folding line

Diecut
Open size: 9"W x 4.5"H Folded Size: 4.5"W x 4.5"H Material: 80gsm woodfree paper

Llamadas con un smartphone:

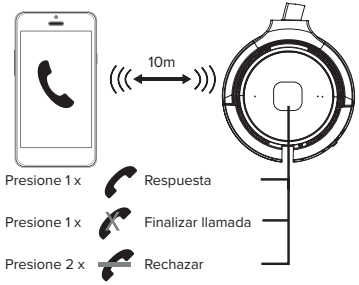

Siri / Cortana / Asistencia:

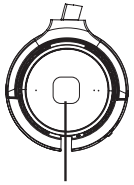

Carga de los auriculares:

El LED rojo indicará que está cargando. Cuando esté completamente cargado, el LED rojo se apagará. Los auriculares permanecen encendidos durante la carga.
Para apagarlo, deslice el interruptor de encendido del auricular a la posición de apagado.

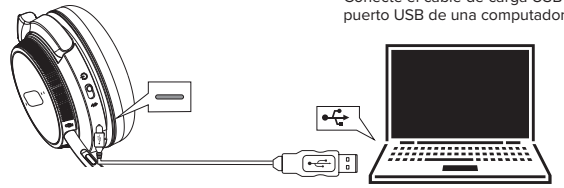

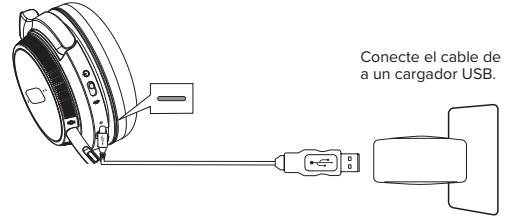

Otras operaciones:

Silenciar el micrófono Boom: Mantenga pulsado durante 3 segundos.

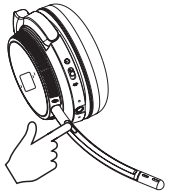

Silenciar el micrófono interno: (Cuando el micrófono Boom no está en uso) Mantenga pulsado ● durante 3 segundos.

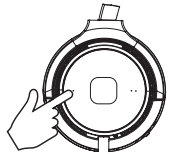

Estado de la batería: Después de encender los auriculares, presione durante 1 segundo brevemente para escuchar el estado actual de la batería.



Restablecer los auriculares: Mientras los auriculares están encendidos, mantenga pulsado ● y ●● simultáneamente durante 5 segundos. Un LED rosa se encenderá durante 2 segundos y los auriculares entrarán en modo de emparejamiento.



Advertencia

Los auriculares pueden emitir sonidos a volúmenes altos y tonos agudos. Evite el uso prolongado de los auriculares a niveles excesivos de presión sonora. Lea las pautas de seguridad a continuación antes de usar estos auriculares.

Información de seguridad
El uso de auriculares afectará su capacidad para escuchar otros sonidos. Tenga cuidado al usar los auriculares cuando participe en cualquier actividad que requiera toda su atención. Este paquete contiene piezas pequeñas que pueden ser peligrosas para los niños y deben mantenerse fuera del alcance de los niños.
No intente: Desarmar o reparar el producto, ya que esto puede causar un cortocircuito u otro mal funcionamiento que podría provocar un incendio o una descarga eléctrica. Evite exponer su producto a la lluvia, la humedad u otros líquidos para evitar daños al producto o lesiones físicas. Mantenga todos los productos, cordones y cables alejados de maquinaria en funcionamiento. Evite el uso mientras opera un vehículo motorizado.
Cuidado de la batería incorporada: Tenga en cuenta lo siguiente si el producto contiene una batería. Su producto funciona con una batería recargable.
El rendimiento completo de una batería nueva se logra solo después de dos o tres ciclos completos de carga y descarga. La batería se puede cargar y descargar cientos de veces, pero eventualmente se desgastará. Siempre trate de mantener la batería entre 15 °C y 25 °C (59 °F y 77 °F). Es posible que un producto con una batería caliente o fría no funcione temporalmente, incluso cuando la batería está completamente cargada. El rendimiento de la batería es particularmente limitado en temperaturas muy por debajo del punto de congelación.

¡Advertencia de batería!
PRECAUCIÓN: Riesgo de explosión. Si se sustituye la batería, una eliminación incorrecta de una batería en el fuego o en un horno caliente, o aplastamiento o corte mecánico de una batería puede provocar una explosión; dejar una batería en un entorno de temperatura extremadamente alta puede provocar una explosión o la fuga de líquido o gas inflamable; batería sometida a una presión de aire extremadamente baja puede provocar una explosión o la fuga de líquido o gas inflamable.

folding line

Diecut
Open size: 9"W x 4.5"H Folded Size: 4.5"W x 4.5"H Material: 80gsm woodfree paper

Resolución de problemas y asistencia

Los auriculares no se encienden:
- Asegúrese de que los auriculares estén completamente cargados.

Mi dispositivo móvil no puede encontrar los auriculares Bluetooth.
- Confirme que los auriculares están en modo de emparejamiento (LED azul / rojo)
- Elimine “Targus AEH103” de la lista de dispositivos Bluetooth de su dispositivo e inténtelo de nuevo.
- Si el modelo sigue sin aparecer, mantenga presionados ● y ● ● durante 5 segundos al mismo tiempo cuando se encienden los auriculares. El LED rosa estará encendido durante 2 segundos y los auriculares entrarán en modo de emparejamiento.

Después de emparejarse correctamente, los auriculares se desconectan.
- Asegúrese de que los auriculares estén completamente cargados.
- Los auriculares deben estar a menos de 10 m de la mayoría de los dispositivos móviles.
- Las conexiones pueden verse afectadas por obstrucciones como paredes u otros dispositivos electrónicos. Intente acercarse al dispositivo al que está conectado.

Al responder a una llamada, no se escucha nada.
- Asegúrese de que el dispositivo móvil esté conectado a los auriculares Targus AEH103 y no en el altavoz del teléfono u otra opción de audio.
- Aumente el volumen en su dispositivo móvil.

No hay sonido al escuchar música.
- Aumente el volumen de sus auriculares o del dispositivo móvil.
- Restablezca la conexión inalámbrica Bluetooth entre los auriculares y su dispositivo móvil.
- Compruebe si la aplicación de audio ha pausado o detenido la reproducción.

Los auriculares no se cargan
- Confirme que el cable de carga está operativo o sin daños.
- Asegúrese de que el cable de carga USB esté completamente insertado en los auriculares y los puertos del cargador.
- Confirme que el puerto USB está emitiendo energía. Algunos puertos USB se apagan cuando el PC está apagado.

Technical Support

For technical questions, please visit:

US	Internet: http://targus.com/us/support
Canada	Internet: http://www.targus.com/ca/support
Australia	Internet: http://www.targus.com/au/support Email: infoaust@targus.com Telephone: 1800-641-645
New Zealand	Telephone: 0800-633-222
Latin America	Email: soporte@targus.com

Product Registration

Targus recommends that you register your Targus accessory shortly after purchasing it. Go to:
http://targus.com/us/product_registration
You will need to provide your full name, email address, country of residence and product information.

Two Year Warranty

We pride ourselves on the quality of our products. For complete warranty details and a list of our worldwide offices, please visit www.targus.com. Targus product warranty does not cover any device or product that is not manufactured by Targus (including, but not limited to, laptops, smartphones, devices, or any other product that may be used in connection with the Targus product). Australian customers: For complete warranty details see warranty statement enclosed.

Targus is a registered trademark of Targus International LLC in the U.S. and in certain other countries. Windows is a registered trademark or trademark of Microsoft Corporation in the United States and/or other countries. macOS is a trademark of Apple Inc., registered in the U.S. and other countries. iOS is a trademark or registered trademark of Cisco in the U.S. and other countries and used by Apple Inc. under license. Android is a trademark of Google LLC. Bluetooth is a registered trademark of Bluetooth SIG, Inc. USB Type-C and USB-C are registered trademarks of USB Implementers. All logos and registered trademarks are the property of their respective owners. ©2022 Targus, 1211 North Miller Street, Anaheim, CA 92806 USA. All rights reserved.

folding line

Diecut
Material: 80gsm woodfree paper
Folded Size: 4.5"W x 4.5"H
Open size: 9"W x 4.5"H

AUSTRALIAN AND NEW ZEALAND CONSUMERS ONLY

1. Targus warrants to the original purchaser that its products are free from defects in materials and workmanship for one year. This warranty is limited to defects, materials and workmanship. 2. The benefits to the consumer given by the warranty are in addition to other rights and remedies of the consumer under law in relation to the goods to which the warranty relates. 3. The warranty is given by (i) Targus Australia, (ii) Targus Australia's business address is: Suite 2, Level 8, 5 Rider Boulevard, Rhodes NSW 2138 Australia, (iii) Targus Australia's telephone number is 1800 641 645, Email: infoaust@targus.com (iv) To make a warranty claim for goods purchased in New Zealand, the telephone number is: 0800 633 222, or the goods may be returned to the supplier in New Zealand. 4. What the purchaser must do to entitle the purchaser to claim warranty:- (i) The purchaser must call the telephone number for Australia or New Zealand set out above, (ii) The purchaser must provide the purchaser's name, daytime contact number, business hours delivery address, the Targus model number on the product, date and place of purchase with receipt for purchase if required, and describe the fault condition. 5. What Targus must do:- (i) Targus will provide the purchaser with store return information or a return authorisation so that the purchaser may return the product for warranty inspection, (ii) If after inspection Targus finds the product is defective in materials or workmanship, Targus shall replace (or repair) the defective product at the discretion of Targus and ship the product from Targus warehouse at its expense within three business days (Monday to Friday excluding public holidays) of receiving the returned goods. If the product is no longer available Targus reserves the right to replace with the nearest corresponding product of no lesser quality, (iii) Targus will bear the cost of return delivery to the purchaser regardless of the inspection test result. The purchaser must bear the cost of the delivery to Targus. There is no charge for inspection. 6. Our goods come with guarantees that cannot be excluded under the Australian Consumer Law. You are entitled to a replacement or refund for a major failure and for compensation for any other reasonable foreseeable loss or damage. You are also entitled to have the goods repaired or replaced if the goods fail to be of acceptable quality and the failure does not amount to a major failure. 7. Please note: (i) Features and specifications of all Targus products are subject to change without notification, (ii) In some instances: Goods presented for repair may be replaced by refurbished goods of the same type rather than being repaired. Refurbished parts may be used to repair the goods, (iii) If goods accepted for repair retain user-generated data: During the process of repair some or all of your stored data may be lost. Please ensure that you have saved this data elsewhere prior to repair.

Regulatory Compliance

This device complies with Part 15 of the FCC Rules. Operation is subject to the following two conditions: (1) This device may not cause harmful interference, and (2) This device must accept any interference received, including interference that may cause undesired operation.

The Class [B] digital apparatus meets all requirements of the Canadian Interference-Causing Equipment Regulation. Cet appareil numeriquede la class [B] respecte toutes les exigencies du Reglement sur le materiel brouilleur du Canada.

FCC Statement

Tested to Comply

This device complies with Part 15 of the FCC Rules. Operation is subject to the following two conditions:
(1) This device may not cause harmful interference, and
(2) This device must accept any interference received, including interference that may cause undesired operation.
Warning: Changes or modifications not expressly approved by the party responsible for compliance could void the user's authority to operate the equipment.

NOTE: This equipment has been tested and found to comply with the limits for a Class B digital device, pursuant to Part 15 of the FCC Rules. These limits are designed to provide reasonable protection against harmful interference in a residential installation.
This equipment generates uses and can radiate radio frequency energy and, if not installed and used in accordance with the instructions, may cause harmful interference to radio communications. However, there is no guarantee that interference will not occur in a particular installation. If this equipment does cause harmful interference to radio or television reception, which can be determined by turning the equipment off and on, the user is encouraged to try to correct the interference by one or more of the following measures:
• Reorient or relocate the receiving antenna.
• Increase the separation between the equipment and receiver.
• Connect the equipment into an outlet on a circuit different from that to which the receiver is connected.
• Consult the dealer or an experienced radio/TV technician for help.

Declaration of Conformity

Hereby, Targus, declares that this device is in compliance with the essential requirements and other relevant provisions of Directive 2014/53/EU.

Radiation Exposure statement

This equipment complies with FCC/IC RSS-102 radiation exposure limits set forth for an uncontrolled environment. Cet équipement est conforme aux limites d'exposition aux radiations FCC/IC CNR-102 établies pour un environnement non contrôlé.

Diecut

This device contains licence-exempt transmitter(s)/receiver(s) that comply with Innovation, Science and Economic Development Canada's licence-exempt RSS(s).
Operation is subject to the following two conditions:
(1) This device may not cause interference.
(2) This device must accept any interference, including interference that may cause undesired operation of the device.

L'émetteur/récepteur exempt de licence contenu dans le présent appareil est conforme aux CNR d'Innovation, Sciences et Développement économique Canada applicables aux appareils radio exempts de licence. L'exploitation est autorisée aux deux conditions suivantes :
(1) L'appareil ne doit pas produire de brouillage;
(2) L'appareil doit accepter tout brouillage radioélectrique subi, même si le brouillage est susceptible d'en compromettre le fonctionnement.