APPENDIX H

: USER'S MANUAL

total control

Owner's Manual

TRC-1080

Wi-Fi Remote Control

URC™

Control the Experience.

This remote control was Custom Programmed for you by:

For questions about your Custom Programming call:

Custom Programming of a complex home theater and/or a multi-room system is one of the most challenging tasks within an audio/video installation. It involves an intimate knowledge of how the components interact and exact details on the proper sequences of control.

Only a Total Control dealer has the requisite experience and training to quickly and effectively customize a remote control for true automated operation.

Congratulations on your choice!

TRC-1080 Owner's Manual © 2013 Universal Remote Control, Inc.

The information in this manual is copyright protected. No part of this manual may be copied or reproduced in any form without prior written consent from Universal Remote Control, Inc.

UNIVERSAL REMOTE CONTROL, INC. SHALL NOT BE LIABLE FOR OPERATIONAL, TECHNICAL OR EDITORIAL ERRORS/OMISSIONS MADE IN THIS MANUAL.

The information in this manual may be subject to change without prior notice.

URC - Control the Experience is a registered trademark of Universal Remote Control, Inc.

Total Control is a registered trademark of Universal Remote Control, Inc.

All other brand or product names are trademarks or registered trademarks of their respective companies or organizations.

Control the Experience.

500 Mamaroneck Avenue, Harrison, NY 10528
Phone: (914) 835-4484 Fax: (914) 835-4532

Congratulations!	1
Features and Benefits	1
Before Getting Started	2
Parts Guide	2
Connecting the Battery Pack	3
Using the Charging Base	3
Two-Way via Wi-Fi	3
Using the TRC-1080	4
Displaying the Settings Menu	5
Sleep Settings	6
Wireless Network Settings	6
Brightness	6
System	7
Button Light	7
Power	7
Date and Time	7
Sound	8
Pickup	8
Factory Default	8
Exit	8
Specifications	9
Limited Warranty Statement	10
End Uer Agreement	12
Precautions and Information Concerning Rechargeable Lithium Polymer Batteries	13
Federal Communication Commission Interference Statement	14
Declaration of Conformity	15

Congratulations!

Thank you for purchasing the TRC-1080 Wi-Fi remote control for your Total Control system. This remote offers two-way control of your connected devices throughout the home or small office space. With the integrated Rooms Menu, controlling devices in other areas is simple using the TRC-1080's Wi-Fi communication.

Features and Benefits

- **Quick Connect Wi-Fi**
  When picked up, the TRC-1080 connect to Wi-Fi within moments to control your Total Control system and devices.

- **Two-way meta-data feedback**
  Experience two-way feedback right on the remote's screen when used with compatible devices like URC's Music Streamer (SNP-1), iPod Dock (PSX-2), Thermostat (THZ-100) or selection of IP Cameras. Enjoy the same feedback when used in conjunction with an ever expanding line of 3rd party products (speak with your custom professional to learn more)

- **Pick-up sensor**
  Lifting the remote immediately wakes it up, turns on the backlight, the LCD screen, and quickly connects to the local Wi-Fi for control of your Total Control system.

- **Rechargeable Lithium Polymer Battery and charger base**
  Save money and the protect the environment by using the included charging base and rechargeable lithium polymer battery.

Before Getting Started

- **Only for use in a Total Control System**
  When used with an MRX Advanced Network System Controller, the TRC-1080 can control your system without being in line-of-sight of the equipment by sending the commands over your home network.

- **Programmable only by a URC certified professional programmer onsite or offsite via the Internet**
  To fully automate your audio/video system, the programmer must have detailed knowledge of each component, LAN configuration, Wi-Fi optimization and how the system is connected and operated. With the ability to connect the TRC-1080 to an MRX Advanced Network System Controller, your installer can program the remote, with your permission, from a remote location should the need arise. Only a trained and certified professional audio/video installer can install a TRC-1080 remote control in a timely and efficient manner.

Parts Guide

What's included with the TRC-1080:

- TRC-1080 Wi-Fi Remote Control
- Rechargeable Battery
- Charging Cradle
- AC Power Adapter for Charging Cradle
- Owner's Manual

Connecting the Battery Pack

Press the spring lock down to unlock and remove the cover. The battery is included in the box when shipped from the factory. Place the battery into the battery compartment, making sure to align the contacts on the battery to the contacts on the TRC-1080. The battery will snap into place when aligned properly. Replace the cover.

Using the Charging Base

Plug the 6V DC adapter into a power outlet and into the rear of the charging base. (Also plugs into the remote for direct charging.) Gently place the TRC-1080 into the cradle. The remote automatically aligns itself to the contacts on the charging base. The status light should immediately illuminate.

- Red indicates that it is charging.
- Blue shows that it is fully charged.

There is no harm in leaving the TRC-1080 on its charging base when it is not in use.

Two-Way via Wi-Fi

To use the TRC-1080 with any two-way companion product, it must be configured by your installer to be part of a LAN (local area network) via a Wi-Fi b/g access point or router. This is not user configurable. If you have any questions, consult your custom installer.

Using the TRC-1080

The TRC-1080's Main Menu pages display the activities and devices in your system. Press the **Main** page button to view your activities and devices. Large systems may have more than one page. Press either of the **Page** buttons to view additional pages.

Once within a Device or Activity, the Page buttons may reveal additional buttons. Press any button adjacent to the screen, to select an activity or device.

Press the **Main** button to return to that page and select a new device or activity.

The **Main** button always displays the Main menu pages.

The **Page** buttons display additional pages of controls, devices or activities.



The **Volume** and **Mute** buttons are always available regardless of what screen is displayed.

The **5-way cursor buttons** are used to navigate through a device's menu with ease.

Displaying the Settings Menu

You can enter the Settings menu by pressing and holding the **Main** and **Enter** buttons for three seconds. When the Settings menu appears, any further action must be completed within 60 seconds, at which point the remote will revert back to the Main Menu screen.

Use the **Page** buttons to navigate between the two Settings pages. To select a setting, press the button on the LCD screen. To go back a step or to get out of the **Settings** menu, press the **Main** button.

Page buttons reveal the rest of the settings.

Page 2 of the Settings Screen

Sleep Settings

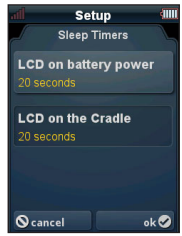

You can adjust the amount of time the LCD remains ON when the remote is not in use. The time can be set independently based on whether the remote is using battery power or sitting on the cradle.

Once the Sleep Timers are adjusted, press the **Ok** button. Pressing the **Cancel** button will revert to the remotes last saved setting.

Wireless Network Settings

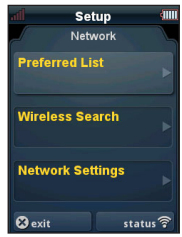

WARNING! Only use this button when instructed to by Technical Support or your Custom Professional. The screen displays network information about your TRC-1080 and the wireless network it is connected to. Do not make any changes on this screen!

Brightness

Adjust the screen brightness by pressing the adjacent hardbuttons to increase or decrease the brightness level.

Once the brightness is adjusted, press the **Ok** button. Pressing the **Cancel** button will revert to the remotes last saved setting.

Note: The higher the brightness, the faster the batteries will deplete.

System

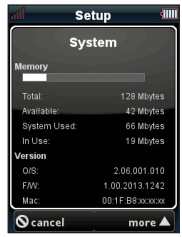

The System Information screen displays data about your TRC-1080's Operating System, Memory etc.

Press the **More** button to view further system information. Pressing the **Cancel** button will exit to the remote's settings menu.

Button Light

You can adjust the brightness of the LEDs that backlight the buttons of the TRC-1080. Press the adjacent hardbuttons to increase or decrease the button light level.

Once the button light is adjusted, press the **Ok** button. Pressing the **Cancel** button will revert to the remote's last saved setting.

Power

You can display the remaining battery level by selecting Power. You can also adjust when the Low Battery warning screen will appear.

Once the power is adjusted, press the **Ok** button. Pressing the **Cancel** button will revert to the remote's last saved setting.

Date and Time

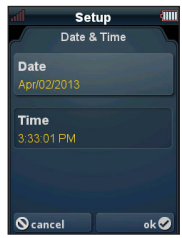

The TRC-1080's date and time has been previously set. If you need to, you can adjust the date and time by changing the settings on this screen.

After adjusting the date and time, press the **Ok** button. Pressing the **Cancel** button will revert to the remote's last saved setting.

Sound

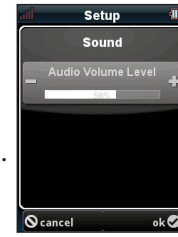

You can adjust the button beep of the TRC-1080. Press the adjacent hardbuttons to increase or decrease the volume level.

Once the sound is adjusted, press the **Ok** button. Pressing the **Cancel** button will revert to the remotes last saved setting.

Pickup

You can set your TRC-1080 to turn on when the remote is picked up. Simply select **Yes** (Turn ON) or **No** (Turn OFF).

Once the pickup is adjusted, press the **Ok** button. Pressing the **Cancel** button will revert to the remote's last saved setting.

Factory Default

WARNING! Only use this button when instructed to by Technical Support. It resets the memory of the TRC-1080 to the factory settings. All your programming will be lost!

Exit

When you have finished adjusting Settings, simply press the **Exit** button to return to normal operation.

Specifications

Microprocessor: ARM9 454MHz

RAM: 64Mbyte Mobile DDR

NAND: 128Mbyte

LCD: 2 Inch Screen (240 by 320) LCD Backlighting by LED

Sound: Mono 1 watt

Devices: Supports up to 255 Devices with text, less with heavy graphics

Usage Pages: Supports up to 255 Pages on each Device with text, less with heavy graphics usage

Macro Capability: Up to 255 steps each, however nesting is allowed

Wi-Fi: IEEE 802.11b/g/n

Battery: Lithium polymer, 1,960mAh

Battery Charging Time: 5 Hours

Size: 8.46″ H x 2.04″ W x 1.02″ D

Battery Warranty: 1 Year

Weight (with battery loaded): 6.04 oz

Limited Warranty Statement

1. Limited Warranty and Disclaimers
Universal Remote Control, Inc. ("URC") warrants that the URC equipment shall be free from defects in material and workmanship under normal usage for one (1) year from purchase when such is purchased from URC. **This limited warranty is valid only in the United States of America.** URC warrants that the software will substantially conform in any material respect to its functional specifications at the time of delivery. URC SHALL NOT BE LIABLE FOR OPERATIONAL, TECHNICAL OR EDITORIAL ERRORS AND/OR OMISSIONS MADE IN THE URC DOCUMENTATION. URC DOES NOT WARRANT THAT THE URC SOFTWARE IS BUG-FREE OR ERROR FREE OR THAT THERE ARE NO ERRORS/BUGS IN THE URC SOFTWARE.

URC warrants that at the time of purchase the URC equipment and the URC software complied with all applicable regulations and policies of the Federal Communications Commissions ("FCC") regarding electromagnetic interference caused by electronic/computing devices and to the extent that the URC equipment and/or the URC software fails to so comply, URC shall, at its own expense, take all reasonable measures to promptly cause such to comply.

URC equipment purchases from other than an authorized URC dealer or distributor are without warranty.

THIS LIMITED WARRANT DOES NOT COVER TECHNICAL ASSISTANCE FOR HARDWARE OR SOFTWARE USAGE EXCEPT AS EXPRESSLY PROVIDED FOR HEREIN, THE EQUIPMENT, SOFTWARE AND DOCUMENTATION OF URC ARE SUPPLIED "AS IS" WITHOUT ANY WARRANTY, EXPRESS, STATUTORY OR IMPLIED, OF ANY KIND. TO THE MAXIMUM EXTENT PERMITTED BY APPLICABLE LAW, URC EXPRESSLY DISCLAIMS ALL WARRANTIES, EXPRESS, STATUTORY OR IMPLIED, INCLUDING BUT NOT LIMITED TO THE WARRANTIES OF MERCHANTABILITY AND FITNESS FOR A PARTICULAR PURPOSE. URC DOES NOT WARRANT, GUARANTEE, OR MAKE ANY REPRESENTATIONS REGARDING THE USE OF, OR THE RESULTS OF THE USE OF, THE EQUIPMENT, SOFTWARE OR DOCUMENTATION IN TERMS OF CORRECTNESS, ACCURACY, RELIABILITY OR OTHERWISE.

EXCEPT AS EXPRESSLY PROVIDED FOR HEREIN, TECHNICAL SERVICES ARE SUPPLIED "AS IS", WITHOUT ANY WARRANTY, EXPRESS, STATUTORY OR IMPLIED, OF ANY KIND. TO THE MAXIMUM EXTENT PERMITTED BY APPLICABLE LAW, URC EXPRESSLY DISCLAIMS ALL WARRANTIES, EXPRESS, STATUTORY OR IMPLIED, INCLUDING BUT NOT LIMITED TO THE WARRANTIES OF QUALITY OR REASONABLE SKILL AND CARE, OR OUTCOME OR RESULTS.

WITHOUT IN ANY WAY LIMITING THE GENERALITY OF THE OTHER PROVISIONS HEREIN, WARRANTY DOES NOT COVER: (I) DAMAGE FROM MISUSE, NEGLECT OR ACTS OR NATURE, (II) MODIFICATIONS, (III) INTEGRATION WITH THIRD PARTY CONTENT (IV) BEYOND THE WARRANTY PERIOD AND/ OR FAILURE TO FOLLOW URC WARRANTY CLAIM PROCEDURE.

The warranty limitations and warranty disclaimers may not apply to end user in whole or in part, where such are restricted or excluded by applicable law and such shall apply to the maximum extent permitted by applicable law.

In the event of any warranty claim, URC will, at its sole option, repair the URC equipment using new or comparable rebuilt parts, or exchange the URC equipment for new or rebuilt equipment. **In the event of a defect, these are the end user's exclusive remedies.**

All the URC equipment returned for service, exchange or repair require an RGA number. To obtain an RGA number, you must complete a Return Request Form which you may obtain by calling (914) 835-4484 or contacting URC at returnrequest@universalremote.com. To obtain warranty service, end user must deliver the URC equipment, freight prepaid, in its original packaging or packaging affording adequate protection to URC at 420 Columbus Avenue, Valhalla, NY 10595. It is end user's responsibility to backup any macro programming, artwork, software or other materials that may have been programmed into the unit. It is likely that such data, software, or other materials will be lost during service and URC will not be responsible for any such damage or loss. A dated purchase receipt, bill of sale, installation contract or other verifiable proof of purchase is required. For the URC equipment support and other important information, please visit URC's website available at www.universalremote.com or call the Customer Service Center at (914) 835-4484.

This limited warranty only covers the URC equipment issues caused by defects in material or workmanship during ordinary consumer use. It does not cover product issues caused by any other reason, including but not limited to product issues due to commercial use, acts of God, third-party installation, misuse, limitations of technology, or modification of or to any part of the URC equipment. This limited warranty does not cover the URC equipment sold as used, as is, refurbished, so called "B stock" or consumables (such as batteries). This limited warranty is invalid if the factory applied serial number has been altered or removed from the URC equipment. **This limited warranty specifically excludes the URC equipment sold by unauthorized resellers.**

With the exception of URC's IR-only, broad-based consumer remotes, none of URC's PC programmable remotes or any of our Total Control® whole-house equipment are authorized for online internet sales. Buying URC's PC

programmable remotes or any of our Total Control® whole-house equipment online means buying equipment that does not have a URC's limited warranty. Such equipment is not eligible for URC tech support or software support, either.

2. URC'S Limitations of Liability
IN NO EVENT SHALL URC BE LIABLE FOR INDIRECT, SPECIAL, INCIDENTAL, EXEMPLARY, PUNITIVE OR CONSEQUENTIAL DAMAGES OF ANY KIND OR LOSS OF PROFITS OR BUSINESS OPPORTUNITY, EVEN IF URC IS ADVISED OF THE POSSIBILITY OF SUCH DAMAGES.

IN NO EVENT SHALL URC BE LIABLE FOR LOSS OF OR DAMAGE TO DATA, COMPUTER SYSTEMS OR COMPUTER PROGRAMS.
URC'S LIABILITY, IF ANY, FOR DIRECT DAMAGES OF ANY FORM SHALL BE LIMITED TO ACTUAL DAMAGES, NOT IN EXCESS OF AMOUNTS PAID BY END USER FOR THE URC EQUIPMENT.

IN NO EVENT SHALL URC BE LIABLE FOR ANY EVENTS BEYOND ITS CONTROL, INCLUDING ANY INSTANCE OF FORCE MAJEURE.
IN NO EVENT SHALL URC BE LIABLE FOR THE ACTS OR OMISSIONS OF END USER OR ANY THIRD PARTY.

THE LIMITATIONS OF LIABILITY MAY NOT APPLY TO END USER IN WHOLE OR IN PART, WHERE SUCH ARE RESTRICTED LIMITED OR EXCLUDED BY APPLICABLE LAW AND SUCH SHALL APPLY TO THE MAXIMUM EXTENT PERMITTED BY APPLICABLE LAW.

URC SHALL NOT BE HELD RESPONSIBLE FOR THE STATEMENTS MADE BY OTHERS.

SOME STATES OR JURISDICTIONS DO NOT ALLOW THE EXCLUSION OR LIMITATION OF INCIDENTAL OR CONSEQUENTIAL DAMAGES, OR ALLOW LIMITATIONS ON HOW LONG AN IMPLIED WARRANTY LASTS, SO THE ABOVE LIMITATIONS OR EXCLUSIONS MAY NOT APPLY TO END USER. THIS LIMITED WARRANTY GIVES END USER SPECIFIC LEGAL RIGHTS AND END USER MAY HAVE OTHER RIGHTS WHICH VARY FROM STATE TO STATE OR JURISDICTION TO JURISDICTION.

End User Agreement

The terms and conditions of the End User Agreement available at www.universalremote.com/eua.php shall apply.

Precautions and Information Concerning Rechargeable Lithium Polymer Batteries

- If you will not be using your remote control for an extended period of time, be sure to remove the battery
- Do not attempt to disassemble, alter or apply heat to the battery.
- Use care to avoid dropping the battery or subjecting it to severe impact that could damage the case.
- The battery should not be immersed in water.
- Risk of explosion if battery is replaced by an incorrect type.
- Dispose of used batteries according to the instructions.
- Lithium Polymer Batteries are recyclable. For the address of a recycle drop-off location near you call toll free 1-800-822-8837 or visit http://www.rbrc.com

Federal Communication Commission Interference Statement

This equipment has been tested and found to comply with the limits for a Class B digital device, pursuant to part 15 of the FCC Rules. These limits are designed to provide reasonable protection against harmful interference in a residential installation. This equipment generates, uses and can radiate radio frequency energy and, if not installed and used in accordance with the instructions, may cause harmful interference to radio communications. However, there is no guarantee that interference will not occur in a particular installation. If this equipment does cause harmful interference to radio or television reception, which can be determined by turning the equipment off and on, the user is encouraged to try to correct the interference by one more of the following measures:

- Reorient or relocate the receiving antenna.
- Increase the separation between the equipment and receiver.
- Connect the equipment into an outlet on a circuit different from that to which the receiver is connected.
- Consult the dealer or an experienced radio/TV technician for help.

Warning!

Changes or modifications not expressly approved by the manufacturer could void the user's authority to operate the equipment.
Note : The manufacturer is not responsible for any Radio or TV interference caused by unauthorized modifications to this equipment. Such modifications could void the user's authority to operate the equipment.

FCC Caution

This device complies with Part 15 of the FCC Rules. Operation is subject to the following two conditions: (1) this device may not cause harmful interference, and (2) this device must accept any interference received, including interference that may cause undesired operation.

Any changes or modifications not expressly approved by the party responsible for compliance could void the authority to operate equipment.

The antenna(s) used for this transmitter must not be co-located or operating in conjunction with any other antenna or transmitter

Federal Communication Commission (FCC) Radiation Exposure Statement

This Equipment complies with FCC radiation exposure Limits set forth for an uncontrolled environment.
The device has been evaluated to meet general RF exposure requirement. The device can be used in portable exposure condition without restriction.

500 Mamaroneck Avenue, Harrison, NY 10528
Phone: (914) 835-4484 Fax: (914) 835-4532
www.universalremote.com

OCE-0073D Rev 01