TEST CONFIGURATION PHOTOGRAPHS

Figure 1. EUT



Figure 2. Radiated Spurious Emissions, 30 - 200 MHz



Figure 3. Radiated Spurious Emissions, 200 - 1000 MHz



Figure 4. Radiated Spurious Emissions, above 1 GHz



Figure 5. Bench Test Setup