TEST CONFIGURATION PHOTOGRAPHS



Figure 1. EUT

Figure 2. Radiated Spurious Emissions, 30 - 200 MHz



Figure 3. Radiated Spurious Emissions, 200 - 1000 MHz



Figure 4. Radiated Spurious Emissions, above 1 GHz

Figure 5. Bench Test Setup