8.5.63 H-CPM, UL Mask D, AGC, 815 MHz

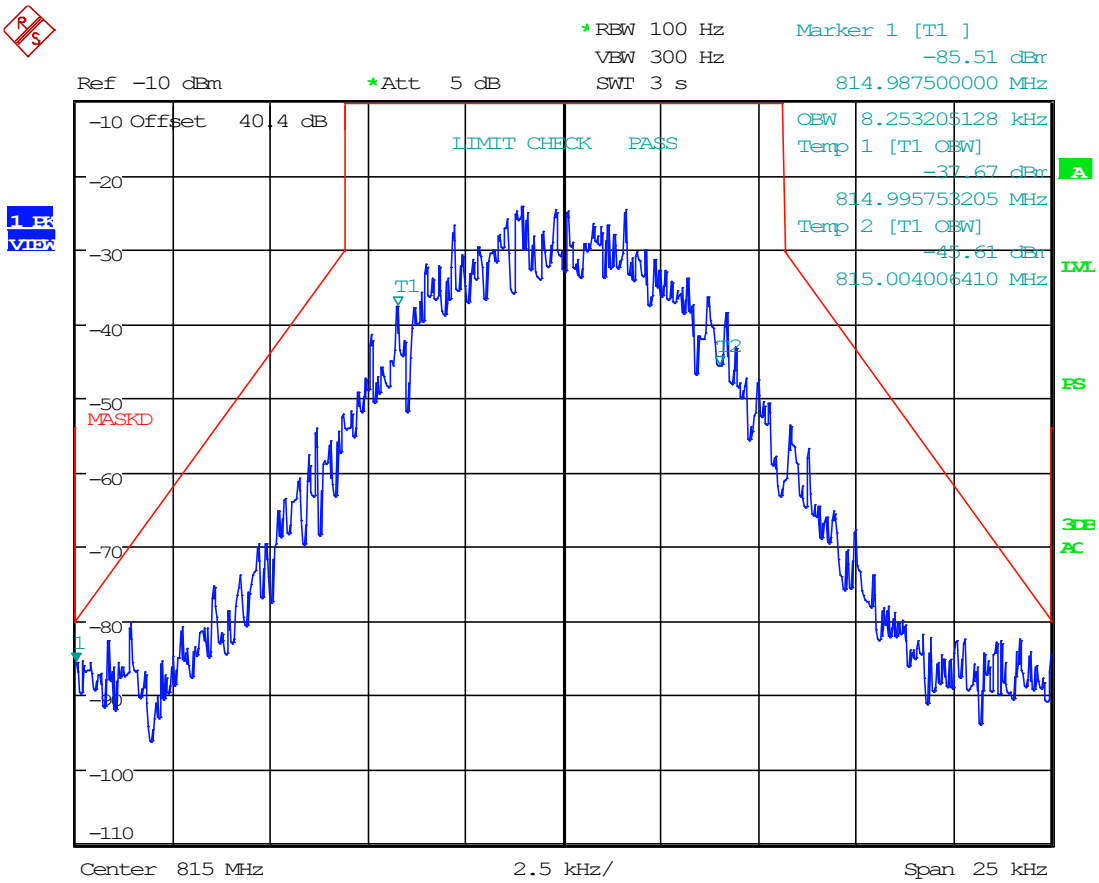

Date: 1.NOV.2024 13:03:54

This test report shall not be reproduced except in full without the written and signed permission of Timco Engineering Inc., a subsidiary of Industrial Inspection & Analysis, Inc. (IIA).

8.5.64 H-CPM, UL Mask D, AGC+3, 815 MHz

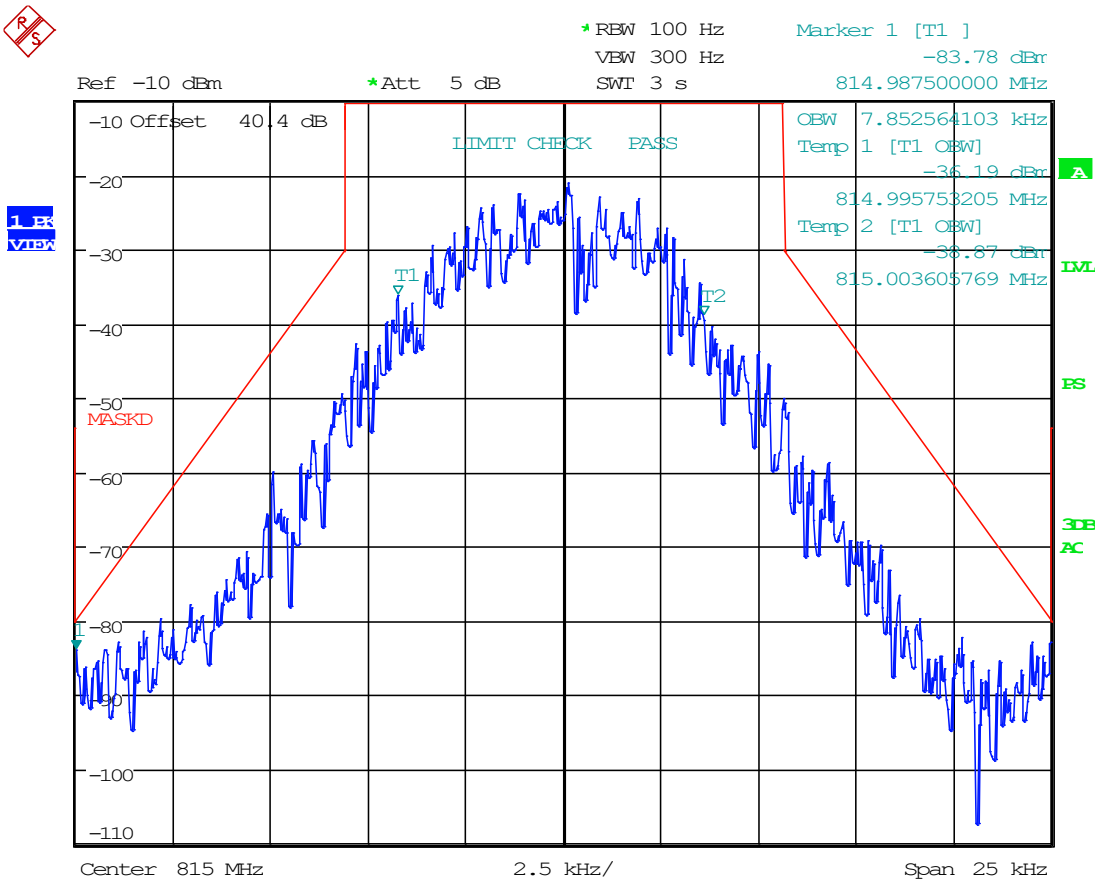

Date: 1.NOV.2024 13:04:20

This test report shall not be reproduced except in full without the written and signed permission of Timco Engineering Inc., a subsidiary of Industrial Inspection & Analysis, Inc. (IIA).

8.5.65 H-DQPSK, UL Mask D, AGC, 815 MHz

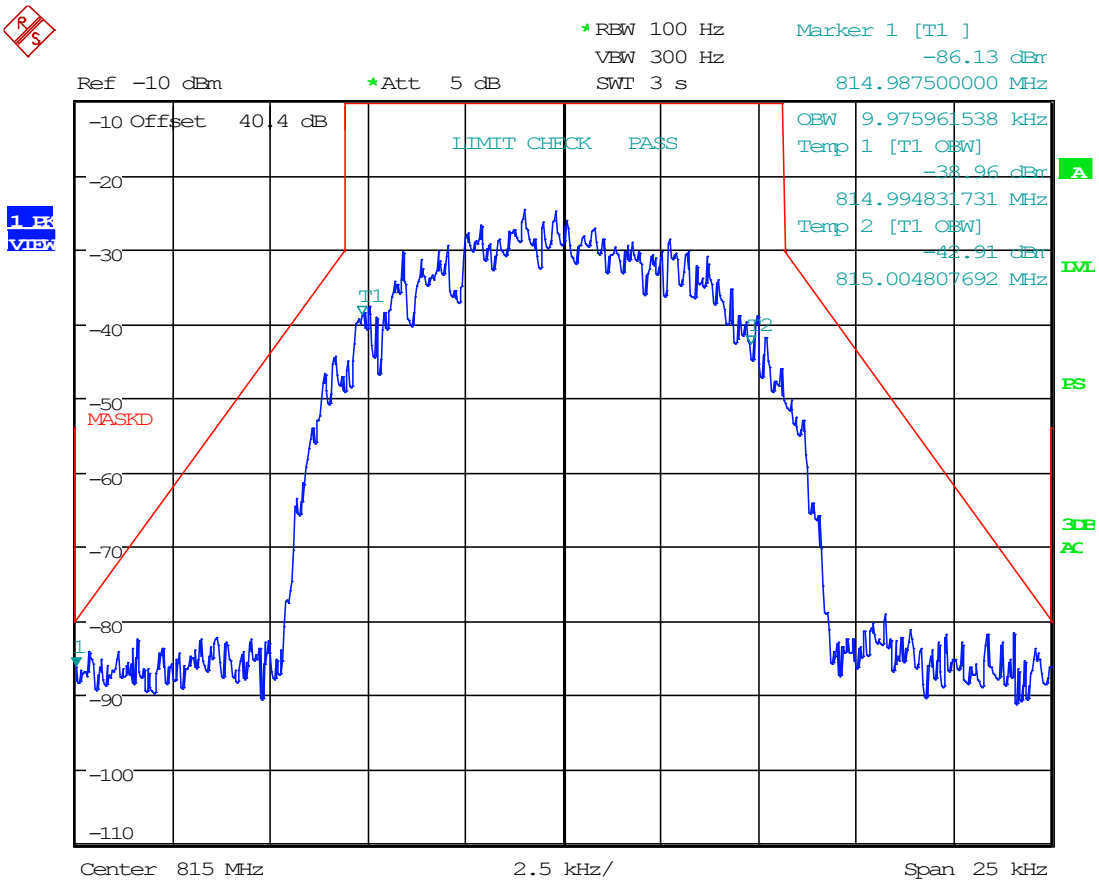

Date: 1.NOV.2024 13:02:54

This test report shall not be reproduced except in full without the written and signed permission of Timco Engineering Inc., a subsidiary of Industrial Inspection & Analysis, Inc. (IIA).

8.5.66 H-DQPSK, UL Mask D, AGC+3, 815 MHz

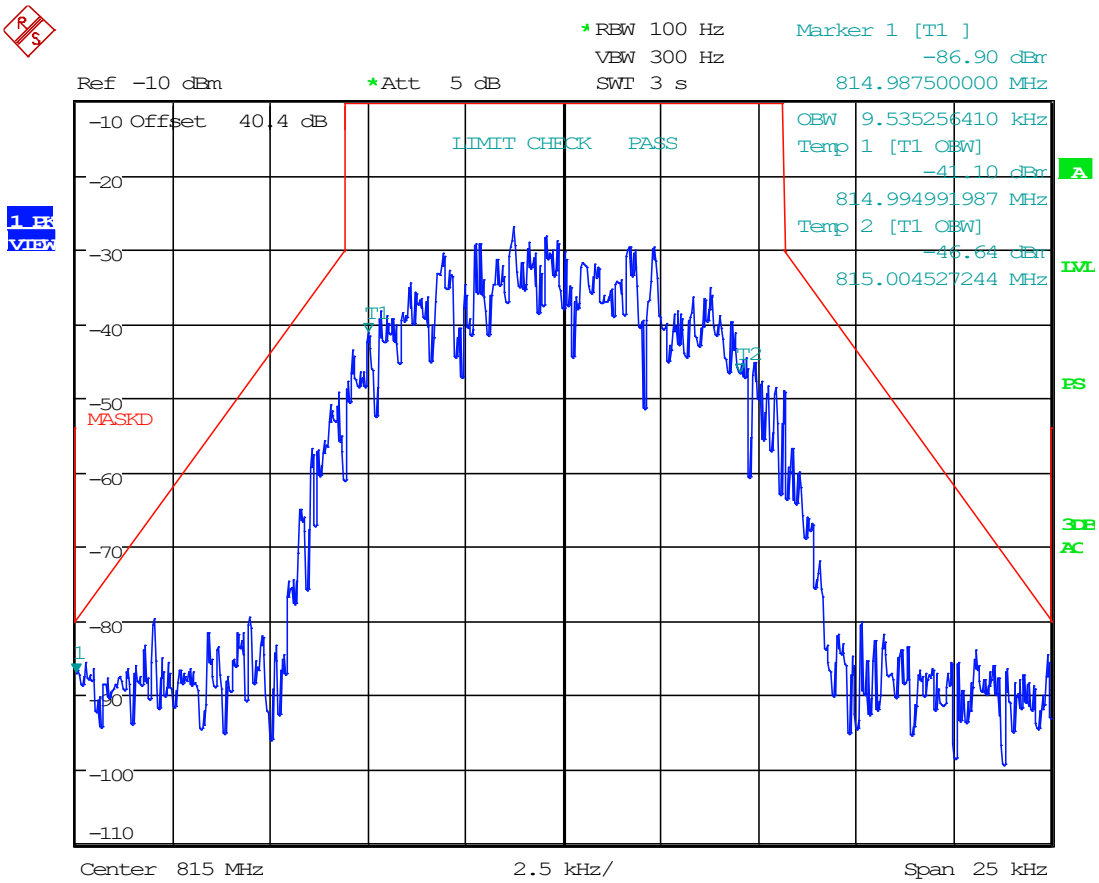

Date: 1.NOV.2024 13:03:22

This test report shall not be reproduced except in full without the written and signed permission of Timco Engineering Inc., a subsidiary of Industrial Inspection & Analysis, Inc. (IIA).

8.5.67 6.25 kHz, FM, UL Mask D, AGC, 823 MHz

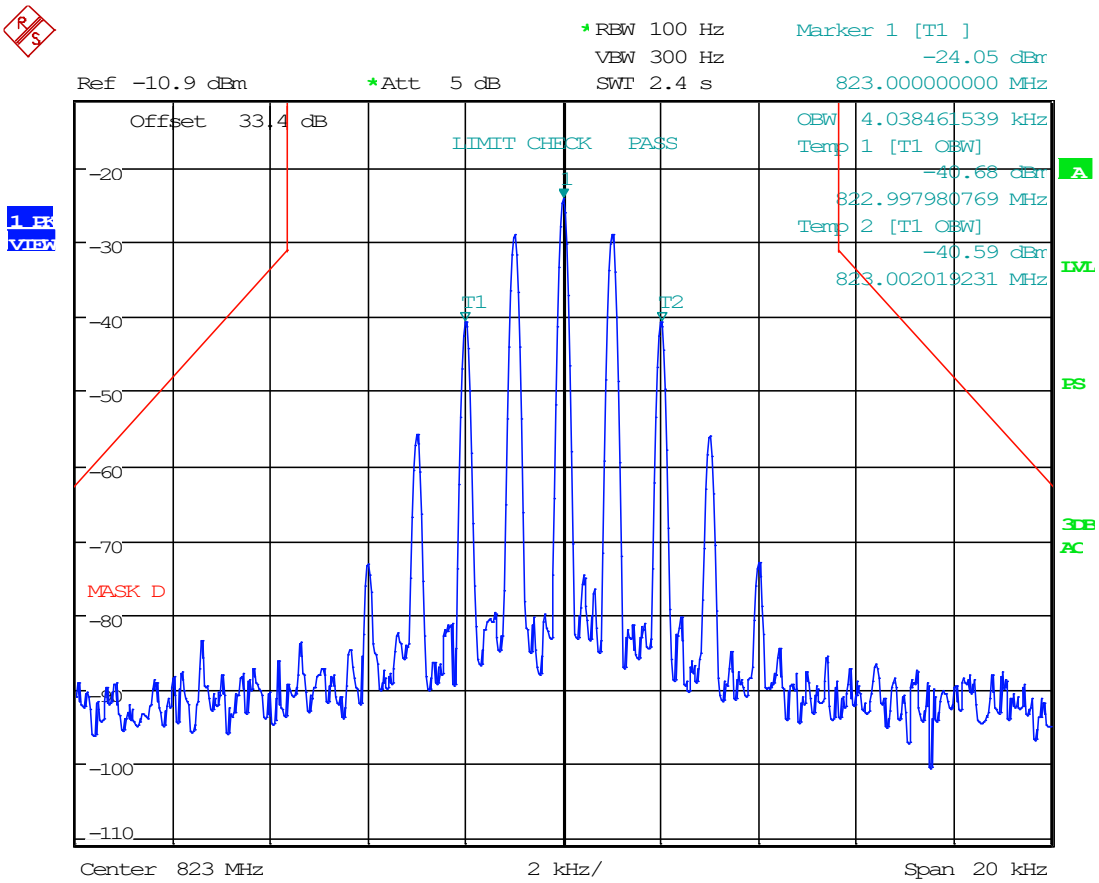

Date: 3.JAN.2025 13:54:10

This test report shall not be reproduced except in full without the written and signed permission of Timco Engineering Inc., a subsidiary of Industrial Inspection & Analysis, Inc. (IIA).

8.5.68 6.25 kHz, FM, UL Mask D, AGC+3, 823 MHz

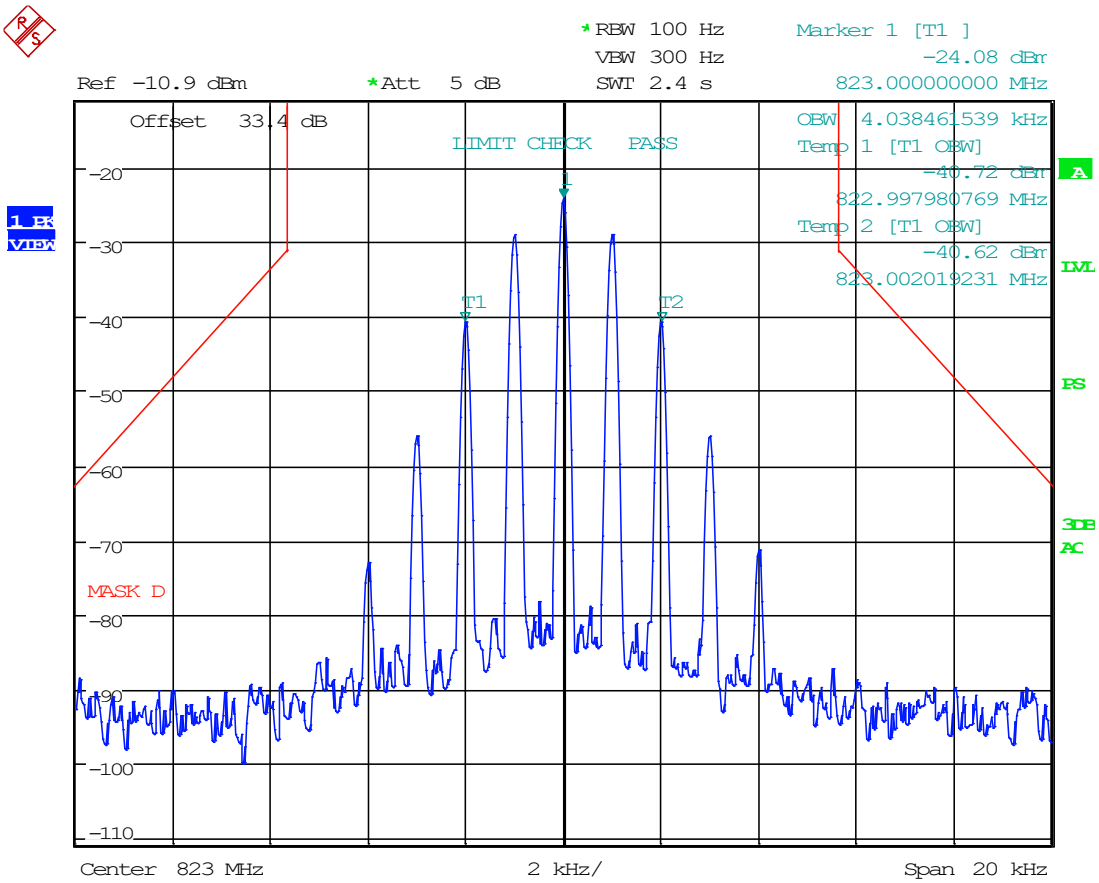

Date: 3.JAN.2025 13:54:48

This test report shall not be reproduced except in full without the written and signed permission of Timco Engineering Inc., a subsidiary of Industrial Inspection & Analysis, Inc. (IIA).

8.5.69 12.5 kHz, FM, UL Mask D, AGC, 823 MHz

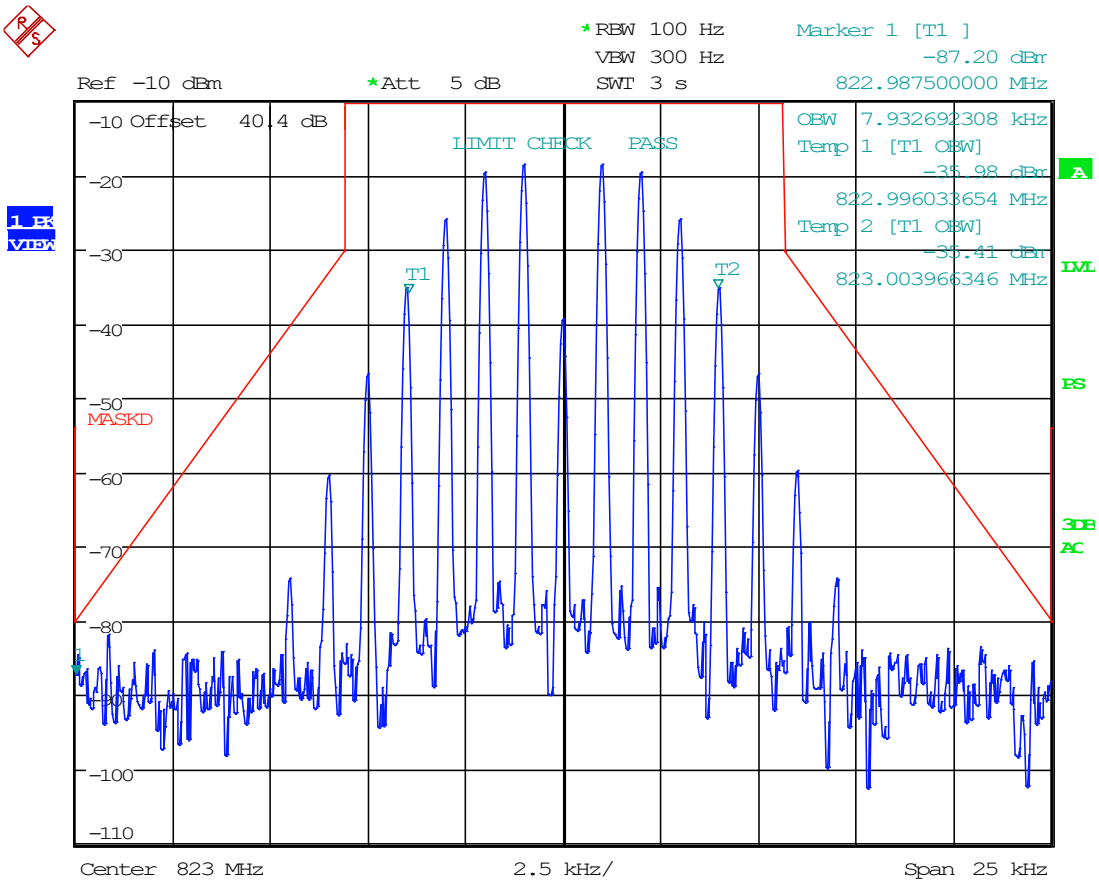

Date: 1.NOV.2024 09:14:19

This test report shall not be reproduced except in full without the written and signed permission of Timco Engineering Inc., a subsidiary of Industrial Inspection & Analysis, Inc. (IIA).

8.5.70 12.5 kHz, FM, UL Mask D, AGC+3, 823 MHz

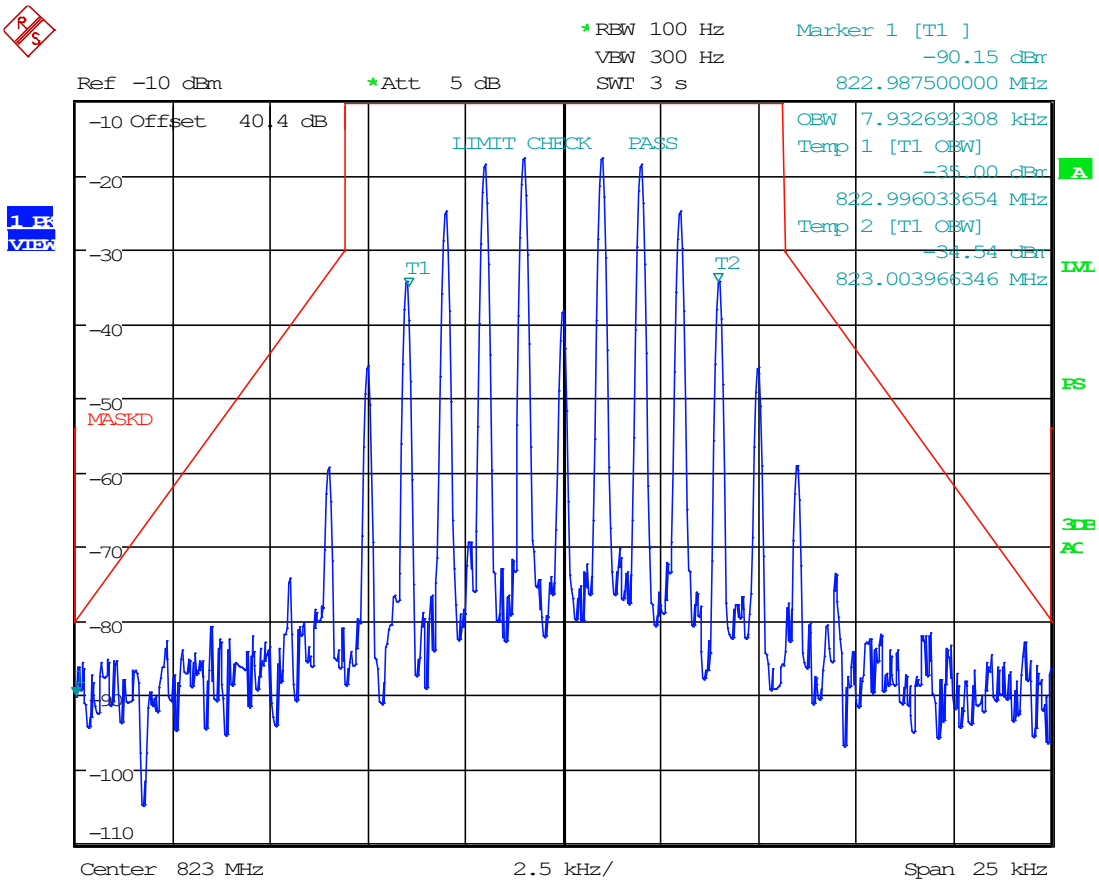

Date: 1.NOV.2024 09:13:44

This test report shall not be reproduced except in full without the written and signed permission of Timco Engineering Inc., a subsidiary of Industrial Inspection & Analysis, Inc. (IIA).

8.5.71 25 kHz FM, UL Mask G, AGC, 823 MHz

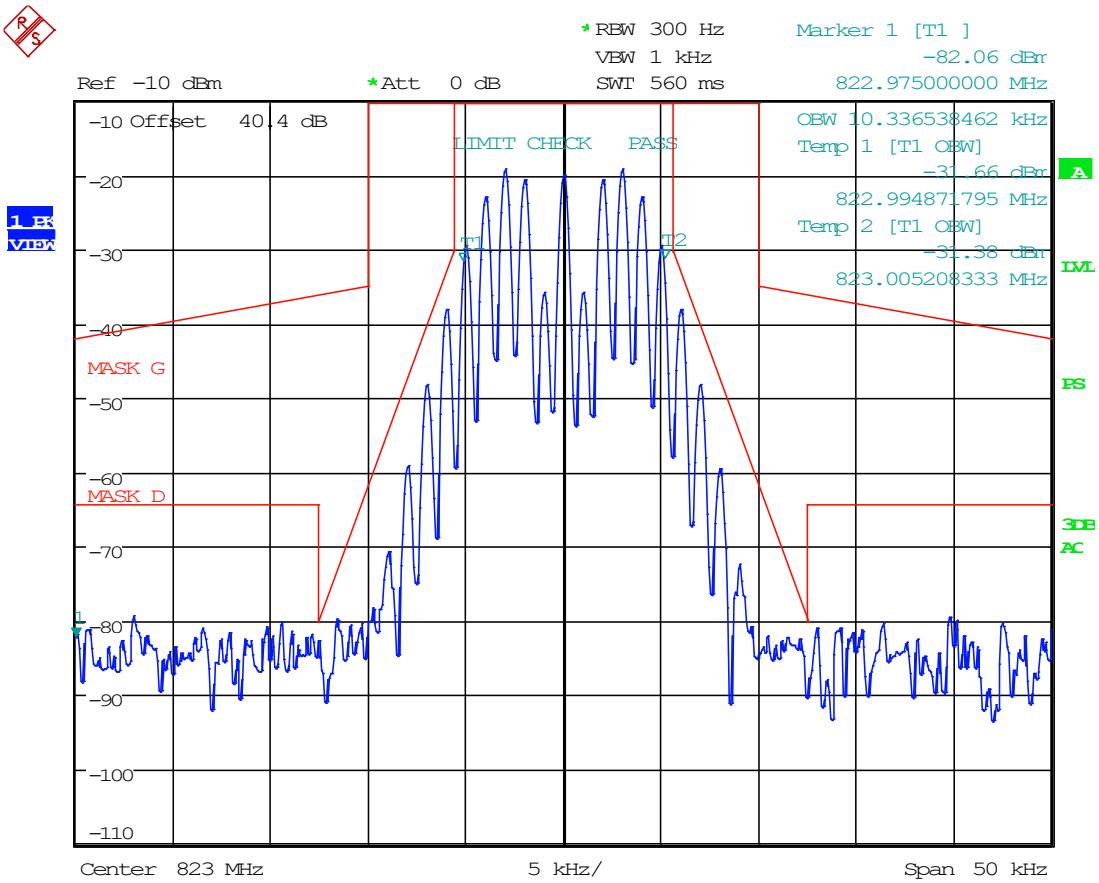

Date: 1.NOV.2024 08:36:53

This test report shall not be reproduced except in full without the written and signed permission of Timco Engineering Inc., a subsidiary of Industrial Inspection & Analysis, Inc. (IIA).

8.5.72 25 kHz FM, UL Mask G, AGC+3, 823 MHz

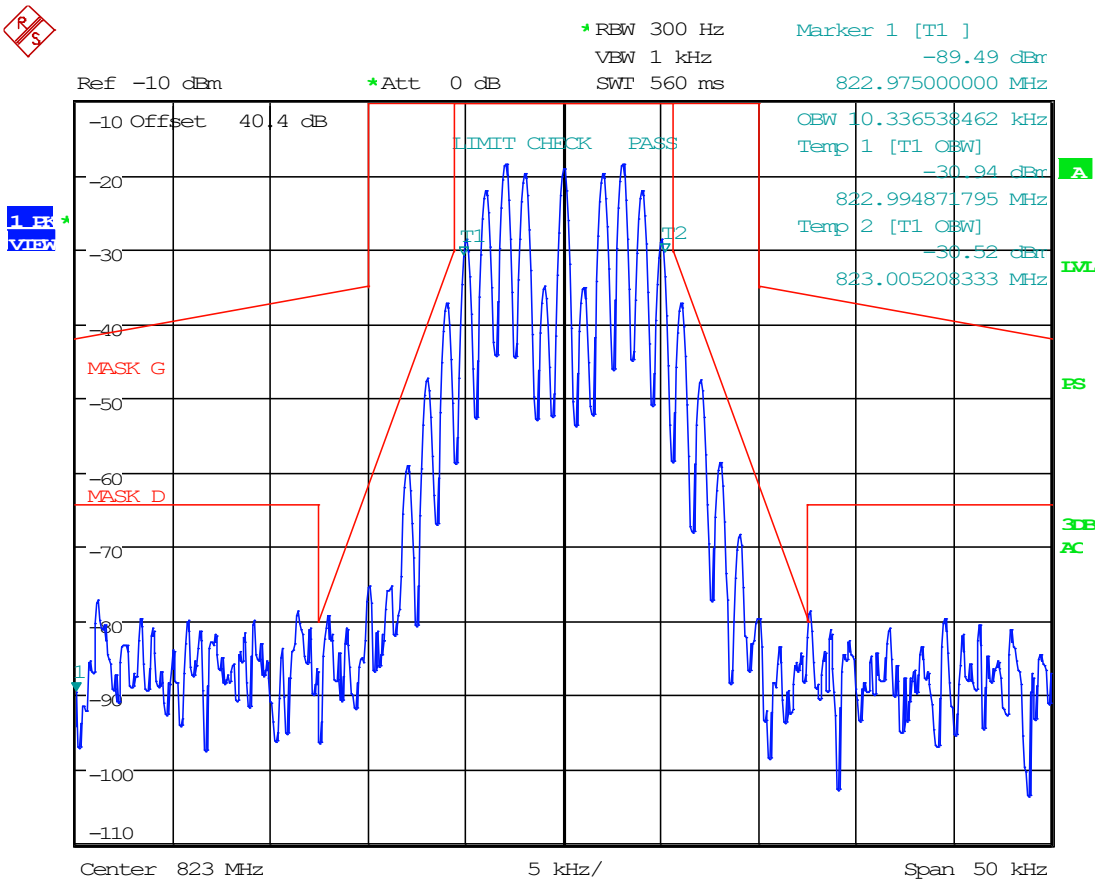

Date: 1.NOV.2024 08:36:38

This test report shall not be reproduced except in full without the written and signed permission of Timco Engineering Inc., a subsidiary of Industrial Inspection & Analysis, Inc. (IIA).

8.5.73 C4FM, UL Mask D, AGC, 823 MHz

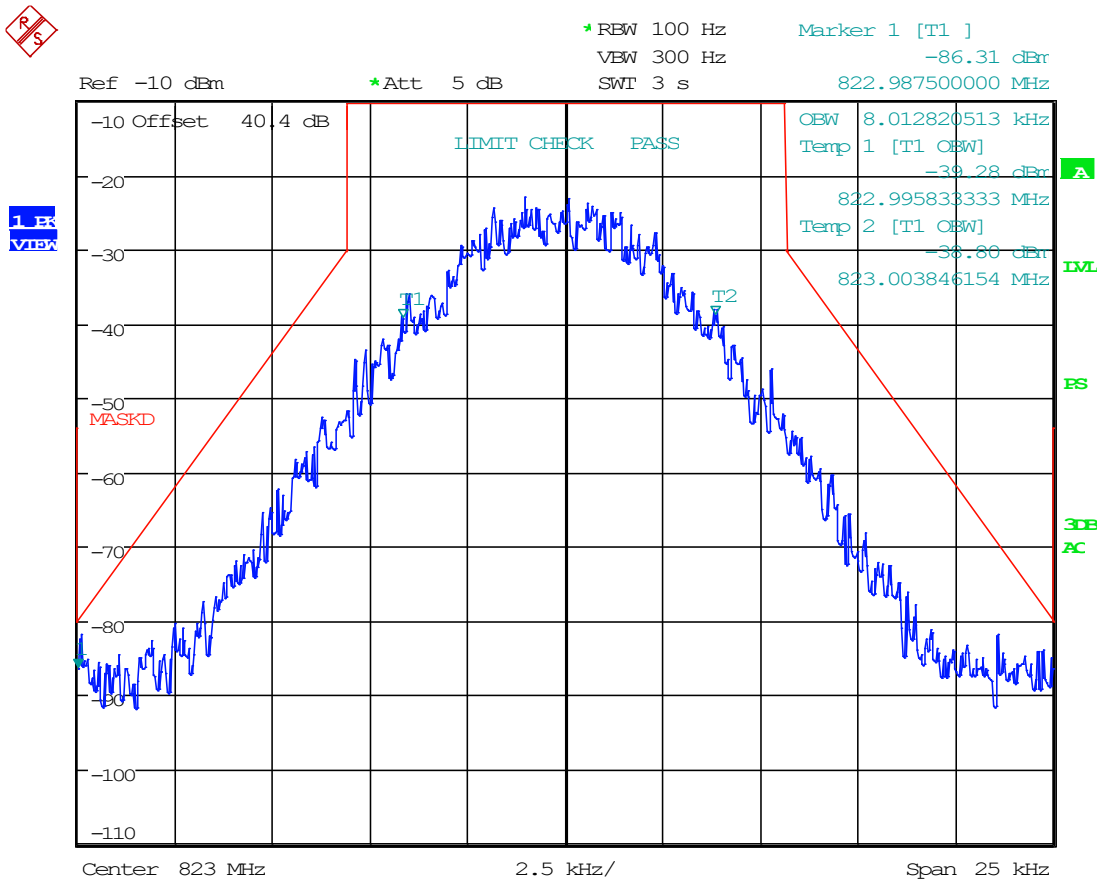

Date: 1.NOV.2024 13:06:19

This test report shall not be reproduced except in full without the written and signed permission of Timco Engineering Inc., a subsidiary of Industrial Inspection & Analysis, Inc. (IIA).

8.5.74 C4FM, UL Mask D, AGC+3, 823 MHz

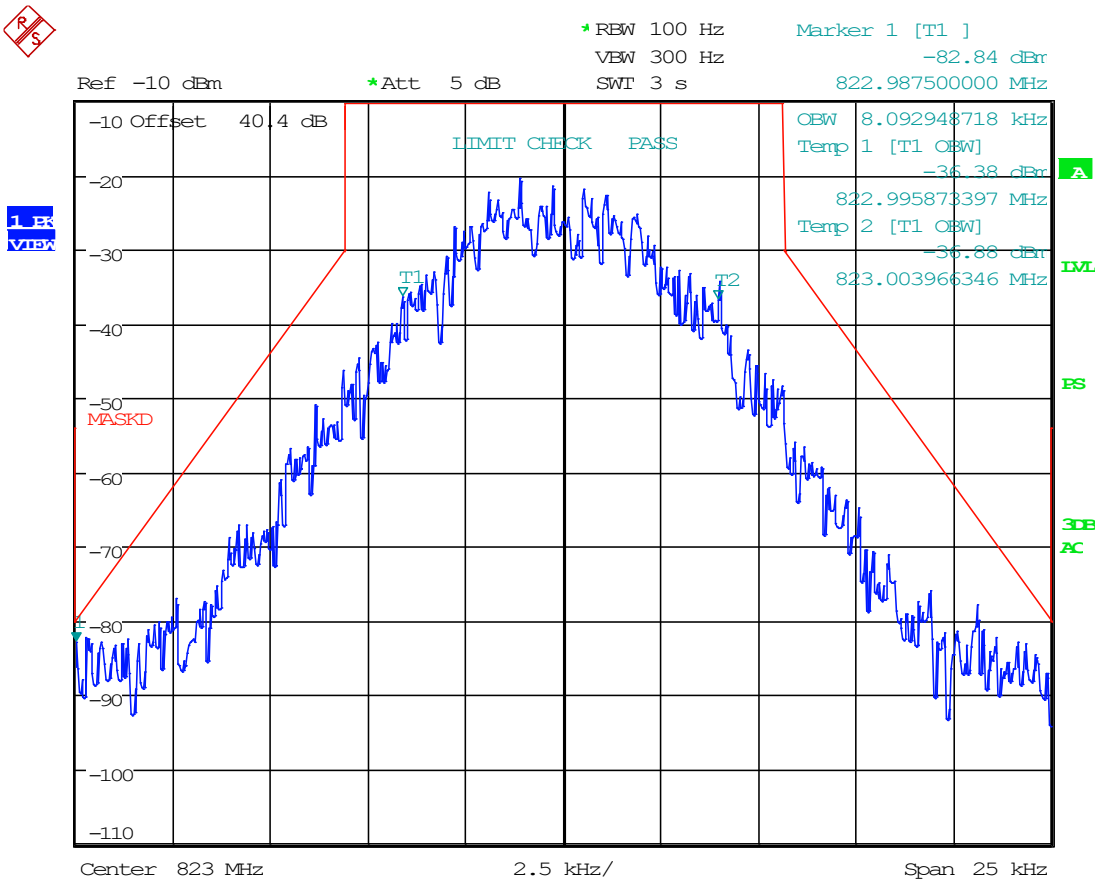

Date: 1.NOV.2024 13:06:47

This test report shall not be reproduced except in full without the written and signed permission of Timco Engineering Inc., a subsidiary of Industrial Inspection & Analysis, Inc. (IIA).

8.5.75 H-CPM, UL Mask D, AGC, 823 MHz

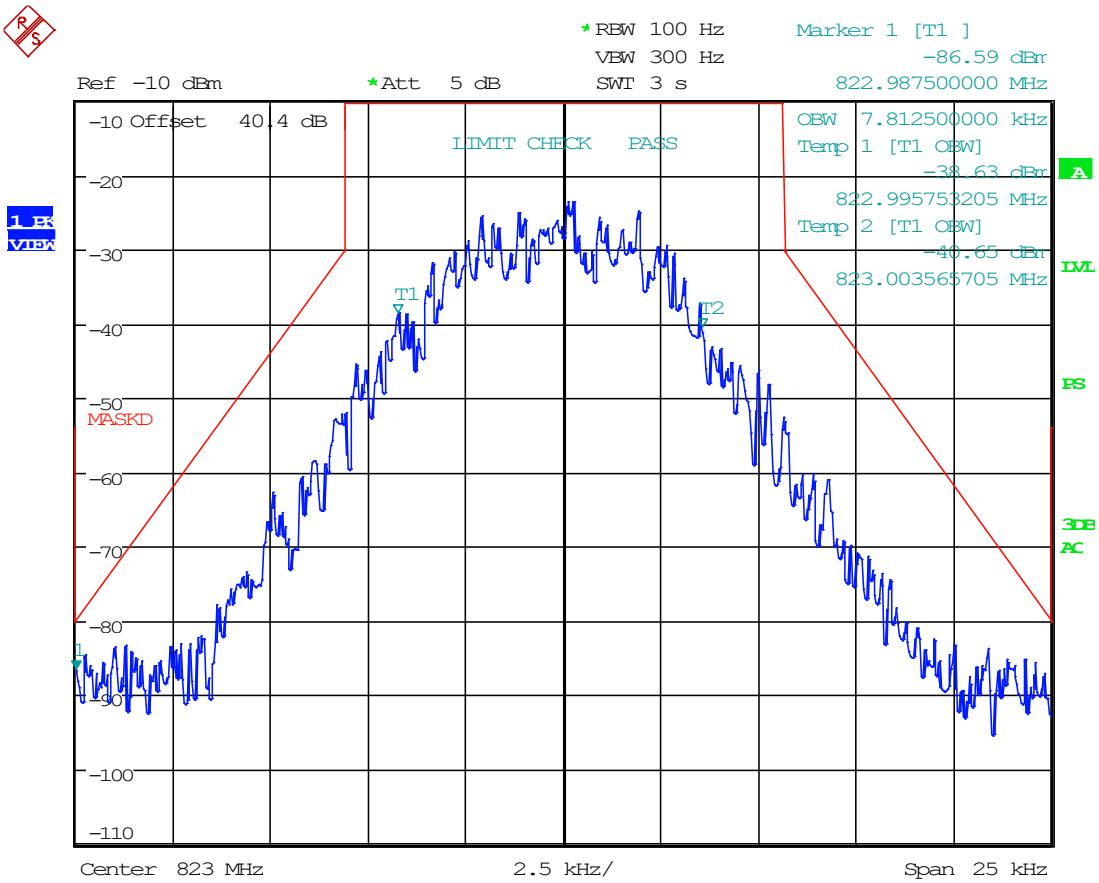

Date: 1.NOV.2024 13:08:01

This test report shall not be reproduced except in full without the written and signed permission of Timco Engineering Inc., a subsidiary of Industrial Inspection & Analysis, Inc. (IIA).

8.5.76 H-CPM, UL Mask D, AGC+3, 823 MHz

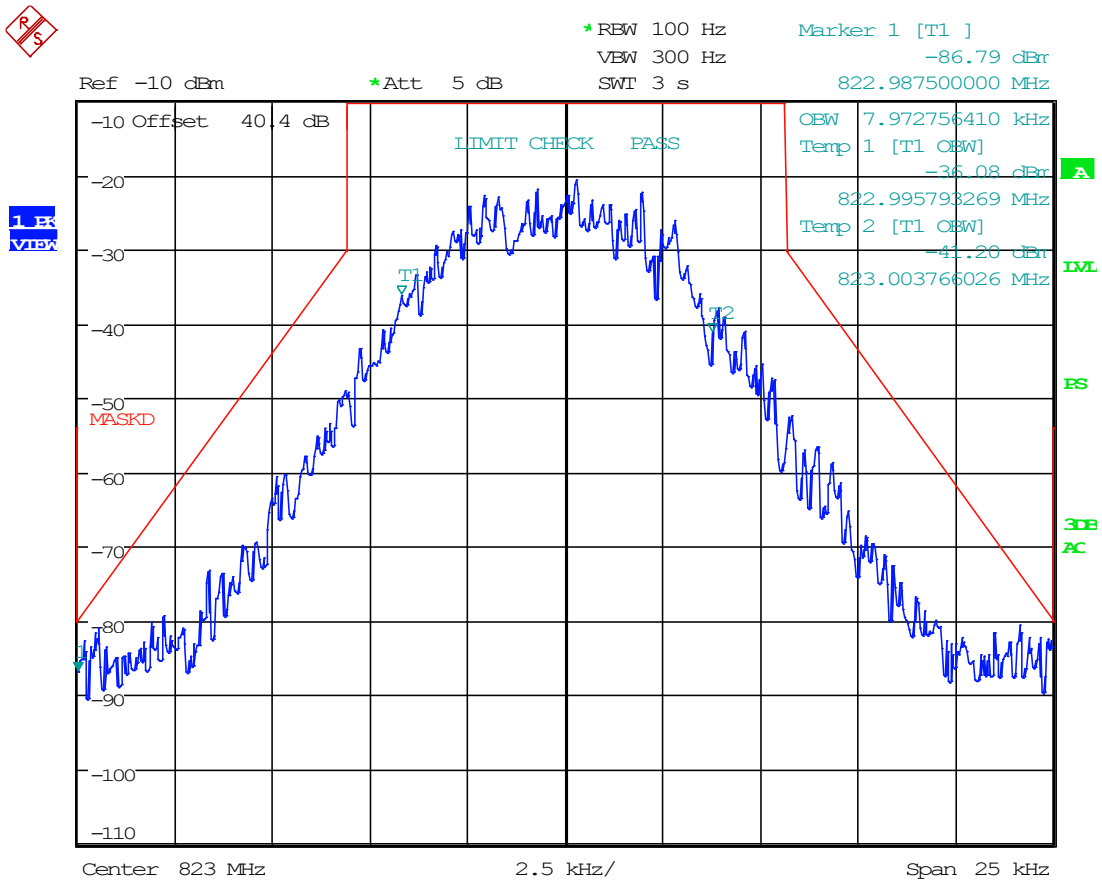

Date: 1.NOV.2024 13:07:26

This test report shall not be reproduced except in full without the written and signed permission of Timco Engineering Inc., a subsidiary of Industrial Inspection & Analysis, Inc. (IIA).

8.5.77 H-DQPSK, UL Mask D, AGC, 823 MHz

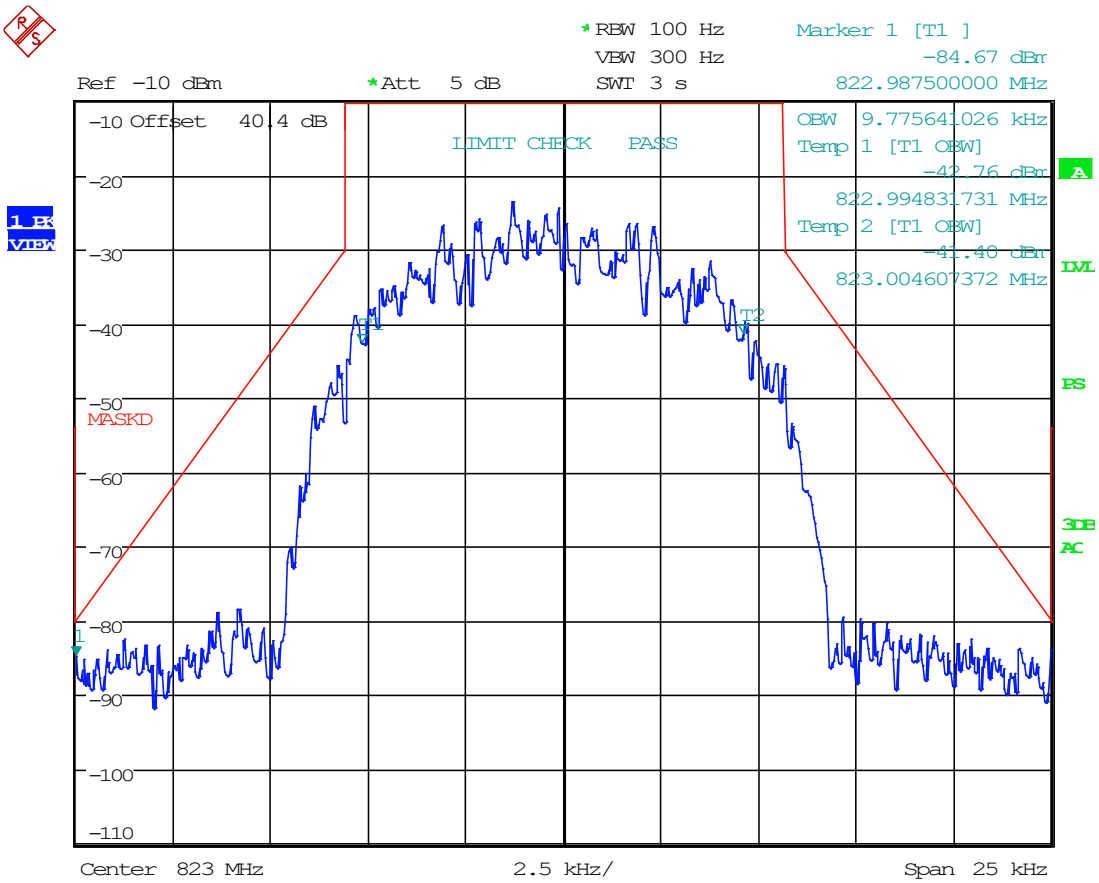

Date: 1.NOV.2024 13:08:38

This test report shall not be reproduced except in full without the written and signed permission of Timco Engineering Inc., a subsidiary of Industrial Inspection & Analysis, Inc. (IIA).

8.5.78 H-DQPSK, UL Mask D, AGC+3, 823 MHz

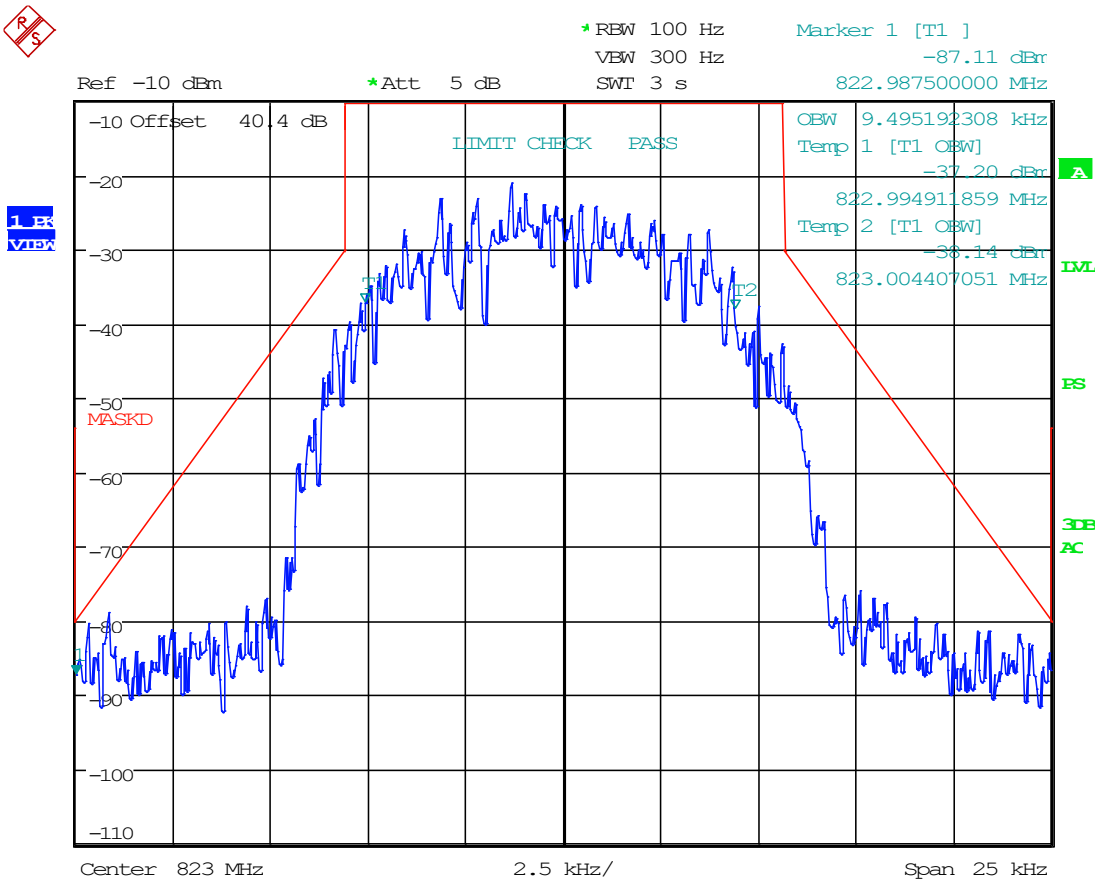

Date: 1.NOV.2024 13:09:02

This test report shall not be reproduced except in full without the written and signed permission of Timco Engineering Inc., a subsidiary of Industrial Inspection & Analysis, Inc. (IIA).

8.6 Noise Figure

Limits from FCC 90.219 (e)(2) and KDB 935210 D05 v01r04 Industrial Signal Boosters. Test method from "Noise Figure Measurement Accuracy: The Y-Factor Method" by Keysight Technologies.

Test Setup
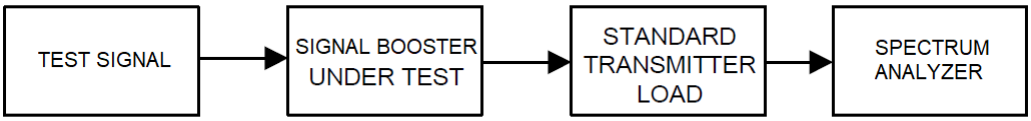

Test Results, Out-of-band Rejection and Class of Operation			
Operating Band (MHz)	Link Direction	Noise Figure (dB)	Limit (dB)
851 MHz- 869 MHz	Downlink	6.43	< 9 dB
806 MHz- 824 MHz	Uplink	0.81	< 9 dB

This test report shall not be reproduced except in full without the written and signed permission of Timco Engineering Inc., a subsidiary of Industrial Inspection & Analysis, Inc. (IIA).

8.7 Out-of-Band/Out-of-Block Emissions (Intermodulation Products)

Limits from FCC Parts 2.1051, FCC Pt. 90.219(d)(6)(i), and test procedure from ANSI C63.26-2015 and FCC KDB 935210 D05 v01r04 Industrial Signal Boosters.

Test Setup
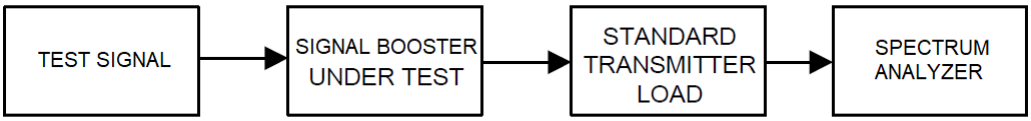

This test report shall not be reproduced except in full without the written and signed permission of Timco Engineering Inc., a subsidiary of Industrial Inspection & Analysis, Inc. (IIA).

8.7.1 6.25 kHz Signal, Downlink, AGC, 854 MHz

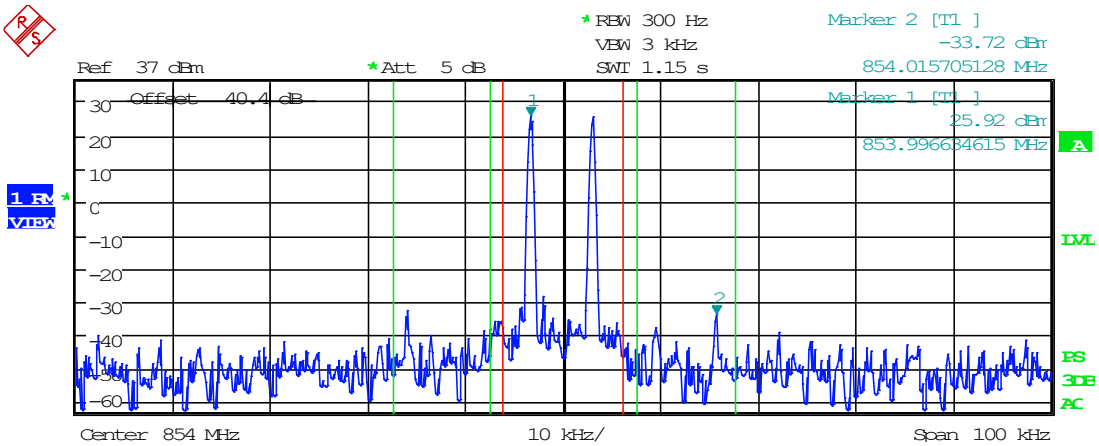

Tx Channel
Bandwidth 12.5 kHz

Power 29.10 dBm

Adjacent Channel
Bandwidth 10 kHz
Spacing 12.5 kHz

Lower -28.93 dBm
Upper -29.27 dBm

Date: 30.OCT.2024 16:01:36

This test report shall not be reproduced except in full without the written and signed permission of Timco Engineering Inc., a subsidiary of Industrial Inspection & Analysis, Inc. (IIA).

8.7.2 6.25 kHz Signal, Downlink, AGC+3dB, 854 MHz

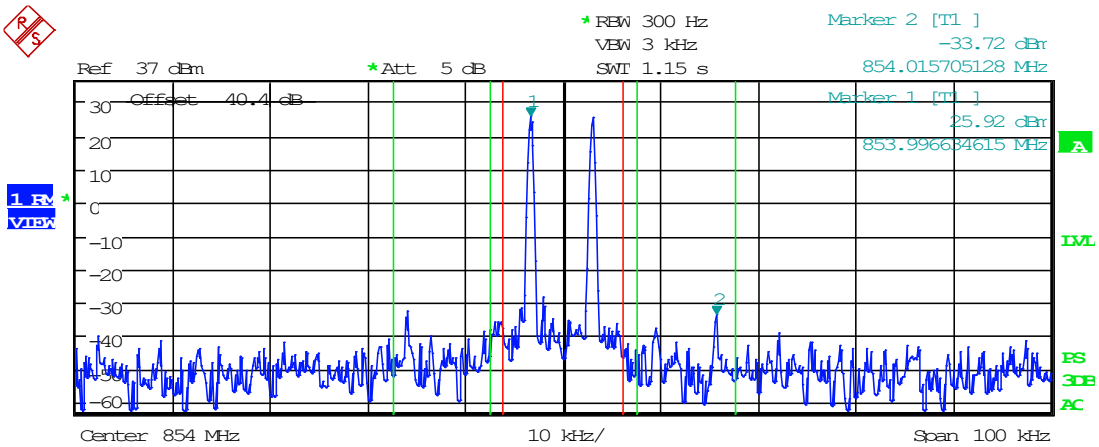

Tx Channel
Bandwidth 12.5 kHz

Power 29.10 dBm

Adjacent Channel
Bandwidth 10 kHz
Spacing 12.5 kHz

Lower -28.93 dBm
Upper -29.27 dBm

Date: 30.OCT.2024 16:01:36

This test report shall not be reproduced except in full without the written and signed permission of Timco Engineering Inc., a subsidiary of Industrial Inspection & Analysis, Inc. (IIA).

8.7.3 12.5 kHz Signal, Downlink, AGC, 854 MHz

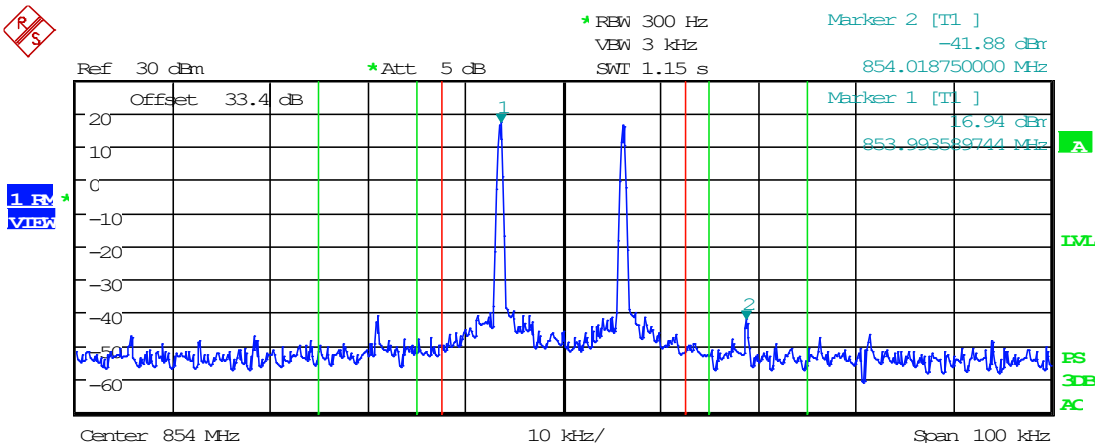

Tx Channel
Bandwidth 25 kHz

Power 20.47 dBm

Adjacent Channel
Bandwidth 10 kHz
Spacing 20 kHz

Lower -35.54 dBm
Upper -36.44 dBm

Date: 30.OCT.2024 15:41:11

This test report shall not be reproduced except in full without the written and signed permission of Timco Engineering Inc., a subsidiary of Industrial Inspection & Analysis, Inc. (IIA).

8.7.4 12.5 kHz Signal, Downlink, AGC+3dB, 854 MHz

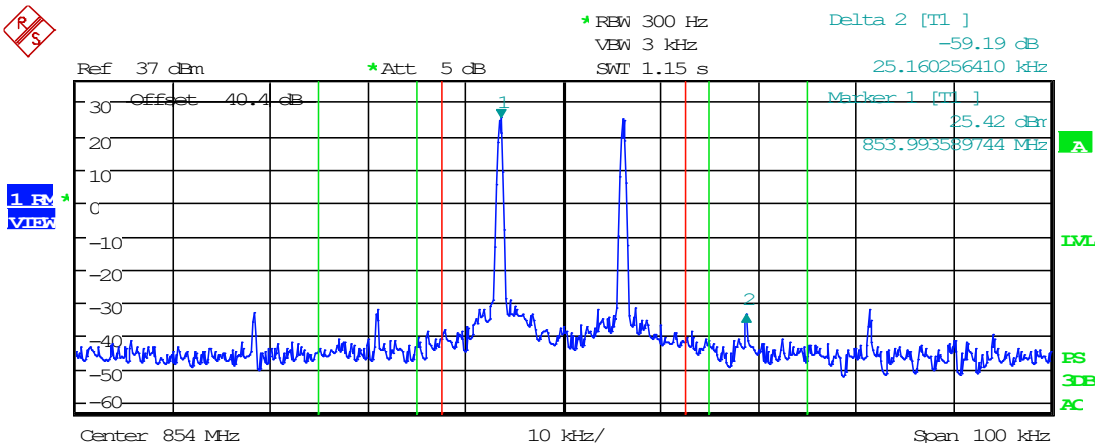

Tx Channel			
Bandwidth	25 kHz	Power	28.93 dBm
Adjacent Channel			
Bandwidth	10 kHz	Lower	-27.54 dBm
Spacing	20 kHz	Upper	-27.93 dBm

Date: 30.OCT.2024 15:52:54

This test report shall not be reproduced except in full without the written and signed permission of Timco Engineering Inc., a subsidiary of Industrial Inspection & Analysis, Inc. (IIA).

8.7.5 25 kHz Signal, Downlink, AGC, 854 MHz

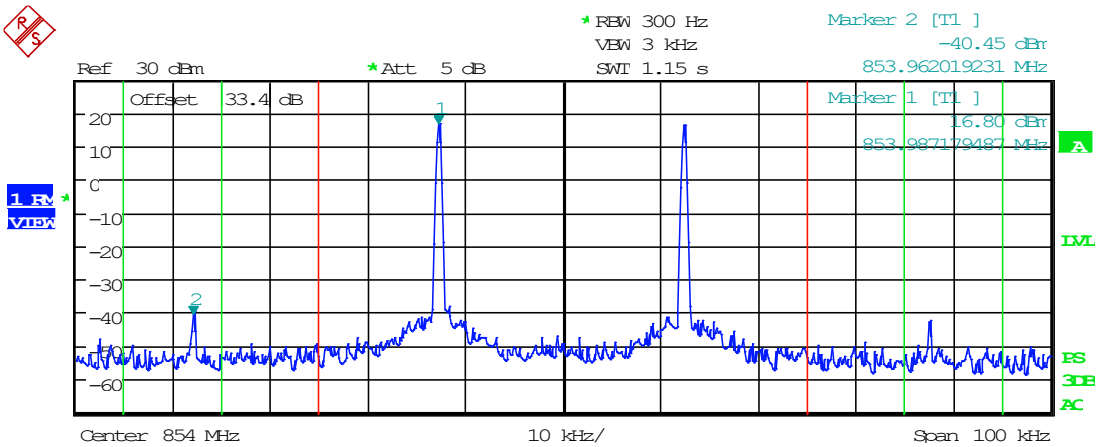

Tx Channel

Bandwidth	50 kHz	Power	20.48 dBm

Adjacent Channel

Bandwidth	10 kHz	Lower	-36.09 dBm
Spacing	40 kHz	Upper	-37.25 dBm

Date: 30.OCT.2024 15:42:41

This test report shall not be reproduced except in full without the written and signed permission of Timco Engineering Inc., a subsidiary of Industrial Inspection & Analysis, Inc. (IIA).

8.7.6 25 kHz Signal, Downlink, AGC+3dB, 854 MHz

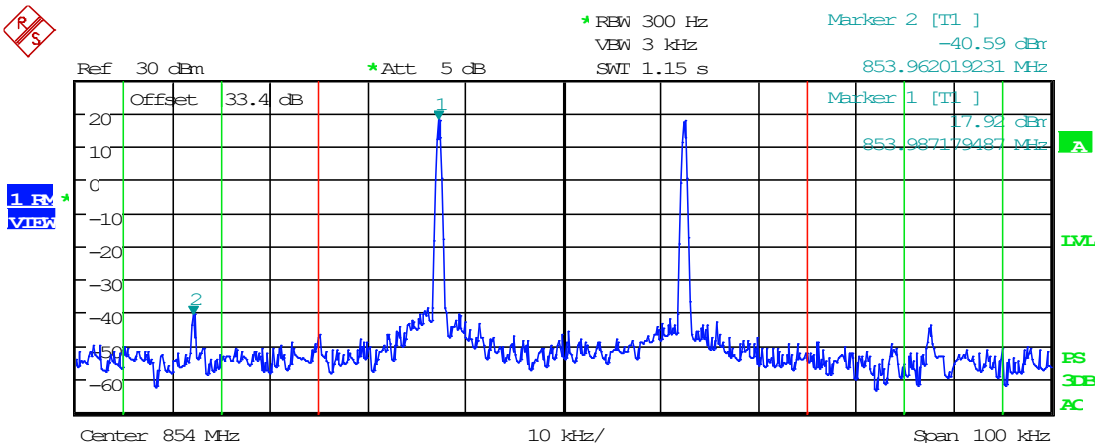

Tx Channel
Bandwidth 50 kHz

Power 21.63 dBm

Adjacent Channel
Bandwidth 10 kHz
Spacing 40 kHz

Lower -36.36 dBm
Upper -37.89 dBm

Date: 30.OCT.2024 15:51:09

This test report shall not be reproduced except in full without the written and signed permission of Timco Engineering Inc., a subsidiary of Industrial Inspection & Analysis, Inc. (IIA).

8.7.7 6.25 kHz Signal, Downlink, AGC, 860 MHz

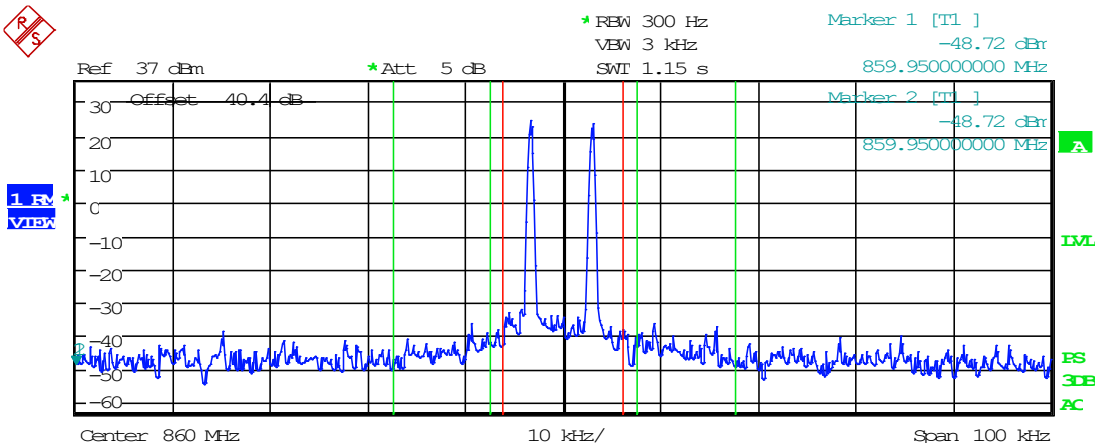

Tx Channel
Bandwidth 12.5 kHz

Power 27.47 dBm

Adjacent Channel
Bandwidth 10 kHz
Spacing 12.5 kHz

Lower -29.01 dBm
Upper -27.94 dBm

Date: 30.OCT.2024 15:26:47

This test report shall not be reproduced except in full without the written and signed permission of Timco Engineering Inc., a subsidiary of Industrial Inspection & Analysis, Inc. (IIA).

8.7.8 6.25 kHz Signal, Downlink, AGC+3dB, 860 MHz

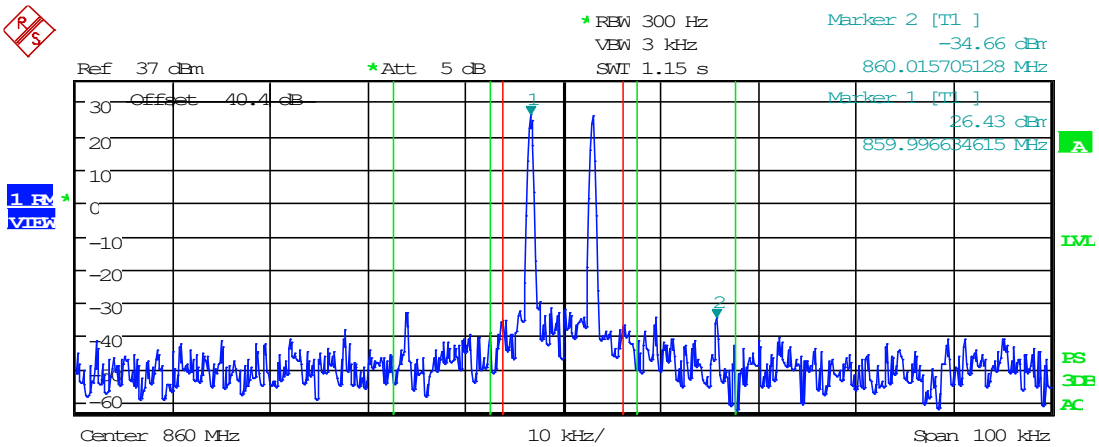

Tx Channel
Bandwidth 12.5 kHz

Power 29.58 dBm

Adjacent Channel
Bandwidth 10 kHz
Spacing 12.5 kHz

Lower -28.63 dBm
Upper -28.21 dBm

Date: 30.OCT.2024 16:00:34

This test report shall not be reproduced except in full without the written and signed permission of Timco Engineering Inc., a subsidiary of Industrial Inspection & Analysis, Inc. (IIA).

8.7.9 12.5 kHz Signal, Downlink, AGC, 860 MHz

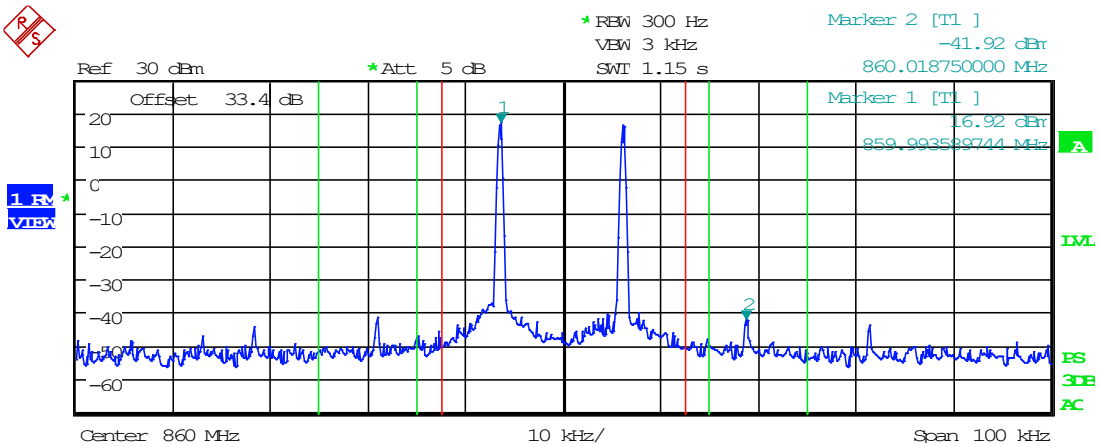

Tx Channel

Bandwidth	25 kHz	Power	20.42 dBm

Adjacent Channel

Bandwidth	10 kHz	Lower	-35.28 dBm
Spacing	20 kHz	Upper	-35.29 dBm

Date: 30.OCT.2024 15:40:22

This test report shall not be reproduced except in full without the written and signed permission of Timco Engineering Inc., a subsidiary of Industrial Inspection & Analysis, Inc. (IIA).

8.7.10 12.5 kHz Signal, Downlink, AGC+3dB, 860 MHz

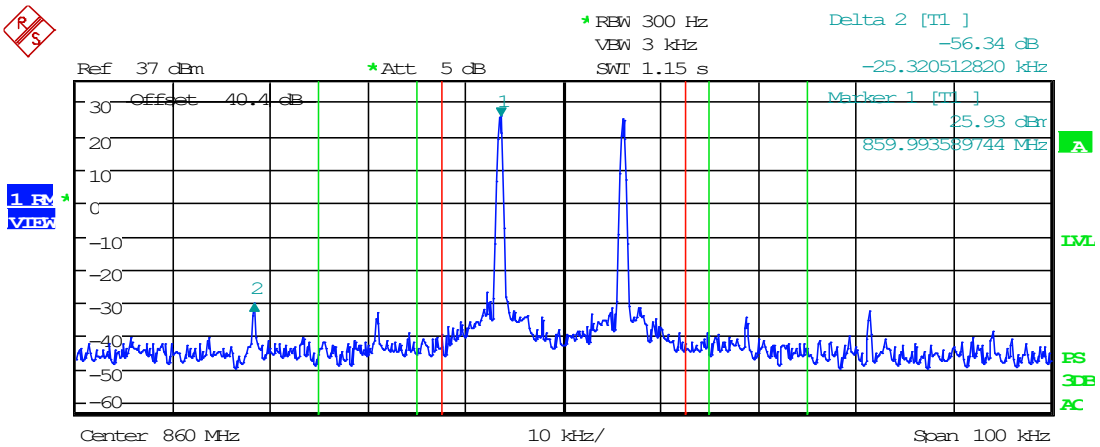

Tx Channel			
Bandwidth	25 kHz	Power	29.43 dBm
Adjacent Channel			
Bandwidth	10 kHz	Lower	-27.50 dBm
Spacing	20 kHz	Upper	-27.63 dBm

Date: 30.OCT.2024 15:53:54

This test report shall not be reproduced except in full without the written and signed permission of Timco Engineering Inc., a subsidiary of Industrial Inspection & Analysis, Inc. (IIA).

8.7.11 25 kHz Signal, Downlink, AGC, 860 MHz

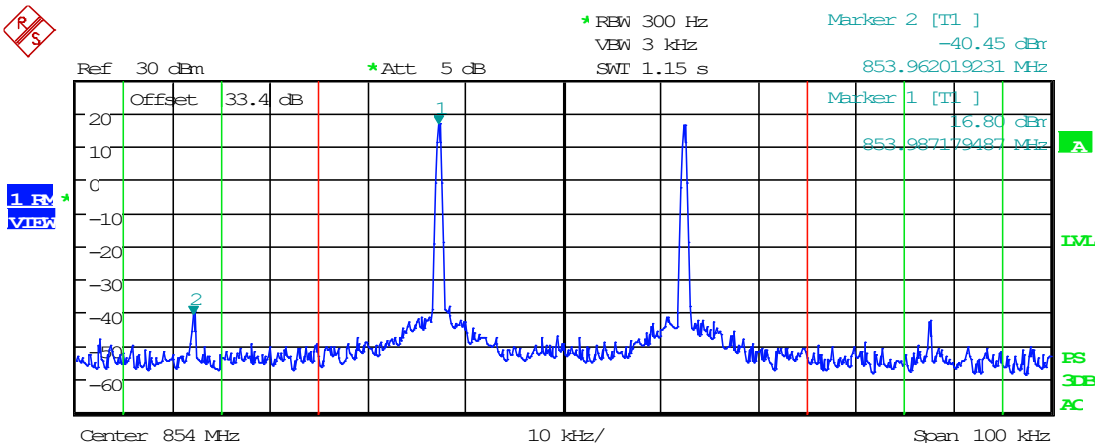

Tx Channel

Bandwidth	50 kHz	Power	20.48 dBm

Adjacent Channel

Bandwidth	10 kHz	Lower	-36.09 dBm
Spacing	40 kHz	Upper	-37.25 dBm

Date: 30.OCT.2024 15:42:41

This test report shall not be reproduced except in full without the written and signed permission of Timco Engineering Inc., a subsidiary of Industrial Inspection & Analysis, Inc. (IIA).

8.7.12 25 kHz Signal, Downlink, AGC+3dB, 860 MHz

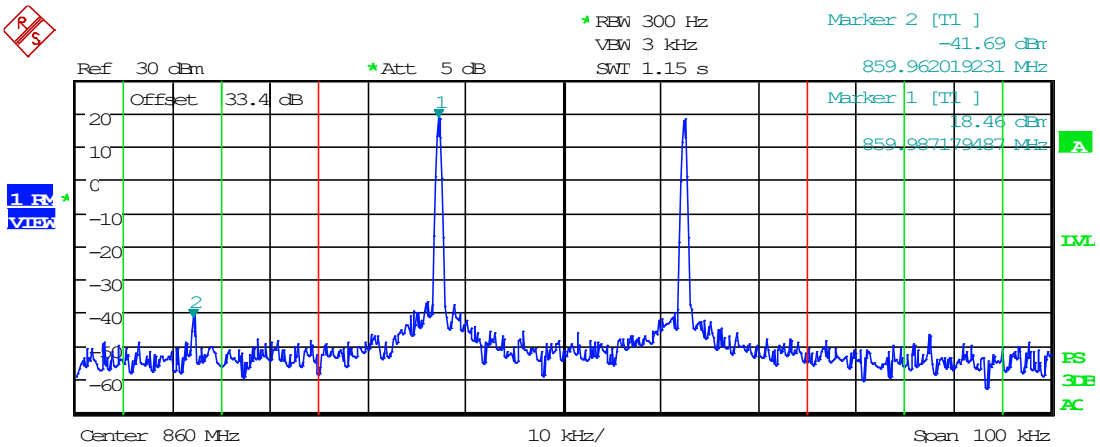

Tx Channel
Bandwidth 50 kHz

Power 22.07 dBm

Adjacent Channel
Bandwidth 10 kHz
Spacing 40 kHz

Lower -36.10 dBm
Upper -38.45 dBm

Date: 30.OCT.2024 15:50:00

This test report shall not be reproduced except in full without the written and signed permission of Timco Engineering Inc., a subsidiary of Industrial Inspection & Analysis, Inc. (IIA).

8.7.13 6.25 kHz Signal, Downlink, AGC, 868 MHz

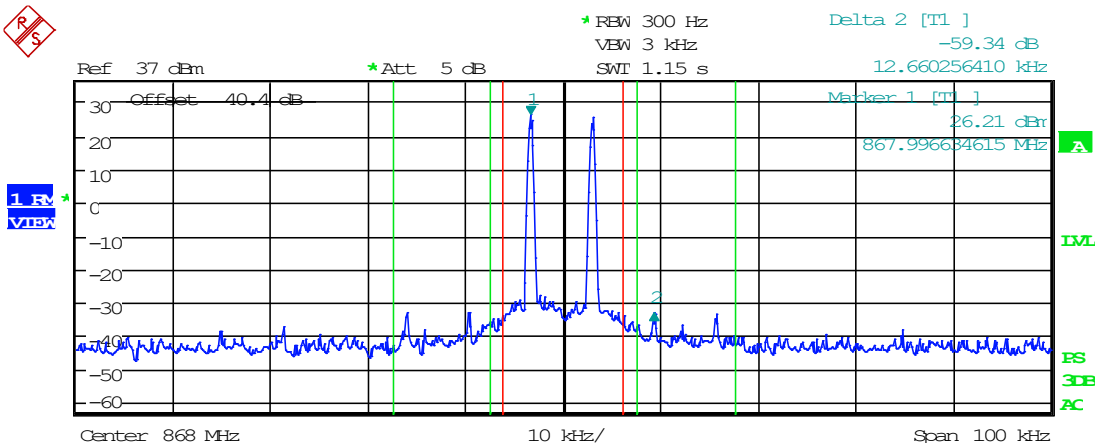

Tx Channel
Bandwidth 12.5 kHz

Power 29.31 dBm

Adjacent Channel
Bandwidth 10 kHz
Spacing 12.5 kHz

Lower -24.53 dBm
Upper -24.73 dBm

Date: 30.OCT.2024 15:29:11

This test report shall not be reproduced except in full without the written and signed permission of Timco Engineering Inc., a subsidiary of Industrial Inspection & Analysis, Inc. (IIA).

8.7.14 6.25 kHz Signal, Downlink, AGC+3dB, 868 MHz

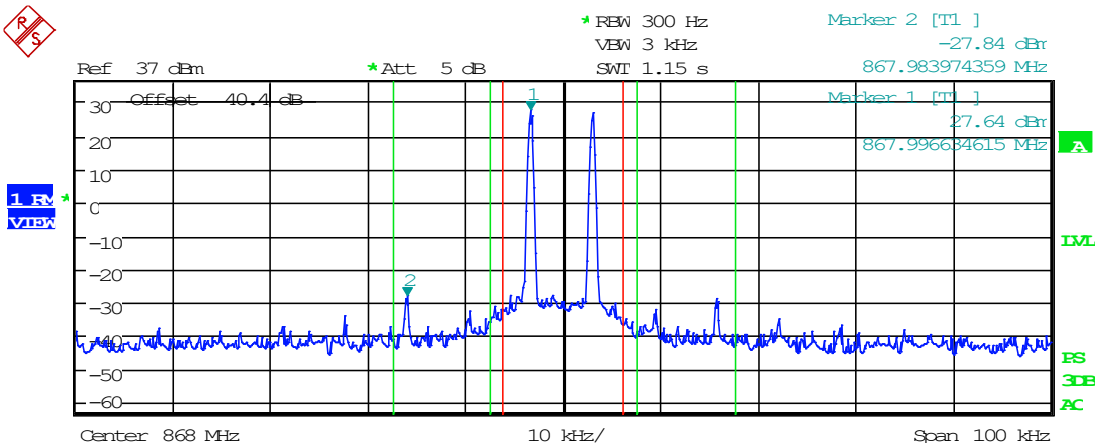

Tx Channel
Bandwidth 12.5 kHz

Power 30.75 dBm

Adjacent Channel
Bandwidth 10 kHz
Spacing 12.5 kHz

Lower -22.56 dBm
Upper -22.99 dBm

Date: 30.OCT.2024 15:57:32

This test report shall not be reproduced except in full without the written and signed permission of Timco Engineering Inc., a subsidiary of Industrial Inspection & Analysis, Inc. (IIA).

8.7.15 12.5 kHz Signal, Downlink, AGC, 868 MHz

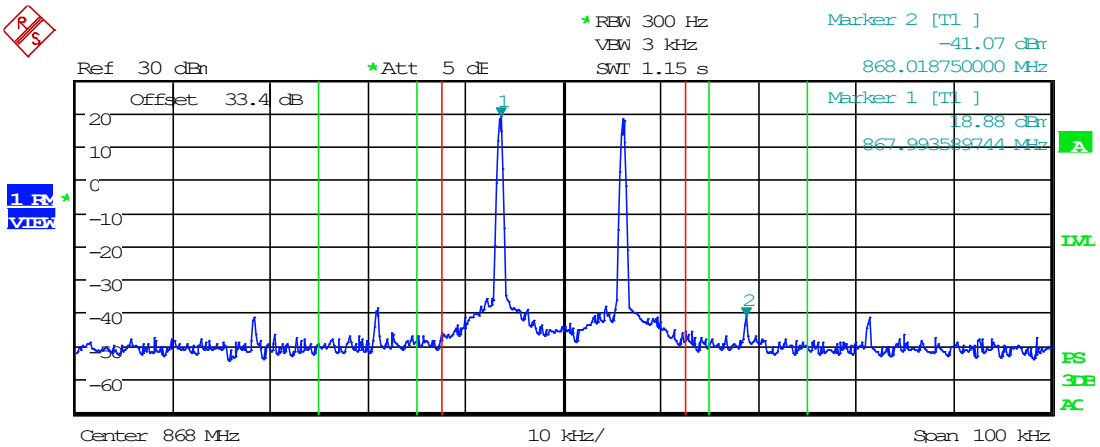

Tx Channel

Bandwidth	25 kHz	Power	22.27 dBm

Adjacent Channel

Bandwidth	10 kHz	Lower	-32.99 dBm
Spacing	20 kHz	Upper	-33.95 dBm

Date: 30.OCT.2024 15:38:18

This test report shall not be reproduced except in full without the written and signed permission of Timco Engineering Inc., a subsidiary of Industrial Inspection & Analysis, Inc. (IIA).

8.7.16 12.5 kHz Signal, Downlink, AGC+3dB, 868 MHz

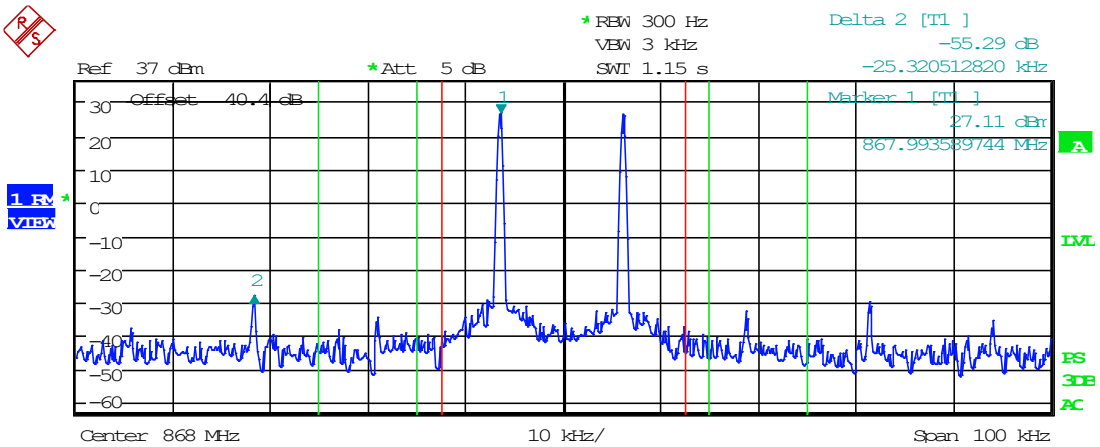

Tx Channel			
Bandwidth	25 kHz	Power	30.50 dBm
Adjacent Channel			
Bandwidth	10 kHz	Lower	-27.74 dBm
Spacing	20 kHz	Upper	-27.85 dBm

Date: 30.OCT.2024 15:55:11

This test report shall not be reproduced except in full without the written and signed permission of Timco Engineering Inc., a subsidiary of Industrial Inspection & Analysis, Inc. (IIA).

8.7.17 25 kHz Signal, Downlink, AGC, 868 MHz

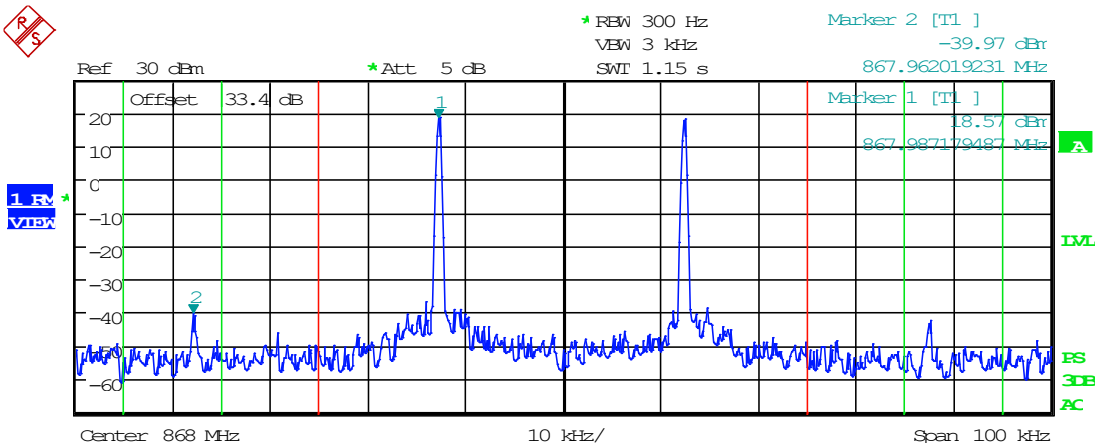

Tx Channel

Bandwidth	50 kHz	Power	22.22 dBm

Adjacent Channel

Bandwidth	10 kHz	Lower	-36.06 dBm
Spacing	40 kHz	Upper	-37.25 dBm

Date: 30.OCT.2024 15:44:39

This test report shall not be reproduced except in full without the written and signed permission of Timco Engineering Inc., a subsidiary of Industrial Inspection & Analysis, Inc. (IIA).

8.7.18 25 kHz Signal, Downlink, AGC+3dB, 868 MHz

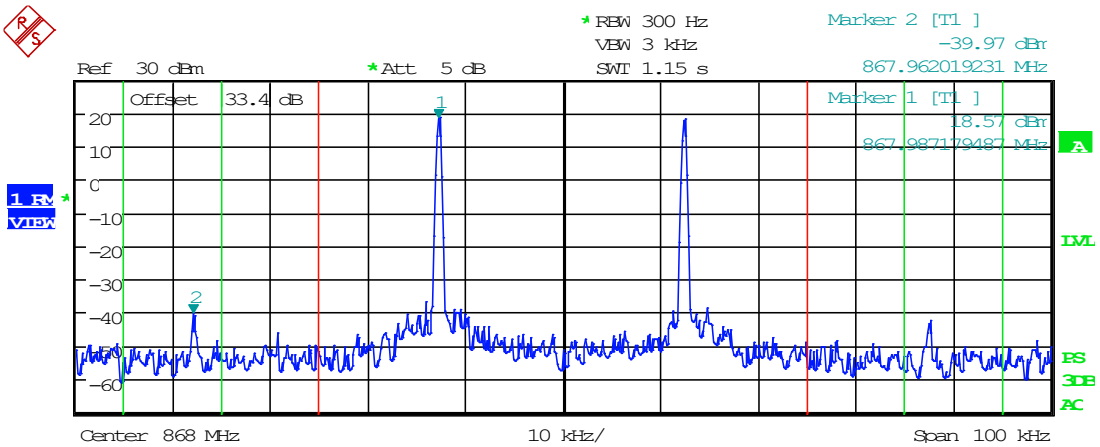

Tx Channel
Bandwidth 50 kHz

Power 22.22 dBm

Adjacent Channel
Bandwidth 10 kHz
Spacing 40 kHz

Lower -36.06 dBm
Upper -37.25 dBm

Date: 30.OCT.2024 15:44:39

This test report shall not be reproduced except in full without the written and signed permission of Timco Engineering Inc., a subsidiary of Industrial Inspection & Analysis, Inc. (IIA).

8.7.19 6.25 kHz Signal, Uplink, AGC, 809 MHz

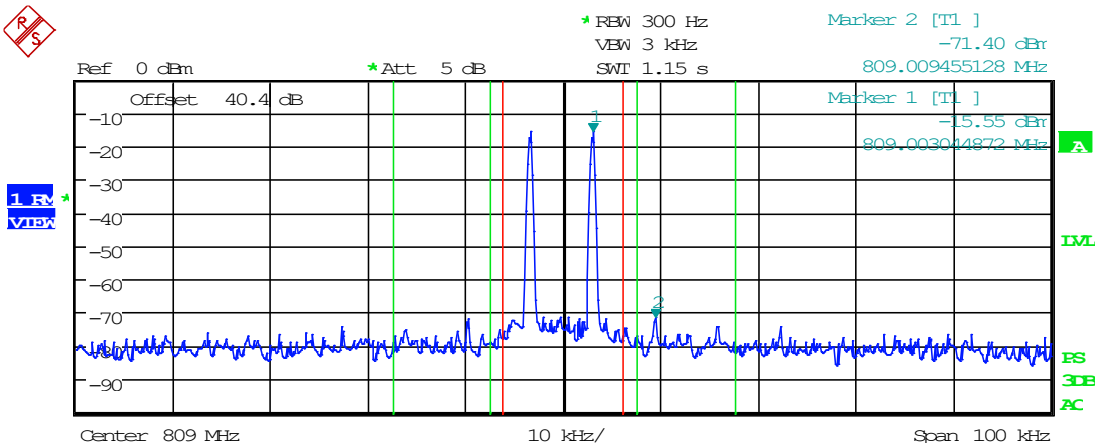

Tx Channel
Bandwidth 12.5 kHz

Power -12.24 dBm

Adjacent Channel
Bandwidth 10 kHz
Spacing 12.5 kHz

Lower -63.64 dBm
Upper -63.42 dBm

Date: 4.NOV.2024 15:59:28

This test report shall not be reproduced except in full without the written and signed permission of Timco Engineering Inc., a subsidiary of Industrial Inspection & Analysis, Inc. (IIA).

8.7.20 6.25 kHz Signal, Uplink, AGC+3dB, 809 MHz

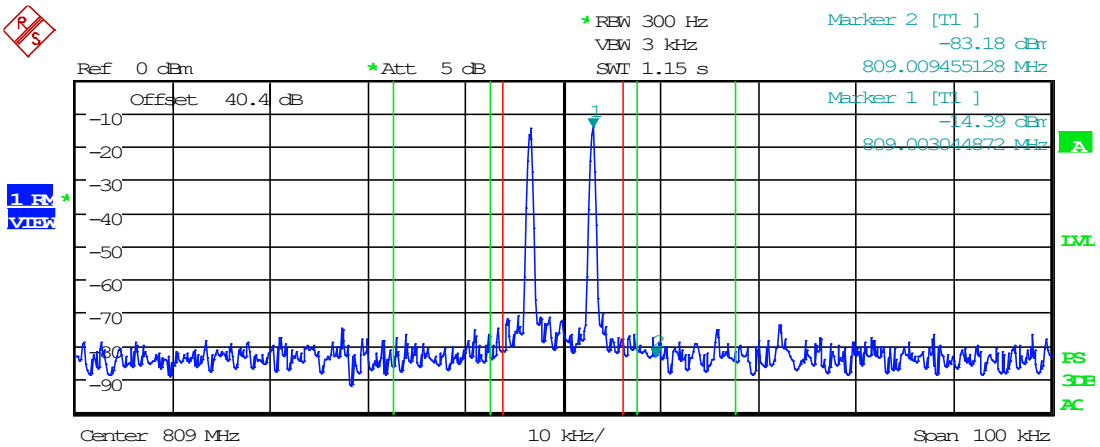

Tx Channel
Bandwidth 12.5 kHz

Power -11.11 dBm

Adjacent Channel
Bandwidth 10 kHz
Spacing 12.5 kHz

Lower -66.60 dBm
Upper -66.55 dBm

Date: 4.NOV.2024 15:59:50

This test report shall not be reproduced except in full without the written and signed permission of Timco Engineering Inc., a subsidiary of Industrial Inspection & Analysis, Inc. (IIA).

8.7.21 12.5 kHz Signal, Uplink, AGC, 809 MHz

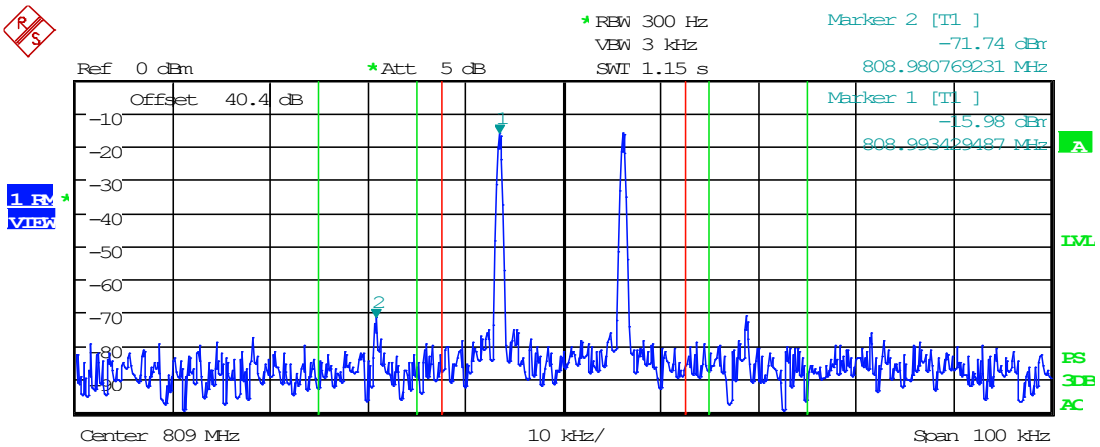

Tx Channel
Bandwidth 25 kHz

Power -12.37 dBm

Adjacent Channel
Bandwidth 10 kHz
Spacing 20 kHz

Lower -68.27 dBm
Upper -67.05 dBm

Date: 4.NOV.2024 16:06:48

This test report shall not be reproduced except in full without the written and signed permission of Timco Engineering Inc., a subsidiary of Industrial Inspection & Analysis, Inc. (IIA).

8.7.22 12.5 kHz Signal, Uplink, AGC+3dB, 809 MHz

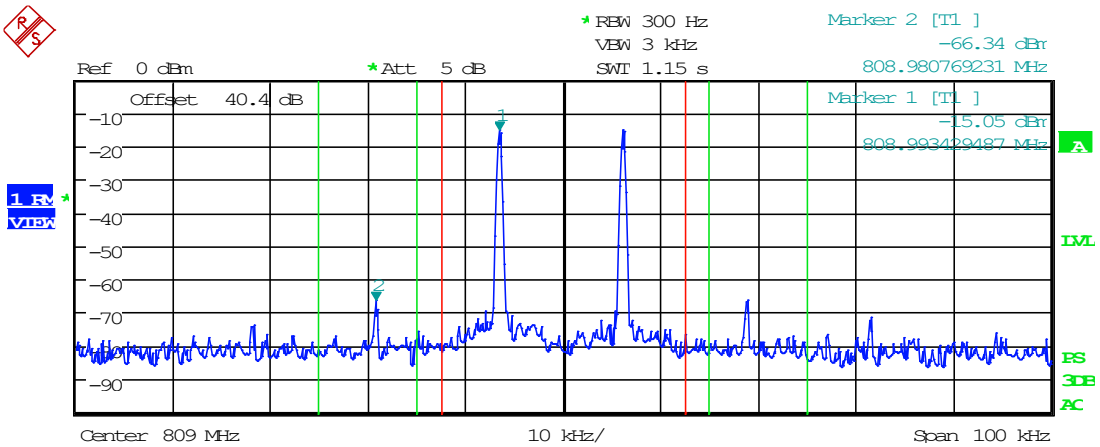

Tx Channel
Bandwidth 25 kHz

Power -11.42 dBm

Adjacent Channel
Bandwidth 10 kHz
Spacing 20 kHz

Lower -63.02 dBm
Upper -62.47 dBm

Date: 4.NOV.2024 16:06:25

This test report shall not be reproduced except in full without the written and signed permission of Timco Engineering Inc., a subsidiary of Industrial Inspection & Analysis, Inc. (IIA).

8.7.23 25 kHz Signal, Uplink, AGC, 809 MHz

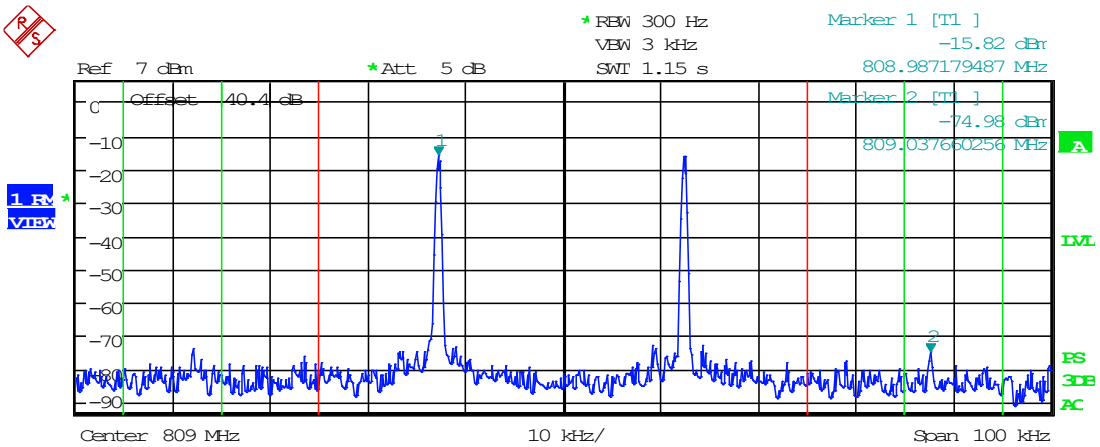

Tx Channel
Bandwidth 50 kHz

Power -12.32 dBm

Adjacent Channel
Bandwidth 10 kHz
Spacing 40 kHz

Lower -66.31 dBm
Upper -67.71 dBm

Date: 4.NOV.2024 16:07:47

This test report shall not be reproduced except in full without the written and signed permission of Timco Engineering Inc., a subsidiary of Industrial Inspection & Analysis, Inc. (IIA).

8.7.24 25 kHz Signal, Uplink, AGC+3dB, 809 MHz

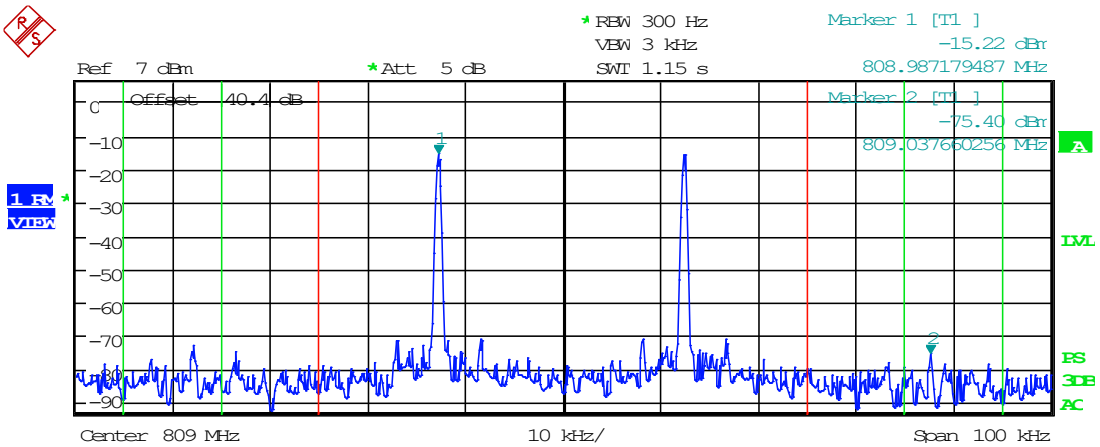

Tx Channel
Bandwidth 50 kHz

Power -11.74 dBm

Adjacent Channel
Bandwidth 10 kHz
Spacing 40 kHz

Lower -66.66 dBm
Upper -67.99 dBm

Date: 4.NOV.2024 16:08:08

This test report shall not be reproduced except in full without the written and signed permission of Timco Engineering Inc., a subsidiary of Industrial Inspection & Analysis, Inc. (IIA).

8.7.25 6.25 kHz Signal, Uplink, AGC, 815 MHz

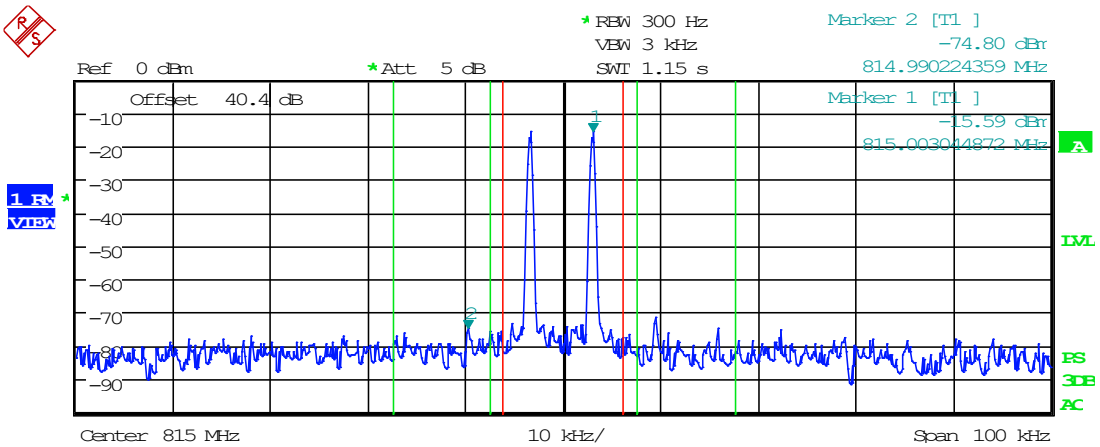

Tx Channel
Bandwidth 12.5 kHz

Power -12.30 dBm

Adjacent Channel
Bandwidth 10 kHz
Spacing 12.5 kHz

Lower -65.22 dBm
Upper -65.33 dBm

Date: 4.NOV.2024 16:01:14

This test report shall not be reproduced except in full without the written and signed permission of Timco Engineering Inc., a subsidiary of Industrial Inspection & Analysis, Inc. (IIA).

8.7.26 6.25 kHz Signal, Uplink, AGC+3dB, 815 MHz

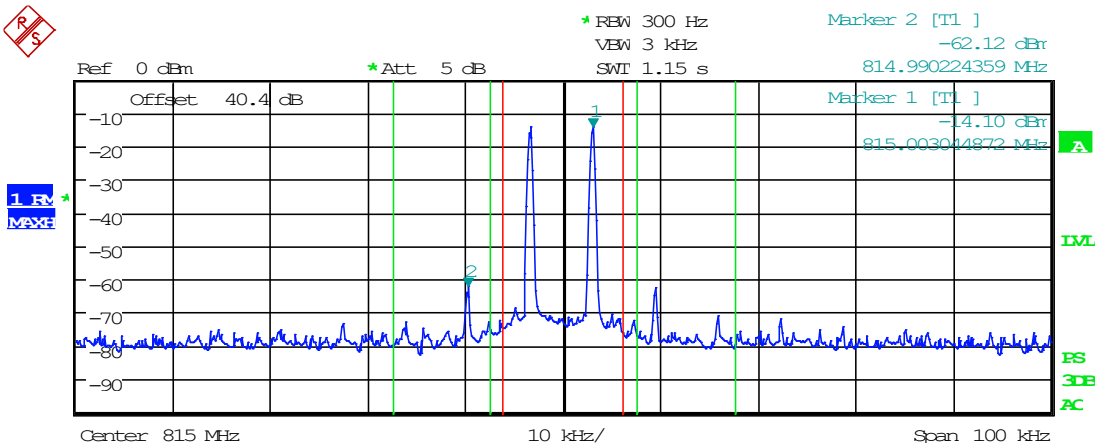

Tx Channel
Bandwidth 12.5 kHz

Power -10.78 dBm

Adjacent Channel
Bandwidth 10 kHz
Spacing 12.5 kHz

Lower -59.17 dBm
Upper -59.51 dBm

Date: 4.NOV.2024 16:00:53

This test report shall not be reproduced except in full without the written and signed permission of Timco Engineering Inc., a subsidiary of Industrial Inspection & Analysis, Inc. (IIA).

8.7.27 12.5 kHz Signal, Uplink, AGC, 815 MHz

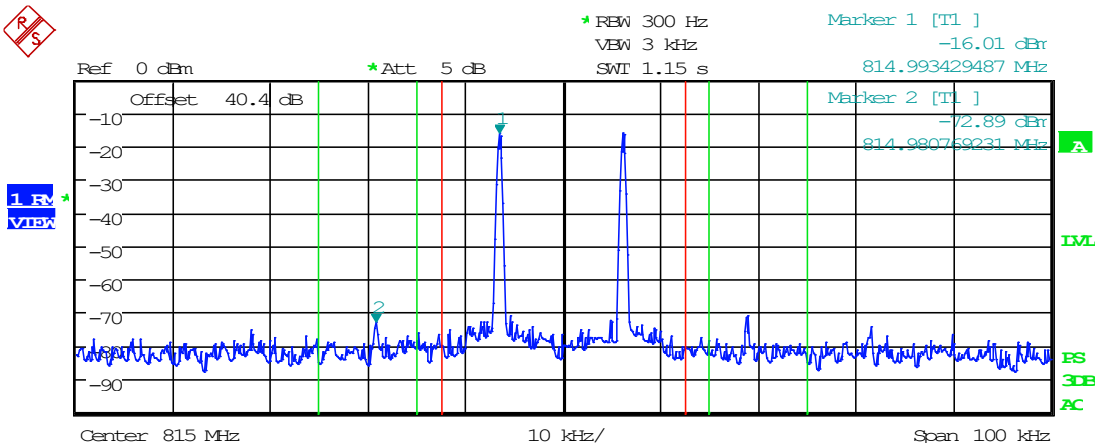

Tx Channel
Bandwidth 25 kHz

Power -12.34 dBm

Adjacent Channel
Bandwidth 10 kHz
Spacing 20 kHz

Lower -65.13 dBm
Upper -65.18 dBm

Date: 4.NOV.2024 16:05:08

This test report shall not be reproduced except in full without the written and signed permission of Timco Engineering Inc., a subsidiary of Industrial Inspection & Analysis, Inc. (IIA).

8.7.28 12.5 kHz Signal, Uplink, AGC+3dB, 815 MHz

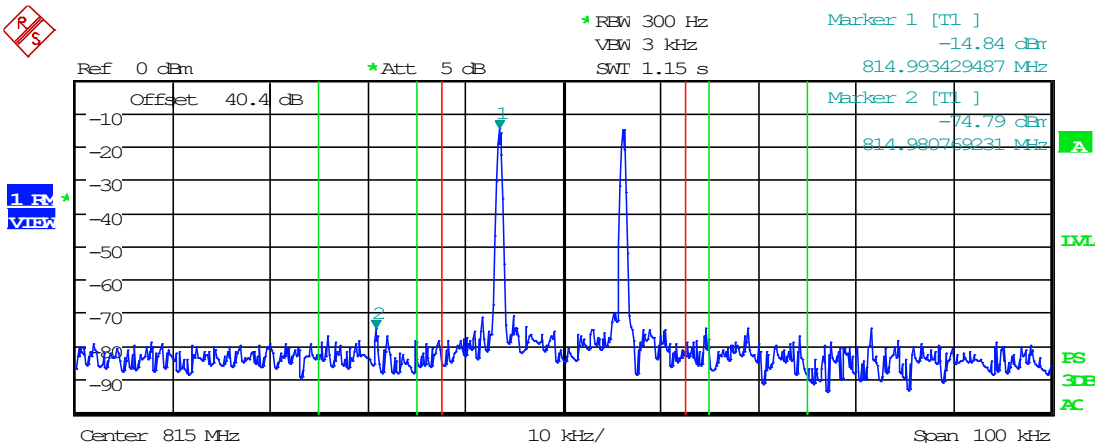

Tx Channel
Bandwidth 25 kHz

Power -11.21 dBm

Adjacent Channel
Bandwidth 10 kHz
Spacing 20 kHz

Lower -66.86 dBm
Upper -66.73 dBm

Date: 4.NOV.2024 16:05:26

This test report shall not be reproduced except in full without the written and signed permission of Timco Engineering Inc., a subsidiary of Industrial Inspection & Analysis, Inc. (IIA).

8.7.29 25 kHz Signal, Uplink, AGC, 815 MHz

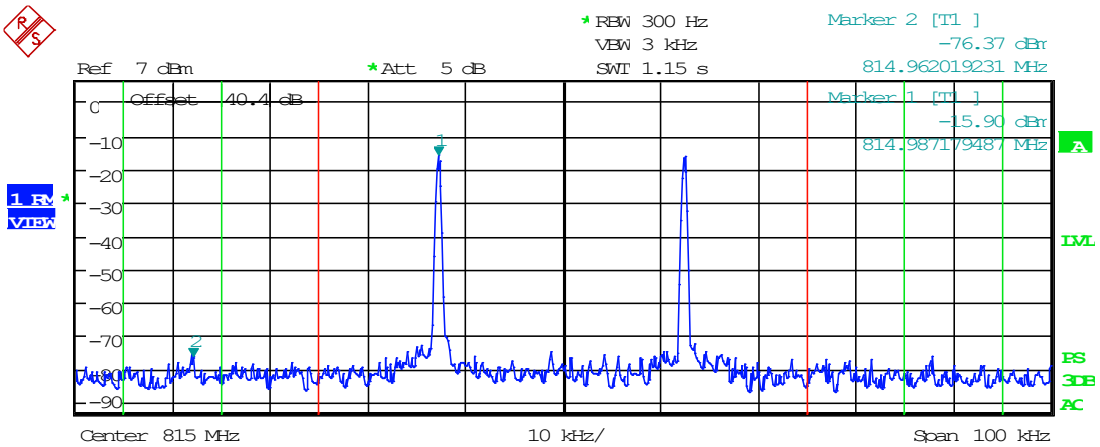

Tx Channel
Bandwidth 50 kHz

Power -12.37 dBm

Adjacent Channel
Bandwidth 10 kHz
Spacing 40 kHz

Lower -66.50 dBm
Upper -66.94 dBm

Date: 4.NOV.2024 16:09:20

This test report shall not be reproduced except in full without the written and signed permission of Timco Engineering Inc., a subsidiary of Industrial Inspection & Analysis, Inc. (IIA).

8.7.30 25 kHz Signal, Uplink, AGC+3dB, 815 MHz

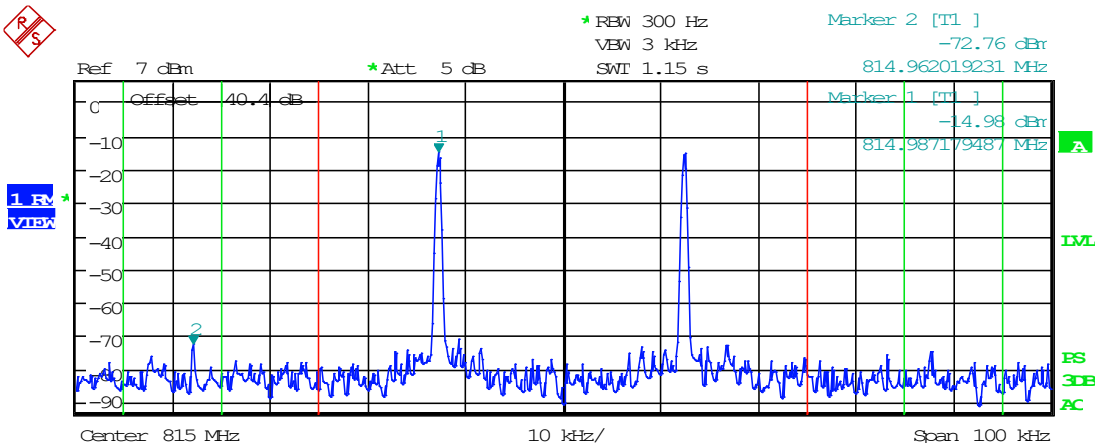

Tx Channel
Bandwidth 50 kHz

Power -11.47 dBm

Adjacent Channel
Bandwidth 10 kHz
Spacing 40 kHz

Lower -66.10 dBm
Upper -66.98 dBm

Date: 4.NOV.2024 16:08:53

This test report shall not be reproduced except in full without the written and signed permission of Timco Engineering Inc., a subsidiary of Industrial Inspection & Analysis, Inc. (IIA).

8.7.31 6.25 kHz Signal, Uplink, AGC, 823 MHz

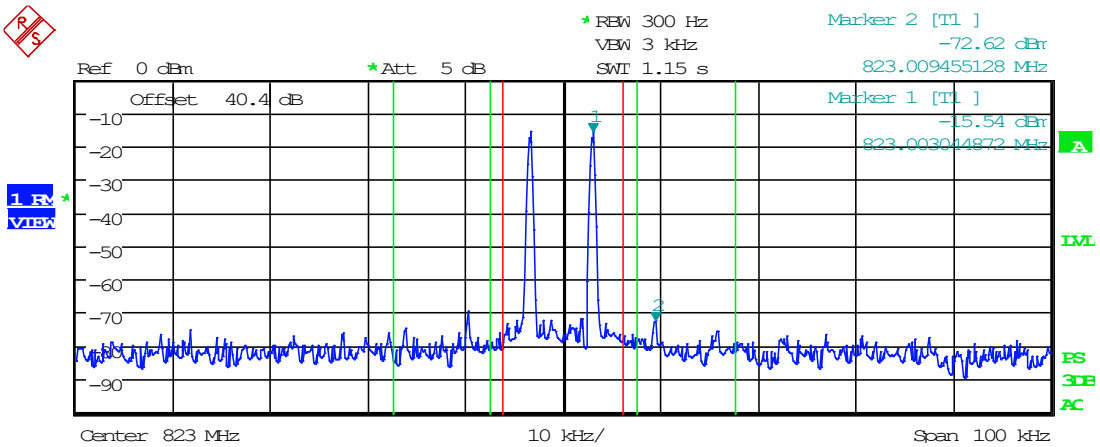

Tx Channel
Bandwidth 12.5 kHz

Power -12.22 dBm

Adjacent Channel
Bandwidth 10 kHz
Spacing 12.5 kHz

Lower -64.17 dBm
Upper -64.55 dBm

Date: 4.NOV.2024 16:01:59

This test report shall not be reproduced except in full without the written and signed permission of Timco Engineering Inc., a subsidiary of Industrial Inspection & Analysis, Inc. (IIA).

8.7.32 6.25 kHz Signal, Uplink, AGC+3dB, 823 MHz

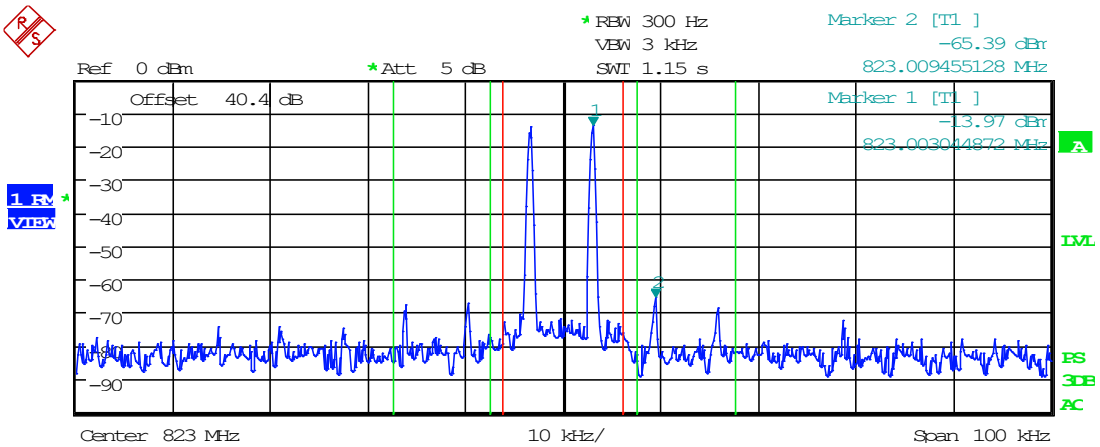

Tx Channel
Bandwidth 12.5 kHz

Power -10.67 dBm

Adjacent Channel
Bandwidth 10 kHz
Spacing 12.5 kHz

Lower -62.10 dBm
Upper -61.87 dBm

Date: 4.NOV.2024 16:02:21

This test report shall not be reproduced except in full without the written and signed permission of Timco Engineering Inc., a subsidiary of Industrial Inspection & Analysis, Inc. (IIA).

8.7.33 12.5 kHz Signal, Uplink, AGC, 823 MHz

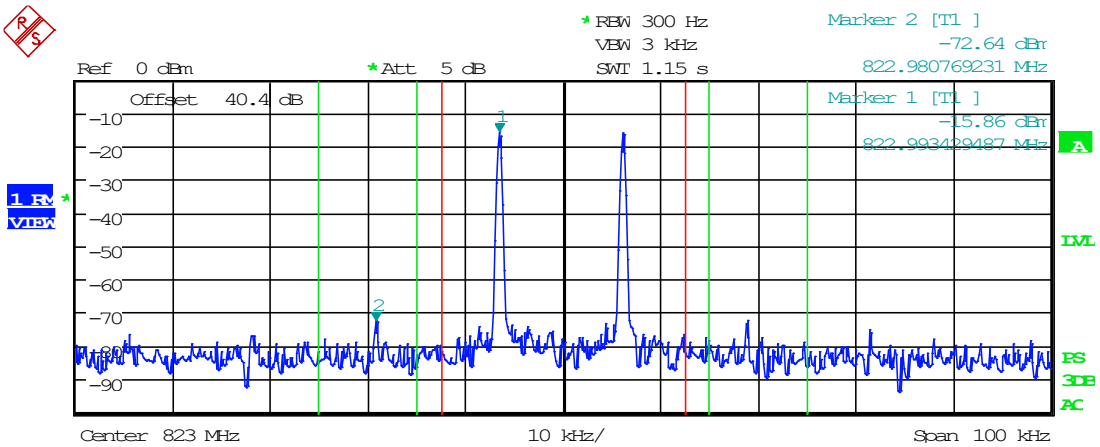

Tx Channel
Bandwidth 25 kHz

Power -12.25 dBm

Adjacent Channel
Bandwidth 10 kHz
Spacing 20 kHz

Lower -66.32 dBm
Upper -66.27 dBm

Date: 4.NOV.2024 16:04:28

This test report shall not be reproduced except in full without the written and signed permission of Timco Engineering Inc., a subsidiary of Industrial Inspection & Analysis, Inc. (IIA).

8.7.34 12.5 kHz Signal, Uplink, AGC+3dB, 823 MHz

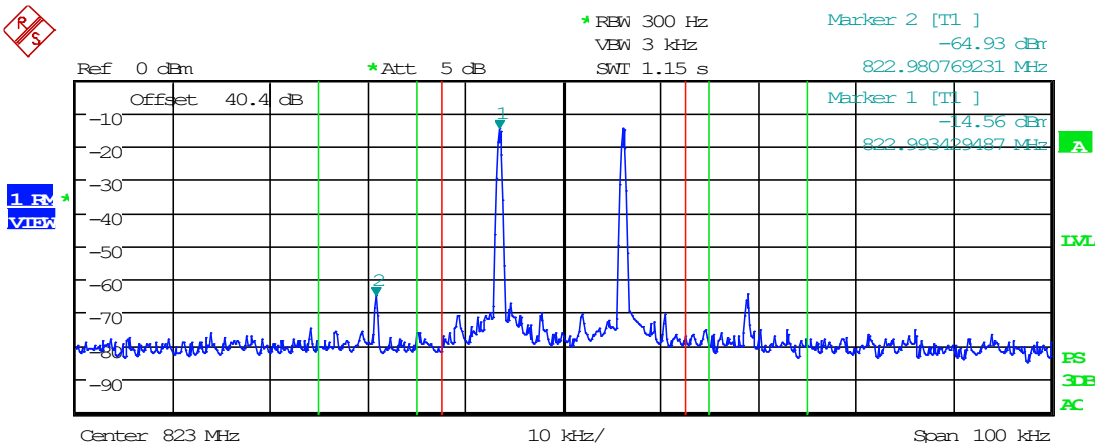

Tx Channel
Bandwidth 25 kHz

Power -10.96 dBm

Adjacent Channel
Bandwidth 10 kHz
Spacing 20 kHz

Lower -61.68 dBm
Upper -61.05 dBm

Date: 4.NOV.2024 16:04:04

This test report shall not be reproduced except in full without the written and signed permission of Timco Engineering Inc., a subsidiary of Industrial Inspection & Analysis, Inc. (IIA).

8.7.35 25 kHz Signal, Uplink, AGC, 823 MHz

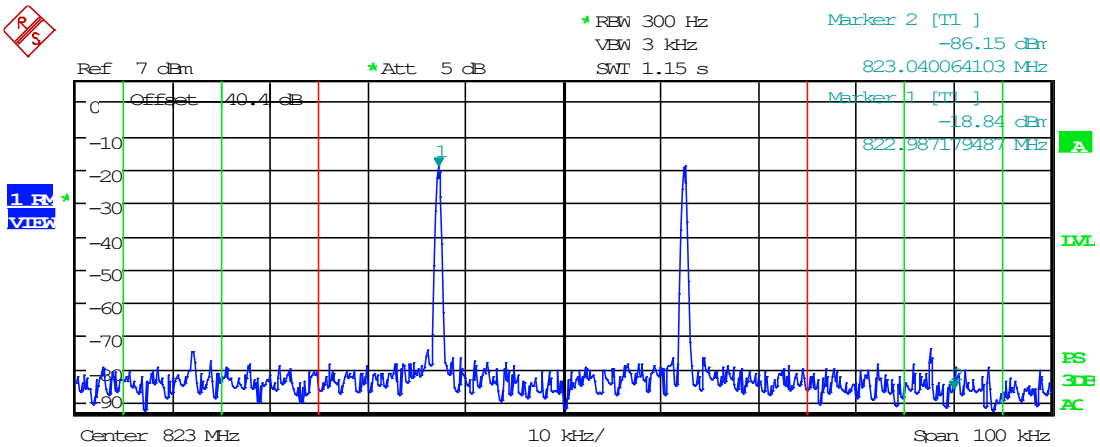

Tx Channel
Bandwidth 50 kHz

Power -15.42 dBm

Adjacent Channel
Bandwidth 10 kHz
Spacing 40 kHz

Lower -67.18 dBm
Upper -68.51 dBm

Date: 4.NOV.2024 16:11:04

This test report shall not be reproduced except in full without the written and signed permission of Timco Engineering Inc., a subsidiary of Industrial Inspection & Analysis, Inc. (IIA).

8.7.36 25 kHz Signal, Uplink, AGC+3dB, 823 MHz

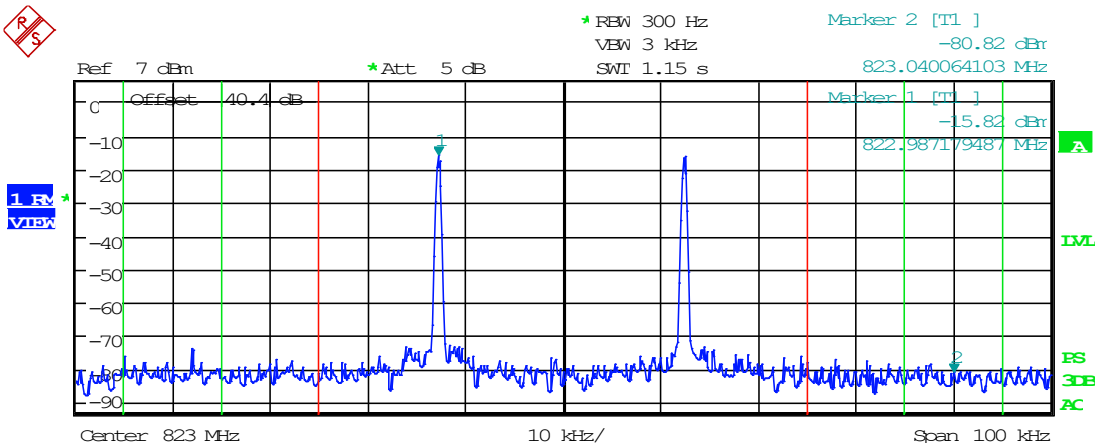

Tx Channel
Bandwidth 50 kHz

Power -12.37 dBm

Adjacent Channel
Bandwidth 10 kHz
Spacing 40 kHz

Lower -65.59 dBm
Upper -67.16 dBm

Date: 4.NOV.2024 16:10:38

This test report shall not be reproduced except in full without the written and signed permission of Timco Engineering Inc., a subsidiary of Industrial Inspection & Analysis, Inc. (IIA).

8.8 Emission Mask, Out-of-Band

Limits from FCC Parts 2.1051, FCC Pt. 90.219(e)(3) and test procedure from ANSI C63.26-2015 and FCC KDB 935210 D05 v01r04 Industrial Signal Boosters.

Test Setup
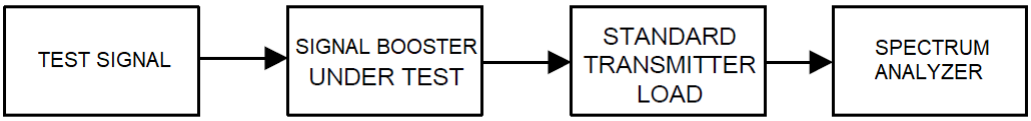

Note: Testing was done simultaneously on all combinations of Uplinks and Downlinks to address co-location of signals.

This test report shall not be reproduced except in full without the written and signed permission of Timco Engineering Inc., a subsidiary of Industrial Inspection & Analysis, Inc. (IIA).

8.8.1 30 MHz to 1 GHz, Downlink, 854 MHz

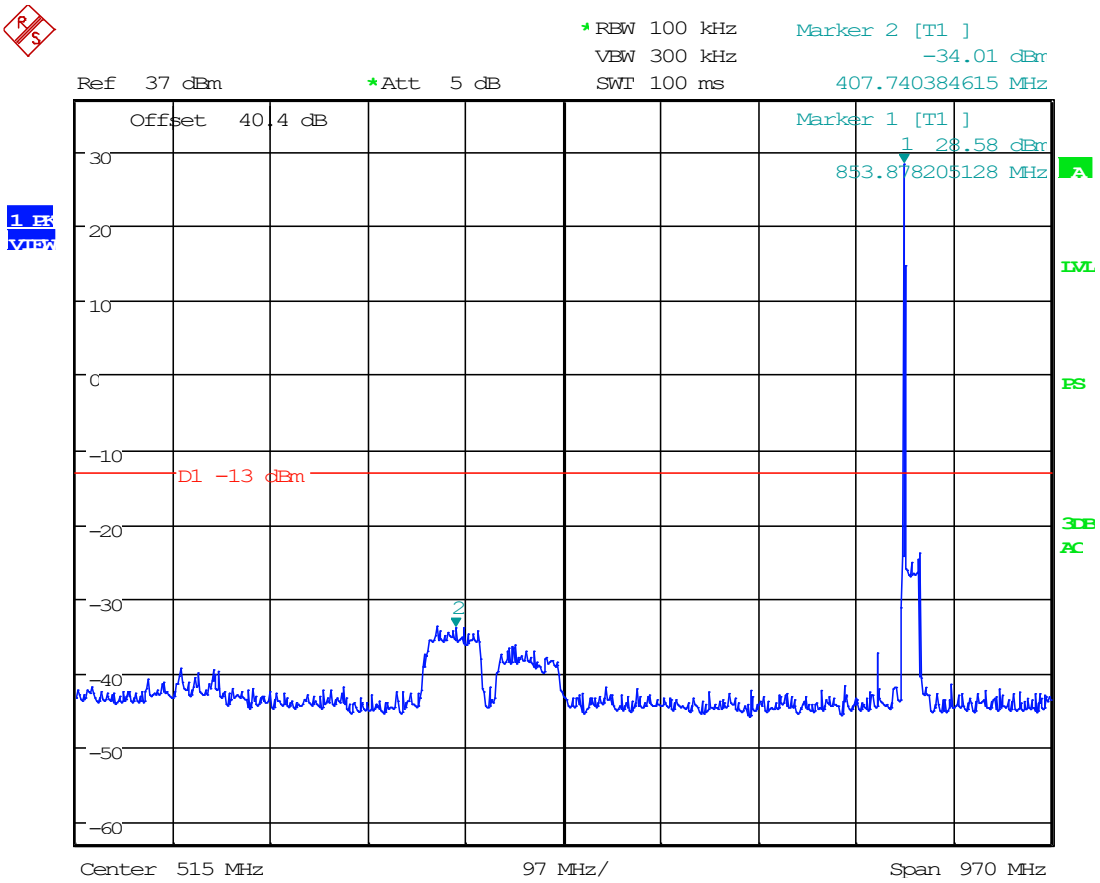

Date: 30.OCT.2024 15:11:10

This test report shall not be reproduced except in full without the written and signed permission of Timco Engineering Inc., a subsidiary of Industrial Inspection & Analysis, Inc. (IIA).

8.8.2 1 GHz to 10th Harmonic, Downlink, 854 MHz

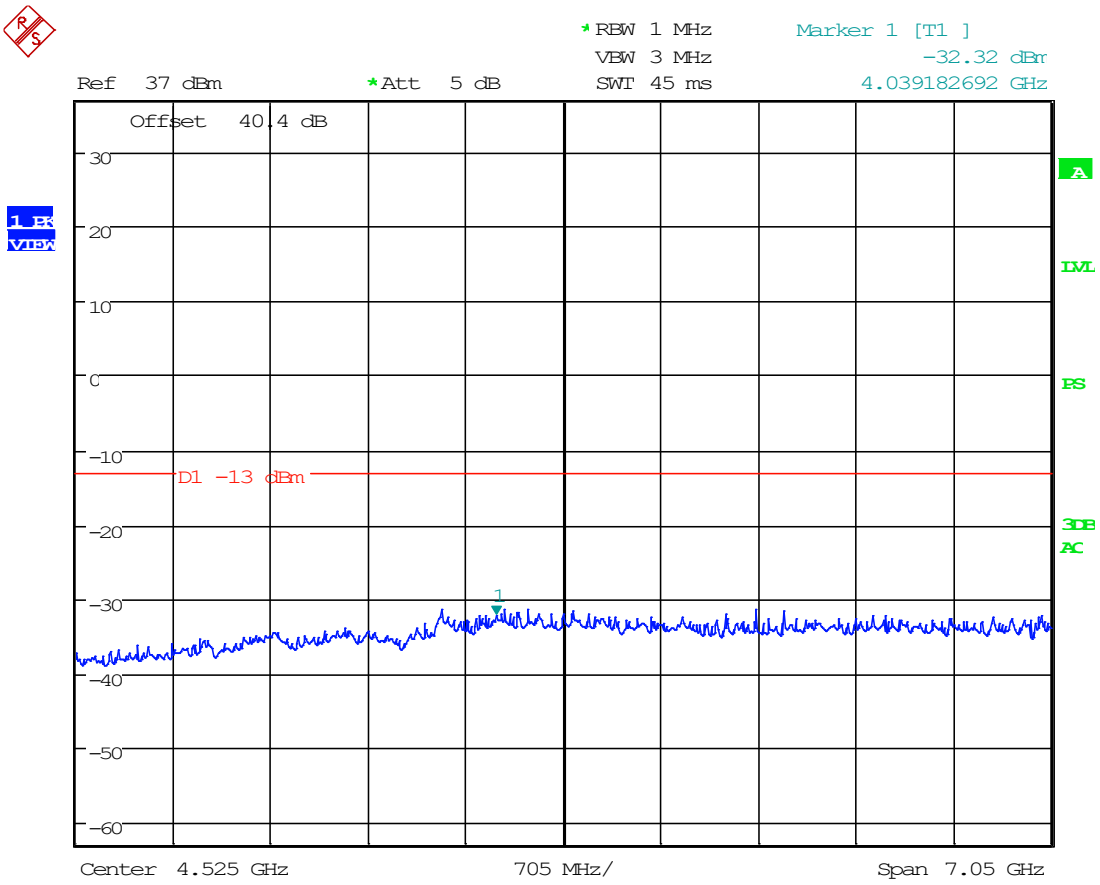

Date: 30.OCT.2024 15:13:33

This test report shall not be reproduced except in full without the written and signed permission of Timco Engineering Inc., a subsidiary of Industrial Inspection & Analysis, Inc. (IIA).

8.8.3 30 MHz to 1 GHz, Downlink, 860 MHz

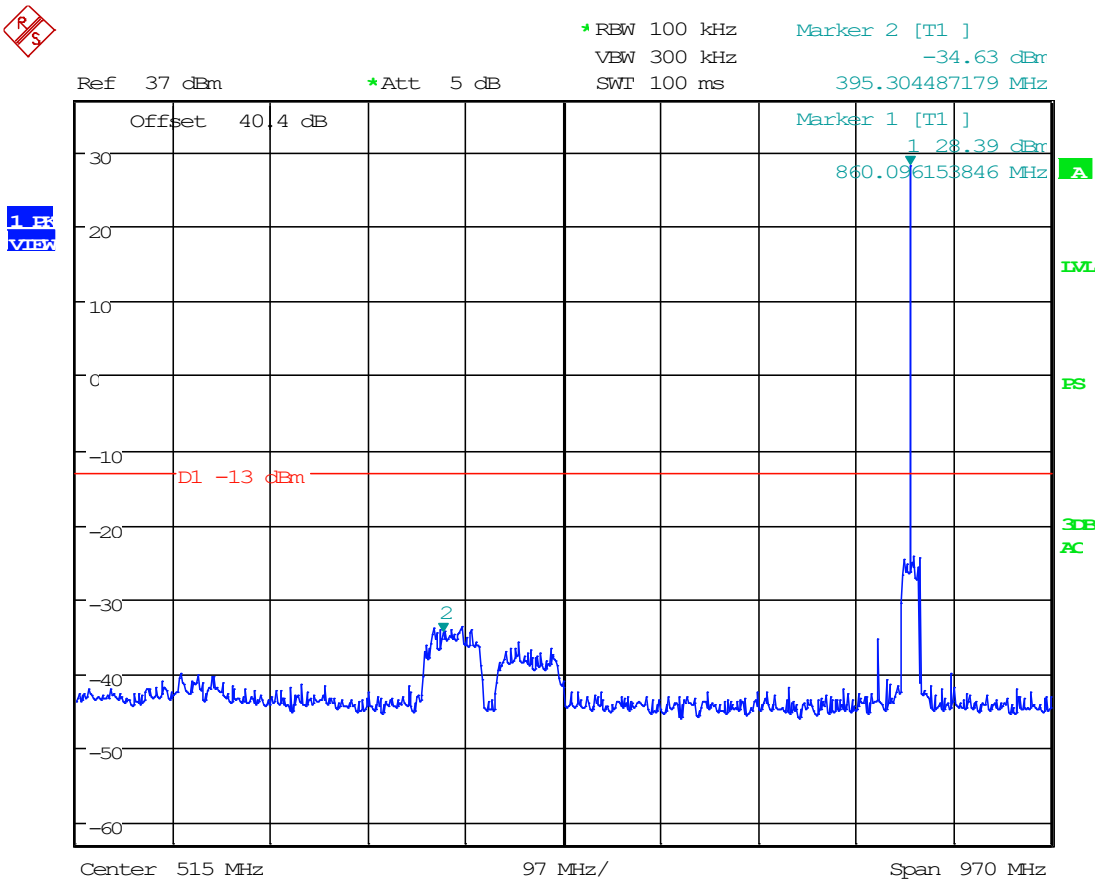

Date: 30.OCT.2024 15:11:58

This test report shall not be reproduced except in full without the written and signed permission of Timco Engineering Inc., a subsidiary of Industrial Inspection & Analysis, Inc. (IIA).

8.8.4 1 GHz to 10th Harmonic, Downlink, 860 MHz

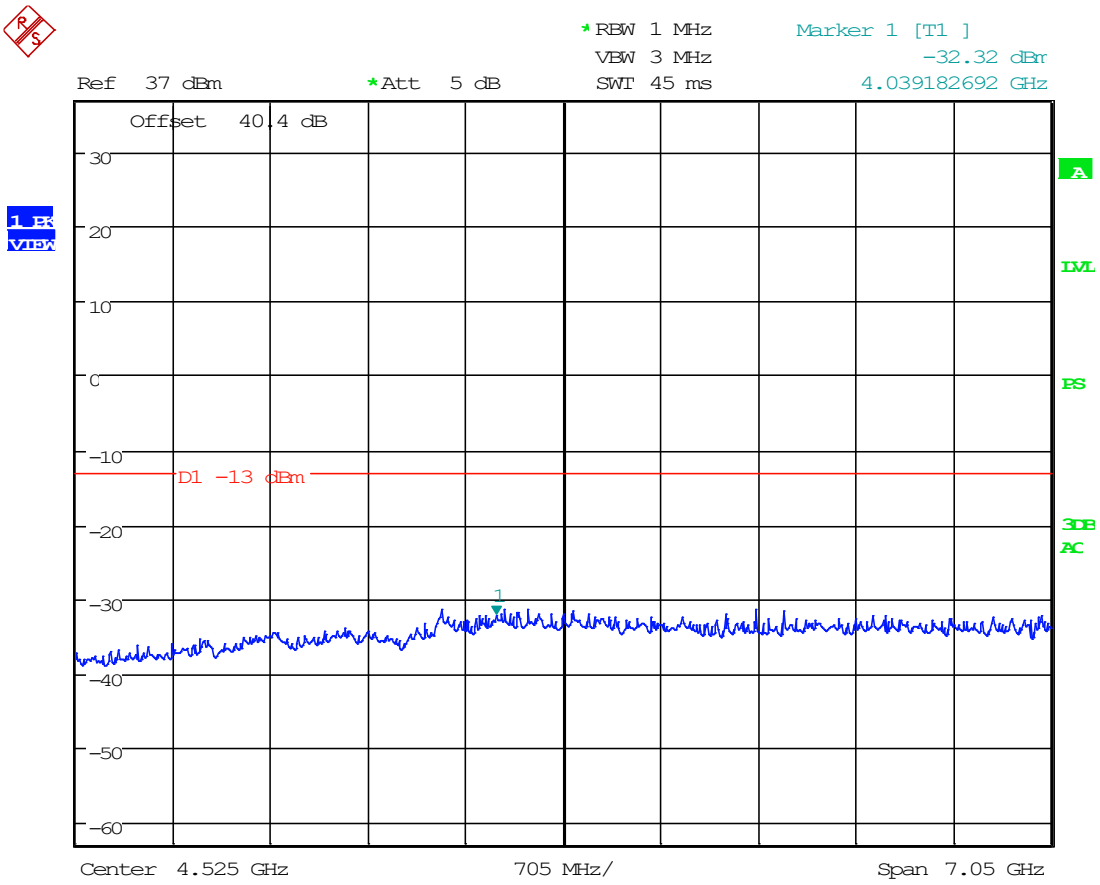

Date: 30.OCT.2024 15:13:33

This test report shall not be reproduced except in full without the written and signed permission of Timco Engineering Inc., a subsidiary of Industrial Inspection & Analysis, Inc. (IIA).

8.8.5 30 MHz to 1 GHz, Downlink, 868 MHz

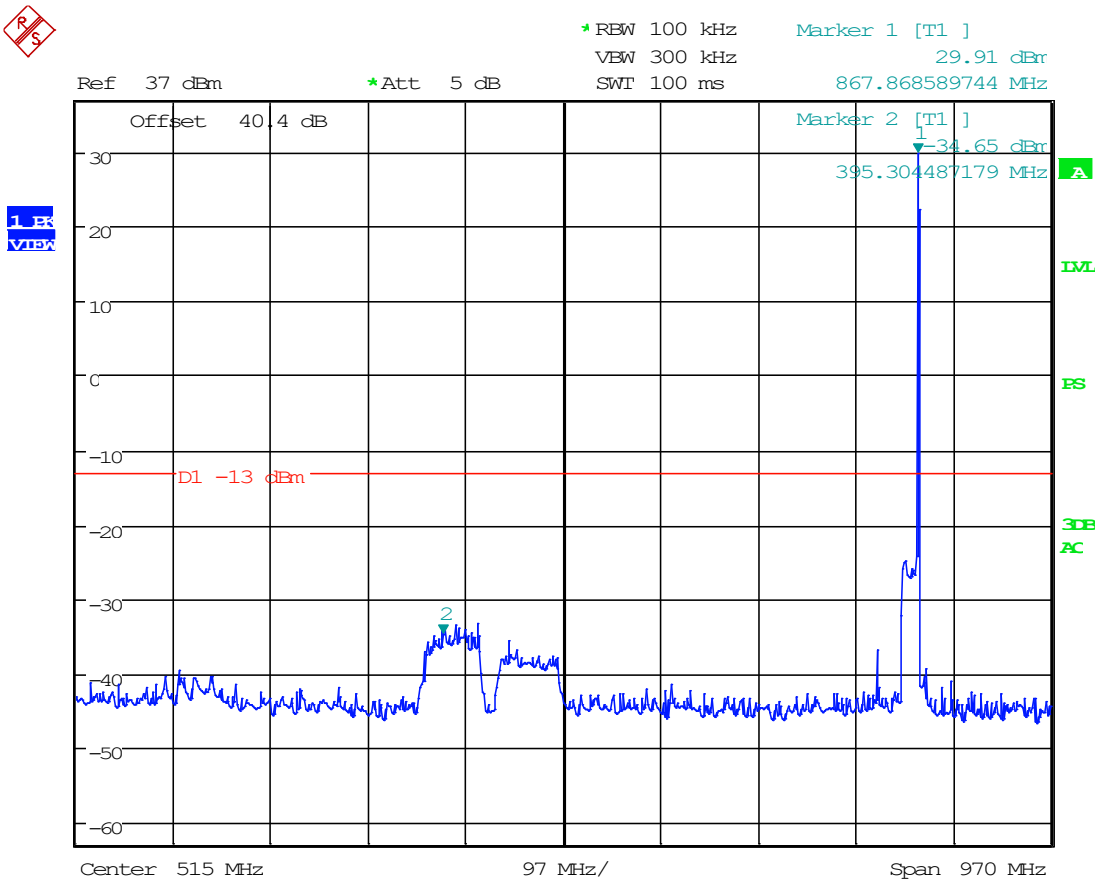

Date: 30.OCT.2024 15:12:22

This test report shall not be reproduced except in full without the written and signed permission of Timco Engineering Inc., a subsidiary of Industrial Inspection & Analysis, Inc. (IIA).

8.8.6 1 GHz to 10th Harmonic, Downlink, 868 MHz

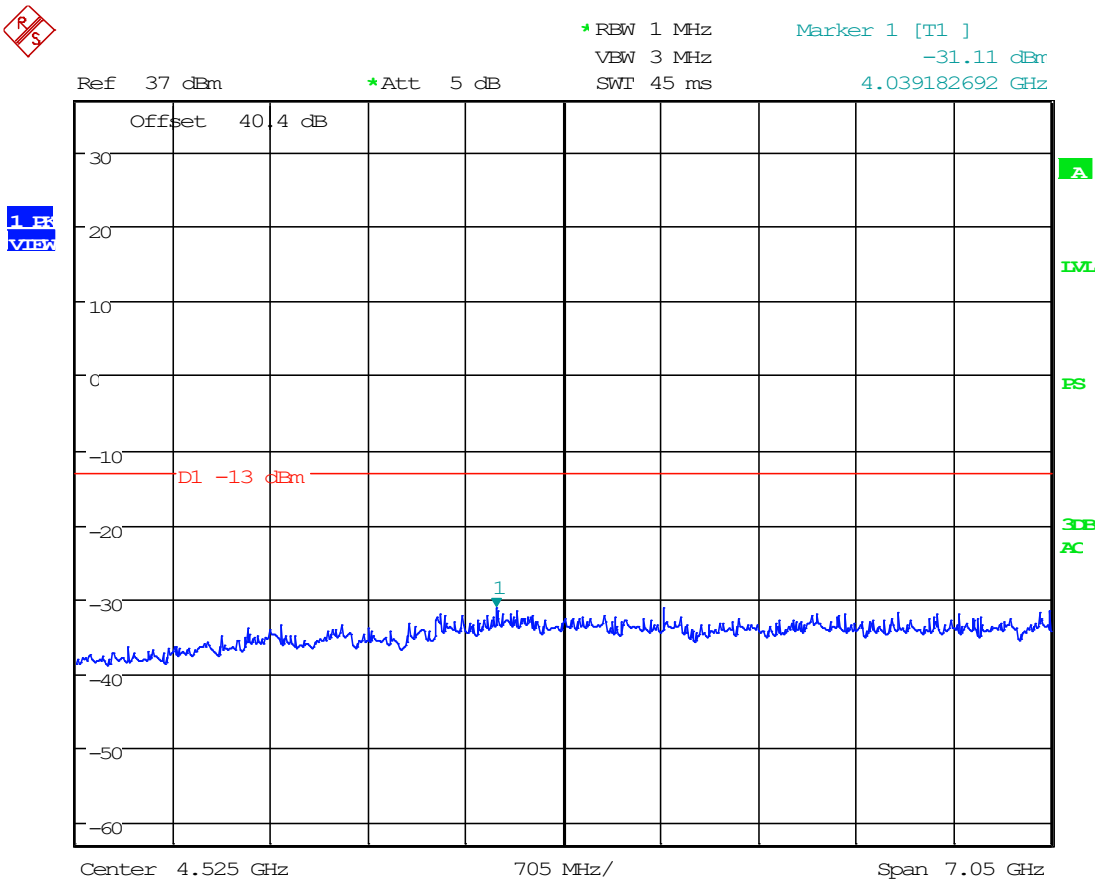

Date: 30.OCT.2024 15:13:16

This test report shall not be reproduced except in full without the written and signed permission of Timco Engineering Inc., a subsidiary of Industrial Inspection & Analysis, Inc. (IIA).

8.8.7 30 MHz to 1 GHz, Uplink, 809 MHz

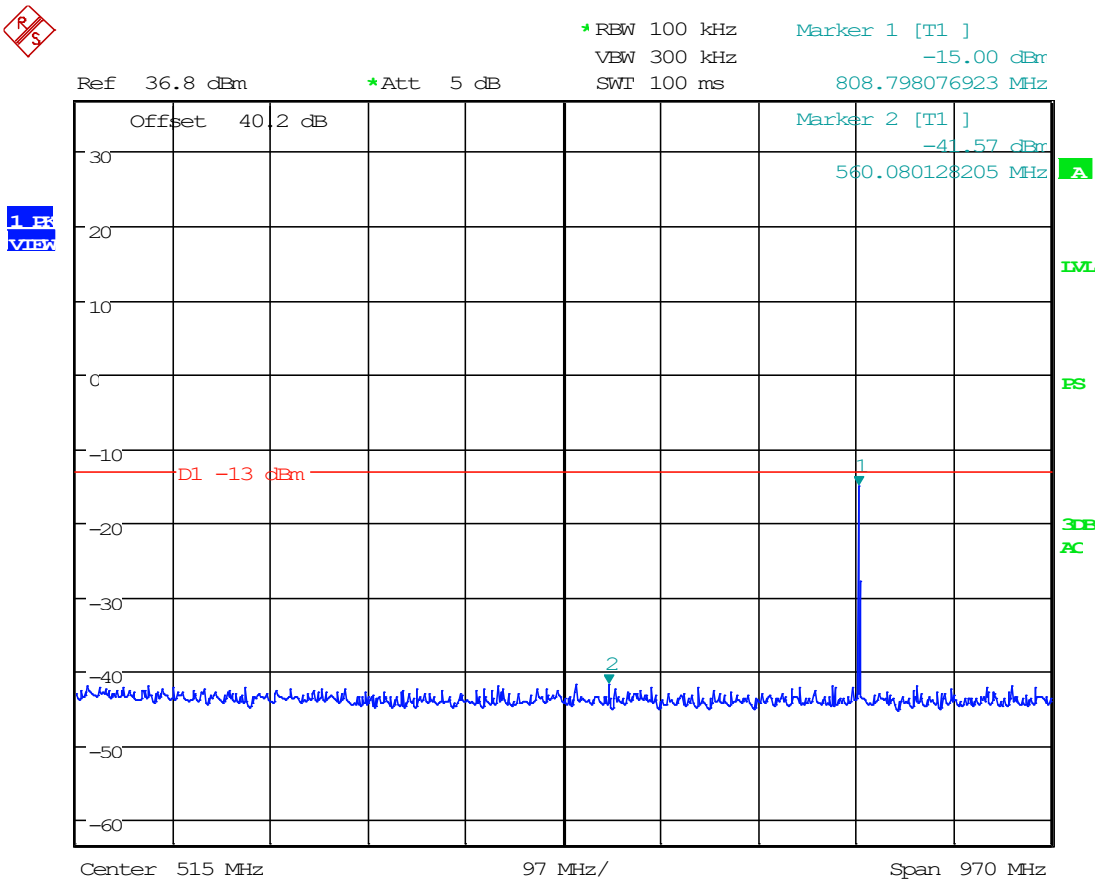

Date: 3.JAN.2025 13:41:36

This test report shall not be reproduced except in full without the written and signed permission of Timco Engineering Inc., a subsidiary of Industrial Inspection & Analysis, Inc. (IIA).

8.8.8 1 GHz to 10th Harmonic, Uplink, 809 MHz

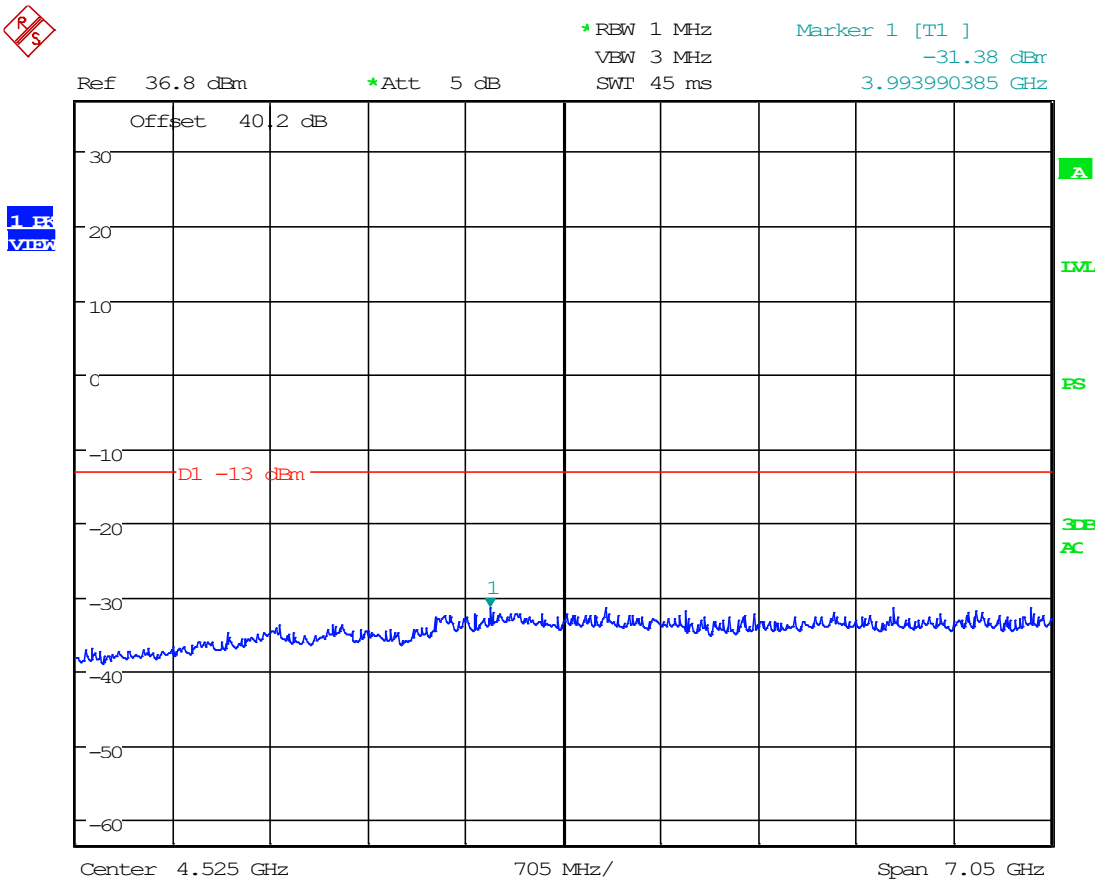

Date: 3.JAN.2025 13:45:20

This test report shall not be reproduced except in full without the written and signed permission of Timco Engineering Inc., a subsidiary of Industrial Inspection & Analysis, Inc. (IIA).

8.8.9 30 MHz to 1 GHz, Uplink, 815 MHz

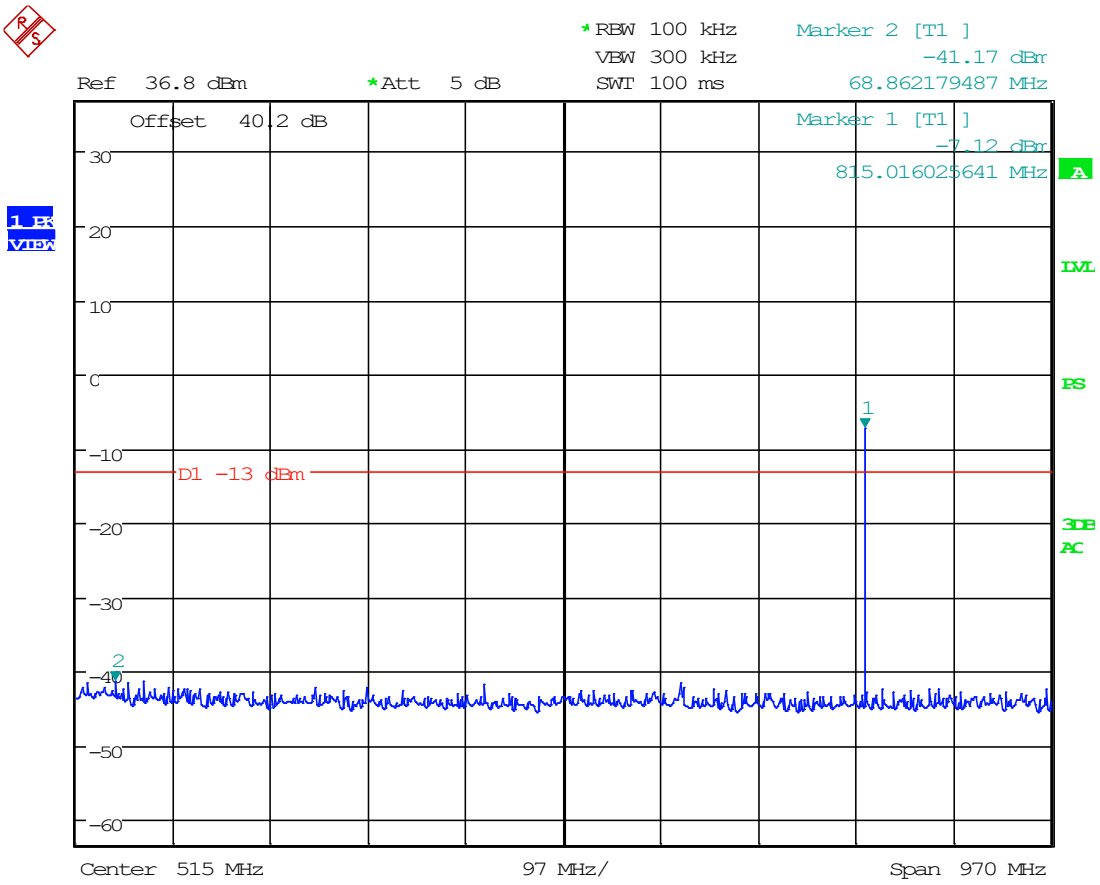

Date: 3.JAN.2025 13:42:20

This test report shall not be reproduced except in full without the written and signed permission of Timco Engineering Inc., a subsidiary of Industrial Inspection & Analysis, Inc. (IIA).

8.8.10 1 GHz to 10th Harmonic, Uplink, 815 MHz

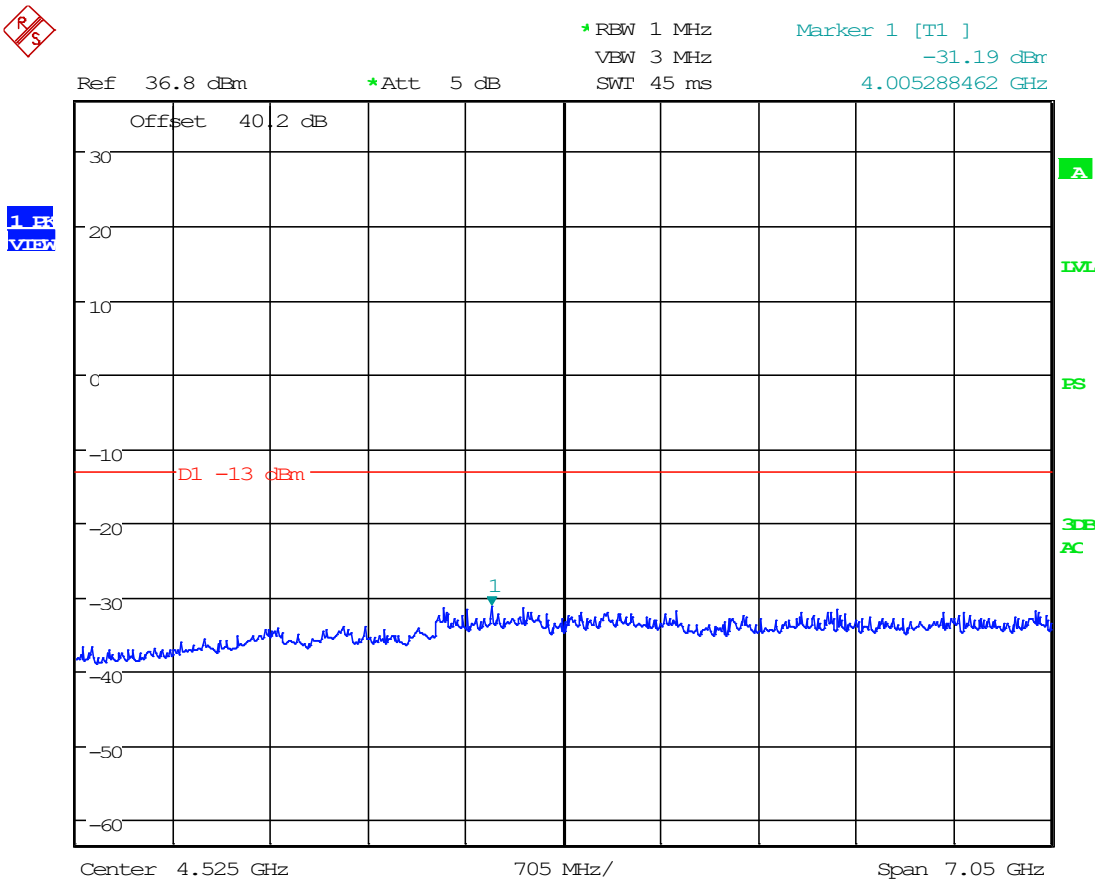

Date: 3.JAN.2025 13:44:52

This test report shall not be reproduced except in full without the written and signed permission of Timco Engineering Inc., a subsidiary of Industrial Inspection & Analysis, Inc. (IIA).

8.8.11 30 MHz to 1 GHz, Uplink, 823 MHz

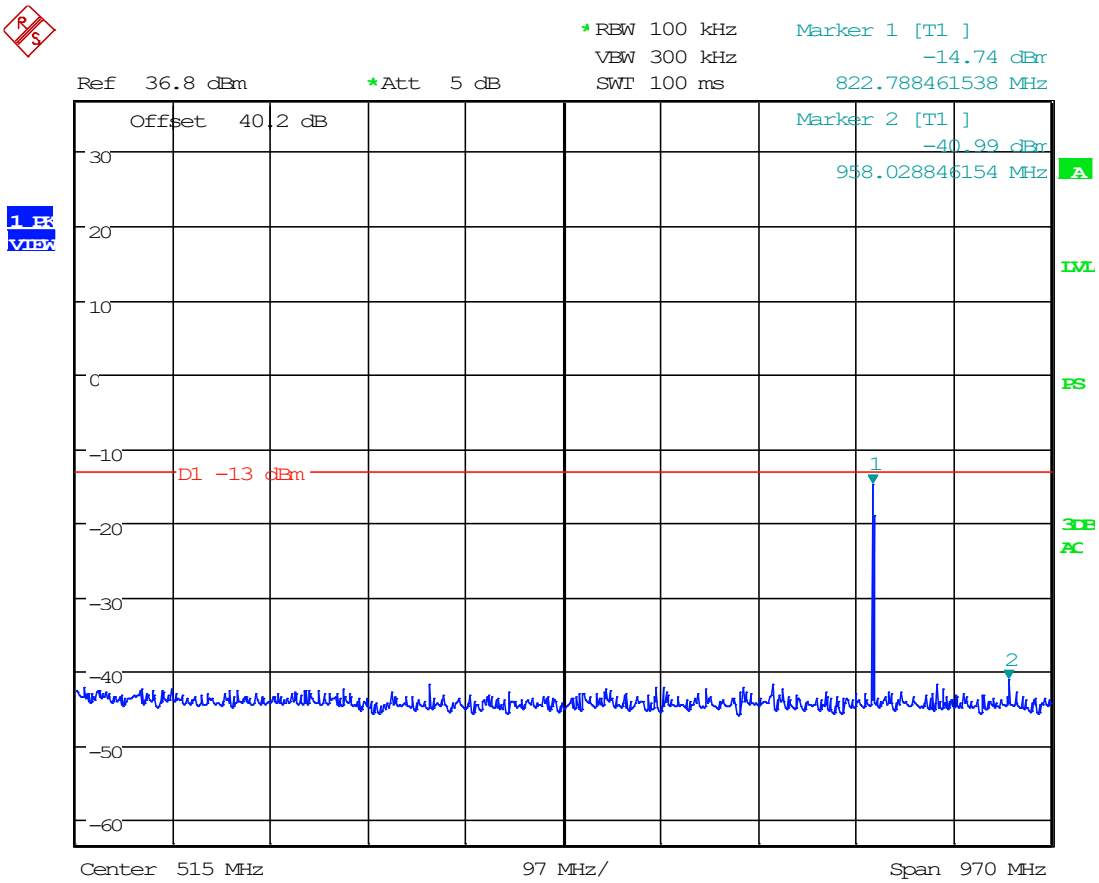

Date: 3.JAN.2025 13:43:25

This test report shall not be reproduced except in full without the written and signed permission of Timco Engineering Inc., a subsidiary of Industrial Inspection & Analysis, Inc. (IIA).

8.8.12 1 GHz to 10th Harmonic, Uplink, 823 MHz

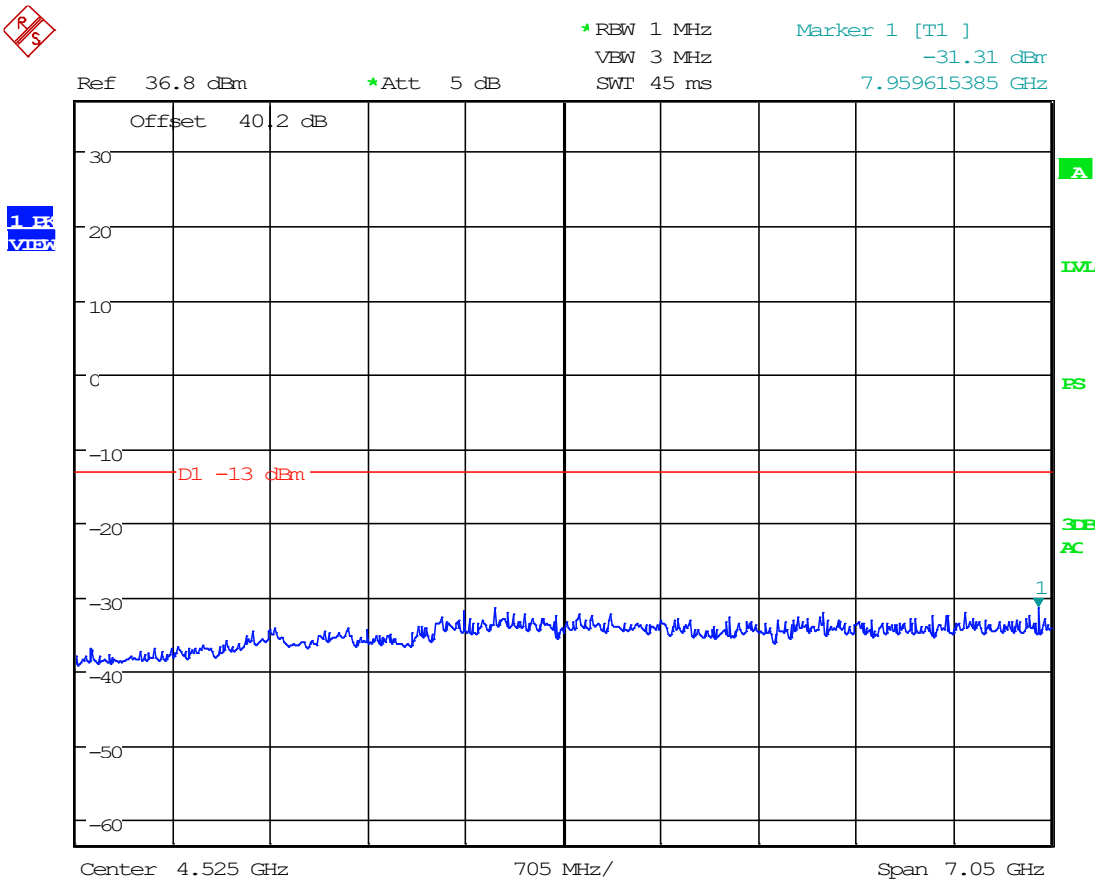

Date: 3.JAN.2025 13:44:21

This test report shall not be reproduced except in full without the written and signed permission of Timco Engineering Inc., a subsidiary of Industrial Inspection & Analysis, Inc. (IIA).

8.9 Spurious Radiated Emissions

Limits from FCC Parts 2.1053, 90.210 and test procedure from ANSI C63.26-2015 and FCC KDB 935210 D05 v01r04 Industrial Signal Boosters.

Radiated Test Setup, 30 – 1000 MHz

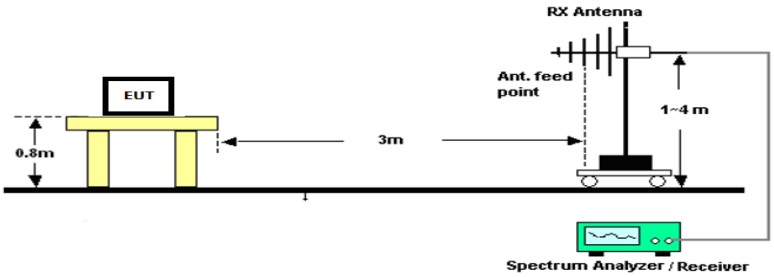

Radiated Test Setup, Above 1000 MHz

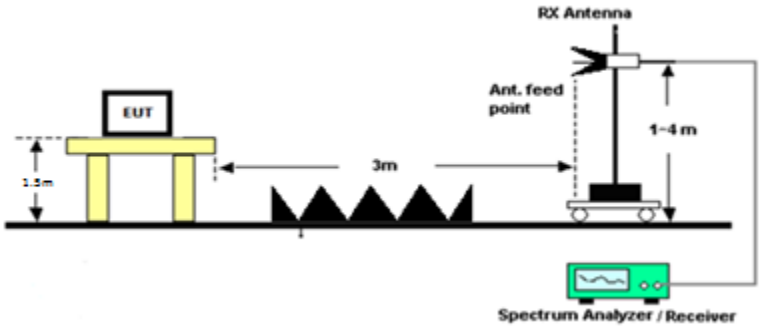

This test report shall not be reproduced except in full without the written and signed permission of Timco Engineering Inc., a subsidiary of Industrial Inspection & Analysis, Inc. (IIA).

8.9.1 Downlink, 854 MHz

Tuned Frequency (MHz)	Emission Frequency (MHz)	Detector	Meter Reading (dBuV)	Antenna Polarity	Coax Loss (dB)	Antenna Correction Factor (dB/m)	Distance (m)	Field Strength (dBµV/m)	ERP (dBm)	Spurious Limit (dBm)	Margin (dB)
854.00	1708.00	PK	21.70	H	-4.74	29.38	3.00	46.33	-51.04	-13.00	38.04
854.00	1708.00	PK	21.70	V	-4.74	29.38	3.00	46.33	-51.04	-13.00	38.04
854.00	2562.00	PK	23.80	H	-6.04	32.58	3.00	50.34	-47.04	-13.00	34.04
854.00	2562.00	PK	24.10	V	-6.04	32.58	3.00	50.64	-46.74	-13.00	33.74
854.00	3416.00	PK	21.50	H	-6.97	32.55	3.00	47.08	-50.30	-13.00	37.30
854.00	3416.00	PK	22.50	V	-6.97	32.55	3.00	48.08	-49.30	-13.00	36.30
854.00	4270.00	PK	22.00	H	-7.80	33.47	3.00	47.67	-49.71	-13.00	36.71
854.00	4270.00	PK	21.90	V	-7.80	33.47	3.00	47.57	-49.81	-13.00	36.81
854.00	5124.00	PK	21.80	H	-8.57	34.22	3.00	47.45	-49.93	-13.00	36.93
854.00	5124.00	PK	22.40	V	-8.57	34.22	3.00	48.05	-49.33	-13.00	36.33
854.00	5978.00	PK	22.60	H	-9.29	35.31	3.00	48.62	-48.76	-13.00	35.76
854.00	5978.00	PK	22.50	V	-9.29	35.31	3.00	48.52	-48.86	-13.00	35.86
854.00	6832.00	PK	24.10	H	-9.93	35.79	3.00	49.95	-47.42	-13.00	34.42
854.00	6832.00	PK	24.70	V	-9.93	35.79	3.00	50.55	-46.82	-13.00	33.82
854.00	7686.00	PK	25.90	H	-10.48	36.15	3.00	51.58	-45.80	-13.00	32.80
854.00	7686.00	PK	25.70	V	-10.48	36.15	3.00	51.38	-46.00	-13.00	33.00
854.00	8540.00	PK	27.30	H	-11.06	35.92	3.00	52.17	-45.21	-13.00	32.21
854.00	8540.00	PK	27.20	V	-11.06	35.92	3.00	52.07	-45.31	-13.00	32.31

This test report shall not be reproduced except in full without the written and signed permission of Timco Engineering Inc., a subsidiary of Industrial Inspection & Analysis, Inc. (IIA).

8.9.2 Downlink, 860 MHz

Tuned Frequency (MHz)	Emission Frequency (MHz)	Detector	Meter Reading (dBuV)	Antenna Polarity	Coax Loss (dB)	Antenna Correction Factor (dB/m)	Distance (m)	Field Strength (dBµV/m)	ERP (dBm)	Spurious Limit (dBm)	Margin (dB)
860.00	1720.00	PK	21.60	H	-4.79	29.51	3.00	46.32	-51.06	-13.00	38.06
860.00	1720.00	PK	21.30	V	-4.79	29.51	3.00	46.02	-51.36	-13.00	38.36
860.00	2580.00	PK	23.90	H	-6.07	32.57	3.00	50.40	-46.97	-13.00	33.97
860.00	2580.00	PK	24.30	V	-6.07	32.57	3.00	50.80	-46.57	-13.00	33.57
860.00	3440.00	PK	21.60	H	-6.99	32.57	3.00	47.18	-50.20	-13.00	37.20
860.00	3440.00	PK	21.60	V	-6.99	32.57	3.00	47.18	-50.20	-13.00	37.20
860.00	4300.00	PK	22.40	H	-7.83	33.51	3.00	48.08	-49.30	-13.00	36.30
860.00	4300.00	PK	21.50	V	-7.83	33.51	3.00	47.18	-50.20	-13.00	37.20
860.00	5160.00	PK	22.10	H	-8.60	34.24	3.00	47.75	-49.63	-13.00	36.63
860.00	5160.00	PK	22.40	V	-8.60	34.24	3.00	48.05	-49.33	-13.00	36.33
860.00	6020.00	PK	22.30	H	-9.34	35.36	3.00	48.32	-49.06	-13.00	36.06
860.00	6020.00	PK	23.10	V	-9.34	35.36	3.00	49.12	-48.26	-13.00	35.26
860.00	6880.00	PK	24.70	H	-9.95	35.80	3.00	50.55	-46.83	-13.00	33.83
860.00	6880.00	PK	24.60	V	-9.95	35.80	3.00	50.45	-46.93	-13.00	33.93
860.00	7740.00	PK	25.00	H	-10.51	36.20	3.00	50.69	-46.69	-13.00	33.69
860.00	7740.00	PK	24.50	V	-10.51	36.20	3.00	50.19	-47.19	-13.00	34.19
860.00	8600.00	PK	26.30	H	-11.08	35.98	3.00	51.20	-46.18	-13.00	33.18
860.00	8600.00	PK	28.10	V	-11.08	35.98	3.00	53.00	-44.38	-13.00	31.38

This test report shall not be reproduced except in full without the written and signed permission of Timco Engineering Inc., a subsidiary of Industrial Inspection & Analysis, Inc. (IIA).

8.9.3 Downlink, 868 MHz

Tuned Frequency (MHz)	Emission Frequency (MHz)	Detector	Meter Reading (dBuV)	Antenna Polarity	Coax Loss (dB)	Antenna Correction Factor (dB/m)	Distance (m)	Field Strength (dBµV/m)	ERP (dBm)	Spurious Limit (dBm)	Margin (dB)
868.00	1736.00	PK	21.90	H	-4.85	29.67	3.00	46.72	-50.66	-13.00	37.66
868.00	1736.00	PK	22.30	V	-4.85	29.67	3.00	47.12	-50.26	-13.00	37.26
868.00	2604.00	PK	23.10	H	-6.09	32.57	3.00	49.58	-47.80	-13.00	34.80
868.00	2604.00	PK	22.90	V	-6.09	32.57	3.00	49.38	-48.00	-13.00	35.00
868.00	3472.00	PK	21.50	H	-7.02	32.72	3.00	47.19	-50.18	-13.00	37.18
868.00	3472.00	PK	21.70	V	-7.02	32.72	3.00	47.39	-49.98	-13.00	36.98
868.00	4340.00	PK	21.80	H	-7.88	33.67	3.00	47.59	-49.79	-13.00	36.79
868.00	4340.00	PK	21.70	V	-7.88	33.67	3.00	47.49	-49.89	-13.00	36.89
868.00	5208.00	PK	21.70	H	-8.64	34.31	3.00	47.37	-50.00	-13.00	37.00
868.00	5208.00	PK	22.10	V	-8.64	34.31	3.00	47.77	-49.60	-13.00	36.60
868.00	6076.00	PK	22.80	H	-9.40	35.46	3.00	48.87	-48.51	-13.00	35.51
868.00	6076.00	PK	22.80	V	-9.40	35.46	3.00	48.87	-48.51	-13.00	35.51
868.00	6944.00	PK	25.10	H	-9.98	35.84	3.00	50.96	-46.42	-13.00	33.42
868.00	6944.00	PK	24.90	V	-9.98	35.84	3.00	50.76	-46.62	-13.00	33.62
868.00	7812.00	PK	24.90	H	-10.56	36.19	3.00	50.53	-46.85	-13.00	33.85
868.00	7812.00	PK	24.40	V	-10.56	36.19	3.00	50.03	-47.35	-13.00	34.35
868.00	8680.00	PK	28.00	H	-11.17	36.00	3.00	52.83	-44.55	-13.00	31.55
868.00	8680.00	PK	28.00	V	-11.17	36.00	3.00	52.83	-44.55	-13.00	31.55

This test report shall not be reproduced except in full without the written and signed permission of Timco Engineering Inc., a subsidiary of Industrial Inspection & Analysis, Inc. (IIA).

8.9.4 Uplink, 809 MHz

Tuned Frequency (MHz)	Emission Frequency (MHz)	Detector	Meter Reading (dBuV)	Antenna Polarity	Coax Loss (dB)	Antenna Correction Factor (dB/m)	Distance (m)	Field Strength (dBµV/m)	ERP (dBm)	Spurious Limit (dBm)	Margin (dB)
809.00	1618.00	PK	21.70	H	-4.75	28.16	3.00	45.11	-52.26	-13.00	39.26
809.00	1618.00	PK	20.80	V	-4.75	28.16	3.00	44.21	-53.16	-13.00	40.16
809.00	2427.00	PK	21.10	H	-5.90	32.29	3.00	47.50	-49.88	-13.00	36.88
809.00	2427.00	PK	21.60	V	-5.90	32.29	3.00	48.00	-49.38	-13.00	36.38
809.00	3236.00	PK	21.40	H	-6.80	32.76	3.00	47.36	-50.02	-13.00	37.02
809.00	3236.00	PK	21.60	V	-6.80	32.76	3.00	47.56	-49.82	-13.00	36.82
809.00	4045.00	PK	20.80	H	-7.60	33.38	3.00	46.58	-50.80	-13.00	37.80
809.00	4045.00	PK	20.80	V	-7.60	33.38	3.00	46.58	-50.80	-13.00	37.80
809.00	4854.00	PK	22.10	H	-8.30	34.16	3.00	47.96	-49.42	-13.00	36.42
809.00	4854.00	PK	22.10	V	-8.30	34.16	3.00	47.96	-49.42	-13.00	36.42
809.00	5663.00	PK	21.70	H	-9.02	34.93	3.00	47.61	-49.77	-13.00	36.77
809.00	5663.00	PK	21.70	V	-9.02	34.93	3.00	47.61	-49.77	-13.00	36.77
809.00	6472.00	PK	24.30	H	-9.68	35.84	3.00	50.46	-46.92	-13.00	33.92
809.00	6472.00	PK	23.90	V	-9.68	35.84	3.00	50.06	-47.32	-13.00	34.32
809.00	7281.00	PK	24.60	H	-10.16	36.48	3.00	50.92	-46.46	-13.00	33.46
809.00	7281.00	PK	24.10	V	-10.16	36.48	3.00	50.42	-46.96	-13.00	33.96
809.00	8090.00	PK	25.60	H	-10.78	36.07	3.00	50.89	-46.49	-13.00	33.49
809.00	8090.00	PK	26.00	V	-10.78	36.07	3.00	51.29	-46.09	-13.00	33.09

This test report shall not be reproduced except in full without the written and signed permission of Timco Engineering Inc., a subsidiary of Industrial Inspection & Analysis, Inc. (IIA).

8.9.5 Uplink, 815 MHz

Tuned Frequency (MHz)	Emission Frequency (MHz)	Detector	Meter Reading (dBuV)	Antenna Polarity	Coax Loss (dB)	Antenna Correction Factor (dB/m)	Distance (m)	Field Strength (dBµV/m)	ERP (dBm)	Spurious Limit (dBm)	Margin (dB)
815.00	1630.00	PK	21.20	H	-4.75	28.37	3.00	44.82	-52.56	-13.00	39.56
815.00	1630.00	PK	21.30	V	-4.75	28.37	3.00	44.92	-52.46	-13.00	39.46
815.00	2445.00	PK	28.90	H	-5.92	32.36	3.00	55.35	-42.03	-13.00	29.03
815.00	2445.00	PK	27.90	V	-5.92	32.36	3.00	54.35	-43.03	-13.00	30.03
815.00	3260.00	PK	21.20	H	-6.82	32.78	3.00	47.17	-50.21	-13.00	37.21
815.00	3260.00	PK	21.10	V	-6.82	32.78	3.00	47.07	-50.31	-13.00	37.31
815.00	4075.00	PK	20.70	H	-7.63	33.47	3.00	46.55	-50.83	-13.00	37.83
815.00	4075.00	PK	20.20	V	-7.63	33.47	3.00	46.05	-51.33	-13.00	38.33
815.00	4890.00	PK	22.00	H	-8.33	34.09	3.00	47.76	-49.62	-13.00	36.62
815.00	4890.00	PK	21.70	V	-8.33	34.09	3.00	47.46	-49.92	-13.00	36.92
815.00	5705.00	PK	21.50	H	-9.03	34.88	3.00	47.34	-50.04	-13.00	37.04
815.00	5705.00	PK	21.70	V	-9.03	34.88	3.00	47.54	-49.84	-13.00	36.84
815.00	6520.00	PK	23.70	H	-9.72	35.84	3.00	49.82	-47.56	-13.00	34.56
815.00	6520.00	PK	24.10	V	-9.72	35.84	3.00	50.22	-47.16	-13.00	34.16
815.00	7335.00	PK	23.90	H	-10.21	36.38	3.00	50.08	-47.30	-13.00	34.30
815.00	7335.00	PK	23.60	V	-10.21	36.38	3.00	49.78	-47.60	-13.00	34.60
815.00	8150.00	PK	26.20	H	-10.84	36.06	3.00	51.43	-45.95	-13.00	32.95
815.00	8150.00	PK	25.40	V	-10.84	36.06	3.00	50.63	-46.75	-13.00	33.75

This test report shall not be reproduced except in full without the written and signed permission of Timco Engineering Inc., a subsidiary of Industrial Inspection & Analysis, Inc. (IIA).

8.9.6 Uplink, 823 MHz

Tuned Frequency (MHz)	Emission Frequency (MHz)	Detector	Meter Reading (dBuV)	Antenna Polarity	Coax Loss (dB)	Antenna Correction Factor (dB/m)	Distance (m)	Field Strength (dBµV/m)	ERP (dBm)	Spurious Limit (dBm)	Margin (dB)
823.00	1646.00	PK	20.80	H	-4.74	28.64	3.00	44.70	-52.67	-13.00	39.67
823.00	1646.00	PK	21.70	V	-4.74	28.64	3.00	45.60	-51.77	-13.00	38.77
823.00	2469.00	PK	24.30	H	-5.94	32.35	3.00	50.71	-46.67	-13.00	33.67
823.00	2469.00	PK	23.40	V	-5.94	32.35	3.00	49.81	-47.57	-13.00	34.57
823.00	3292.00	PK	21.20	H	-6.84	32.80	3.00	47.16	-50.22	-13.00	37.22
823.00	3292.00	PK	20.90	V	-6.84	32.80	3.00	46.86	-50.52	-13.00	37.52
823.00	4115.00	PK	21.00	H	-7.66	33.55	3.00	46.88	-50.49	-13.00	37.49
823.00	4115.00	PK	21.10	V	-7.66	33.55	3.00	46.98	-50.39	-13.00	37.39
823.00	4938.00	PK	23.30	H	-8.38	34.00	3.00	48.93	-48.45	-13.00	35.45
823.00	4938.00	PK	22.20	V	-8.38	34.00	3.00	47.83	-49.55	-13.00	36.55
823.00	5761.00	PK	22.00	H	-9.08	34.83	3.00	47.75	-49.63	-13.00	36.63
823.00	5761.00	PK	21.50	V	-9.08	34.83	3.00	47.25	-50.13	-13.00	37.13
823.00	6584.00	PK	24.40	H	-9.78	35.79	3.00	50.42	-46.96	-13.00	33.96
823.00	6584.00	PK	23.90	V	-9.78	35.79	3.00	49.92	-47.46	-13.00	34.46
823.00	7407.00	PK	23.70	H	-10.28	36.25	3.00	49.67	-47.71	-13.00	34.71
823.00	7407.00	PK	23.90	V	-10.28	36.25	3.00	49.87	-47.51	-13.00	34.51
823.00	8230.00	PK	27.30	H	-10.90	36.04	3.00	52.44	-44.93	-13.00	31.93
823.00	8230.00	PK	27.20	V	-10.90	36.04	3.00	52.34	-45.03	-13.00	32.03

This test report shall not be reproduced except in full without the written and signed permission of Timco Engineering Inc., a subsidiary of Industrial Inspection & Analysis, Inc. (IIA).

8.10 Adjacent channel power limits

Limits from FCC Part 90.221, and test procedure from ANSI C63.26-2015.

Test Setup
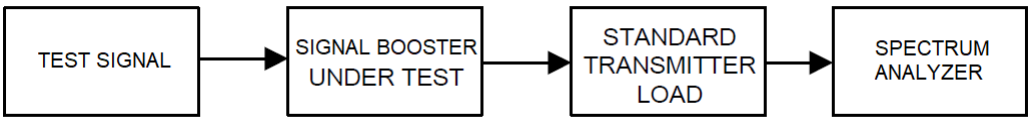

This test report shall not be reproduced except in full without the written and signed permission of Timco Engineering Inc., a subsidiary of Industrial Inspection & Analysis, Inc. (IIA).

8.10.1 Downlink, 25k, AGC, 854 MHz

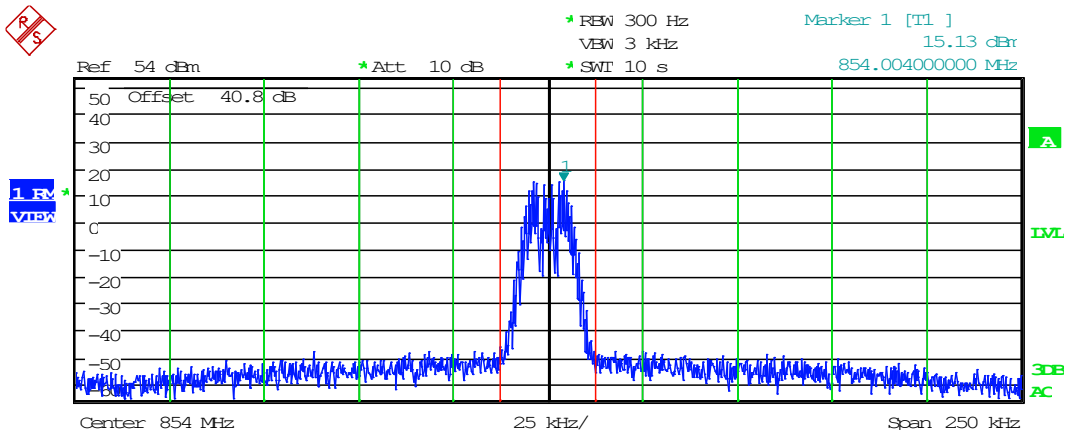

Tx Channel			
Bandwidth	25 kHz	Power	23.75 dBm
Adjacent Channel			
Bandwidth	25 kHz	*Lower	-58.36 dB
Spacing	37.5 kHz	*Upper	-58.38 dB
Alternate Channel			
Bandwidth	25 kHz	*Lower	-59.90 dB
Spacing	62.5 kHz	*Upper	-59.61 dB
2nd Alternate Channel			
Bandwidth	25 kHz	*Lower	-61.86 dB
Spacing	87.5 kHz	*Upper	-61.30 dB

Date: 3.JAN.2025 10:43:03

This test report shall not be reproduced except in full without the written and signed permission of Timco Engineering Inc., a subsidiary of Industrial Inspection & Analysis, Inc. (IIA).

8.10.2 Downlink, 25k, AGC+3, 854 MHz

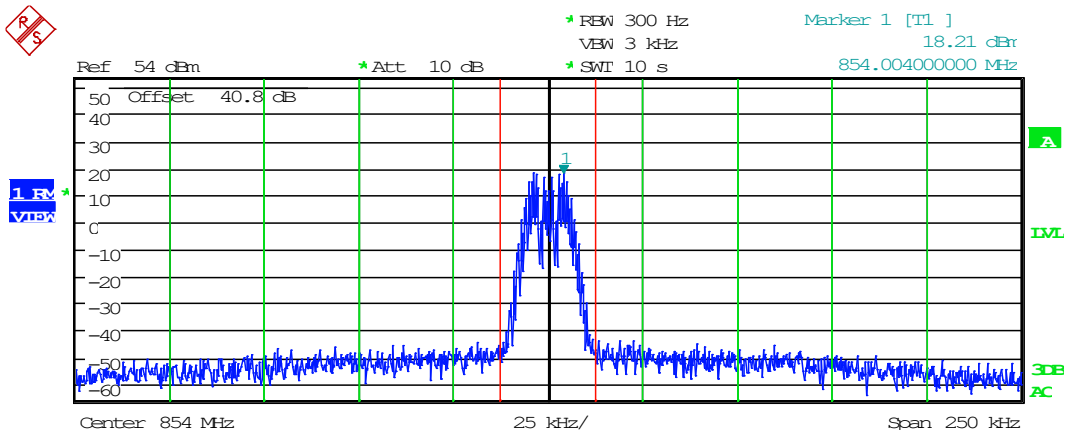

Tx Channel			
Bandwidth	25 kHz	Power	26.83 dBm
Adjacent Channel			
Bandwidth	25 kHz	*Lower	-58.97 dB
Spacing	37.5 kHz	*Upper	-58.61 dB
Alternate Channel			
Bandwidth	25 kHz	*Lower	-60.21 dB
Spacing	62.5 kHz	*Upper	-59.95 dB
2nd Alternate Channel			
Bandwidth	25 kHz	*Lower	-62.29 dB
Spacing	87.5 kHz	*Upper	-62.52 dB

Date: 3.JAN.2025 10:44:04

This test report shall not be reproduced except in full without the written and signed permission of Timco Engineering Inc., a subsidiary of Industrial Inspection & Analysis, Inc. (IIA).

8.10.3 Downlink, 25k, AGC, 860 MHz

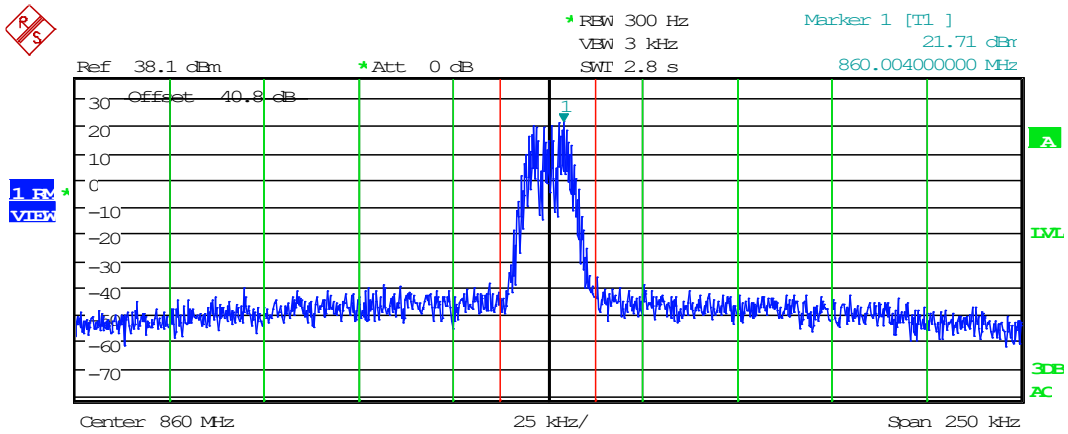

Tx Channel			
Bandwidth	25 kHz	Power	29.44 dBm
Adjacent Channel			
Bandwidth	25 kHz	*Lower	-55.84 dB
Spacing	37.5 kHz	*Upper	-56.73 dB
Alternate Channel			
Bandwidth	25 kHz	*Lower	-57.73 dB
Spacing	62.5 kHz	*Upper	-57.99 dB
2nd Alternate Channel			
Bandwidth	25 kHz	*Lower	-59.89 dB
Spacing	87.5 kHz	*Upper	-60.03 dB

Date: 3.JAN.2025 10:46:06

This test report shall not be reproduced except in full without the written and signed permission of Timco Engineering Inc., a subsidiary of Industrial Inspection & Analysis, Inc. (IIA).

8.10.4 Downlink, 25k, AGC+3, 860 MHz

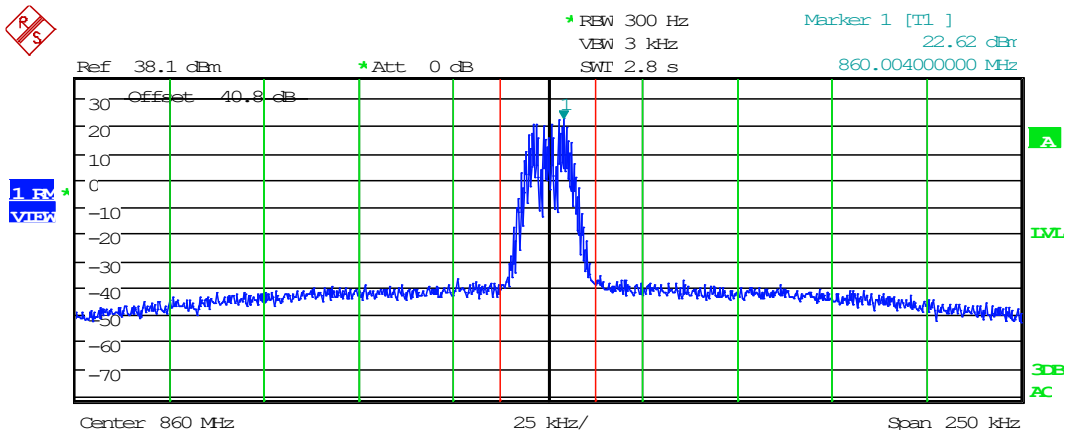

Tx Channel			
Bandwidth	25 kHz	Power	30.37 dBm
Adjacent Channel			
Bandwidth	25 kHz	*Lower	-53.54 dB
Spacing	37.5 kHz	*Upper	-53.06 dB
Alternate Channel			
Bandwidth	25 kHz	*Lower	-54.39 dB
Spacing	62.5 kHz	*Upper	-54.29 dB
2nd Alternate Channel			
Bandwidth	25 kHz	*Lower	-56.74 dB
Spacing	87.5 kHz	*Upper	-56.62 dB

Date: 3.JAN.2025 10:47:49

This test report shall not be reproduced except in full without the written and signed permission of Timco Engineering Inc., a subsidiary of Industrial Inspection & Analysis, Inc. (IIA).

8.10.5 Downlink, 25k, AGC, 868 MHz

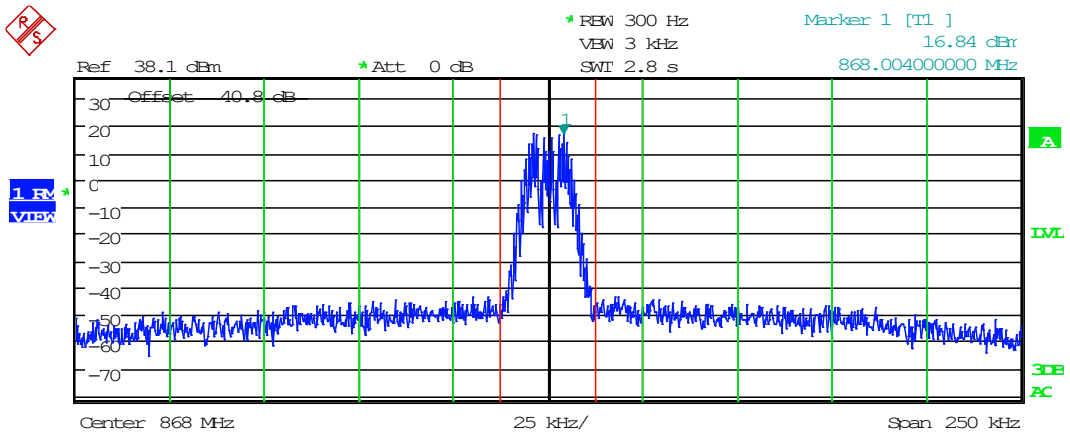

Tx Channel			
Bandwidth	25 kHz	Power	25.43 dBm
Adjacent Channel			
Bandwidth	25 kHz	*Lower	-56.32 dB
Spacing	37.5 kHz	*Upper	-56.11 dB
Alternate Channel			
Bandwidth	25 kHz	*Lower	-57.60 dB
Spacing	62.5 kHz	*Upper	-57.60 dB
2nd Alternate Channel			
Bandwidth	25 kHz	*Lower	-60.71 dB
Spacing	87.5 kHz	*Upper	-59.55 dB

Date: 3.JAN.2025 10:48:37

This test report shall not be reproduced except in full without the written and signed permission of Timco Engineering Inc., a subsidiary of Industrial Inspection & Analysis, Inc. (IIA).

8.10.6 Downlink, 25k, AGC+3, 868 MHz

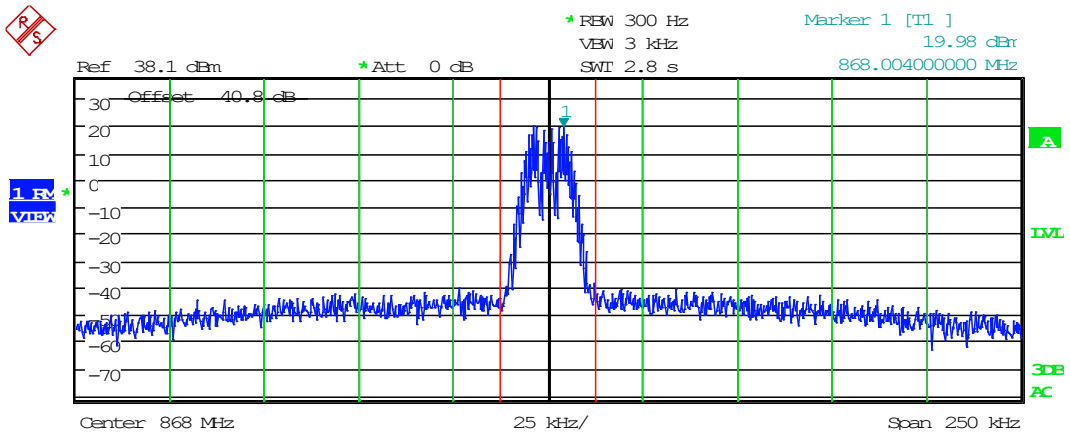

Tx Channel			
Bandwidth	25 kHz	Power	28.58 dBm
Adjacent Channel			
Bandwidth	25 kHz	*Lower	-56.58 dB
Spacing	37.5 kHz	*Upper	-55.68 dB
Alternate Channel			
Bandwidth	25 kHz	*Lower	-56.99 dB
Spacing	62.5 kHz	*Upper	-57.21 dB
2nd Alternate Channel			
Bandwidth	25 kHz	*Lower	-60.05 dB
Spacing	87.5 kHz	*Upper	-60.12 dB

Date: 3.JAN.2025 10:49:14

This test report shall not be reproduced except in full without the written and signed permission of Timco Engineering Inc., a subsidiary of Industrial Inspection & Analysis, Inc. (IIA).

8.10.7 Uplink, 25k, AGC, 809 MHz

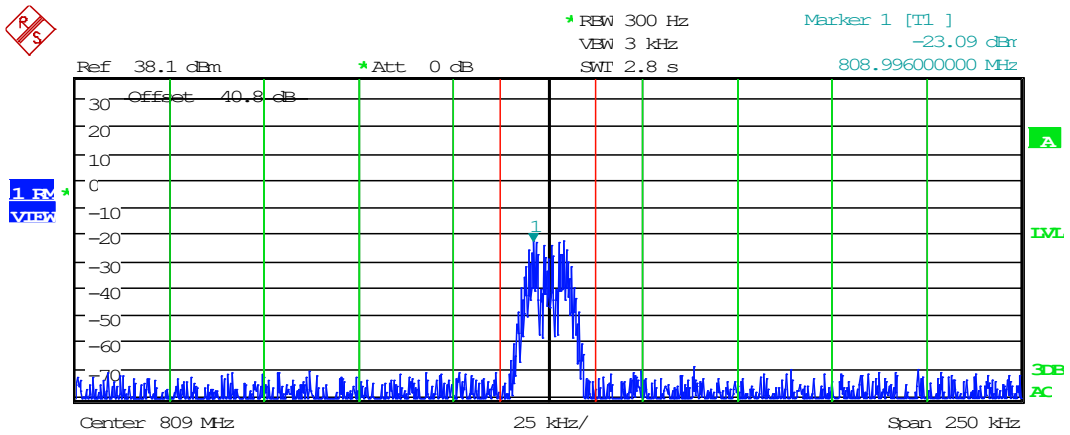

Tx Channel			
Bandwidth	25 kHz	Power	-14.52 dBm
Adjacent Channel			
Bandwidth	25 kHz	*Lower	-45.25 dB
Spacing	37.5 kHz	*Upper	-45.23 dB
Alternate Channel			
Bandwidth	25 kHz	*Lower	-45.44 dB
Spacing	62.5 kHz	*Upper	-46.01 dB
2nd Alternate Channel			
Bandwidth	25 kHz	*Lower	-45.79 dB
Spacing	87.5 kHz	*Upper	-45.16 dB

Date: 3.JAN.2025 13:34:38

This test report shall not be reproduced except in full without the written and signed permission of Timco Engineering Inc., a subsidiary of Industrial Inspection & Analysis, Inc. (IIA).

8.10.8 Uplink, 25k, AGC+3, 809 MHz

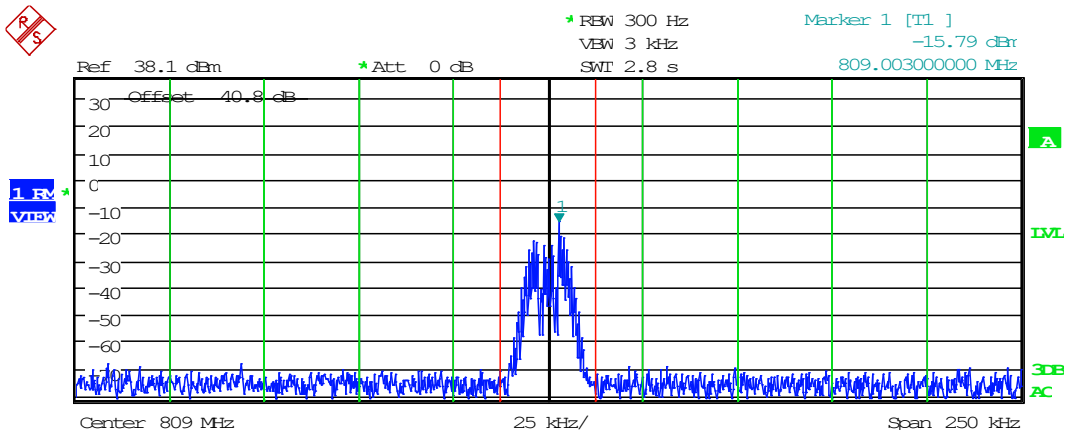

Tx Channel			
Bandwidth	25 kHz	Power	-12.27 dBm
Adjacent Channel			
Bandwidth	25 kHz	*Lower	-44.29 dB
Spacing	37.5 kHz	*Upper	-44.43 dB
Alternate Channel			
Bandwidth	25 kHz	*Lower	-44.19 dB
Spacing	62.5 kHz	*Upper	-44.60 dB
2nd Alternate Channel			
Bandwidth	25 kHz	*Lower	-43.91 dB
Spacing	87.5 kHz	*Upper	-44.97 dB

Date: 3.JAN.2025 13:35:11

This test report shall not be reproduced except in full without the written and signed permission of Timco Engineering Inc., a subsidiary of Industrial Inspection & Analysis, Inc. (IIA).

8.10.9 Uplink, 25k, AGC, 815 MHz

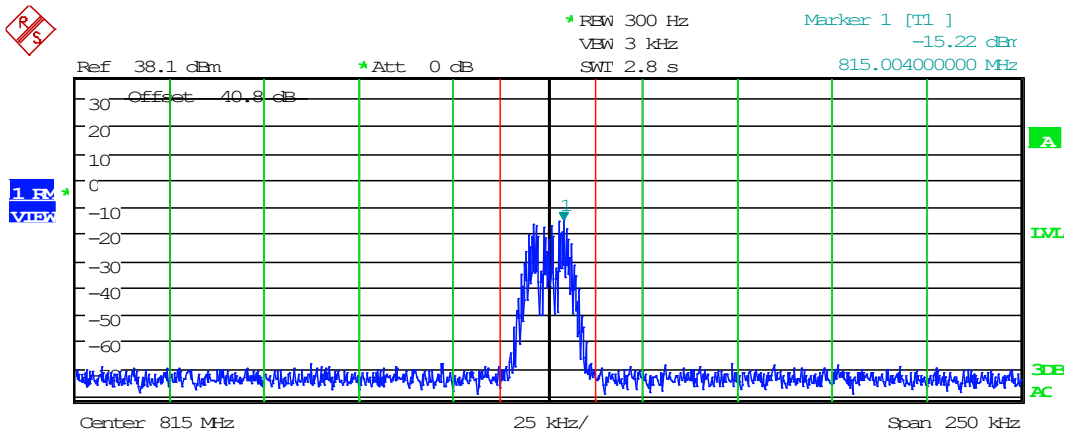

Tx Channel			
Bandwidth	25 kHz	Power	-7.39 dBm
Adjacent Channel			
Bandwidth	25 kHz	*Lower	-47.22 dB
Spacing	37.5 kHz	*Upper	-47.25 dB
Alternate Channel			
Bandwidth	25 kHz	*Lower	-47.35 dB
Spacing	62.5 kHz	*Upper	-47.30 dB
2nd Alternate Channel			
Bandwidth	25 kHz	*Lower	-47.32 dB
Spacing	87.5 kHz	*Upper	-47.51 dB

Date: 3.JAN.2025 13:36:28

This test report shall not be reproduced except in full without the written and signed permission of Timco Engineering Inc., a subsidiary of Industrial Inspection & Analysis, Inc. (IIA).

8.10.10 Uplink, 25k, AGC+3, 815 MHz

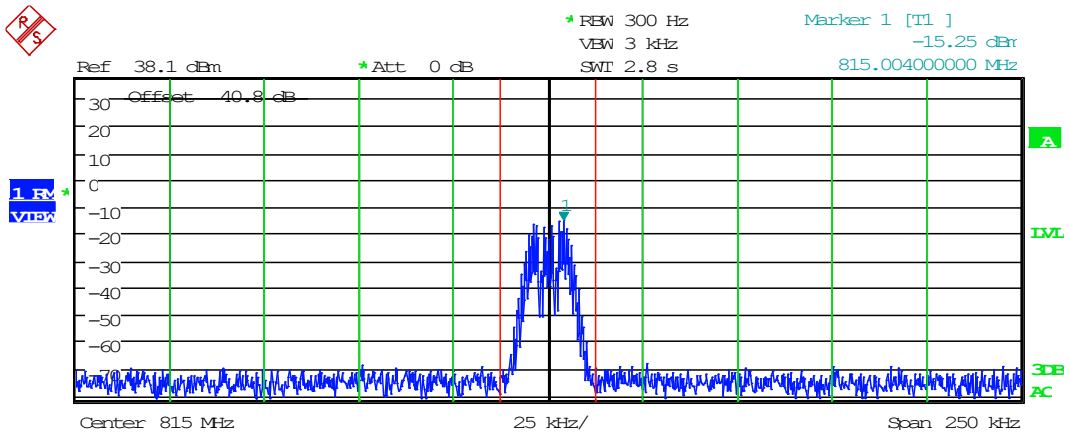

Tx Channel			
Bandwidth	25 kHz	Power	-7.43 dBm
Adjacent Channel			
Bandwidth	25 kHz	*Lower	-47.82 dB
Spacing	37.5 kHz	*Upper	-48.49 dB
Alternate Channel			
Bandwidth	25 kHz	*Lower	-48.60 dB
Spacing	62.5 kHz	*Upper	-48.87 dB
2nd Alternate Channel			
Bandwidth	25 kHz	*Lower	-48.90 dB
Spacing	87.5 kHz	*Upper	-48.72 dB

Date: 3.JAN.2025 13:36:58

This test report shall not be reproduced except in full without the written and signed permission of Timco Engineering Inc., a subsidiary of Industrial Inspection & Analysis, Inc. (IIA).

8.10.11 Uplink, 25k, AGC, 823 MHz

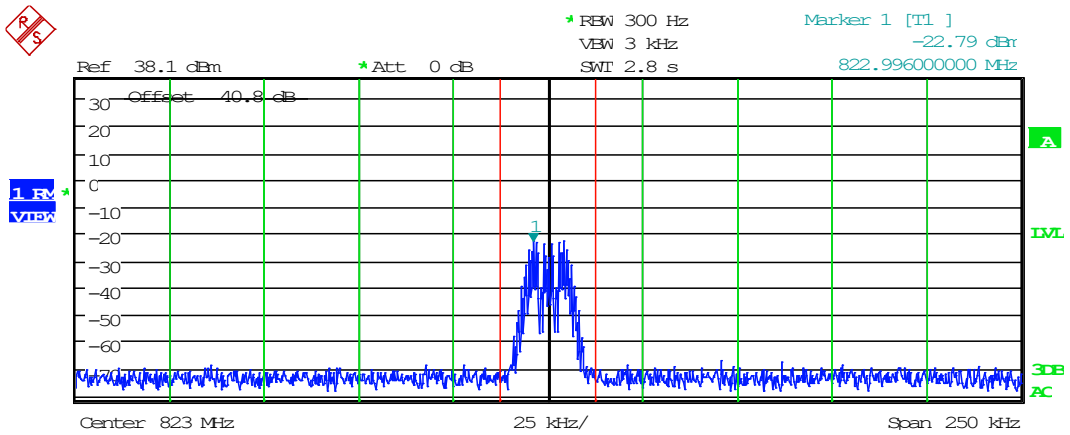

Tx Channel			
Bandwidth	25 kHz	Power	-14.14 dBm
Adjacent Channel			
Bandwidth	25 kHz	*Lower	-40.56 dB
Spacing	37.5 kHz	*Upper	-40.30 dB
Alternate Channel			
Bandwidth	25 kHz	*Lower	-40.47 dB
Spacing	62.5 kHz	*Upper	-40.55 dB
2nd Alternate Channel			
Bandwidth	25 kHz	*Lower	-40.67 dB
Spacing	87.5 kHz	*Upper	-40.26 dB

Date: 3.JAN.2025 13:38:07

This test report shall not be reproduced except in full without the written and signed permission of Timco Engineering Inc., a subsidiary of Industrial Inspection & Analysis, Inc. (IIA).

8.10.12 Uplink, 25k, AGC+3, 823 MHz

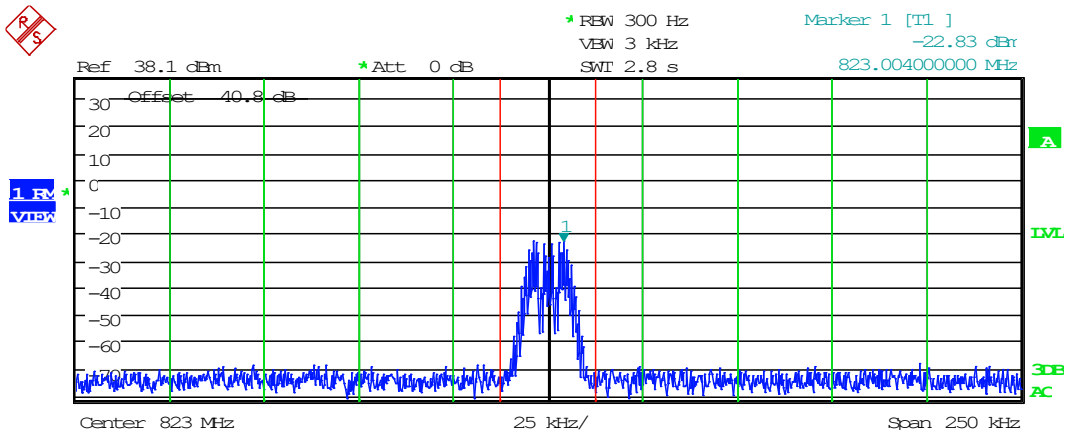

Tx Channel			
Bandwidth	25 kHz	Power	-14.22 dBm
Adjacent Channel			
Bandwidth	25 kHz	*Lower	-41.31 dB
Spacing	37.5 kHz	*Upper	-40.94 dB
Alternate Channel			
Bandwidth	25 kHz	*Lower	-40.94 dB
Spacing	62.5 kHz	*Upper	-41.27 dB
2nd Alternate Channel			
Bandwidth	25 kHz	*Lower	-40.79 dB
Spacing	87.5 kHz	*Upper	-40.83 dB

Date: 3.JAN.2025 13:38:45

This test report shall not be reproduced except in full without the written and signed permission of Timco Engineering Inc., a subsidiary of Industrial Inspection & Analysis, Inc. (IIA).

9. ANNEX-B – Test Setup Photographs

Test setup photographs are located in a separate supplementary ANNEX-B document.

10. History of Test Report Changes

Test Report #	Revision #	Description	Date of Issue
TR_19228-25_FCC 90_800_Booster Class B_	1	Initial release	12/23/2024
	2	3.2 updated	2/26/2025
	3	Updated pages 1, 11	4/1/2025
	4	Updated brief description	05/22/2025

This test report shall not be reproduced except in full without the written and signed permission of Timco Engineering Inc., a subsidiary of Industrial Inspection & Analysis, Inc. (IIA).

END OF TEST REPORT

This test report shall not be reproduced except in full without the written and signed permission of Timco Engineering Inc., a subsidiary of Industrial Inspection & Analysis, Inc. (IIA).