Z (mm)	0.00	4.00	9.00	14.00	19.00	24.00	29.00
SAR (W/Kg)	4.2013	2.6095	1.3926	0.7715	0.4386	0.2522	0.1486

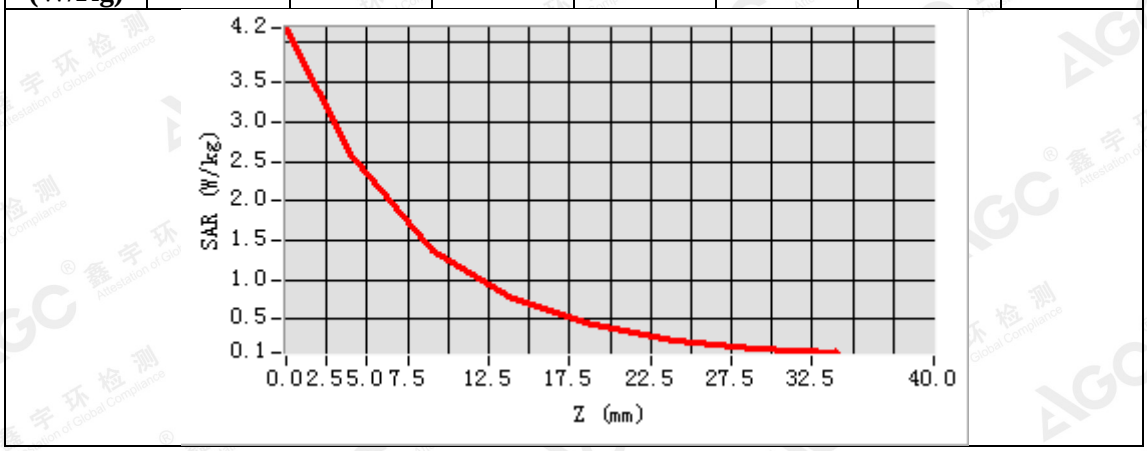

3D screen shot	Hot spot position
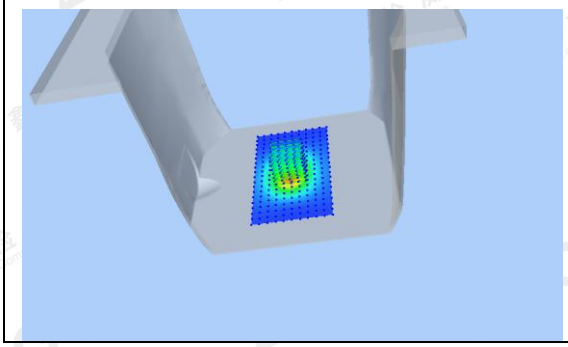	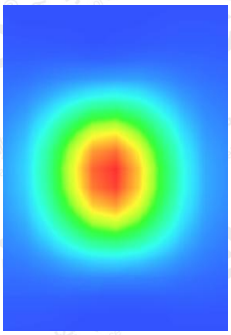

The results shown in this test report refer only to the sample(s) tested unless otherwise stated and the sample(s) are retained for 30 days only. The document is issued by AGC, this document cannot be reproduced except in full with our prior written permission. The more details and the authenticity of the report will be confirmed at http://www.agc-cert.com.

Test Laboratory: AGC Lab **Date: June 25,2018**
System Check Body 1900MHz
DUT: Dipole 1900 MHz; Type: SID 1900
Communication System: CW; Communication System Band: D1900 (1900.0 MHz); Duty Cycle:1:1; Conv.F=2.39
Frequency: 1900 MHz; Medium parameters used: f = 1900 MHz; σ=1.52 mho/m; εr =53.22; ρ= 1000 kg/m³ ;
Phantom section: Flat Section; Input Power=18dBm
Ambient temperature (℃):21.8, Liquid temperature (℃): 21.5

SATIMO Configuration:
Probe: SSE2; Calibrated: Aug. 08,2017; Serial No.: SN 08/16 EPGO282
- Sensor-Surface: 4mm (Mechanical Surface Detection)
- Phantom: SAM twin phantom
- Measurement SW: OpenSAR V4_02_32

Configuration/System Check 1900MHz Body/Area Scan: Measurement grid: dx=8mm, dy=8mm
Configuration/System Check 1900MHz Body/Zoom Scan: Measurement grid: dx=8mm,dy=8mm, dz=5mm

SURFACE SAR	VOLUME SAR
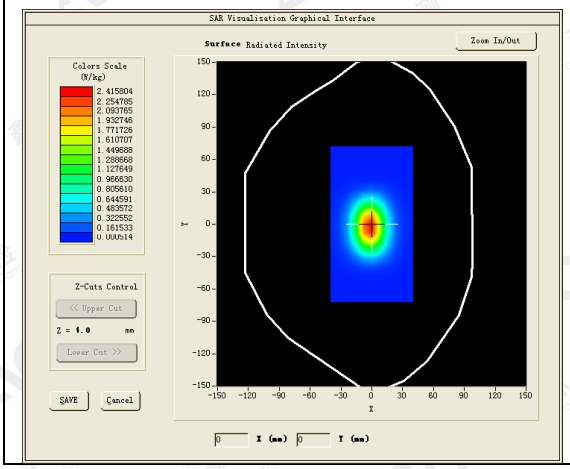	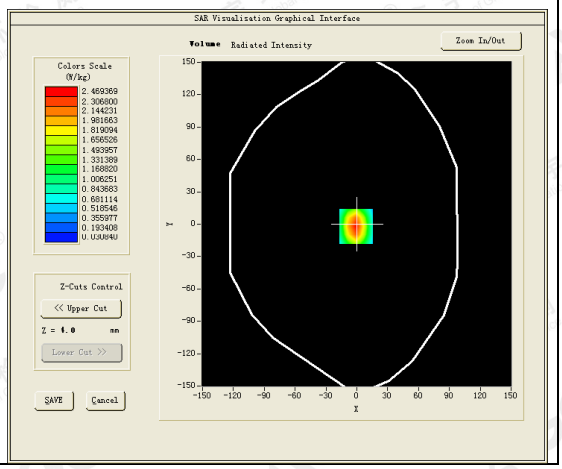

Maximum location: X=-1.00, Y=-1.00
SAR Peak: 4.00 W/kg

SAR 10g (W/Kg)	1.192135
SAR 1g (W/Kg)	2.350741

The results shown in this test report refer only to the sample(s) tested unless otherwise stated and the sample(s) are retained for 30 days only. The document is issued by AGC, this document cannot be reproduced except in full with our prior written permission. The more details and the authenticity of the report will be confirmed at http://www.agc-cert.com.

Z (mm)	0.00	4.00	9.00	14.00	19.00	24.00	29.00
SAR (W/Kg)	3.9953	2.4778	1.3263	0.7351	0.4077	0.2305	0.1352

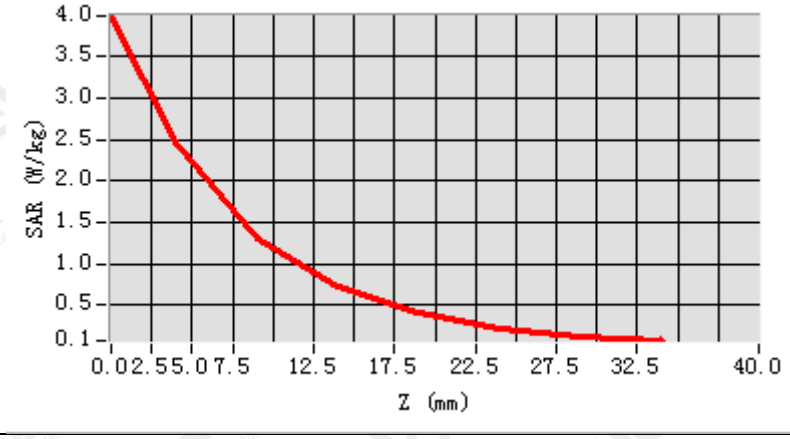

3D screen shot	Hot spot position
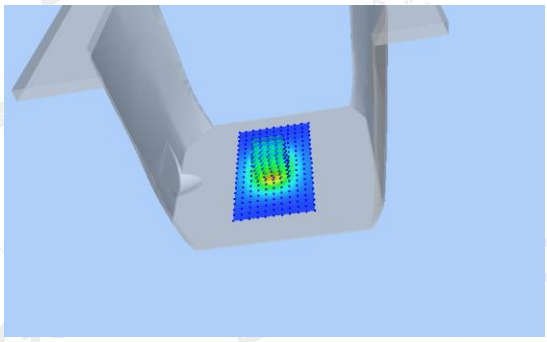	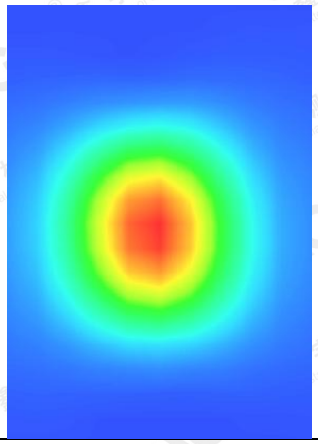

The results shown in this test report refer only to the sample(s) tested unless otherwise stated and the sample(s) are retained for 30 days only. The document is issued by AGC, this document cannot be reproduced except in full with our prior written permission. The more details and the authenticity of the report will be confirmed at http://www.agc-cert.com.

Test Laboratory: AGC Lab **Date: June 29,2018**
System Check Head 2450 MHz
DUT: Dipole 2450 MHz Type: SID 2450
Communication System CW; Communication System Band: D2450 (2450.0 MHz); Duty Cycle: 1:1; Conv.F=2.52
Frequency: 2450 MHz; Medium parameters used: f = 2450 MHz; σ=1.77 mho/m; εr =39.26; ρ= 1000 kg/m³ ;
Phantom section: Flat Section; Input Power=18dBm
Ambient temperature (℃):21.9, Liquid temperature (℃): 21.3

SATIMO Configuration
- Probe: SSE2; Calibrated: Aug. 08,2017; Serial No.: SN 08/16 EPGO282
- Sensor-Surface: 4mm (Mechanical Surface Detection)
- Phantom: SAM twin phantom
- Measurement SW: OpenSAR V4_02_32

Configuration/System Check 2450MHz Head/Area Scan: Measurement grid: dx=8mm, dy=8mm
Configuration/System Check 2450MHz Head/Zoom Scan: Measurement grid: dx=5mm,dy=5mm, dz=5mm

SURFACE SAR	VOLUME SAR
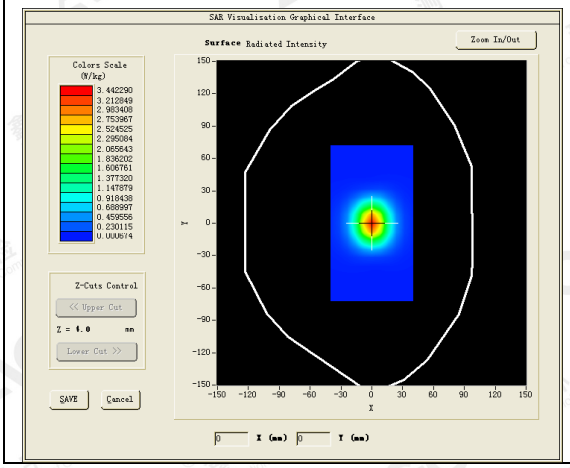	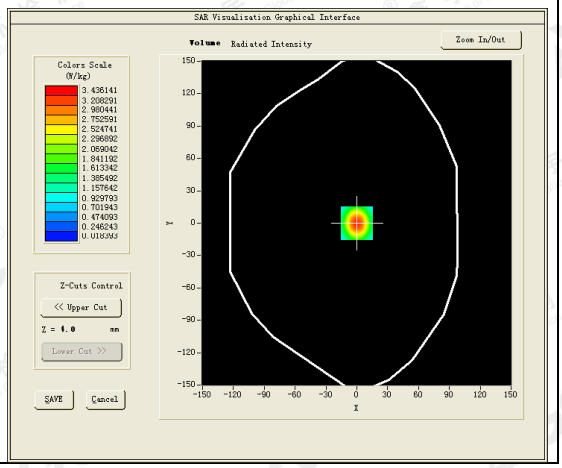

Maximum location: X=1.00, Y=1.00
SAR Peak: 5.95 W/kg

SAR 10g (W/Kg)	1.499452
SAR 1g (W/Kg)	3.231578

The results shown in this test report refer only to the sample(s) tested unless otherwise stated and the sample(s) are retained for 30 days only. The document is issued by AGC, this document cannot be reproduced except in full with our prior written permission. The more details and the authenticity of the report will be confirmed at http://www.agc-cert.com.

Z (mm)	0.00	4.00	9.00	14.00	19.00	24.00	29.00
SAR (W/Kg)	5.9844	3.4402	1.6056	0.7711	0.3726	0.1833	0.0912

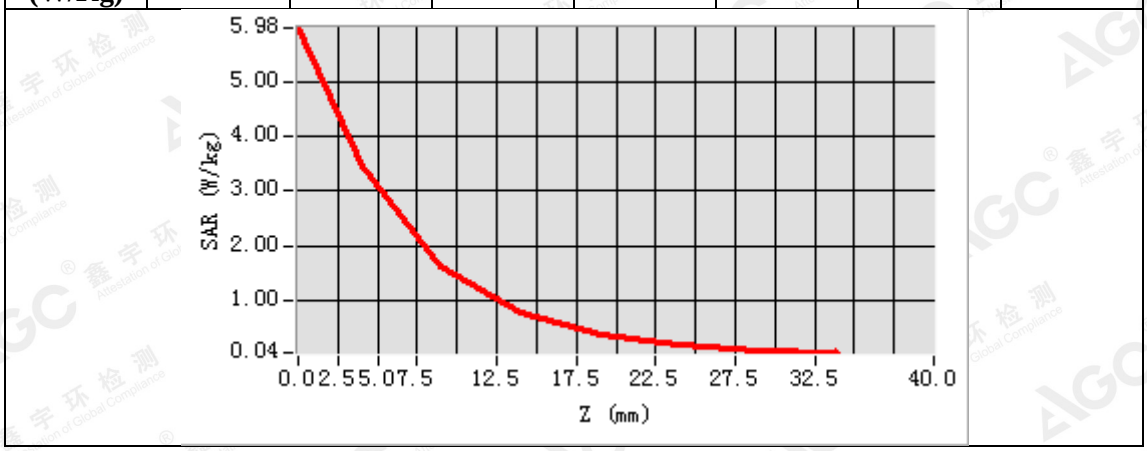

3D screen shot	Hot spot position
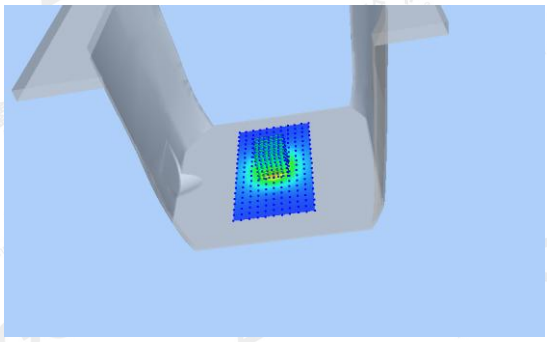	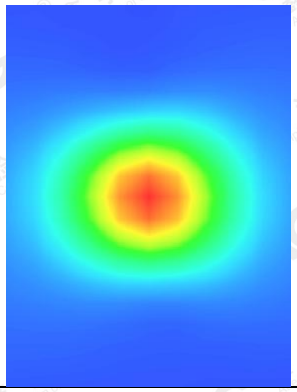

The results shown in this test report refer only to the sample(s) tested unless otherwise stated and the sample(s) are retained for 30 days only. The document is issued by AGC, this document cannot be reproduced except in full with our prior written permission. The more details and the authenticity of the report will be confirmed at http://www.agc-cert.com.

Test Laboratory: AGC Lab **Date: June 29,2018**
System Check Body 2450 MHz
DUT: Dipole 2450 MHz Type: SID 2450
Communication System CW; Communication System Band: D2450 (2450.0 MHz); Duty Cycle: 1:1; Conv.F=2.58
Frequency: 2450 MHz; Medium parameters used: f = 2450 MHz; σ=1.92 mho/m; εr =53.59; ρ= 1000 kg/m³ ;
Phantom section: Flat Section; Input Power=18dBm
Ambient temperature (℃):21.9, Liquid temperature (℃): 21.5

SATIMO Configuration
- Probe: SSE2; Calibrated: Aug. 08,2017; Serial No.: SN 08/16 EPGO282
- Sensor-Surface: 4mm (Mechanical Surface Detection)
- Phantom: SAM twin phantom
- Measurement SW: OpenSAR V4_02_32

Configuration/System Check 2450MHz Body/Area Scan: Measurement grid: dx=8mm, dy=8mm
Configuration/System Check 2450MHz Body/Zoom Scan: Measurement grid: dx=5mm,dy=5mm, dz=5mm

SURFACE SAR	VOLUME SAR
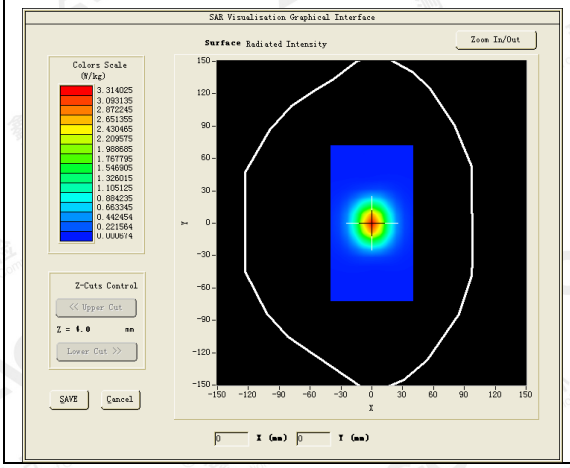	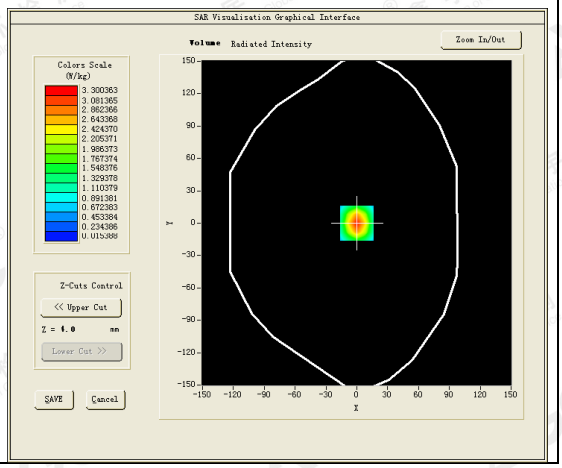

Maximum location: X=0.00, Y=0.00
SAR Peak: 5.70 W/kg

SAR 10g (W/Kg)	1.435126
SAR 1g (W/Kg)	3.117495

The results shown in this test report refer only to the sample(s) tested unless otherwise stated and the sample(s) are retained for 30 days only. The document is issued by AGC, this document cannot be reproduced except in full with our prior written permission. The more details and the authenticity of the report will be confirmed at http://www.agc-cert.com.

Z (mm)	0.00	4.00	9.00	14.00	19.00	24.00	29.00
SAR (W/Kg)	5.7463	3.3052	1.5395	0.7366	0.3522	0.1719	0.0880

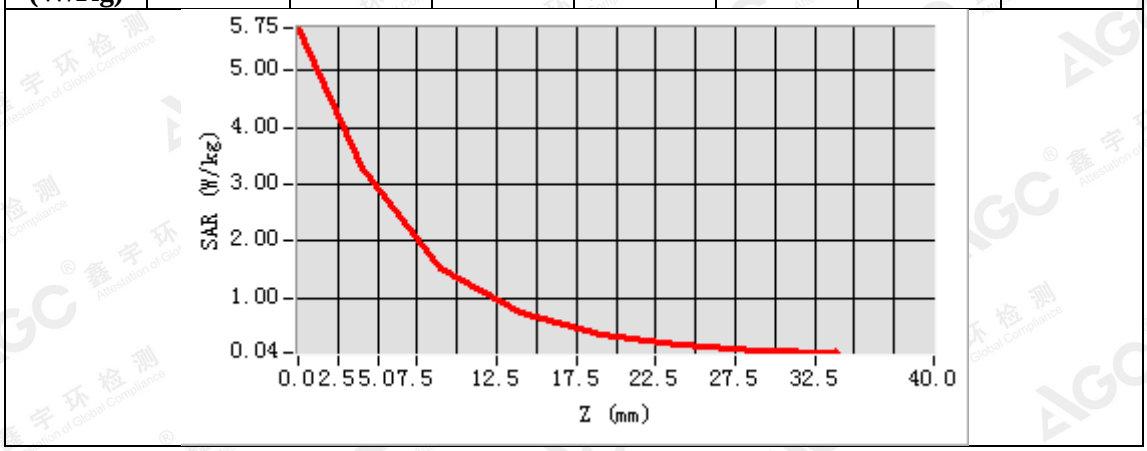

3D screen shot	Hot spot position
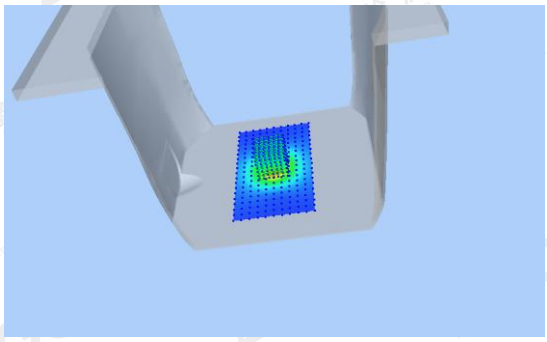	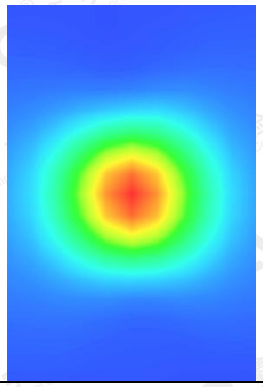

The results shown in this test report refer only to the sample(s) tested unless otherwise stated and the sample(s) are retained for 30 days only. The document is issued by AGC, this document cannot be reproduced except in full with our prior written permission. The more details and the authenticity of the report will be confirmed at http://www.agc-cert.com.

APPENDIX B. SAR MEASUREMENT DATA

Test Laboratory: AGC Lab **Date: July 05,2018**
GSM 850 Mid- Touch-Right <SIM 1>
DUT: Smartphone; Type: VOLT_5XL

Communication System: Generic GSM; Communication System Band: GSM 850; Duty Cycle: 1:8.3; Conv.F=1.74; Frequency: 836.6 MHz; Medium parameters used: f = 835 MHz; σ= 0.91 mho/m; εr = 41.77; ρ= 1000 kg/m³ ;
Phantom section: Right Section
Ambient temperature (℃): 22.1, Liquid temperature (℃): 21.2

SATIMO Configuration:
- Probe: SSE2; Calibrated: Aug. 08,2017; Serial No.: SN 08/16 EPGO282
- Sensor-Surface: 4mm (Mechanical Surface Detection)
- Phantom: SAM twin phantom
- Measurement SW: OpenSAR V4_02_32

Configuration/GSM 850 Mid-Touch-Right/Area Scan: Measurement grid: dx=8mm, dy=8mm
Configuration/GSM 850 Mid-Touch-Right/Zoom Scan: Measurement grid: dx=8mm,dy=8mm, dz=5mm;

Area Scan	sam_direct_droit2_surf8mm.txt
ZoomScan	5x5x7,dx=8mm dy=8mm dz=5mm,Complete
Phantom	Right head
Device Position	Cheek
Band	GSM 850
Channels	Middle
Signal	TDMA (Crest factor: 8.0)

SURFACE SAR	VOLUME SAR
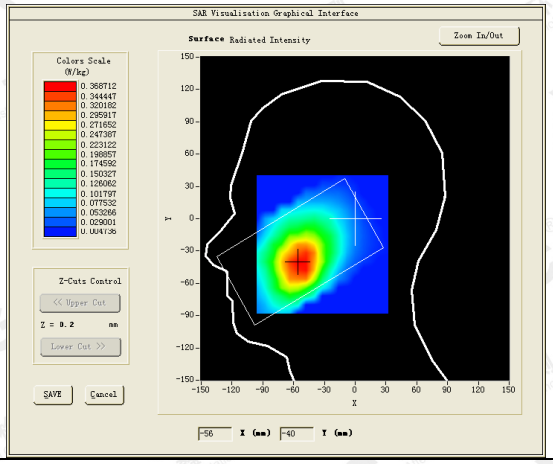	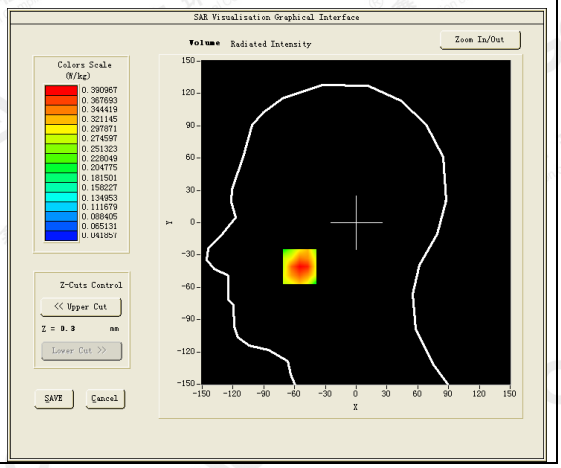

Maximum location: X=-55.00, Y=-41.00
SAR Peak: 0.51 W/kg

SAR 10g (W/Kg)	0.261263
SAR 1g (W/Kg)	0.372337

The results shown in this test report refer only to the sample(s) tested unless otherwise stated and the sample(s) are retained for 30 days only. The document is issued by AGC, this document cannot be reproduced except in full with our prior written permission. The more details and the authenticity of the report will be confirmed at http://www.agc-cert.com.

Z (mm)	0.00	4.00	9.00	14.00	19.00	24.00	29.00
SAR (W/Kg)	0.4758	0.3910	0.3037	0.2317	0.1802	0.1373	0.1080

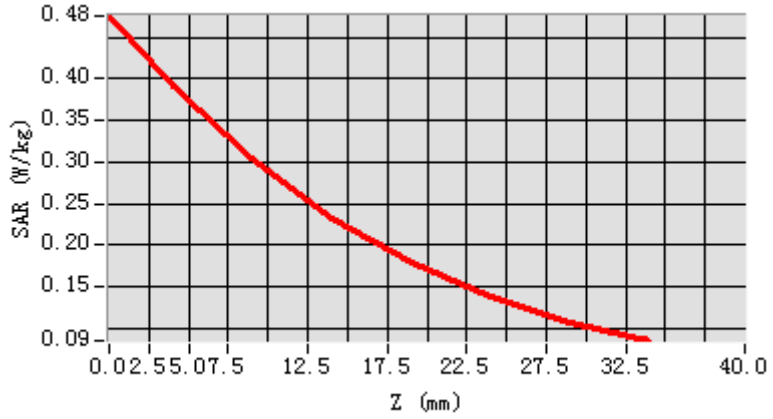

3D screen shot	Hot spot position
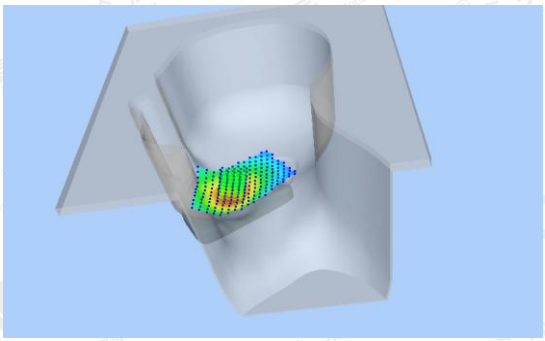	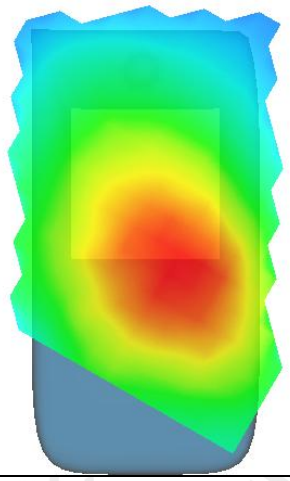

The results shown in this test report refer only to the sample(s) tested unless otherwise stated and the sample(s) are retained for 30 days only. The document is issued by AGC, this document cannot be reproduced except in full with our prior written permission. The more details and the authenticity of the report will be confirmed at http://www.agc-cert.com.

Test Laboratory: AGC Lab **Date: July 05,2018**
GSM 850 High- Body- Back (MS)<SIM 1>
DUT: Smartphone; Type: VOLT_5XL

Communication System: Generic GSM; Communication System Band: GSM 850; Duty Cycle: 1:8.3; Conv.F=1.81; Frequency: 848.8 MHz; Medium parameters used: f = 835 MHz; σ= 0.98 mho/m; εr = 53.57; ρ= 1000 kg/m³ ;
Phantom section: Flat Section
Ambient temperature (℃): 22.1, Liquid temperature (℃): 21.5

SATIMO Configuration:
- Probe: SSE2; Calibrated: Aug. 08,2017; Serial No.: SN 08/16 EPGO282
- Sensor-Surface: 4mm (Mechanical Surface Detection)
- Phantom: SAM twin phantom
- Measurement SW: OpenSAR V4_02_32

Configuration/GSM 850 High-Body-Back/Area Scan: Measurement grid: dx=8mm, dy=8mm
Configuration/GSM 850 High-Body-Back/Zoom Scan: Measurement grid: dx=8mm,dy=8mm, dz=5mm;

Area Scan	sam_direct_droit2_surf8mm.txt
ZoomScan	5x5x7,dx=8mm dy=8mm dz=5mm,Complete
Phantom	Validation plane
Device Position	Body Back
Band	GSM 850
Channels	High
Signal	TDMA (Crest factor: 8.0)

SURFACE SAR	VOLUME SAR
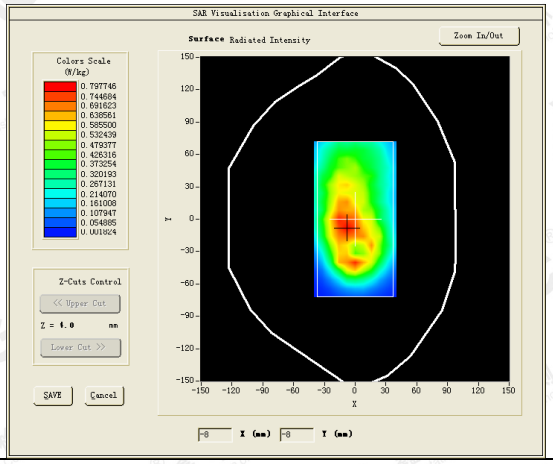	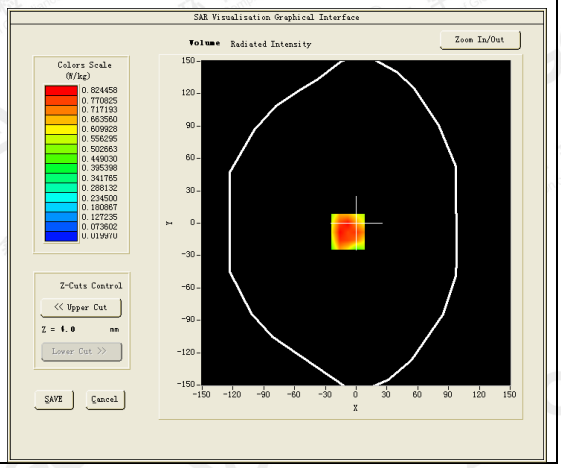

Maximum location: X=-8.00, Y=-8.00
SAR Peak: 1.21 W/kg

SAR 10g (W/Kg)	0.512896
SAR 1g (W/Kg)	0.797835

The results shown in this test report refer only to the sample(s) tested unless otherwise stated and the sample(s) are retained for 30 days only. The document is issued by AGC, this document cannot be reproduced except in full with our prior written permission. The more details and the authenticity of the report will be confirmed at http://www.agc-cert.com.

Z (mm)	0.00	4.00	9.00	14.00	19.00	24.00	29.00
SAR (W/Kg)	1.3247	0.8245	0.4638	0.3824	0.1790	0.1943	0.0745

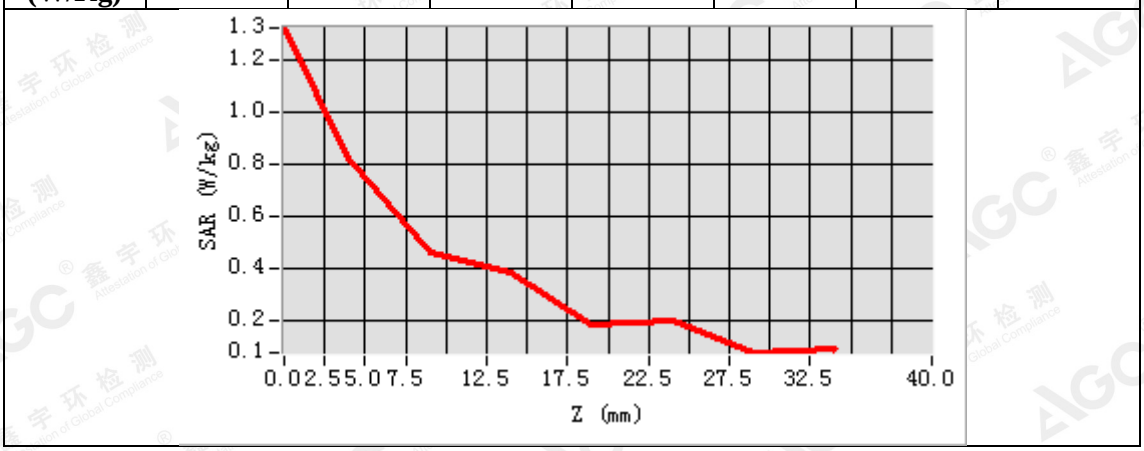

3D screen shot	Hot spot position
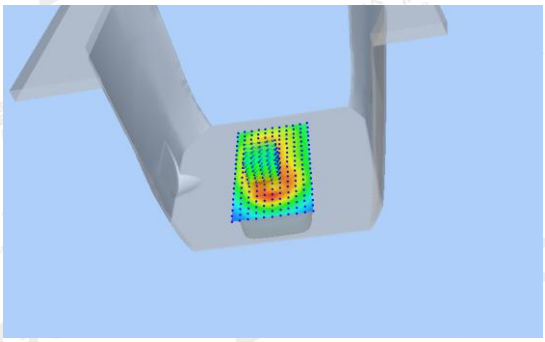	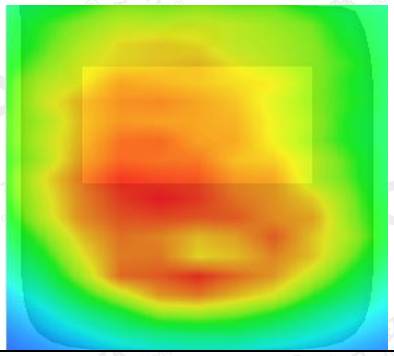

The results shown in this test report refer only to the sample(s) tested unless otherwise stated and the sample(s) are retained for 30 days only. The document is issued by AGC, this document cannot be reproduced except in full with our prior written permission. The more details and the authenticity of the report will be confirmed at http://www.agc-cert.com.

Test Laboratory: AGC Lab **Date: July 05,2018**
GPRS 850 Low- Body- Back (3up)
DUT: Smartphone; Type: VOLT_5XL

Communication System: GPRS-3 Slot; Communication System Band: GSM 850; Duty Cycle: 1:2.7; Conv.F=1.81; Frequency: 824.2 MHz; Medium parameters used: f = 835 MHz; σ= 0.93 mho/m; εr = 56.38; ρ= 1000 kg/m³ ;
Phantom section: Flat Section
Ambient temperature (℃): 22.1, Liquid temperature (℃): 21.5

SATIMO Configuration:
- Probe: SSE2; Calibrated: Aug. 08,2017; Serial No.: SN 08/16 EPGO282
- Sensor-Surface: 4mm (Mechanical Surface Detection)
- Phantom: SAM twin phantom
- Measurement SW: OpenSAR V4_02_32

Configuration/GPRS 850 Low-Body-Back/Area Scan: Measurement grid: dx=8mm, dy=8mm
Configuration/GPRS 850 Low-Body-Back/Zoom Scan: Measurement grid: dx=8mm,dy=8mm, dz=5mm;

Area Scan	sam_direct_droit2_surf8mm.txt
Zoom Scan	5x5x7,dx=8mm dy=8mm dz=5mm,Complete
Phantom	Validation plane
Device Position	Body Back
Band	GSM 850
Channels	Low
Signal	TDMA (Crest factor: 2.7)

SURFACE SAR	VOLUME SAR
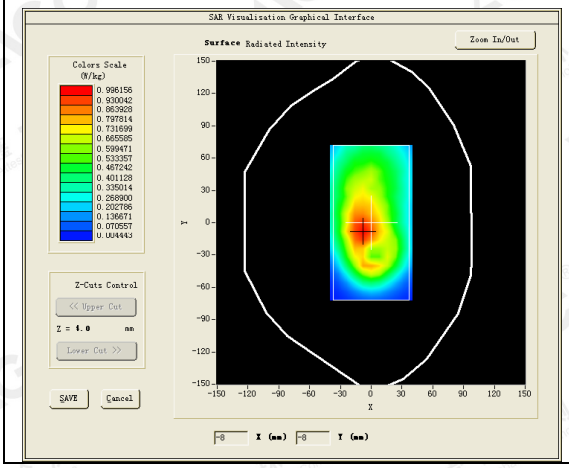	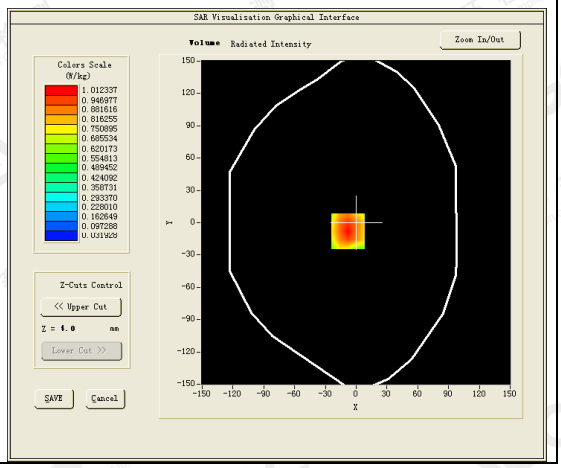

Maximum location: X=-8.00, Y=-8.00
SAR Peak: 1.44 W/kg

SAR 10g (W/Kg)	0.657952
SAR 1g (W/Kg)	0.987385

The results shown in this test report refer only to the sample(s) tested unless otherwise stated and the sample(s) are retained for 30 days only. The document is issued by AGC, this document cannot be reproduced except in full with our prior written permission. The more details and the authenticity of the report will be confirmed at http://www.agc-cert.com.

Z (mm)	0.00	4.00	9.00	14.00	19.00	24.00	29.00
SAR (W/Kg)	1.4297	1.0123	0.6758	0.4793	0.3447	0.2198	0.1533

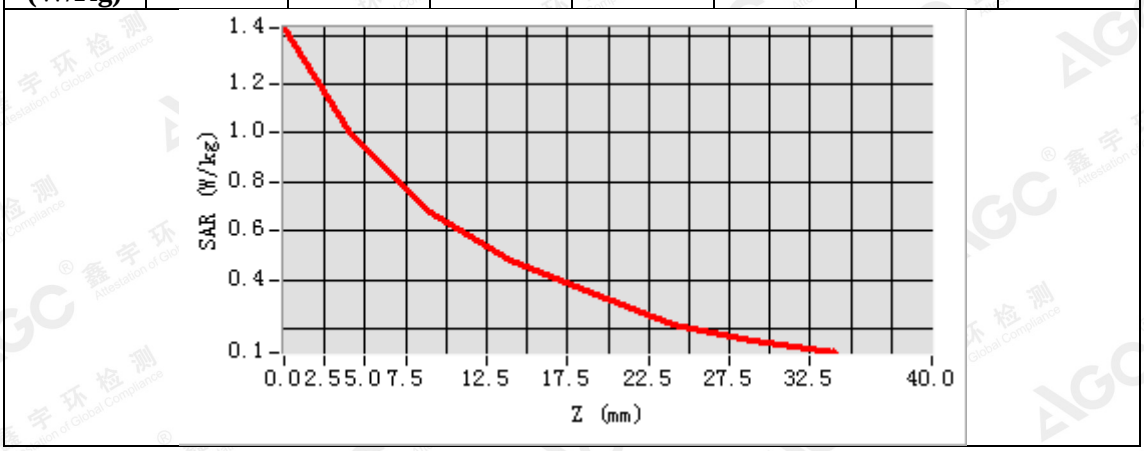

3D screen shot	Hot spot position
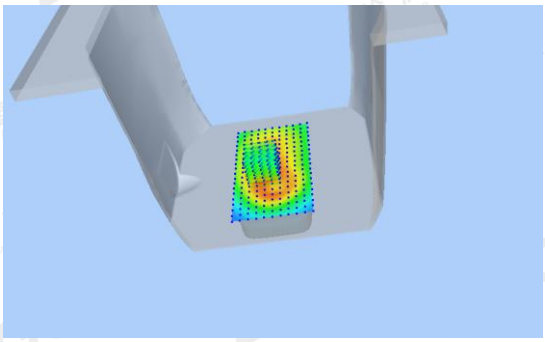	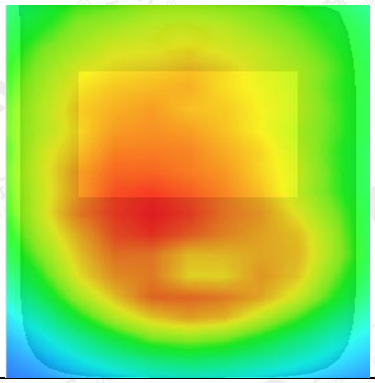

The results shown in this test report refer only to the sample(s) tested unless otherwise stated and the sample(s) are retained for 30 days only. The document is issued by AGC, this document cannot be reproduced except in full with our prior written permission. The more details and the authenticity of the report will be confirmed at http://www.agc-cert.com.

Test Laboratory: AGC Lab **Date: July 07,2018**
PCS 1900 Mid-Touch- Left <SIM 1>
DUT: Smartphone; Type: VOLT_5XL

Communication System: Generic GSM; Communication System Band: PCS 1900; Duty Cycle: 1:8.3; Conv.F=2.32; Frequency: 1880 MHz; Medium parameters used: f = 1900 MHz; σ= 1.39 mho/m; εr =40.57; ρ= 1000 kg/m³ ;
Phantom section: Left Section
Ambient temperature (℃): 22.1, Liquid temperature (℃): 21.7

SATIMO Configuration:
- Probe: SSE2; Calibrated: Aug. 08,2017; Serial No.: SN 08/16 EPGO282
- Sensor-Surface: 4mm (Mechanical Surface Detection)
- Phantom: SAM twin phantom
- Measurement SW: OpenSAR V4_02_35

Configuration/PCS1900 Mid-Touch-Left/Area Scan: Measurement grid: dx=8mm, dy=8mm
Configuration/PCS1900 Mid-Touch-Left/Zoom Scan: Measurement grid: dx=8mm,dy=8mm, dz=5mm;

Area Scan	sam_direct_droit2_surf8mm.txt
ZoomScan	5x5x7,dx=8mm dy=8mm dz=5mm,Complete
Phantom	Left head
Device Position	Cheek
Band	PCS 1900
Channels	Middle
Signal	TDMA (Crest factor: 8.0)

SURFACE SAR	VOLUME SAR
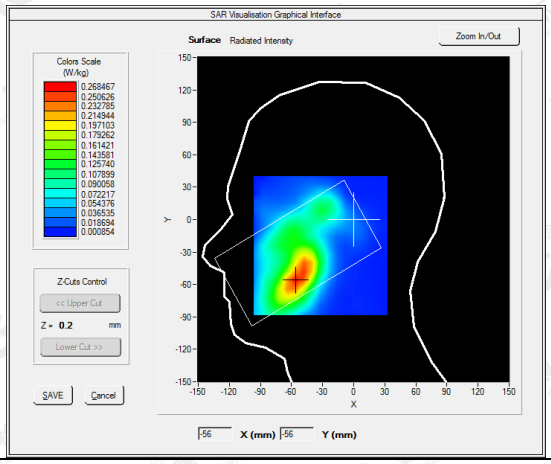	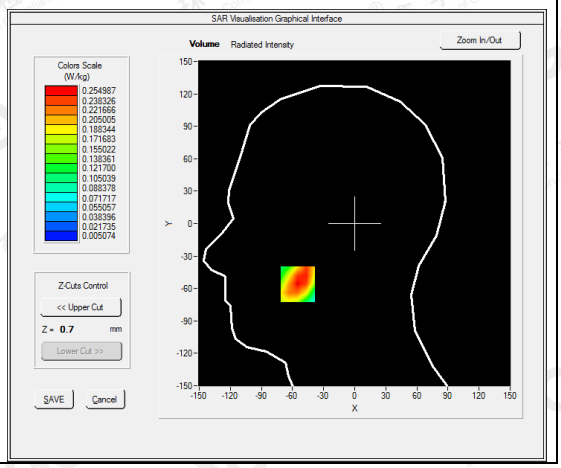

Maximum location: X=-55.00, Y=-56.00
SAR Peak: 0.39 W/kg

SAR 10g (W/Kg)	0.145709
SAR 1g (W/Kg)	0.246987

The results shown in this test report refer only to the sample(s) tested unless otherwise stated and the sample(s) are retained for 30 days only. The document is issued by AGC, this document cannot be reproduced except in full with our prior written permission. The more details and the authenticity of the report will be confirmed at http://www.agc-cert.com.

Z (mm)	0.00	4.00	9.00	14.00	19.00	24.00	29.00
SAR (W/Kg)	0.3631	0.2550	0.1615	0.0981	0.0630	0.0431	0.0278

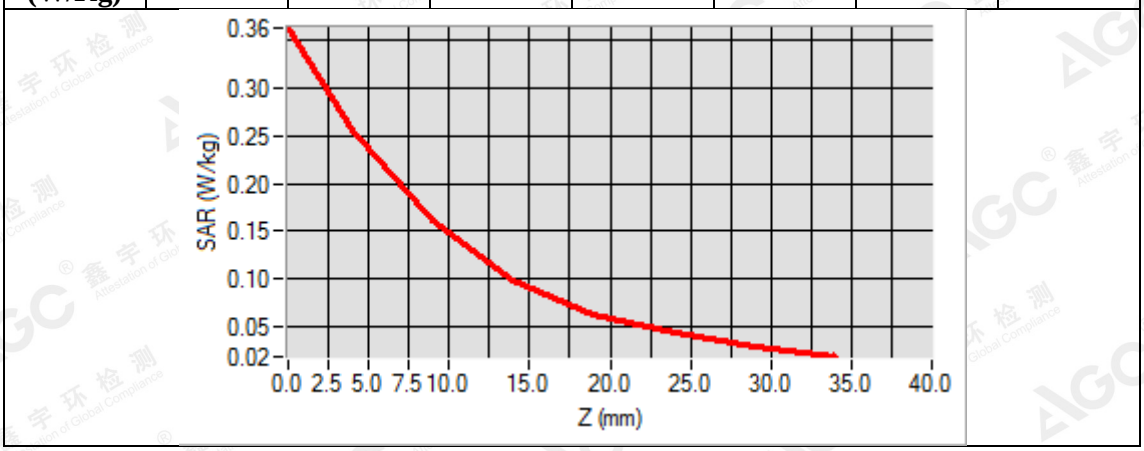

3D screen shot	Hot spot position
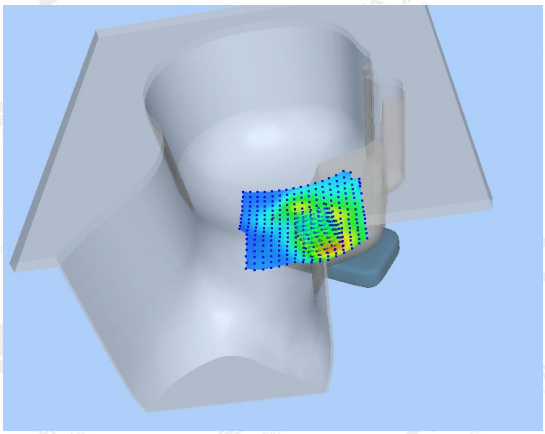	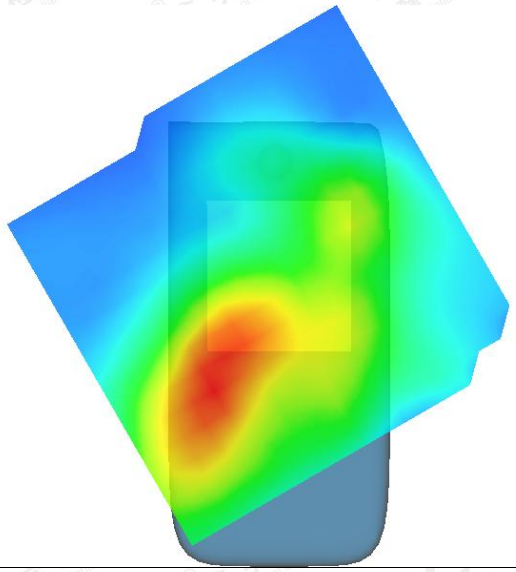

The results shown in this test report refer only to the sample(s) tested unless otherwise stated and the sample(s) are retained for 30 days only. The document is issued by AGC, this document cannot be reproduced except in full with our prior written permission. The more details and the authenticity of the report will be confirmed at http://www.agc-cert.com.

Test Laboratory: AGC Lab **Date: July 04,2018**
PCS 1900 Mid-Body-Back (MS)<SIM 1>
DUT: Smartphone; Type: VOLT_5XL

Communication System: Generic GSM; Communication System Band: PCS 1900; Duty Cycle: 1:8.3; Conv.F=2.39;
Frequency: 1880 MHz; Medium parameters used: f = 1900 MHz; σ= 1.50 mho/m; εr =54.07; ρ= 1000 kg/m³ ;
Phantom section: Flat Section
Ambient temperature (℃): 22.3, Liquid temperature (℃): 21.9

SATIMO Configuration:
- Probe: SSE2; Calibrated: Aug. 08,2017; Serial No.: SN 08/16 EPGO282
- Sensor-Surface: 4mm (Mechanical Surface Detection)
- Phantom: SAM twin phantom
- Measurement SW: OpenSAR V4_02_32

Configuration/PCS1900 Mid-Body-Back/Area Scan: Measurement grid: dx=8mm, dy=8mm
Configuration/PCS1900 Mid-Body-Back/Zoom Scan: Measurement grid: dx=8mm,dy=8mm, dz=5mm;

Area Scan	sam_direct_droit2_surf8mm.txt
ZoomScan	5x5x7,dx=8mm dy=8mm dz=5mm,Complete
Phantom	Validation plane
Device Position	Body Back
Band	PCS 1900
Channels	Middle
Signal	TDMA (Crest factor: 8.0)

SURFACE SAR	VOLUME SAR
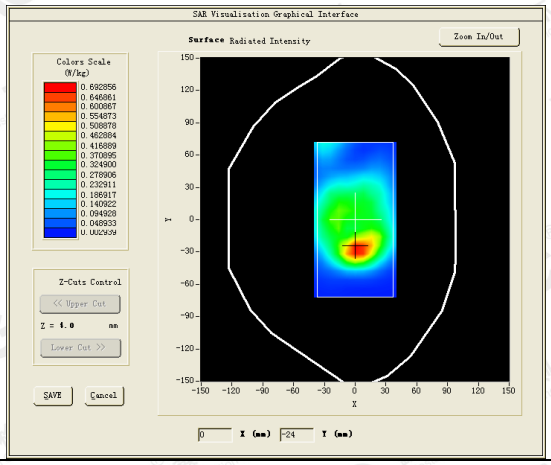	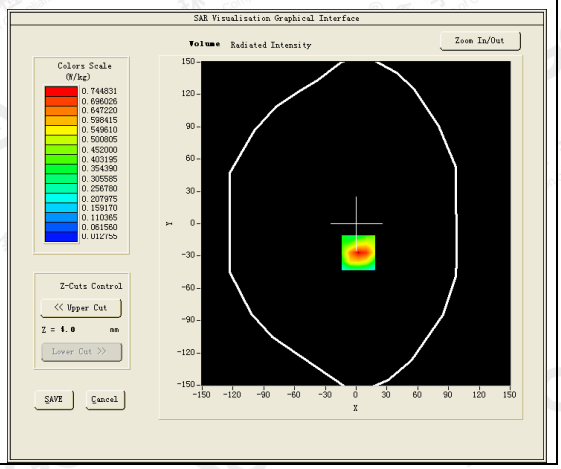

Maximum location: X=2.00, Y=-27.00
SAR Peak: 1.18 W/kg

SAR 10g (W/Kg)	0.365063
SAR 1g (W/Kg)	0.696706

The results shown in this test report refer only to the sample(s) tested unless otherwise stated and the sample(s) are retained for 30 days only. The document is issued by AGC, this document cannot be reproduced except in full with our prior written permission. The more details and the authenticity of the report will be confirmed at http://www.agc-cert.com.

Z (mm)	0.00	4.00	9.00	14.00	19.00	24.00	29.00
SAR (W/Kg)	1.1529	0.7448	0.4209	0.2578	0.1441	0.0845	0.0480

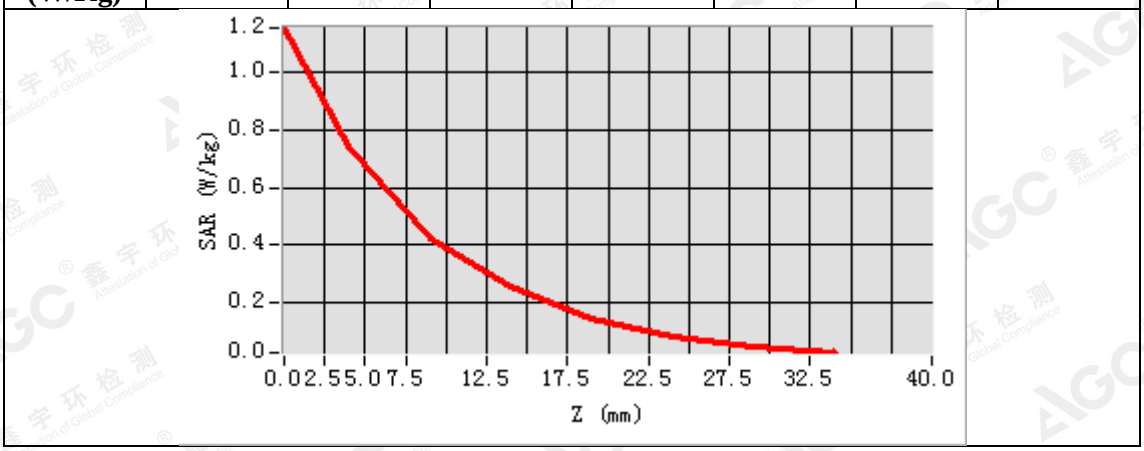

3D screen shot	Hot spot position
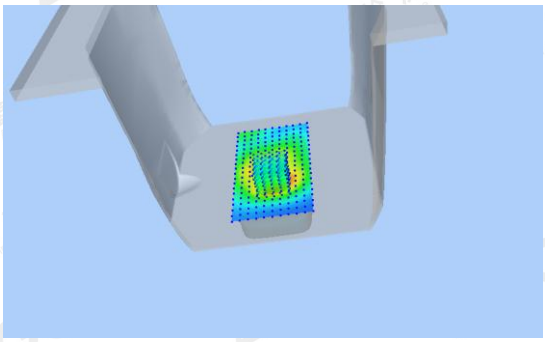	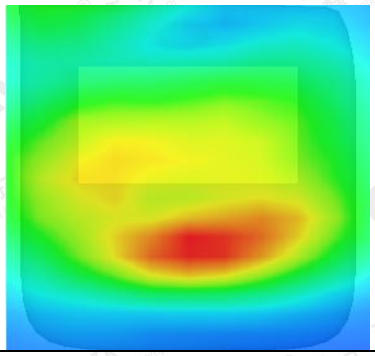

The results shown in this test report refer only to the sample(s) tested unless otherwise stated and the sample(s) are retained for 30 days only. The document is issued by AGC, this document cannot be reproduced except in full with our prior written permission. The more details and the authenticity of the report will be confirmed at http://www.agc-cert.com.

Test Laboratory: AGC Lab **Date: July 04,2018**
GPRS 1900 Low-Body-Back (4up)-earphone
DUT: Smartphone; Type: VOLT_5XL

Communication System: GPRS-4Slot; Communication System Band: PCS 1900; Duty Cycle: 1:2.1; Conv.F=2.39; Frequency: 1850.2 MHz; Medium parameters used: f = 1900 MHz; σ= 1.46 mho/m; εr =55.11; ρ= 1000 kg/m³ ;
Phantom section: Flat Section
Ambient temperature (℃): 22.3, Liquid temperature (℃): 21.9

SATIMO Configuration:
- Probe: SSE2; Calibrated: Aug. 08,2017; Serial No.: SN 08/16 EPGO282
- Sensor-Surface: 4mm (Mechanical Surface Detection)
- Phantom: SAM twin phantom
- Measurement SW: OpenSAR V4_02_32

Configuration/GPRS1900 Low-Body-Back/Area Scan: Measurement grid: dx=8mm, dy=8mm
Configuration/GPRS1900 Low-Body-Back/Zoom Scan: Measurement grid: dx=8mm,dy=8mm, dz=5mm;

Area Scan	sam_direct_droit2_surf8mm.txt
Zoom Scan	5x5x7,dx=8mm dy=8mm dz=5mm,Complete
Phantom	Validation plane
Device Position	Body Back
Band	PCS 1900
Channels	Low
Signal	TDMA (Crest factor: 2.0)

SURFACE SAR	VOLUME SAR
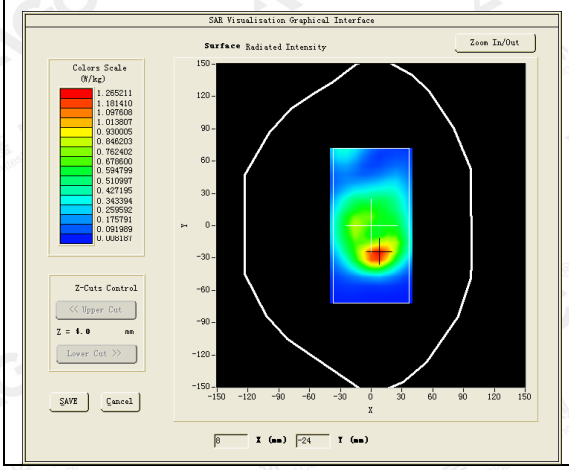	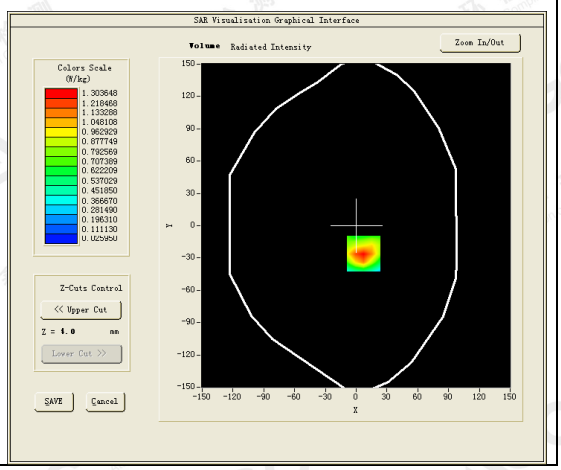

Maximum location: X=7.00, Y=-26.00
SAR Peak: 2.06 W/kg

SAR 10g (W/Kg)	0.658487
SAR 1g (W/Kg)	1.240272

The results shown in this test report refer only to the sample(s) tested unless otherwise stated and the sample(s) are retained for 30 days only. The document is issued by AGC, this document cannot be reproduced except in full with our prior written permission. The more details and the authenticity of the report will be confirmed at http://www.agc-cert.com.

Z (mm)	0.00	4.00	9.00	14.00	19.00	24.00	29.00
SAR (W/Kg)	1.9991	1.3036	0.7595	0.4464	0.2808	0.1668	0.1010

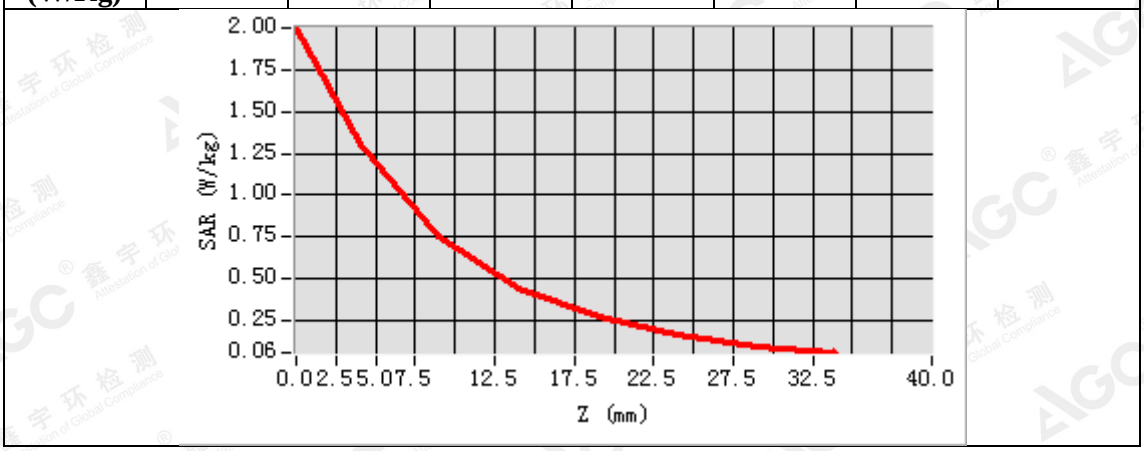

3D screen shot	Hot spot position
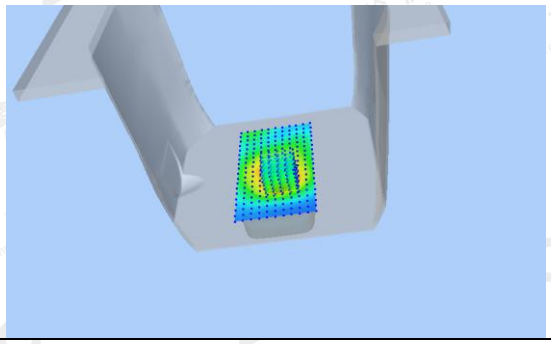	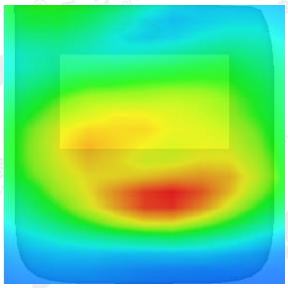

The results shown in this test report refer only to the sample(s) tested unless otherwise stated and the sample(s) are retained for 30 days only. The document is issued by AGC, this document cannot be reproduced except in full with our prior written permission. The more details and the authenticity of the report will be confirmed at http://www.agc-cert.com.

Test Laboratory: AGC Lab **Date: July 07,2018**
WCDMA Band II Mid-Touch-Right (RMC)
DUT: Smartphone; Type: VOLT_5XL

Communication System: UMTS; Communication System Band: Band II UTRA/FDD ;Duty Cycle:1:1; Conv.F=2.32;
Frequency: 1880 MHz; Medium parameters used: f = 1900 MHz; σ= 1.39 mho/m; εr =40.57; ρ= 1000 kg/m³ ;
Phantom section: Right Section
Ambient temperature (℃): 22.1, Liquid temperature (℃): 21.7

SATIMO Configuration:
- Probe: SSE2; Calibrated: Aug. 08,2017; Serial No.: SN 08/16 EPGO282
- Sensor-Surface: 4mm (Mechanical Surface Detection)
- Phantom: SAM twin phantom
- Measurement SW: OpenSAR V4_02_35

Configuration/ WCDMA Band II Mid-Touch-Right/Area Scan: Measurement grid: dx=8mm, dy=8mm
Configuration/ WCDMA Band II Mid-Touch-Right/Zoom Scan: Measurement grid:dx=8mm,dy=8mm,dz=5mm;

Area Scan	sam_direct_droit2_surf8mm.txt
ZoomScan	5x5x7,dx=8mm dy=8mm dz=5mm,Complete
Phantom	Right head
Device Position	Cheek
Band	WCDMA Band II
Channels	Middle
Signal	CDMA (Crest factor: 1.0)

SURFACE SAR	VOLUME SAR
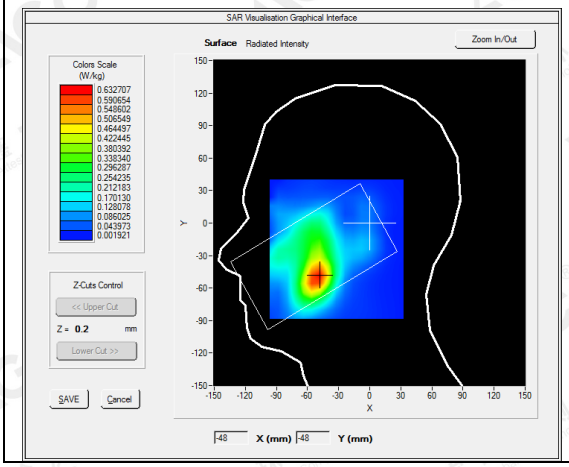	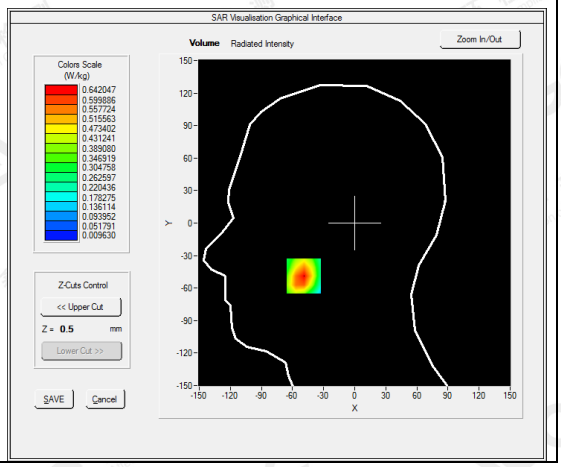

Maximum location: X=-49.00, Y=-49.00
SAR Peak: 0.94 W/kg

SAR 10g (W/Kg)	0.351463
SAR 1g (W/Kg)	0.612004

The results shown in this test report refer only to the sample(s) tested unless otherwise stated and the sample(s) are retained for 30 days only. The document is issued by AGC, this document cannot be reproduced except in full with our prior written permission. The more details and the authenticity of the report will be confirmed at http://www.agc-cert.com.

Z (mm)	0.00	4.00	9.00	14.00	19.00	24.00	29.00
SAR (W/Kg)	0.9189	0.6420	0.4058	0.2606	0.1672	0.1068	0.0700

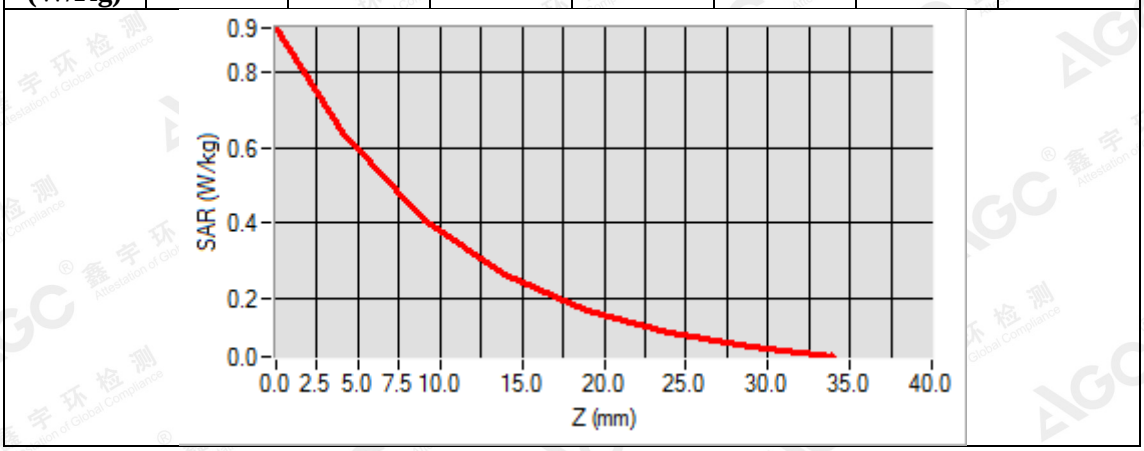

3D screen shot	Hot spot position
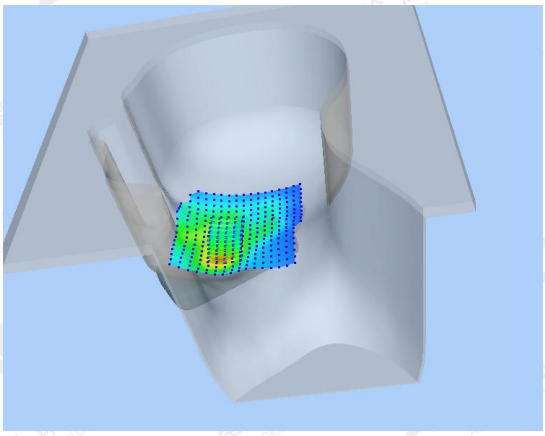	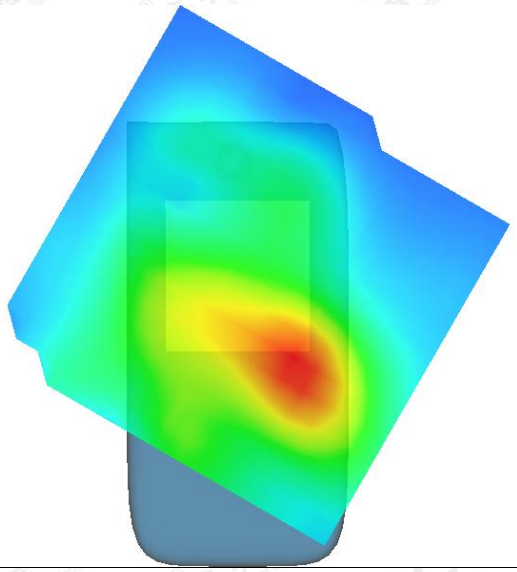

The results shown in this test report refer only to the sample(s) tested unless otherwise stated and the sample(s) are retained for 30 days only. The document is issued by AGC, this document cannot be reproduced except in full with our prior written permission. The more details and the authenticity of the report will be confirmed at http://www.agc-cert.com.

Test Laboratory: AGC Lab **Date: July 04,2018**
WCDMA Band II Low-Body-Towards Grounds (RMC 12.2kbps)
DUT: Smartphone; Type: VOLT_5XL

Communication System: UMTS; Communication System Band: Band II UTRA/FDD ;Duty Cycle:1:1; Conv.F=2.39;
Frequency: 1852.4 MHz; Medium parameters used: f = 1900 MHz; σ=1.48 mho/m; εr =54.63; ρ= 1000 kg/m³ ;
Phantom section: Flat Section
Ambient temperature (℃): 22.3, Liquid temperature (℃): 21.9

SATIMO Configuration:
- Probe: SSE2; Calibrated: Aug. 08,2017; Serial No.: SN 08/16 EPGO282
- Sensor-Surface: 4mm (Mechanical Surface Detection)
- Phantom: SAM twin phantom
- Measurement SW: OpenSAR V4_02_32

Configuration/ WCDMA band II Low-Body-back/Area Scan: Measurement grid: dx=8mm, dy=8mm
Configuration/ WCDMA band II Low-Body-back/Zoom Scan: Measurement grid: dx=8mm,dy=8mm, dz=5m;

Area Scan	sam_direct_droit2_surf8mm.txt
ZoomScan	5x5x7,dx=8mm dy=8mm dz=5mm,Complete
Phantom	Validation plane
Device Position	Body Back
Band	WCDMA band II
Channels	Low
Signal	CDMA (Crest factor: 1.0)

SURFACE SAR	VOLUME SAR
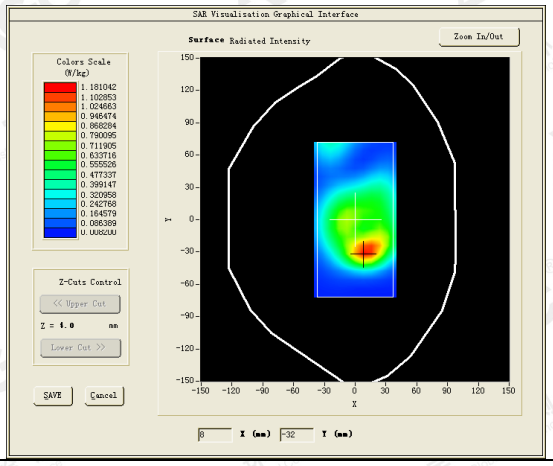	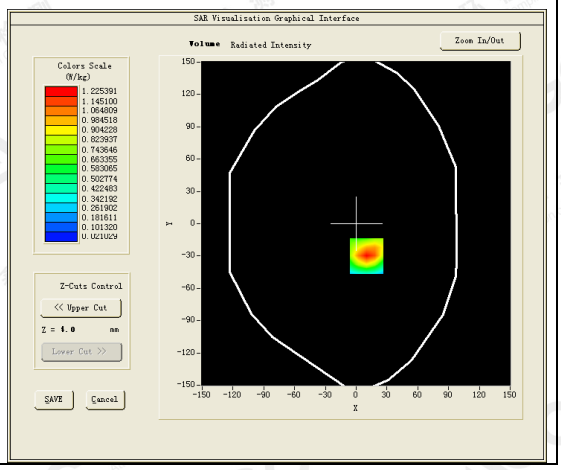

Maximum location: X=10.00, Y=-30.00
SAR Peak: 1.87 W/kg

SAR 10g (W/Kg)	0.615435
SAR 1g (W/Kg)	1.145959

The results shown in this test report refer only to the sample(s) tested unless otherwise stated and the sample(s) are retained for 30 days only. The document is issued by AGC, this document cannot be reproduced except in full with our prior written permission. The more details and the authenticity of the report will be confirmed at http://www.agc-cert.com.

Z (mm)	0.00	4.00	9.00	14.00	19.00	24.00	29.00
SAR (W/Kg)	1.8768	1.2254	0.7017	0.4064	0.2344	0.1364	0.0801

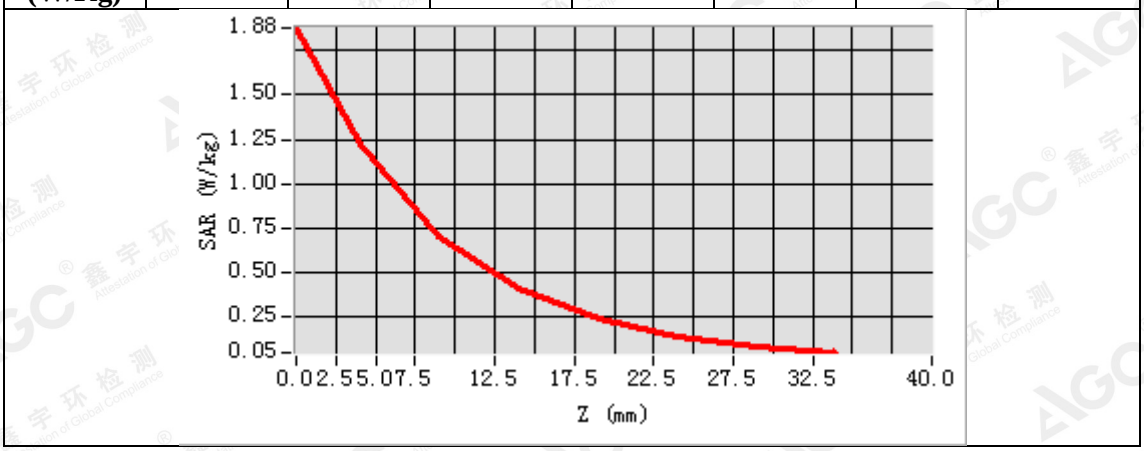

3D screen shot	Hot spot position
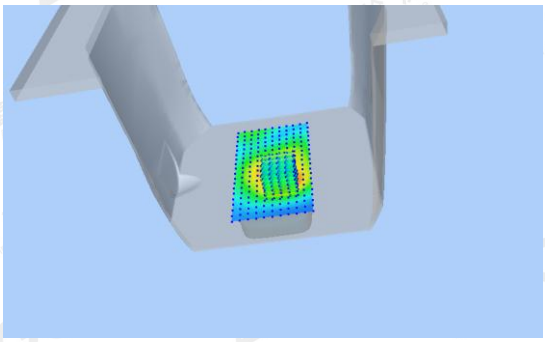	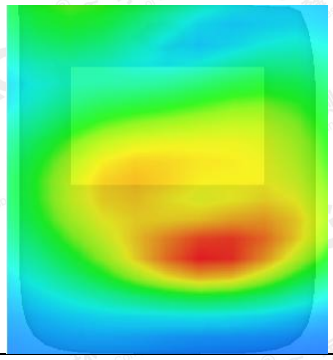

The results shown in this test report refer only to the sample(s) tested unless otherwise stated and the sample(s) are retained for 30 days only. The document is issued by AGC, this document cannot be reproduced except in full with our prior written permission. The more details and the authenticity of the report will be confirmed at http://www.agc-cert.com.

Test Laboratory: AGC Lab **Date: July 06,2018**
WCDMA Band IV Mid-Touch-Left (RMC)
DUT: Smartphone; Type: VOLT_5XL

Communication System: UMTS; Communication System Band: BAND IV UTRA/FDD; Duty Cycle:1: 1; Conv.F=1.99; Frequency:1732.5 MHz; Medium parameters used: f =1750 MHz; σ=1.36 mho/m; εr =40.27; ρ= 1000 kg/m³ ;
Phantom section: Left Section
Ambient temperature (℃): 21.9, Liquid temperature (℃): 21.3

SATIMO Configuration:
- Probe: SSE2; Calibrated: Aug. 08,2017; Serial No.: SN 08/16 EPGO282
- Sensor-Surface: 4mm (Mechanical Surface Detection)
- Phantom: SAM twin phantom
- Measurement SW: OpenSAR V4_02_35

Configuration/ WCDMA Band IV Mid-Touch-Left/Area Scan: Measurement grid: dx=8mm, dy=8mm
Configuration/ WCDMA Band IV Mid-Touch-Left/Zoom Scan: Measurement grid: dx=8mm, dy=8mm, dz=5mm

Area Scan	sam_direct_droit2_surf8mm.txt
ZoomScan	5x5x7,dx=8mm dy=8mm dz=5mm,Complete
Phantom	Left head
Device Position	Cheek
Band	WCDMA Band IV
Channels	Middle
Signal	CDMA (Crest factor: 1.0)

SURFACE SAR	VOLUME SAR
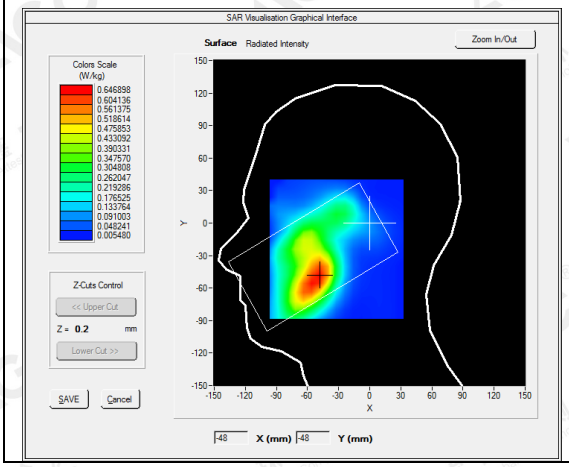	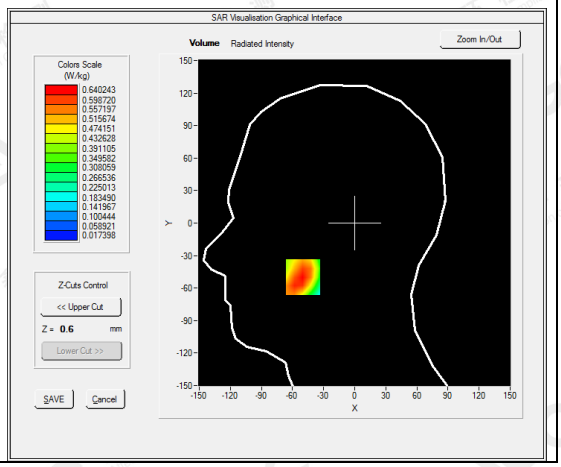

Maximum location: X=-50.00, Y=-50.00
SAR Peak: 0.92 W/kg

SAR 10g (W/Kg)	0.386289
SAR 1g (W/Kg)	0.618260

The results shown in this test report refer only to the sample(s) tested unless otherwise stated and the sample(s) are retained for 30 days only. The document is issued by AGC, this document cannot be reproduced except in full with our prior written permission. The more details and the authenticity of the report will be confirmed at http://www.agc-cert.com.

Z (mm)	0.00	4.00	9.00	14.00	19.00	24.00	29.00
SAR (W/Kg)	0.8851	0.6402	0.4276	0.2929	0.1989	0.1311	0.0894

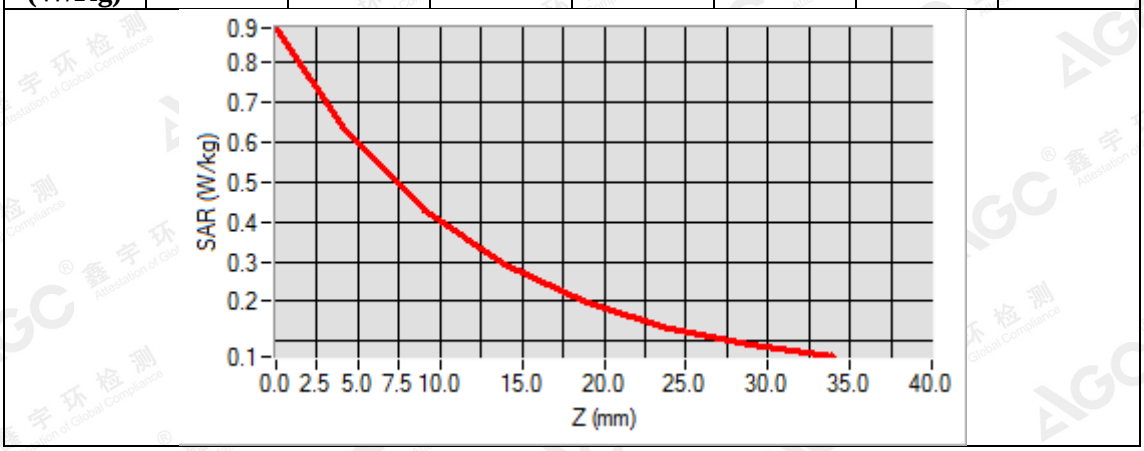

3D screen shot	Hot spot position
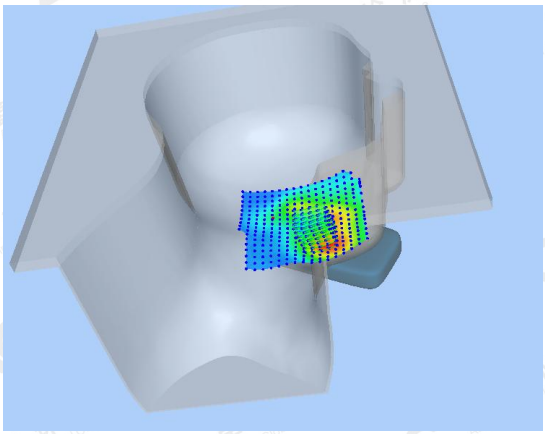	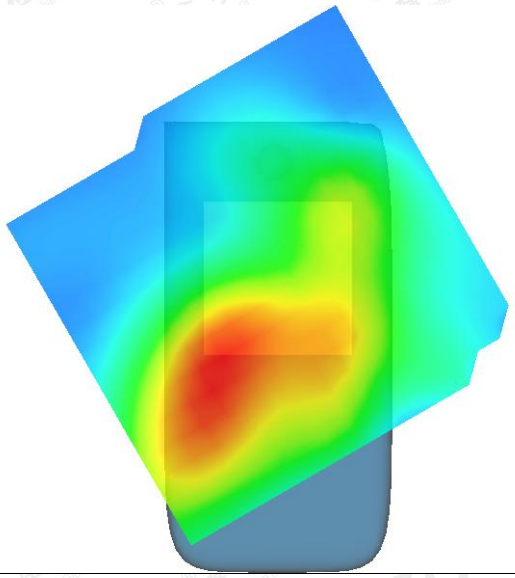

The results shown in this test report refer only to the sample(s) tested unless otherwise stated and the sample(s) are retained for 30 days only. The document is issued by AGC, this document cannot be reproduced except in full with our prior written permission. The more details and the authenticity of the report will be confirmed at http://www.agc-cert.com.

Test Laboratory: AGC Lab **Date: July 06,2018**
WCDMA Band IV Low-Body-Towards Grounds (RMC)
DUT: Smartphone; Type: VOLT_5XL

Communication System: UMTS; Communication System Band: BAND IV UTRA/FDD; Duty Cycle:1: 1; Conv.F=2.05; Frequency:1712.5MHz; Medium parameters used: f = 1750 MHz; σ= 1.44 mho/m; εr =55.05; ρ= 1000 kg/m³;
Phantom section: Flat Section
Ambient temperature (℃): 21.9, Liquid temperature (℃): 21.5

SATIMO Configuration:
- Probe: SSE2; Calibrated: Aug. 08,2017; Serial No.: SN 08/16 EPGO282
- Sensor-Surface: 4mm (Mechanical Surface Detection)
- Phantom: SAM twin phantom
- Measurement SW: OpenSAR V4_02_35

Configuration/ WCDMA Band IV Low-Body-Back/Area Scan: Measurement grid: dx=8mm, dy=8mm
Configuration/ WCDMA Band IV Low-Body-Back/Zoom Scan: Measurement grid: dx=8mm,dy=8mm, dz=5mm;

Area Scan	sam_direct_droit2_surf8mm.txt
ZoomScan	5x5x7,dx=8mm dy=8mm dz=5mm,Complete
Phantom	Validation plane
Device Position	Body Back
Band	WCDMA Band IV
Channels	Low
Signal	CDMA (Crest factor: 1.0)

SURFACE SAR	VOLUME SAR
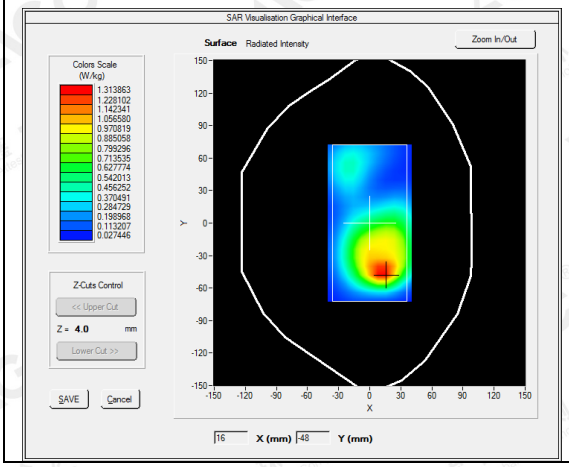	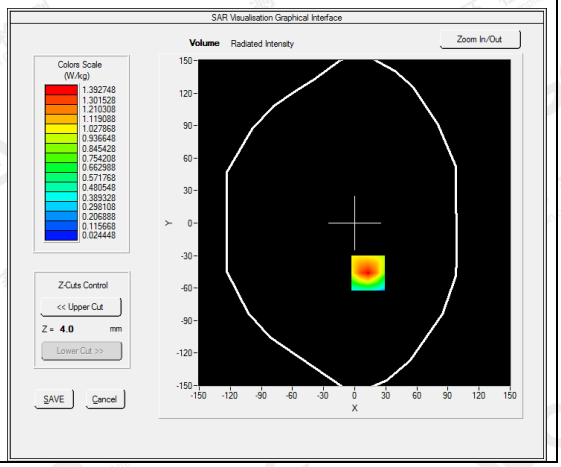

Maximum location: X=13.00, Y=-46.00
SAR Peak: 2.07 W/kg

SAR 10g (W/Kg)	0.743672
SAR 1g (W/Kg)	1.305471

The results shown in this test report refer only to the sample(s) tested unless otherwise stated and the sample(s) are retained for 30 days only. The document is issued by AGC, this document cannot be reproduced except in full with our prior written permission. The more details and the authenticity of the report will be confirmed at http://www.agc-cert.com.

Z (mm)	0.00	4.00	9.00	14.00	19.00	24.00	29.00
SAR (W/Kg)	2.0877	1.3927	0.8277	0.5058	0.3068	0.1877	0.1157

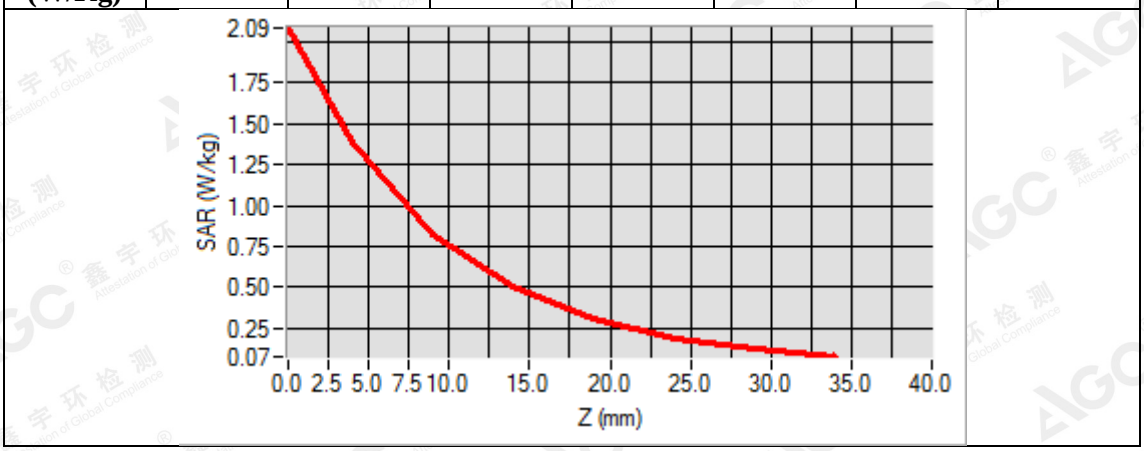

3D screen shot	Hot spot position
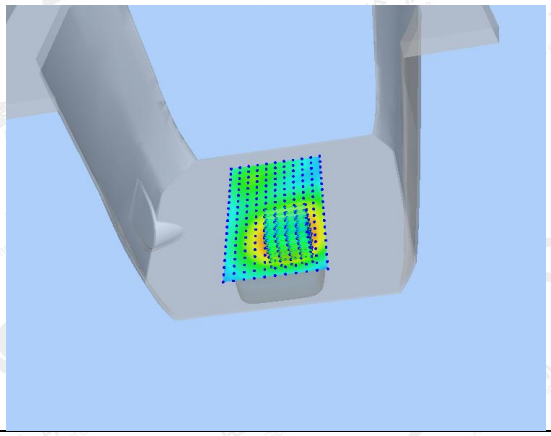	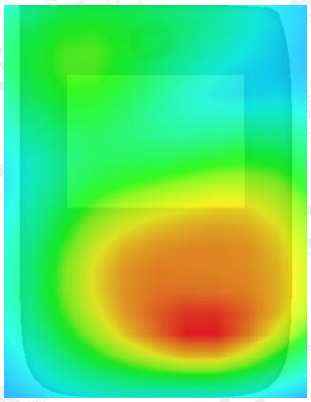

The results shown in this test report refer only to the sample(s) tested unless otherwise stated and the sample(s) are retained for 30 days only. The document is issued by AGC, this document cannot be reproduced except in full with our prior written permission. The more details and the authenticity of the report will be confirmed at http://www.agc-cert.com.

Test Laboratory: AGC Lab **Date: July 05,2018**

WCDMA Band Ⅴ Mid-Touch-Left (RMC)

DUT: Smartphone; Type: VOLT_5XL

Communication System: UMTS; Communication System Band: BAND V UTRA/FDD ; Duty Cycle:1: 1; Conv.F=1.74; Frequency: 836.6 MHz; Medium parameters used: f = 835MHz; σ= 0.91 mho/m; εr = 41.77; ρ= 1000 kg/m³ ;
Phantom section: Left Section
Ambient temperature (℃): 22.1, Liquid temperature (℃): 21.2

SATIMO Configuration:

- Probe: SSE2; Calibrated: Aug. 08,2017; Serial No.: SN 08/16 EPGO282
- Sensor-Surface: 4mm (Mechanical Surface Detection)
- Phantom: SAM twin phantom
- Measurement SW: OpenSAR V4_02_32

Configuration/ WCDMA Band V Mid-Touch-Left/Area Scan: Measurement grid: dx=8mm, dy=8mm
Configuration/ WCDMA Band V Mid-Touch-Left/Zoom Scan: Measurement grid: dx=8mm, dy=8mm, dz=5mm

Area Scan	sam_direct_droit2_surf8mm.txt
ZoomScan	5x5x7,dx=8mm dy=8mm dz=5mm,Complete
Phantom	Left head
Device Position	Cheek
Band	WCDMA Band V
Channels	Middle
Signal	CDMA (Crest factor: 1.0)

SURFACE SAR	VOLUME SAR
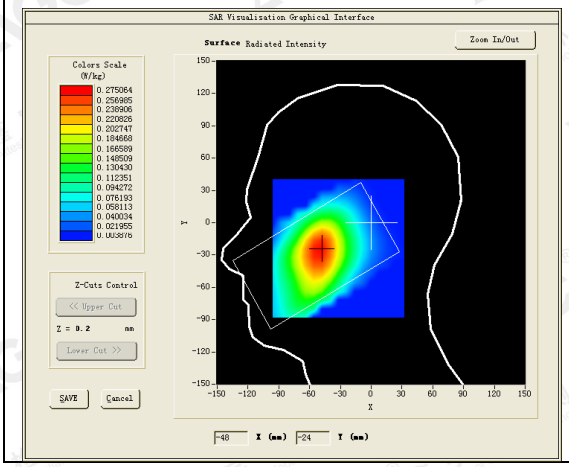	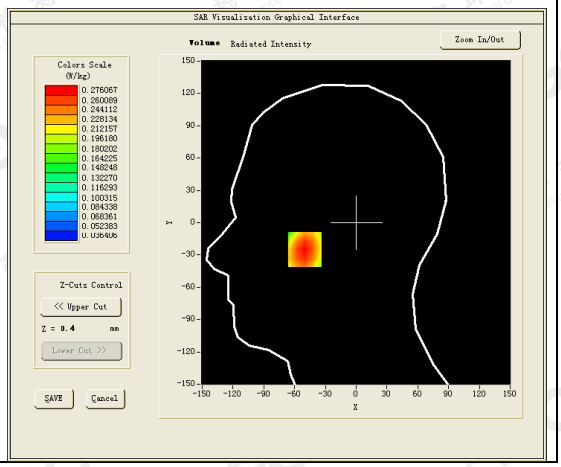

Maximum location: X=-50.00, Y=-25.00
SAR Peak: 0.33 W/kg

SAR 10g (W/Kg)	0.197885
SAR 1g (W/Kg)	0.266066

The results shown in this test report refer only to the sample(s) tested unless otherwise stated and the sample(s) are retained for 30 days only. The document is issued by AGC, this document cannot be reproduced except in full with our prior written permission. The more details and the authenticity of the report will be confirmed at http://www.agc-cert.com.

Z (mm)	0.00	4.00	9.00	14.00	19.00	24.00	29.00
SAR (W/Kg)	0.3301	0.2761	0.2201	0.1761	0.1393	0.1098	0.0863

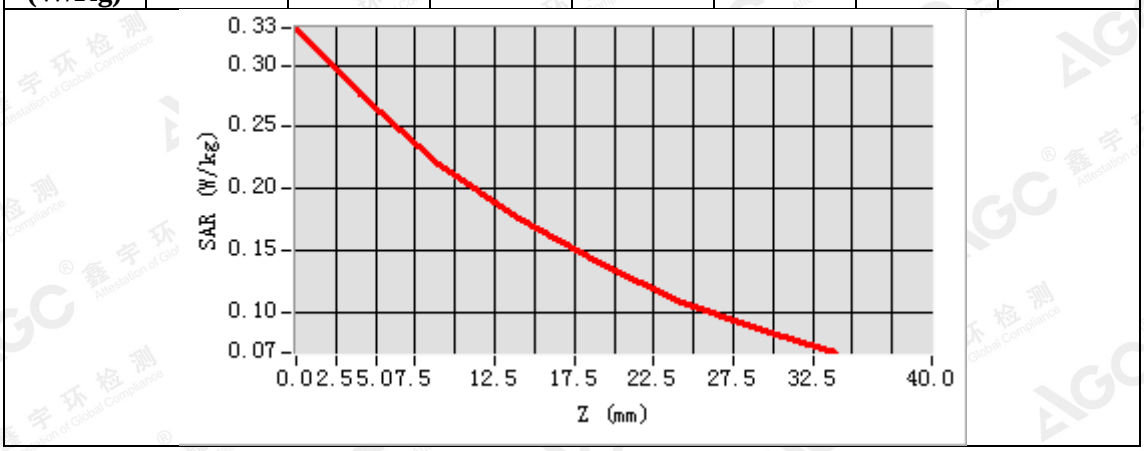

3D screen shot	Hot spot position
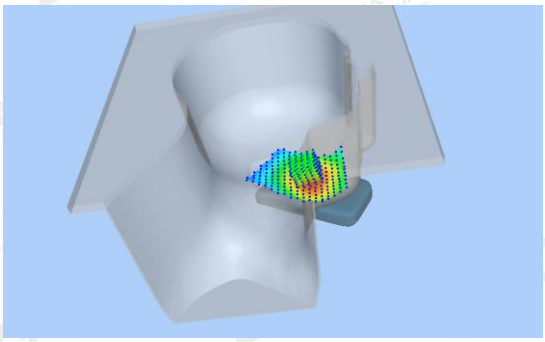	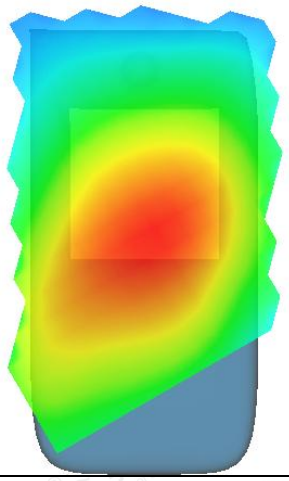

The results shown in this test report refer only to the sample(s) tested unless otherwise stated and the sample(s) are retained for 30 days only. The document is issued by AGC, this document cannot be reproduced except in full with our prior written permission. The more details and the authenticity of the report will be confirmed at http://www.agc-cert.com.

Test Laboratory: AGC Lab **Date: July 05,2018**

WCDMA Band Ⅴ Mid-Body-Towards Grounds (RMC)

DUT: Smartphone; Type: VOLT_5XL

Communication System: UMTS; Communication System Band: BAND V UTRA/FDD; Duty Cycle:1: 1; Conv.F=1.81; Frequency: 836.6 MHz; Medium parameters used: f = 835MHz; σ=0.96 mho/m; εr =54.69; ρ= 1000 kg/m³ ;
Phantom section: Flat Section
Ambient temperature (℃): 22.1, Liquid temperature (℃): 21.5

SATIMO Configuration:

- Probe: SSE2; Calibrated: Aug. 08,2017; Serial No.: SN 08/16 EPGO282
- Sensor-Surface: 4mm (Mechanical Surface Detection)
- Phantom: SAM twin phantom
- Measurement SW: OpenSAR V4_02_32

Configuration/ WCDMA Band V Mid-Body-Back/Area Scan: Measurement grid: dx=8mm, dy=8mm
Configuration/ WCDMA Band V Mid-Body-Back/Zoom Scan: Measurement grid: dx=8mm,dy=8mm, dz=5mm;

Area Scan	sam_direct_droit2_surf8mm.txt
ZoomScan	5x5x7,dx=8mm dy=8mm dz=5mm,Complete
Phantom	Validation plane
Device Position	Body Back
Band	WCDMA Band V
Channels	Middle
Signal	CDMA (Crest factor: 1.0)

SURFACE SAR	VOLUME SAR
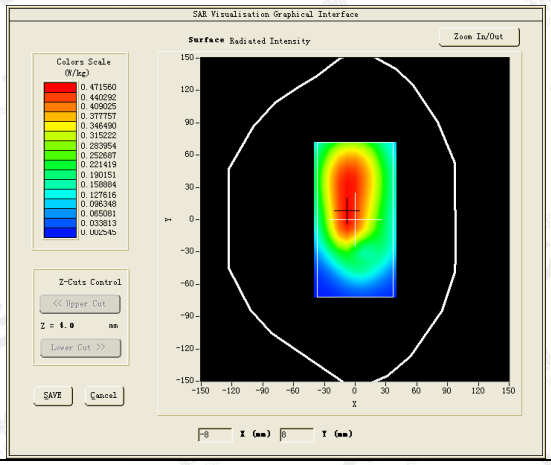	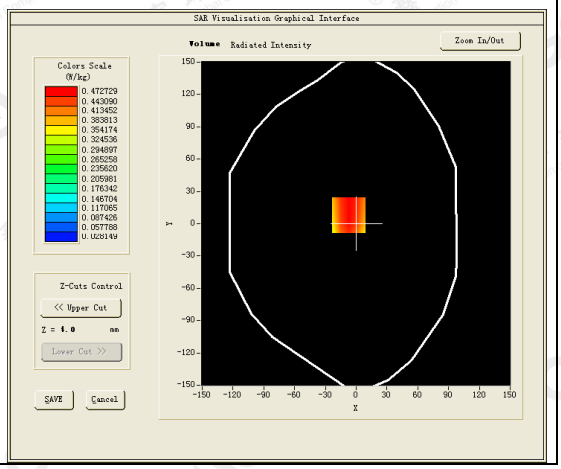

Maximum location: X=-7.00, Y=8.00
SAR Peak: 0.60 W/kg

SAR 10g (W/Kg)	0.330002
SAR 1g (W/Kg)	0.460013

The results shown in this test report refer only to the sample(s) tested unless otherwise stated and the sample(s) are retained for 30 days only. The document is issued by AGC, this document cannot be reproduced except in full with our prior written permission. The more details and the authenticity of the report will be confirmed at http://www.agc-cert.com.

Z (mm)	0.00	4.00	9.00	14.00	19.00	24.00	29.00
SAR (W/Kg)	0.5997	0.4727	0.3527	0.2623	0.1956	0.1409	0.1003

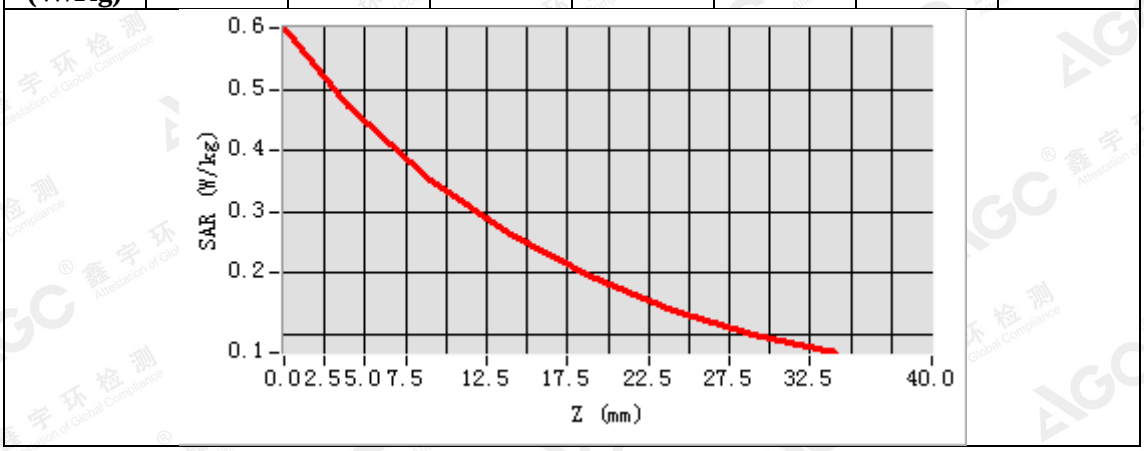

3D screen shot	Hot spot position
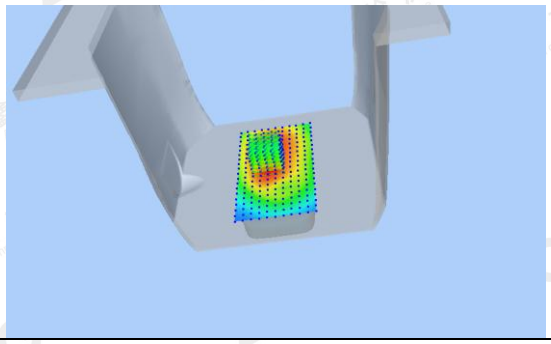	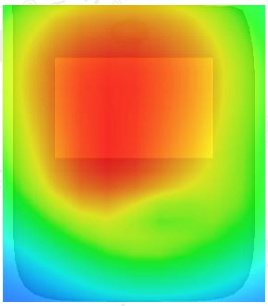

The results shown in this test report refer only to the sample(s) tested unless otherwise stated and the sample(s) are retained for 30 days only. The document is issued by AGC, this document cannot be reproduced except in full with our prior written permission. The more details and the authenticity of the report will be confirmed at http://www.agc-cert.com.

Test Laboratory: AGC Lab **Date: June 25,2018**
LTE Band 2 Mid-Touch-Right (1 RB#0)
DUT: Smartphone; Type: VOLT_5XL

Communication System: LTE; Communication System Band: LTE Band 2; Duty Cycle:1:1; Conv.F=2.32; Frequency:1880MHz; Medium parameters used: f =1900 MHz; σ= 1.38 mho/m; εr =40.67; ρ= 1000 kg/m³ ;
Phantom section: Right Section
Ambient temperature (℃): 21.8, Liquid temperature (℃): 21.2

SATIMO Configuration:
- Probe: SSE2; Calibrated: Aug. 08,2017; Serial No.: SN 08/16 EPGO282
- Sensor-Surface: 4mm (Mechanical Surface Detection)
- Phantom: SAM twin phantom
- Measurement SW: OpenSAR V4_02_32

Configuration/ LTE Band 2 Mid- Touch-Right /Area Scan: Measurement grid: dx=8mm, dy=8mm
Configuration/ LTE Band 2 Mid- Touch-Right /Zoom Scan: Measurement grid: dx=8mm,dy=8mm, dz=5mm;

Area Scan	sam_direct_droit2_surf8mm.txt
Zoom Scan	5x5x7,dx=8mm dy=8mm dz=5mm
Phantom	Right head
Device Position	Cheek
Band	LTE Band 2
Channels	Middle
Signal	OFDM (Crest factor: 1.0)

SURFACE SAR	VOLUME SAR
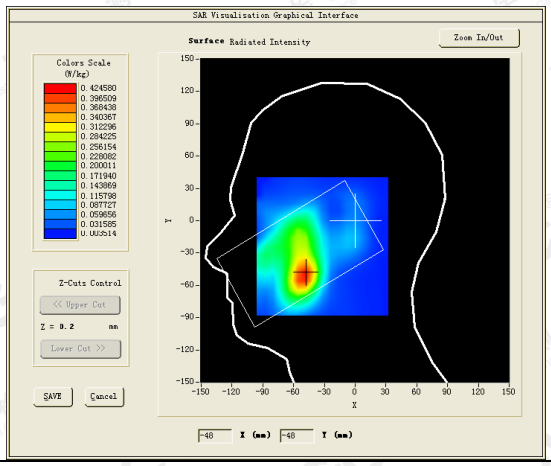	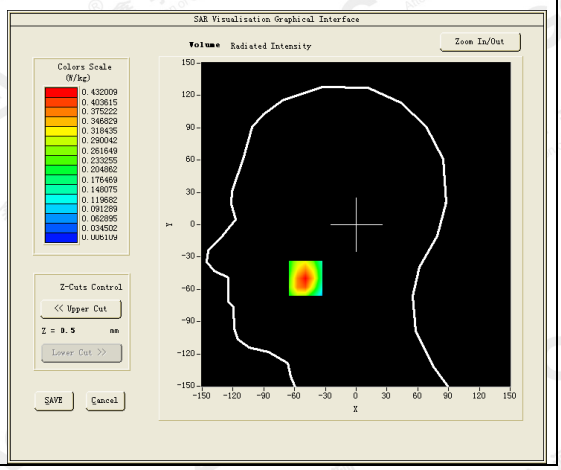

Maximum location: X=-49.00, Y=-50.00
SAR Peak: 0.63 W/kg

SAR 10g (W/Kg)	0.233773
SAR 1g (W/Kg)	0.410553

The results shown in this test report refer only to the sample(s) tested unless otherwise stated and the sample(s) are retained for 30 days only. The document is issued by AGC, this document cannot be reproduced except in full with our prior written permission. The more details and the authenticity of the report will be confirmed at http://www.agc-cert.com.

Z (mm)	0.00	4.00	9.00	14.00	19.00	24.00	29.00
SAR (W/Kg)	0.6210	0.4320	0.2711	0.1746	0.1099	0.0701	0.0449

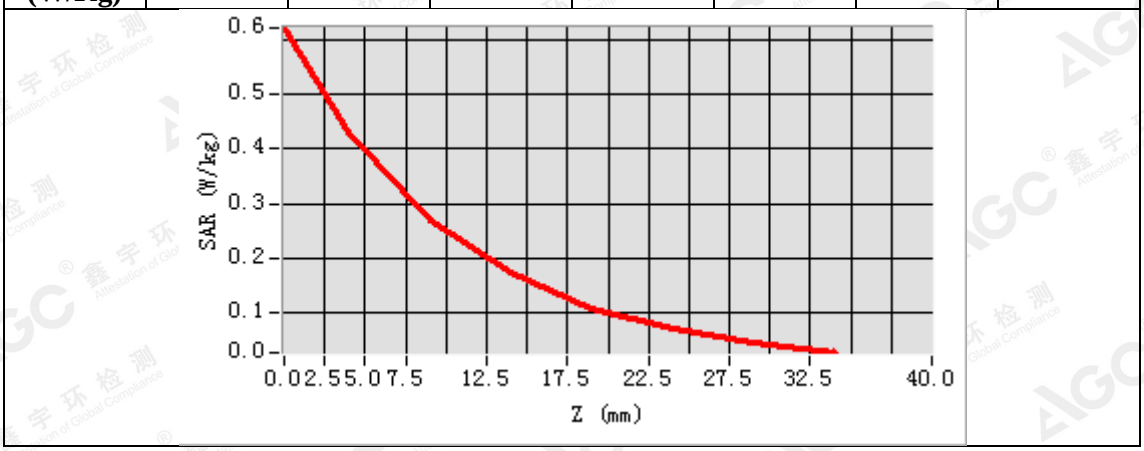

3D screen shot	Hot spot position
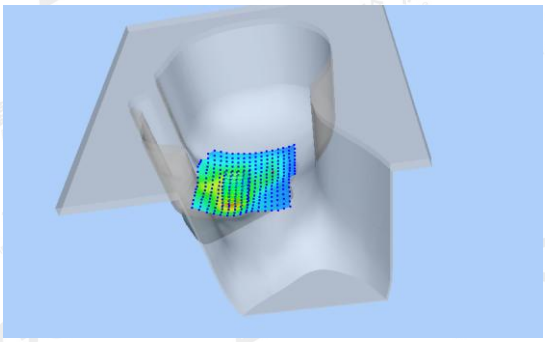	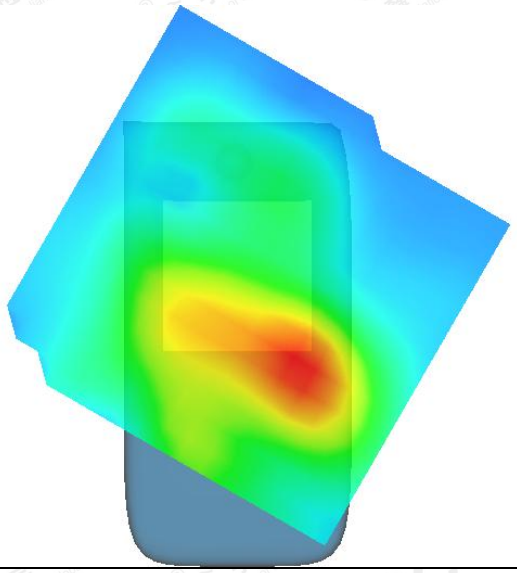

The results shown in this test report refer only to the sample(s) tested unless otherwise stated and the sample(s) are retained for 30 days only. The document is issued by AGC, this document cannot be reproduced except in full with our prior written permission. The more details and the authenticity of the report will be confirmed at http://www.agc-cert.com.

Test Laboratory: AGC Lab **Date: June 25,2018**
LTE Band 2 Low-Body-Back (1 RB#0)
DUT: Smartphone; Type: VOLT_5XL

Communication System: LTE; Communication System Band: LTE Band 2; Duty Cycle:1:1; Conv.F=2.39; Frequency:1860MHz; Medium parameters used: f = 1900 MHz; σ= 1.48 mho/m; εr =54.16; ρ= 1000 kg/m³ ;
Phantom section: Flat Section
Ambient temperature (℃): 21.8, Liquid temperature (℃): 21.5

SATIMO Configuration:
- Probe: SSE2; Calibrated: Aug. 08,2017; Serial No.: SN 08/16 EPGO282
- Sensor-Surface: 4mm (Mechanical Surface Detection)
- Phantom: SAM twin phantom
- Measurement SW: OpenSAR V4_02_32

Configuration/ LTE Band 2 Low-Body-back/Area Scan: Measurement grid: dx=8mm, dy=8mm
Configuration/ LTE Band 2 Low-Body-back/Zoom Scan: Measurement grid: dx=8mm,dy=8mm, dz=5m;

Area Scan	sam_direct_droit2_surf8mm.txt
Zoom Scan	5x5x7,dx=8mm dy=8mm dz=5mm
Phantom	Validation plane
Device Position	Body Back
Band	LTE Band 2
Channels	Low
Signal	OFDM (Crest factor: 1.0)

SURFACE SAR	VOLUME SAR
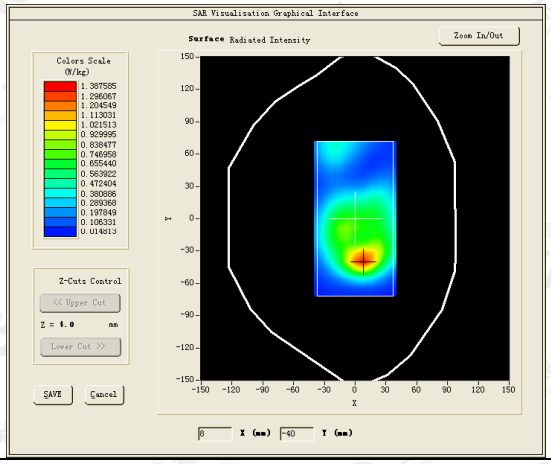	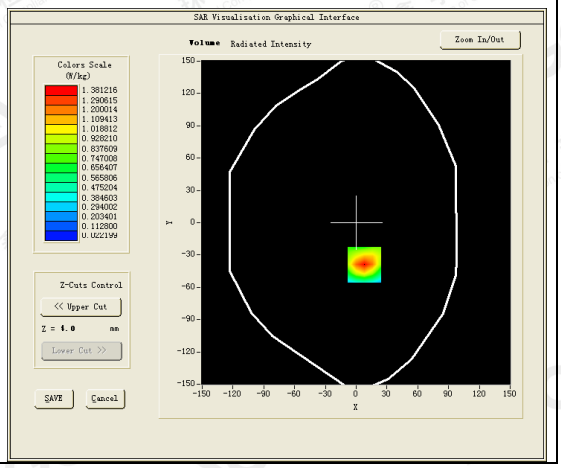

Maximum location: X=8.00, Y=-39.00
SAR Peak: 2.11 W/kg

SAR 10g (W/Kg)	0.685553
SAR 1g (W/Kg)	1.285035

The results shown in this test report refer only to the sample(s) tested unless otherwise stated and the sample(s) are retained for 30 days only. The document is issued by AGC, this document cannot be reproduced except in full with our prior written permission. The more details and the authenticity of the report will be confirmed at http://www.agc-cert.com.

Z (mm)	0.00	4.00	9.00	14.00	19.00	24.00	29.00
SAR (W/Kg)	2.1261	1.3812	0.7852	0.4524	0.2606	0.1511	0.0899

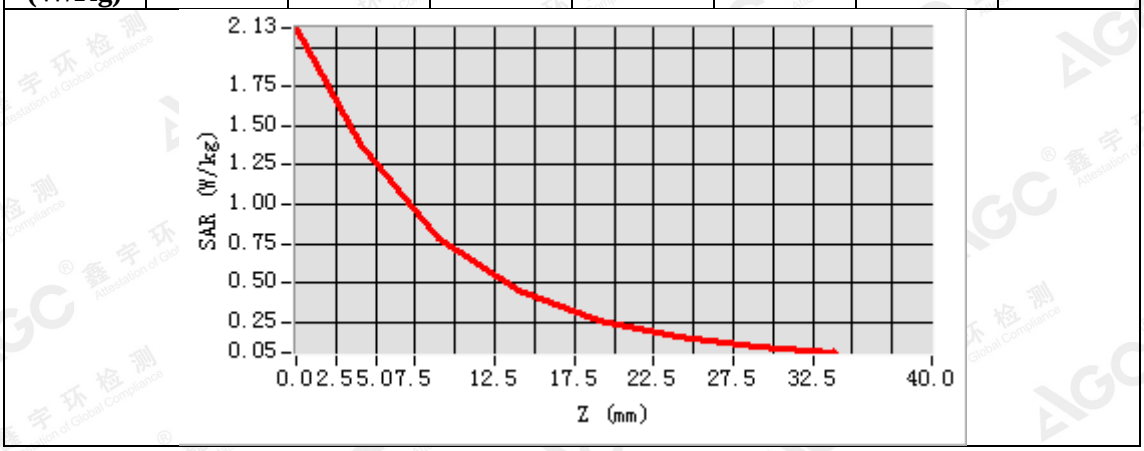

3D screen shot	Hot spot position
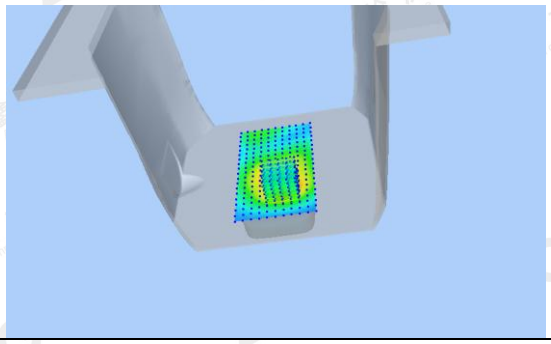	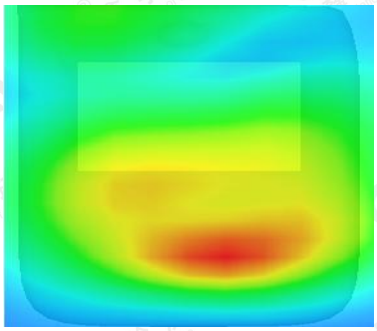

The results shown in this test report refer only to the sample(s) tested unless otherwise stated and the sample(s) are retained for 30 days only. The document is issued by AGC, this document cannot be reproduced except in full with our prior written permission. The more details and the authenticity of the report will be confirmed at http://www.agc-cert.com.

Test Laboratory: AGC Lab **Date: July 09,2018**
LTE Band 4 Mid-Touch-Right (1 RB#0)
DUT: Smartphone; Type: VOLT_5XL

Communication System: LTE; Communication System Band: LTE Band 4; Duty Cycle:1:1; Conv.F=1.99
Frequency:1732.5 MHz; Medium parameters used: f =1750 MHz; σ= 1.36mho/m; εr =40.35; ρ= 1000 kg/m³ ;
Phantom section: Right Section
Ambient temperature (℃): 23.1, Liquid temperature (℃): 22.5

SATIMO Configuration:
- Probe: SSE2; Calibrated: Aug. 08,2017; Serial No.: SN 08/16 EPGO282
- Sensor-Surface: 4mm (Mechanical Surface Detection)
- Phantom: SAM twin phantom
- Measurement SW: OpenSAR V4_02_32

Configuration/ LTE Band 4 Mid- Touch-Right /Area Scan: Measurement grid: dx=8mm, dy=8mm
Configuration/ LTE Band 4 Mid- Touch-Right /Zoom Scan: Measurement grid: dx=8mm,dy=8mm, dz=5mm;

Area Scan	sam_direct_droit2_surf8mm.txt
Zoom Scan	5x5x7,dx=8mm dy=8mm dz=5mm
Phantom	Right head
Device Position	Cheek
Band	LTE Band 4
Channels	Middle
Signal	OFDM (Crest factor: 1.0)

SURFACE SAR	VOLUME SAR
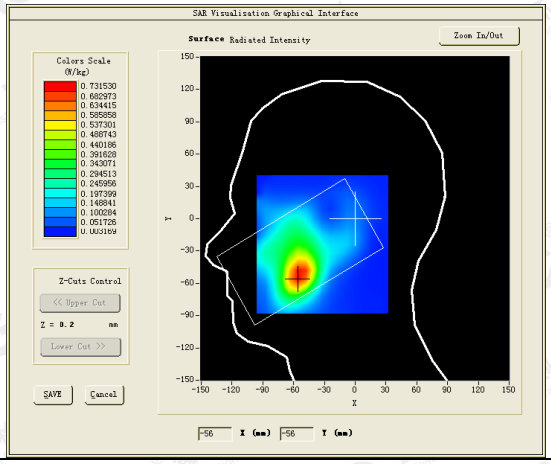	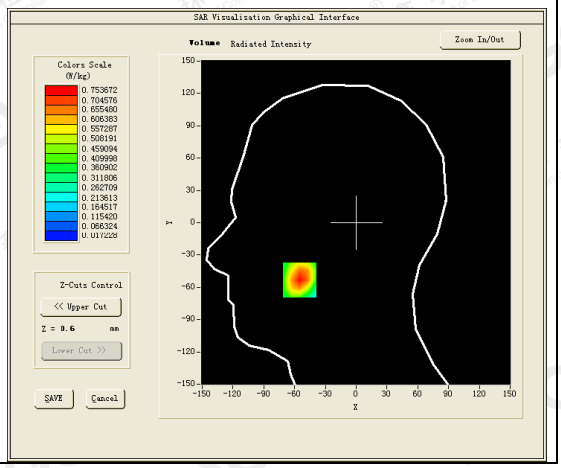

Maximum location: X=-55.00, Y=-53.00
SAR Peak: 1.06 W/kg

SAR 10g (W/Kg)	0.428193
SAR 1g (W/Kg)	0.711536

The results shown in this test report refer only to the sample(s) tested unless otherwise stated and the sample(s) are retained for 30 days only. The document is issued by AGC, this document cannot be reproduced except in full with our prior written permission. The more details and the authenticity of the report will be confirmed at http://www.agc-cert.com.

Z (mm)	0.00	4.00	9.00	14.00	19.00	24.00	29.00
SAR (W/Kg)	1.0352	0.7537	0.4996	0.3292	0.2144	0.1460	0.0948

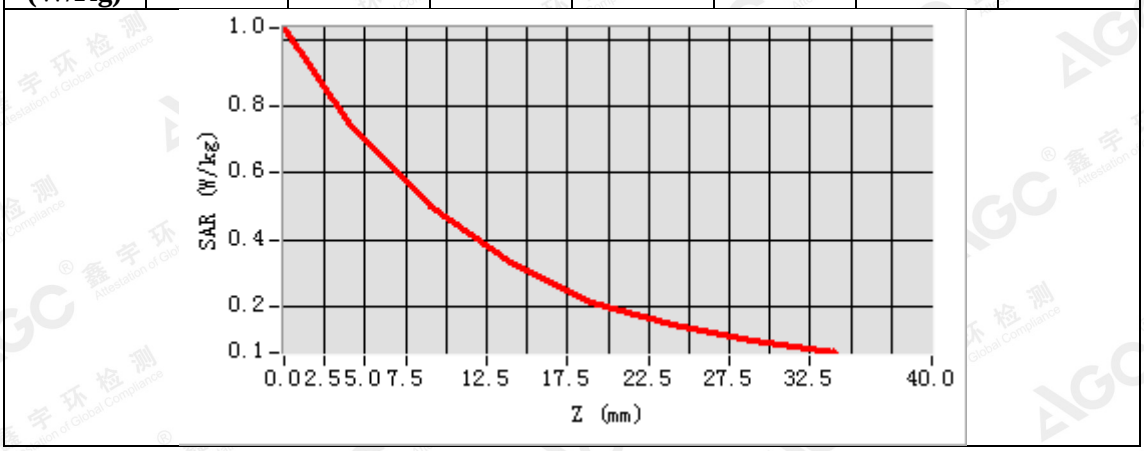

3D screen shot	Hot spot position
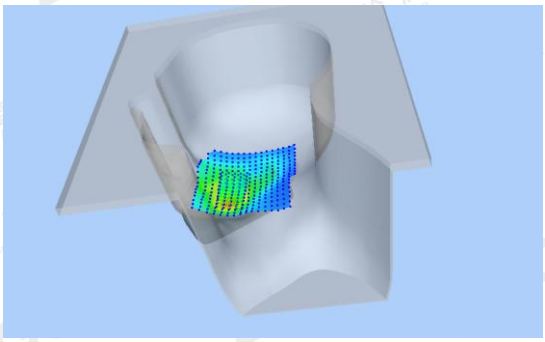	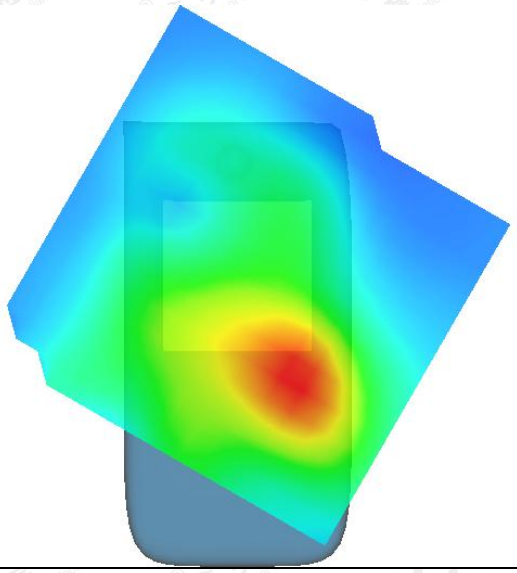

The results shown in this test report refer only to the sample(s) tested unless otherwise stated and the sample(s) are retained for 30 days only. The document is issued by AGC, this document cannot be reproduced except in full with our prior written permission. The more details and the authenticity of the report will be confirmed at http://www.agc-cert.com.

Test Laboratory: AGC Lab **Date: July 09,2018**
LTE Band 4 Mid-Body-Back (1 RB#0)
DUT: Smartphone; Type: VOLT_5XL

Communication System: LTE; Communication System Band: LTE Band 4; Duty Cycle:1:1; Conv.F=2.05;
Frequency:1732.5 MHz; Medium parameters used: f = 1750 MHz; σ=1.47 mho/m; εr =54.26; ρ= 1000 kg/m³ ;
Phantom section: Flat Section
Ambient temperature (℃): 23.1, Liquid temperature (℃): 22.6

SATIMO Configuration:
- Probe: SSE2; Calibrated: Aug. 08,2017; Serial No.: SN 08/16 EPGO282
- Sensor-Surface: 4mm (Mechanical Surface Detection)
- Phantom: SAM twin phantom
- Measurement SW: OpenSAR V4_02_32

Configuration/ LTE Band 4 Mid-Body-back/Area Scan: Measurement grid: dx=8mm, dy=8mm
Configuration/ LTE Band 4 Mid-Body-back/Zoom Scan: Measurement grid: dx=8mm,dy=8mm, dz=5m;

Area Scan	sam_direct_droit2_surf8mm.txt
Zoom Scan	5x5x7,dx=8mm dy=8mm dz=5mm
Phantom	Validation plane
Device Position	Body Back
Band	LTE Band 4
Channels	Middle
Signal	OFDM (Crest factor: 1.0)

SURFACE SAR	VOLUME SAR
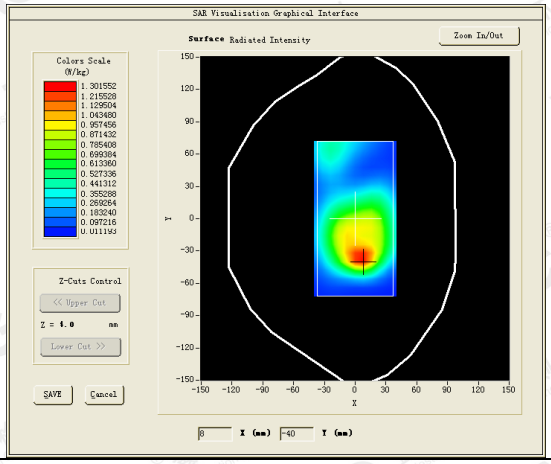	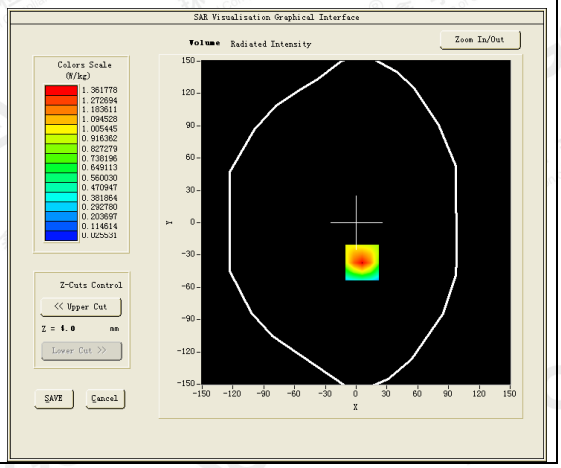

Maximum location: X=6.00, Y=-37.00
SAR Peak: 2.03 W/kg

SAR 10g (W/Kg)	0.716884
SAR 1g (W/Kg)	1.273462

The results shown in this test report refer only to the sample(s) tested unless otherwise stated and the sample(s) are retained for 30 days only. The document is issued by AGC, this document cannot be reproduced except in full with our prior written permission. The more details and the authenticity of the report will be confirmed at http://www.agc-cert.com.

Z (mm)	0.00	4.00	9.00	14.00	19.00	24.00	29.00
SAR (W/Kg)	2.0435	1.3618	0.8075	0.4915	0.2973	0.1807	0.1111

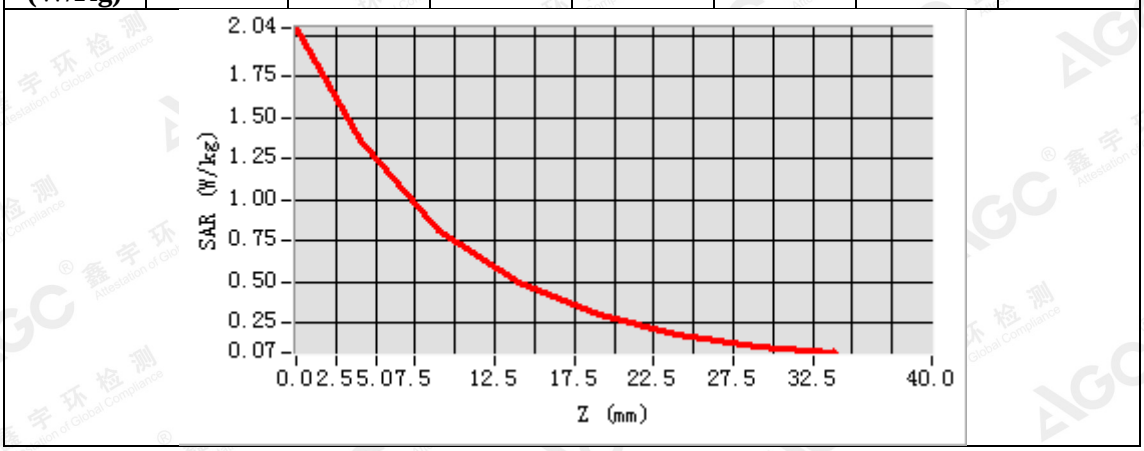

3D screen shot	Hot spot position
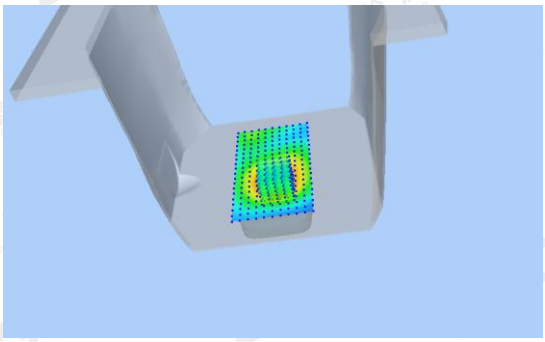	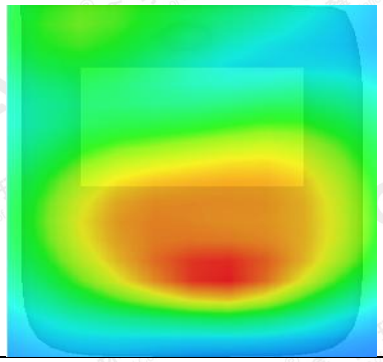

The results shown in this test report refer only to the sample(s) tested unless otherwise stated and the sample(s) are retained for 30 days only. The document is issued by AGC, this document cannot be reproduced except in full with our prior written permission. The more details and the authenticity of the report will be confirmed at http://www.agc-cert.com.

Test Laboratory: AGC Lab **Date: June 30,2018**
LTE Band 5 Mid-Touch-Right (1 RB#0)
DUT: Smartphone; Type: VOLT_5XL

Communication System: LTE; Communication System Band: LTE Band 5; Duty Cycle:1:1; Conv.F=1.74
Frequency: 836.5 MHz; Medium parameters used: f = 835 MHz; σ=0.89 mho/m; εr =40.96; ρ= 1000 kg/m³ ;
Phantom section: Right Section
Ambient temperature (℃): 21.8, Liquid temperature (℃): 21.5

SATIMO Configuration:
Probe: SSE2; Calibrated: Aug. 08,2017; Serial No.: SN 08/16 EPGO282
- Sensor-Surface: 4mm (Mechanical Surface Detection)
- Phantom: SAM twin phantom
- Measurement SW: OpenSAR V4_02_32

Configuration/ LTE Band 5 Mid- Touch-Right /Area Scan: Measurement grid: dx=8mm, dy=8mm
Configuration/ LTE Band 5 Mid- Touch-Right /Zoom Scan: Measurement grid: dx=8mm,dy=8mm, dz=5mm;

Area Scan	sam_direct_droit2_surf8mm.txt
Zoom Scan	5x5x7,dx=8mm dy=8mm dz=5mm
Phantom	Right head
Device Position	Cheek
Band	LTE Band 5
Channels	Middle
Signal	OFDM (Crest factor: 1.0)

SURFACE SAR	VOLUME SAR
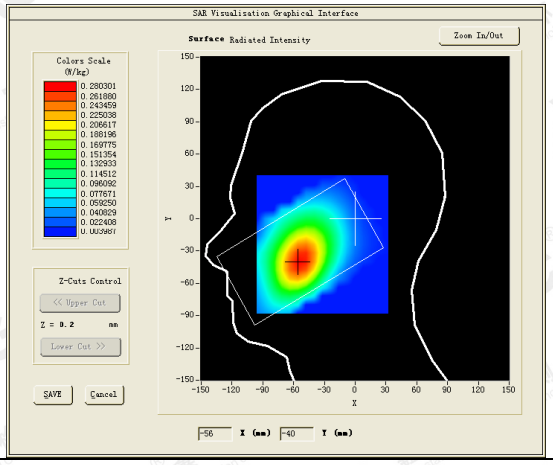	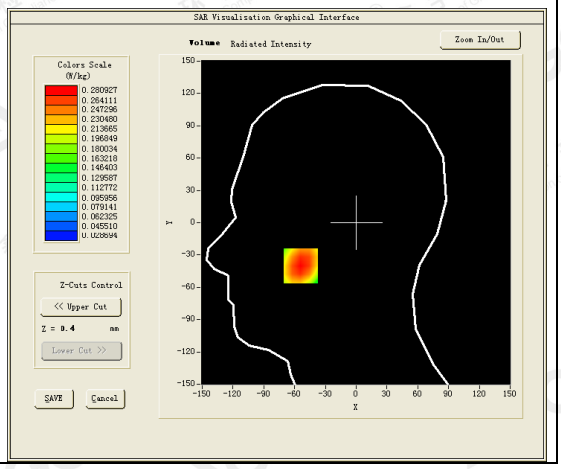

Maximum location: X=-54.00, Y=-40.00
SAR Peak: 0.35 W/kg

SAR 10g (W/Kg)	0.199809
SAR 1g (W/Kg)	0.271932

The results shown in this test report refer only to the sample(s) tested unless otherwise stated and the sample(s) are retained for 30 days only. The document is issued by AGC, this document cannot be reproduced except in full with our prior written permission. The more details and the authenticity of the report will be confirmed at http://www.agc-cert.com.

Z (mm)	0.00	4.00	9.00	14.00	19.00	24.00	29.00
SAR (W/Kg)	0.3419	0.2809	0.2210	0.1716	0.1344	0.1036	0.0780

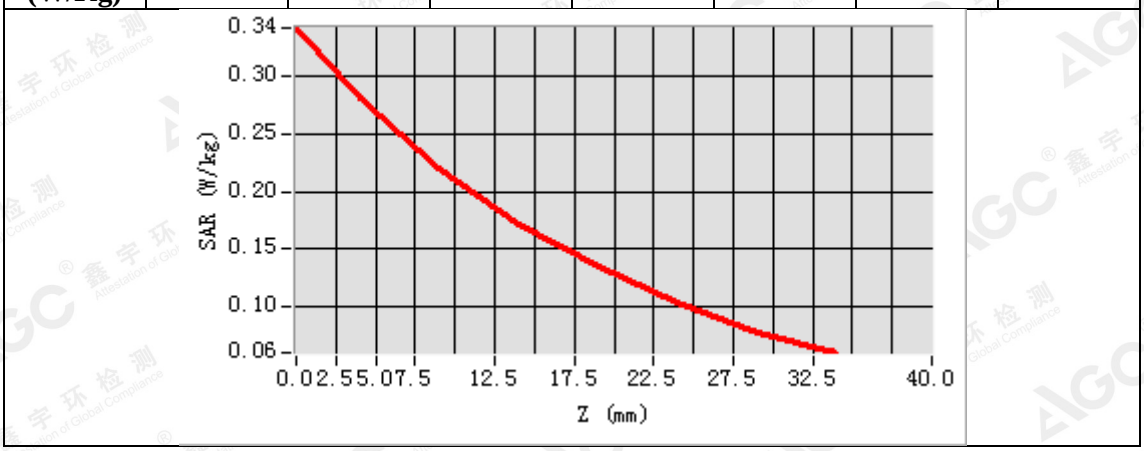

3D screen shot	Hot spot position
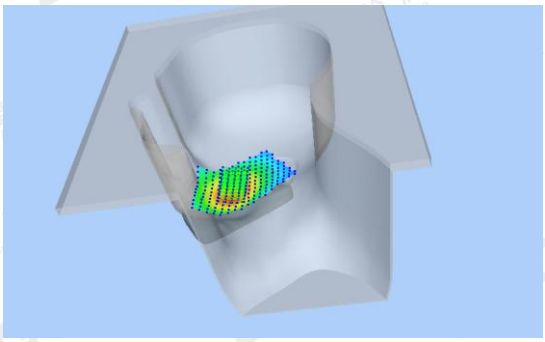	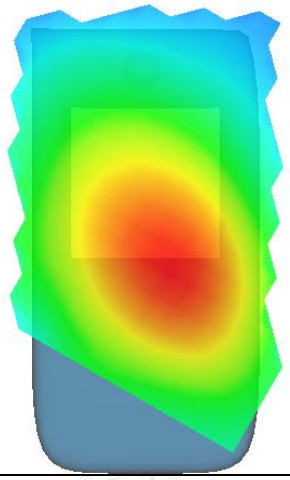

The results shown in this test report refer only to the sample(s) tested unless otherwise stated and the sample(s) are retained for 30 days only. The document is issued by AGC, this document cannot be reproduced except in full with our prior written permission. The more details and the authenticity of the report will be confirmed at http://www.agc-cert.com.

Test Laboratory: AGC Lab **Date: June 30,2018**
LTE Band 5 Mid-Body-Back (1 RB#0)
DUT: Smartphone; Type: VOLT_5XL

Communication System: LTE; Communication System Band: LTE Band 5; Duty Cycle:1:1; Conv.F=1.81
Frequency:836.5 MHz; Medium parameters used: f = 835 MHz; σ=0.95mho/m; εr =54.51; ρ= 1000 kg/m³ ;
Phantom section: Flat Section
Ambient temperature (℃): 21.8, Liquid temperature (℃): 21.5

SATIMO Configuration:
- Probe: SSE2; Calibrated: Aug. 08,2017; Serial No.: SN 08/16 EPGO282
- Sensor-Surface: 4mm (Mechanical Surface Detection)
- Phantom: SAM twin phantom
- Measurement SW: OpenSAR V4_02_32

Configuration/ LTE Band 5 Mid-Body-back/Area Scan: Measurement grid: dx=8mm, dy=8mm
Configuration/ LTE Band 5 Mid-Body-back/Zoom Scan: Measurement grid: dx=8mm,dy=8mm, dz=5m;

Area Scan	sam_direct_droit2_surf8mm.txt
Zoom Scan	5x5x7,dx=8mm dy=8mm dz=5mm
Phantom	Validation plane
Device Position	Body Back
Band	LTE Band 5
Channels	Middle
Signal	OFDM (Crest factor: 1.0)

SURFACE SAR	VOLUME SAR
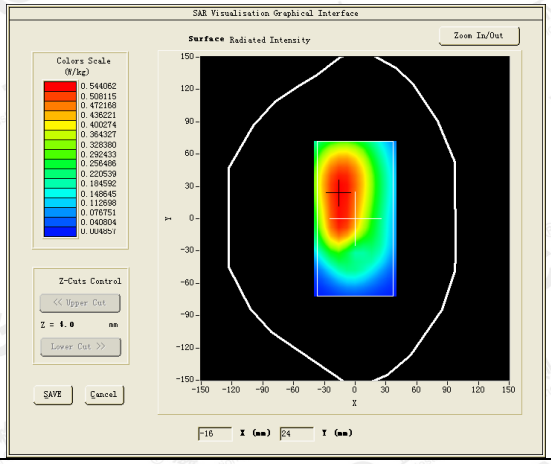	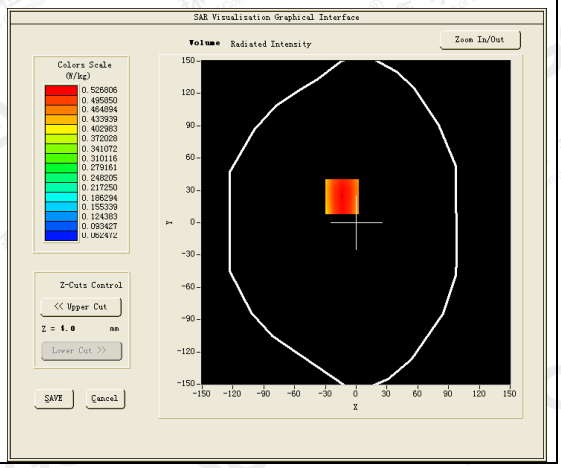

Maximum location: X=-14.00, Y=24.00
SAR Peak: 0.66 W/kg

SAR 10g (W/Kg)	0.371145
SAR 1g (W/Kg)	0.510824

The results shown in this test report refer only to the sample(s) tested unless otherwise stated and the sample(s) are retained for 30 days only. The document is issued by AGC, this document cannot be reproduced except in full with our prior written permission. The more details and the authenticity of the report will be confirmed at http://www.agc-cert.com.

Z (mm)	0.00	4.00	9.00	14.00	19.00	24.00	29.00
SAR (W/Kg)	0.6631	0.5268	0.3957	0.2988	0.2260	0.1701	0.1285

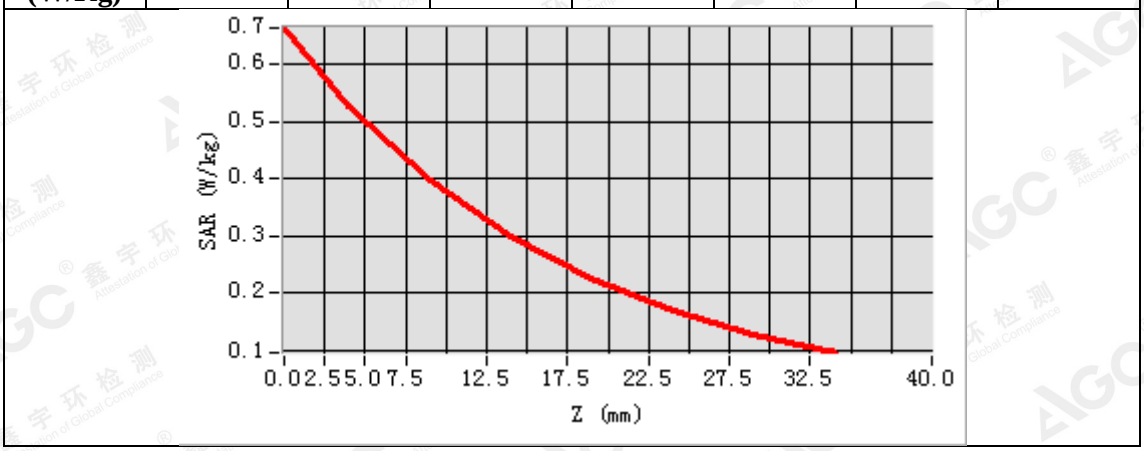

3D screen shot	Hot spot position
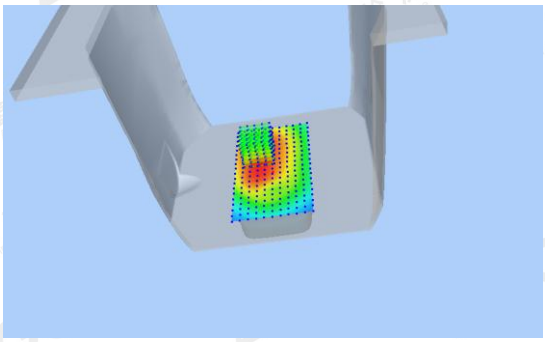	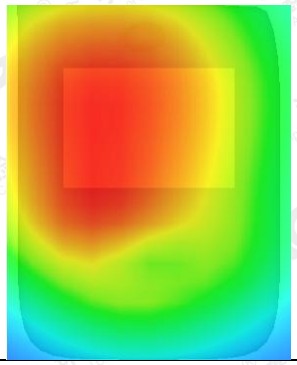

The results shown in this test report refer only to the sample(s) tested unless otherwise stated and the sample(s) are retained for 30 days only. The document is issued by AGC, this document cannot be reproduced except in full with our prior written permission. The more details and the authenticity of the report will be confirmed at http://www.agc-cert.com.

Test Laboratory: AGC Lab **Date: July 02,2018**
LTE Band 12 Mid-Touch-Left (1 RB#0)
DUT: Smartphone; Type: VOLT_5XL

Communication System: LTE; Communication System Band: LTE Band 12; Duty Cycle:1:1; Conv.F=1.61
Frequency: 707.5 MHz; Medium parameters used: f = 750 MHz; σ=0.86 mho/m; εr =43.35; ρ= 1000 kg/m³ ;
Phantom section: Left Section
Ambient temperature (℃): 22.0, Liquid temperature (℃): 21.3

SATIMO Configuration:
- Probe: SSE2; Calibrated: Aug. 08,2017; Serial No.: SN 08/16 EPGO282
- Sensor-Surface: 4mm (Mechanical Surface Detection)
- Phantom: SAM twin phantom
- Measurement SW: OpenSAR V4_02_32

Configuration/ LTE Band 12 Mid- Touch-Left /Area Scan: Measurement grid: dx=8mm, dy=8mm
Configuration/ LTE Band 12 Mid- Touch-Left /Zoom Scan: Measurement grid: dx=8mm,dy=8mm, dz=5mm;

Area Scan	sam_direct_droit2_surf8mm.txt
Zoom Scan	5x5x7,dx=8mm dy=8mm dz=5mm
Phantom	Left head
Device Position	Cheek
Band	LTE Band 12
Channels	Middle
Signal	OFDM (Crest factor: 1.0)

SURFACE SAR	VOLUME SAR
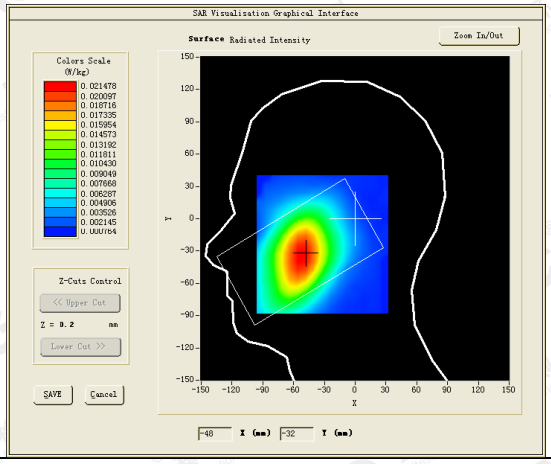	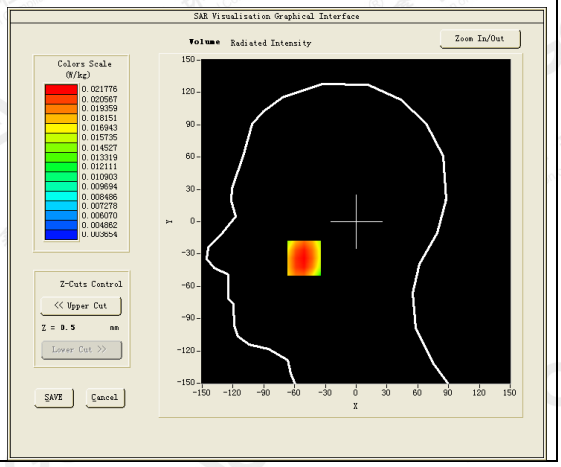

Maximum location: X=-51.00, Y=-34.00
SAR Peak: 0.03 W/kg

SAR 10g (W/Kg)	0.017101
SAR 1g (W/Kg)	0.021748

The results shown in this test report refer only to the sample(s) tested unless otherwise stated and the sample(s) are retained for 30 days only. The document is issued by AGC, this document cannot be reproduced except in full with our prior written permission. The more details and the authenticity of the report will be confirmed at http://www.agc-cert.com.

Z (mm)	0.00	4.00	9.00	14.00	19.00	24.00	29.00
SAR (W/Kg)	0.0246	0.0218	0.0184	0.0157	0.0127	0.0104	0.0084

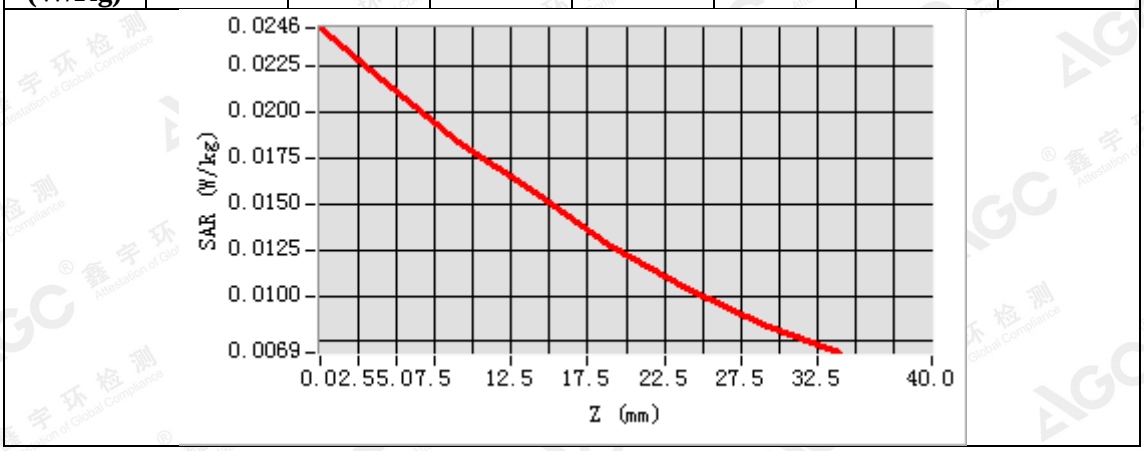

3D screen shot	Hot spot position
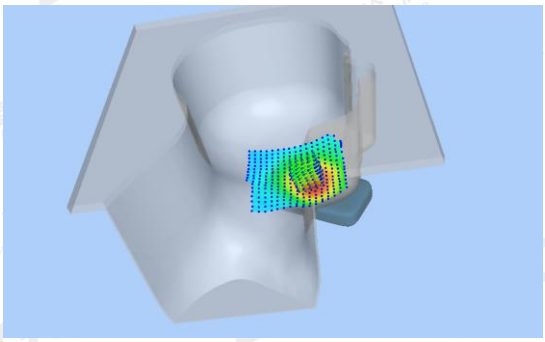	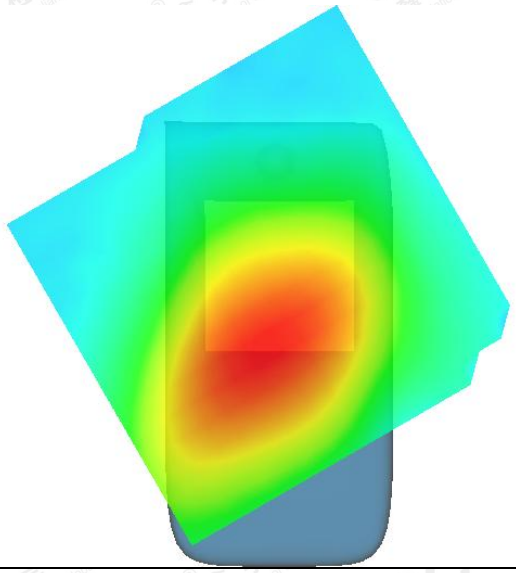

The results shown in this test report refer only to the sample(s) tested unless otherwise stated and the sample(s) are retained for 30 days only. The document is issued by AGC, this document cannot be reproduced except in full with our prior written permission. The more details and the authenticity of the report will be confirmed at http://www.agc-cert.com.

Test Laboratory: AGC Lab **Date: July 02,2018**
LTE Band 12 Mid-Body-Back (1 RB#0)
DUT: Smartphone; Type: VOLT_5XL

Communication System: LTE; Communication System Band: LTE Band 12; Duty Cycle:1:1; Conv.F=1.66;
Frequency: 707.5 MHz; Medium parameters used: f = 750 MHz; σ=0.93 mho/m; εr =56.69; ρ= 1000 kg/m³ ;
Phantom section: Flat Section
Ambient temperature (℃): 22.0, Liquid temperature (℃): 21.5

SATIMO Configuration:
- Probe: SSE2; Calibrated: Aug. 08,2017; Serial No.: SN 08/16 EPGO282
- Sensor-Surface: 4mm (Mechanical Surface Detection)
- Phantom: SAM twin phantom
- Measurement SW: OpenSAR V4_02_32

Configuration/ LTE Band 12 Mid-Body-back/Area Scan: Measurement grid: dx=8mm, dy=8mm
Configuration/ LTE Band 12 Mid-Body-back/Zoom Scan: Measurement grid: dx=8mm,dy=8mm, dz=5m;

Area Scan	sam_direct_droit2_surf8mm.txt
Zoom Scan	5x5x7,dx=8mm dy=8mm dz=5mm
Phantom	Validation plane
Device Position	Body Back
Band	LTE Band 12
Channels	Middle
Signal	OFDM (Crest factor: 1.0)

SURFACE SAR	VOLUME SAR
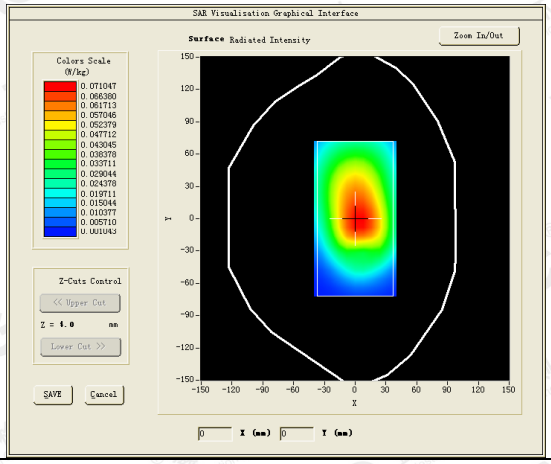	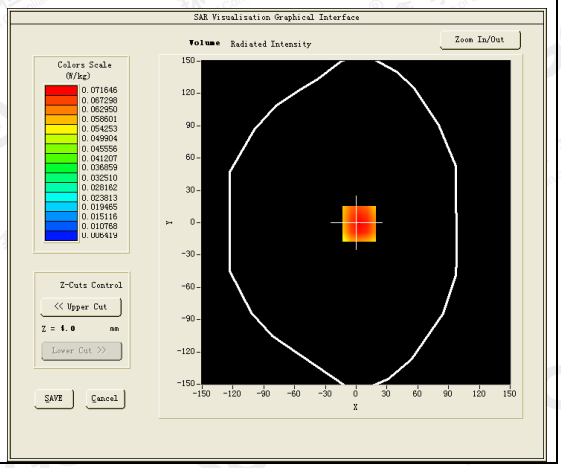

Maximum location: X=3.00, Y=-1.00
SAR Peak: 0.09 W/kg

SAR 10g (W/Kg)	0.054313
SAR 1g (W/Kg)	0.073986

The results shown in this test report refer only to the sample(s) tested unless otherwise stated and the sample(s) are retained for 30 days only. The document is issued by AGC, this document cannot be reproduced except in full with our prior written permission. The more details and the authenticity of the report will be confirmed at http://www.agc-cert.com.

Z (mm)	0.00	4.00	9.00	14.00	19.00	24.00	29.00
SAR (W/Kg)	0.0876	0.0716	0.0557	0.0434	0.0334	0.0252	0.0191

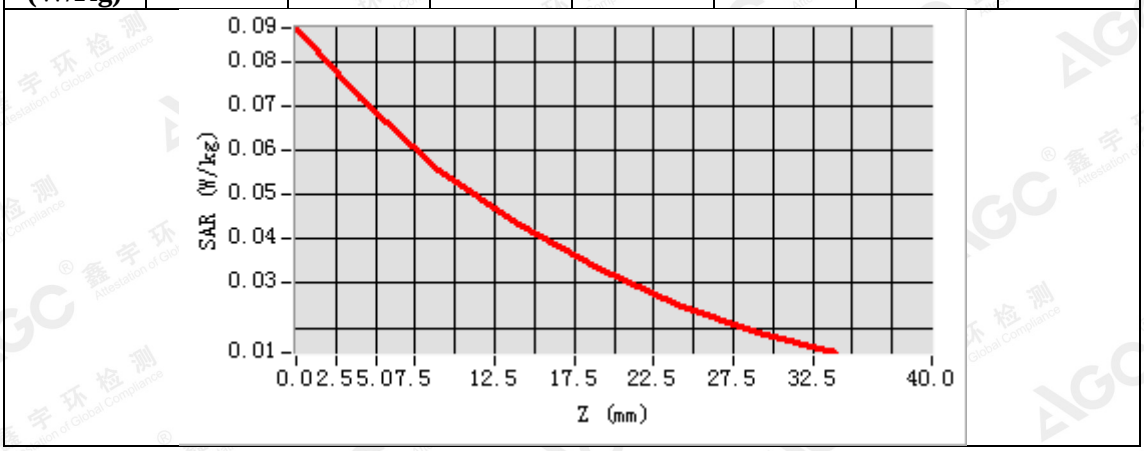

3D screen shot	Hot spot position
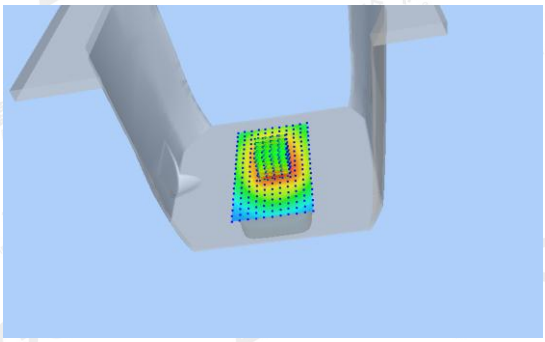	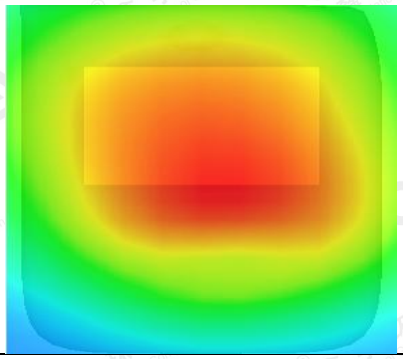

The results shown in this test report refer only to the sample(s) tested unless otherwise stated and the sample(s) are retained for 30 days only. The document is issued by AGC, this document cannot be reproduced except in full with our prior written permission. The more details and the authenticity of the report will be confirmed at http://www.agc-cert.com.

WIFI MODE
Test Laboratory: AGC Lab **Date: June 29,2018**
802.11b High-Touch-Right
DUT: Smartphone; Type: VOLT_5XL

Communication System: Wi-Fi; Communication System Band: 802.11b; Duty Cycle: 1:1; Conv.F=2.52;
Frequency: 2462 MHz; Medium parameters used: f = 2450 MHz; σ =1.80mho/m; εr =38.75 ρ= 1000 kg/m³ ;
Phantom section: Right Section
Ambient temperature (℃):21.9, Liquid temperature (℃): 21.3

SATIMO Configuration:
- Probe: SSE2; Calibrated: Aug. 08,2017; Serial No.: SN 08/16 EPGO282
- Sensor-Surface: 4mm (Mechanical Surface Detection)
- Phantom: SAM twin phantom
- Measurement SW: OpenSAR V4_02_32

Configuration/802.11b High- Touch-Right/Area Scan: Measurement grid: dx=8mm, dy=8mm
Configuration/802.11b High- Touch-Right/Zoom Scan: Measurement grid: dx=5mm,dy=5mm, dz=5mm

Area Scan	sam_direct_droit2_surf8mm.txt
ZoomScan	7x7x7,dx=5mm dy=5mm dz=5mm
Phantom	Right head
Device Position	Cheek
Band	2450MHz
Channels	High
Signal	Crest factor: 1.0

SURFACE SAR	VOLUME SAR
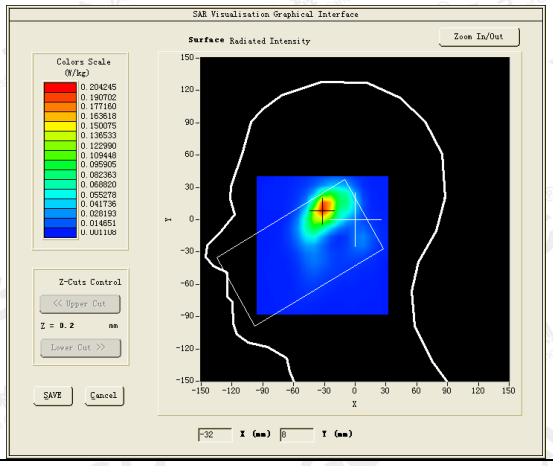	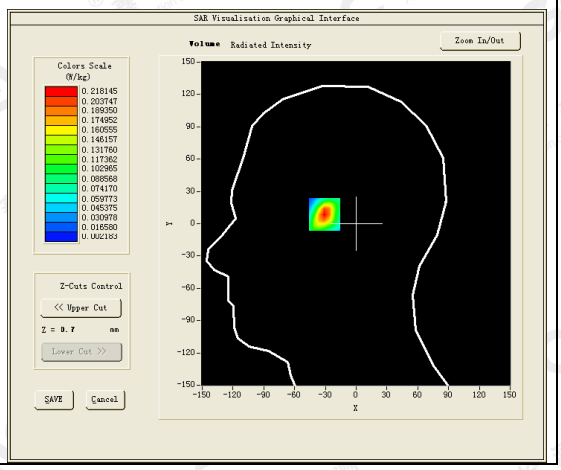

Maximum location: X=-31.00, Y=11.00
SAR Peak: 0.36 W/kg

SAR 10g (W/Kg)	0.090208
SAR 1g (W/Kg)	0.195390

The results shown in this test report refer only to the sample(s) tested unless otherwise stated and the sample(s) are retained for 30 days only. The document is issued by AGC, this document cannot be reproduced except in full with our prior written permission. The more details and the authenticity of the report will be confirmed at http://www.agc-cert.com.

Z (mm)	0.00	4.00	9.00	14.00	19.00	24.00	29.00
SAR (W/Kg)	0.3502	0.2181	0.1154	0.0594	0.0307	0.0163	0.0085

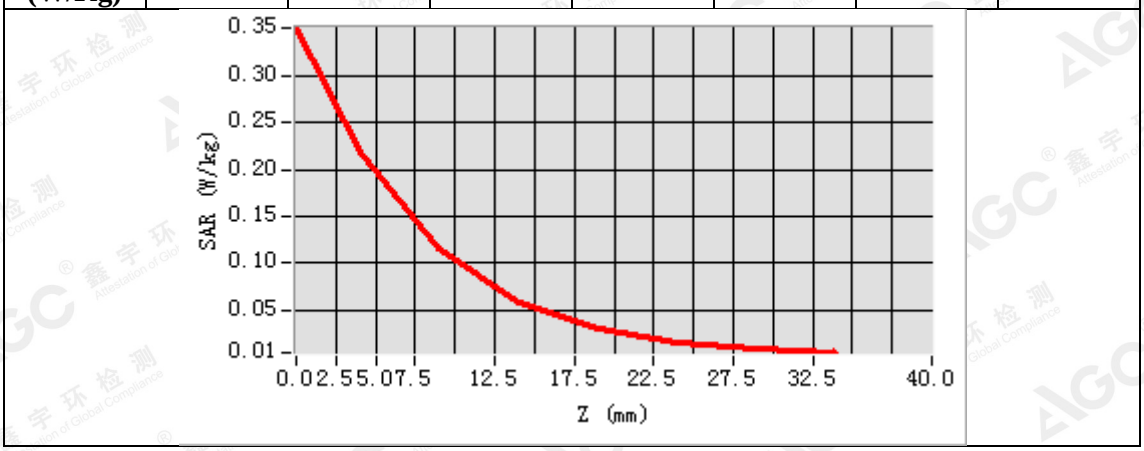

3D screen shot	Hot spot position
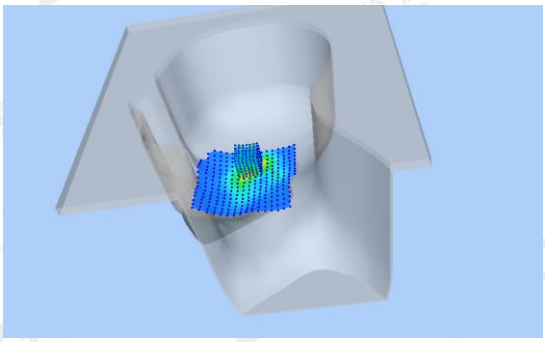	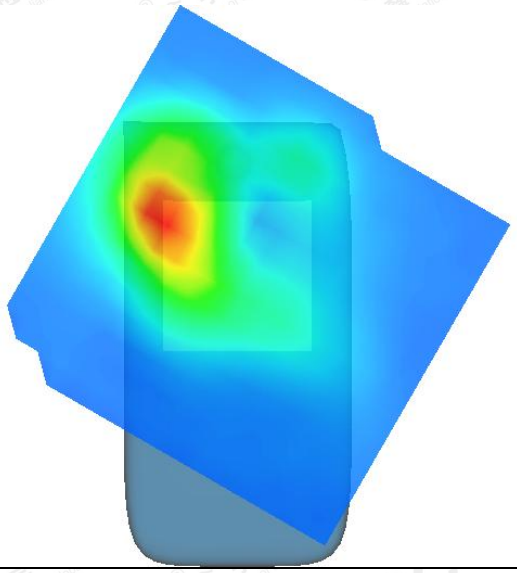

The results shown in this test report refer only to the sample(s) tested unless otherwise stated and the sample(s) are retained for 30 days only. The document is issued by AGC, this document cannot be reproduced except in full with our prior written permission. The more details and the authenticity of the report will be confirmed at http://www.agc-cert.com.

Test Laboratory: AGC Lab **Date: June 29,2018**
802.11b High-Body-Worn- Back
DUT: Smartphone; Type: VOLT_5XL

Communication System: Wi-Fi; Communication System Band: 802.11b; Duty Cycle: 1:1; Conv.F=2.58;
Frequency: 2462 MHz; Medium parameters used: f = 2450 MHz; σ =1.95mho/m; εr =52.86; ρ= 1000 kg/m³ ;
Phantom section: Flat Section
Ambient temperature (℃):21.9, Liquid temperature (℃): 21.5

SATIMO Configuration:
- Probe: SSE2; Calibrated: Aug. 08,2017; Serial No.: SN 08/16 EPGO282
- Sensor-Surface: 4mm (Mechanical Surface Detection)
- Phantom: SAM twin phantom
- Measurement SW: OpenSAR V4_02_32

Configuration/802.11b High- Body- Back /Area Scan: Measurement grid: dx=8mm, dy=8mm
Configuration/802.11b High- Body- Back /Zoom Scan: Measurement grid: dx=5mm,dy=5mm, dz=5mm;

Area Scan	sam_direct_droit2_surf8mm.txt
ZoomScan	7x7x7,dx=5mm dy=5mm dz=5mm
Phantom	Validation plane
Device Position	Body Back
Band	2450MHz
Channels	High
Signal	Crest factor: 1.0

SURFACE SAR	VOLUME SAR
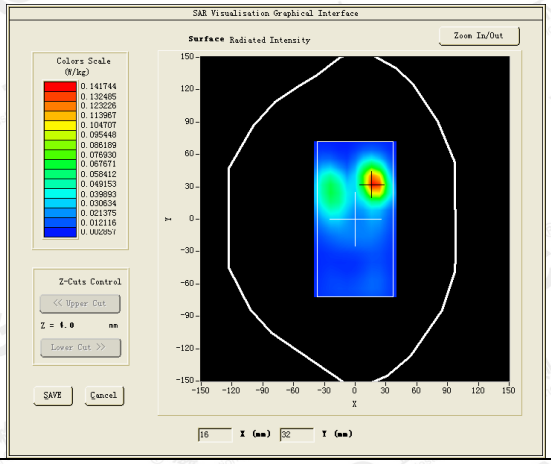	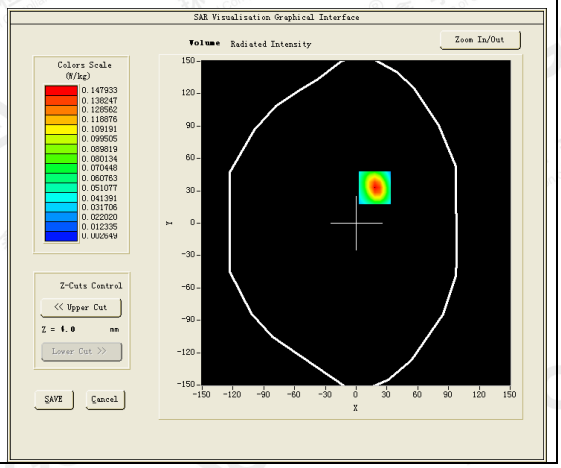

Maximum location: X=18.00, Y=33.00
SAR Peak: 0.24 W/kg

SAR 10g (W/Kg)	0.063799
SAR 1g (W/Kg)	0.134964

The results shown in this test report refer only to the sample(s) tested unless otherwise stated and the sample(s) are retained for 30 days only. The document is issued by AGC, this document cannot be reproduced except in full with our prior written permission. The more details and the authenticity of the report will be confirmed at http://www.agc-cert.com.

Z (mm)	0.00	4.00	9.00	14.00	19.00	24.00	29.00
SAR (W/Kg)	0.2375	0.1479	0.0782	0.0406	0.0216	0.0117	0.0072

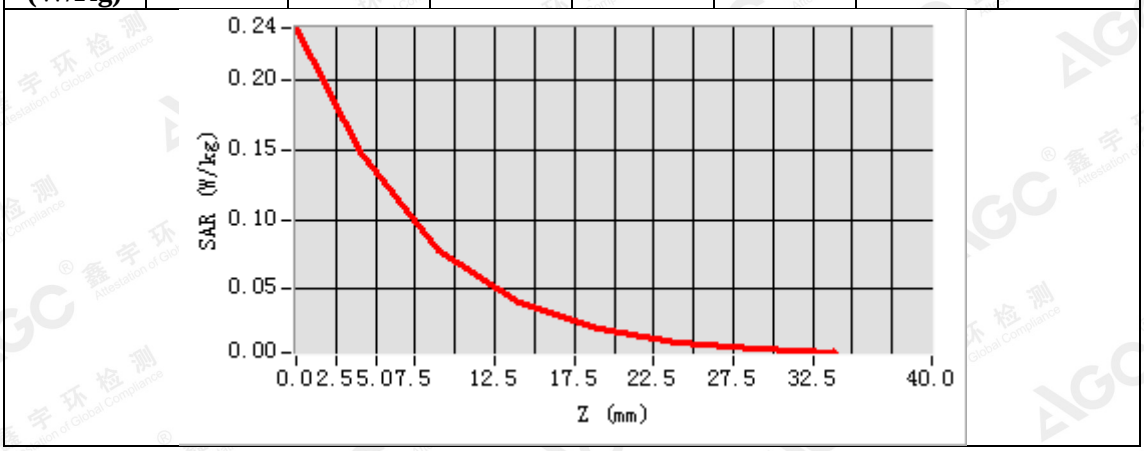

3D screen shot	Hot spot position
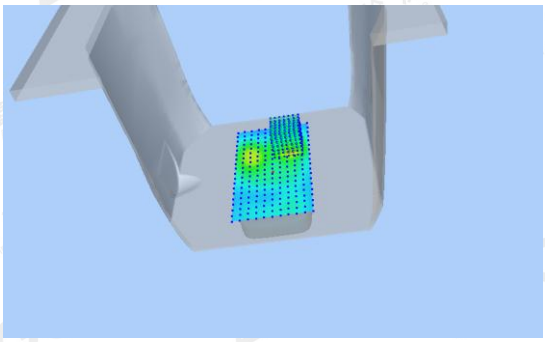	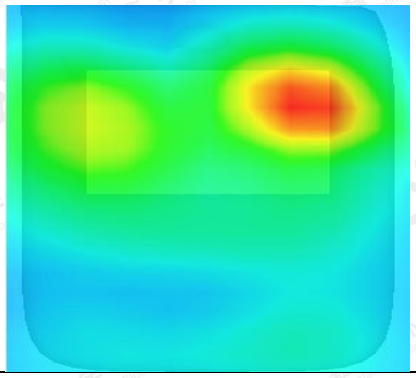

The results shown in this test report refer only to the sample(s) tested unless otherwise stated and the sample(s) are retained for 30 days only. The document is issued by AGC, this document cannot be reproduced except in full with our prior written permission. The more details and the authenticity of the report will be confirmed at http://www.agc-cert.com.

Repeated SAR
Test Laboratory: AGC Lab **Date: July 05,2018**
GPRS 850 Low- Body- Back (3up)
DUT: Smartphone; Type: VOLT_5XL

Communication System: GPRS-3 Slot; Communication System Band: GSM 850; Duty Cycle: 1:2.7; Conv.F=1.81; Frequency: 824.2 MHz; Medium parameters used: f = 835 MHz; σ= 0.93 mho/m; εr = 56.38; ρ= 1000 kg/m³ ;
Phantom section: Flat Section
Ambient temperature (℃): 22.1, Liquid temperature (℃): 21.5

SATIMO Configuration:
- Probe: SSE2; Calibrated: Aug. 08,2017; Serial No.: SN 08/16 EPGO282
- Sensor-Surface: 4mm (Mechanical Surface Detection)
- Phantom: SAM twin phantom
- Measurement SW: OpenSAR V4_02_32

Configuration/GPRS 850 Low-Body-Back/Area Scan: Measurement grid: dx=8mm, dy=8mm
Configuration/GPRS 850 Low-Body-Back/Zoom Scan: Measurement grid: dx=8mm,dy=8mm, dz=5mm;

Area Scan	sam_direct_droit2_surf8mm.txt
Zoom Scan	5x5x7,dx=8mm dy=8mm dz=5mm,Complete
Phantom	Validation plane
Device Position	Body Back
Band	GSM 850
Channels	Low
Signal	TDMA (Crest factor: 2.7)

SURFACE SAR	VOLUME SAR
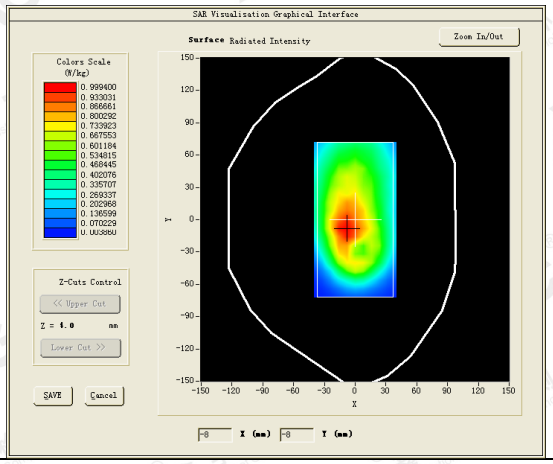	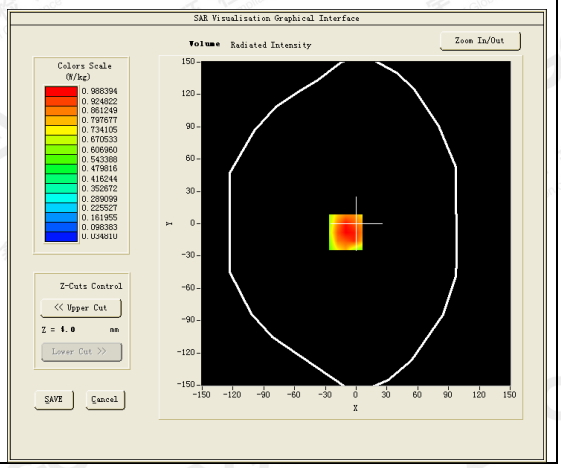

Maximum location: X=-10.00, Y=-8.00
SAR Peak: 1.41 W/kg

SAR 10g (W/Kg)	0.667232
SAR 1g (W/Kg)	0.973166

The results shown in this test report refer only to the sample(s) tested unless otherwise stated and the sample(s) are retained for 30 days only. The document is issued by AGC, this document cannot be reproduced except in full with our prior written permission. The more details and the authenticity of the report will be confirmed at http://www.agc-cert.com.

Z (mm)	0.00	4.00	9.00	14.00	19.00	24.00	29.00
SAR (W/Kg)	1.3443	0.9884	0.6843	0.4986	0.3531	0.2368	0.1641

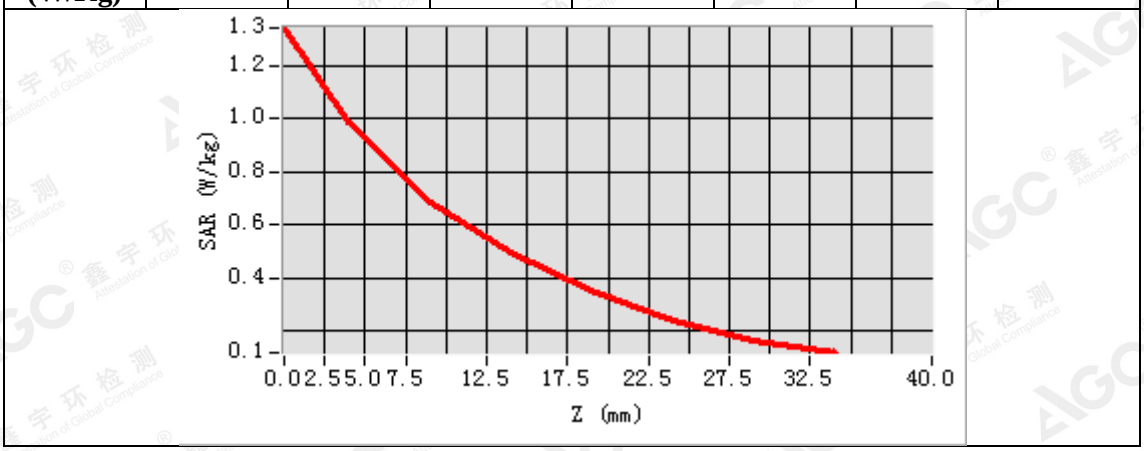

3D screen shot	Hot spot position
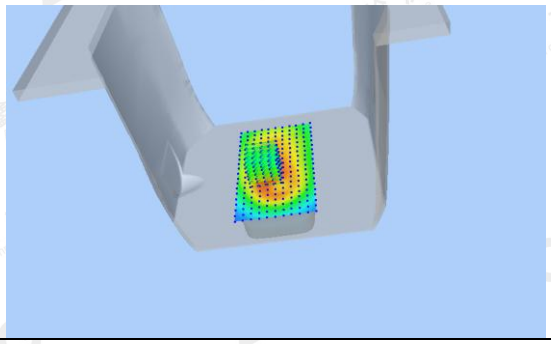	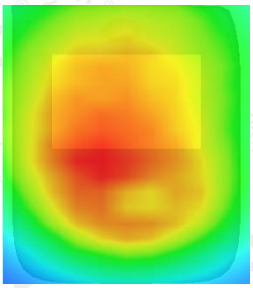

The results shown in this test report refer only to the sample(s) tested unless otherwise stated and the sample(s) are retained for 30 days only. The document is issued by AGC, this document cannot be reproduced except in full with our prior written permission. The more details and the authenticity of the report will be confirmed at http://www.agc-cert.com.

Test Laboratory: AGC Lab **Date: July 04,2018**
GPRS 1900 Low-Body-Back (4up)-earphone
DUT: Smartphone; Type: VOLT_5XL

Communication System: GPRS-4Slot; Communication System Band: PCS 1900; Duty Cycle: 1:2.1; Conv.F=2.39; Frequency: 1850.2 MHz; Medium parameters used: f = 1900 MHz; σ= 1.46 mho/m; εr =55.11; ρ= 1000 kg/m³ ;
Phantom section: Flat Section
Ambient temperature (℃): 22.3, Liquid temperature (℃): 21.9

SATIMO Configuration:
- Probe: SSE2; Calibrated: Aug. 08,2017; Serial No.: SN 08/16 EPGO282
- Sensor-Surface: 4mm (Mechanical Surface Detection)
- Phantom: SAM twin phantom
- Measurement SW: OpenSAR V4_02_32

Configuration/GPRS1900 Low-Body-Back/Area Scan: Measurement grid: dx=8mm, dy=8mm
Configuration/GPRS1900 Low-Body-Back/Zoom Scan: Measurement grid: dx=8mm,dy=8mm, dz=5mm;

Area Scan	sam_direct_droit2_surf8mm.txt
Zoom Scan	5x5x7,dx=8mm dy=8mm dz=5mm,Complete
Phantom	Validation plane
Device Position	Body Back
Band	PCS 1900
Channels	Low
Signal	TDMA (Crest factor: 2.0)

SURFACE SAR	VOLUME SAR
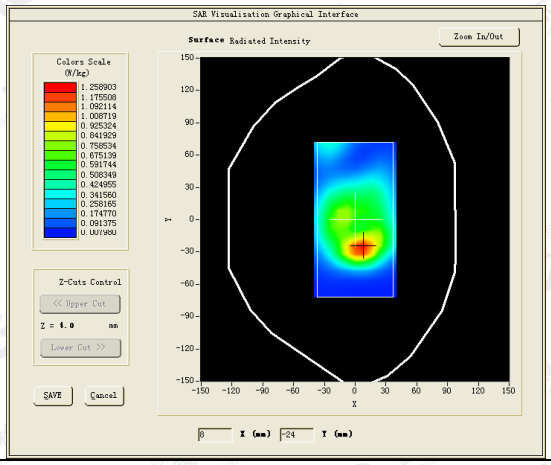	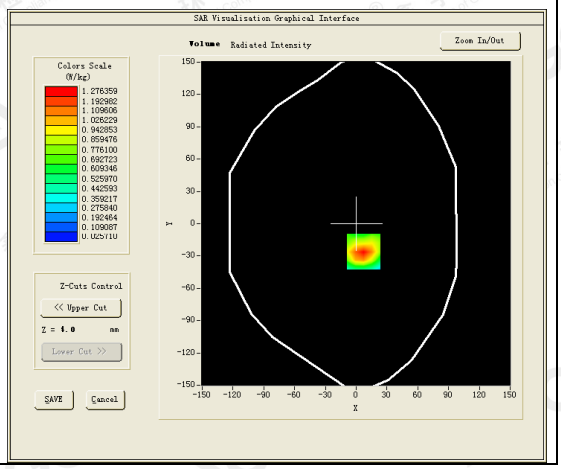

Maximum location: X=7.00, Y=-26.00
SAR Peak: 1.90 W/kg

SAR 10g (W/Kg)	0.652848
SAR 1g (W/Kg)	1.194634

The results shown in this test report refer only to the sample(s) tested unless otherwise stated and the sample(s) are retained for 30 days only. The document is issued by AGC, this document cannot be reproduced except in full with our prior written permission. The more details and the authenticity of the report will be confirmed at http://www.agc-cert.com.

Z (mm)	0.00	4.00	9.00	14.00	19.00	24.00	29.00
SAR (W/Kg)	1.8572	1.2764	0.7787	0.4555	0.2710	0.1629	0.0957

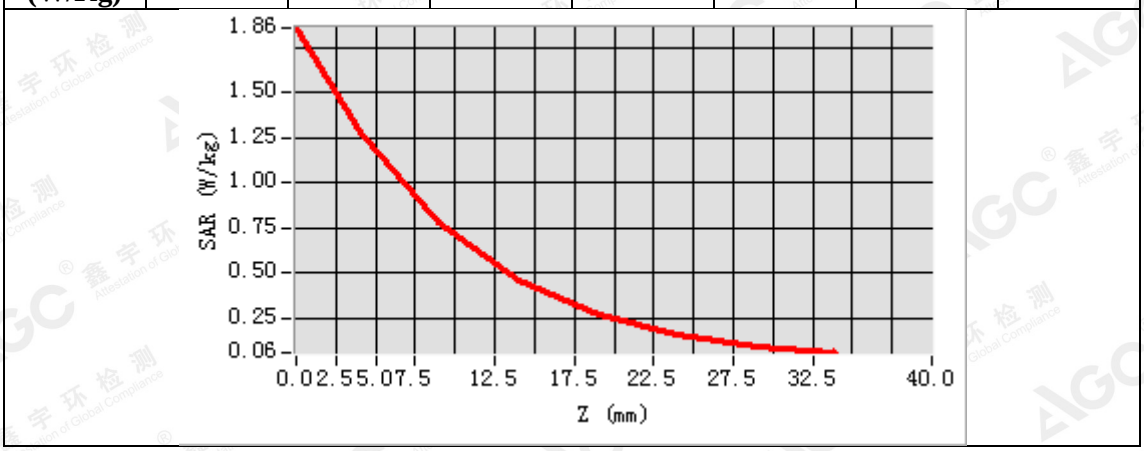

3D screen shot	Hot spot position
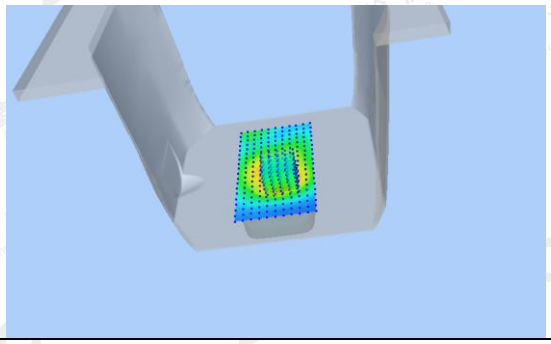	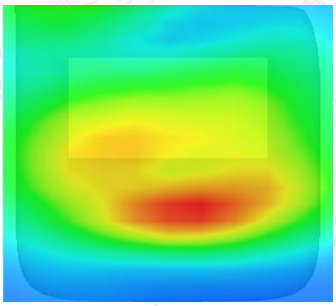

The results shown in this test report refer only to the sample(s) tested unless otherwise stated and the sample(s) are retained for 30 days only. The document is issued by AGC, this document cannot be reproduced except in full with our prior written permission. The more details and the authenticity of the report will be confirmed at http://www.agc-cert.com.

Test Laboratory: AGC Lab **Date: July 04,2018**
WCDMA Band II Low-Body-Towards Grounds (RMC 12.2kbps)
DUT: Smartphone; Type: VOLT_5XL

Communication System: UMTS; Communication System Band: Band II UTRA/FDD ;Duty Cycle:1:1; Conv.F=2.39;
Frequency: 1852.4 MHz; Medium parameters used: f = 1900 MHz; σ=1.48 mho/m; εr =54.63; ρ= 1000 kg/m³ ;
Phantom section: Flat Section
Ambient temperature (℃): 22.3, Liquid temperature (℃): 21.9

SATIMO Configuration:
- Probe: SSE2; Calibrated: Aug. 08,2017; Serial No.: SN 08/16 EPGO282
- Sensor-Surface: 4mm (Mechanical Surface Detection)
- Phantom: SAM twin phantom
- Measurement SW: OpenSAR V4_02_32

Configuration/ WCDMA band II Low-Body-back/Area Scan: Measurement grid: dx=8mm, dy=8mm
Configuration/ WCDMA band II Low-Body-back/Zoom Scan: Measurement grid: dx=8mm,dy=8mm, dz=5m;

Area Scan	sam_direct_droit2_surf8mm.txt
ZoomScan	5x5x7,dx=8mm dy=8mm dz=5mm,Complete
Phantom	Validation plane
Device Position	Body Back
Band	WCDMA band II
Channels	Low
Signal	CDMA (Crest factor: 1.0)

SURFACE SAR	VOLUME SAR
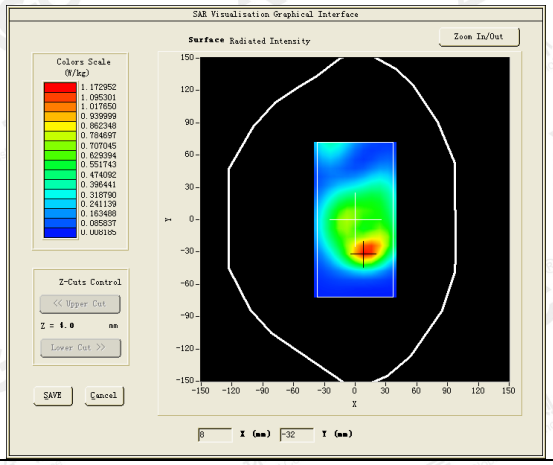	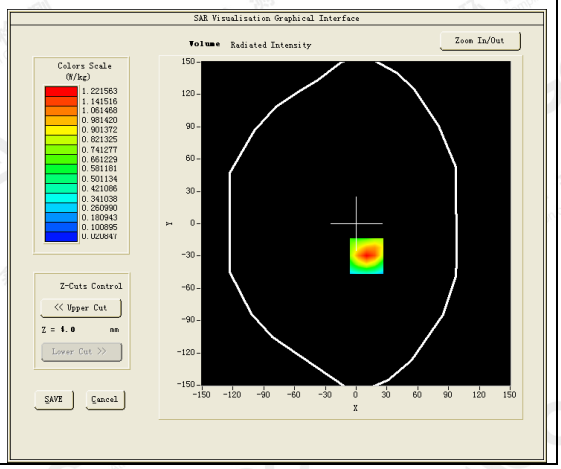

Maximum location: X=10.00, Y=-30.00
SAR Peak: 1.87 W/kg

SAR 10g (W/Kg)	0.613439
SAR 1g (W/Kg)	1.143477

The results shown in this test report refer only to the sample(s) tested unless otherwise stated and the sample(s) are retained for 30 days only. The document is issued by AGC, this document cannot be reproduced except in full with our prior written permission. The more details and the authenticity of the report will be confirmed at http://www.agc-cert.com.

Z (mm)	0.00	4.00	9.00	14.00	19.00	24.00	29.00
SAR (W/Kg)	1.8745	1.2216	0.6986	0.4043	0.2345	0.1367	0.0804

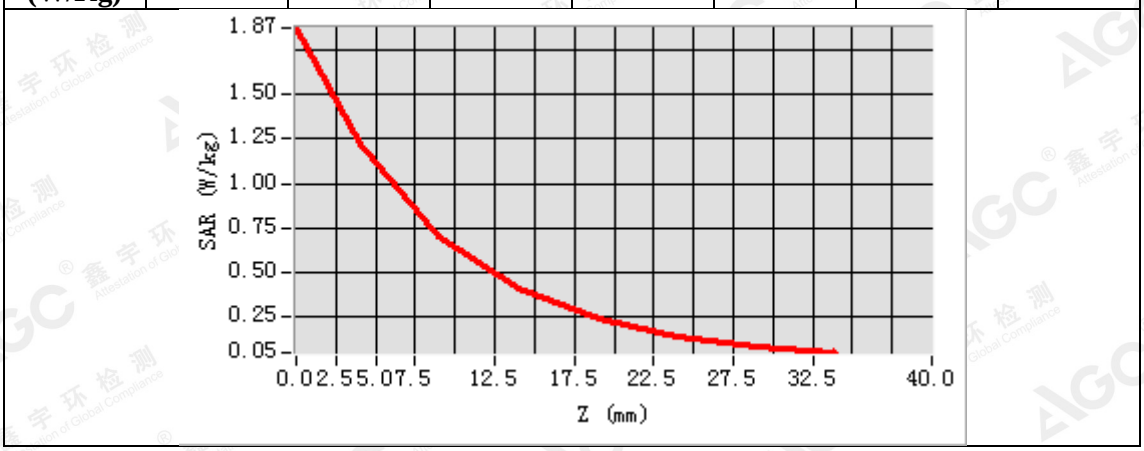

3D screen shot	Hot spot position
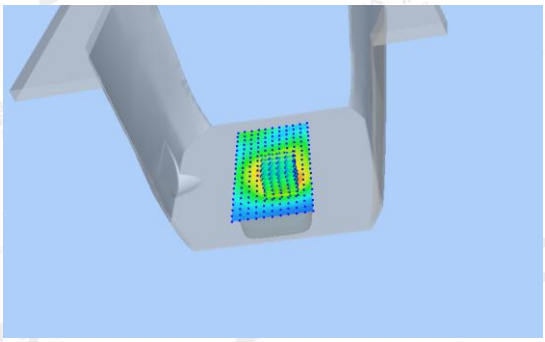	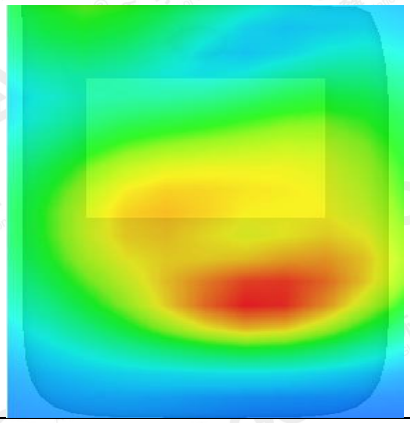

The results shown in this test report refer only to the sample(s) tested unless otherwise stated and the sample(s) are retained for 30 days only. The document is issued by AGC, this document cannot be reproduced except in full with our prior written permission. The more details and the authenticity of the report will be confirmed at http://www.agc-cert.com.

Test Laboratory: AGC Lab **Date: July 06,2018**
WCDMA Band IV Low-Body-Towards Grounds (RMC)
DUT: Smartphone; Type: VOLT_5XL

Communication System: UMTS; Communication System Band: BAND IV UTRA/FDD; Duty Cycle:1: 1; Conv.F=2.05; Frequency:1712.5MHz; Medium parameters used: f = 1750 MHz; σ= 1.44 mho/m; εr =55.05; ρ= 1000 kg/m³;
Phantom section: Flat Section
Ambient temperature (℃): 21.9, Liquid temperature (℃): 21.5

SATIMO Configuration:
- Probe: SSE2; Calibrated: Aug. 08,2017; Serial No.: SN 08/16 EPGO282
- Sensor-Surface: 4mm (Mechanical Surface Detection)
- Phantom: SAM twin phantom
- Measurement SW: OpenSAR V4_02_35

Configuration/ WCDMA Band IV Low-Body-Back/Area Scan: Measurement grid: dx=8mm, dy=8mm
Configuration/ WCDMA Band IV Low-Body-Back/Zoom Scan: Measurement grid: dx=8mm,dy=8mm, dz=5mm;

Area Scan	sam_direct_droit2_surf8mm.txt
ZoomScan	5x5x7,dx=8mm dy=8mm dz=5mm,Complete
Phantom	Validation plane
Device Position	Body Back
Band	WCDMA Band IV
Channels	Low
Signal	CDMA (Crest factor: 1.0)

SURFACE SAR	VOLUME SAR
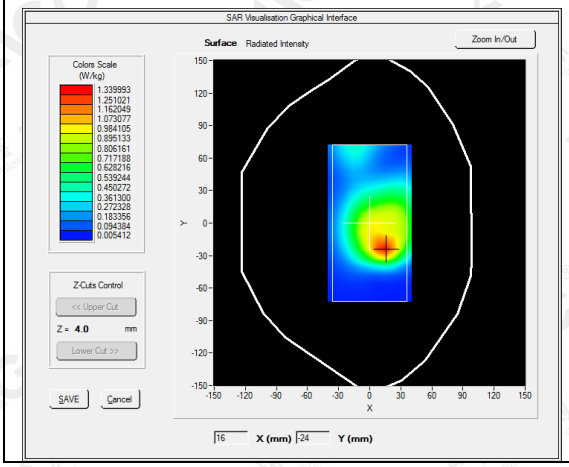	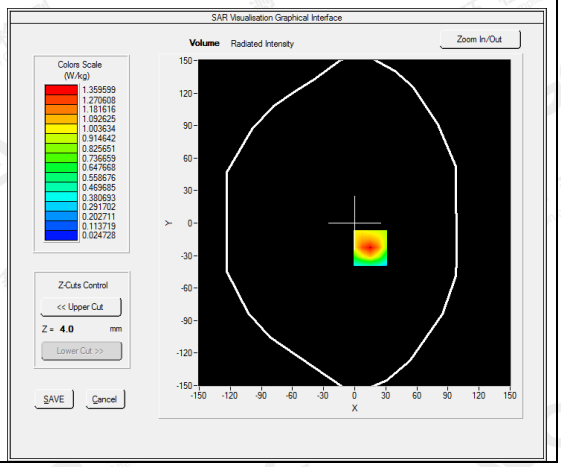

Maximum location: X=15.00, Y=-23.00
SAR Peak: 2.04 W/kg

SAR 10g (W/Kg)	0.718043
SAR 1g (W/Kg)	1.277363

The results shown in this test report refer only to the sample(s) tested unless otherwise stated and the sample(s) are retained for 30 days only. The document is issued by AGC, this document cannot be reproduced except in full with our prior written permission. The more details and the authenticity of the report will be confirmed at http://www.agc-cert.com.

Z (mm)	0.00	4.00	9.00	14.00	19.00	24.00	29.00
SAR (W/Kg)	2.0356	1.3596	0.8083	0.4917	0.2979	0.1813	0.1121

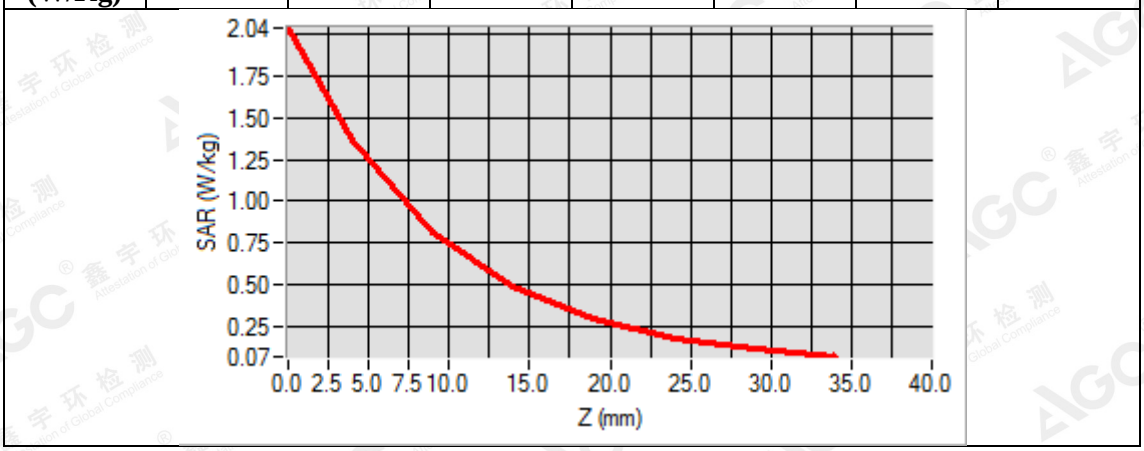

3D screen shot	Hot spot position
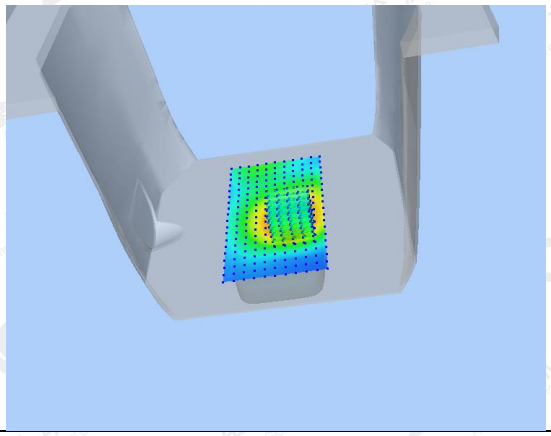	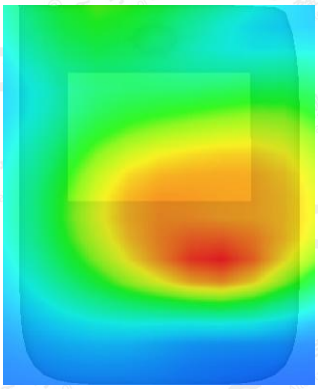

The results shown in this test report refer only to the sample(s) tested unless otherwise stated and the sample(s) are retained for 30 days only. The document is issued by AGC, this document cannot be reproduced except in full with our prior written permission. The more details and the authenticity of the report will be confirmed at http://www.agc-cert.com.

Test Laboratory: AGC Lab **Date: June 25,2018**
LTE Band 2 Low-Body-Back (1 RB#0)
DUT: Smartphone; Type: VOLT_5XL

Communication System: LTE; Communication System Band: LTE Band 2; Duty Cycle:1:1; Conv.F=2.39; Frequency:1860MHz; Medium parameters used: f = 1900 MHz; σ= 1.48 mho/m; εr =54.16; ρ= 1000 kg/m³ ;
Phantom section: Flat Section
Ambient temperature (℃): 21.8, Liquid temperature (℃): 21.5

SATIMO Configuration:
- Probe: SSE2; Calibrated: Aug. 08,2017; Serial No.: SN 08/16 EPGO282
- Sensor-Surface: 4mm (Mechanical Surface Detection)
- Phantom: SAM twin phantom
- Measurement SW: OpenSAR V4_02_32

Configuration/ LTE Band 2 Low-Body-back/Area Scan: Measurement grid: dx=8mm, dy=8mm
Configuration/ LTE Band 2 Low-Body-back/Zoom Scan: Measurement grid: dx=8mm,dy=8mm, dz=5m;

Area Scan	sam_direct_droit2_surf8mm.txt
Zoom Scan	5x5x7,dx=8mm dy=8mm dz=5mm
Phantom	Validation plane
Device Position	Body Back
Band	LTE Band 2
Channels	Low
Signal	OFDM (Crest factor: 1.0)

SURFACE SAR	VOLUME SAR
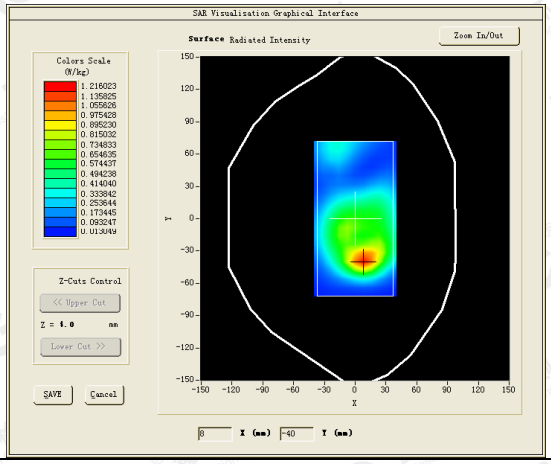	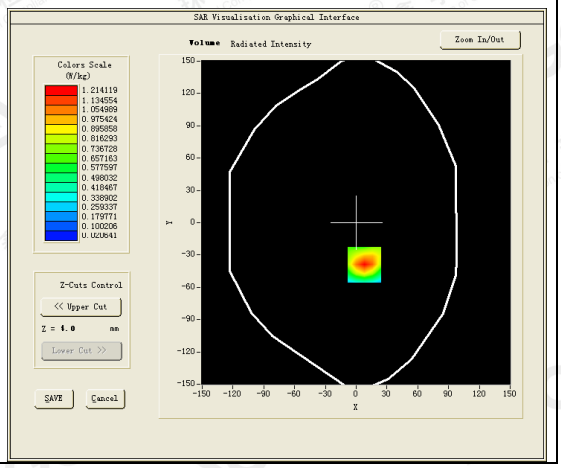

Maximum location: X=8.00, Y=-39.00
SAR Peak: 1.85 W/kg

SAR 10g (W/Kg)	0.608360
SAR 1g (W/Kg)	1.132257

The results shown in this test report refer only to the sample(s) tested unless otherwise stated and the sample(s) are retained for 30 days only. The document is issued by AGC, this document cannot be reproduced except in full with our prior written permission. The more details and the authenticity of the report will be confirmed at http://www.agc-cert.com.

Z (mm)	0.00	4.00	9.00	14.00	19.00	24.00	29.00
SAR (W/Kg)	1.8616	1.2141	0.6949	0.4035	0.2342	0.1371	0.0816

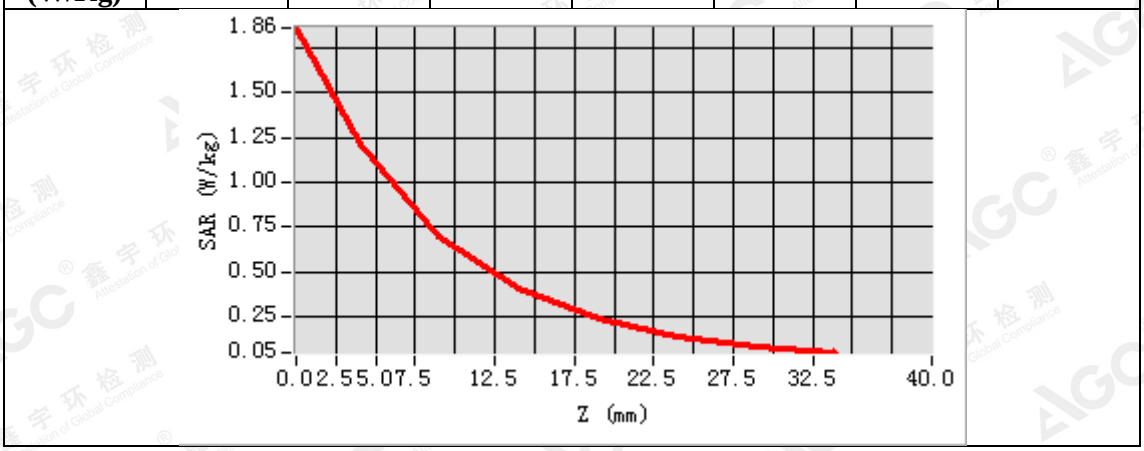

3D screen shot	Hot spot position
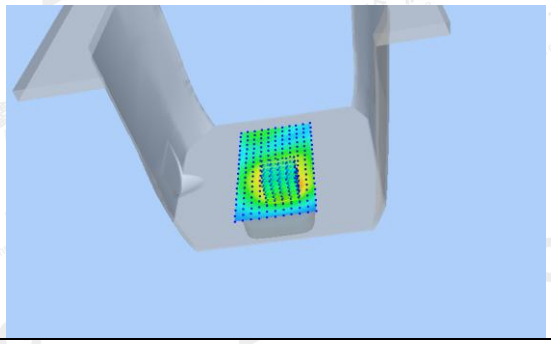	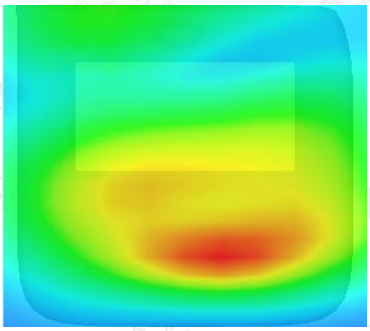

The results shown in this test report refer only to the sample(s) tested unless otherwise stated and the sample(s) are retained for 30 days only. The document is issued by AGC, this document cannot be reproduced except in full with our prior written permission. The more details and the authenticity of the report will be confirmed at http://www.agc-cert.com.

Test Laboratory: AGC Lab **Date: July 09,2018**
LTE Band 4 Mid-Body-Back (1 RB#0)
DUT: Smartphone; Type: VOLT_5XL

Communication System: LTE; Communication System Band: LTE Band 4; Duty Cycle:1:1; Conv.F=2.05; Frequency:1732.5 MHz; Medium parameters used: f = 1750 MHz; σ=1.47 mho/m; εr =54.26; ρ= 1000 kg/m³ ;
Phantom section: Flat Section
Ambient temperature (℃): 23.1, Liquid temperature (℃): 22.6

SATIMO Configuration:
- Probe: SSE2; Calibrated: Aug. 08,2017; Serial No.: SN 08/16 EPGO282
- Sensor-Surface: 4mm (Mechanical Surface Detection)
- Phantom: SAM twin phantom
- Measurement SW: OpenSAR V4_02_32

Configuration/ LTE Band 4 Mid-Body-back/Area Scan: Measurement grid: dx=8mm, dy=8mm
Configuration/ LTE Band 4 Mid-Body-back/Zoom Scan: Measurement grid: dx=8mm,dy=8mm, dz=5m;

Area Scan	sam_direct_droit2_surf8mm.txt
Zoom Scan	5x5x7,dx=8mm dy=8mm dz=5mm
Phantom	Validation plane
Device Position	Body Back
Band	LTE Band 4
Channels	Middle
Signal	OFDM (Crest factor: 1.0)

SURFACE SAR	VOLUME SAR
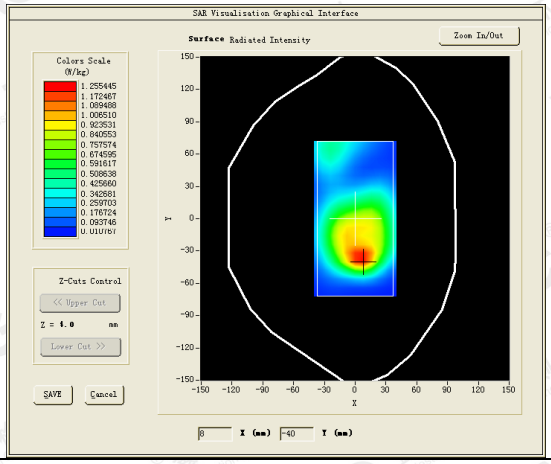	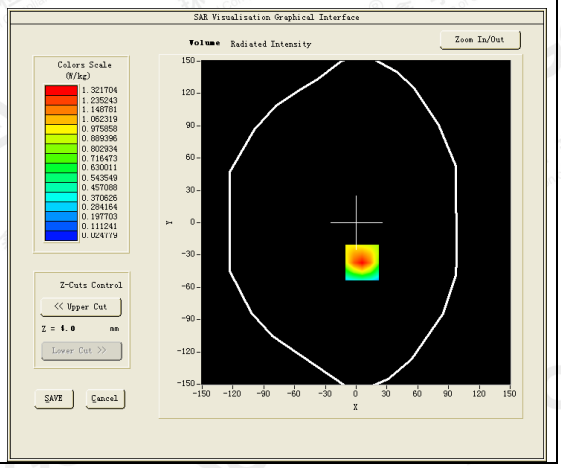

Maximum location: X=6.00, Y=-37.00
SAR Peak: 1.97 W/kg

SAR 10g (W/Kg)	0.698639
SAR 1g (W/Kg)	1.237849

The results shown in this test report refer only to the sample(s) tested unless otherwise stated and the sample(s) are retained for 30 days only. The document is issued by AGC, this document cannot be reproduced except in full with our prior written permission. The more details and the authenticity of the report will be confirmed at http://www.agc-cert.com.

Z (mm)	0.00	4.00	9.00	14.00	19.00	24.00	29.00
SAR (W/Kg)	1.9844	1.3217	0.7836	0.4767	0.2889	0.1753	0.1079

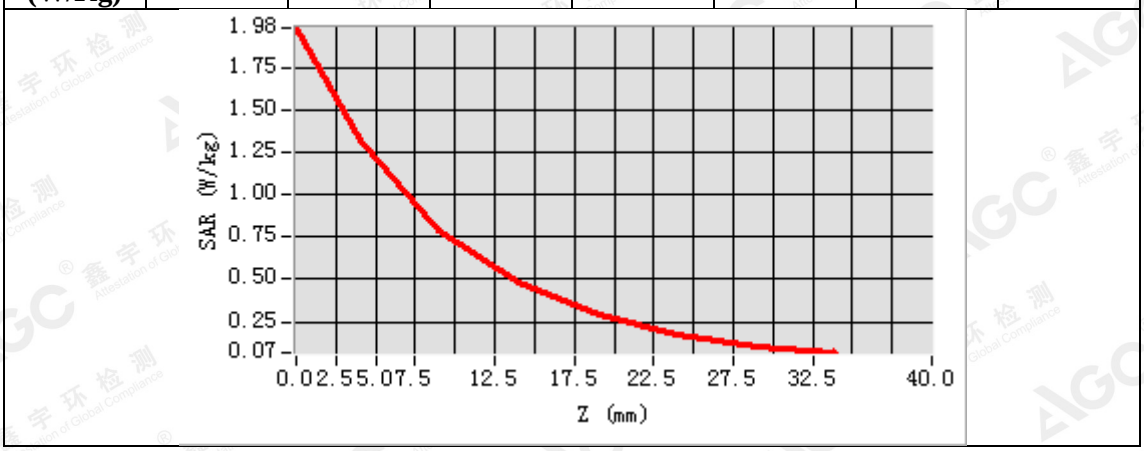

3D screen shot	Hot spot position
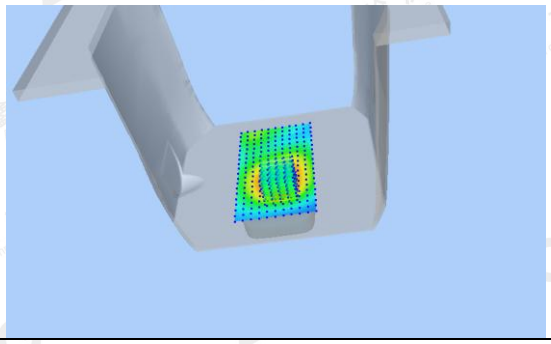	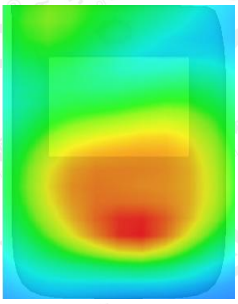

The results shown in this test report refer only to the sample(s) tested unless otherwise stated and the sample(s) are retained for 30 days only. The document is issued by AGC, this document cannot be reproduced except in full with our prior written permission. The more details and the authenticity of the report will be confirmed at http://www.agc-cert.com.

APPENDIX C. TEST SETUP PHOTOGRAPHS

LEFT-CHEEK TOUCH



LEFT-TILT 15^0



The results shown in this test report refer only to the sample(s) tested unless otherwise stated and the sample(s) are retained for 30 days only. The document is issued by AGC, this document cannot be reproduced except in full with our prior written permission. The more details and the authenticity of the report will be confirmed at http://www.agc-cert.com.

RIGHT- CHEEK TOUCH



RIGHT-TILT 15^0



The results shown in this test report refer only to the sample(s) tested unless otherwise stated and the sample(s) are retained for 30 days only. The document is issued by AGC, this document cannot be reproduced except in full with our prior written permission. The more details and the authenticity of the report will be confirmed at http://www.agc-cert.com.

Body Back 10mm

Body Front 10mm



The results shown in this test report refer only to the sample(s) tested unless otherwise stated and the sample(s) are retained for 30 days only. The document is issued by AGC, this document cannot be reproduced except in full with our prior written permission. The more details and the authenticity of the report will be confirmed at http://www.agc-cert.com.

Body Back with headset 10mm

Edge 1(Top) 10mm-Hotspot Mode



Edge 2(Right) 10mm-Hotspot Mode

The results shown in this test report refer only to the sample(s) tested unless otherwise stated and the sample(s) are retained for 30 days only. The document is issued by AGC, this document cannot be reproduced except in full with our prior written permission. The more details and the authenticity of the report will be confirmed at http://www.agc-cert.com.

The results shown in this test report refer only to the sample(s) tested unless otherwise stated and the sample(s) are retained for 30 days only. The document is issued by AGC, this document cannot be reproduced except in full with our prior written permission. The more details and the authenticity of the report will be confirmed at http://www.agc-cert.com.

Edge 3(Bottom) 10mm-Hotspot Mode

Edge 4(Left) 10mm-Hotspot Mode



The results shown in this test report refer only to the sample(s) tested unless otherwise stated and the sample(s) are retained for 30 days only. The document is issued by AGC, this document cannot be reproduced except in full with our prior written permission. The more details and the authenticity of the report will be confirmed at http://www.agc-cert.com.

DEPTH OF THE LIQUID IN THE PHANTOM—ZOOM IN

Note：The position used in the measurement were according to IEEE 1528-2013

835MHz head	835MHz body
	
1900MHz head	1900MHz body
	
1900MHz head	1900MHz body
	

The results shown in this test report refer only to the sample(s) tested unless otherwise stated and the sample(s) are retained for 30 days only. The document is issued by AGC, this document cannot be reproduced except in full with our prior written permission. The more details and the authenticity of the report will be confirmed at http://www.agc-cert.com.

2450MHz head	2450MHz body
	
750MHz head	750MHz body
	
1750MHz head	1750MHz body
	

The results shown in this test report refer only to the sample(s) tested unless otherwise stated and the sample(s) are retained for 30 days only. The document is issued by AGC, this document cannot be reproduced except in full with our prior written permission. The more details and the authenticity of the report will be confirmed at http://www.agc-cert.com.

APPENDIX D. CALIBRATION DATA

Refer to Attached files.

The results shown in this test report refer only to the sample(s) tested unless otherwise stated and the sample(s) are retained for 30 days only. The document is issued by AGC, this document cannot be reproduced except in full with our prior written permission. The more details and the authenticity of the report will be confirmed at http://www.agc-cert.com.