4.4 POWER SPECTRAL DENSITY

4.4.1 Test Limit

According to §15.407 (a)(1), 15.407(a)(2) and 15.407(a)(3),

According to RSS-247 section 6.2.1.1, section 6.2.2.1, section 6.2.3.1 and section 6.2.4.1

UNII-1:

FCC: The maximum power spectral density shall not exceed 11 dBm in any 1 megahertz band.

IC: The e.i.r.p. spectral density shall not exceed 10 dBm in any 1.0 MHz band.

If transmitting antennas of directional gain greater than 6 dBi are used, both the maximum conducted output power and the maximum power spectral density shall be reduced by the amount in dB that the directional gain of the antenna exceeds 6 dBi.

UNII-2a and 2c:

The maximum power spectral density shall not exceed 11 dBm in any 1 megahertz band.

If transmitting antennas of directional gain greater than 6 dBi are used, both the maximum conducted output power and the maximum power spectral density shall be reduced by the amount in dB that the directional gain of the antenna exceeds 6 dBi.

UNII-3:

For the band 5.725-5.85 GHz, the maximum conducted output power over the frequency band of operation shall not exceed 1 W. In addition, the maximum power spectral density shall not exceed 30 dBm in any 500-kHz band. If transmitting antennas of directional gain greater than 6 dBi are used, both the maximum conducted output power and the maximum power spectral density shall be reduced by the amount in dB that the directional gain of the antenna exceeds 6 dBi.

UNII-1 Limit	☒ Antenna not exceed 6 dBi：11 dBm (EIRP: 10dBm) ☐ Antenna with DG greater than 6 dBi： [Limit = 11 – (DG – 6)]
UNII-2a/2c Limit	☒ Antenna not exceed 6 dBi：11 dBm ☐ Antenna with DG greater than 6 dBi： [Limit = 30 – (DG – 6)]
UNII-3 Limit	☒ Antenna not exceed 6 dBi：30 dBm ☐ Antenna with DG greater than 6 dBi： [Limit = 30 – (DG – 6)]

This document cannot be reproduced except in full, without prior written approval of the Company. 本報告未經本公司書面許可，不可部份複製。

4.4.2 Test Procedure

Test method Refer as KDB 789033 D02,

1. The EUT RF output connected to the spectrum analyzer by RF cable.
2. Setting maximum power transmit of EUT
3. UNII-1, UNII-2a and UNII-2c, SA set RBW = 1MHz, VBW = 3MHz and Detector = RMS, to measurement Power Density.
4. UNII-3, SA set RBW = 500kHz, VBW = 2MHz and Detector = RMS, to measurement Power Density
5. The path loss and Duty Factor were compensated to the results for each measurement by SA.
6. Mark the maximum level.
7. Measure and record the result of power spectral density. in the test report.

4.4.3 Test Setup

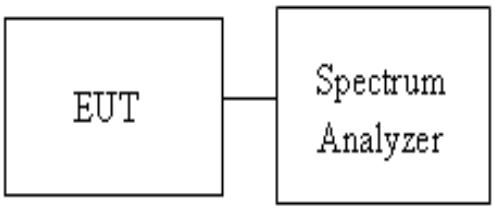

This document cannot be reproduced except in full, without prior written approval of the Company. 本報告未經本公司書面許可，不可部份複製。

4.4.4 Test Result

UNII-1 5150-5250 MHz					
Test mode: IEEE 802.11a mode					
Channel	**Frequency (MHz)**	**PPSD (dBm)**	**EIRP PPSD (dBm)**	**FCC Limit (dBm)**	**IC Limit (dBm)**
Low	5180	-0.13	1.12	11	10
Mid	5220	0.08	1.33		
High	5240	0.36	1.61		
Test mode: IEEE 802.11n HT20 mode					
Channel	**Frequency (MHz)**	**PPSD (dBm)**	**EIRP PPSD (dBm)**	**FCC Limit (dBm)**	**IC Limit (dBm)**
Low	5180	-0.3	0.95	11	10
Mid	5220	0.24	1.49		
High	5240	0.6	1.85		
Test mode: IEEE 802.11n HT40 mode					
Channel	**Frequency (MHz)**	**PPSD (dBm)**	**EIRP PPSD (dBm)**	**FCC Limit (dBm)**	**IC Limit (dBm)**
Low	5190	-4.78	-3.53	11	10
High	5230	-4.31	-3.06		
Test mode: IEEE 802.11ac VHT80 mode					
Channel	**Frequency (MHz)**	**PPSD (dBm)**	**EIRP PPSD (dBm)**	**FCC Limit (dBm)**	**IC Limit (dBm)**
Mid	5210	-5.9	-4.65	11	10

This document cannot be reproduced except in full, without prior written approval of the Company. 本報告未經本公司書面許可，不可部份複製。

UNII-2a 5250-5350 MHz			
Test mode: IEEE 802.11a mode			
Channel	**Frequency (MHz)**	**PPSD (dBm)**	**Limit (dBm)**
Low	5260	0.54	11
Mid	5280	0.74	
High	5320	0.87	
Test mode: IEEE 802.11n HT20 mode			
Channel	**Frequency (MHz)**	**PPSD (dBm)**	**Limit (dBm)**
Low	5260	0.7	11
Mid	5280	0.8	
High	5320	0.89	
Test mode: IEEE 802.11n HT40 mode			
Channel	**Frequency (MHz)**	**PPSD (dBm)**	**Limit (dBm)**
Low	5270	-4.23	11
High	5310	-4.10	
Test mode: IEEE 802.11ac VHT80 mode			
Channel	**Frequency (MHz)**	**PPSD (dBm)**	**Limit (dBm)**
Mid	5290	-5.87	11

This document cannot be reproduced except in full, without prior written approval of the Company. 本報告未經本公司書面許可，不可部份複製。

UNII-2c 5470-5725 MHz			
Test mode: IEEE 802.11a mode			
Channel	**Frequency (MHz)**	**PPSD (dBm)**	**Limit (dBm)**
Low	5500	-0.01	11
Mid	5580	0.76	
High	5700	2.11	
Test mode: IEEE 802.11n HT20 mode			
Channel	**Frequency (MHz)**	**PPSD (dBm)**	**Limit (dBm)**
Low	5500	-0.08	11
Mid	5580	0.5	
High	5700	1.89	
Test mode: IEEE 802.11n HT40 mode			
Channel	**Frequency (MHz)**	**PPSD (dBm)**	**Limit (dBm)**
Low	5510	-4.86	11
Mid	5500	-4.05	
High	5670	-2.55	
Test mode: IEEE 802.11ac VHT80 mode			
Channel	**Frequency (MHz)**	**PPSD (dBm)**	**Limit (dBm)**
Mid	5530	-6.47	11

This document cannot be reproduced except in full, without prior written approval of the Company. 本報告未經本公司書面許可，不可部份複製。

UNII-3 5725-5825 MHz			
Test mode: IEEE 802.11a mode			
Channel	**Frequency (MHz)**	**PPSD (dBm)**	**Limit (dBm)**
Low	5745	8.15	30
Mid	5785	8.13	
High	5825	7.7	
Test mode: IEEE 802.11n HT20 mode			
Channel	**Frequency (MHz)**	**PPSD (dBm)**	**Limit (dBm)**
Low	5745	8.39	30
Mid	5785	8.3	
High	5825	7.73	
Test mode: IEEE 802.11n HT40 mode			
Channel	**Frequency (MHz)**	**PPSD (dBm)**	**Limit (dBm)**
Low	5755	5.38	30
High	5795	5.87	
Test mode: IEEE 802.11ac VHT80 mode			
Channel	**Frequency (MHz)**	**PPSD (dBm)**	**Limit (dBm)**
Mid	5775	3.97	30

This document cannot be reproduced except in full, without prior written approval of the Company. 本報告未經本公司書面許可，不可部份複製。

Test Data

UNII-1 IEEE 802.11a mode	
Low CH	**Mid CH**
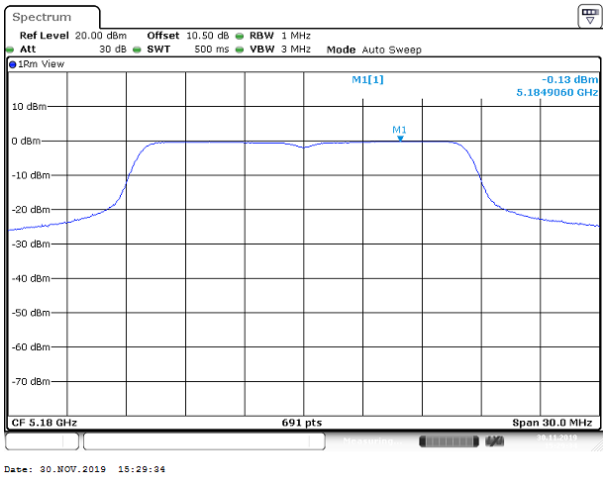	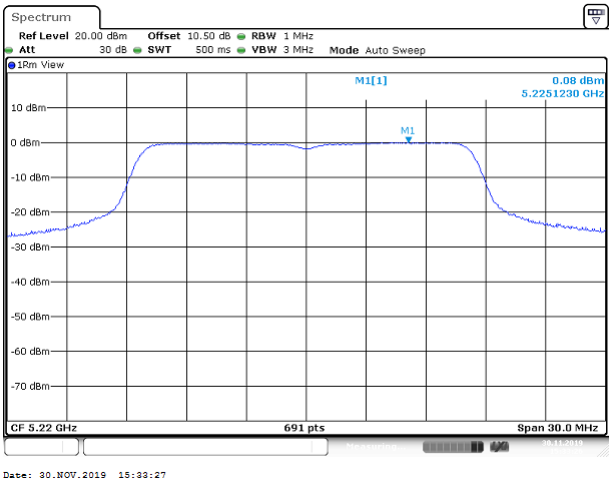
High CH	
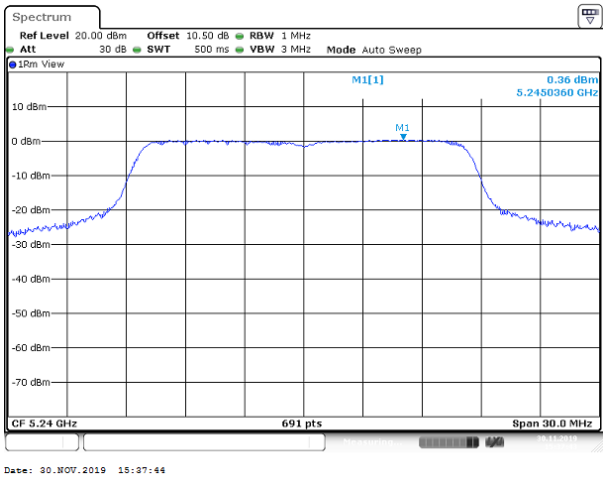	

This document cannot be reproduced except in full, without prior written approval of the Company. 本報告未經本公司書面許可，不可部份複製。

UNII-1 IEEE 802.11n HT20 mode

Low CH

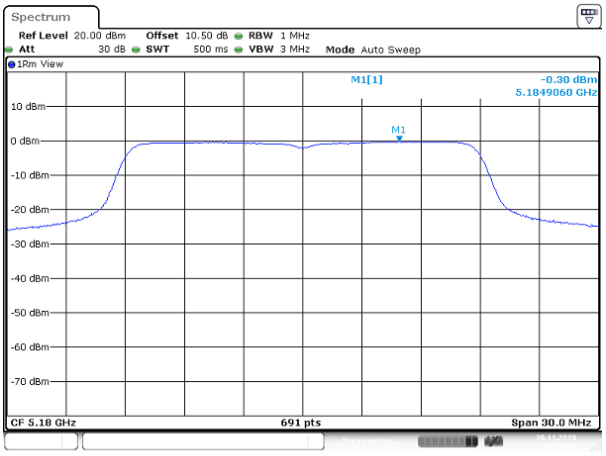

Mid CH

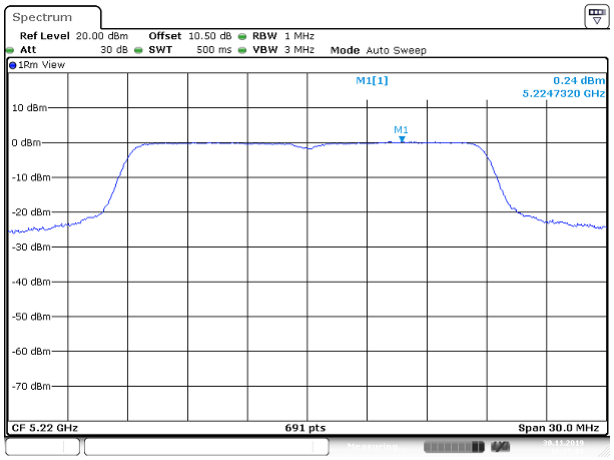

High CH

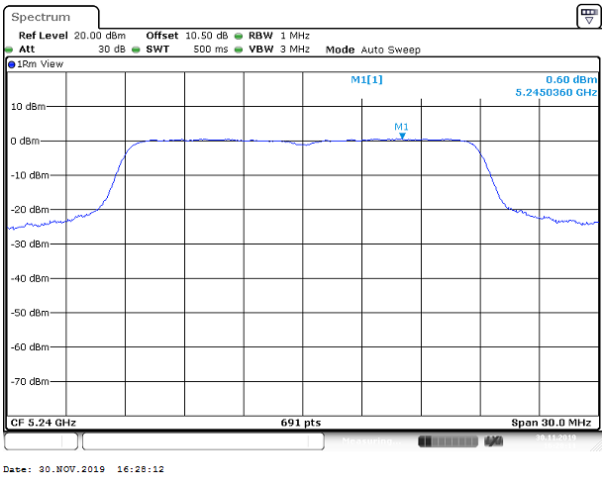

This document cannot be reproduced except in full, without prior written approval of the Company. 本報告未經本公司書面許可，不可部份複製。

UNII-1 IEEE 802.11n HT40 mode-	
Low CH	**High CH**
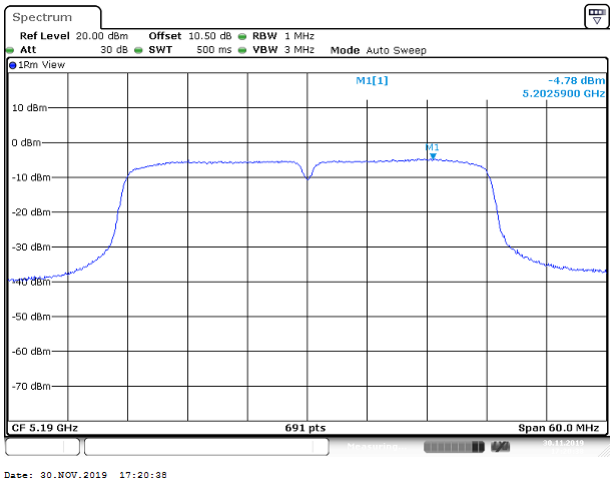	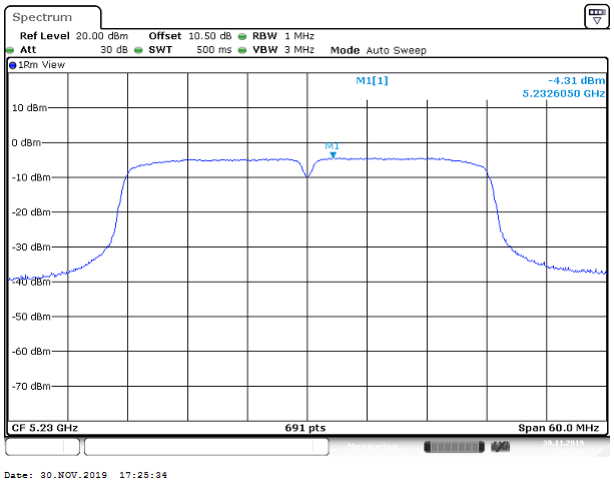

UNII-1 IEEE 802.11ac VHT80 mode	
Mid CH-	
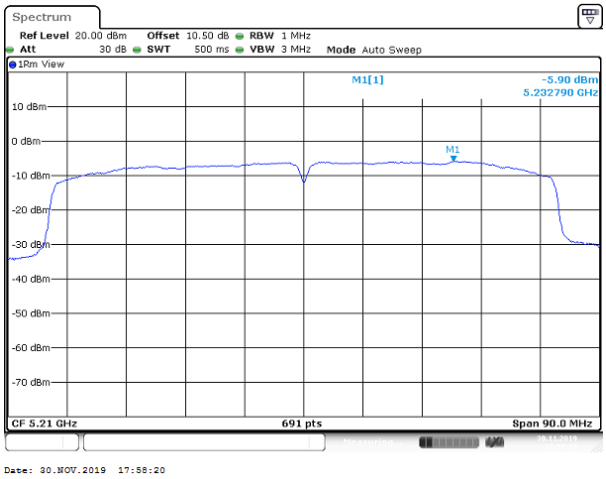	

This document cannot be reproduced except in full, without prior written approval of the Company. 本報告未經本公司書面許可，不可部份複製。

Test Data

UNII-2a IEEE 802.11a mode	
Low CH	**Mid CH**
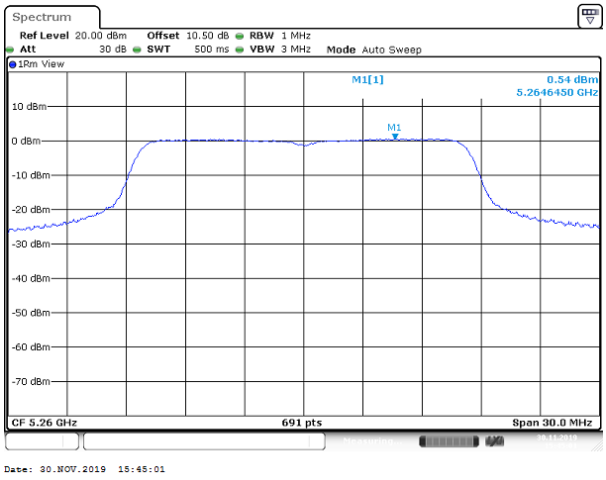	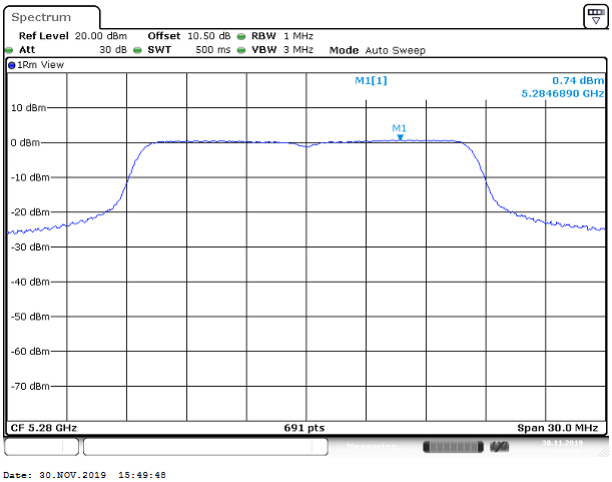
High CH	
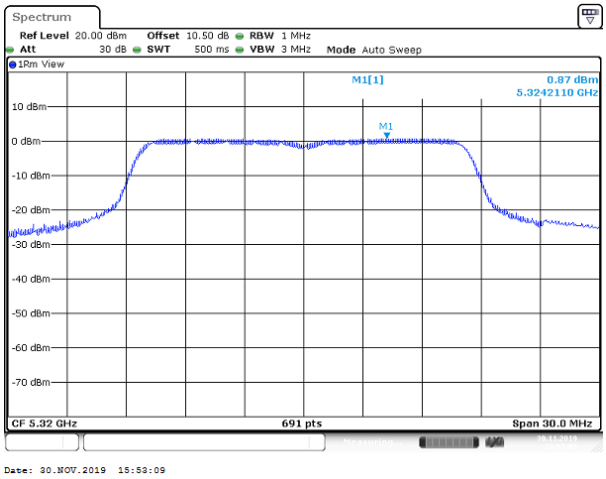	

This document cannot be reproduced except in full, without prior written approval of the Company. 本報告未經本公司書面許可，不可部份複製。

UNII-2a IEEE 802.11n HT20 mode

Low CH

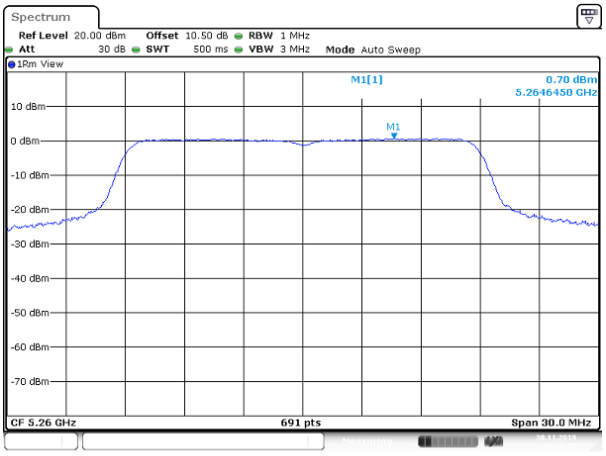

Mid CH

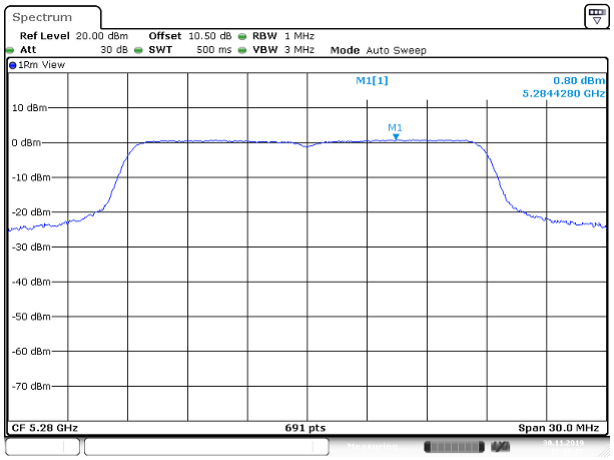

High CH

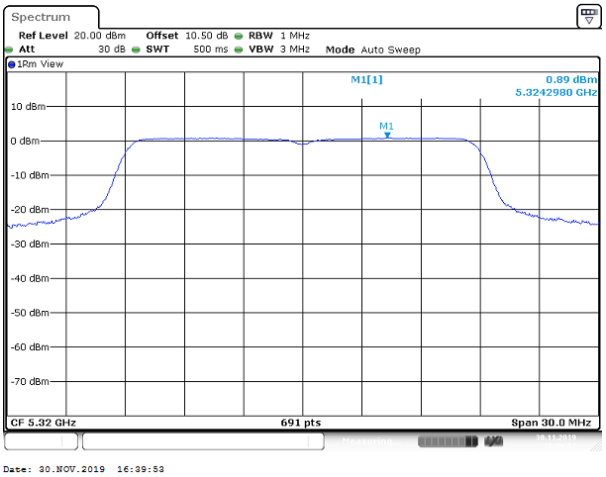

This document cannot be reproduced except in full, without prior written approval of the Company. 本報告未經本公司書面許可，不可部份複製。

UNII-2a IEEE 802.11n HT40 mode	
Low CH	**High CH**
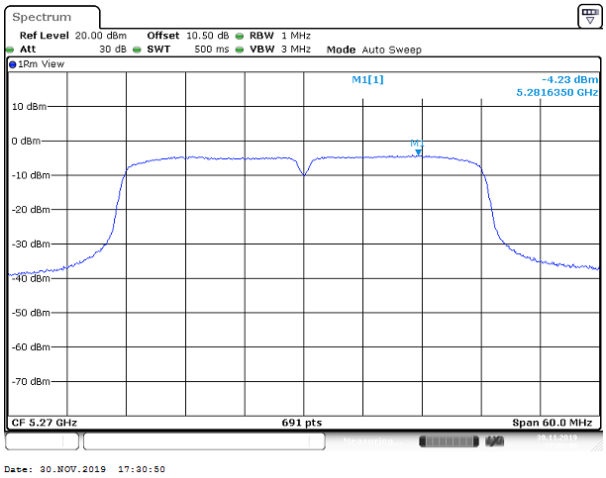	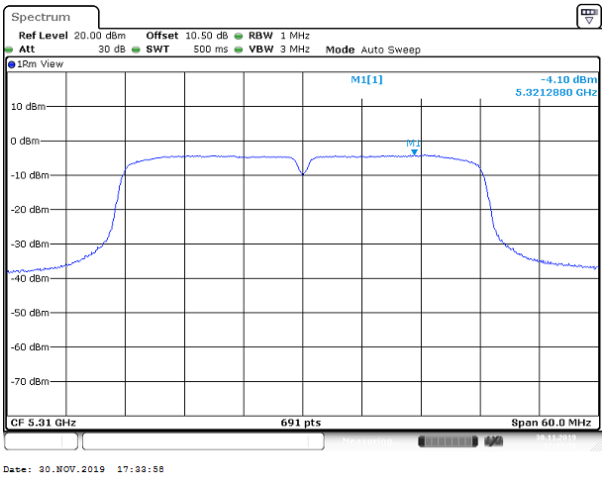

UNII-2a IEEE 802.11ac VHT80 mode	
Mid CH	
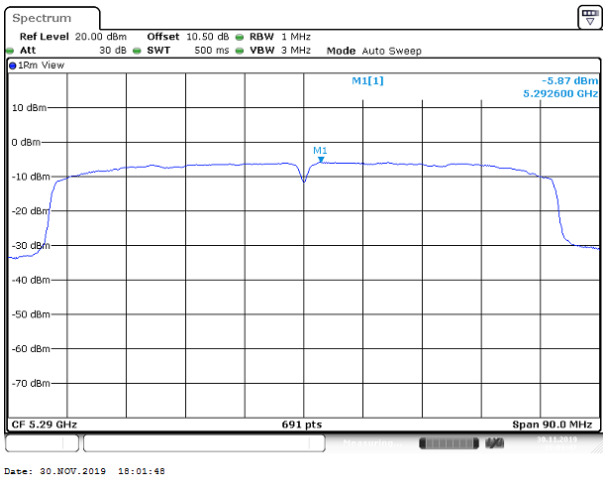	

This document cannot be reproduced except in full, without prior written approval of the Company. 本報告未經本公司書面許可，不可部份複製。

Test Data

UNII-2c IEEE 802.11a mode	
Low CH	**Mid CH**
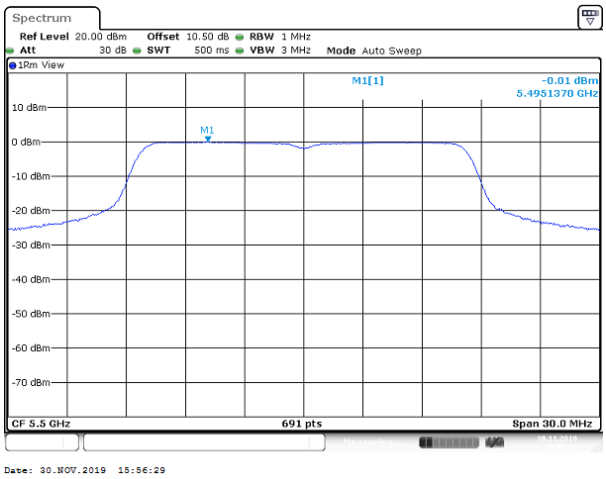	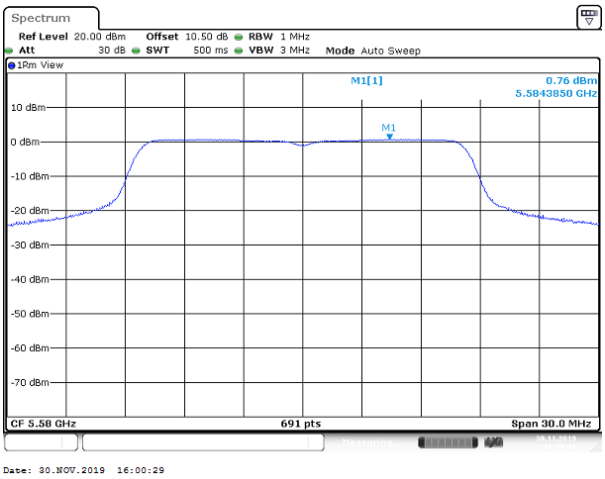
High CH	
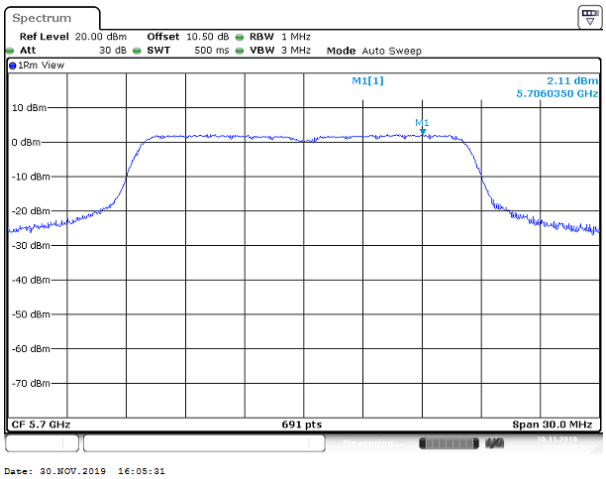	

This document cannot be reproduced except in full, without prior written approval of the Company. 本報告未經本公司書面許可，不可部份複製。

UNII-2c IEEE 802.11n HT20 mode

Low CH

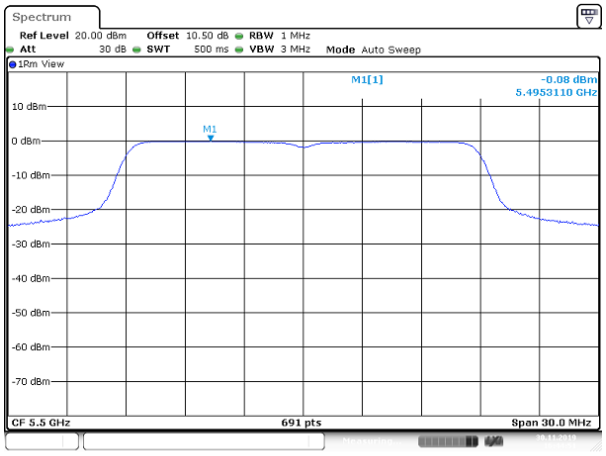

Date: 30.NOV.2019 16:44:52

Mid CH

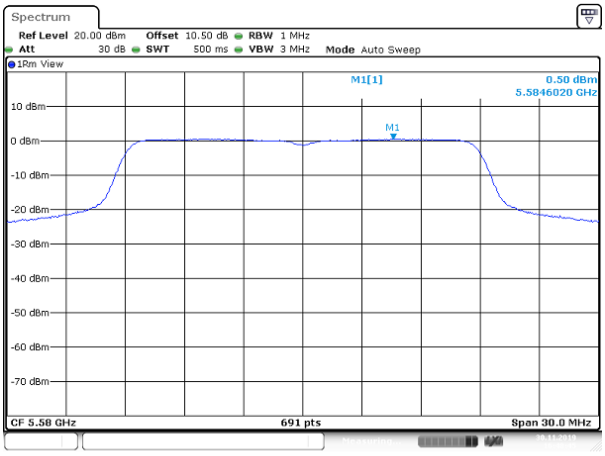

Date: 30.NOV.2019 16:48:46

High CH

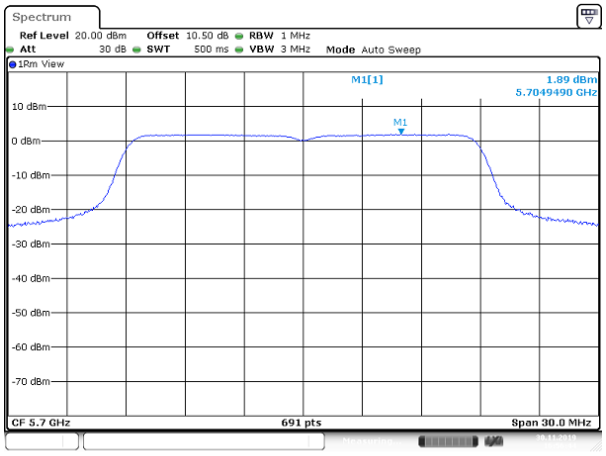

Date: 30.NOV.2019 16:56:45

This document cannot be reproduced except in full, without prior written approval of the Company. 本報告未經本公司書面許可，不可部份複製。

UNII-2c IEEE 802.11n HT40 mode

Low CH

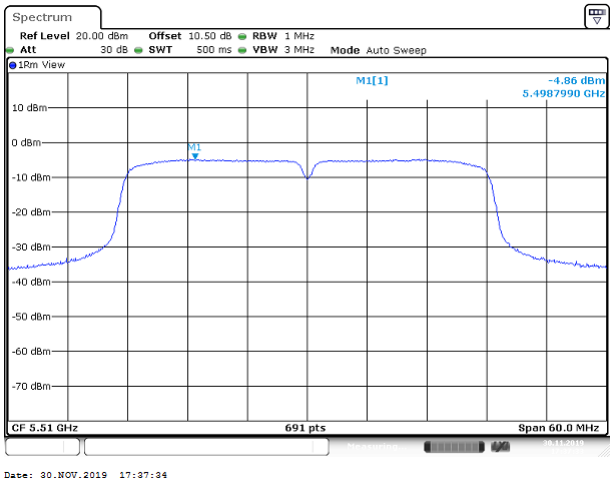

Mid CH

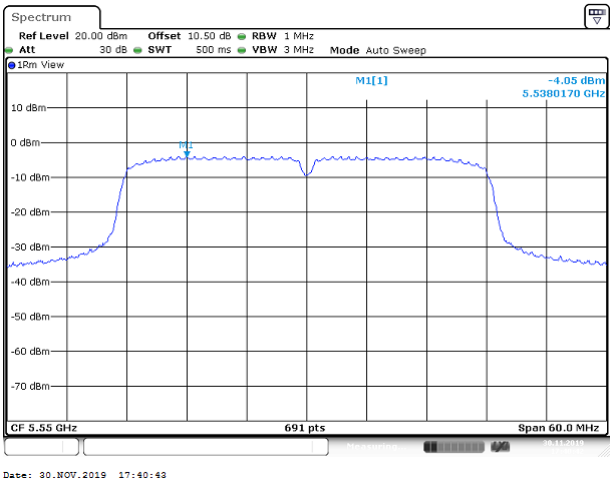

High CH

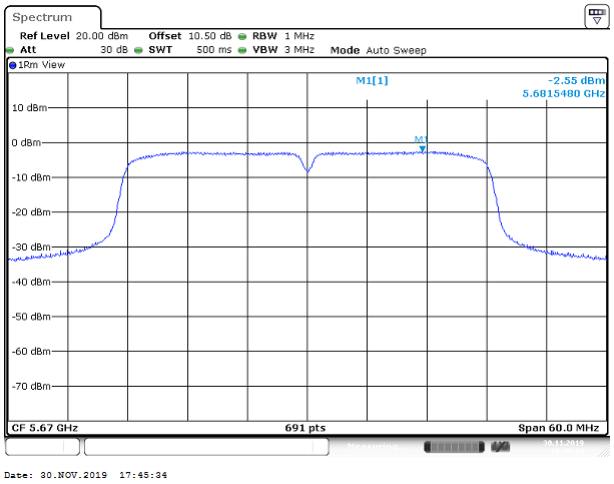

This document cannot be reproduced except in full, without prior written approval of the Company. 本報告未經本公司書面許可，不可部份複製。

UNII-2c IEEE 802.11ac VHT80 mode	
Mid CH	
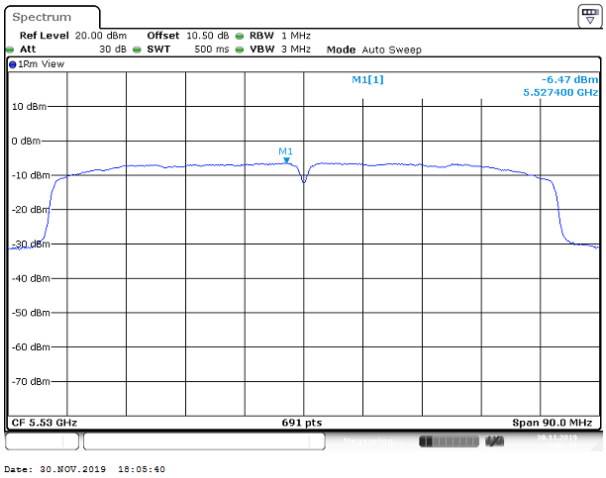	

This document cannot be reproduced except in full, without prior written approval of the Company. 本報告未經本公司書面許可，不可部份複製。

Test Data

UNII-3 IEEE 802.11a mode	
Low CH	**Mid CH**
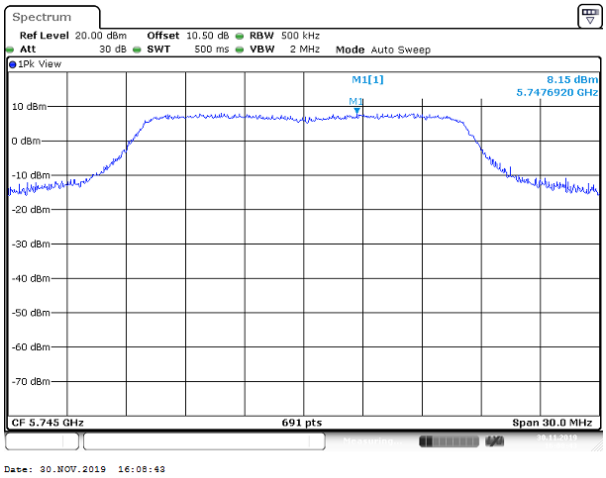	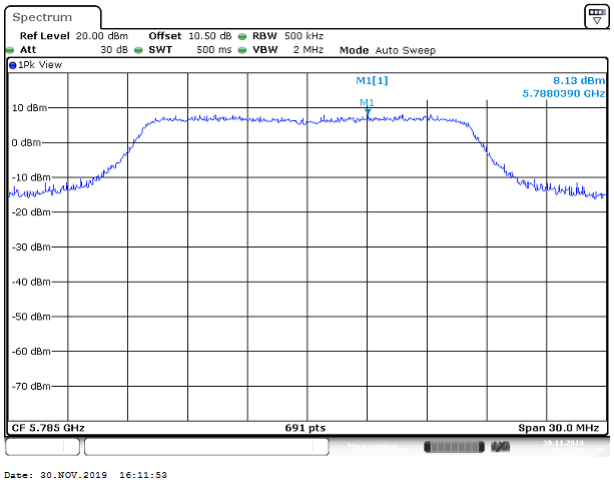
High CH	
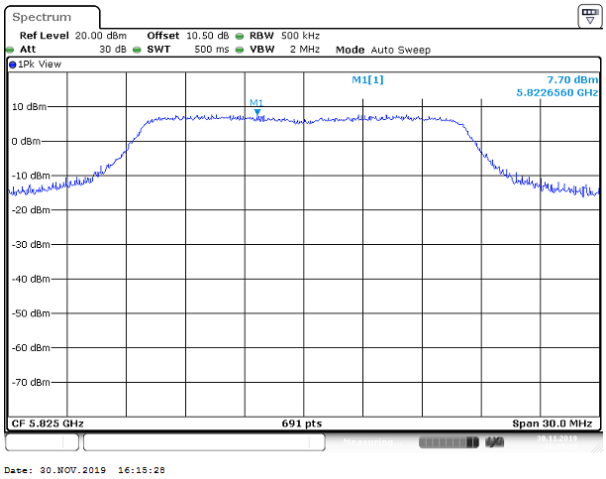	

This document cannot be reproduced except in full, without prior written approval of the Company. 本報告未經本公司書面許可，不可部份複製。

UNII-3 IEEE 802.11n HT20 mode

Low CH

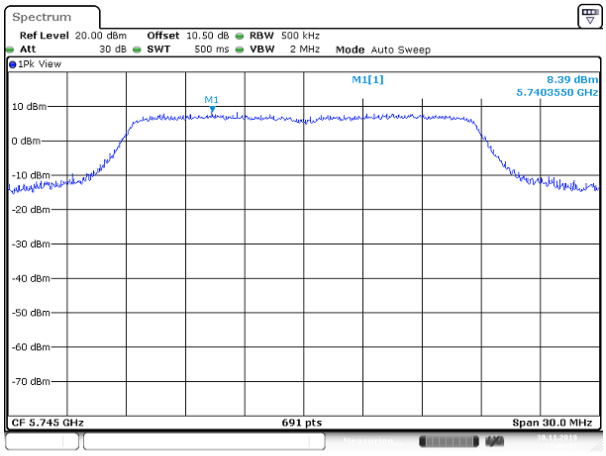

Date: 30.NOV.2019 17:00:23

Mid CH

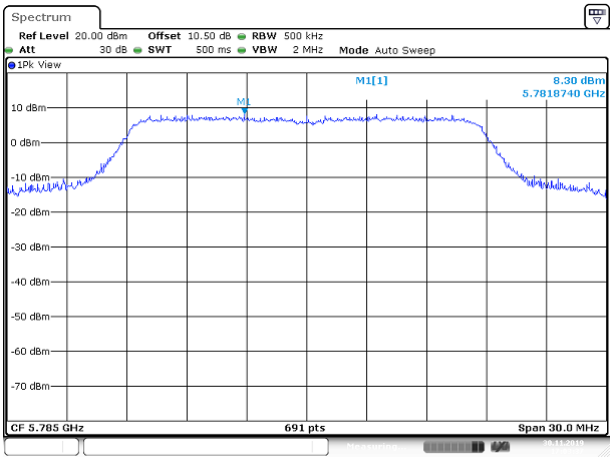

Date: 30.NOV.2019 17:03:38

High CH

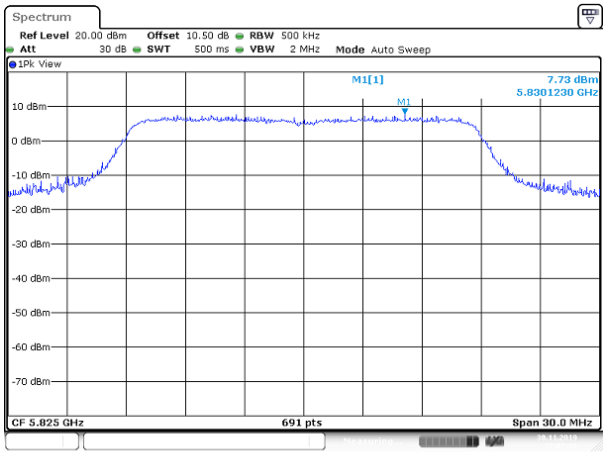

Date: 30.NOV.2019 17:07:17

This document cannot be reproduced except in full, without prior written approval of the Company. 本報告未經本公司書面許可，不可部份複製。

UNII-3 IEEE 802.11n HT40 mode	
Low CH	**High CH**
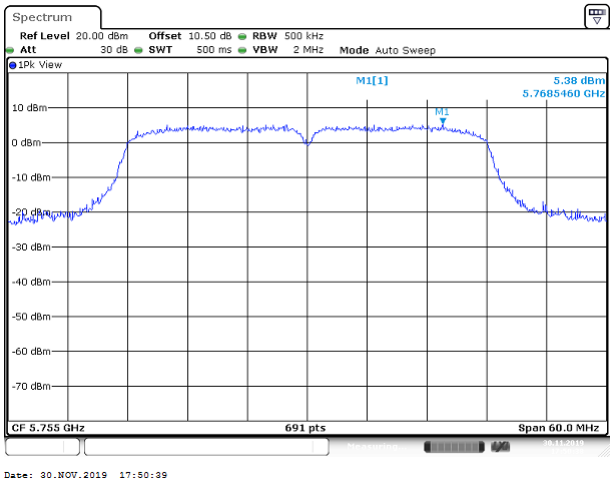	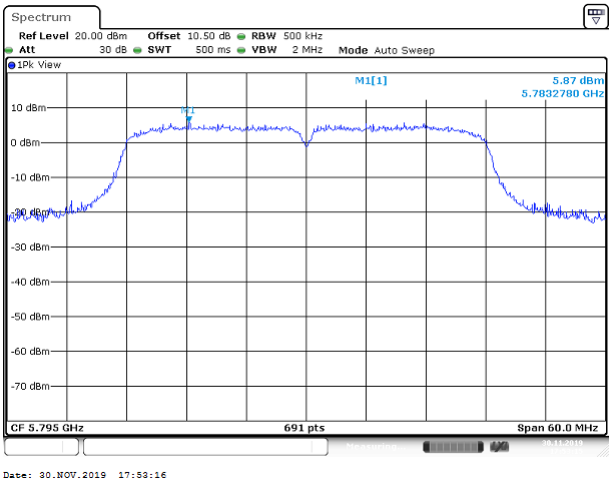

UNII-3 IEEE 802.11ac VHT80 mode	
Mid CH	
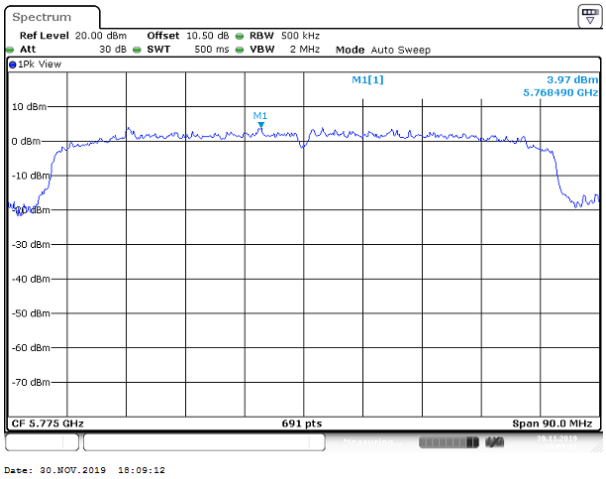	

This document cannot be reproduced except in full, without prior written approval of the Company. 本報告未經本公司書面許可，不可部份複製。

4.5 RADIATION BANDEDGE AND SPURIOUS EMISSION

4.5.1 Test Limit

According to §15.407, §15.209 and §15.205,
According to RSS-247 section 6.2.1.2 and section 6.2.4.2

Below 30 MHz

Frequency	Field Strength (microvolts/m)	Magnetic H-Field (microamperes/m)	Measurement Distance (metres)
9-490 kHz	2,400/F (F in kHz)	2,400/F (F in kHz)	300
490-1,705 kHz	24,000/F (F in kHz)	24,000/F (F in kHz)	30
1.705-30 MHz	30	N/A	30

Above 30 MHz

Frequency (MHz)	Field Strength microvolts/m at 3 metres (watts, e.i.r.p.)	
	Transmitters	Receivers
30-88	100 (3 nW)	100 (3 nW)
88-216	150 (6.8 nW)	150 (6.8 nW)
216-960	200 (12 nW)	200 (12 nW)
Above 960	500 (75 nW)	500 (75 nW)

RSS-Gen Table 3 and Table 5 – General Field Strength Limits for Transmitters and Receivers at Frequencies Above 30 MHz (Note)

Frequency (MHz)	Field Strength microvolts/m at 3 metres (watts, e.i.r.p.)	
	Transmitters	Receivers
30-88	100 (3 nW)	100 (3 nW)
88-216	150 (6.8 nW)	150 (6.8 nW)
216-960	200 (12 nW)	200 (12 nW)
Above 960	500 (75 nW)	500 (75 nW)

Note: Measurements for compliance with the limits in table 3 may be performed at distances other than 3 metres, in accordance with Section 6.6.

This document cannot be reproduced except in full, without prior written approval of the Company. 本報告未經本公司書面許可，不可部份複製。

RSS-Gen Table 6: General Field Strength Limits for Transmitters at Frequencies Below 30 MHz (Transmit)

Frequency	Magnetic field strength (H-Field) (μA/m)	Measurement Distance (m)
9-490 kHz Note	6.37/F (F in kHz)	300
490-1,705 kHz	63.7/F (F in kHz)	30
1.705-30 MHz	0.08	30

Note: The emission limits for the ranges 9-90 kHz and 110-490 kHz are based on measurements employing a linear average detector..

UNII-1 :

For transmitters operating in the band 5150-5250 MHz, all emissions outside the band 5150-5350 MHz shall not exceed -27 dBm/MHz e.i.r.p. However, any unwanted emissions that fall into the band 5250-5350 MHz must be 26 dBc, when measured using a resolution bandwidth between 1 and 5% of the occupied bandwidth, above 5.25 GHz. Otherwise, the transmission is considered as intentional and the devices shall implement dynamic frequency selection (DFS) and transmitter power control (TPC) as per the requirements for the band 5250-5350 MHz

UNII-2a and 2c :

For devices with operating frequencies in the band 5250-5350 MHz but having a channel bandwidth that overlaps the band 5150-5250 MHz, the devices' unwanted emission shall not exceed -27 dBm/MHz e.i.r.p. outside the band 5150-5350 MHz and its power shall comply with the spectral power density for operation within the band 5150-5250 MHz. The device shall be labelled "for indoor use only." Emissions outside the band 5470-5725 MHz shall not exceed -27 dBm/MHz e.i.r.p.

UNII-3:

For the band 5725-5850 MHz, emissions at frequencies from the band edges to 10 MHz above or below the band edges shall not exceed -17 dBm/MHz e.i.r.p.
For emissions at frequencies more than 10 MHz above or below the band edges, the emissions power shall not exceed -27 dBm/MHz

This document cannot be reproduced except in full, without prior written approval of the Company. 本報告未經本公司書面許可，不可部份複製。

4.5.2 Test Procedure

Test method Refer as KDB 789033 D02,

1. The EUT is placed on a turntable, Above 1 GHz is 1.5m and below 1 GHz is 0.8m above ground plane. The EUT Configured un accordance with ANSI C63.10: 2013, and the EUT set in a continuous mode.

2. The turntable shall be rotated for 360 degrees to determine the position of maximum emission level. And EUT is set 3m away from the receiving antenna, which is scanned from 1m to 4m above the ground plane to find out the highest emissions. Measurement are made polarized in both the vertical and the horizontal positions with antenna.

3. Span shall wide enough to full capture the emission measured. The SA from 30MHz to 26.5GHz set to the low, Mid and High channels with the EUT transmit.

4. The SA setting following：

(1) Below 1G：RBW = 100kHz, VBW ≥ 3*RBW, Sweep = Auto, Detector = Peak, Trace = Max hold.

(2) Above 1G：

(2.1) For Peak measurement：RBW = 1MHz, VBW ≥ 3 RBW, Sweep = Auto, Detector = Peak, Trace = Max hold.

(2.2) For Average measurement：RBW = 1MHz, VBW

˙If Duty Cycle ≥ 98%, VBW=10Hz.

˙If Duty Cycle < 98%, VBW=1/T.

Note: No emission found between lowest internal used/generated frequency to 30MHz(9KHz~30MHz)

This document cannot be reproduced except in full, without prior written approval of the Company. 本報告未經本公司書面許可，不可部份複製。

4.5.3 Test Setup

9kHz ~ 30MHz

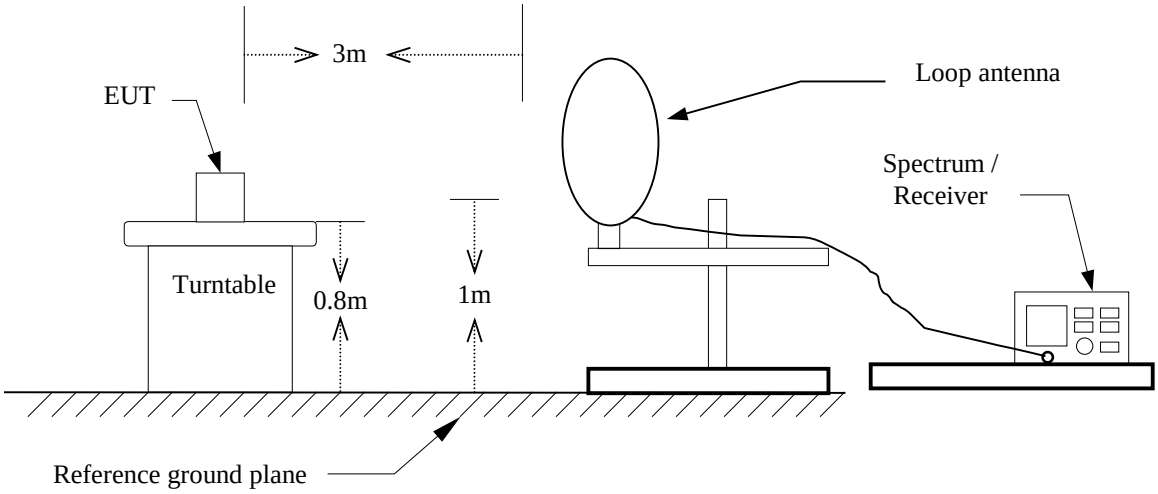

30MHz ~ 1GHz

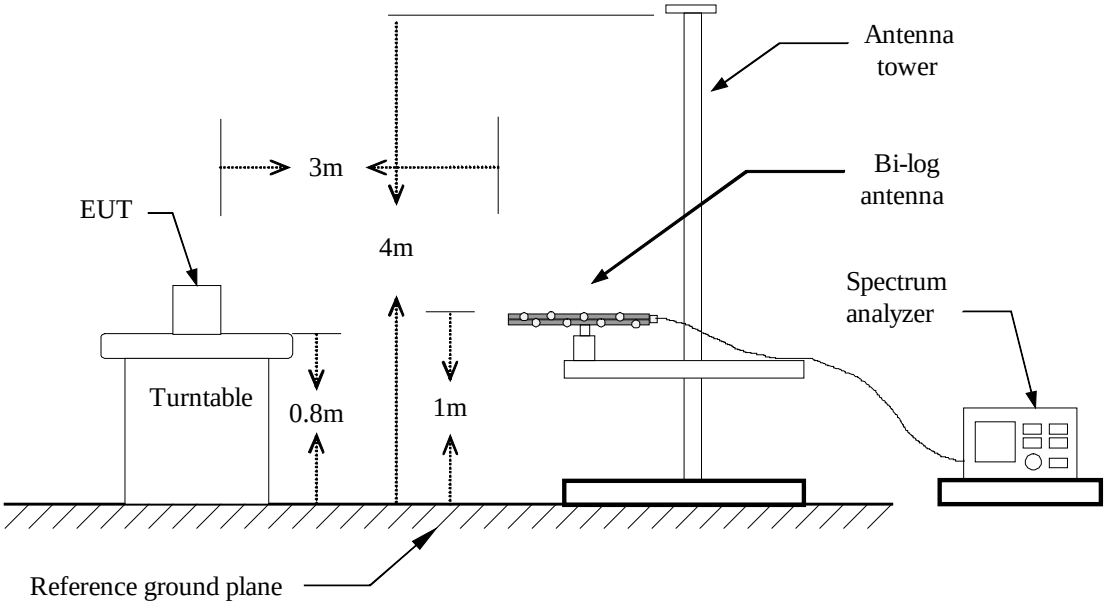

This document cannot be reproduced except in full, without prior written approval of the Company. 本報告未經本公司書面許可，不可部份複製。

Above 1 GHz

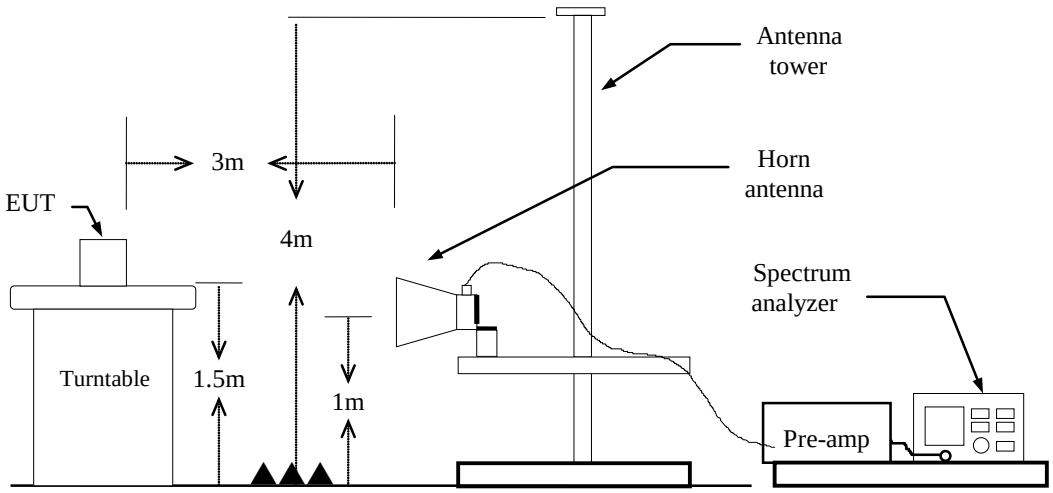

This document cannot be reproduced except in full, without prior written approval of the Company. 本報告未經本公司書面許可，不可部份複製。

4.5.4 Test Result

Test Data

Band Edge Test Data for UNII-1

Test Mode	IEEE 802.11a Low CH	Temp/Hum	19.6(℃)/ 51%RH
Test Item	Band Edge	Test Date	December 5, 2019
Polarize	Vertical	Test Engineer	Jerry Chang
Detector	Peak / Average		

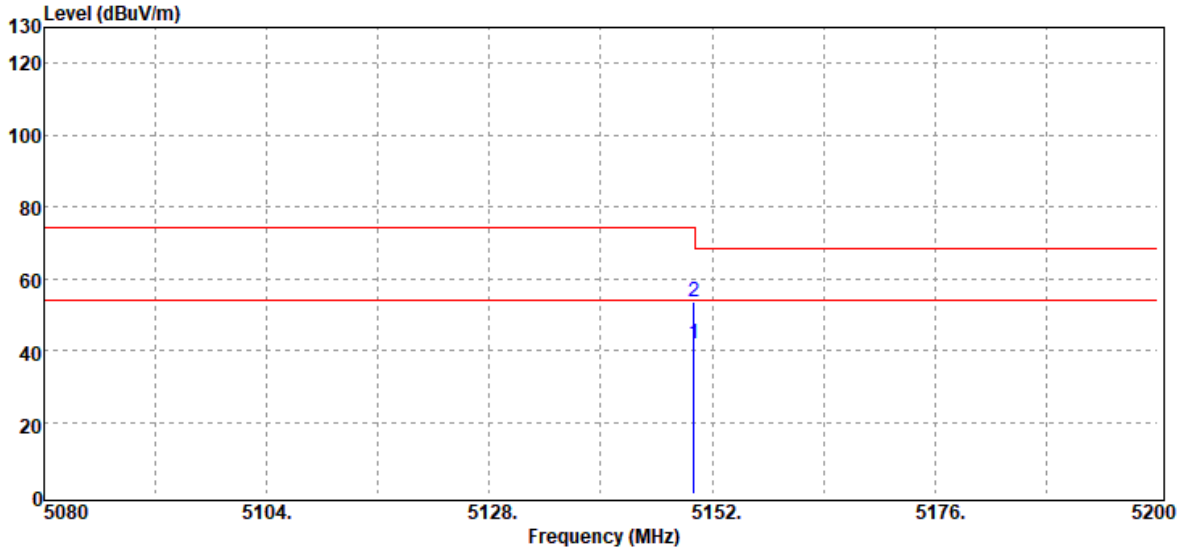

Freq. MHz	Detector Mode PK/QP/AV	Spectrum Reading Level dBµV	Factor dB	Actual FS dBµV/m	Limit @3m dBµV/m	Margin dB
5150.00	Average	36.77	4.92	41.69	54.00	-12.31
5150.00	Peak	48.62	4.92	53.54	74.00	-20.46

This document cannot be reproduced except in full, without prior written approval of the Company. 本報告未經本公司書面許可，不可部份複製。

Test Mode	IEEE 802.11a Low CH	Temp/Hum	19.6(℃)/ 51%RH
Test Item	Band Edge	Test Date	December 5, 2019
Polarize	Horizontal	Test Engineer	Jerry Chang
Detector	Peak / Average		

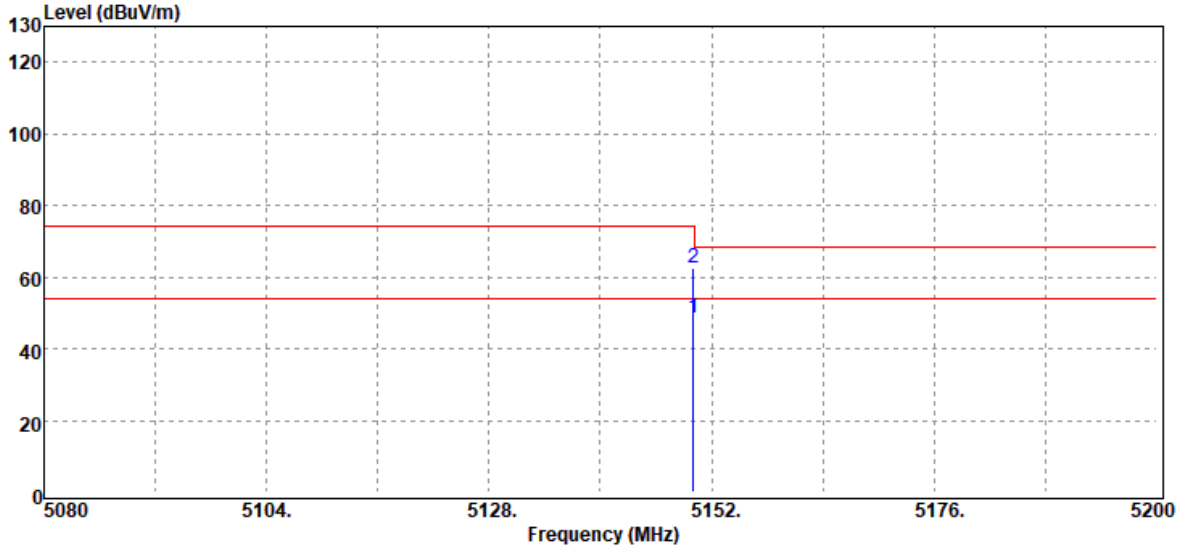

Freq. MHz	Detector Mode PK/QP/AV	Spectrum Reading Level dBµV	Factor dB	Actual FS dBµV/m	Limit @3m dBµV/m	Margin dB
5150.00	Average	43.71	4.92	48.63	54.00	-5.37
5150.00	Peak	57.59	4.92	62.51	74.00	-11.49

This document cannot be reproduced except in full, without prior written approval of the Company. 本報告未經本公司書面許可，不可部份複製。

Test Mode	IEEE 802.11n HT20 Low CH	Temp/Hum	19.6(℃)/ 51%RH
Test Item	Band Edge	Test Date	December 5, 2019
Polarize	Vertical	Test Engineer	Jerry Chang
Detector	Peak / Average		

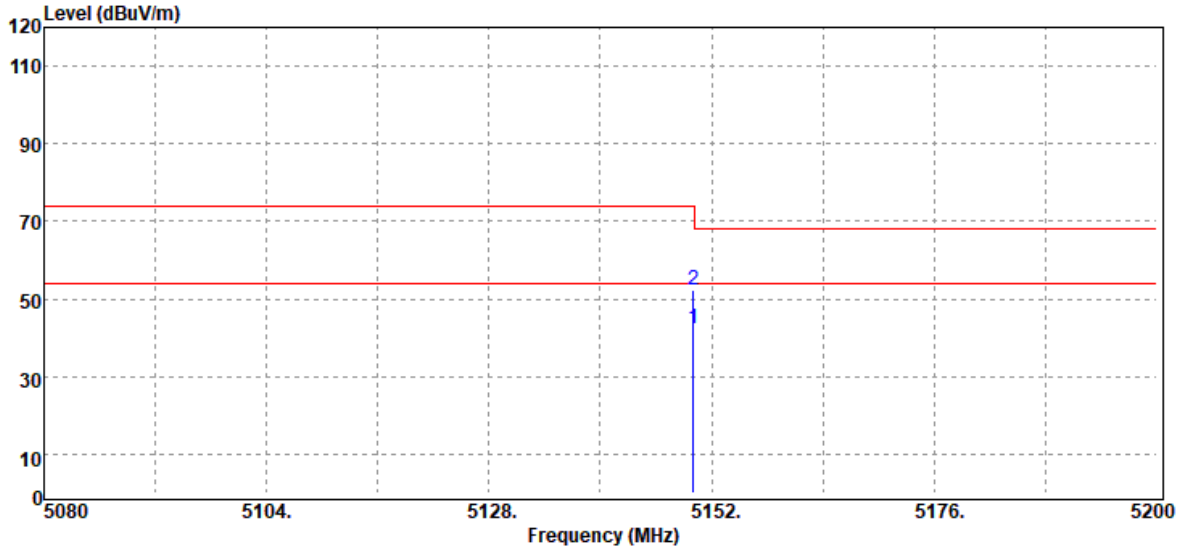

Freq. MHz	Detector Mode PK/QP/AV	Spectrum Reading Level dBµV	Factor dB	Actual FS dBµV/m	Limit @3m dBµV/m	Margin dB
5150.00	Average	37.32	4.92	42.24	54.00	-11.76
5150.00	Peak	47.21	4.92	52.13	74.00	-21.87

This document cannot be reproduced except in full, without prior written approval of the Company. 本報告未經本公司書面許可，不可部份複製。

Test Mode	IEEE 802.11n HT20 Low CH	Temp/Hum	19.6(℃)/ 51%RH
Test Item	Band Edge	Test Date	December 5, 2019
Polarize	Horizontal	Test Engineer	Jerry Chang
Detector	Peak / Average		

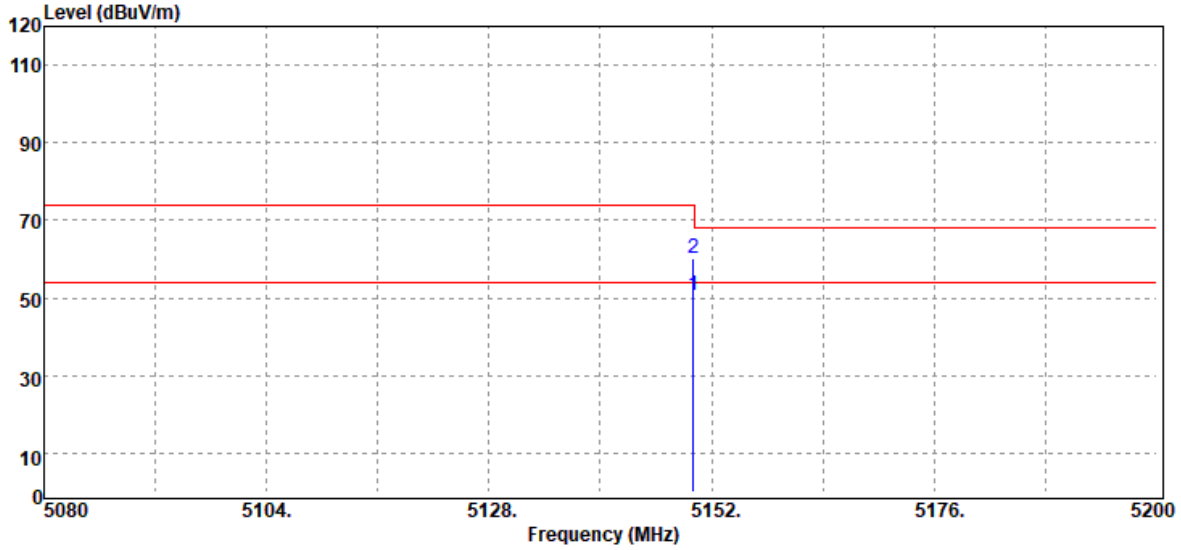

Freq. MHz	Detector Mode PK/QP/AV	Spectrum Reading Level dBµV	Factor dB	Actual FS dBµV/m	Limit @3m dBµV/m	Margin dB
5150.00	Average	45.55	4.92	50.47	54.00	-3.53
5150.00	Peak	55.40	4.92	60.32	74.00	-13.68

This document cannot be reproduced except in full, without prior written approval of the Company. 本報告未經本公司書面許可，不可部份複製。

Test Mode	IEEE 802.11n HT40 Low CH	Temp/Hum	19.6(℃)/ 51%RH
Test Item	Band Edge	Test Date	December 5, 2019
Polarize	Vertical	Test Engineer	Jerry Chang
Detector	Peak / Average		

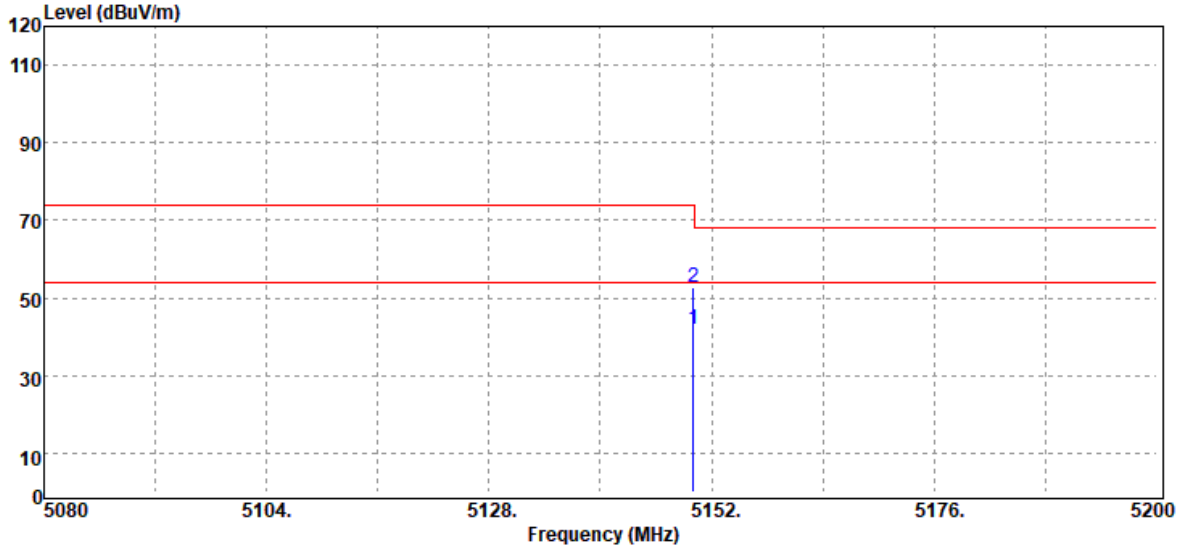

Freq. MHz	Detector Mode PK/QP/AV	Spectrum Reading Level dBµV	Factor dB	Actual FS dBµV/m	Limit @3m dBµV/m	Margin dB
5150.00	Average	37.02	4.92	41.94	54.00	-12.06
5150.00	Peak	47.69	4.92	52.61	74.00	-21.39

This document cannot be reproduced except in full, without prior written approval of the Company. 本報告未經本公司書面許可，不可部份複製。

Test Mode	IEEE 802.11n HT40 Low CH	Temp/Hum	19.6(℃)/ 51%RH
Test Item	Band Edge	Test Date	December 5, 2019
Polarize	Horizontal	Test Engineer	Jerry Chang
Detector	Peak / Average		

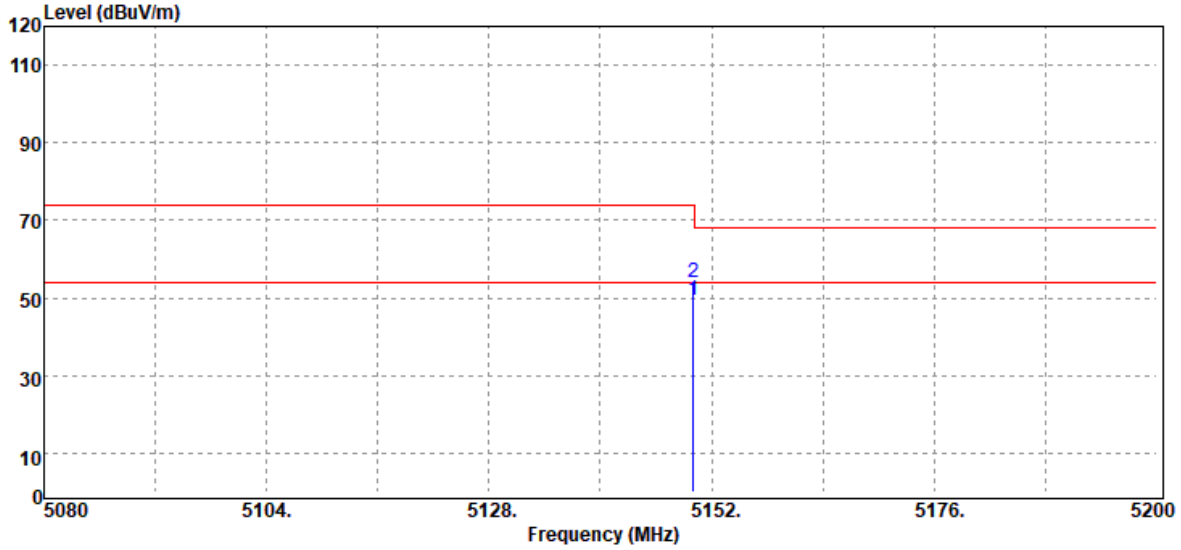

Freq. MHz	Detector Mode PK/QP/AV	Spectrum Reading Level dBµV	Factor dB	Actual FS dBµV/m	Limit @3m dBµV/m	Margin dB
5150.00	Average	44.36	4.92	49.28	54.00	-4.72
5150.00	Peak	49.10	4.92	54.02	74.00	-19.98

This document cannot be reproduced except in full, without prior written approval of the Company. 本報告未經本公司書面許可，不可部份複製。

Test Mode	IEEE 802.11ac 80 Low CH	Temp/Hum	19.6(℃)/ 51%RH
Test Item	Band Edge	Test Date	December 5, 2019
Polarize	Vertical	Test Engineer	Jerry Chang
Detector	Peak / Average		

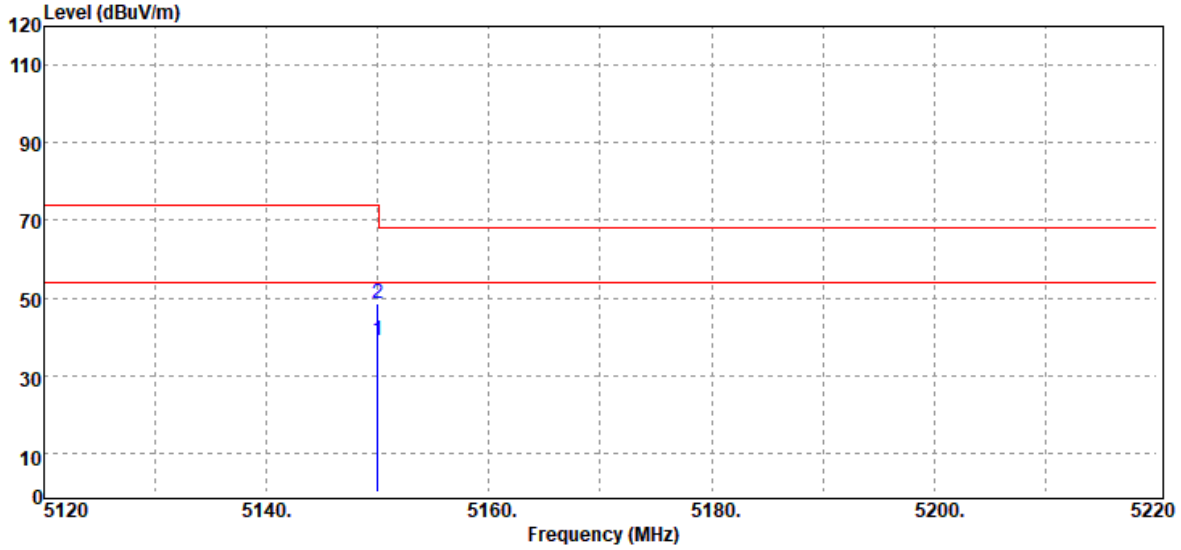

Freq. MHz	Detector Mode PK/QP/AV	Spectrum Reading Level dBµV	Factor dB	Actual FS dBµV/m	Limit @3m dBµV/m	Margin dB
5150.00	Average	34.04	4.92	38.96	54.00	-15.04
5150.00	Peak	43.80	4.92	48.72	74.00	-25.28

This document cannot be reproduced except in full, without prior written approval of the Company. 本報告未經本公司書面許可，不可部份複製。

Test Mode	IEEE 802.11ac 80 Low CH	Temp/Hum	19.6(℃)/ 51%RH
Test Item	Band Edge	Test Date	December 5, 2019
Polarize	Horizontal	Test Engineer	Jerry Chang
Detector	Peak / Average		

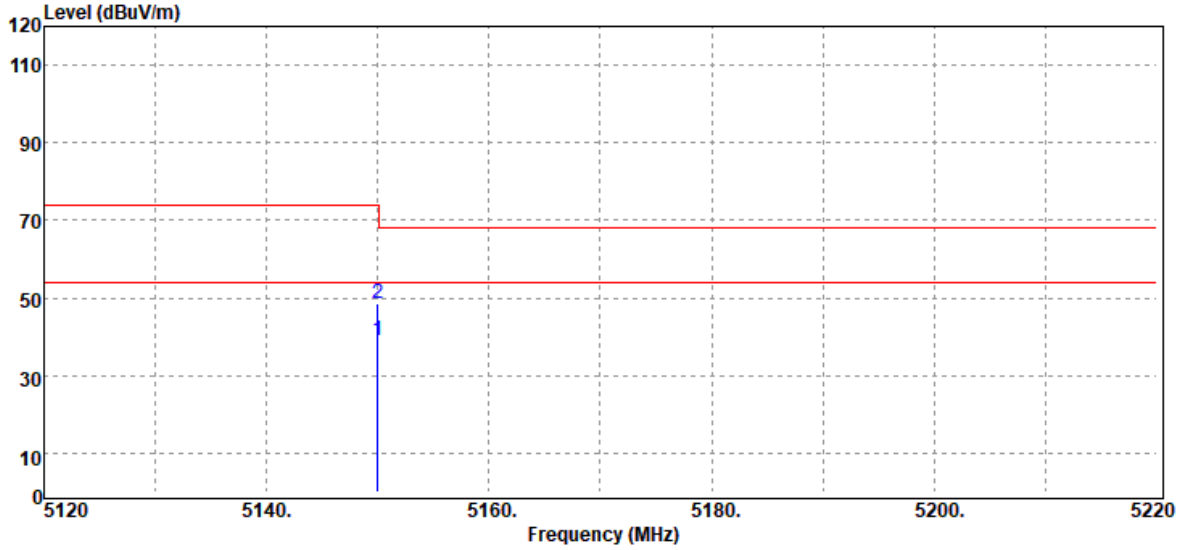

Freq. MHz	Detector Mode PK/QP/AV	Spectrum Reading Level dBµV	Factor dB	Actual FS dBµV/m	Limit @3m dBµV/m	Margin dB
5150.00	Average	34.20	4.92	39.12	54.00	-14.88
5150.00	Peak	43.64	4.92	48.56	74.00	-25.44

This document cannot be reproduced except in full, without prior written approval of the Company. 本報告未經本公司書面許可，不可部份複製。

Test Data

Band Edge Test Data for UNII-2a

Test Mode	IEEE 802.11a High CH	Temp/Hum	19.6(℃)/ 51%RH
Test Item	Band Edge	Test Date	December 5, 2019
Polarize	Vertical	Test Engineer	Jerry Chang
Detector	Peak / Average		

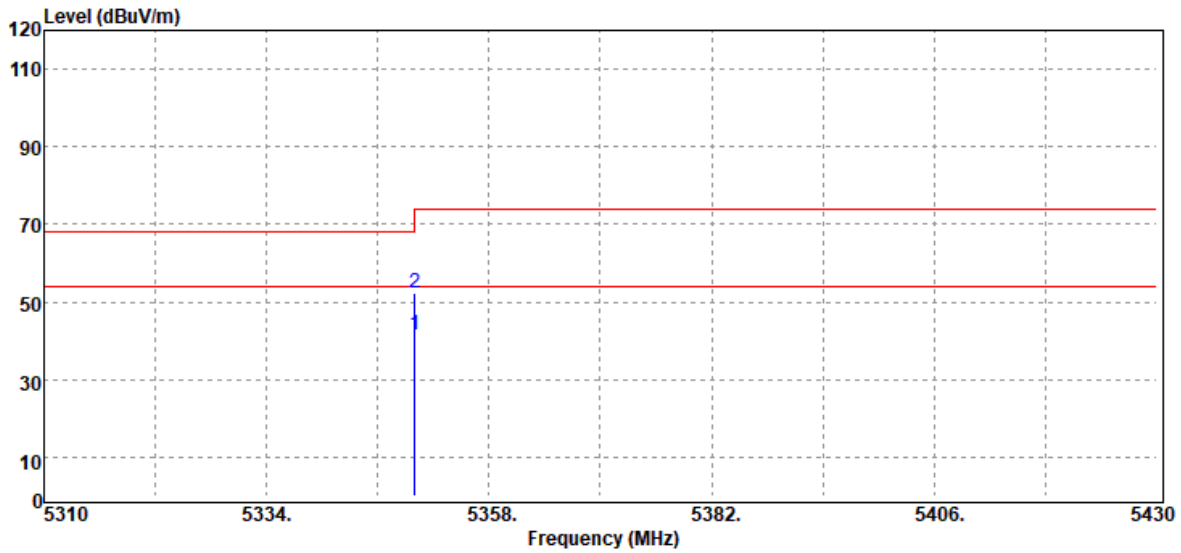

Freq. MHz	Detector Mode PK/QP/AV	Spectrum Reading Level dBμV	Factor dB	Actual FS dBμV/m	Limit @3m dBμV/m	Margin dB
5350.00	Average	36.14	5.21	41.35	54.00	-12.65
5350.00	Peak	47.14	5.21	52.35	74.00	-21.65

This document cannot be reproduced except in full, without prior written approval of the Company. 本報告未經本公司書面許可，不可部份複製。

Test Mode	IEEE 802.11a High CH	Temp/Hum	19.6(℃)/ 51%RH
Test Item	Band Edge	Test Date	December 5, 2019
Polarize	Horizontal	Test Engineer	Jerry Chang
Detector	Peak / Average		

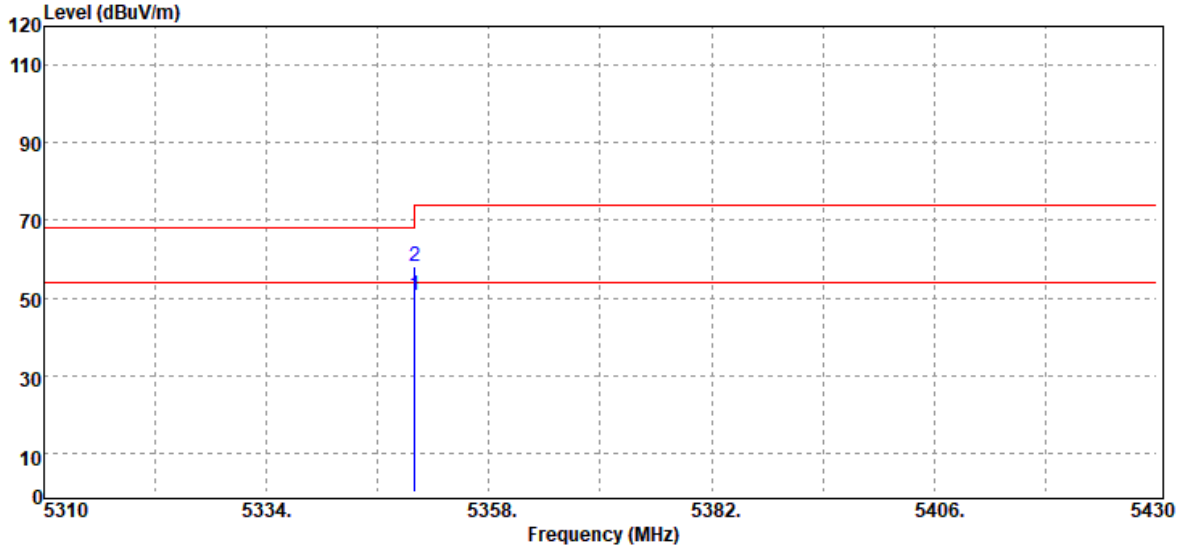

Freq. MHz	Detector Mode PK/QP/AV	Spectrum Reading Level dBµV	Factor dB	Actual FS dBµV/m	Limit @3m dBµV/m	Margin dB
5350.00	Average	45.29	5.21	50.50	54.00	-3.50
5350.00	Peak	52.81	5.21	58.02	74.00	-15.98

This document cannot be reproduced except in full, without prior written approval of the Company. 本報告未經本公司書面許可，不可部份複製。

Test Mode	IEEE 802.11n HT20 High CH	Temp/Hum	19.6(℃)/ 51%RH
Test Item	Band Edge	Test Date	December 5, 2019
Polarize	Vertical	Test Engineer	Jerry Chang
Detector	Peak / Average		

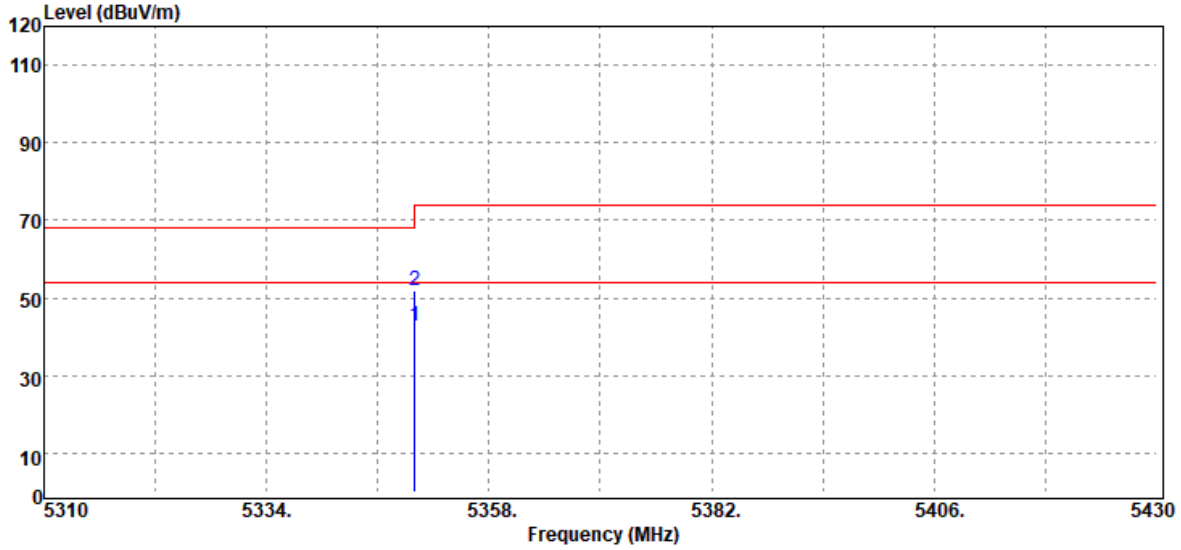

Freq. MHz	Detector Mode PK/QP/AV	Spectrum Reading Level dBµV	Factor dB	Actual FS dBµV/m	Limit @3m dBµV/m	Margin dB
5350.00	Average	37.74	5.21	42.95	54.00	-11.05
5350.00	Peak	46.65	5.21	51.86	74.00	-22.14

This document cannot be reproduced except in full, without prior written approval of the Company. 本報告未經本公司書面許可，不可部份複製。

Test Mode	IEEE 802.11n HT20 High CH	Temp/Hum	19.6(℃)/ 51%RH
Test Item	Band Edge	Test Date	December 5, 2019
Polarize	Horizontal	Test Engineer	Jerry Chang
Detector	Peak / Average		

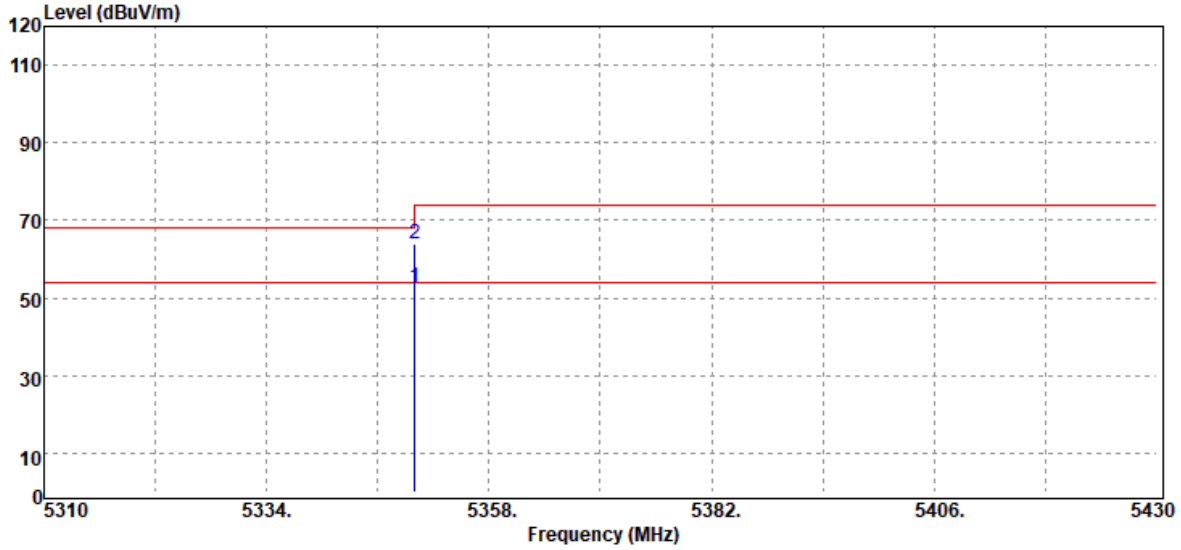

Freq. MHz	Detector Mode PK/QP/AV	Spectrum Reading Level dBμV	Factor dB	Actual FS dBμV/m	Limit @3m dBμV/m	Margin dB
5350.00	Average	47.54	5.21	52.75	54.00	-1.25
5350.00	Peak	58.66	5.21	63.87	74.00	-10.13

This document cannot be reproduced except in full, without prior written approval of the Company. 本報告未經本公司書面許可，不可部份複製。

Test Mode	IEEE 802.11n HT40 High CH	Temp/Hum	19.6(℃)/ 51%RH
Test Item	Band Edge	Test Date	December 5, 2019
Polarize	Vertical	Test Engineer	Jerry Chang
Detector	Peak / Average		

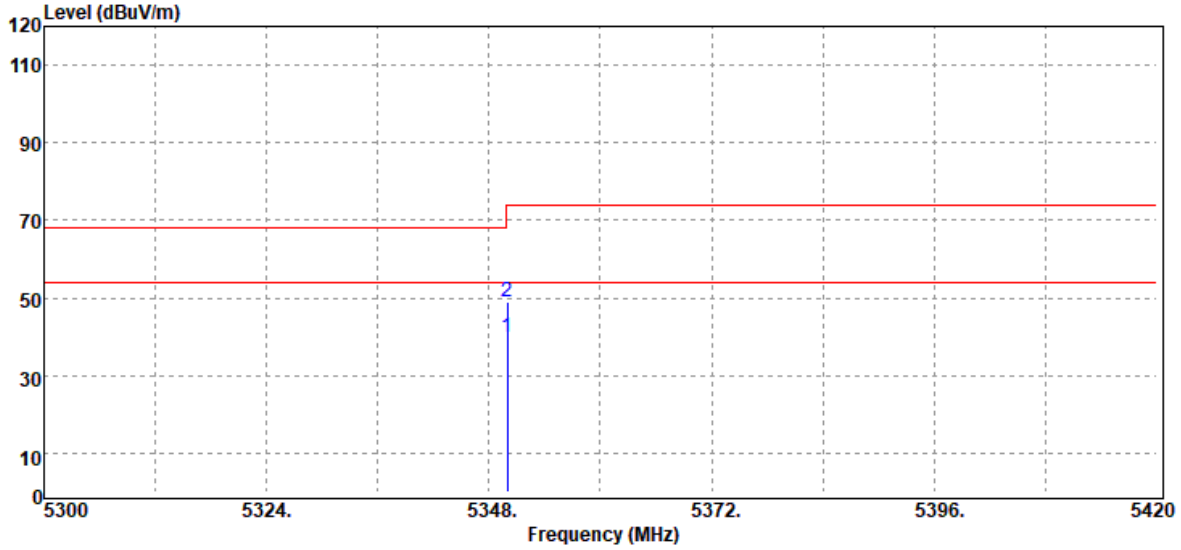

Freq. MHz	Detector Mode PK/QP/AV	Spectrum Reading Level dBµV	Factor dB	Actual FS dBµV/m	Limit @3m dBµV/m	Margin dB
5350.00	Average	34.48	5.21	39.69	54.00	-14.31
5350.00	Peak	43.79	5.21	49.00	74.00	-25.00

This document cannot be reproduced except in full, without prior written approval of the Company. 本報告未經本公司書面許可，不可部份複製。

Test Mode	IEEE 802.11n HT40 Low CH	Temp/Hum	19.6(℃)/ 51%RH
Test Item	Band Edge	Test Date	December 5, 2019
Polarize	Horizontal	Test Engineer	Jerry Chang
Detector	Peak / Average		

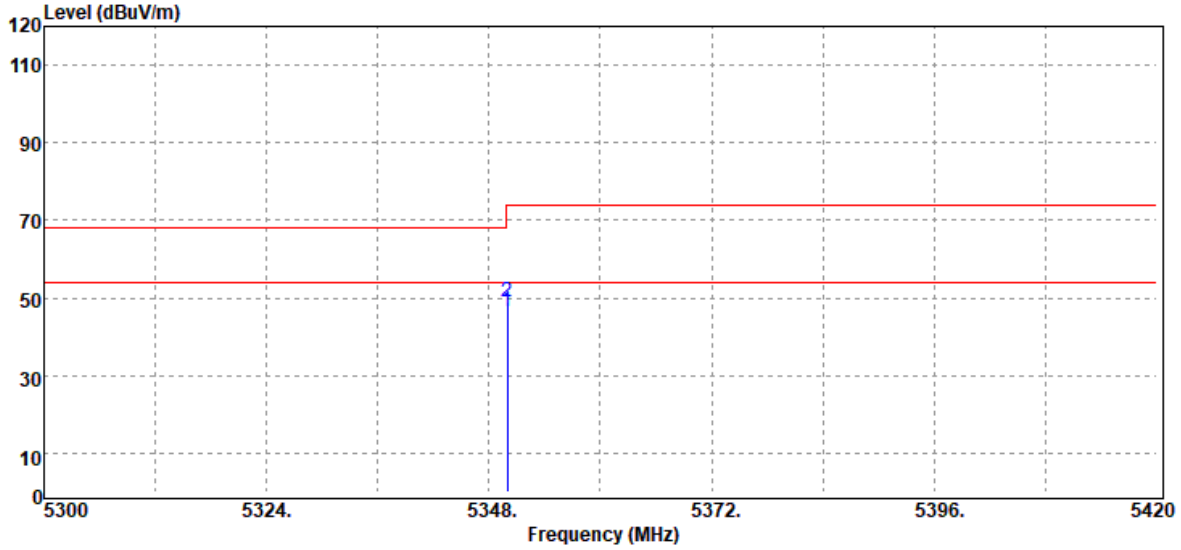

Freq. MHz	Detector Mode PK/QP/AV	Spectrum Reading Level dBµV	Factor dB	Actual FS dBµV/m	Limit @3m dBµV/m	Margin dB
5350.00	Average	41.19	5.21	46.40	54.00	-7.60
5350.00	Peak	43.73	5.21	48.94	74.00	-25.06

This document cannot be reproduced except in full, without prior written approval of the Company. 本報告未經本公司書面許可，不可部份複製。

Test Mode	IEEE 802.11ac 80 High CH	Temp/Hum	19.6(℃)/ 51%RH
Test Item	Band Edge	Test Date	December 5, 2019
Polarize	Vertical	Test Engineer	Jerry Chang
Detector	Peak / Average		

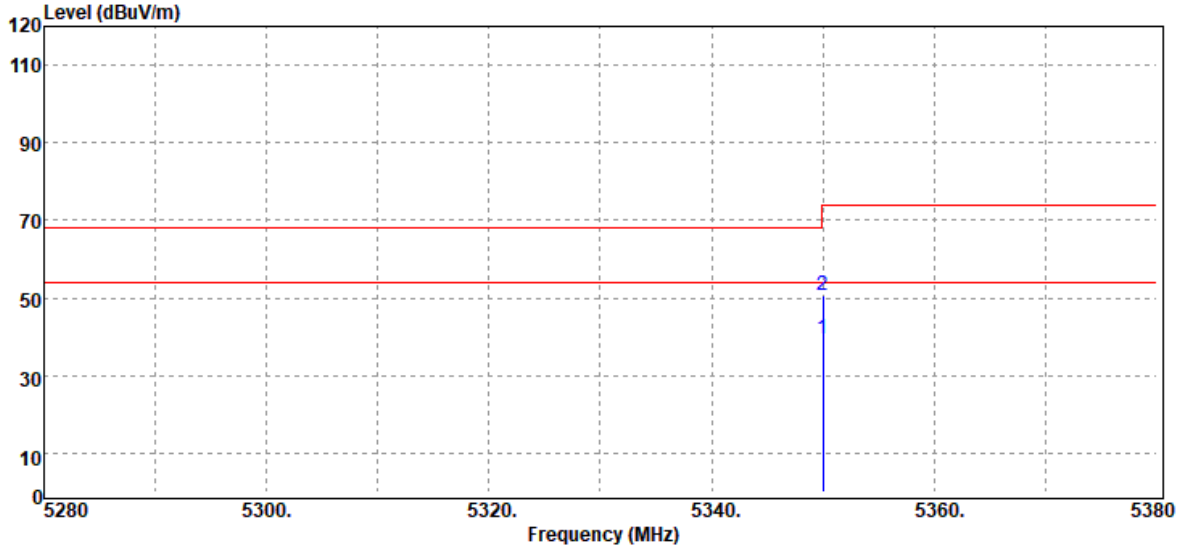

Freq. MHz	Detector Mode PK/QP/AV	Spectrum Reading Level dBµV	Factor dB	Actual FS dBµV/m	Limit @3m dBµV/m	Margin dB
5350.00	Average	34.44	5.21	39.65	54.00	-14.35
5350.00	Peak	45.52	5.21	50.73	74.00	-23.27

This document cannot be reproduced except in full, without prior written approval of the Company. 本報告未經本公司書面許可，不可部份複製。

Test Mode	IEEE 802.11ac 80 High CH	Temp/Hum	19.6(℃)/ 51%RH
Test Item	Band Edge	Test Date	December 5, 2019
Polarize	Horizontal	Test Engineer	Jerry Chang
Detector	Peak / Average		

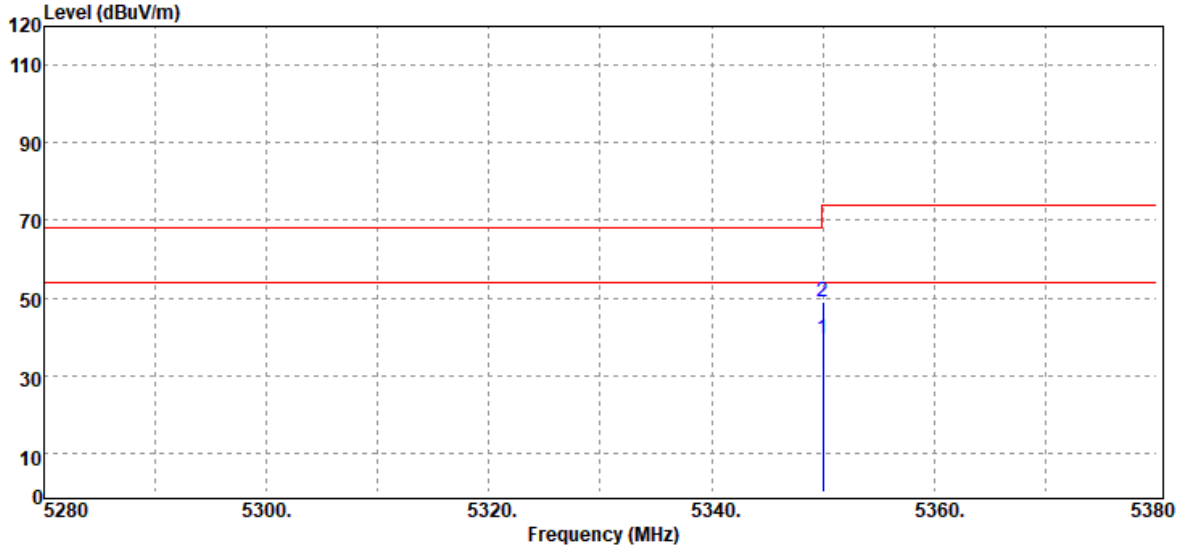

Freq. MHz	Detector Mode PK/QP/AV	Spectrum Reading Level dBµV	Factor dB	Actual FS dBµV/m	Limit @3m dBµV/m	Margin dB
5350.00	Average	34.36	5.21	39.57	54.00	-14.43
5350.00	Peak	43.87	5.21	49.08	74.00	-24.92

This document cannot be reproduced except in full, without prior written approval of the Company. 本報告未經本公司書面許可，不可部份複製。

Test Data

Band Edge Test Data for UNII-2c

Test Mode	IEEE 802.11a Low CH	Temp/Hum	19.6(℃)/ 51%RH
Test Item	Band Edge	Test Date	December 5, 2019
Polarize	Vertical	Test Engineer	Jerry Chang
Detector	Peak / Average		

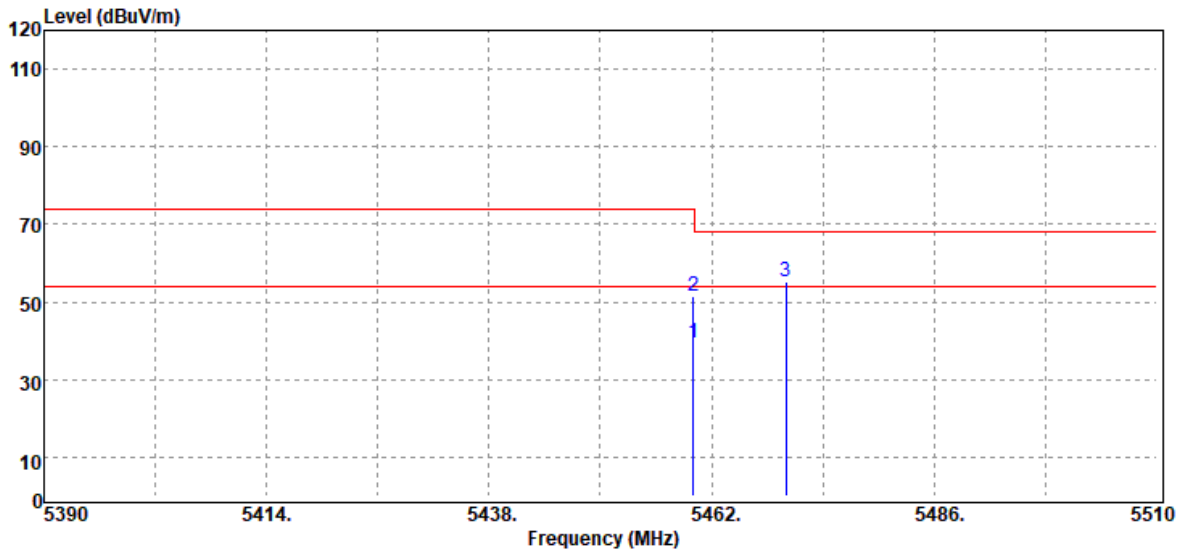

Freq. MHz	Detector Mode PK/QP/AV	Spectrum Reading Level dBµV	Factor dB	Actual FS dBµV/m	Limit @3m dBµV/m	Margin dB
5460.00	Average	33.87	5.63	39.50	54.00	-14.50
5460.00	Peak	45.74	5.63	51.37	74.00	-22.63
5470.00	Peak	49.51	5.65	55.16	68.20	-13.04

This document cannot be reproduced except in full, without prior written approval of the Company. 本報告未經本公司書面許可，不可部份複製。

Test Mode	IEEE 802.11a Low CH	Temp/Hum	19.6(℃)/ 51%RH
Test Item	Band Edge	Test Date	December 5, 2019
Polarize	Horizontal	Test Engineer	Jerry Chang
Detector	Peak / Average		

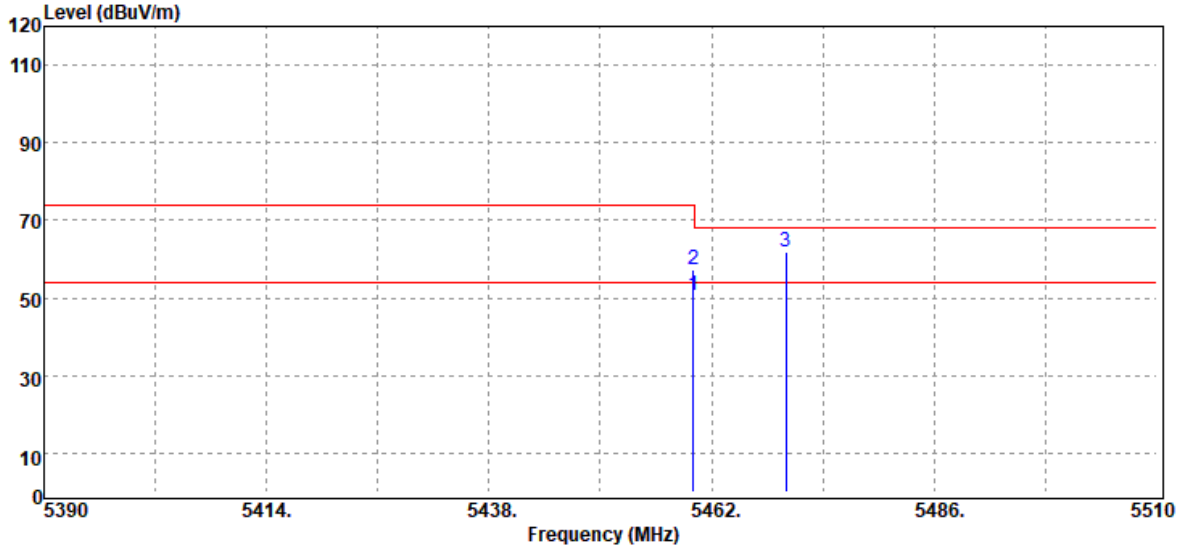

Freq. MHz	Detector Mode PK/QP/AV	Spectrum Reading Level dBµV	Factor dB	Actual FS dBµV/m	Limit @3m dBµV/m	Margin dB
5460.00	Average	44.97	5.63	50.60	54.00	-3.40
5460.00	Peak	51.81	5.63	57.44	74.00	-16.56
5470.00	Peak	56.22	5.65	61.87	68.20	-6.33

This document cannot be reproduced except in full, without prior written approval of the Company. 本報告未經本公司書面許可，不可部份複製。

Test Mode	IEEE 802.11a High CH	Temp/Hum	19.6(℃)/ 51%RH
Test Item	Band Edge	Test Date	December 5, 2019
Polarize	Vertical	Test Engineer	Jerry Chang
Detector	Peak		

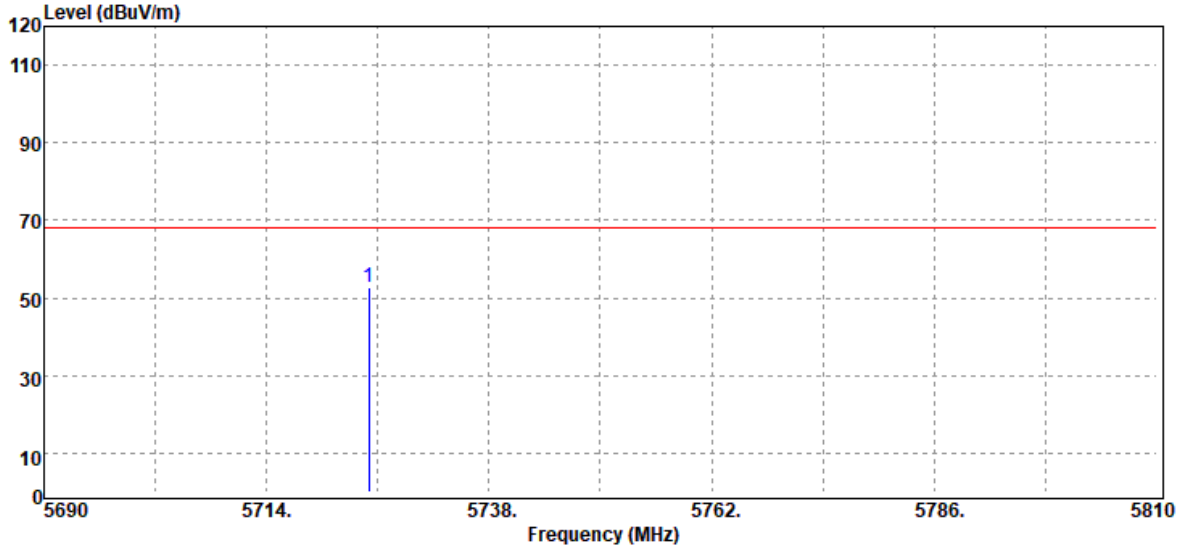

Freq. MHz	Detector Mode PK/QP/AV	Spectrum Reading Level dBµV	Factor dB	Actual FS dBµV/m	Limit @3m dBµV/m	Margin dB
5725.00	Peak	46.33	6.34	52.67	68.20	-15.53
N/A						

This document cannot be reproduced except in full, without prior written approval of the Company. 本報告未經本公司書面許可，不可部份複製。

Test Mode	IEEE 802.11a High CH	Temp/Hum	19.6(℃)/ 51%RH
Test Item	Band Edge	Test Date	December 5, 2019
Polarize	Horizontal	Test Engineer	Jerry Chang
Detector	Peak		

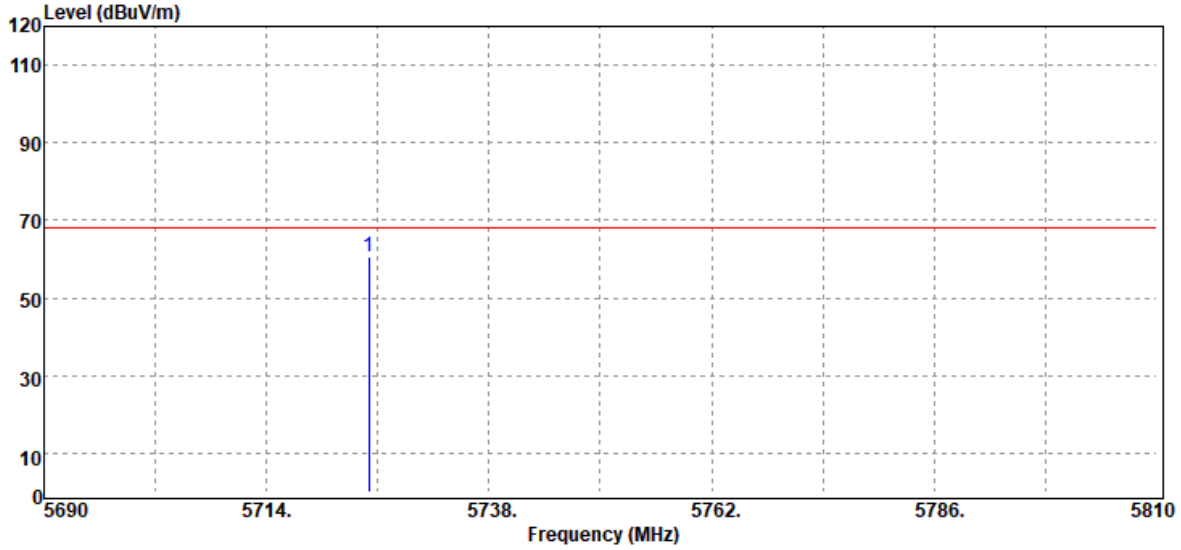

Freq. MHz	Detector Mode PK/QP/AV	Spectrum Reading Level dBµV	Factor dB	Actual FS dBµV/m	Limit @3m dBµV/m	Margin dB
5725.00	Peak	54.12	6.34	60.46	68.20	-7.74
N/A						

This document cannot be reproduced except in full, without prior written approval of the Company. 本報告未經本公司書面許可，不可部份複製。

Test Mode	IEEE 802.11n HT20 Low CH	Temp/Hum	19.6(℃)/ 51%RH
Test Item	Band Edge	Test Date	December 5, 2019
Polarize	Vertical	Test Engineer	Jerry Chang
Detector	Peak / Average		

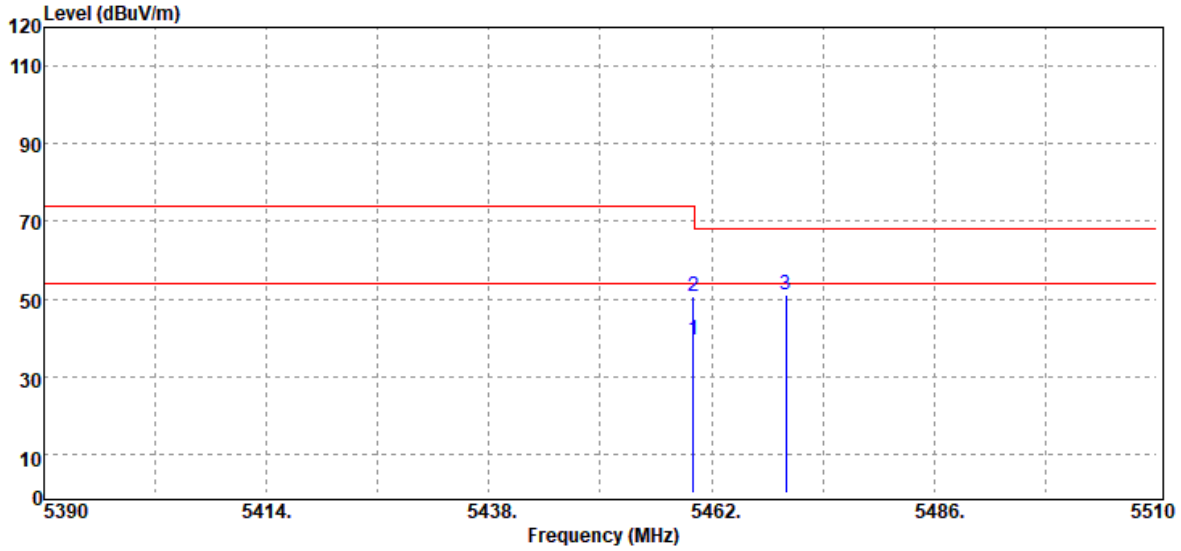

Freq. MHz	Detector Mode PK/QP/AV	Spectrum Reading Level dBµV	Factor dB	Actual FS dBµV/m	Limit @3m dBµV/m	Margin dB
5460.00	Average	33.96	5.63	39.59	54.00	-14.41
5460.00	Peak	45.00	5.63	50.63	74.00	-23.37
5470.00	Peak	45.59	5.65	51.24	68.20	-16.96

This document cannot be reproduced except in full, without prior written approval of the Company. 本報告未經本公司書面許可，不可部份複製。

Test Mode	IEEE 802.11n HT20 Low CH	Temp/Hum	19.6(℃)/ 51%RH
Test Item	Band Edge	Test Date	December 5, 2019
Polarize	Horizontal	Test Engineer	Jerry Chang
Detector	Peak / Average		

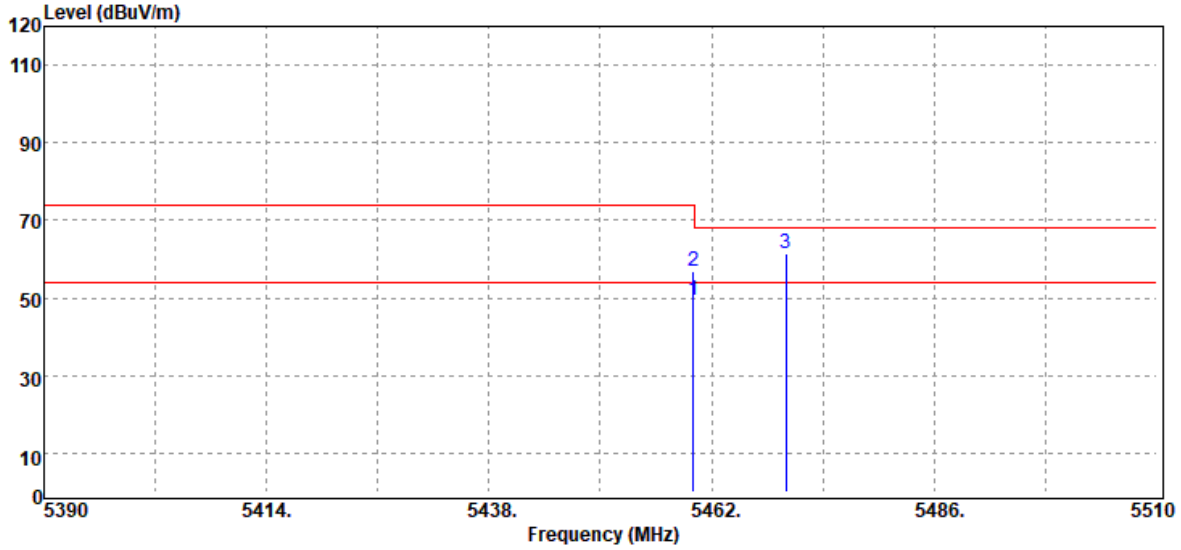

Freq. MHz	Detector Mode PK/QP/AV	Spectrum Reading Level dBµV	Factor dB	Actual FS dBµV/m	Limit @3m dBµV/m	Margin dB
5460.00	Average	43.71	5.63	49.34	54.00	-4.66
5460.00	Peak	51.37	5.63	57.00	74.00	-17.00
5470.00	Peak	55.65	5.65	61.30	68.20	-6.90

This document cannot be reproduced except in full, without prior written approval of the Company. 本報告未經本公司書面許可，不可部份複製。

Test Mode	IEEE 802.11n HT20 High CH	Temp/Hum	19.6(℃)/ 51%RH
Test Item	Band Edge	Test Date	December 5, 2019
Polarize	Vertical	Test Engineer	Jerry Chang
Detector	Peak		

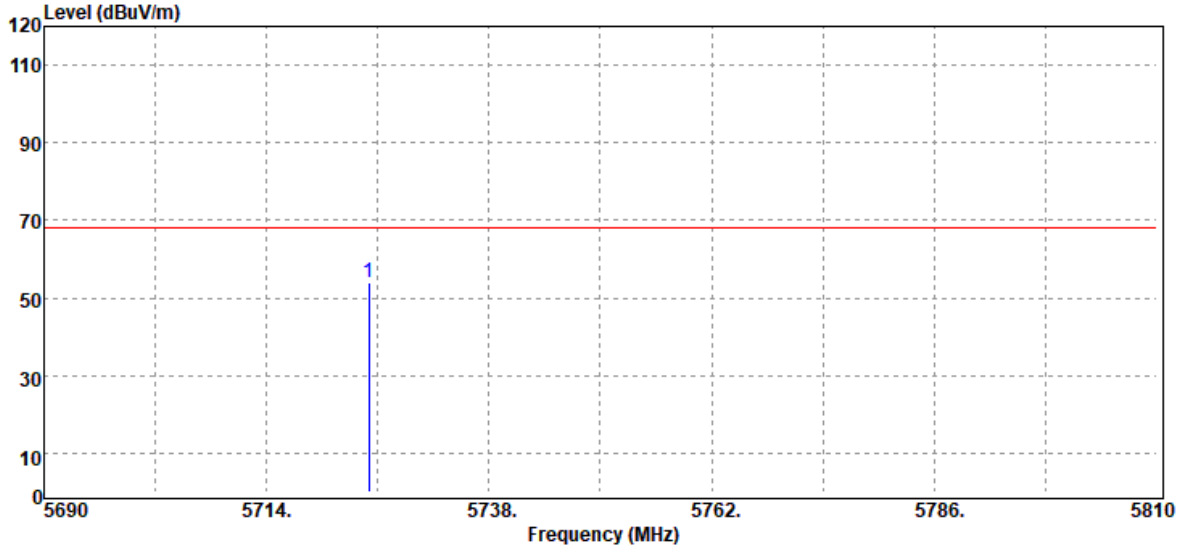

Freq. MHz	Detector Mode PK/QP/AV	Spectrum Reading Level dBµV	Factor dB	Actual FS dBµV/m	Limit @3m dBµV/m	Margin dB
5725.00	Peak	47.56	6.34	53.90	68.20	-14.30
N/A						

This document cannot be reproduced except in full, without prior written approval of the Company. 本報告未經本公司書面許可，不可部份複製。

Test Mode	IEEE 802.11n HT20 High CH	Temp/Hum	19.6(℃)/ 51%RH
Test Item	Band Edge	Test Date	December 5, 2019
Polarize	Horizontal	Test Engineer	Jerry Chang
Detector	Peak		

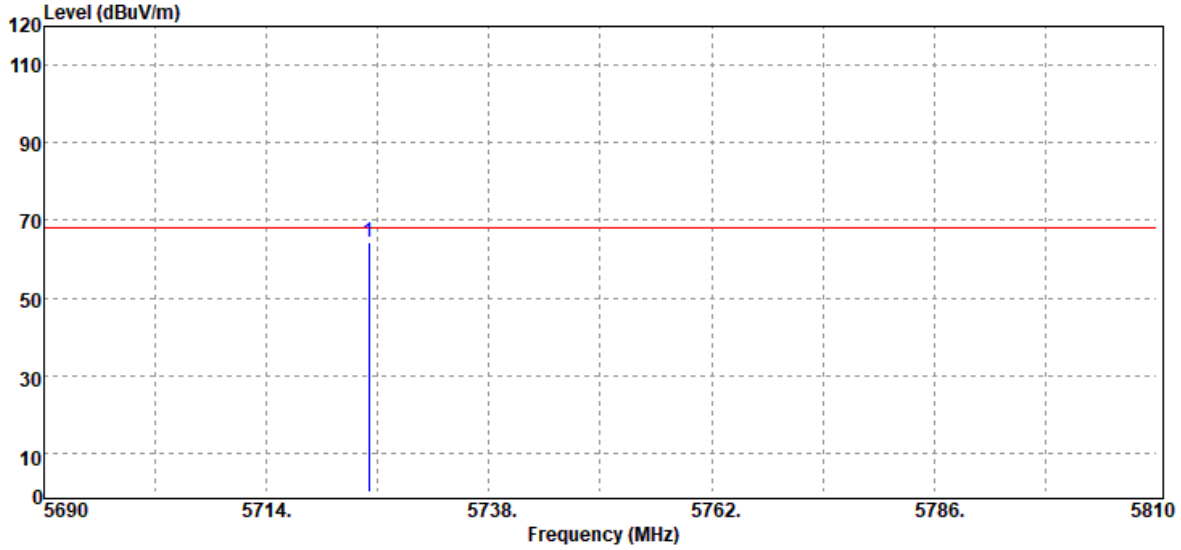

Freq. MHz	Detector Mode PK/QP/AV	Spectrum Reading Level dBµV	Factor dB	Actual FS dBµV/m	Limit @3m dBµV/m	Margin dB
5725.00	Peak	57.90	6.34	64.24	68.20	-3.96
N/A						

This document cannot be reproduced except in full, without prior written approval of the Company. 本報告未經本公司書面許可，不可部份複製。

Test Mode	IEEE 802.11n HT40 Low CH	Temp/Hum	19.6(℃)/ 51%RH
Test Item	Band Edge	Test Date	December 5, 2019
Polarize	Vertical	Test Engineer	Jerry Chang
Detector	Peak / Average		

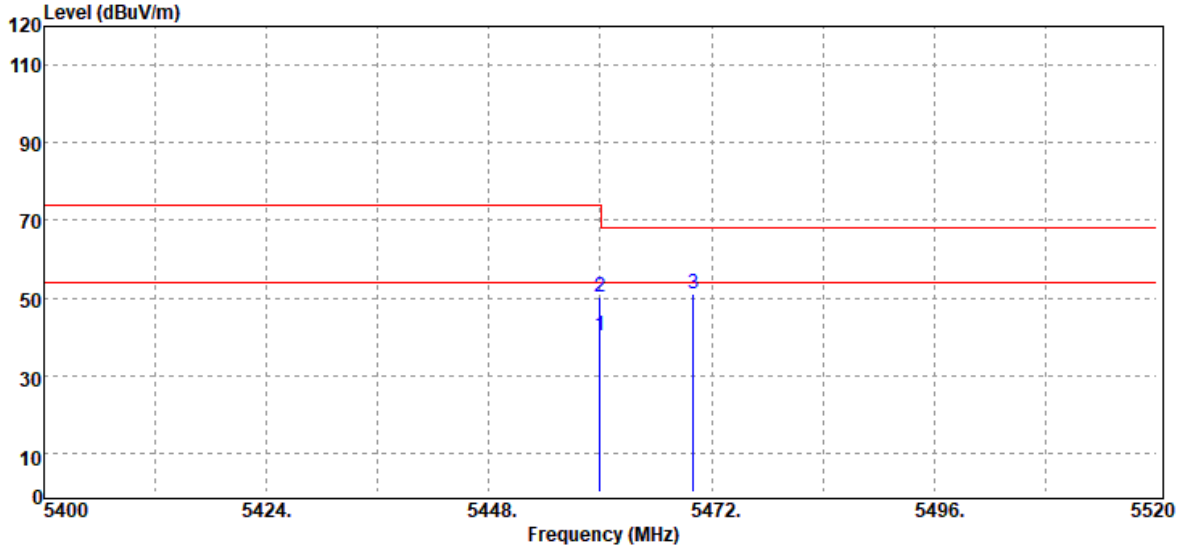

Freq. MHz	Detector Mode PK/QP/AV	Spectrum Reading Level dBµV	Factor dB	Actual FS dBµV/m	Limit @3m dBµV/m	Margin dB
5460.00	Average	34.59	5.63	40.22	54.00	-13.78
5460.00	Peak	44.55	5.63	50.18	74.00	-23.82
5470.00	Peak	45.40	5.65	51.05	68.20	-17.15

This document cannot be reproduced except in full, without prior written approval of the Company. 本報告未經本公司書面許可，不可部份複製。

Test Mode	IEEE 802.11n HT40 Low CH	Temp/Hum	19.6(℃)/ 51%RH
Test Item	Band Edge	Test Date	December 5, 2019
Polarize	Horizontal	Test Engineer	Jerry Chang
Detector	Peak / Average		

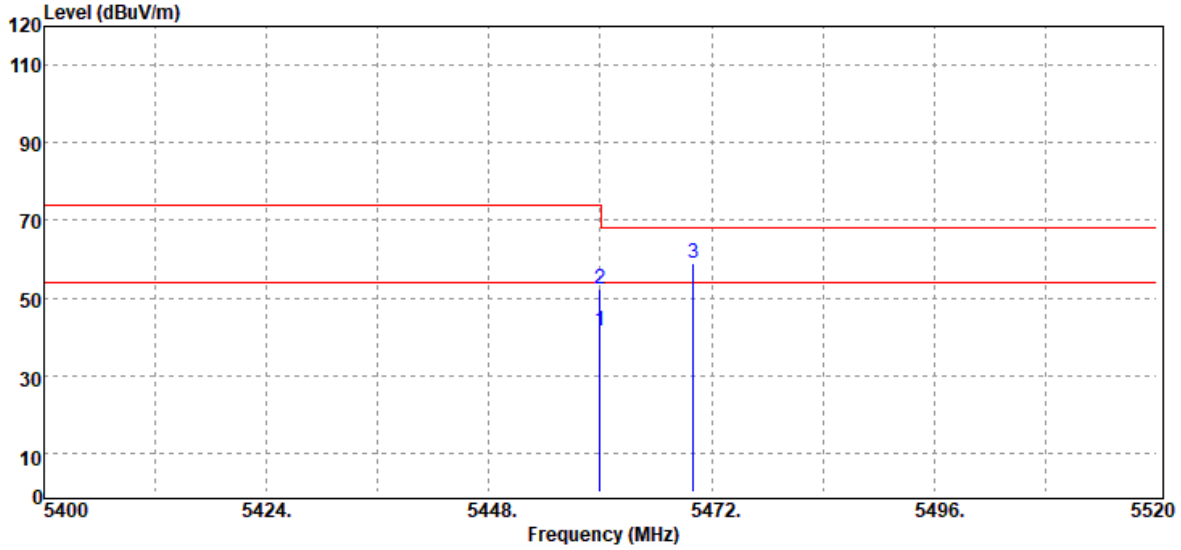

Freq. MHz	Detector Mode PK/QP/AV	Spectrum Reading Level dBµV	Factor dB	Actual FS dBµV/m	Limit @3m dBµV/m	Margin dB
5460.00	Average	36.02	5.63	41.65	54.00	-12.35
5460.00	Peak	46.77	5.63	52.40	74.00	-21.60
5470.00	Peak	53.30	5.65	58.95	68.20	-9.25

This document cannot be reproduced except in full, without prior written approval of the Company. 本報告未經本公司書面許可，不可部份複製。

Test Mode	IEEE 802.11n HT40 High CH	Temp/Hum	19.6(℃)/ 51%RH
Test Item	Band Edge	Test Date	December 5, 2019
Polarize	Vertical	Test Engineer	Jerry Chang
Detector	Peak		

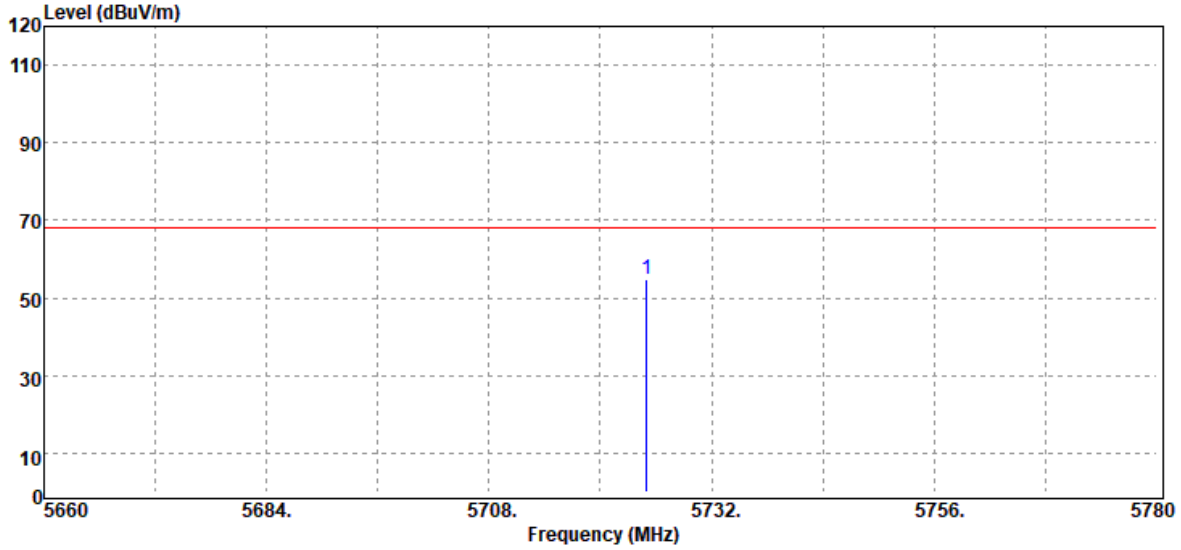

Freq. MHz	Detector Mode PK/QP/AV	Spectrum Reading Level dBµV	Factor dB	Actual FS dBµV/m	Limit @3m dBµV/m	Margin dB
5725.00	Peak	48.66	6.34	55.00	68.20	-13.20
N/A						

This document cannot be reproduced except in full, without prior written approval of the Company. 本報告未經本公司書面許可，不可部份複製。

Test Mode	IEEE 802.11n HT40 High CH	Temp/Hum	19.6(℃)/ 51%RH
Test Item	Band Edge	Test Date	December 5, 2019
Polarize	Horizontal	Test Engineer	Jerry Chang
Detector	Peak		

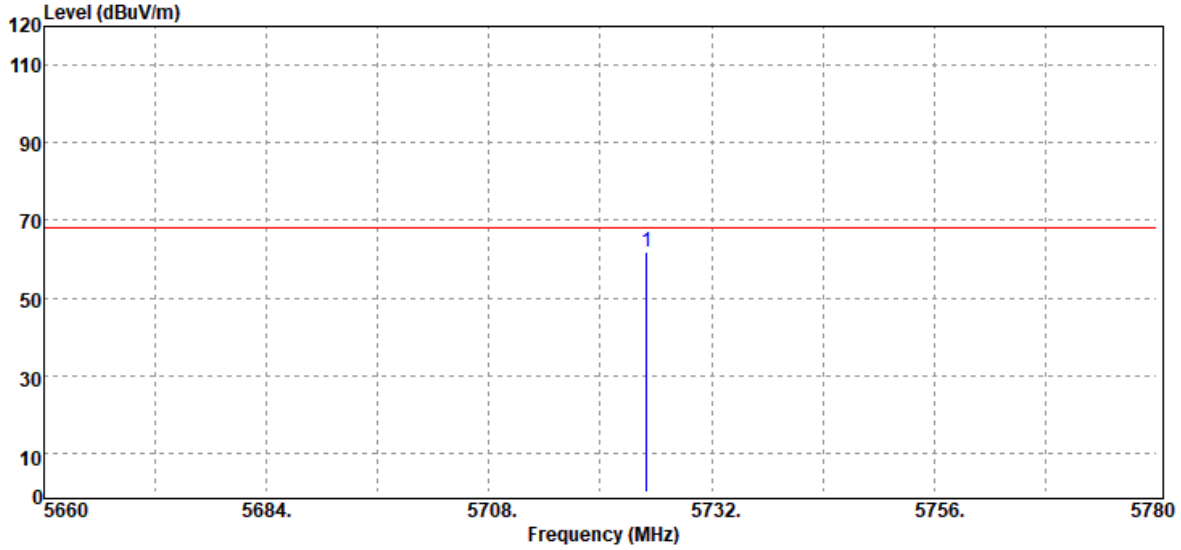

Freq. MHz	Detector Mode PK/QP/AV	Spectrum Reading Level dBµV	Factor dB	Actual FS dBµV/m	Limit @3m dBµV/m	Margin dB
5725.00	Peak	55.33	6.34	61.67	68.20	-6.53
N/A						

This document cannot be reproduced except in full, without prior written approval of the Company. 本報告未經本公司書面許可，不可部份複製。

Test Mode	IEEE 802.11ac 80 Low CH	Temp/Hum	19.6(℃)/ 51%RH
Test Item	Band Edge	Test Date	December 5, 2019
Polarize	Vertical	Test Engineer	Jerry Chang
Detector	Peak / Average		

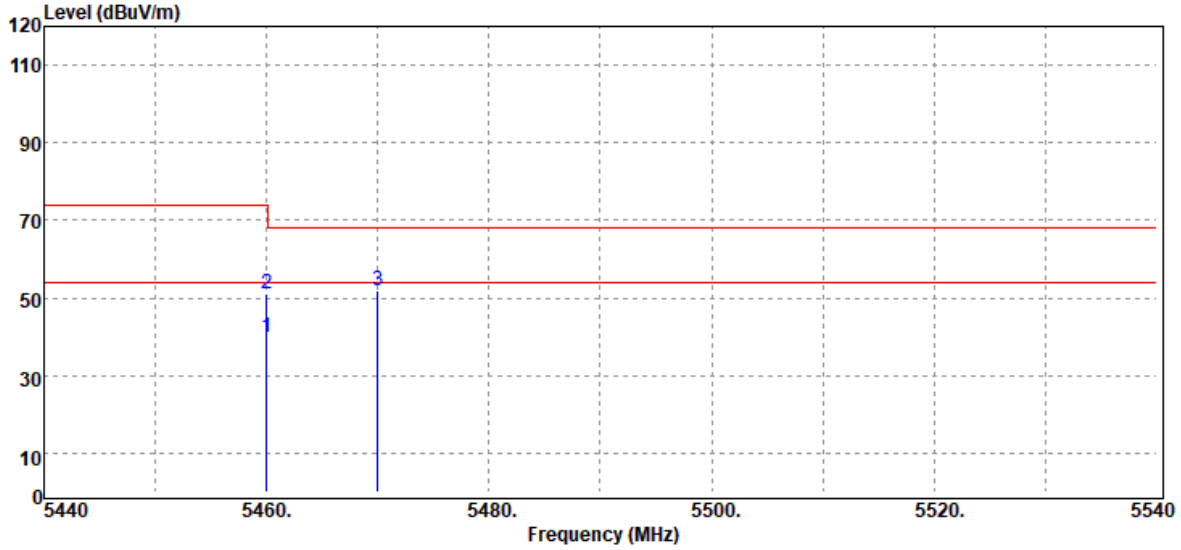

Freq. MHz	Detector Mode PK/QP/AV	Spectrum Reading Level dBµV	Factor dB	Actual FS dBµV/m	Limit @3m dBµV/m	Margin dB
5460.00	Average	34.21	5.63	39.84	54.00	-14.16
5460.00	Peak	45.37	5.63	51.00	74.00	-23.00
5470.00	Peak	46.10	5.65	51.75	68.20	-16.45

This document cannot be reproduced except in full, without prior written approval of the Company. 本報告未經本公司書面許可，不可部份複製。

Test Mode	IEEE 802.11ac 80 Low CH	Temp/Hum	19.6(℃)/ 51%RH
Test Item	Band Edge	Test Date	December 5, 2019
Polarize	Horizontal	Test Engineer	Jerry Chang
Detector	Peak / Average		

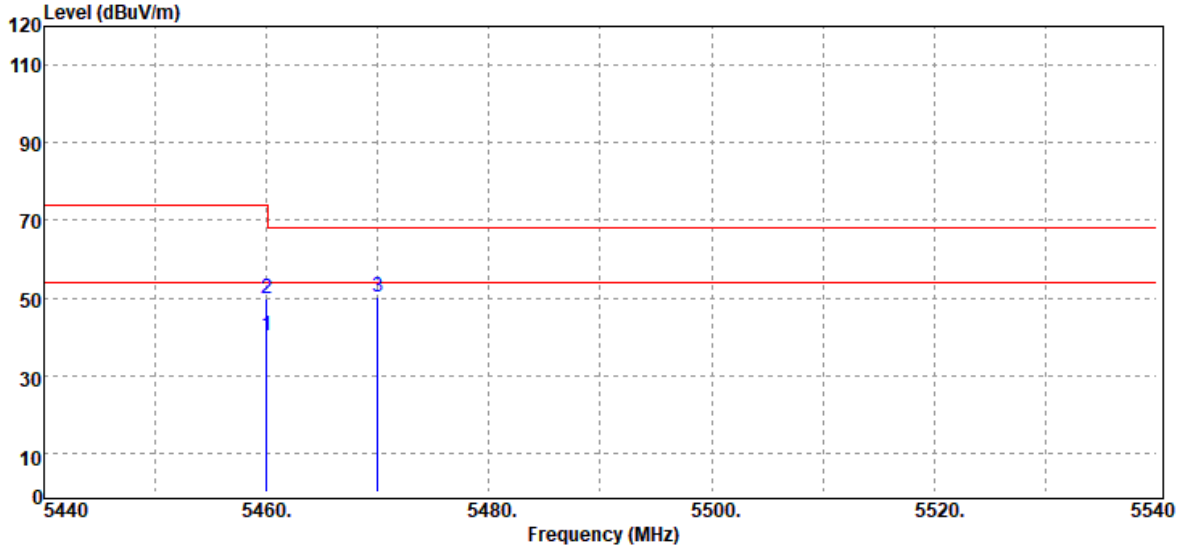

Freq. MHz	Detector Mode PK/QP/AV	Spectrum Reading Level dBµV	Factor dB	Actual FS dBµV/m	Limit @3m dBµV/m	Margin dB
5460.00	Average	34.50	5.63	40.13	54.00	-13.87
5460.00	Peak	44.36	5.63	49.99	74.00	-24.01
5470.00	Peak	44.69	5.65	50.34	68.20	-17.86

This document cannot be reproduced except in full, without prior written approval of the Company. 本報告未經本公司書面許可，不可部份複製。

Band Edge Test Data for UNII-3

Test Mode	IEEE 802.11a Low CH	Temp/Hum	19.6(℃)/ 51%RH
Test Item	Band Edge	Test Date	December 5, 2019
Polarize	Vertical	Test Engineer	Jerry Chang
Detector	Peak		

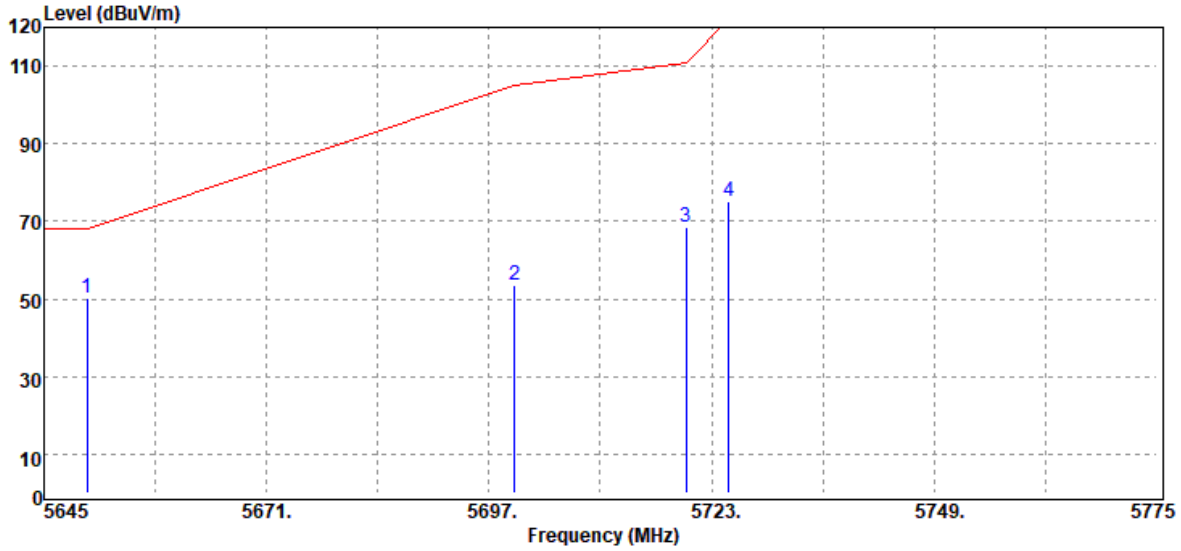

Freq. MHz	Detector Mode PK/QP/AV	Spectrum Reading Level dBµV	Factor dB	Actual FS dBµV/m	Limit @3m dBµV/m	Margin dB
5650.00	Peak	44.02	6.04	50.06	68.20	-18.14
5700.00	Peak	47.42	6.32	53.74	105.20	-51.46
5720.00	Peak	62.35	6.33	68.68	110.80	-42.12
5725.00	Peak	68.84	6.34	75.18	122.20	-47.02

This document cannot be reproduced except in full, without prior written approval of the Company. 本報告未經本公司書面許可，不可部份複製。

Test Mode	IEEE 802.11a Low CH	Temp/Hum	19.6(℃)/ 51%RH
Test Item	Band Edge	Test Date	December 5, 2019
Polarize	Horizontal	Test Engineer	Jerry Chang
Detector	Peak		

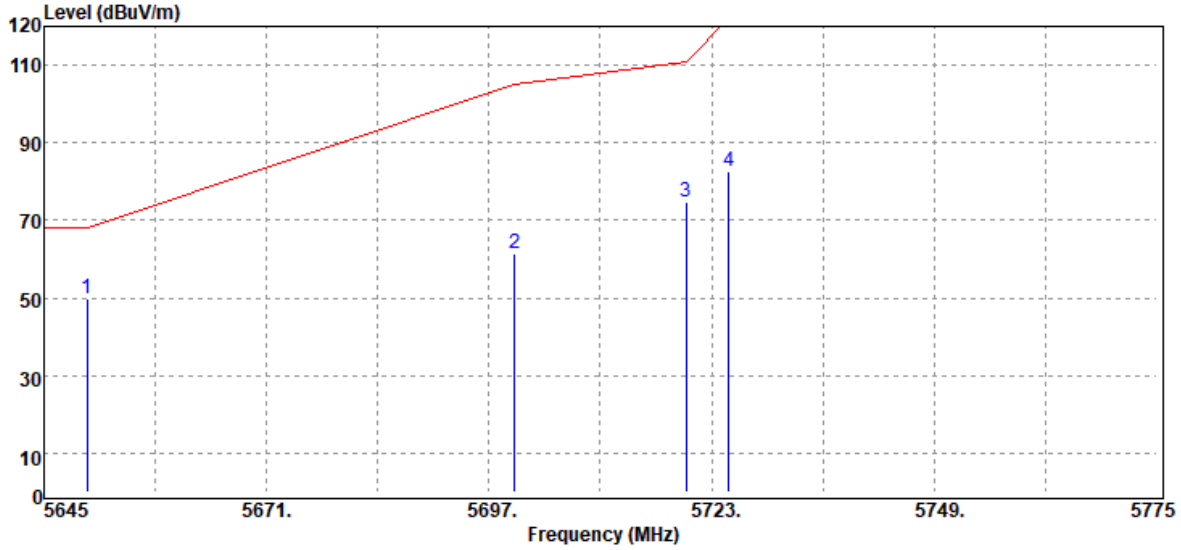

Freq. MHz	Detector Mode PK/QP/AV	Spectrum Reading Level dBµV	Factor dB	Actual FS dBµV/m	Limit @3m dBµV/m	Margin dB
5650.00	Peak	43.72	6.04	49.76	68.20	-18.44
5700.00	Peak	55.33	6.32	61.65	105.20	-43.55
5720.00	Peak	68.59	6.33	74.92	110.80	-35.88
5725.00	Peak	76.22	6.34	82.56	122.20	-39.64

This document cannot be reproduced except in full, without prior written approval of the Company. 本報告未經本公司書面許可，不可部份複製。

Test Mode	IEEE 802.11a High CH	Temp/Hum	19.6(℃)/ 51%RH
Test Item	Band Edge	Test Date	December 5, 2019
Polarize	Vertical	Test Engineer	Jerry Chang
Detector	Peak		

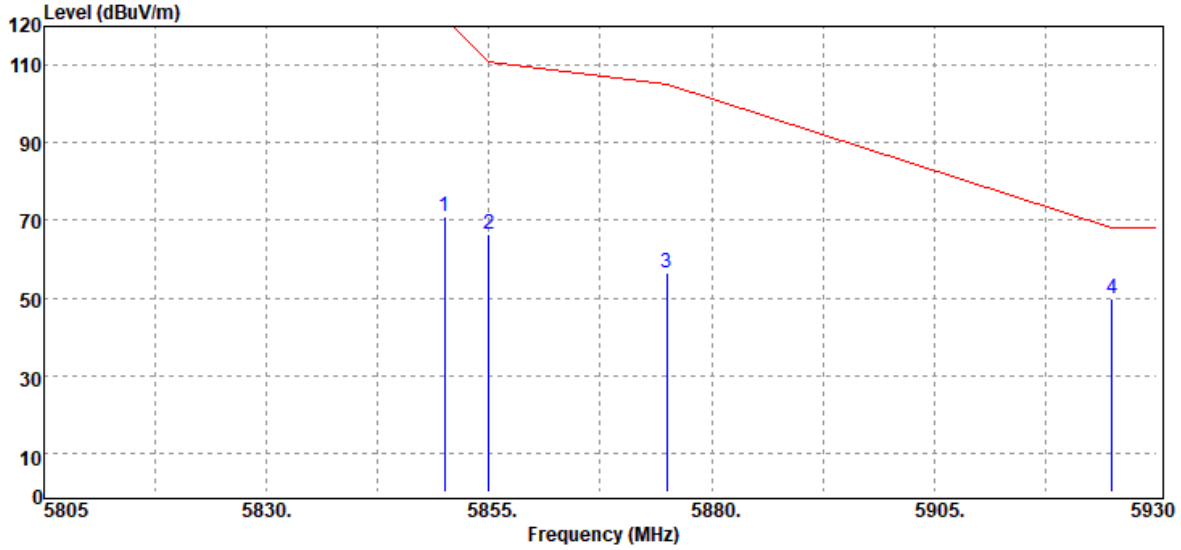

Freq. MHz	Detector Mode PK/QP/AV	Spectrum Reading Level dBµV	Factor dB	Actual FS dBµV/m	Limit @3m dBµV/m	Margin dB
5850.00	Peak	64.52	6.39	70.91	122.20	-51.29
5855.00	Peak	60.23	6.38	66.61	110.80	-44.19
5875.00	Peak	50.00	6.37	56.37	105.20	-48.83
5925.00	Peak	43.47	6.42	49.89	68.20	-18.31

This document cannot be reproduced except in full, without prior written approval of the Company. 本報告未經本公司書面許可，不可部份複製。

Test Mode	IEEE 802.11a High CH	Temp/Hum	19.6(℃)/ 51%RH
Test Item	Band Edge	Test Date	December 5, 2019
Polarize	Horizontal	Test Engineer	Jerry Chang
Detector	Peak		

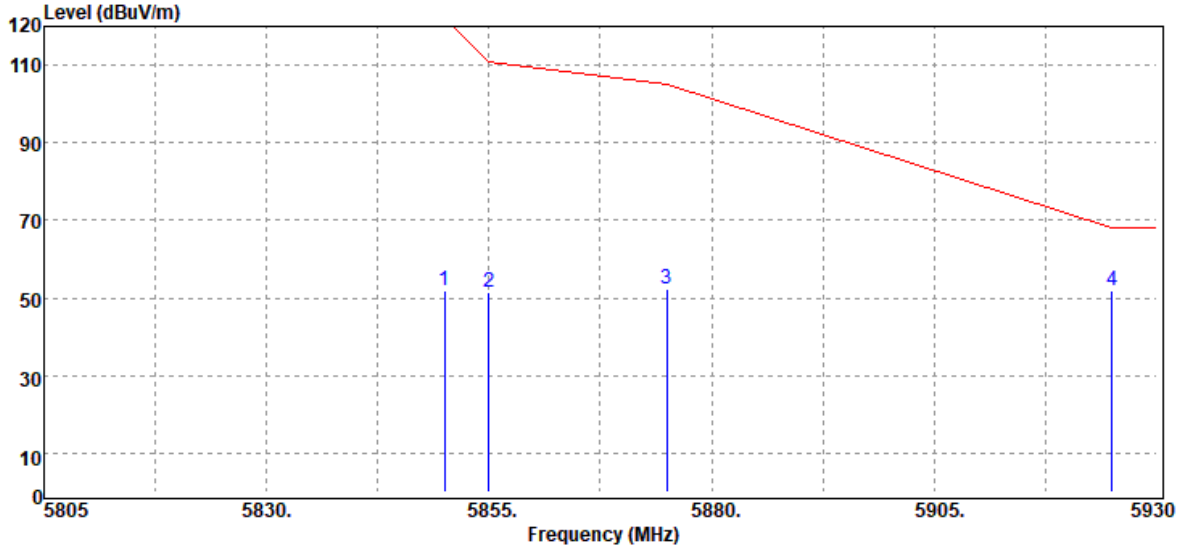

Freq. MHz	Detector Mode PK/QP/AV	Spectrum Reading Level dBµV	Factor dB	Actual FS dBµV/m	Limit @3m dBµV/m	Margin dB
5850.00	Peak	67.85	6.39	74.24	122.20	-47.96
5855.00	Peak	64.82	6.38	71.20	110.80	-39.60
5875.00	Peak	51.29	6.37	57.66	105.20	-47.54
5925.00	Peak	44.46	6.42	50.88	68.20	-17.32

This document cannot be reproduced except in full, without prior written approval of the Company. 本報告未經本公司書面許可，不可部份複製。

Test Mode	IEEE 802.11n HT20 Low CH	Temp/Hum	19.6(℃)/ 51%RH
Test Item	Band Edge	Test Date	December 5, 2019
Polarize	Vertical	Test Engineer	Jerry Chang
Detector	Peak		

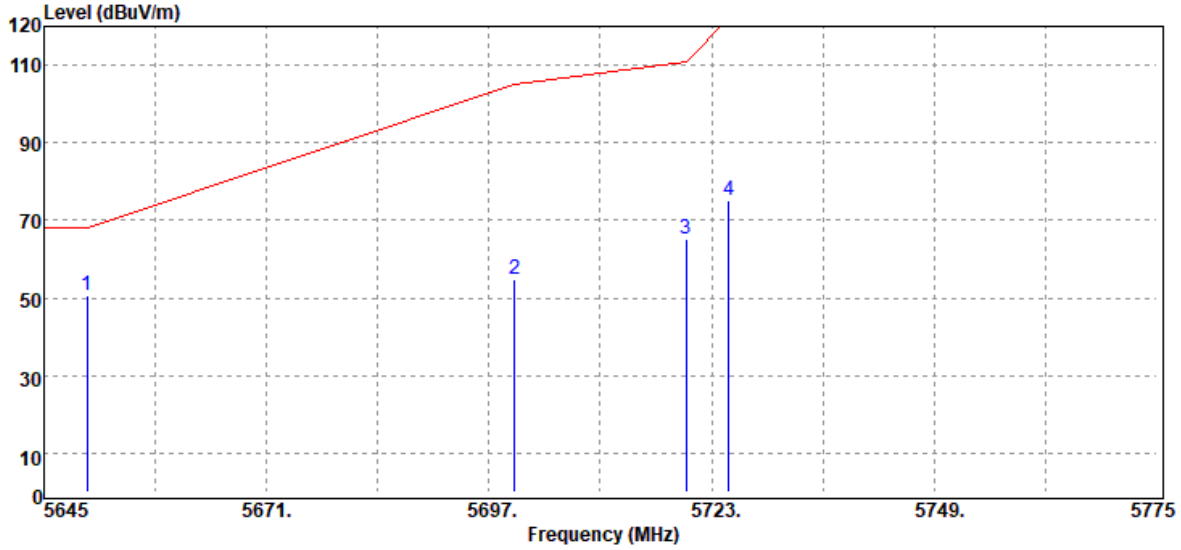

Freq. MHz	Detector Mode PK/QP/AV	Spectrum Reading Level dBµV	Factor dB	Actual FS dBµV/m	Limit @3m dBµV/m	Margin dB
5650.00	Peak	44.50	6.04	50.54	68.20	-17.66
5700.00	Peak	48.40	6.32	54.72	105.20	-50.48
5720.00	Peak	58.76	6.33	65.09	110.80	-45.71
5725.00	Peak	68.86	6.34	75.20	122.20	-47.00

This document cannot be reproduced except in full, without prior written approval of the Company. 本報告未經本公司書面許可，不可部份複製。

Test Mode	IEEE 802.11n HT20 Low CH	Temp/Hum	19.6(℃)/ 51%RH
Test Item	Band Edge	Test Date	December 5, 2019
Polarize	Horizontal	Test Engineer	Jerry Chang
Detector	Peak		

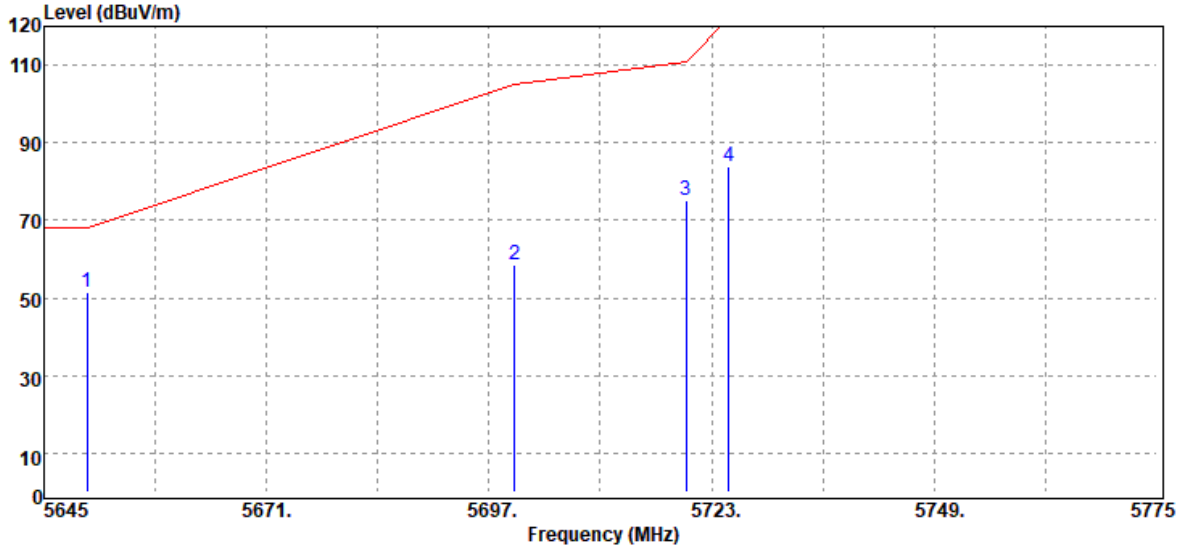

Freq. MHz	Detector Mode PK/QP/AV	Spectrum Reading Level dBµV	Factor dB	Actual FS dBµV/m	Limit @3m dBµV/m	Margin dB
5650.00	Peak	45.61	6.04	51.65	68.20	-16.55
5700.00	Peak	52.31	6.32	58.63	105.20	-46.57
5720.00	Peak	68.68	6.33	75.01	110.80	-35.79
5725.00	Peak	77.45	6.34	83.79	122.20	-38.41

This document cannot be reproduced except in full, without prior written approval of the Company. 本報告未經本公司書面許可，不可部份複製。

Test Mode	IEEE 802.11n HT20 High CH	Temp/Hum	19.6(℃)/ 51%RH
Test Item	Band Edge	Test Date	December 5, 2019
Polarize	Vertical	Test Engineer	Jerry Chang
Detector	Peak		

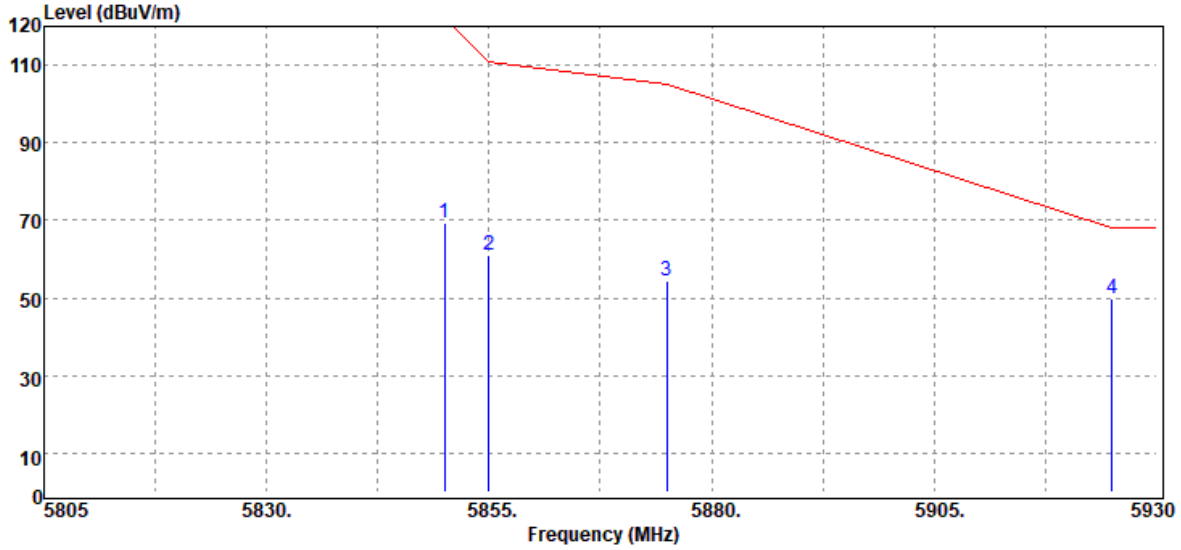

Freq. MHz	Detector Mode PK/QP/AV	Spectrum Reading Level dBµV	Factor dB	Actual FS dBµV/m	Limit @3m dBµV/m	Margin dB
5850.00	Peak	63.03	6.39	69.42	122.20	-52.78
5855.00	Peak	54.56	6.38	60.94	110.80	-49.86
5875.00	Peak	48.10	6.37	54.47	105.20	-50.73
5925.00	Peak	43.61	6.42	50.03	68.20	-18.17

This document cannot be reproduced except in full, without prior written approval of the Company. 本報告未經本公司書面許可，不可部份複製。

Test Mode	IEEE 802.11n HT20 High CH	Temp/Hum	19.6(℃)/ 51%RH
Test Item	Band Edge	Test Date	December 5, 2019
Polarize	Horizontal	Test Engineer	Jerry Chang
Detector	Peak		

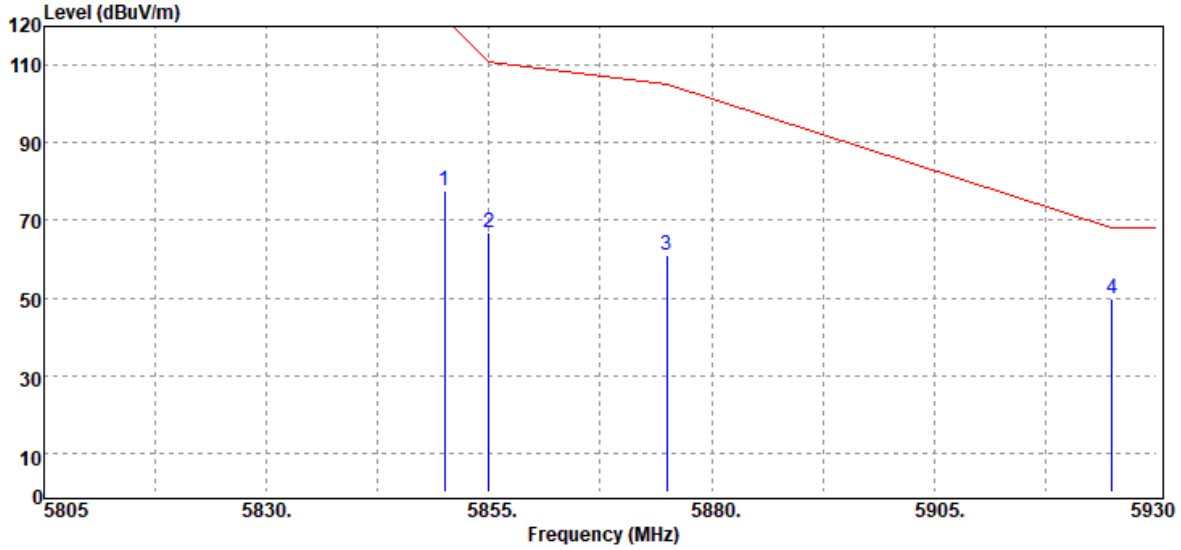

Freq. MHz	Detector Mode PK/QP/AV	Spectrum Reading Level dBµV	Factor dB	Actual FS dBµV/m	Limit @3m dBµV/m	Margin dB
5850.00	Peak	71.24	6.39	77.63	122.20	-44.57
5855.00	Peak	60.64	6.38	67.02	110.80	-43.78
5875.00	Peak	54.65	6.37	61.02	105.20	-44.18
5925.00	Peak	43.43	6.42	49.85	68.20	-18.35

This document cannot be reproduced except in full, without prior written approval of the Company. 本報告未經本公司書面許可，不可部份複製。

Test Mode	IEEE 802.11n HT40 Low CH	Temp/Hum	19.6(℃)/ 51%RH
Test Item	Band Edge	Test Date	December 5, 2019
Polarize	Vertical	Test Engineer	Jerry Chang
Detector	Peak		

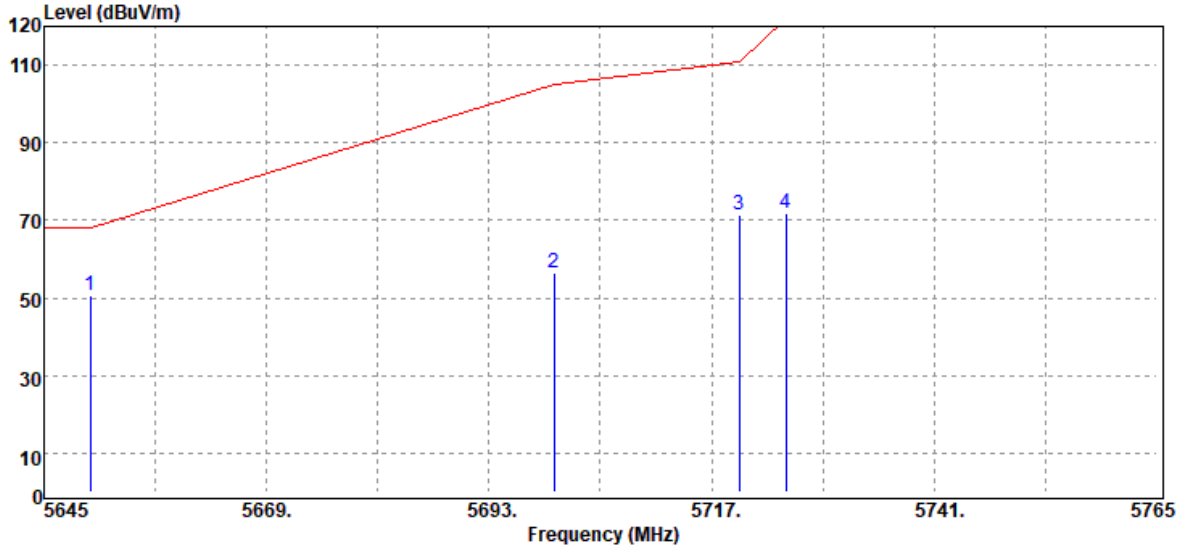

Freq. MHz	Detector Mode PK/QP/AV	Spectrum Reading Level dBµV	Factor dB	Actual FS dBµV/m	Limit @3m dBµV/m	Margin dB
5650.00	Peak	44.68	6.04	50.72	68.20	-17.48
5700.00	Peak	49.99	6.32	56.31	105.20	-48.89
5720.00	Peak	65.17	6.33	71.50	110.80	-39.30
5725.00	Peak	65.39	6.34	71.73	122.20	-50.47

This document cannot be reproduced except in full, without prior written approval of the Company. 本報告未經本公司書面許可，不可部份複製。

Test Mode	IEEE 802.11n HT40 Low CH	Temp/Hum	19.6(℃)/ 51%RH
Test Item	Band Edge	Test Date	December 5, 2019
Polarize	Horizontal	Test Engineer	Jerry Chang
Detector	Peak		

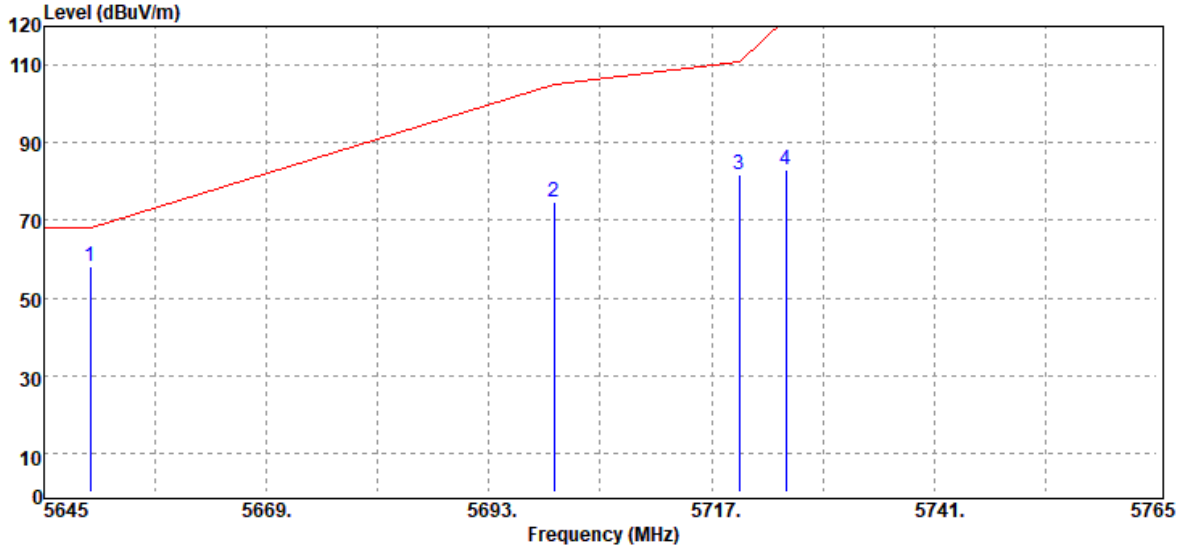

Freq. MHz	Detector Mode PK/QP/AV	Spectrum Reading Level dBµV	Factor dB	Actual FS dBµV/m	Limit @3m dBµV/m	Margin dB
5650.00	Peak	52.28	6.04	58.32	68.20	-9.88
5700.00	Peak	68.44	6.32	74.76	105.20	-30.44
5720.00	Peak	75.44	6.33	81.77	110.80	-29.03
5725.00	Peak	76.85	6.34	83.19	122.20	-39.01

This document cannot be reproduced except in full, without prior written approval of the Company. 本報告未經本公司書面許可，不可部份複製。

Test Mode	IEEE 802.11n HT40 High CH	Temp/Hum	19.6(℃)/ 51%RH
Test Item	Band Edge	Test Date	December 5, 2019
Polarize	Vertical	Test Engineer	Jerry Chang
Detector	Peak		

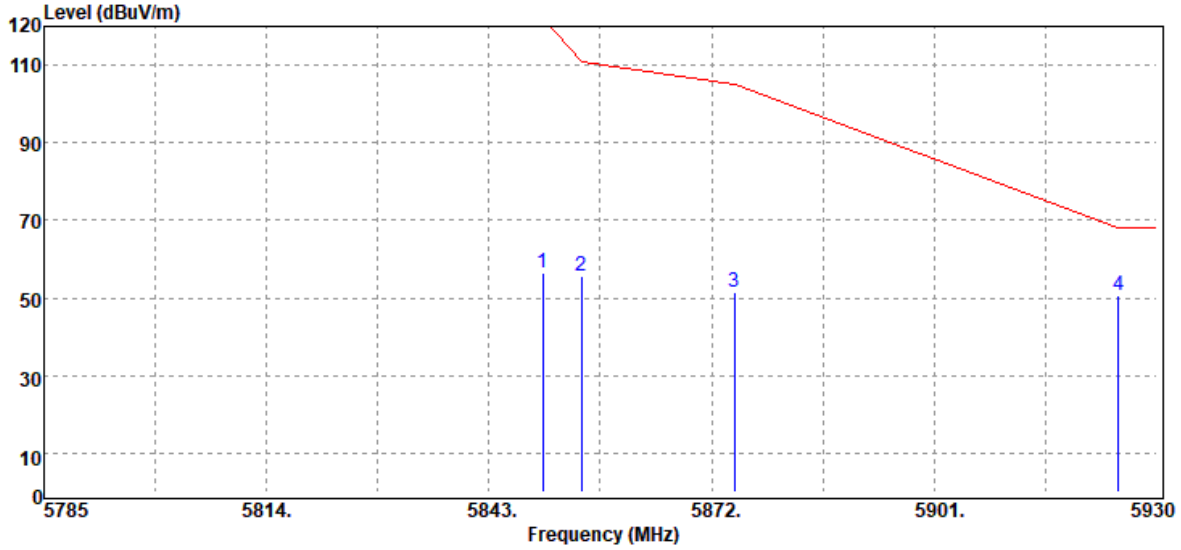

Freq. MHz	Detector Mode PK/QP/AV	Spectrum Reading Level dBµV	Factor dB	Actual FS dBµV/m	Limit @3m dBµV/m	Margin dB
5850.00	Peak	50.06	6.39	56.45	122.20	-65.75
5855.00	Peak	49.13	6.38	55.51	110.80	-55.29
5875.00	Peak	45.10	6.37	51.47	105.20	-53.73
5925.00	Peak	44.38	6.42	50.80	68.20	-17.40

This document cannot be reproduced except in full, without prior written approval of the Company. 本報告未經本公司書面許可，不可部份複製。

Test Mode	IEEE 802.11n HT40 High CH	Temp/Hum	19.6(℃)/ 51%RH
Test Item	Band Edge	Test Date	December 5, 2019
Polarize	Horizontal	Test Engineer	Jerry Chang
Detector	Peak		

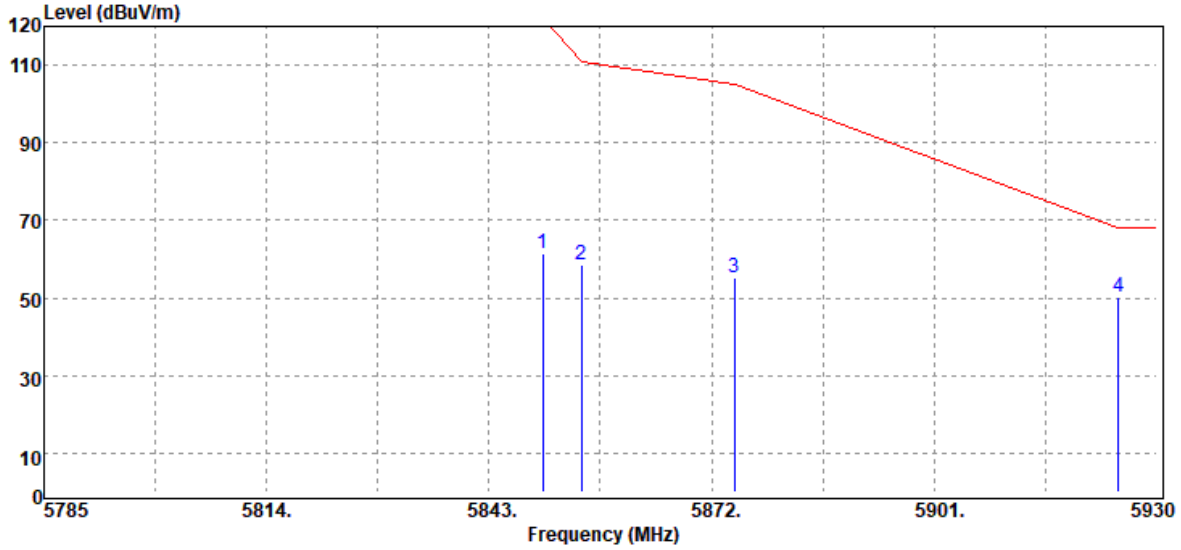

Freq. MHz	Detector Mode PK/QP/AV	Spectrum Reading Level dBµV	Factor dB	Actual FS dBµV/m	Limit @3m dBµV/m	Margin dB
5850.00	Peak	55.25	6.39	61.64	122.20	-60.56
5855.00	Peak	52.10	6.38	58.48	110.80	-52.32
5875.00	Peak	48.81	6.37	55.18	105.20	-50.02
5925.00	Peak	43.83	6.42	50.25	68.20	-17.95

This document cannot be reproduced except in full, without prior written approval of the Company. 本報告未經本公司書面許可，不可部份複製。

Test Mode	IEEE 802.11ac 80 Low CH	Temp/Hum	19.6(℃)/ 51%RH
Test Item	Band Edge	Test Date	December 5, 2019
Polarize	Vertical	Test Engineer	Jerry Chang
Detector	Peak		

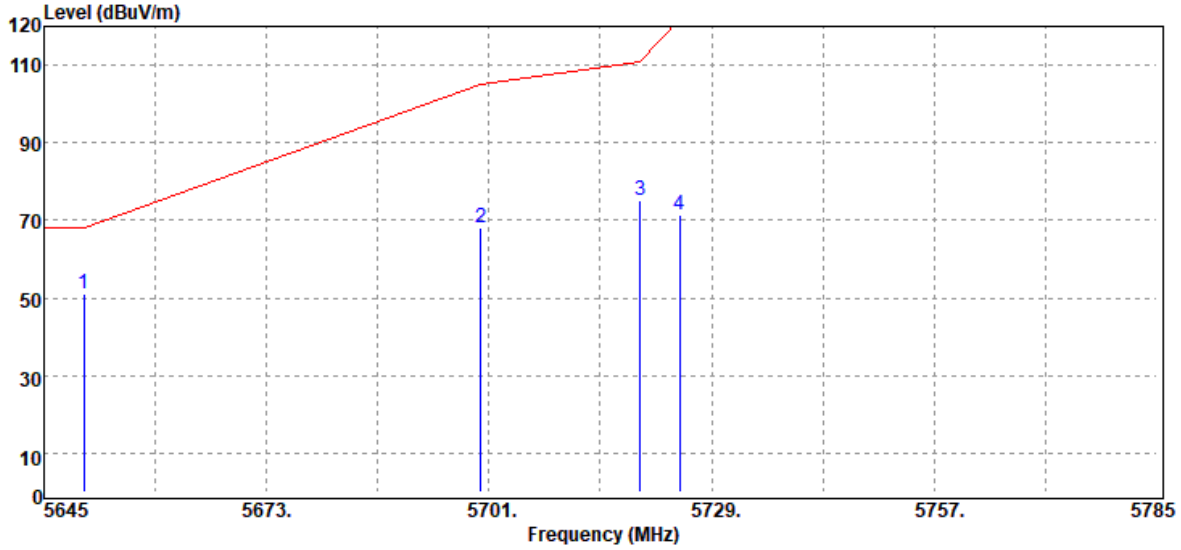

Freq. MHz	Detector Mode PK/QP/AV	Spectrum Reading Level dBµV	Factor dB	Actual FS dBµV/m	Limit @3m dBµV/m	Margin dB
5650.00	Peak	45.07	6.04	51.11	68.20	-17.09
5700.00	Peak	61.94	6.32	68.26	105.20	-36.94
5720.00	Peak	68.90	6.33	75.23	110.80	-35.57
5725.00	Peak	65.07	6.34	71.41	122.20	-50.79

This document cannot be reproduced except in full, without prior written approval of the Company. 本報告未經本公司書面許可，不可部份複製。

Test Mode	IEEE 802.11ac 80 Low CH	Temp/Hum	19.6(℃)/ 51%RH
Test Item	Band Edge	Test Date	December 5, 2019
Polarize	Horizontal	Test Engineer	Jerry Chang
Detector	Peak		

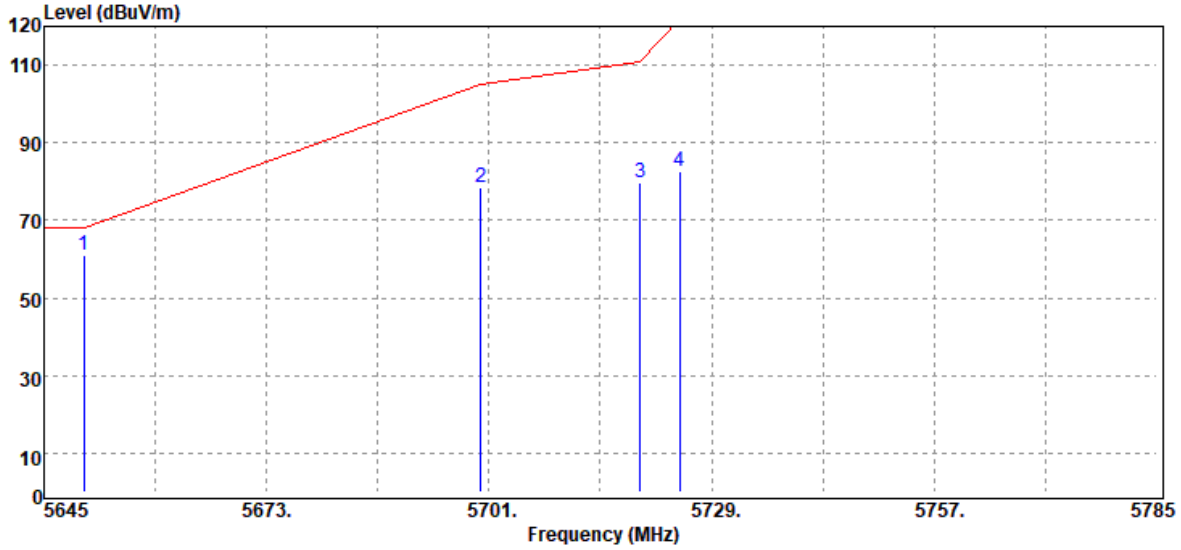

Freq. MHz	Detector Mode PK/QP/AV	Spectrum Reading Level dBµV	Factor dB	Actual FS dBµV/m	Limit @3m dBµV/m	Margin dB
5650.00	Peak	54.84	6.04	60.88	68.20	-7.32
5700.00	Peak	72.03	6.32	78.35	105.20	-26.85
5720.00	Peak	73.25	6.33	79.58	110.80	-31.22
5725.00	Peak	76.34	6.34	82.68	122.20	-39.52

This document cannot be reproduced except in full, without prior written approval of the Company. 本報告未經本公司書面許可，不可部份複製。

Test Mode	IEEE 802.11ac 80 High CH	Temp/Hum	19.6(℃)/ 51%RH
Test Item	Band Edge	Test Date	December 5, 2019
Polarize	Vertical	Test Engineer	Jerry Chang
Detector	Peak		

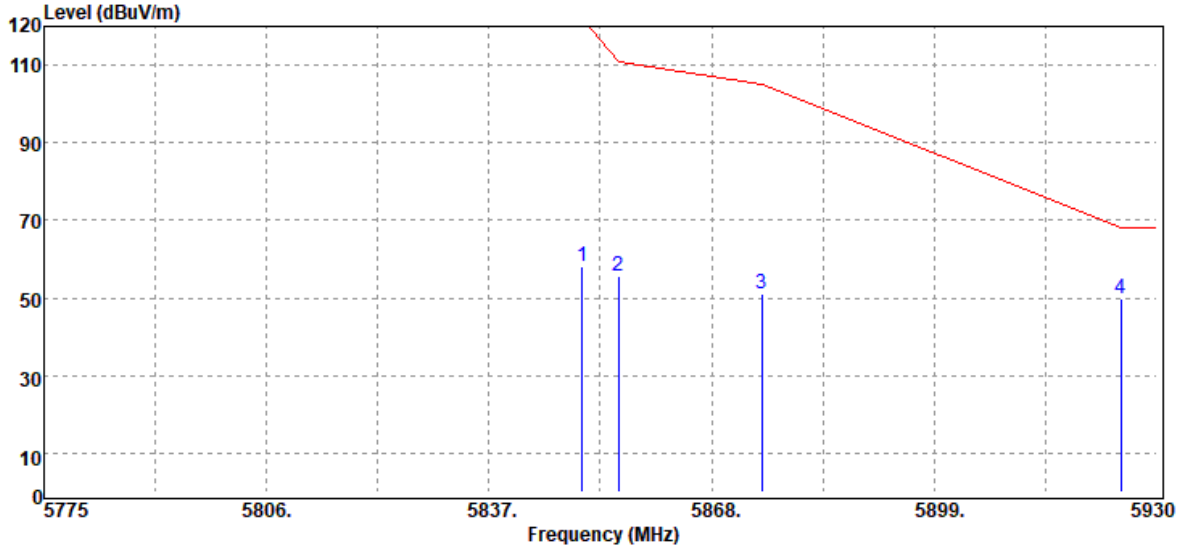

Freq. MHz	Detector Mode PK/QP/AV	Spectrum Reading Level dBµV	Factor dB	Actual FS dBµV/m	Limit @3m dBµV/m	Margin dB
5850.00	Peak	51.62	6.39	58.01	122.20	-64.19
5855.00	Peak	49.43	6.38	55.81	110.80	-54.99
5875.00	Peak	44.68	6.37	51.05	105.20	-54.15
5925.00	Peak	43.53	6.42	49.95	68.20	-18.25

This document cannot be reproduced except in full, without prior written approval of the Company. 本報告未經本公司書面許可，不可部份複製。

Test Mode	IEEE 802.11ac 80 High CH	Temp/Hum	19.6(℃)/ 51%RH
Test Item	Band Edge	Test Date	December 5, 2019
Polarize	Horizontal	Test Engineer	Jerry Chang
Detector	Peak		

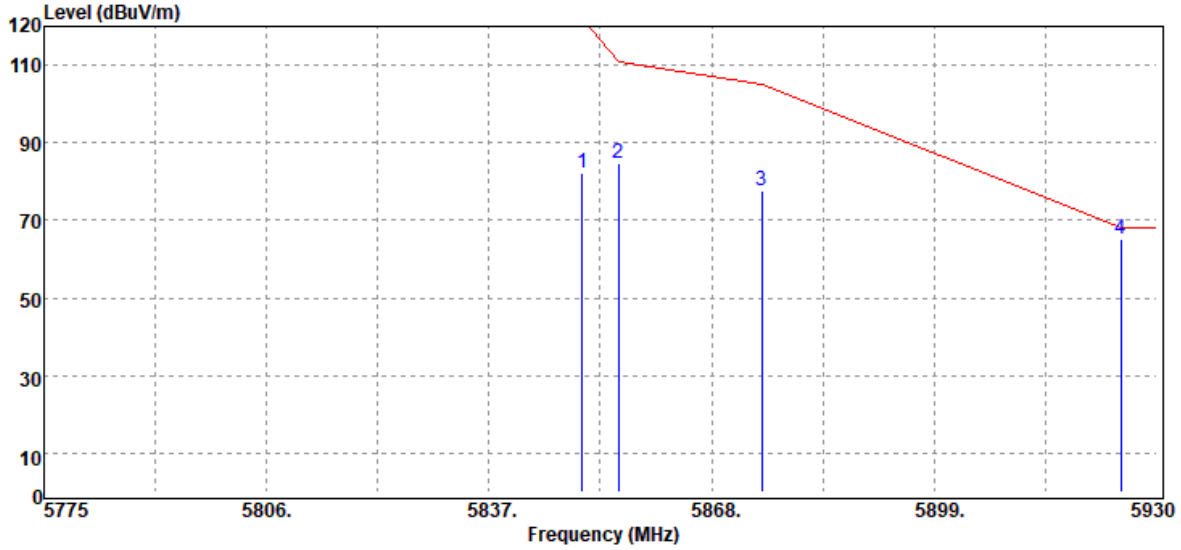

Freq. MHz	Detector Mode PK/QP/AV	Spectrum Reading Level dBµV	Factor dB	Actual FS dBµV/m	Limit @3m dBµV/m	Margin dB
5850.00	Peak	75.68	6.39	82.07	122.20	-40.13
5855.00	Peak	78.24	6.38	84.62	110.80	-26.18
5875.00	Peak	71.18	6.37	77.55	105.20	-27.65
5925.00	Peak	58.89	6.42	65.31	68.20	-2.89

This document cannot be reproduced except in full, without prior written approval of the Company. 本報告未經本公司書面許可，不可部份複製。

Below 1G Test Data

Test Mode	Mode 1	Temp/Hum	19.6(℃)/ 51%RH
Test Item	30MHz-1GHz	Test Date	December 6, 2019
Polarize	Vertical	Test Engineer	Jerry Chang
Detector	Peak		

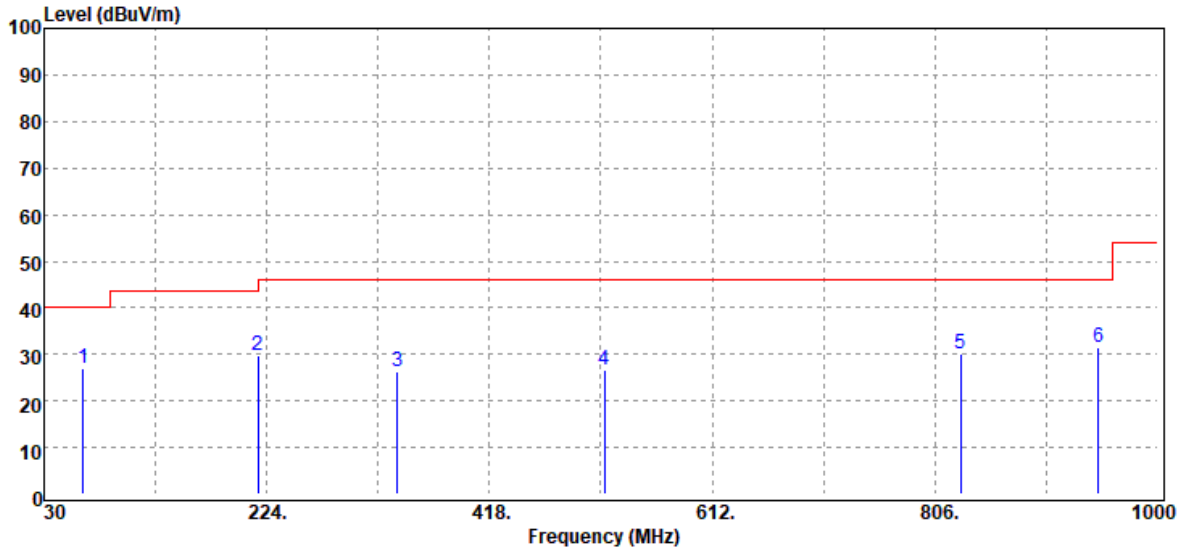

Freq. MHz	Detector Mode PK/QP/AV	Spectrum Reading Level dBµV	Factor dB	Actual FS dBµV/m	Limit @3m dBµV/m	Margin dB
63.95	Peak	42.33	-15.28	27.05	40.00	-12.95
216.24	Peak	41.16	-11.45	29.71	46.00	-16.29
337.49	Peak	33.29	-7.10	26.19	46.00	-19.81
517.91	Peak	29.15	-2.68	26.47	46.00	-19.53
828.31	Peak	27.01	3.26	30.27	46.00	-15.73
948.59	Peak	27.54	3.97	31.51	46.00	-14.49

Note: *No emission found between lowest internal used/generated frequency to 30MHz(9KHz~30MHz)*

This document cannot be reproduced except in full, without prior written approval of the Company. 本報告未經本公司書面許可，不可部份複製。

Test Mode	Mode 1	Temp/Hum	19.6(℃)/ 51%RH
Test Item	30MHz-1GHz	Test Date	December 6, 2019
Polarize	Horizontal	Test Engineer	Jerry Chang
Detector	Peak		

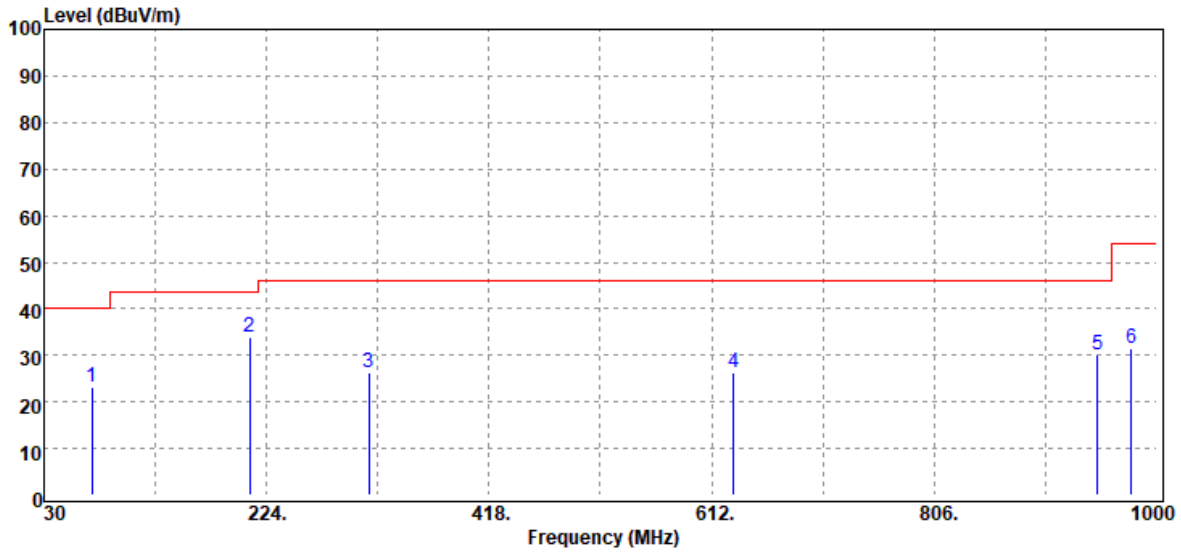

Freq. MHz	Detector Mode PK/QP/AV	Spectrum Reading Level dBµV	Factor dB	Actual FS dBµV/m	Limit @3m dBµV/m	Margin dB
71.71	Peak	38.08	-14.74	23.34	40.00	-16.66
209.45	Peak	45.37	-11.57	33.80	43.50	-9.70
313.24	Peak	34.18	-7.82	26.36	46.00	-19.64
631.40	Peak	26.82	-0.40	26.42	46.00	-19.58
948.59	Peak	26.30	3.97	30.27	46.00	-15.73
977.69	Peak	25.98	5.53	31.51	54.00	-22.49

Note: *No emission found between lowest internal used/generated frequency to 30MHz(9KHz~30MHz)*

This document cannot be reproduced except in full, without prior written approval of the Company. 本報告未經本公司書面許可，不可部份複製。

Above 1G Test Data for UNII-1

Test Mode	IEEE 802.11a Low CH	Temp/Hum	19.6(℃)/ 51%RH
Test Item	Harmonic	Test Date	December 6, 2019
Polarize	Vertical	Test Engineer	Jerry Chang
Detector	Peak		

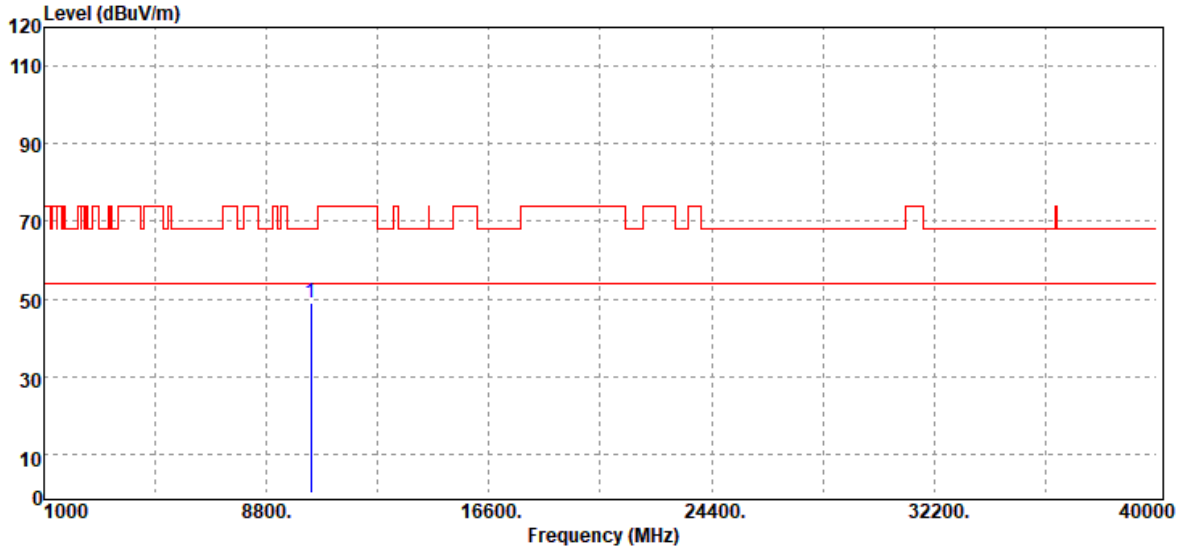

Freq. MHz	Detector Mode PK/QP/AV	Spectrum Reading Level dBµV	Factor dB	Actual FS dBµV/m	Limit @3m dBµV/m	Margin dB
10360.00	Peak	34.98	14.12	49.10	68.20	-19.10
N/A						

Remark:

1. *Measuring frequencies from 1 GHz to the 10th harmonic of highest fundamental frequency.*
2. *For above 1GHz,the EUT peak value was under average limit, therefore the Average value compliance with the average limit*

This document cannot be reproduced except in full, without prior written approval of the Company. 本報告未經本公司書面許可，不可部份複製。

Test Mode	IEEE 802.11a Low CH	Temp/Hum	19.6(℃)/ 51%RH
Test Item	Harmonic	Test Date	December 6, 2019
Polarize	Horizontal	Test Engineer	Jerry Chang
Detector	Peak		

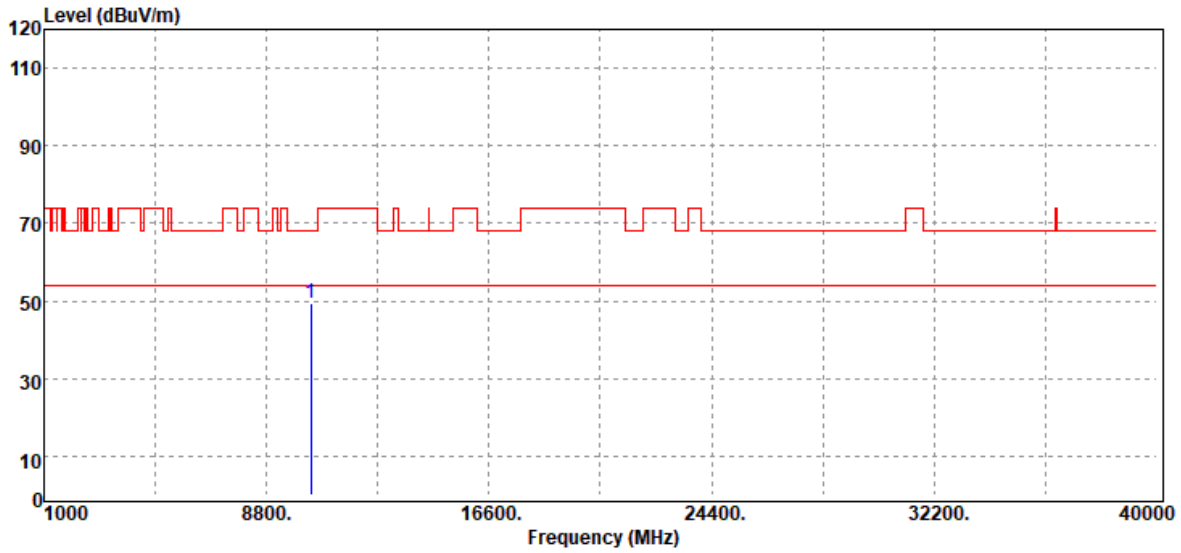

Freq. MHz	Detector Mode PK/QP/AV	Spectrum Reading Level dBµV	Factor dB	Actual FS dBµV/m	Limit @3m dBµV/m	Margin dB
10360.00	Peak	35.35	14.12	49.47	68.20	-18.73
N/A						

Remark:

1. *Measuring frequencies from 1 GHz to the 10th harmonic of highest fundamental frequency.*
2. *For above 1GHz,the EUT peak value was under average limit, therefore the Average value compliance with the average limit*

This document cannot be reproduced except in full, without prior written approval of the Company. 本報告未經本公司書面許可，不可部份複製。

Test Mode	IEEE 802.11a Mid CH	Temp/Hum	19.6(℃)/ 51%RH
Test Item	Harmonic	Test Date	December 6, 2019
Polarize	Vertical	Test Engineer	Jerry Chang
Detector	Peak		

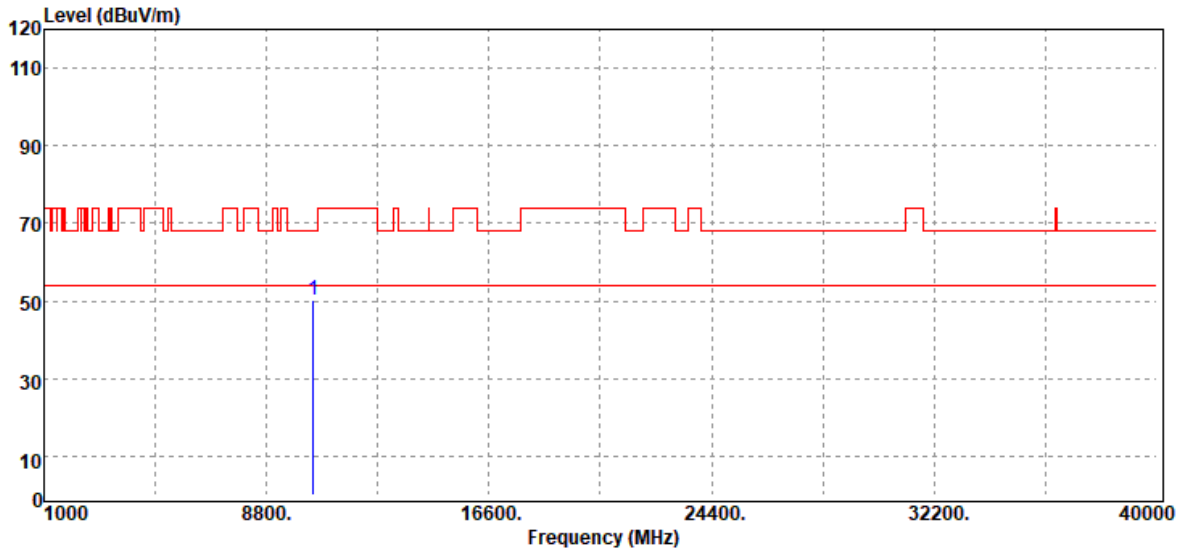

Freq. MHz	Detector Mode PK/QP/AV	Spectrum Reading Level dBµV	Factor dB	Actual FS dBµV/m	Limit @3m dBµV/m	Margin dB
10440.00	Peak	34.90	15.21	50.11	68.20	-18.09
N/A						

Remark:

1. *Measuring frequencies from 1 GHz to the 10th harmonic of highest fundamental frequency.*
2. *For above 1GHz,the EUT peak value was under average limit, therefore the Average value compliance with the average limit*

This document cannot be reproduced except in full, without prior written approval of the Company. 本報告未經本公司書面許可，不可部份複製。

Test Mode	IEEE 802.11a Mid CH	Temp/Hum	19.6(℃)/ 51%RH
Test Item	Harmonic	Test Date	December 6, 2019
Polarize	Horizontal	Test Engineer	Jerry Chang
Detector	Peak		

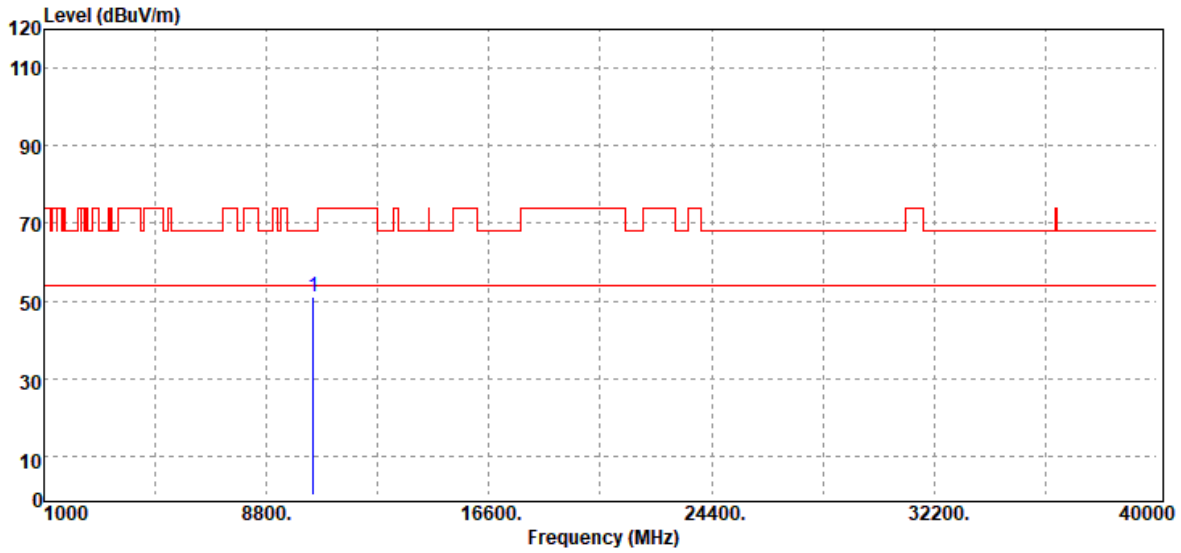

Freq. MHz	Detector Mode PK/QP/AV	Spectrum Reading Level dBµV	Factor dB	Actual FS dBµV/m	Limit @3m dBµV/m	Margin dB
10440.00	Peak	35.75	15.21	50.96	68.20	-17.24
N/A						

Remark:

1. *Measuring frequencies from 1 GHz to the 10th harmonic of highest fundamental frequency.*
2. *For above 1GHz,the EUT peak value was under average limit, therefore the Average value compliance with the average limit*

This document cannot be reproduced except in full, without prior written approval of the Company. 本報告未經本公司書面許可，不可部份複製。

Test Mode	IEEE 802.11a High CH	Temp/Hum	19.6(℃)/ 51%RH
Test Item	Harmonic	Test Date	December 6, 2019
Polarize	Vertical	Test Engineer	Jerry Chang
Detector	Peak		

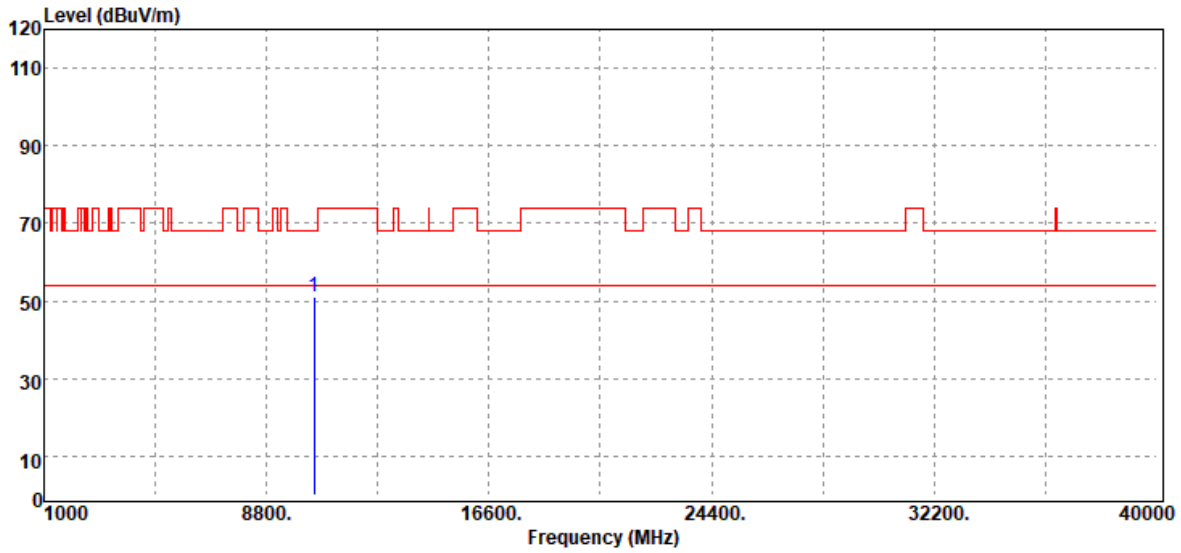

Freq. MHz	Detector Mode PK/QP/AV	Spectrum Reading Level dBµV	Factor dB	Actual FS dBµV/m	Limit @3m dBµV/m	Margin dB
10480.00	Peak	34.85	16.09	50.94	68.20	-17.26
N/A						

Remark:

1. *Measuring frequencies from 1 GHz to the 10th harmonic of highest fundamental frequency.*
2. *For above 1GHz,the EUT peak value was under average limit, therefore the Average value compliance with the average limit*

This document cannot be reproduced except in full, without prior written approval of the Company. 本報告未經本公司書面許可，不可部份複製。

Test Mode	IEEE 802.11a High CH	Temp/Hum	19.6(℃)/ 51%RH
Test Item	Harmonic	Test Date	December 6, 2019
Polarize	Horizontal	Test Engineer	Jerry Chang
Detector	Peak		

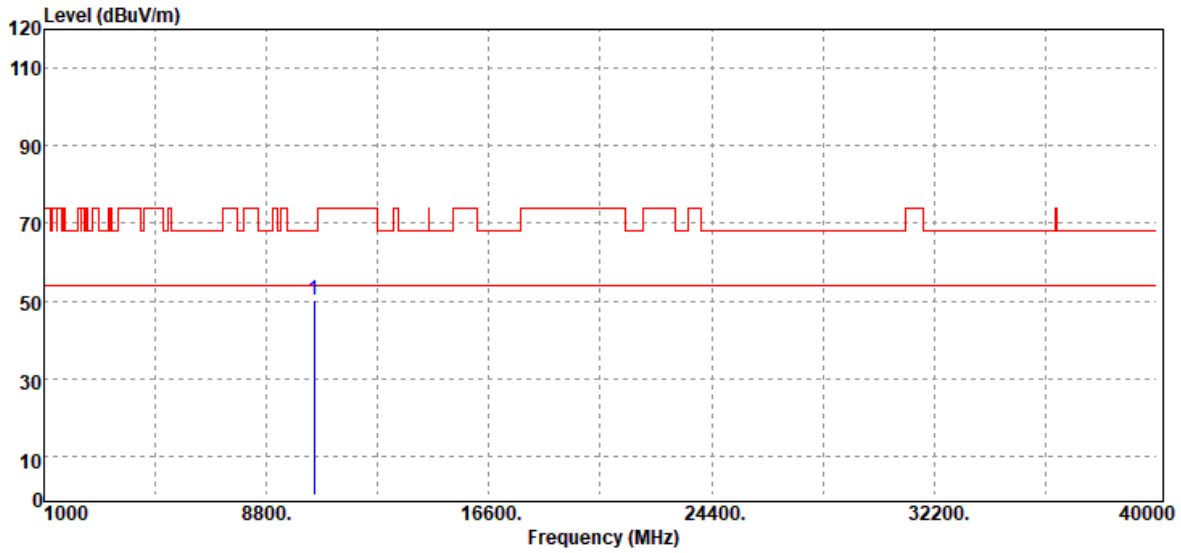

Freq. MHz	Detector Mode PK/QP/AV	Spectrum Reading Level dBμV	Factor dB	Actual FS dBμV/m	Limit @3m dBμV/m	Margin dB
10480.00	Peak	34.11	16.09	50.20	68.20	-18.00
N/A						

Remark:

1. *Measuring frequencies from 1 GHz to the 10th harmonic of highest fundamental frequency.*
2. *For above 1GHz,the EUT peak value was under average limit, therefore the Average value compliance with the average limit*

This document cannot be reproduced except in full, without prior written approval of the Company. 本報告未經本公司書面許可，不可部份複製。

Above 1G Test Data for UNII-1

Test Mode	IEEE 802.11n HT20 Low CH	Temp/Hum	19.6(℃)/ 51%RH
Test Item	Harmonic	Test Date	December 6, 2019
Polarize	Vertical	Test Engineer	Jerry Chang
Detector	Peak		

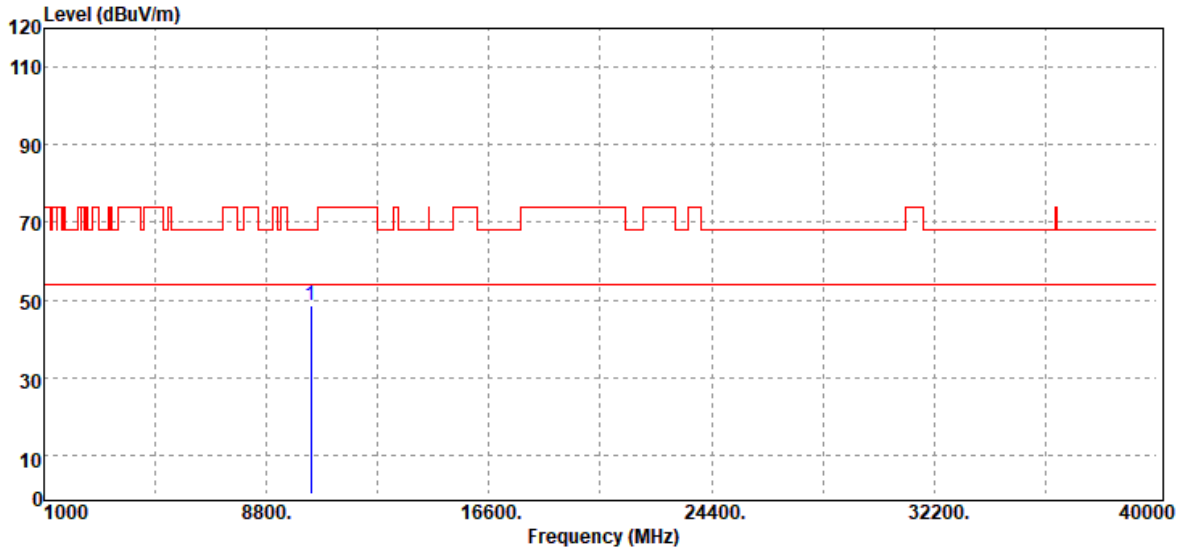

Freq. MHz	Detector Mode PK/QP/AV	Spectrum Reading Level dBµV	Factor dB	Actual FS dBµV/m	Limit @3m dBµV/m	Margin dB
10360.00	Peak	34.59	14.12	48.71	68.20	-19.49
N/A						

Remark:

1. *Measuring frequencies from 1 GHz to the 10th harmonic of highest fundamental frequency.*
2. *For above 1GHz,the EUT peak value was under average limit, therefore the Average value compliance with the average limit*

This document cannot be reproduced except in full, without prior written approval of the Company. 本報告未經本公司書面許可，不可部份複製。

Test Mode	IEEE 802.11n HT20 Low CH	Temp/Hum	19.6(℃)/ 51%RH
Test Item	Harmonic	Test Date	December 6, 2019
Polarize	Horizontal	Test Engineer	Jerry Chang
Detector	Peak		

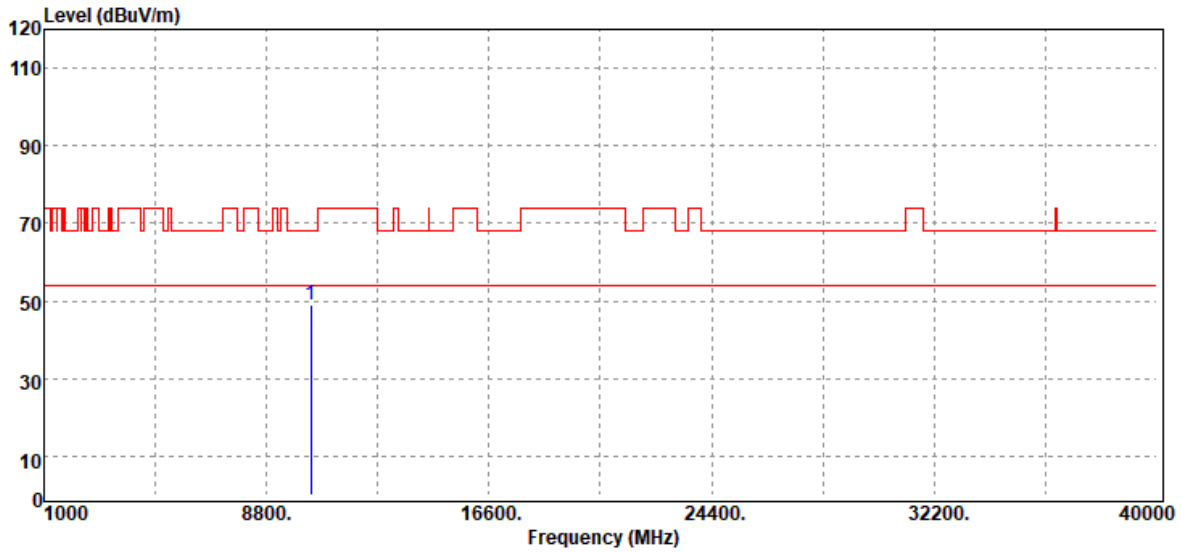

Freq. MHz	Detector Mode PK/QP/AV	Spectrum Reading Level dBµV	Factor dB	Actual FS dBµV/m	Limit @3m dBµV/m	Margin dB
10360.00	Peak	35.04	14.12	49.16	68.20	-19.04
N/A						

Remark:

1. *Measuring frequencies from 1 GHz to the 10th harmonic of highest fundamental frequency.*
2. *For above 1GHz,the EUT peak value was under average limit, therefore the Average value compliance with the average limit*

This document cannot be reproduced except in full, without prior written approval of the Company. 本報告未經本公司書面許可，不可部份複製。

Test Mode	IEEE 802.11n HT20 Mid CH	Temp/Hum	19.6(℃)/ 51%RH
Test Item	Harmonic	Test Date	December 6, 2019
Polarize	Vertical	Test Engineer	Jerry Chang
Detector	Peak		

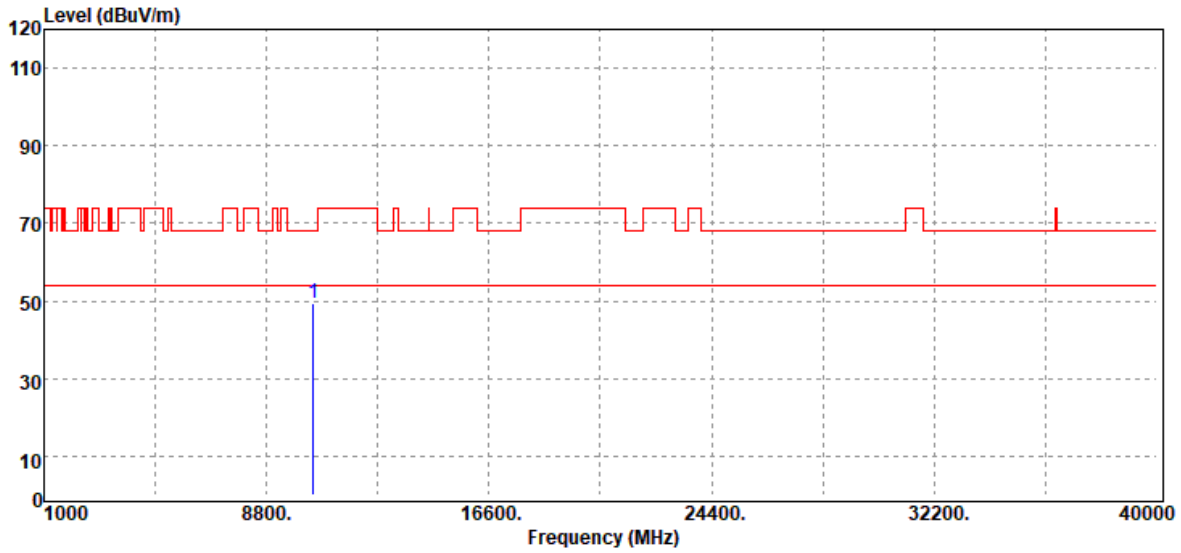

Freq. MHz	Detector Mode PK/QP/AV	Spectrum Reading Level dBµV	Factor dB	Actual FS dBµV/m	Limit @3m dBµV/m	Margin dB
10440.00	Peak	34.06	15.21	49.27	68.20	-18.93
N/A						

Remark:

1. *Measuring frequencies from 1 GHz to the 10th harmonic of highest fundamental frequency.*
2. *For above 1GHz,the EUT peak value was under average limit, therefore the Average value compliance with the average limit*

This document cannot be reproduced except in full, without prior written approval of the Company. 本報告未經本公司書面許可，不可部份複製。

Test Mode	IEEE 802.11n HT20 Mid CH	Temp/Hum	19.6(℃)/ 51%RH
Test Item	Harmonic	Test Date	December 6, 2019
Polarize	Horizontal	Test Engineer	Jerry Chang
Detector	Peak		

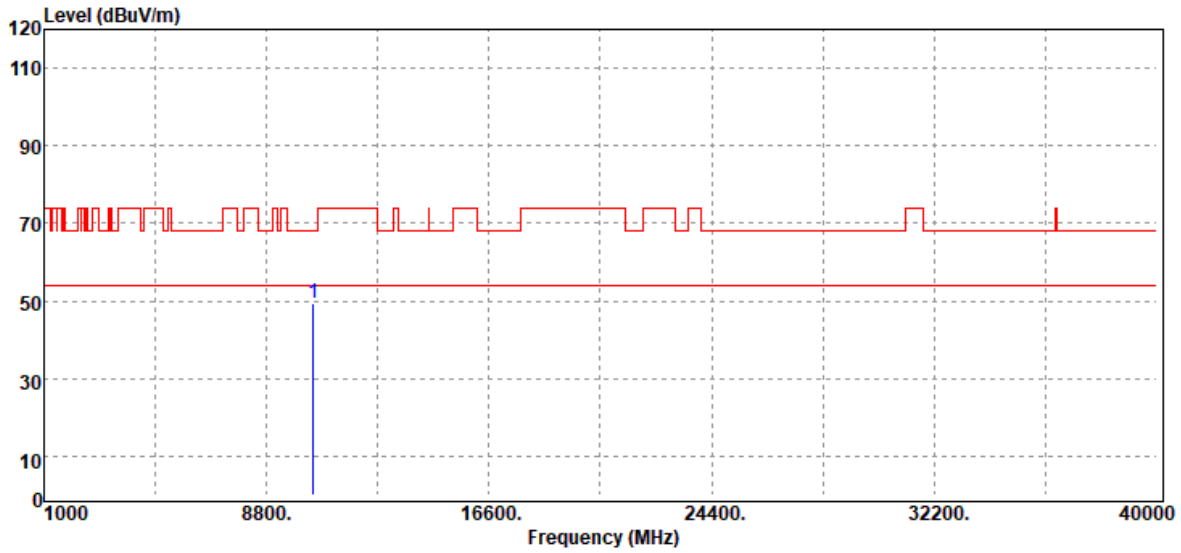

Freq. MHz	Detector Mode PK/QP/AV	Spectrum Reading Level dBµV	Factor dB	Actual FS dBµV/m	Limit @3m dBµV/m	Margin dB
10440.00	Peak	34.34	15.21	49.55	68.20	-18.65
N/A						

Remark:

1. *Measuring frequencies from 1 GHz to the 10th harmonic of highest fundamental frequency.*
2. *For above 1GHz,the EUT peak value was under average limit, therefore the Average value compliance with the average limit*

This document cannot be reproduced except in full, without prior written approval of the Company. 本報告未經本公司書面許可，不可部份複製。

Test Mode	IEEE 802.11n HT20 High CH	Temp/Hum	19.6(℃)/ 51%RH
Test Item	Harmonic	Test Date	December 6, 2019
Polarize	Vertical	Test Engineer	Jerry Chang
Detector	Peak		

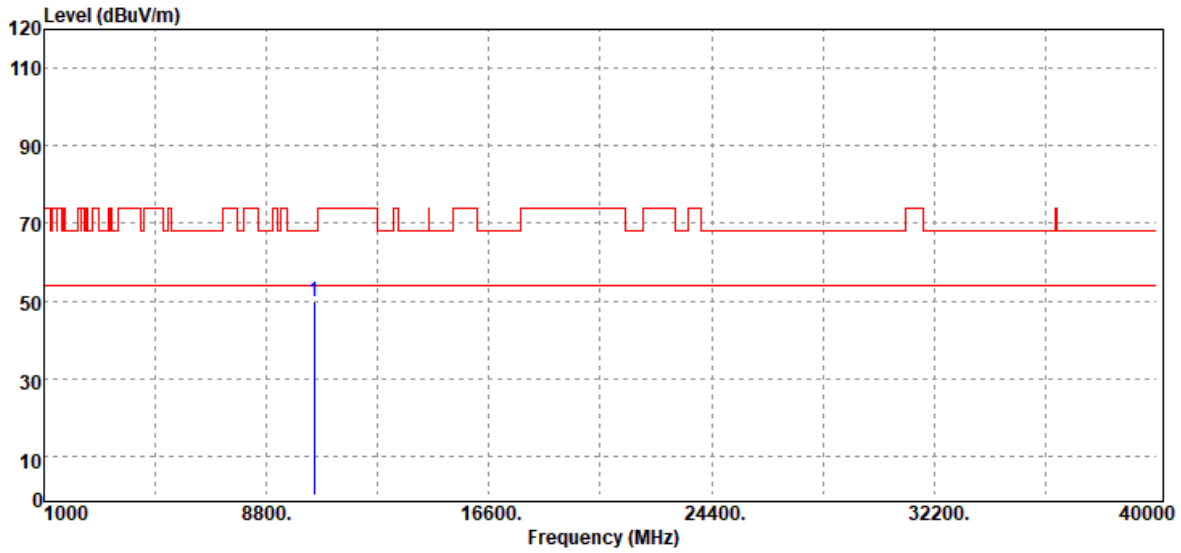

Freq. MHz	Detector Mode PK/QP/AV	Spectrum Reading Level dBµV	Factor dB	Actual FS dBµV/m	Limit @3m dBµV/m	Margin dB
10480.00	Peak	33.65	16.09	49.74	68.20	-18.46
N/A						

Remark:

1. *Measuring frequencies from 1 GHz to the 10th harmonic of highest fundamental frequency.*
2. *For above 1GHz,the EUT peak value was under average limit, therefore the Average value compliance with the average limit*

This document cannot be reproduced except in full, without prior written approval of the Company. 本報告未經本公司書面許可，不可部份複製。

Test Mode	IEEE 802.11n HT20 High CH	Temp/Hum	19.6(℃)/ 51%RH
Test Item	Harmonic	Test Date	December 6, 2019
Polarize	Horizontal	Test Engineer	Jerry Chang
Detector	Peak		

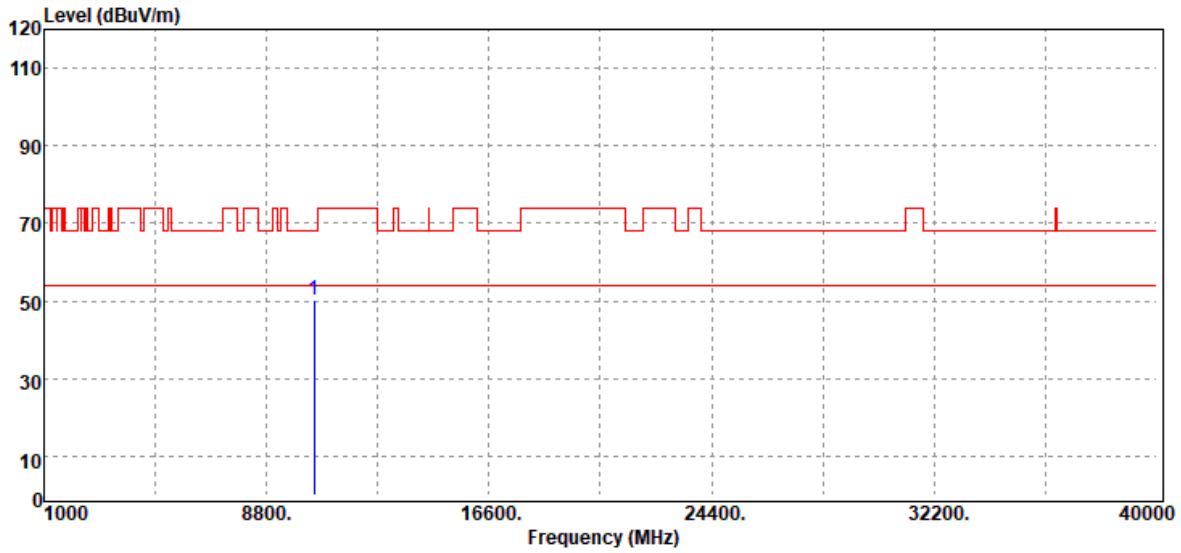

Freq. MHz	Detector Mode PK/QP/AV	Spectrum Reading Level dBμV	Factor dB	Actual FS dBμV/m	Limit @3m dBμV/m	Margin dB
10480.00	Peak	34.06	16.09	50.15	68.20	-18.05
N/A						

Remark:

1. *Measuring frequencies from 1 GHz to the 10th harmonic of highest fundamental frequency.*
2. *For above 1GHz,the EUT peak value was under average limit, therefore the Average value compliance with the average limit*

This document cannot be reproduced except in full, without prior written approval of the Company. 本報告未經本公司書面許可，不可部份複製。

Above 1G Test Data for UNII-1

Test Mode	IEEE 802.11n HT40 Low CH	Temp/Hum	19.6(℃)/ 51%RH
Test Item	Harmonic	Test Date	December 6, 2019
Polarize	Vertical	Test Engineer	Jerry Chang
Detector	Peak		

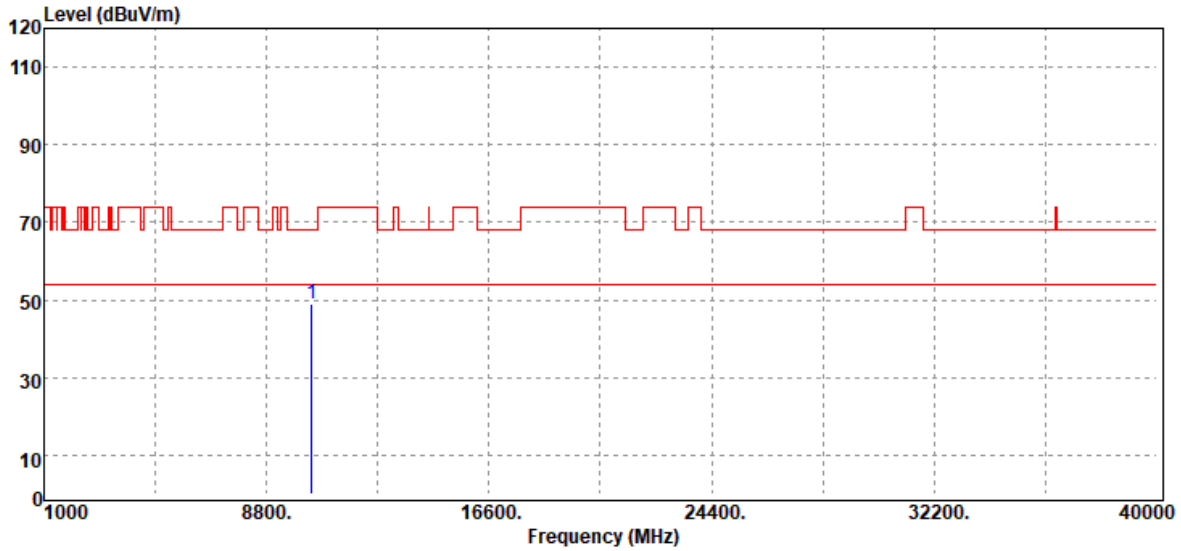

Freq. MHz	Detector Mode PK/QP/AV	Spectrum Reading Level dBµV	Factor dB	Actual FS dBµV/m	Limit @3m dBµV/m	Margin dB
10380.00	Peak	34.73	14.23	48.96	68.20	-19.24
N/A						

Remark:

1. *Measuring frequencies from 1 GHz to the 10th harmonic of highest fundamental frequency.*
2. *For above 1GHz,the EUT peak value was under average limit, therefore the Average value compliance with the average limit*

This document cannot be reproduced except in full, without prior written approval of the Company. 本報告未經本公司書面許可，不可部份複製。

Test Mode	IEEE 802.11n HT40 Low CH	Temp/Hum	19.6(℃)/ 51%RH
Test Item	Harmonic	Test Date	December 6, 2019
Polarize	Horizontal	Test Engineer	Jerry Chang
Detector	Peak		

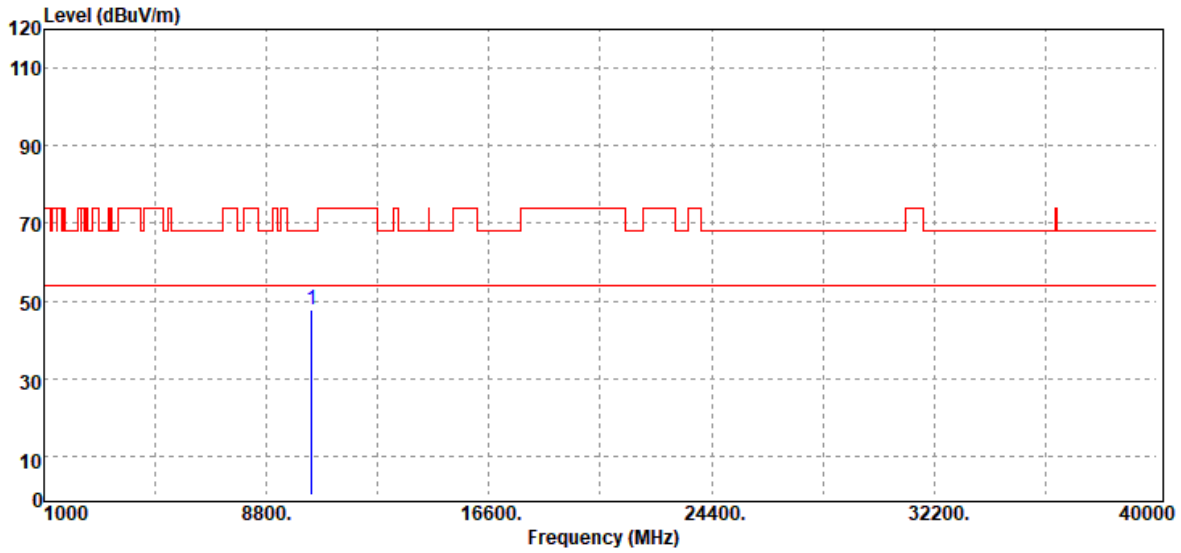

Freq. MHz	Detector Mode PK/QP/AV	Spectrum Reading Level dBµV	Factor dB	Actual FS dBµV/m	Limit @3m dBµV/m	Margin dB
10380.00	Peak	33.66	14.23	47.89	68.20	-20.31
N/A						

Remark:

1. *Measuring frequencies from 1 GHz to the 10th harmonic of highest fundamental frequency.*
2. *For above 1GHz,the EUT peak value was under average limit, therefore the Average value compliance with the average limit*

This document cannot be reproduced except in full, without prior written approval of the Company. 本報告未經本公司書面許可，不可部份複製。

Test Mode	IEEE 802.11n HT40 High CH	Temp/Hum	19.6(℃)/ 51%RH
Test Item	Harmonic	Test Date	December 6, 2019
Polarize	Vertical	Test Engineer	Jerry Chang
Detector	Peak		

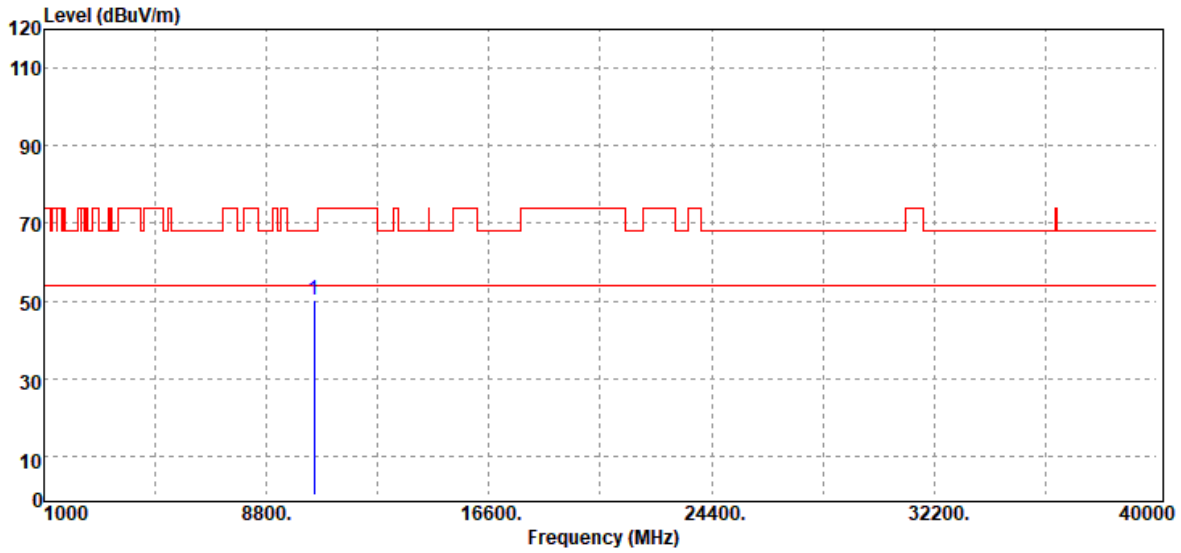

Freq. MHz	Detector Mode PK/QP/AV	Spectrum Reading Level dBµV	Factor dB	Actual FS dBµV/m	Limit @3m dBµV/m	Margin dB
10460.00	Peak	34.45	15.65	50.10	68.20	-18.10
N/A						

Remark:

1. *Measuring frequencies from 1 GHz to the 10th harmonic of highest fundamental frequency.*
2. *For above 1GHz,the EUT peak value was under average limit, therefore the Average value compliance with the average limit*

This document cannot be reproduced except in full, without prior written approval of the Company. 本報告未經本公司書面許可，不可部份複製。

Test Mode	IEEE 802.11n HT40 High CH	Temp/Hum	19.6(℃)/ 51%RH
Test Item	Harmonic	Test Date	December 6, 2019
Polarize	Horizontal	Test Engineer	Jerry Chang
Detector	Peak		

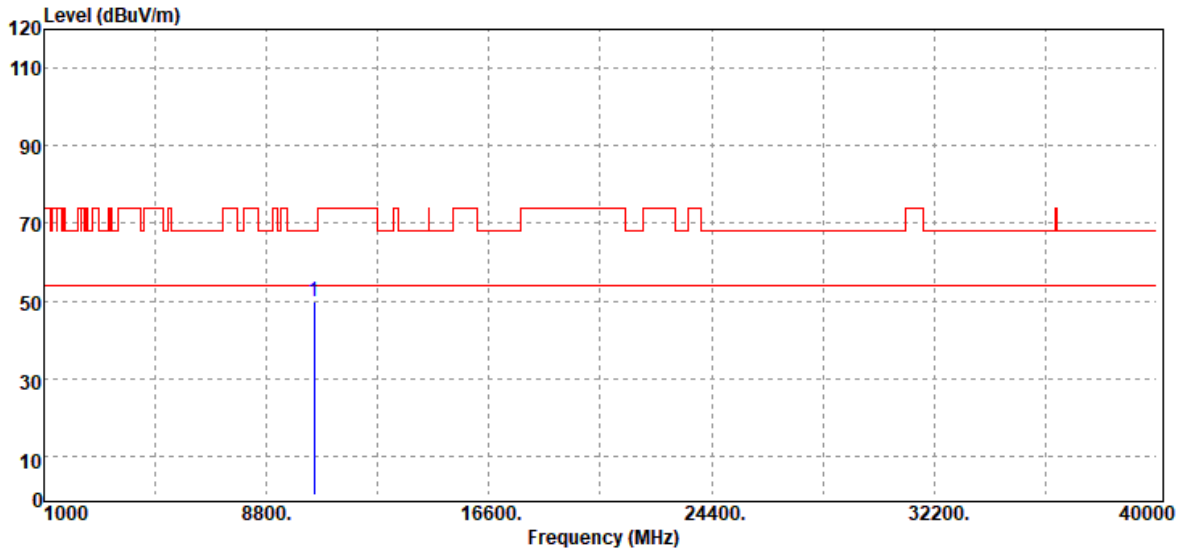

Freq. MHz	Detector Mode PK/QP/AV	Spectrum Reading Level dBµV	Factor dB	Actual FS dBµV/m	Limit @3m dBµV/m	Margin dB
10460.00	Peak	34.20	15.65	49.85	68.20	-18.35
N/A						

Remark:

1. *Measuring frequencies from 1 GHz to the 10th harmonic of highest fundamental frequency.*
2. *For above 1GHz,the EUT peak value was under average limit, therefore the Average value compliance with the average limit*

This document cannot be reproduced except in full, without prior written approval of the Company. 本報告未經本公司書面許可，不可部份複製。

Above 1G Test Data for UNII-1

Test Mode	IEEE 802.11ac VHT80 Low CH	Temp/Hum	19.6(℃)/ 51%RH
Test Item	Harmonic	Test Date	December 5, 2019
Polarize	Vertical	Test Engineer	Jerry Chang
Detector	Peak		

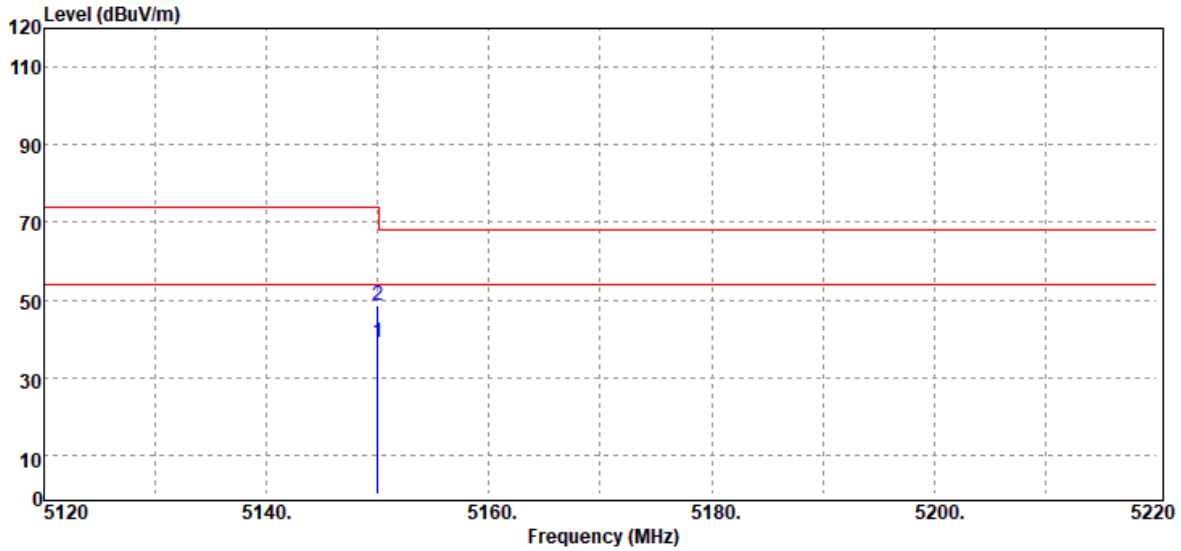

Freq. MHz	Detector Mode PK/QP/AV	Spectrum Reading Level dBµV	Factor dB	Actual FS dBµV/m	Limit @3m dBµV/m	Margin dB
5150.00	Average	34.04	4.92	38.96	54.00	-15.04
5150.00	Peak	43.80	4.92	48.72	74.00	-25.28
N/A						

Remark:

1. *Measuring frequencies from 1 GHz to the 10th harmonic of highest fundamental frequency.*
2. *For above 1GHz,the EUT peak value was under average limit, therefore the Average value compliance with the average limit*

This document cannot be reproduced except in full, without prior written approval of the Company. 本報告未經本公司書面許可，不可部份複製。

Test Mode	IEEE 802.11ac VHT80 Low CH	Temp/Hum	19.6(℃)/ 51%RH
Test Item	Harmonic	Test Date	December 5, 2019
Polarize	Horizontal	Test Engineer	Jerry Chang
Detector	Peak		

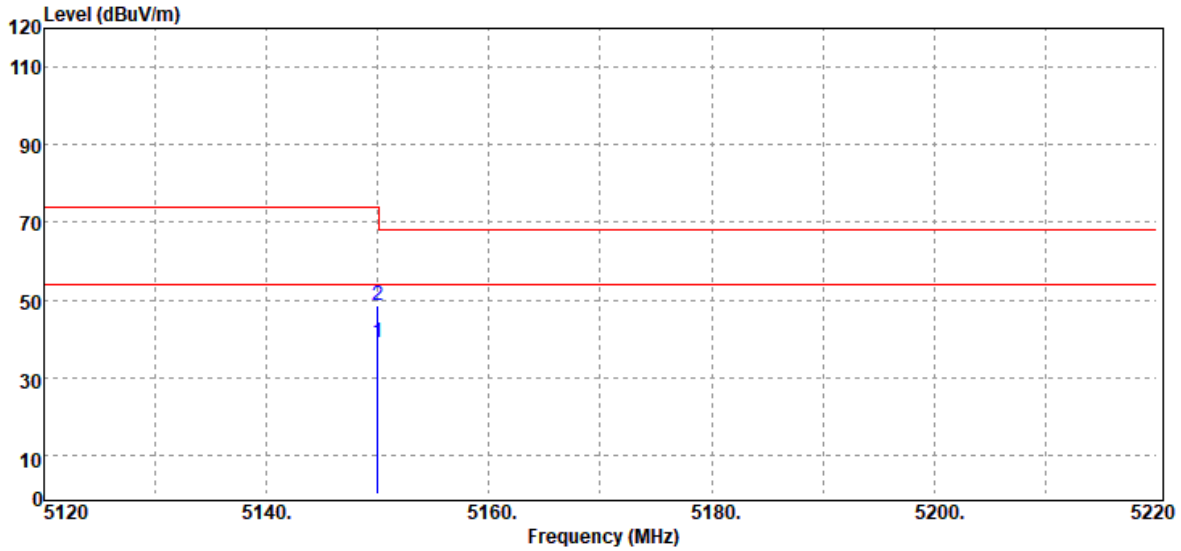

Freq. MHz	Detector Mode PK/QP/AV	Spectrum Reading Level dBµV	Factor dB	Actual FS dBµV/m	Limit @3m dBµV/m	Margin dB
5150.00	Average	34.20	4.92	39.12	54.00	-14.88
5150.00	Peak	43.64	4.92	48.56	74.00	-25.44
N/A						

Remark:

1. *Measuring frequencies from 1 GHz to the 10th harmonic of highest fundamental frequency.*
2. *For above 1GHz,the EUT peak value was under average limit, therefore the Average value compliance with the average limit*

This document cannot be reproduced except in full, without prior written approval of the Company. 本報告未經本公司書面許可，不可部份複製。

Above 1G Test Data for UNII-2a

Test Mode	IEEE 802.11a Low CH	Temp/Hum	19.6(℃)/ 51%RH
Test Item	Harmonic	Test Date	December 6, 2019
Polarize	Vertical	Test Engineer	Jerry Chang
Detector	Peak		

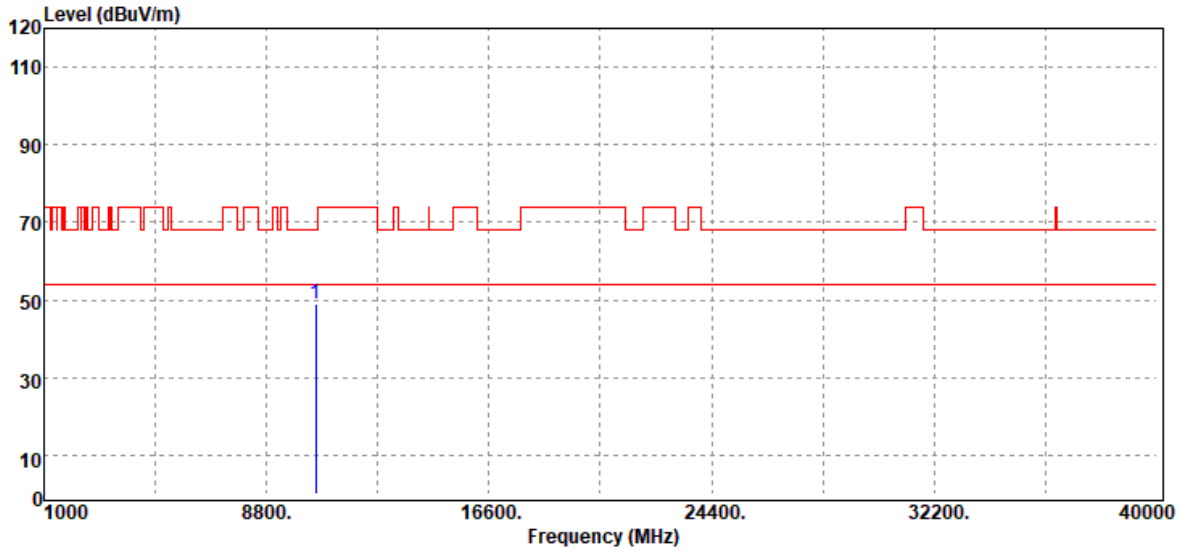

Freq. MHz	Detector Mode PK/QP/AV	Spectrum Reading Level dBµV	Factor dB	Actual FS dBµV/m	Limit @3m dBµV/m	Margin dB
10520.00	Peak	33.61	15.33	48.94	68.20	-19.26
N/A						

Remark:

1. *Measuring frequencies from 1 GHz to the 10th harmonic of highest fundamental frequency.*
2. *For above 1GHz,the EUT peak value was under average limit, therefore the Average value compliance with the average limit*

This document cannot be reproduced except in full, without prior written approval of the Company. 本報告未經本公司書面許可，不可部份複製。

Test Mode	IEEE 802.11a Low CH	Temp/Hum	19.6(℃)/ 51%RH
Test Item	Harmonic	Test Date	December 6, 2019
Polarize	Horizontal	Test Engineer	Jerry Chang
Detector	Peak		

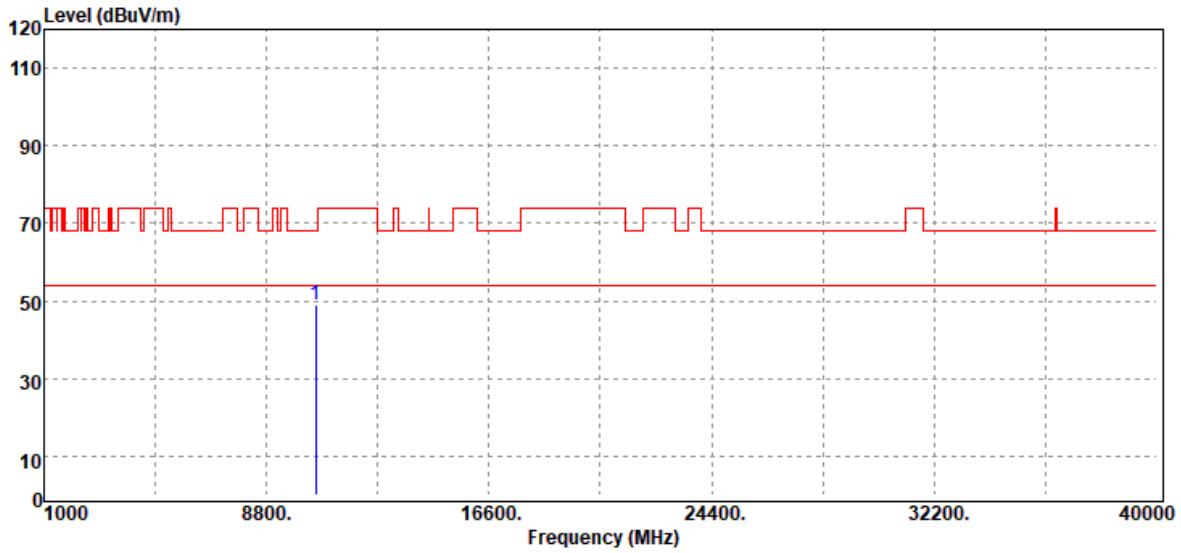

Freq. MHz	Detector Mode PK/QP/AV	Spectrum Reading Level dBµV	Factor dB	Actual FS dBµV/m	Limit @3m dBµV/m	Margin dB
10520.00	Peak	33.74	15.33	49.07	68.20	-19.13
N/A						

Remark:

1. *Measuring frequencies from 1 GHz to the 10th harmonic of highest fundamental frequency.*
2. *For above 1GHz,the EUT peak value was under average limit, therefore the Average value compliance with the average limit*

This document cannot be reproduced except in full, without prior written approval of the Company. 本報告未經本公司書面許可，不可部份複製。

Test Mode	IEEE 802.11a Mid CH	Temp/Hum	19.6(℃)/ 51%RH
Test Item	Harmonic	Test Date	December 6, 2019
Polarize	Vertical	Test Engineer	Jerry Chang
Detector	Peak		

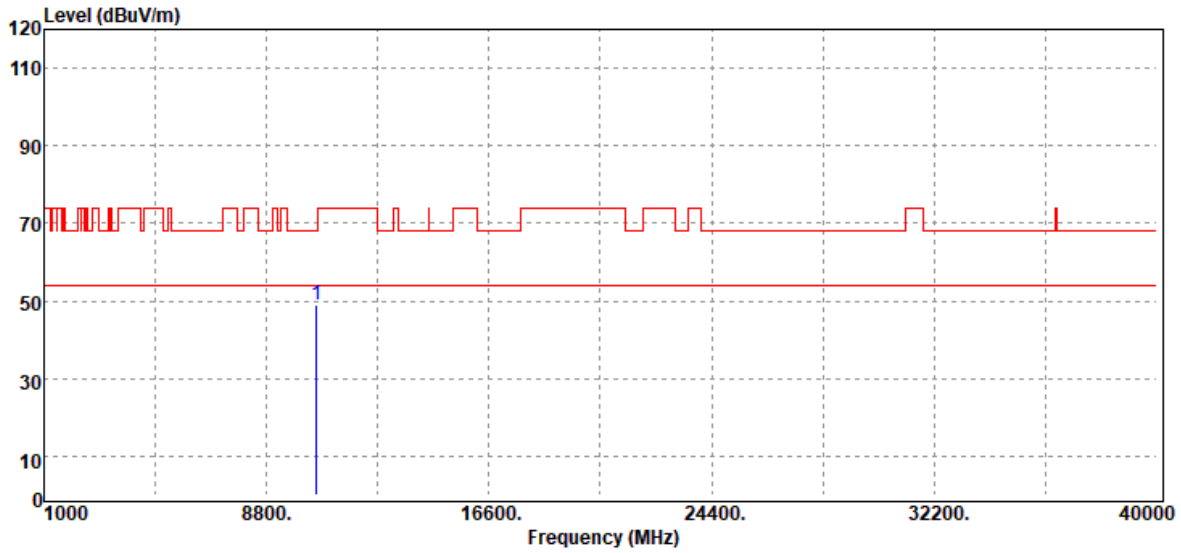

Freq. MHz	Detector Mode PK/QP/AV	Spectrum Reading Level dBµV	Factor dB	Actual FS dBµV/m	Limit @3m dBµV/m	Margin dB
10560.00	Peak	34.43	14.58	49.01	68.20	-19.19
N/A						

Remark:

1. *Measuring frequencies from 1 GHz to the 10th harmonic of highest fundamental frequency.*
2. *For above 1GHz,the EUT peak value was under average limit, therefore the Average value compliance with the average limit*

This document cannot be reproduced except in full, without prior written approval of the Company. 本報告未經本公司書面許可，不可部份複製。

Test Mode	IEEE 802.11a Mid CH	Temp/Hum	19.6(℃)/ 51%RH
Test Item	Harmonic	Test Date	December 6, 2019
Polarize	Horizontal	Test Engineer	Jerry Chang
Detector	Peak		

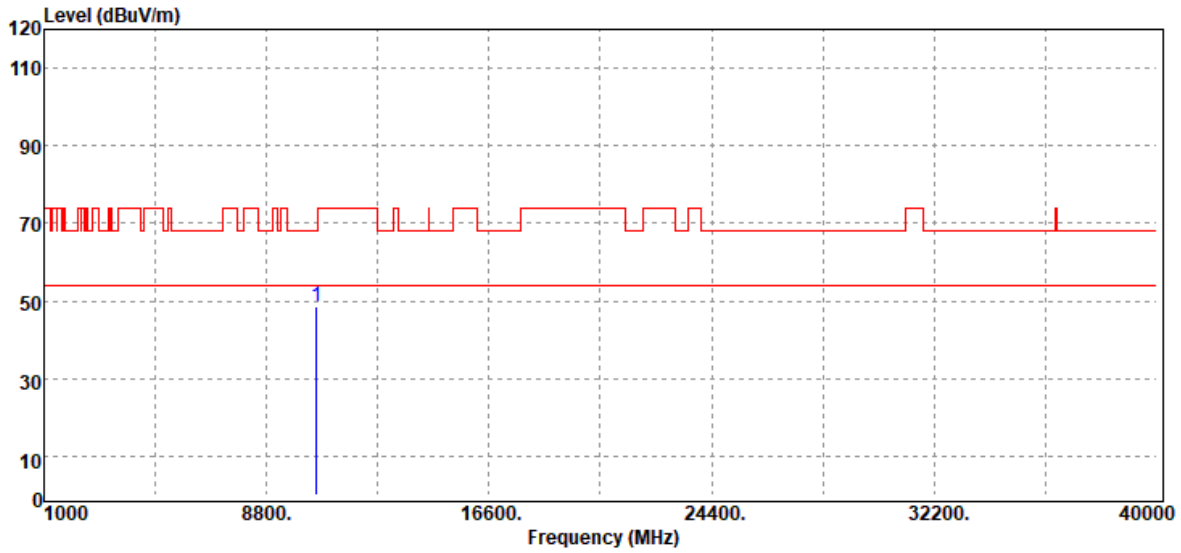

Freq. MHz	Detector Mode PK/QP/AV	Spectrum Reading Level dBµV	Factor dB	Actual FS dBµV/m	Limit @3m dBµV/m	Margin dB
10560.00	Peak	34.06	14.58	48.64	68.20	-19.56
N/A						

Remark:

1. *Measuring frequencies from 1 GHz to the 10th harmonic of highest fundamental frequency.*
2. *For above 1GHz,the EUT peak value was under average limit, therefore the Average value compliance with the average limit*

This document cannot be reproduced except in full, without prior written approval of the Company. 本報告未經本公司書面許可，不可部份複製。

Test Mode	IEEE 802.11a High CH	Temp/Hum	19.6(℃)/ 51%RH
Test Item	Harmonic	Test Date	December 6, 2019
Polarize	Vertical	Test Engineer	Jerry Chang
Detector	Peak		

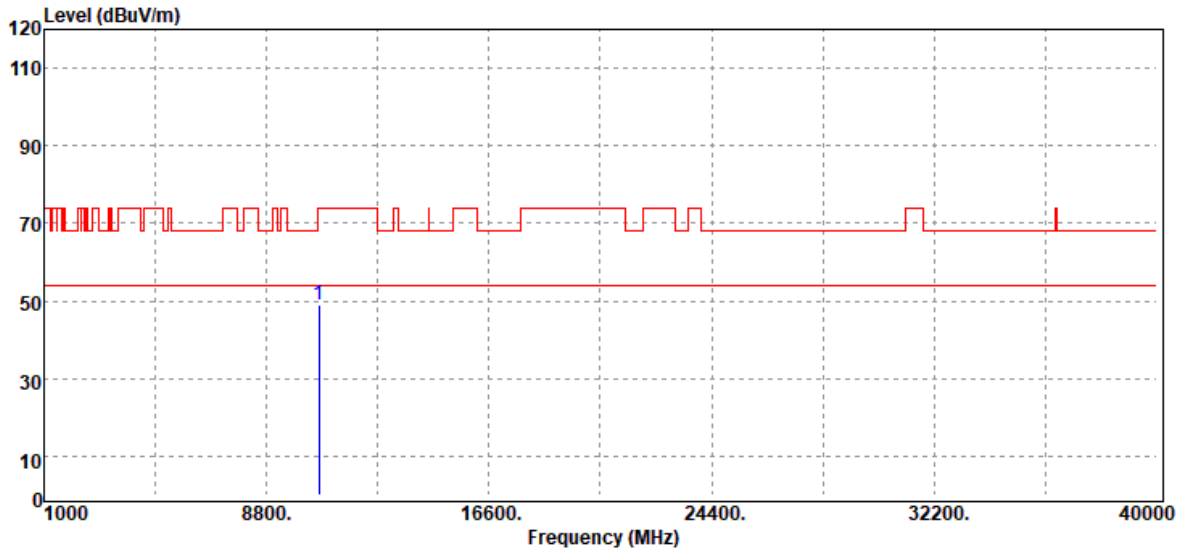

Freq. MHz	Detector Mode PK/QP/AV	Spectrum Reading Level dBµV	Factor dB	Actual FS dBµV/m	Limit @3m dBµV/m	Margin dB
10640.00	Peak	34.06	15.05	49.11	74.00	-24.89
N/A						

Remark:

1. *Measuring frequencies from 1 GHz to the 10th harmonic of highest fundamental frequency.*
2. *For above 1GHz,the EUT peak value was under average limit, therefore the Average value compliance with the average limit*

This document cannot be reproduced except in full, without prior written approval of the Company. 本報告未經本公司書面許可，不可部份複製。

Test Mode	IEEE 802.11a High CH	Temp/Hum	19.6(℃)/ 51%RH
Test Item	Harmonic	Test Date	December 6, 2019
Polarize	Horizontal	Test Engineer	Jerry Chang
Detector	Peak		

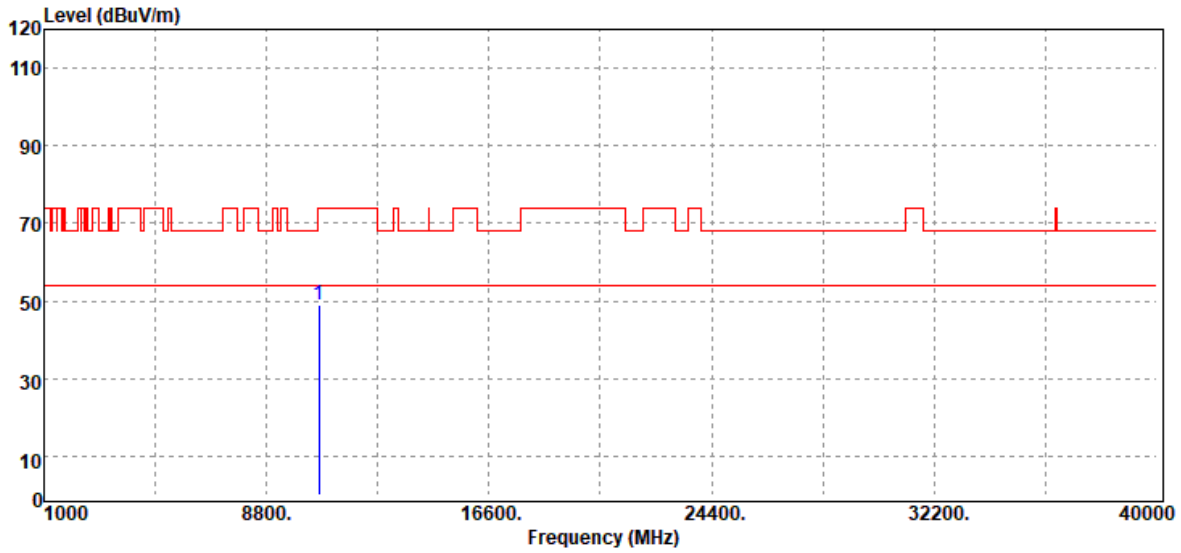

Freq. MHz	Detector Mode PK/QP/AV	Spectrum Reading Level dBµV	Factor dB	Actual FS dBµV/m	Limit @3m dBµV/m	Margin dB
10640.00	Peak	33.82	15.05	48.87	74.00	-25.13
N/A						

Remark:

1. *Measuring frequencies from 1 GHz to the 10th harmonic of highest fundamental frequency.*
2. *For above 1GHz,the EUT peak value was under average limit, therefore the Average value compliance with the average limit*

This document cannot be reproduced except in full, without prior written approval of the Company. 本報告未經本公司書面許可，不可部份複製。

Above 1G Test Data for UNII-2a

Test Mode	IEEE 802.11n HT20 Low CH	Temp/Hum	19.6(℃)/ 51%RH
Test Item	Harmonic	Test Date	December 6, 2019
Polarize	Vertical	Test Engineer	Jerry Chang
Detector	Peak		

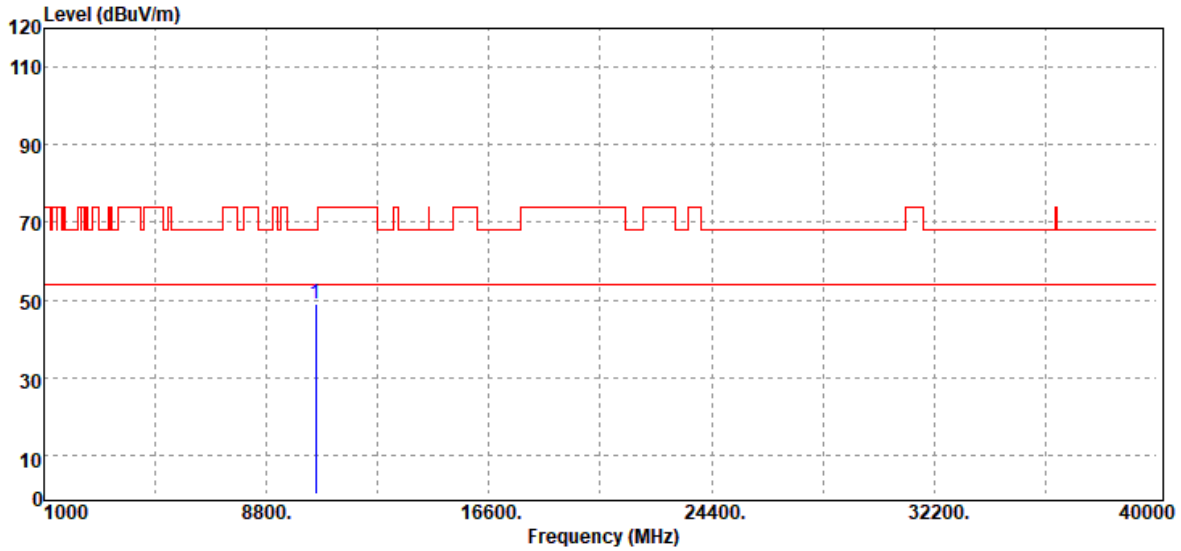

Freq. MHz	Detector Mode PK/QP/AV	Spectrum Reading Level dBµV	Factor dB	Actual FS dBµV/m	Limit @3m dBµV/m	Margin dB
10520.00	Peak	33.79	15.33	49.12	68.20	-19.08
N/A						

Remark:

1. *Measuring frequencies from 1 GHz to the 10th harmonic of highest fundamental frequency.*
2. *For above 1GHz,the EUT peak value was under average limit, therefore the Average value compliance with the average limit*

This document cannot be reproduced except in full, without prior written approval of the Company. 本報告未經本公司書面許可，不可部份複製。

Test Mode	IEEE 802.11n HT20 Low CH	Temp/Hum	19.6(℃)/ 51%RH
Test Item	Harmonic	Test Date	December 6, 2019
Polarize	Horizontal	Test Engineer	Jerry Chang
Detector	Peak		

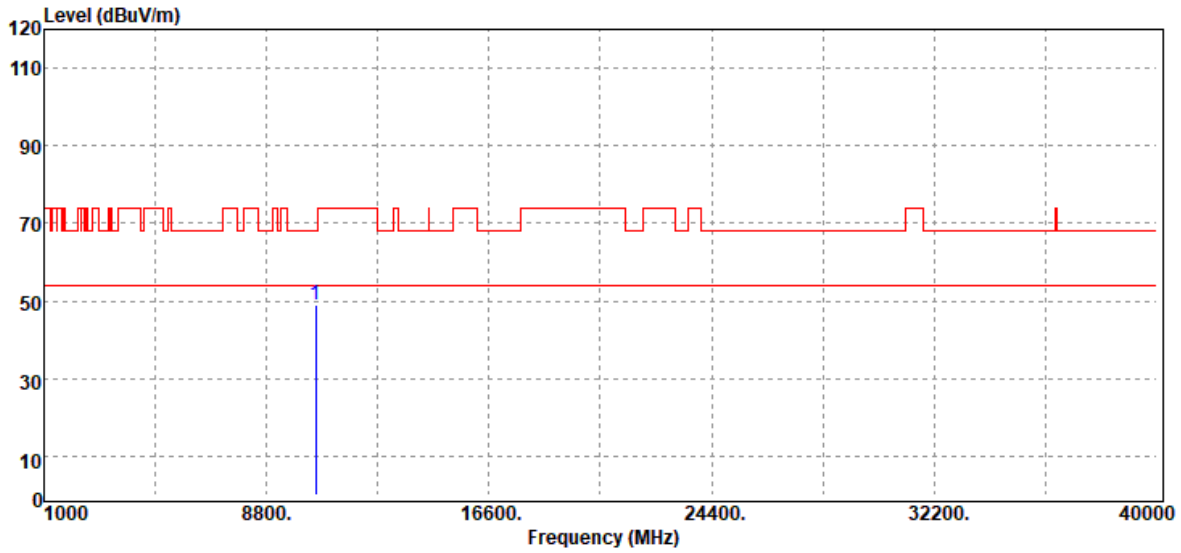

Freq. MHz	Detector Mode PK/QP/AV	Spectrum Reading Level dBµV	Factor dB	Actual FS dBµV/m	Limit @3m dBµV/m	Margin dB
10520.00	Peak	33.62	15.33	48.95	68.20	-19.25
N/A						

Remark:

1. *Measuring frequencies from 1 GHz to the 10th harmonic of highest fundamental frequency.*
2. *For above 1GHz,the EUT peak value was under average limit, therefore the Average value compliance with the average limit*

This document cannot be reproduced except in full, without prior written approval of the Company. 本報告未經本公司書面許可，不可部份複製。

Test Mode	IEEE 802.11n HT20 Mid CH	Temp/Hum	19.6(℃)/ 51%RH
Test Item	Harmonic	Test Date	December 6, 2019
Polarize	Vertical	Test Engineer	Jerry Chang
Detector	Peak		

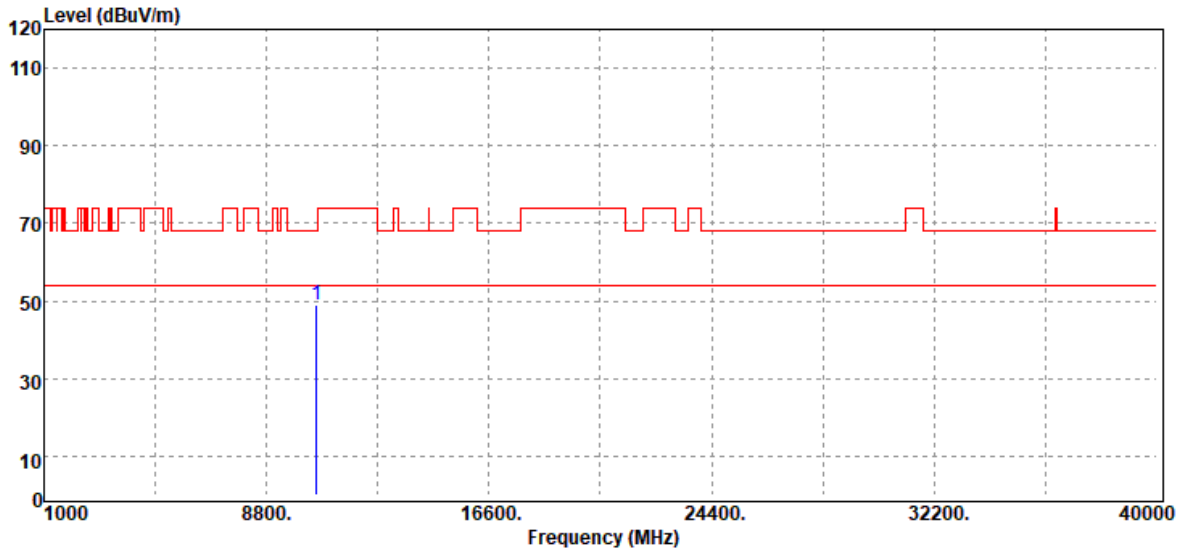

Freq. MHz	Detector Mode PK/QP/AV	Spectrum Reading Level dBµV	Factor dB	Actual FS dBµV/m	Limit @3m dBµV/m	Margin dB
10560.00	Peak	34.48	14.58	49.06	68.20	-19.14
N/A						

Remark:

1. *Measuring frequencies from 1 GHz to the 10th harmonic of highest fundamental frequency.*
2. *For above 1GHz,the EUT peak value was under average limit, therefore the Average value compliance with the average limit*

This document cannot be reproduced except in full, without prior written approval of the Company. 本報告未經本公司書面許可，不可部份複製。

Test Mode	IEEE 802.11n HT20 Mid CH	Temp/Hum	19.6(℃)/ 51%RH
Test Item	Harmonic	Test Date	December 6, 2019
Polarize	Horizontal	Test Engineer	Jerry Chang
Detector	Peak		

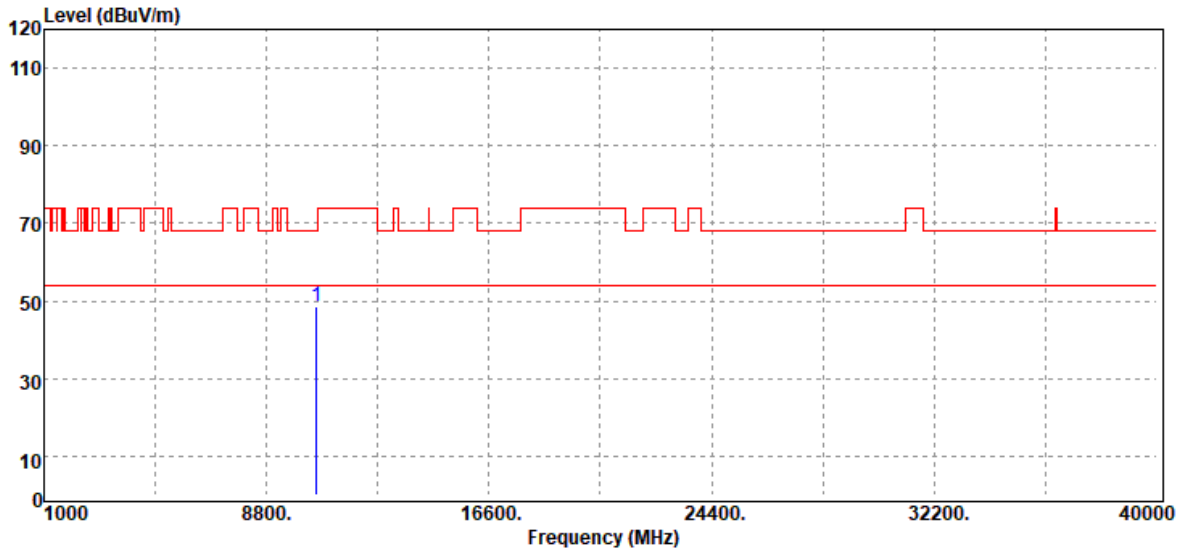

Freq. MHz	Detector Mode PK/QP/AV	Spectrum Reading Level dBµV	Factor dB	Actual FS dBµV/m	Limit @3m dBµV/m	Margin dB
10560.00	Peak	34.21	14.58	48.79	68.20	-19.41
N/A						

Remark:

1. *Measuring frequencies from 1 GHz to the 10th harmonic of highest fundamental frequency.*
2. *For above 1GHz,the EUT peak value was under average limit, therefore the Average value compliance with the average limit*

This document cannot be reproduced except in full, without prior written approval of the Company. 本報告未經本公司書面許可，不可部份複製。

Test Mode	IEEE 802.11n HT20 High CH	Temp/Hum	19.6(℃)/ 51%RH
Test Item	Harmonic	Test Date	December 6, 2019
Polarize	Vertical	Test Engineer	Jerry Chang
Detector	Peak		

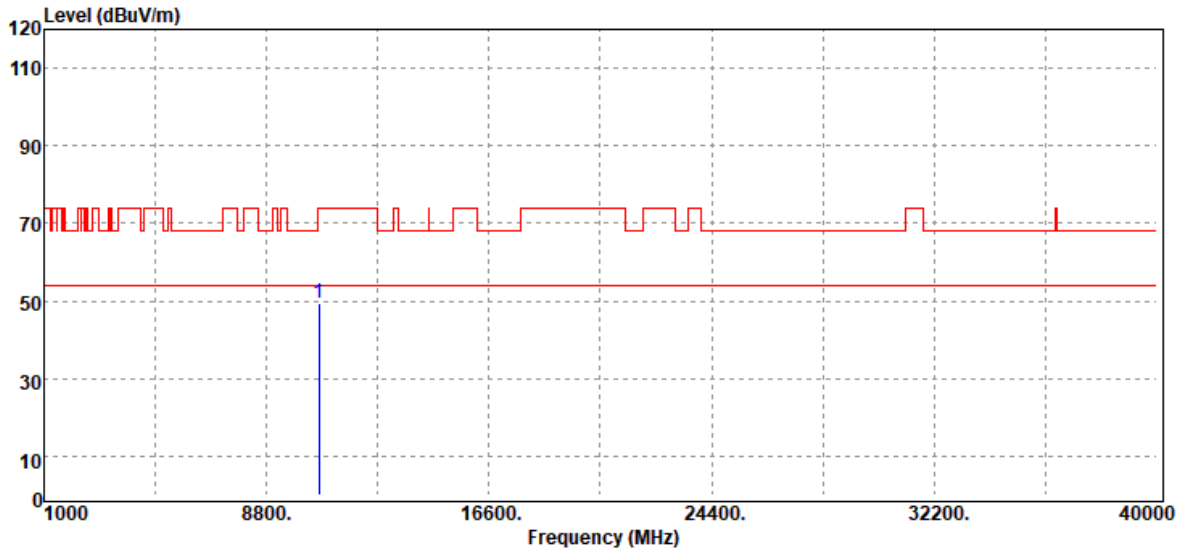

Freq. MHz	Detector Mode PK/QP/AV	Spectrum Reading Level dBµV	Factor dB	Actual FS dBµV/m	Limit @3m dBµV/m	Margin dB
10640.00	Peak	34.18	15.05	49.23	74.00	-24.77
N/A						

Remark:

1. *Measuring frequencies from 1 GHz to the 10th harmonic of highest fundamental frequency.*
2. *For above 1GHz,the EUT peak value was under average limit, therefore the Average value compliance with the average limit*

This document cannot be reproduced except in full, without prior written approval of the Company. 本報告未經本公司書面許可，不可部份複製。

Test Mode	IEEE 802.11n HT20 High CH	Temp/Hum	19.6(℃)/ 51%RH
Test Item	Harmonic	Test Date	December 6, 2019
Polarize	Horizontal	Test Engineer	Jerry Chang
Detector	Peak		

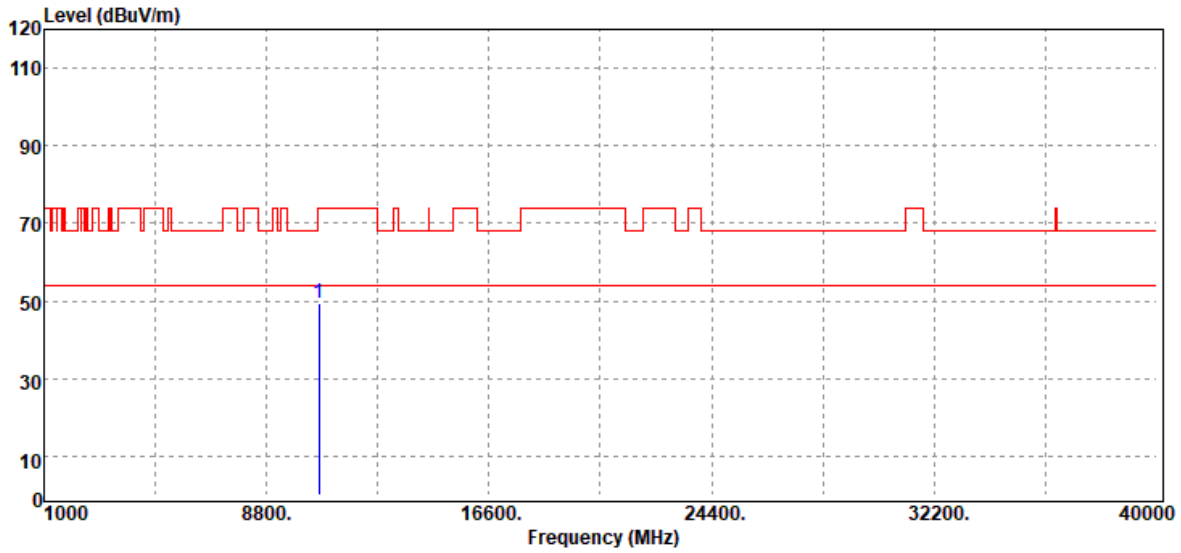

Freq. MHz	Detector Mode PK/QP/AV	Spectrum Reading Level dBµV	Factor dB	Actual FS dBµV/m	Limit @3m dBµV/m	Margin dB
10640.00	Peak	34.24	15.05	49.29	74.00	-24.71
N/A						

Remark:

1. *Measuring frequencies from 1 GHz to the 10th harmonic of highest fundamental frequency.*
2. *For above 1GHz,the EUT peak value was under average limit, therefore the Average value compliance with the average limit*

This document cannot be reproduced except in full, without prior written approval of the Company. 本報告未經本公司書面許可，不可部份複製。

Above 1G Test Data for UNII-2a

Test Mode	IEEE 802.11n HT40 Low CH	Temp/Hum	19.6(℃)/ 51%RH
Test Item	Harmonic	Test Date	December 6, 2019
Polarize	Vertical	Test Engineer	Jerry Chang
Detector	Peak		

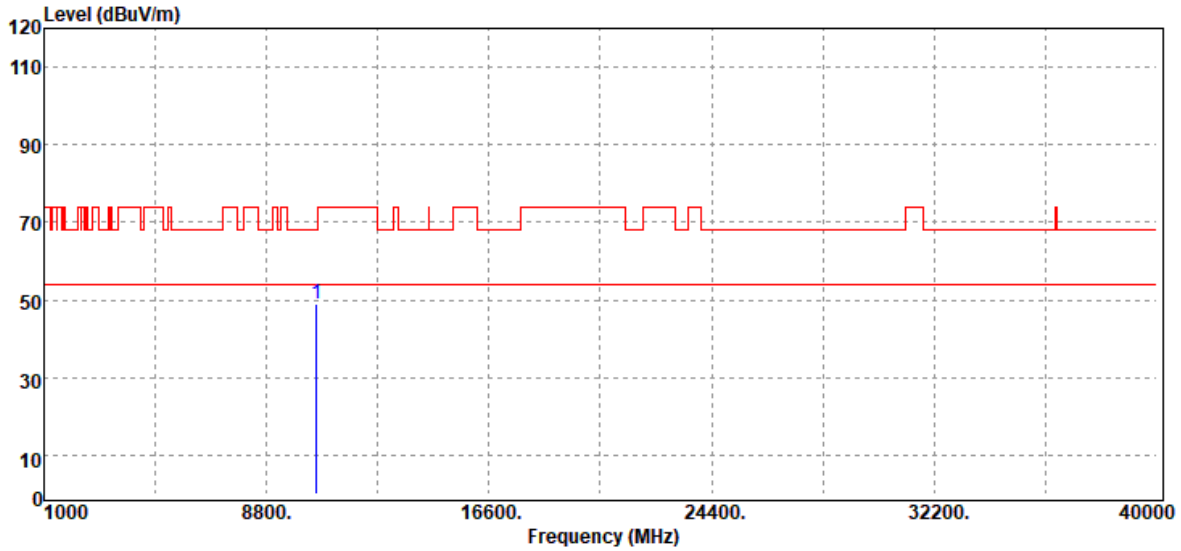

Freq. MHz	Detector Mode PK/QP/AV	Spectrum Reading Level dBµV	Factor dB	Actual FS dBµV/m	Limit @3m dBµV/m	Margin dB
10540.00	Peak	34.03	14.95	48.98	68.20	-19.22
N/A						

Remark:

1. *Measuring frequencies from 1 GHz to the 10th harmonic of highest fundamental frequency.*
2. *For above 1GHz,the EUT peak value was under average limit, therefore the Average value compliance with the average limit*

This document cannot be reproduced except in full, without prior written approval of the Company. 本報告未經本公司書面許可，不可部份複製。

Test Mode	IEEE 802.11n HT40 Low CH	Temp/Hum	19.6(℃)/ 51%RH
Test Item	Harmonic	Test Date	December 6, 2019
Polarize	Horizontal	Test Engineer	Jerry Chang
Detector	Peak		

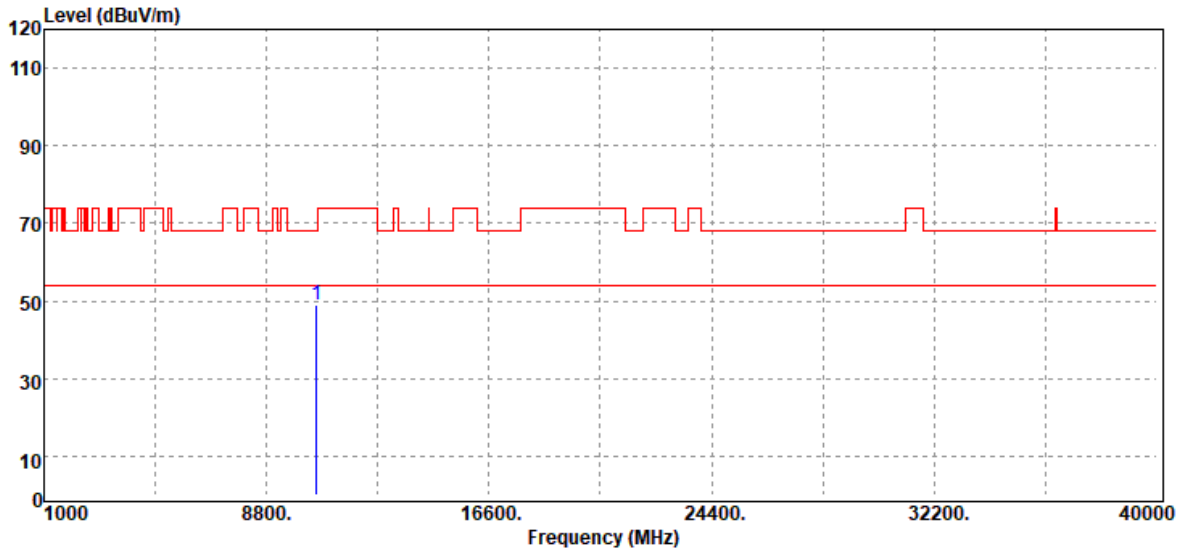

Freq. MHz	Detector Mode PK/QP/AV	Spectrum Reading Level dBµV	Factor dB	Actual FS dBµV/m	Limit @3m dBµV/m	Margin dB
10540.00	Peak	33.90	14.95	48.85	68.20	-19.35
N/A						

Remark:

1. *Measuring frequencies from 1 GHz to the 10th harmonic of highest fundamental frequency.*
2. *For above 1GHz,the EUT peak value was under average limit, therefore the Average value compliance with the average limit*

This document cannot be reproduced except in full, without prior written approval of the Company. 本報告未經本公司書面許可，不可部份複製。

Test Mode	IEEE 802.11n HT40 High CH	Temp/Hum	19.6(℃)/ 51%RH
Test Item	Harmonic	Test Date	December 6, 2019
Polarize	Vertical	Test Engineer	Jerry Chang
Detector	Peak		

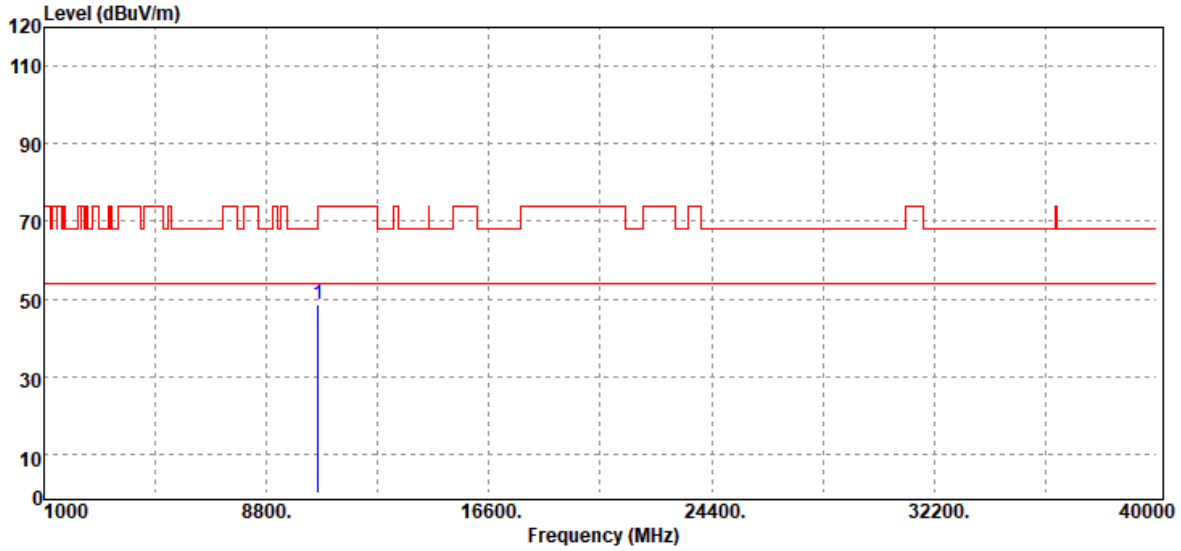

Freq. MHz	Detector Mode PK/QP/AV	Spectrum Reading Level dBµV	Factor dB	Actual FS dBµV/m	Limit @3m dBµV/m	Margin dB
10620.00	Peak	33.77	14.81	48.58	74.00	-25.42
N/A						

Remark:

1. *Measuring frequencies from 1 GHz to the 10th harmonic of highest fundamental frequency.*
2. *For above 1GHz,the EUT peak value was under average limit, therefore the Average value compliance with the average limit*

This document cannot be reproduced except in full, without prior written approval of the Company. 本報告未經本公司書面許可，不可部份複製。

Test Mode	IEEE 802.11n HT40 High CH	Temp/Hum	19.6(℃)/ 51%RH
Test Item	Harmonic	Test Date	December 6, 2019
Polarize	Horizontal	Test Engineer	Jerry Chang
Detector	Peak		

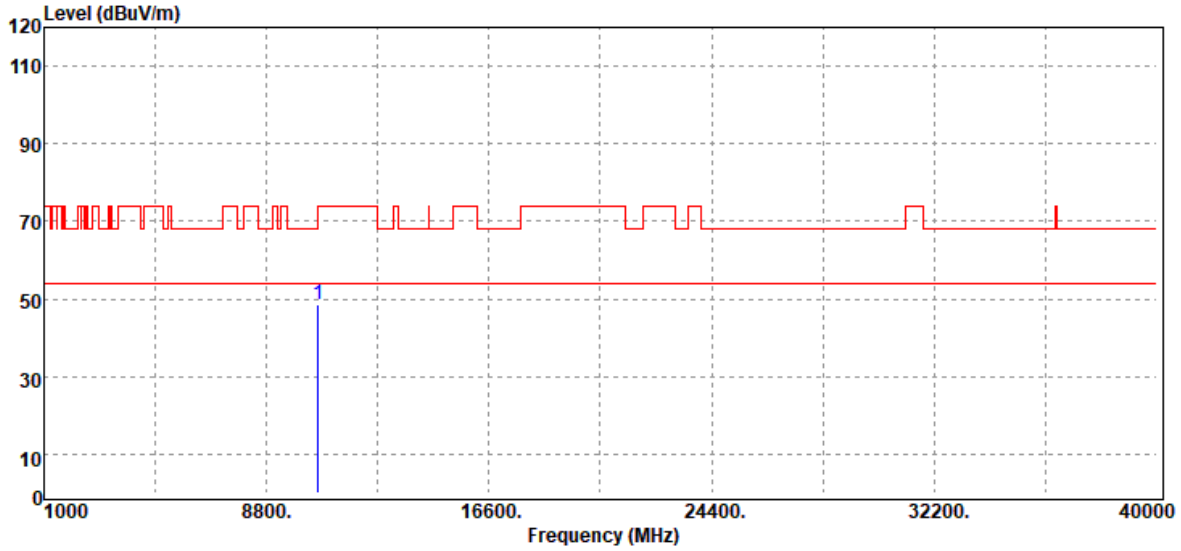

Freq. MHz	Detector Mode PK/QP/AV	Spectrum Reading Level dBµV	Factor dB	Actual FS dBµV/m	Limit @3m dBµV/m	Margin dB
10620.00	Peak	33.63	14.81	48.44	74.00	-25.56
N/A						

Remark:

1. *Measuring frequencies from 1 GHz to the 10th harmonic of highest fundamental frequency.*
2. *For above 1GHz,the EUT peak value was under average limit, therefore the Average value compliance with the average limit*

This document cannot be reproduced except in full, without prior written approval of the Company. 本報告未經本公司書面許可，不可部份複製。

Above 1G Test Data for UNII-2a

Test Mode	IEEE 802.11ac VHT80 Mid CH	Temp/Hum	19.6(℃)/ 51%RH
Test Item	Harmonic	Test Date	December 5, 2019
Polarize	Vertical	Test Engineer	Jerry Chang
Detector	Peak		

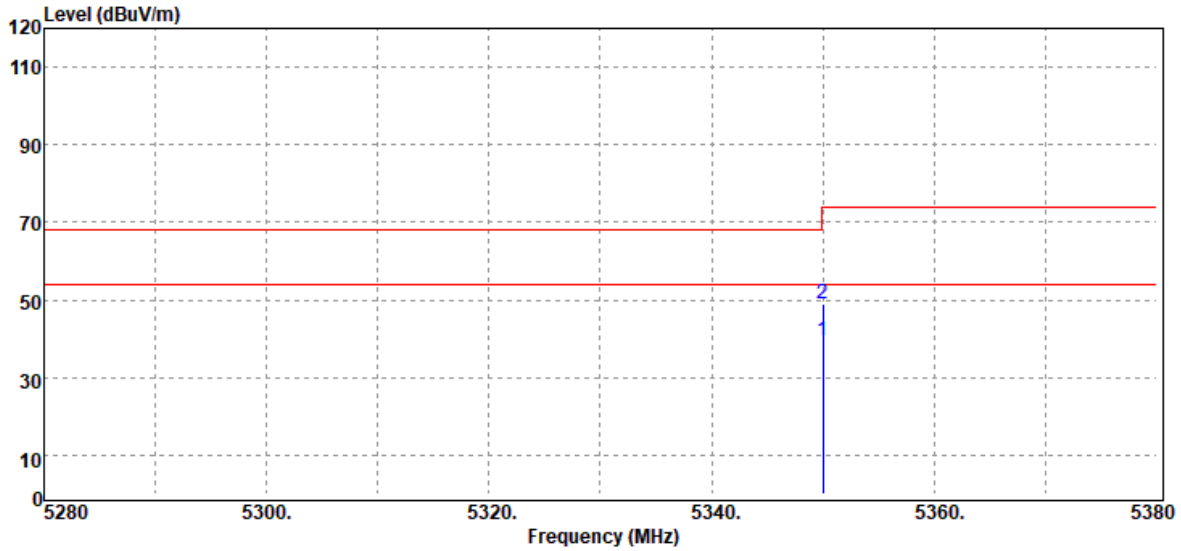

Freq. MHz	Detector Mode PK/QP/AV	Spectrum Reading Level dBµV	Factor dB	Actual FS dBµV/m	Limit @3m dBµV/m	Margin dB
5350.00	Average	34.36	5.21	39.57	54.00	-14.43
5350.00	Peak	43.87	5.21	49.08	74.00	-24.92
N/A						

Remark:

1. *Measuring frequencies from 1 GHz to the 10th harmonic of highest fundamental frequency.*
2. *For above 1GHz,the EUT peak value was under average limit, therefore the Average value compliance with the average limit*

This document cannot be reproduced except in full, without prior written approval of the Company. 本報告未經本公司書面許可，不可部份複製。

Test Mode	IEEE 802.11ac VHT80 Mid CH	Temp/Hum	19.6(℃)/ 51%RH
Test Item	Harmonic	Test Date	December 5, 2019
Polarize	Horizontal	Test Engineer	Jerry Chang
Detector	Peak		

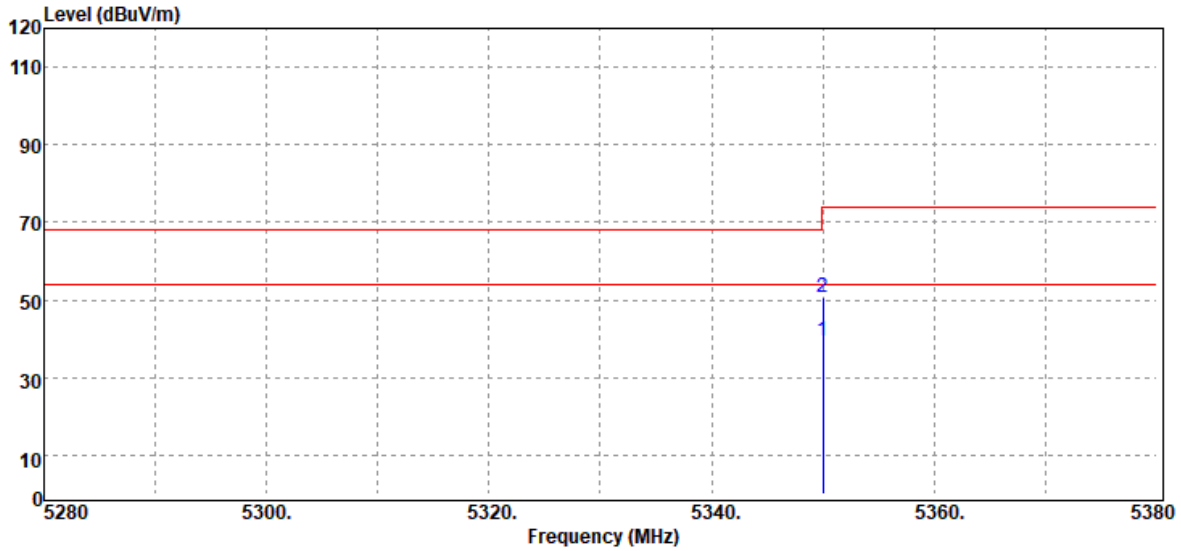

Freq. MHz	Detector Mode PK/QP/AV	Spectrum Reading Level dBµV	Factor dB	Actual FS dBµV/m	Limit @3m dBµV/m	Margin dB
5350.00	Average	34.44	5.21	39.65	54.00	-14.35
5350.00	Peak	45.52	5.21	50.73	74.00	-23.27
N/A						

Remark:

1. *Measuring frequencies from 1 GHz to the 10th harmonic of highest fundamental frequency.*
2. *For above 1GHz,the EUT peak value was under average limit, therefore the Average value compliance with the average limit*

This document cannot be reproduced except in full, without prior written approval of the Company. 本報告未經本公司書面許可，不可部份複製。

Above 1G Test Data for UNII-2c

Test Mode	IEEE 802.11a Low CH	Temp/Hum	19.6(℃)/ 51%RH
Test Item	Harmonic	Test Date	December 6, 2019
Polarize	Vertical	Test Engineer	Jerry Chang
Detector	Peak		

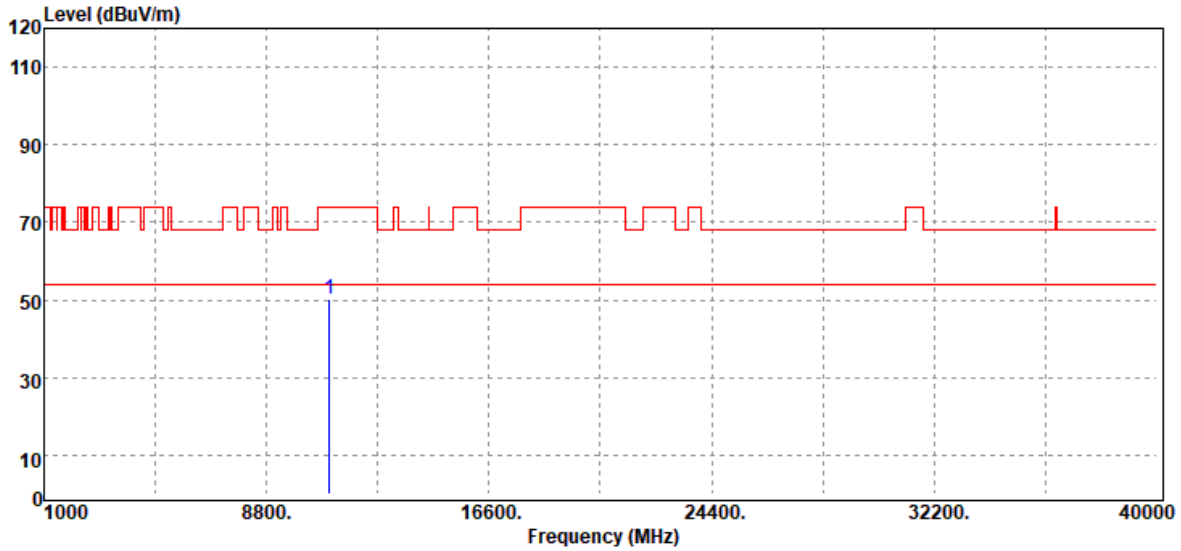

Freq. MHz	Detector Mode PK/QP/AV	Spectrum Reading Level dBµV	Factor dB	Actual FS dBµV/m	Limit @3m dBµV/m	Margin dB
11000.00	Peak	34.57	15.80	50.37	74.00	-23.63
N/A						

Remark:

1. *Measuring frequencies from 1 GHz to the 10th harmonic of highest fundamental frequency.*
2. *For above 1GHz,the EUT peak value was under average limit, therefore the Average value compliance with the average limit*

This document cannot be reproduced except in full, without prior written approval of the Company. 本報告未經本公司書面許可，不可部份複製。

Test Mode	IEEE 802.11a Low CH	Temp/Hum	19.6(℃)/ 51%RH
Test Item	Harmonic	Test Date	December 6, 2019
Polarize	Horizontal	Test Engineer	Jerry Chang
Detector	Peak		

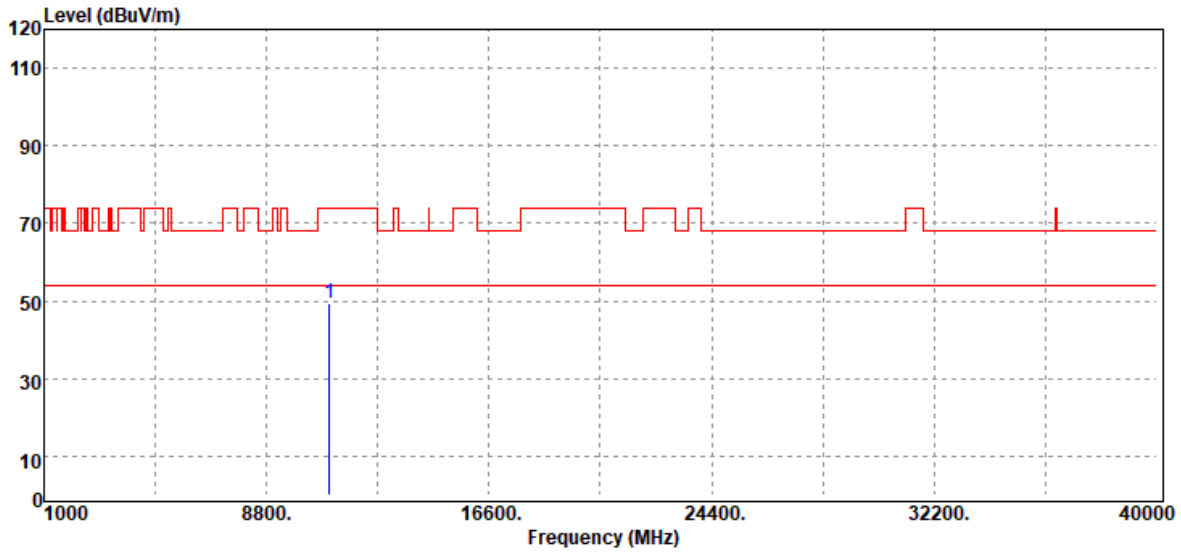

Freq. MHz	Detector Mode PK/QP/AV	Spectrum Reading Level dBµV	Factor dB	Actual FS dBµV/m	Limit @3m dBµV/m	Margin dB
11000.00	Peak	33.65	15.80	49.45	74.00	-24.55
N/A						

Remark:

1. *Measuring frequencies from 1 GHz to the 10th harmonic of highest fundamental frequency.*
2. *For above 1GHz,the EUT peak value was under average limit, therefore the Average value compliance with the average limit*

This document cannot be reproduced except in full, without prior written approval of the Company. 本報告未經本公司書面許可，不可部份複製。

Test Mode	IEEE 802.11a Mid CH	Temp/Hum	19.6(℃)/ 51%RH
Test Item	Harmonic	Test Date	December 6, 2019
Polarize	Vertical	Test Engineer	Jerry Chang
Detector	Peak		

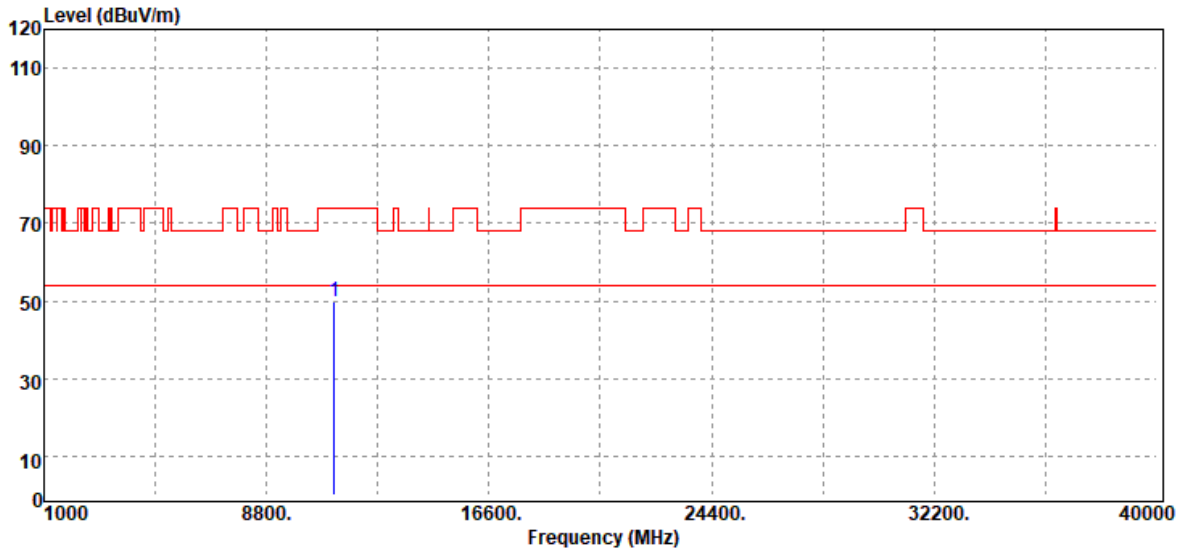

Freq. MHz	Detector Mode PK/QP/AV	Spectrum Reading Level dBµV	Factor dB	Actual FS dBµV/m	Limit @3m dBµV/m	Margin dB
11160.00	Peak	33.53	16.17	49.70	74.00	-24.30
N/A						

Remark:

1. *Measuring frequencies from 1 GHz to the 10th harmonic of highest fundamental frequency.*
2. *For above 1GHz,the EUT peak value was under average limit, therefore the Average value compliance with the average limit*

This document cannot be reproduced except in full, without prior written approval of the Company. 本報告未經本公司書面許可，不可部份複製。

Test Mode	IEEE 802.11a Mid CH	Temp/Hum	19.6(℃)/ 51%RH
Test Item	Harmonic	Test Date	December 6, 2019
Polarize	Horizontal	Test Engineer	Jerry Chang
Detector	Peak		

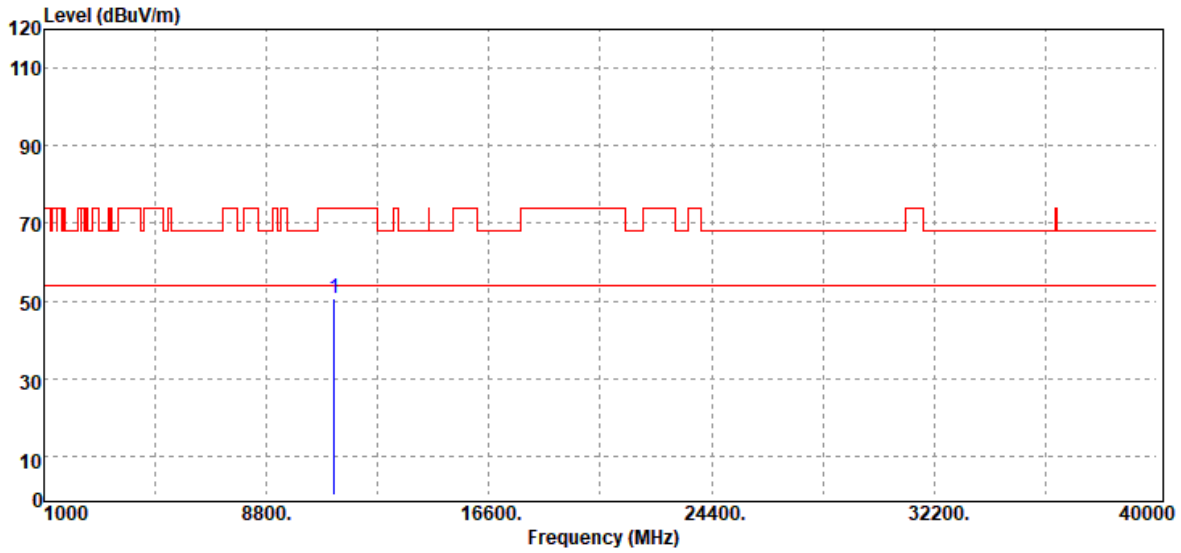

Freq. MHz	Detector Mode PK/QP/AV	Spectrum Reading Level dBµV	Factor dB	Actual FS dBµV/m	Limit @3m dBµV/m	Margin dB
11160.00	Peak	34.32	16.17	50.49	74.00	-23.51
N/A						

Remark:

1. *Measuring frequencies from 1 GHz to the 10th harmonic of highest fundamental frequency.*
2. *For above 1GHz,the EUT peak value was under average limit, therefore the Average value compliance with the average limit*

This document cannot be reproduced except in full, without prior written approval of the Company. 本報告未經本公司書面許可，不可部份複製。

Test Mode	IEEE 802.11a High CH	Temp/Hum	19.6(℃)/ 51%RH
Test Item	Harmonic	Test Date	December 6, 2019
Polarize	Vertical	Test Engineer	Jerry Chang
Detector	Peak		

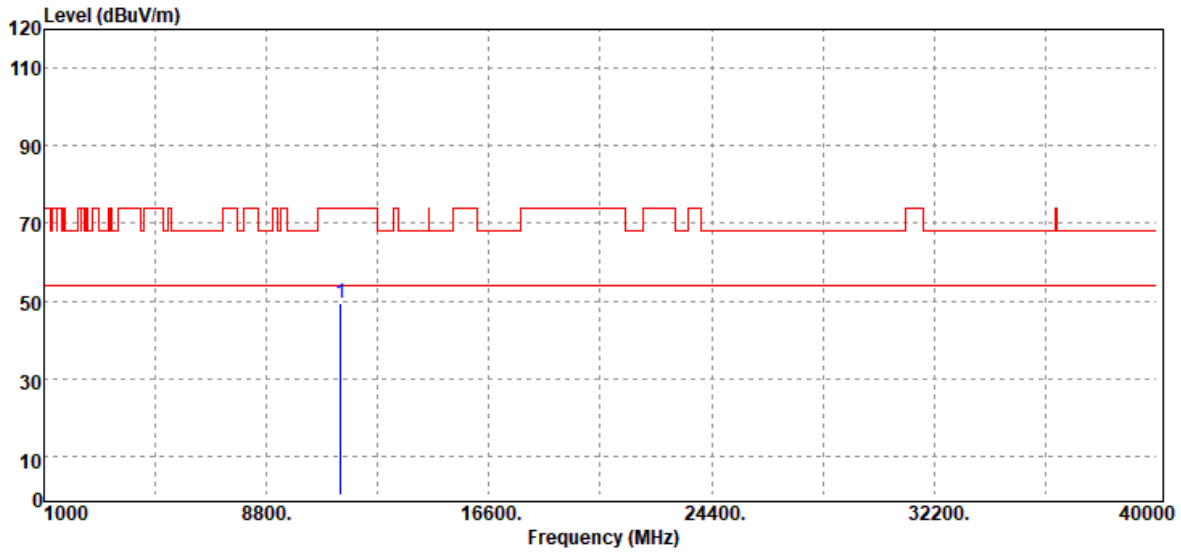

Freq. MHz	Detector Mode PK/QP/AV	Spectrum Reading Level dBµV	Factor dB	Actual FS dBµV/m	Limit @3m dBµV/m	Margin dB
11400.00	Peak	33.59	15.94	49.53	74.00	-24.47
N/A						

Remark:

1. *Measuring frequencies from 1 GHz to the 10th harmonic of highest fundamental frequency.*
2. *For above 1GHz,the EUT peak value was under average limit, therefore the Average value compliance with the average limit*

This document cannot be reproduced except in full, without prior written approval of the Company. 本報告未經本公司書面許可，不可部份複製。

Test Mode	IEEE 802.11a High CH	Temp/Hum	19.6(℃)/ 51%RH
Test Item	Harmonic	Test Date	December 6, 2019
Polarize	Horizontal	Test Engineer	Jerry Chang
Detector	Peak		

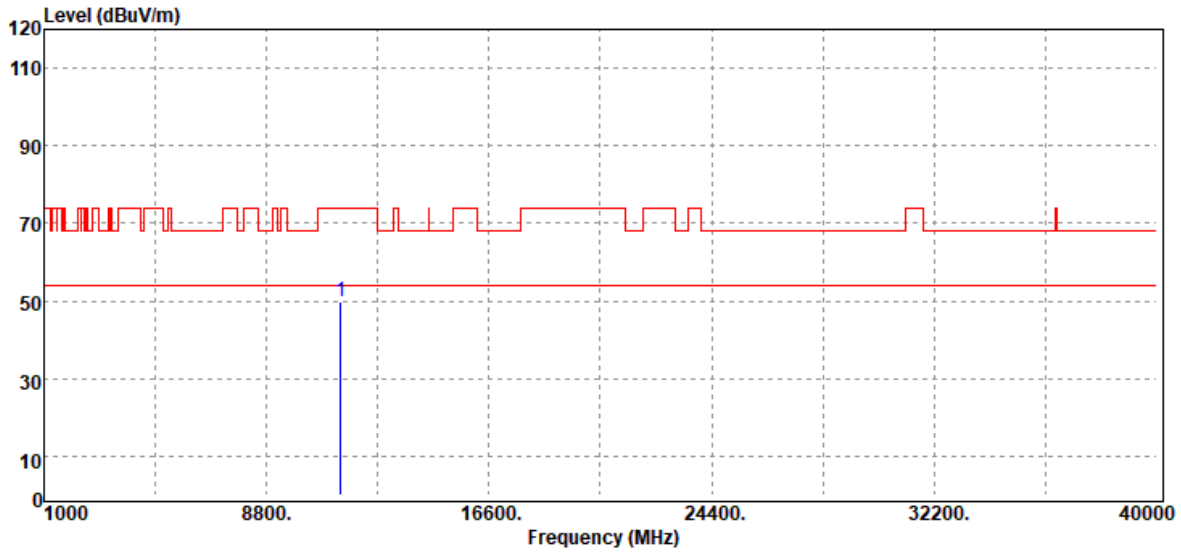

Freq. MHz	Detector Mode PK/QP/AV	Spectrum Reading Level dBµV	Factor dB	Actual FS dBµV/m	Limit @3m dBµV/m	Margin dB
11400.00	Peak	33.76	15.94	49.70	74.00	-24.30
N/A						

Remark:

1. *Measuring frequencies from 1 GHz to the 10th harmonic of highest fundamental frequency.*
2. *For above 1GHz,the EUT peak value was under average limit, therefore the Average value compliance with the average limit*

This document cannot be reproduced except in full, without prior written approval of the Company. 本報告未經本公司書面許可，不可部份複製。

Above 1G Test Data for UNII-2c

Test Mode	IEEE 802.11n HT20 Low CH	Temp/Hum	19.6(℃)/ 51%RH
Test Item	Harmonic	Test Date	December 6, 2019
Polarize	Vertical	Test Engineer	Jerry Chang
Detector	Peak		

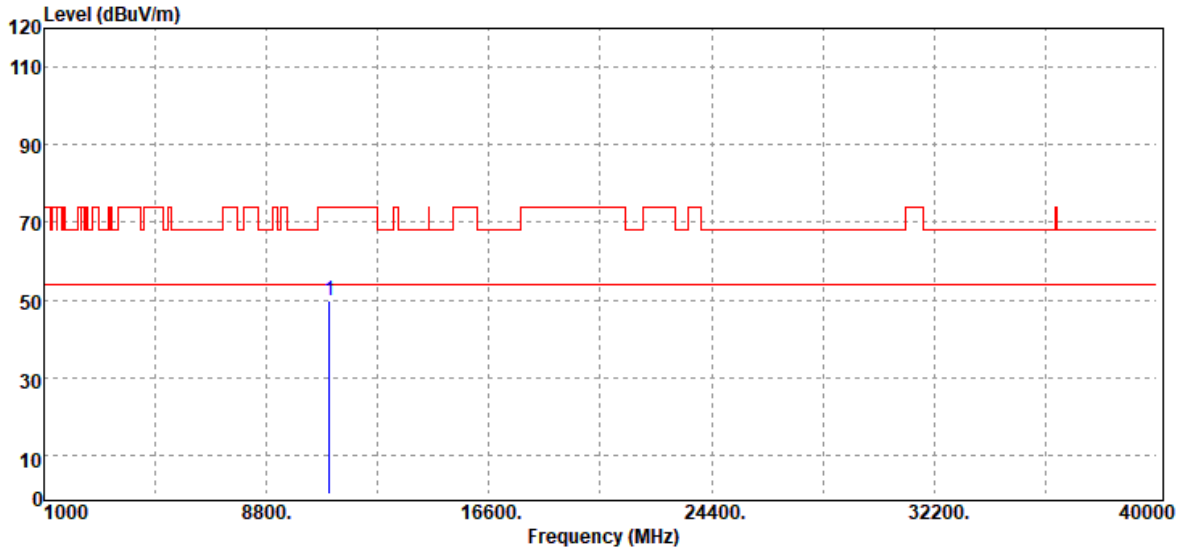

Freq. MHz	Detector Mode PK/QP/AV	Spectrum Reading Level dBµV	Factor dB	Actual FS dBµV/m	Limit @3m dBµV/m	Margin dB
11000.00	Peak	34.22	15.80	50.02	74.00	-23.98
N/A						

Remark:

1. *Measuring frequencies from 1 GHz to the 10th harmonic of highest fundamental frequency.*
2. *For above 1GHz,the EUT peak value was under average limit, therefore the Average value compliance with the average limit*

This document cannot be reproduced except in full, without prior written approval of the Company. 本報告未經本公司書面許可，不可部份複製。

Test Mode	IEEE 802.11n HT20 Low CH	Temp/Hum	19.6(℃)/ 51%RH
Test Item	Harmonic	Test Date	December 6, 2019
Polarize	Horizontal	Test Engineer	Jerry Chang
Detector	Peak		

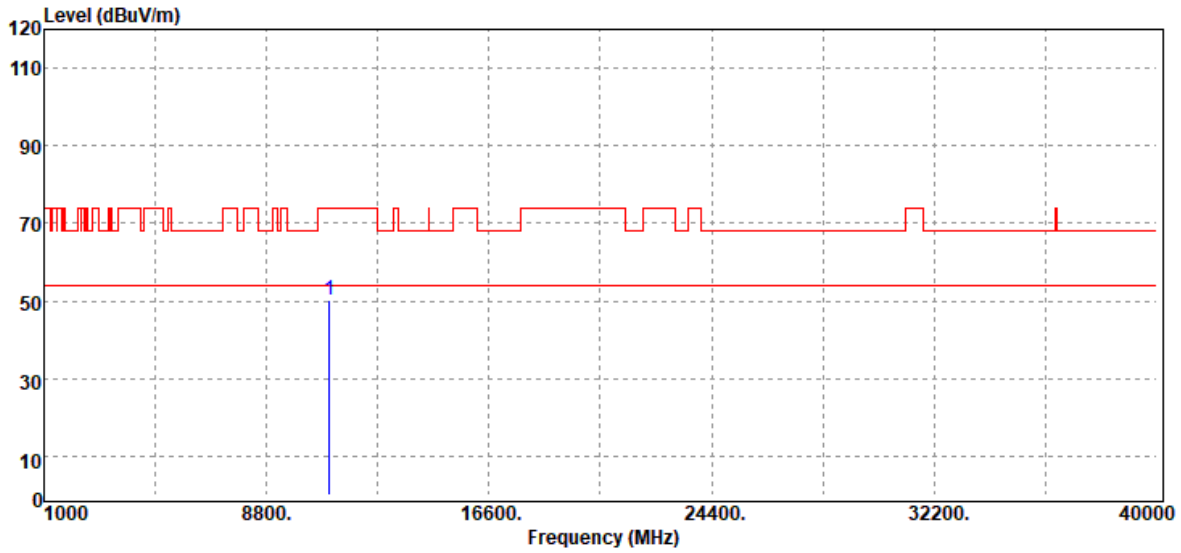

Freq. MHz	Detector Mode PK/QP/AV	Spectrum Reading Level dBµV	Factor dB	Actual FS dBµV/m	Limit @3m dBµV/m	Margin dB
11000.00	Peak	34.24	15.80	50.04	74.00	-23.96
N/A						

Remark:

1. *Measuring frequencies from 1 GHz to the 10th harmonic of highest fundamental frequency.*
2. *For above 1GHz,the EUT peak value was under average limit, therefore the Average value compliance with the average limit*

This document cannot be reproduced except in full, without prior written approval of the Company. 本報告未經本公司書面許可，不可部份複製。

Test Mode	IEEE 802.11n HT20 Mid CH	Temp/Hum	19.6(℃)/ 51%RH
Test Item	Harmonic	Test Date	December 6, 2019
Polarize	Vertical	Test Engineer	Jerry Chang
Detector	Peak		

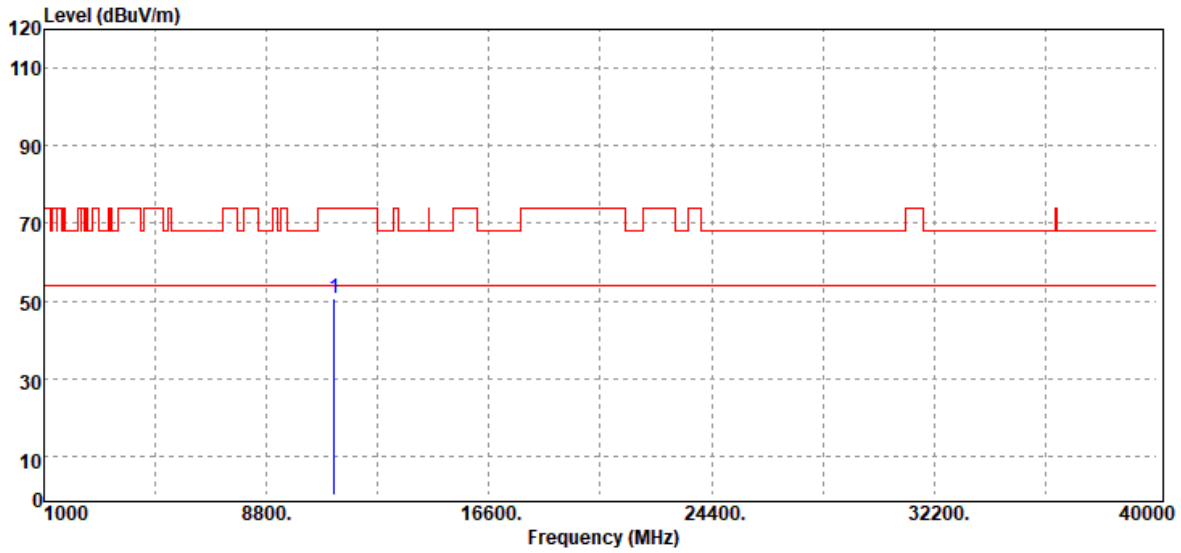

Freq. MHz	Detector Mode PK/QP/AV	Spectrum Reading Level dBµV	Factor dB	Actual FS dBµV/m	Limit @3m dBµV/m	Margin dB
11160.00	Peak	34.54	16.17	50.71	74.00	-23.29
N/A						

Remark:

1. *Measuring frequencies from 1 GHz to the 10th harmonic of highest fundamental frequency.*
2. *For above 1GHz,the EUT peak value was under average limit, therefore the Average value compliance with the average limit*

This document cannot be reproduced except in full, without prior written approval of the Company. 本報告未經本公司書面許可，不可部份複製。

Test Mode	IEEE 802.11n HT20 Mid CH	Temp/Hum	19.6(℃)/ 51%RH
Test Item	Harmonic	Test Date	December 6, 2019
Polarize	Horizontal	Test Engineer	Jerry Chang
Detector	Peak		

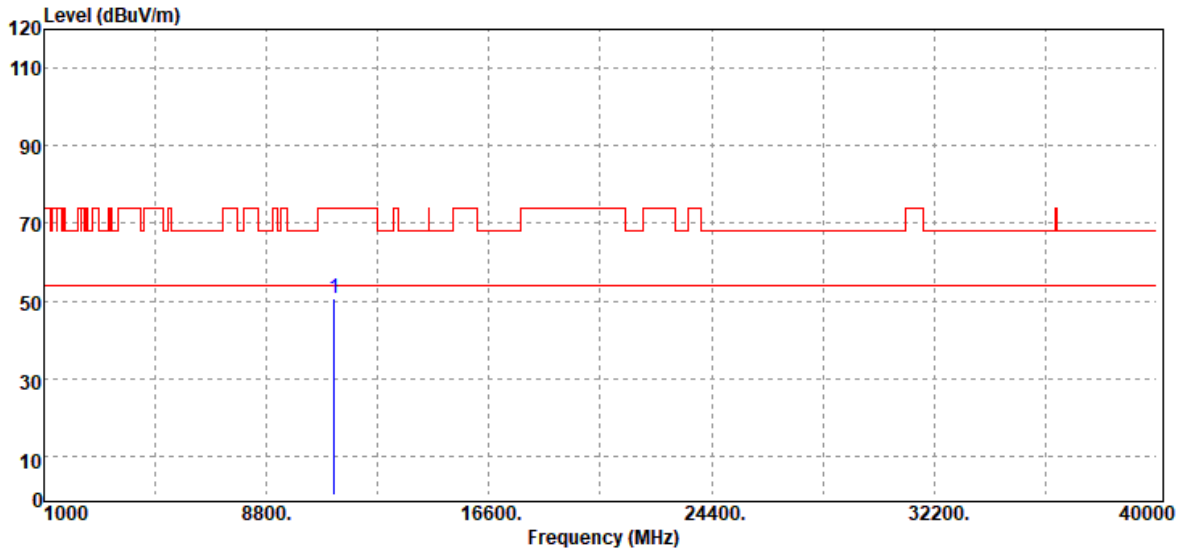

Freq. MHz	Detector Mode PK/QP/AV	Spectrum Reading Level dBµV	Factor dB	Actual FS dBµV/m	Limit @3m dBµV/m	Margin dB
11160.00	Peak	34.43	16.17	50.60	74.00	-23.40
N/A						

Remark:

1. *Measuring frequencies from 1 GHz to the 10th harmonic of highest fundamental frequency.*
2. *For above 1GHz,the EUT peak value was under average limit, therefore the Average value compliance with the average limit*

This document cannot be reproduced except in full, without prior written approval of the Company. 本報告未經本公司書面許可，不可部份複製。

Test Mode	IEEE 802.11n HT20 High CH	Temp/Hum	19.6(℃)/ 51%RH
Test Item	Harmonic	Test Date	December 6, 2019
Polarize	Vertical	Test Engineer	Jerry Chang
Detector	Peak		

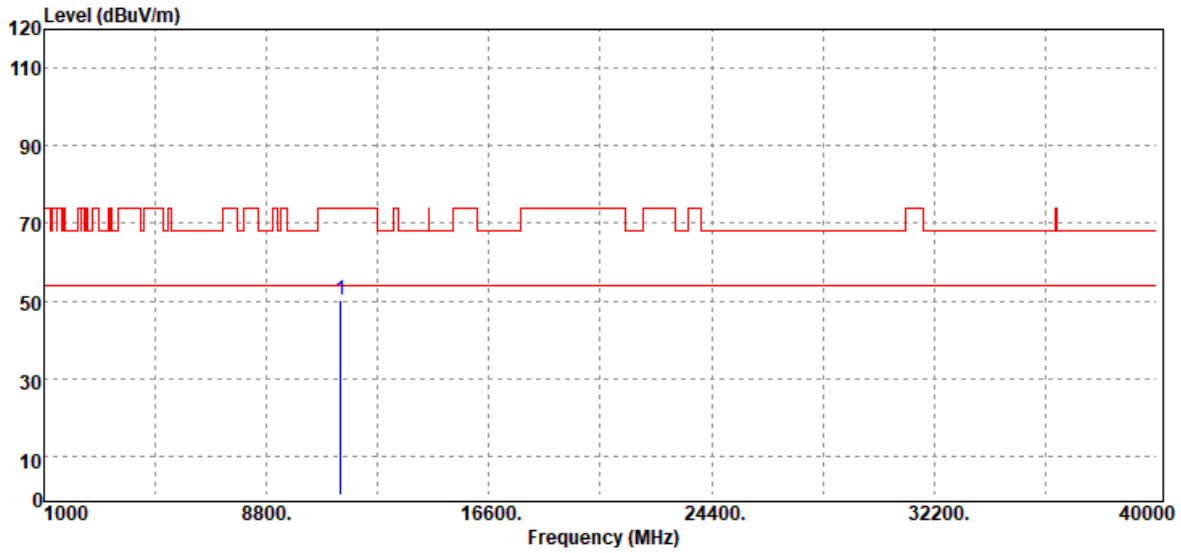

Freq. MHz	Detector Mode PK/QP/AV	Spectrum Reading Level dBµV	Factor dB	Actual FS dBµV/m	Limit @3m dBµV/m	Margin dB
11400.00	Peak	34.13	15.94	50.07	74.00	-23.93
N/A						

Remark:

1. *Measuring frequencies from 1 GHz to the 10th harmonic of highest fundamental frequency.*
2. *For above 1GHz,the EUT peak value was under average limit, therefore the Average value compliance with the average limit*

This document cannot be reproduced except in full, without prior written approval of the Company. 本報告未經本公司書面許可，不可部份複製。

Test Mode	IEEE 802.11n HT20 High CH	Temp/Hum	19.6(℃)/ 51%RH
Test Item	Harmonic	Test Date	December 6, 2019
Polarize	Horizontal	Test Engineer	Jerry Chang
Detector	Peak		

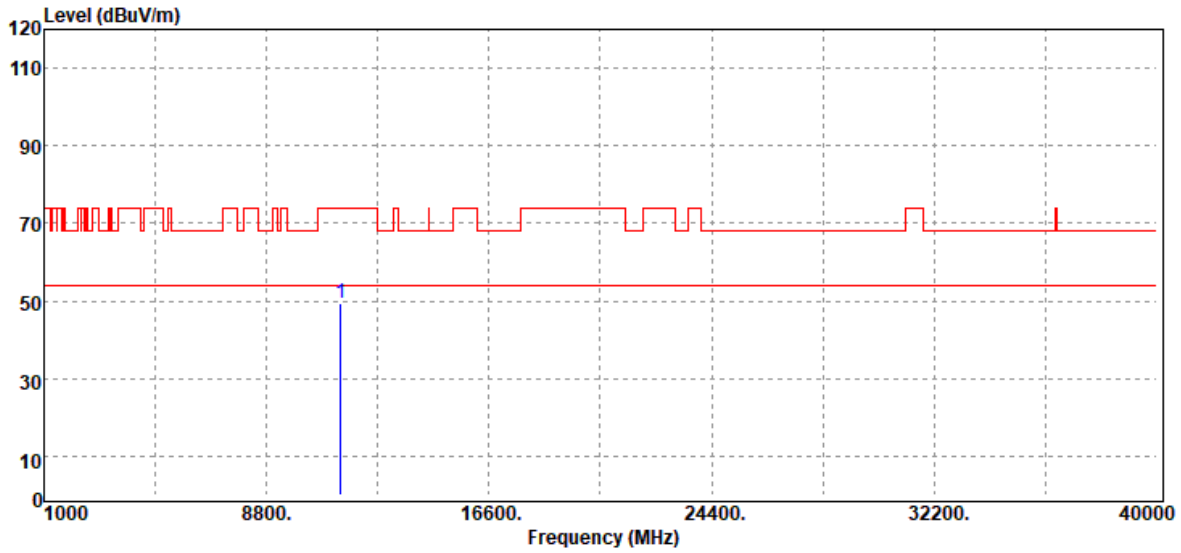

Freq. MHz	Detector Mode PK/QP/AV	Spectrum Reading Level dBµV	Factor dB	Actual FS dBµV/m	Limit @3m dBµV/m	Margin dB
11400.00	Peak	33.54	15.94	49.48	74.00	-24.52
N/A						

Remark:

1. *Measuring frequencies from 1 GHz to the 10th harmonic of highest fundamental frequency.*
2. *For above 1GHz,the EUT peak value was under average limit, therefore the Average value compliance with the average limit*

This document cannot be reproduced except in full, without prior written approval of the Company. 本報告未經本公司書面許可，不可部份複製。

Above 1G Test Data for UNII-2c

Test Mode	IEEE 802.11n HT40 Low CH	Temp/Hum	19.6(℃)/ 51%RH
Test Item	Harmonic	Test Date	December 6, 2019
Polarize	Vertical	Test Engineer	Jerry Chang
Detector	Peak		

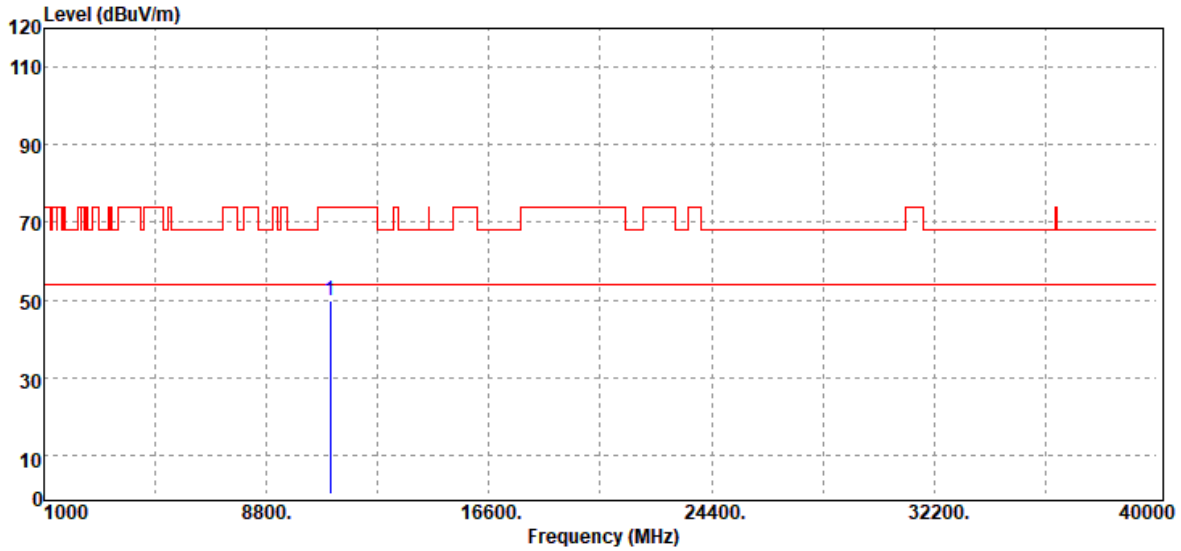

Freq. MHz	Detector Mode PK/QP/AV	Spectrum Reading Level dBµV	Factor dB	Actual FS dBµV/m	Limit @3m dBµV/m	Margin dB
11020.00	Peak	33.96	15.84	49.80	74.00	-24.20
N/A						

Remark:

1. *Measuring frequencies from 1 GHz to the 10th harmonic of highest fundamental frequency.*
2. *For above 1GHz,the EUT peak value was under average limit, therefore the Average value compliance with the average limit*

This document cannot be reproduced except in full, without prior written approval of the Company. 本報告未經本公司書面許可，不可部份複製。

Test Mode	IEEE 802.11n HT40 Low CH	Temp/Hum	19.6(℃)/ 51%RH
Test Item	Harmonic	Test Date	December 6, 2019
Polarize	Horizontal	Test Engineer	Jerry Chang
Detector	Peak		

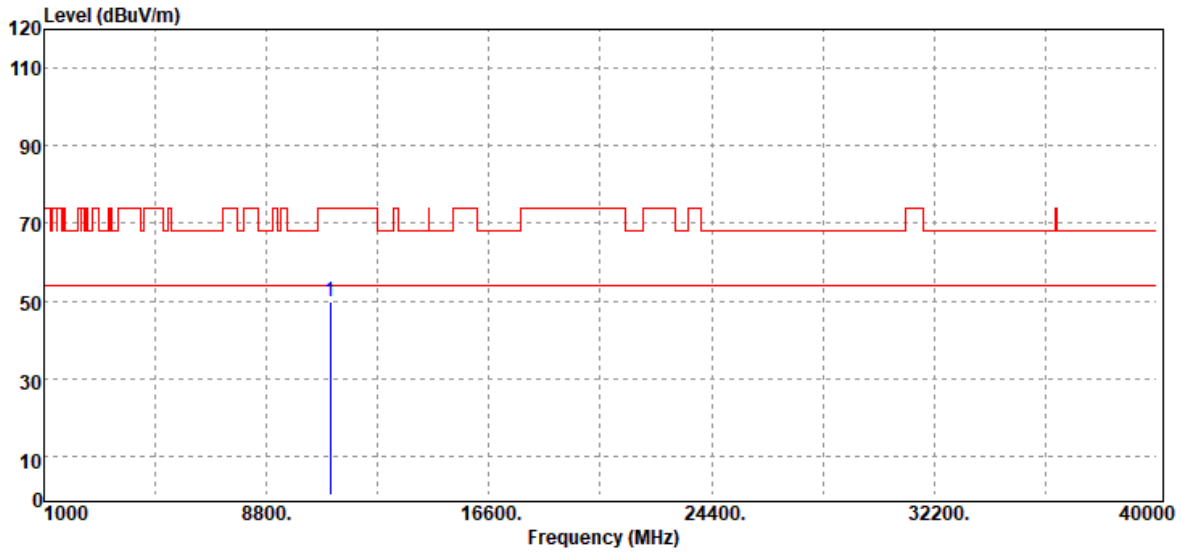

Freq. MHz	Detector Mode PK/QP/AV	Spectrum Reading Level dBµV	Factor dB	Actual FS dBµV/m	Limit @3m dBµV/m	Margin dB
11020.00	Peak	33.79	15.84	49.63	74.00	-24.37
N/A						

Remark:

1. *Measuring frequencies from 1 GHz to the 10th harmonic of highest fundamental frequency.*
2. *For above 1GHz,the EUT peak value was under average limit, therefore the Average value compliance with the average limit*

This document cannot be reproduced except in full, without prior written approval of the Company. 本報告未經本公司書面許可，不可部份複製。

Test Mode	IEEE 802.11n HT40 Mid CH	Temp/Hum	19.6(℃)/ 51%RH
Test Item	Harmonic	Test Date	December 6, 2019
Polarize	Vertical	Test Engineer	Jerry Chang
Detector	Peak		

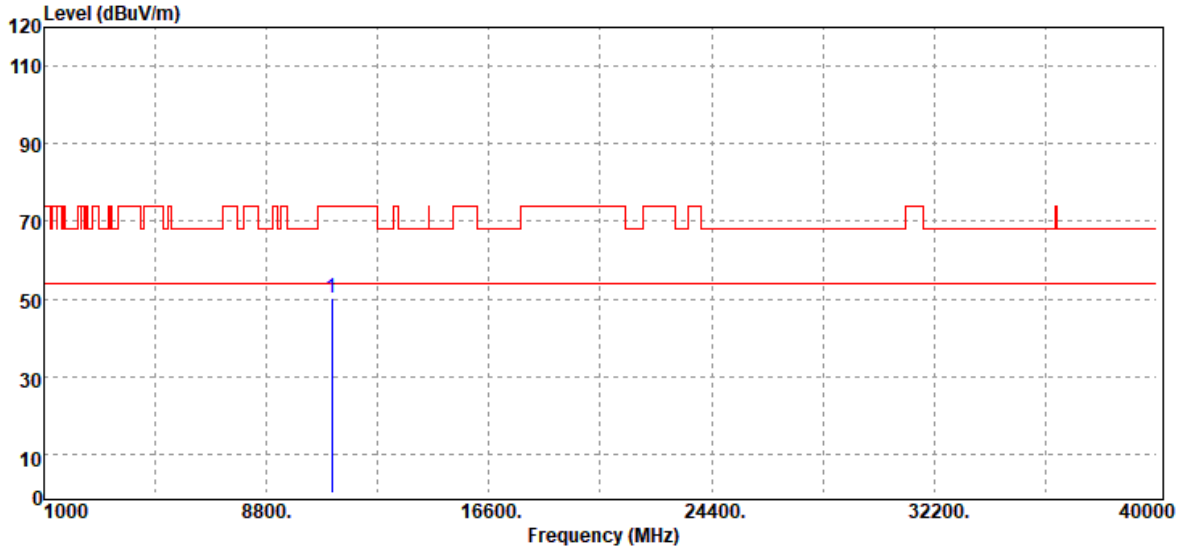

Freq. MHz	Detector Mode PK/QP/AV	Spectrum Reading Level dBµV	Factor dB	Actual FS dBµV/m	Limit @3m dBµV/m	Margin dB
11100.00	Peak	33.91	16.39	50.30	74.00	-23.70
N/A						

Remark:

1. *Measuring frequencies from 1 GHz to the 10th harmonic of highest fundamental frequency.*
2. *For above 1GHz,the EUT peak value was under average limit, therefore the Average value compliance with the average limit*

This document cannot be reproduced except in full, without prior written approval of the Company. 本報告未經本公司書面許可，不可部份複製。

Test Mode	IEEE 802.11n HT40 Mid CH	Temp/Hum	19.6(℃)/ 51%RH
Test Item	Harmonic	Test Date	December 6, 2019
Polarize	Horizontal	Test Engineer	Jerry Chang
Detector	Peak		

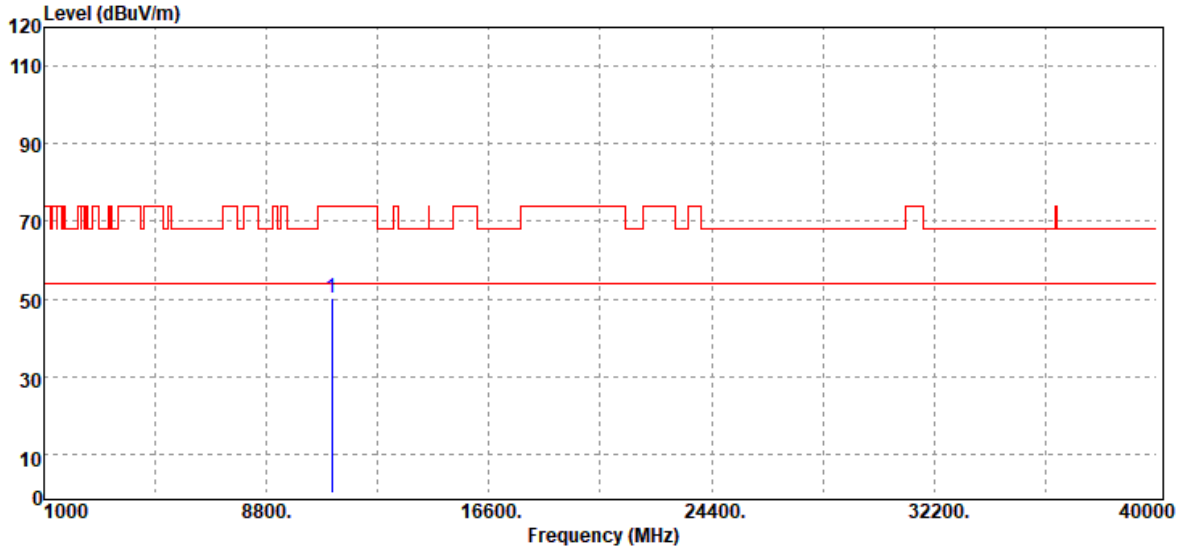

Freq. MHz	Detector Mode PK/QP/AV	Spectrum Reading Level dBµV	Factor dB	Actual FS dBµV/m	Limit @3m dBµV/m	Margin dB
11100.00	Peak	34.01	16.39	50.40	74.00	-23.60
N/A						

Remark:

1. *Measuring frequencies from 1 GHz to the 10th harmonic of highest fundamental frequency.*
2. *For above 1GHz,the EUT peak value was under average limit, therefore the Average value compliance with the average limit*

This document cannot be reproduced except in full, without prior written approval of the Company. 本報告未經本公司書面許可，不可部份複製。

Test Mode	IEEE 802.11n HT40 High CH	Temp/Hum	19.6(℃)/ 51%RH
Test Item	Harmonic	Test Date	December 6, 2019
Polarize	Vertical	Test Engineer	Jerry Chang
Detector	Peak		

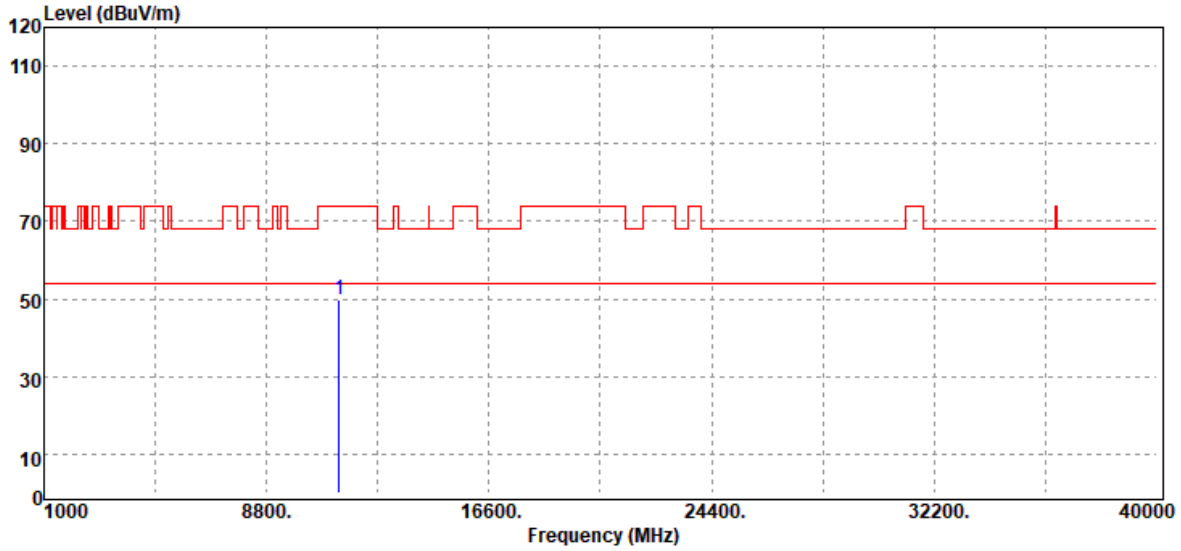

Freq. MHz	Detector Mode PK/QP/AV	Spectrum Reading Level dBµV	Factor dB	Actual FS dBµV/m	Limit @3m dBµV/m	Margin dB
11340.00	Peak	34.00	15.99	49.99	74.00	-24.01
N/A						

Remark:

1. *Measuring frequencies from 1 GHz to the 10th harmonic of highest fundamental frequency.*
2. *For above 1GHz,the EUT peak value was under average limit, therefore the Average value compliance with the average limit*

This document cannot be reproduced except in full, without prior written approval of the Company. 本報告未經本公司書面許可，不可部份複製。

Test Mode	IEEE 802.11n HT40 High CH	Temp/Hum	19.6(℃)/ 51%RH
Test Item	Harmonic	Test Date	December 6, 2019
Polarize	Horizontal	Test Engineer	Jerry Chang
Detector	Peak		

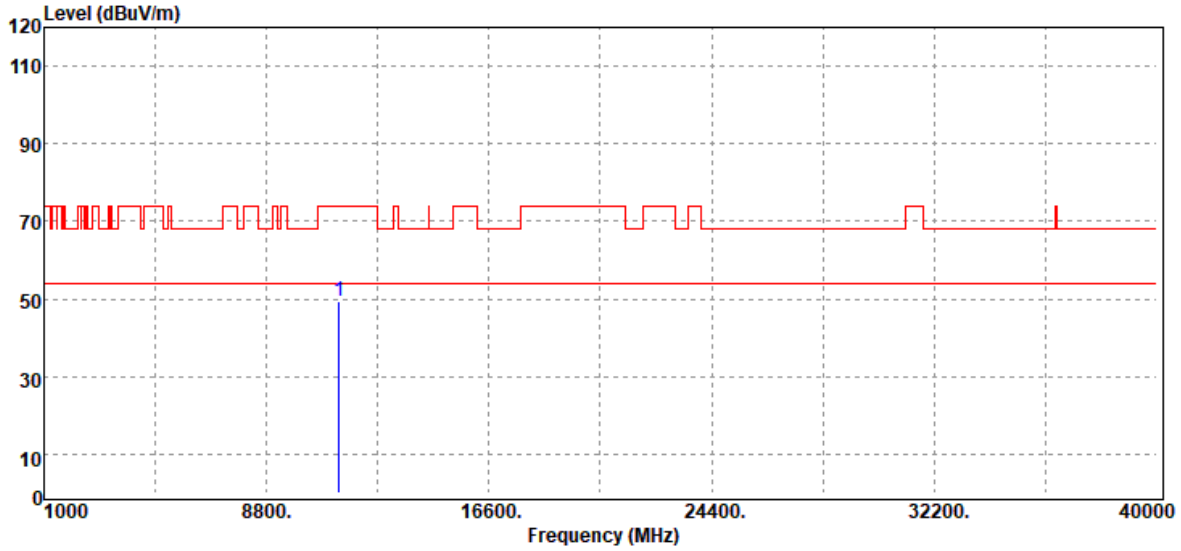

Freq. MHz	Detector Mode PK/QP/AV	Spectrum Reading Level dBµV	Factor dB	Actual FS dBµV/m	Limit @3m dBµV/m	Margin dB
11340.00	Peak	33.57	15.99	49.56	74.00	-24.44
N/A						

Remark:

1. *Measuring frequencies from 1 GHz to the 10th harmonic of highest fundamental frequency.*
2. *For above 1GHz,the EUT peak value was under average limit, therefore the Average value compliance with the average limit*

This document cannot be reproduced except in full, without prior written approval of the Company. 本報告未經本公司書面許可，不可部份複製。

Above 1G Test Data for UNII-2c

Test Mode	IEEE 802.11ac VHT80 Mid CH	Temp/Hum	19.6(℃)/ 51%RH
Test Item	Harmonic	Test Date	December 5, 2019
Polarize	Vertical	Test Engineer	Jerry Chang
Detector	Peak		

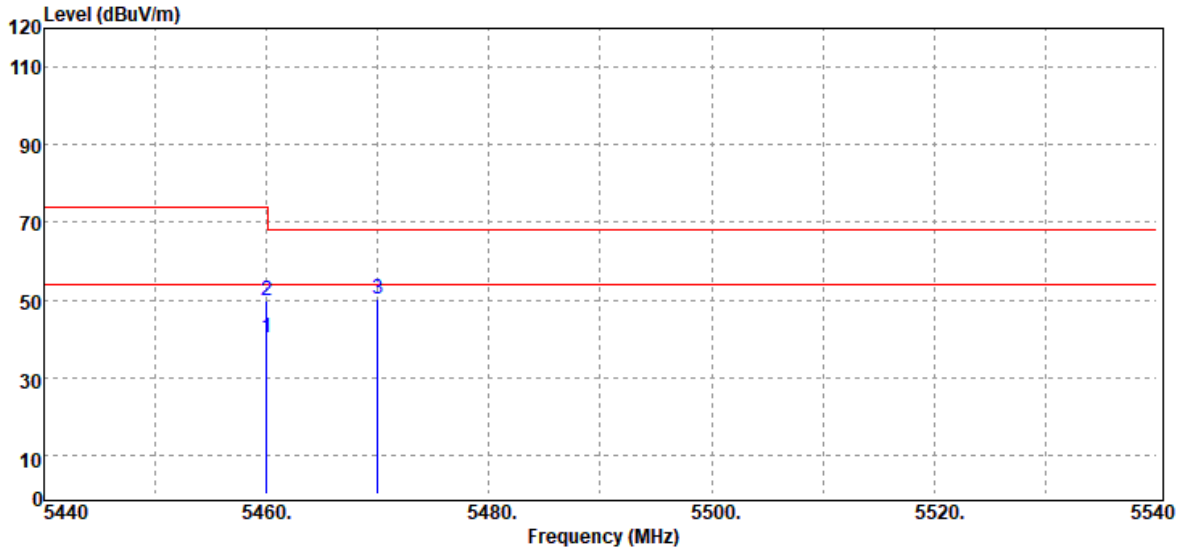

Freq. MHz	Detector Mode PK/QP/AV	Spectrum Reading Level dBµV	Factor dB	Actual FS dBµV/m	Limit @3m dBµV/m	Margin dB
5460.00	Average	34.50	5.63	40.13	54.00	-13.87
5460.00	Peak	44.36	5.63	49.99	74.00	-24.01
5470.00	Peak	44.69	5.65	50.34	68.20	-17.86
N/A						

Remark:

1. *Measuring frequencies from 1 GHz to the 10th harmonic of highest fundamental frequency.*
2. *For above 1GHz,the EUT peak value was under average limit, therefore the Average value compliance with the average limit*

This document cannot be reproduced except in full, without prior written approval of the Company. 本報告未經本公司書面許可，不可部份複製。

Test Mode	IEEE 802.11ac VHT80 Mid CH	Temp/Hum	19.6(℃)/ 51%RH
Test Item	Harmonic	Test Date	December 5, 2019
Polarize	Horizontal	Test Engineer	Jerry Chang
Detector	Peak		

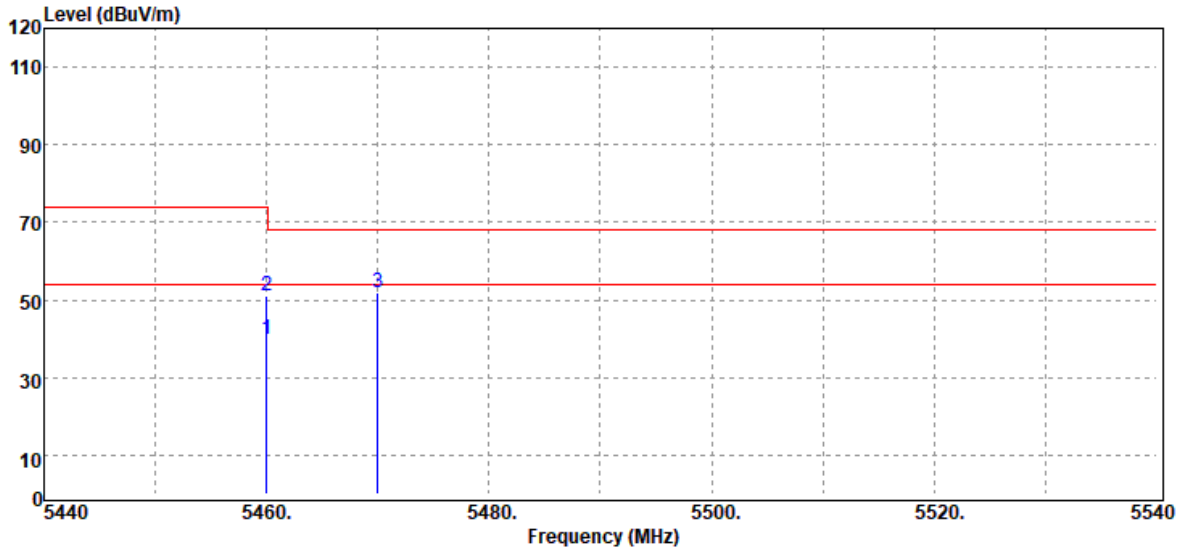

Freq. MHz	Detector Mode PK/QP/AV	Spectrum Reading Level dBµV	Factor dB	Actual FS dBµV/m	Limit @3m dBµV/m	Margin dB
5460.00	Average	34.21	5.63	39.84	54.00	-14.16
5460.00	Peak	45.37	5.63	51.00	74.00	-23.00
5470.00	Peak	46.10	5.65	51.75	68.20	-16.45
N/A						

Remark:

1. *Measuring frequencies from 1 GHz to the 10th harmonic of highest fundamental frequency.*
2. *For above 1GHz,the EUT peak value was under average limit, therefore the Average value compliance with the average limit*

This document cannot be reproduced except in full, without prior written approval of the Company. 本報告未經本公司書面許可，不可部份複製。

Above 1G Test Data for UNII-3

Test Mode	IEEE 802.11a Low CH	Temp/Hum	19.6(℃)/ 51%RH
Test Item	Harmonic	Test Date	December 6, 2019
Polarize	Vertical	Test Engineer	Jerry Chang
Detector	Peak		

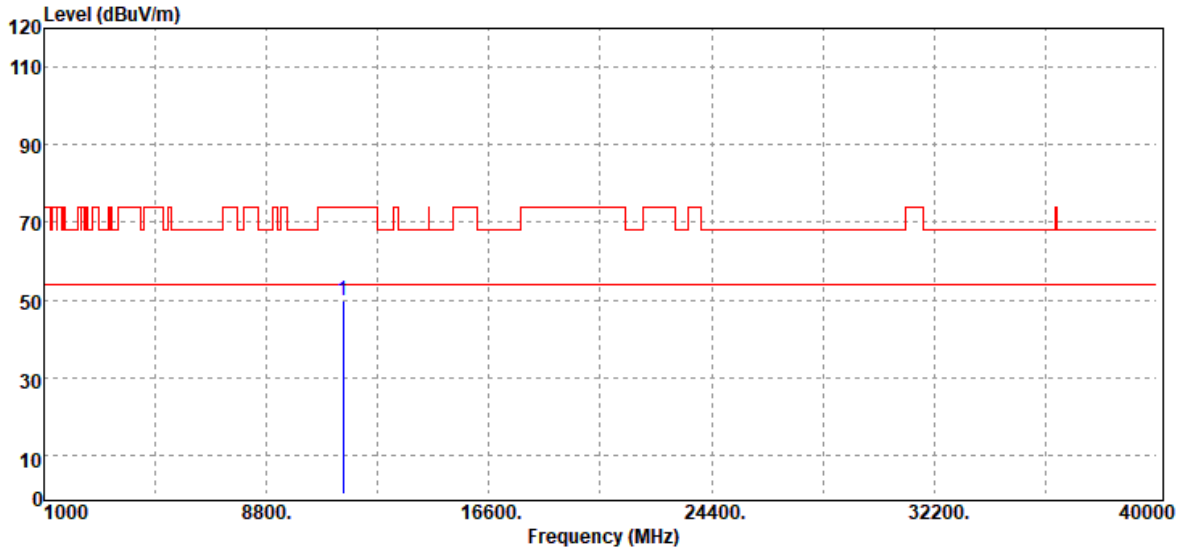

Freq. MHz	Detector Mode PK/QP/AV	Spectrum Reading Level dBµV	Factor dB	Actual FS dBµV/m	Limit @3m dBµV/m	Margin dB
11490.00	Peak	34.43	15.57	50.00	74.00	-24.00
N/A						

Remark:

1. *Measuring frequencies from 1 GHz to the 10th harmonic of highest fundamental frequency.*
2. *For above 1GHz,the EUT peak value was under average limit, therefore the Average value compliance with the average limit*

This document cannot be reproduced except in full, without prior written approval of the Company. 本報告未經本公司書面許可，不可部份複製。

Test Mode	IEEE 802.11a Low CH	Temp/Hum	19.6(℃)/ 51%RH
Test Item	Harmonic	Test Date	December 6, 2019
Polarize	Horizontal	Test Engineer	Jerry Chang
Detector	Peak		

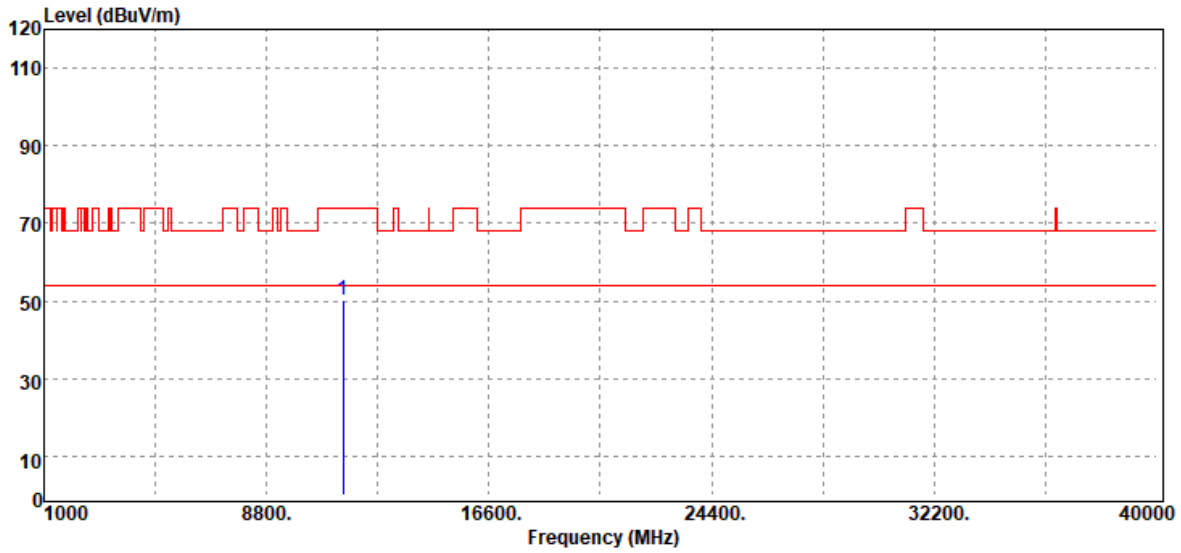

Freq. MHz	Detector Mode PK/QP/AV	Spectrum Reading Level dBμV	Factor dB	Actual FS dBμV/m	Limit @3m dBμV/m	Margin dB
11490.00	Peak	34.69	15.57	50.26	74.00	-23.74
N/A						

Remark:

1. *Measuring frequencies from 1 GHz to the 10th harmonic of highest fundamental frequency.*
2. *For above 1GHz,the EUT peak value was under average limit, therefore the Average value compliance with the average limit*

This document cannot be reproduced except in full, without prior written approval of the Company. 本報告未經本公司書面許可，不可部份複製。

Test Mode	IEEE 802.11a Mid CH	Temp/Hum	19.6(℃)/ 51%RH
Test Item	Harmonic	Test Date	December 6, 2019
Polarize	Vertical	Test Engineer	Jerry Chang
Detector	Peak		

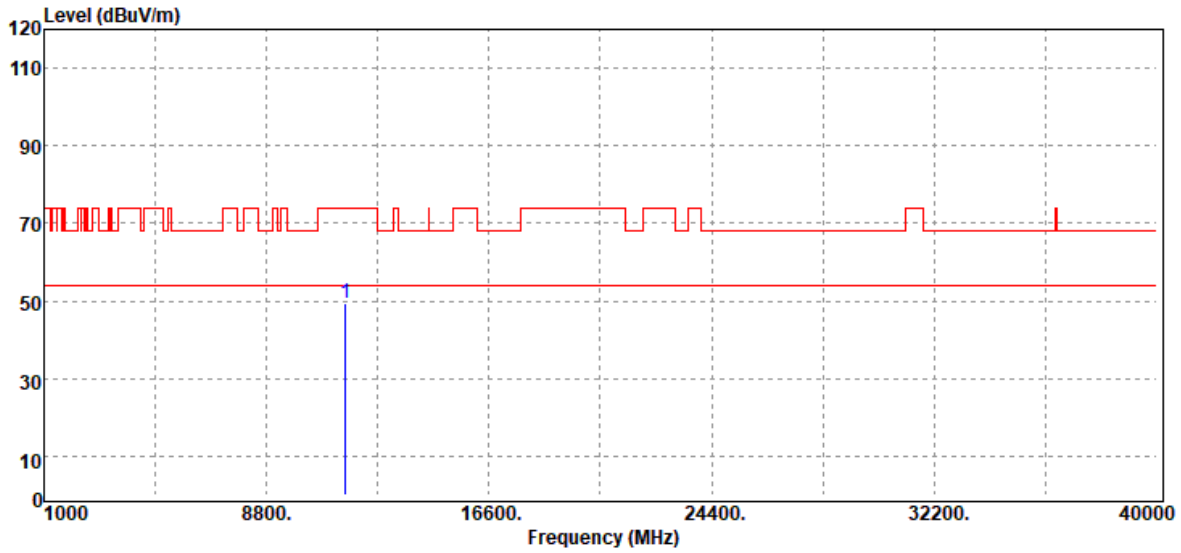

Freq. MHz	Detector Mode PK/QP/AV	Spectrum Reading Level dBµV	Factor dB	Actual FS dBµV/m	Limit @3m dBµV/m	Margin dB
11570.00	Peak	33.81	15.50	49.31	74.00	-24.69
N/A						

Remark:

1. *Measuring frequencies from 1 GHz to the 10th harmonic of highest fundamental frequency.*
2. *For above 1GHz,the EUT peak value was under average limit, therefore the Average value compliance with the average limit*

This document cannot be reproduced except in full, without prior written approval of the Company. 本報告未經本公司書面許可，不可部份複製。

Test Mode	IEEE 802.11a Mid CH	Temp/Hum	19.6(℃)/ 51%RH
Test Item	Harmonic	Test Date	December 6, 2019
Polarize	Horizontal	Test Engineer	Jerry Chang
Detector	Peak		

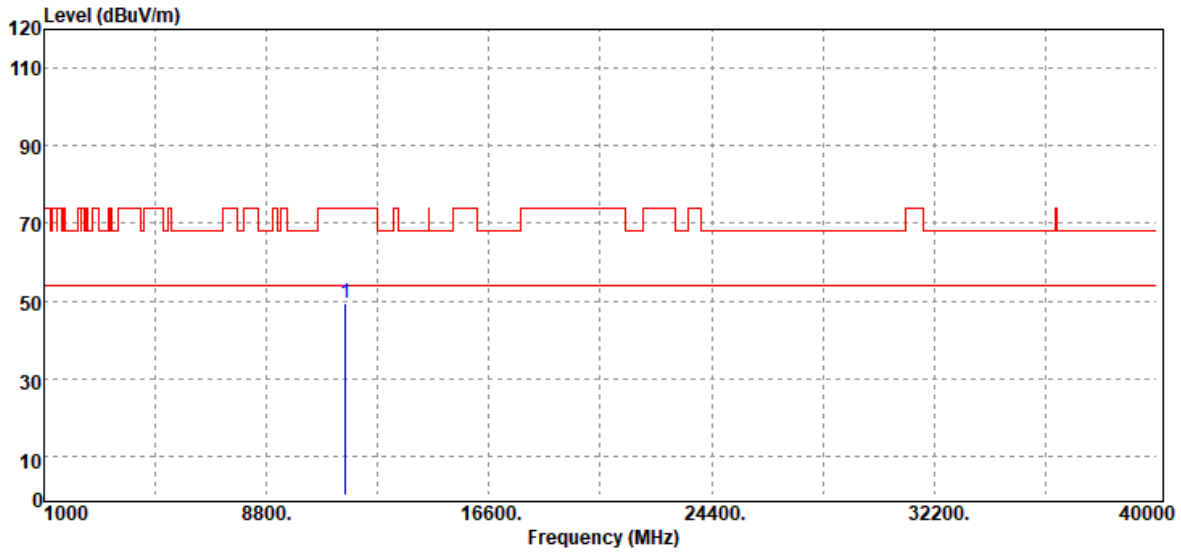

Freq. MHz	Detector Mode PK/QP/AV	Spectrum Reading Level dBμV	Factor dB	Actual FS dBμV/m	Limit @3m dBμV/m	Margin dB
11570.00	Peak	33.94	15.50	49.44	74.00	-24.56
N/A						

Remark:

1. *Measuring frequencies from 1 GHz to the 10th harmonic of highest fundamental frequency.*
2. *For above 1GHz,the EUT peak value was under average limit, therefore the Average value compliance with the average limit*

This document cannot be reproduced except in full, without prior written approval of the Company. 本報告未經本公司書面許可，不可部份複製。

Test Mode	IEEE 802.11a High CH	Temp/Hum	19.6(℃)/ 51%RH
Test Item	Harmonic	Test Date	December 6, 2019
Polarize	Vertical	Test Engineer	Jerry Chang
Detector	Peak		

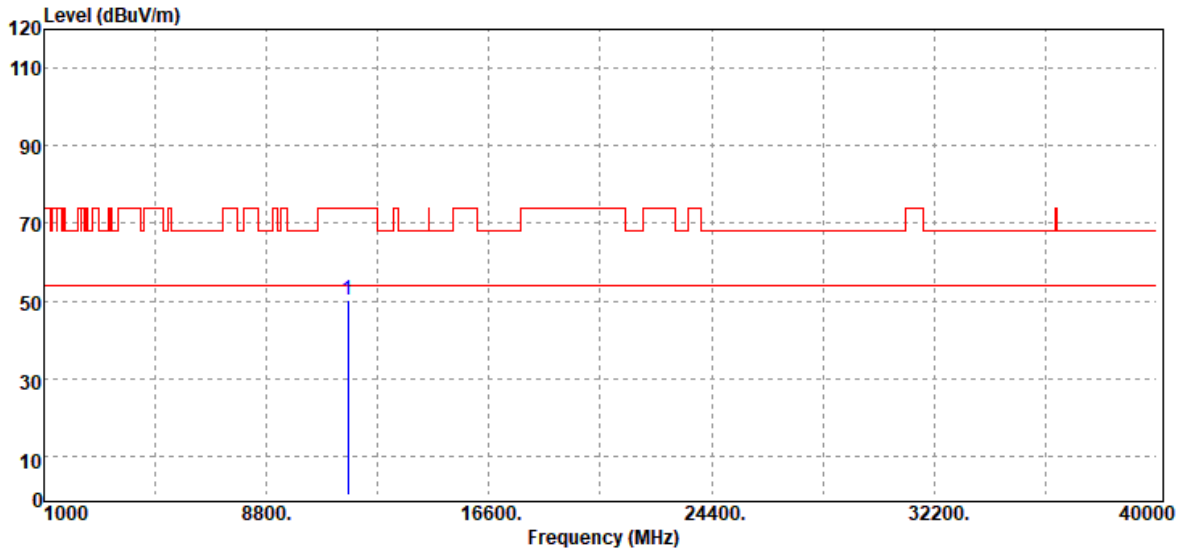

Freq. MHz	Detector Mode PK/QP/AV	Spectrum Reading Level dBµV	Factor dB	Actual FS dBµV/m	Limit @3m dBµV/m	Margin dB
11650.00	Peak	34.67	15.53	50.20	74.00	-23.80
N/A						

Remark:

1. *Measuring frequencies from 1 GHz to the 10th harmonic of highest fundamental frequency.*
2. *For above 1GHz,the EUT peak value was under average limit, therefore the Average value compliance with the average limit*

This document cannot be reproduced except in full, without prior written approval of the Company. 本報告未經本公司書面許可，不可部份複製。

Test Mode	IEEE 802.11a High CH	Temp/Hum	19.6(℃)/ 51%RH
Test Item	Harmonic	Test Date	December 6, 2019
Polarize	Horizontal	Test Engineer	Jerry Chang
Detector	Peak		

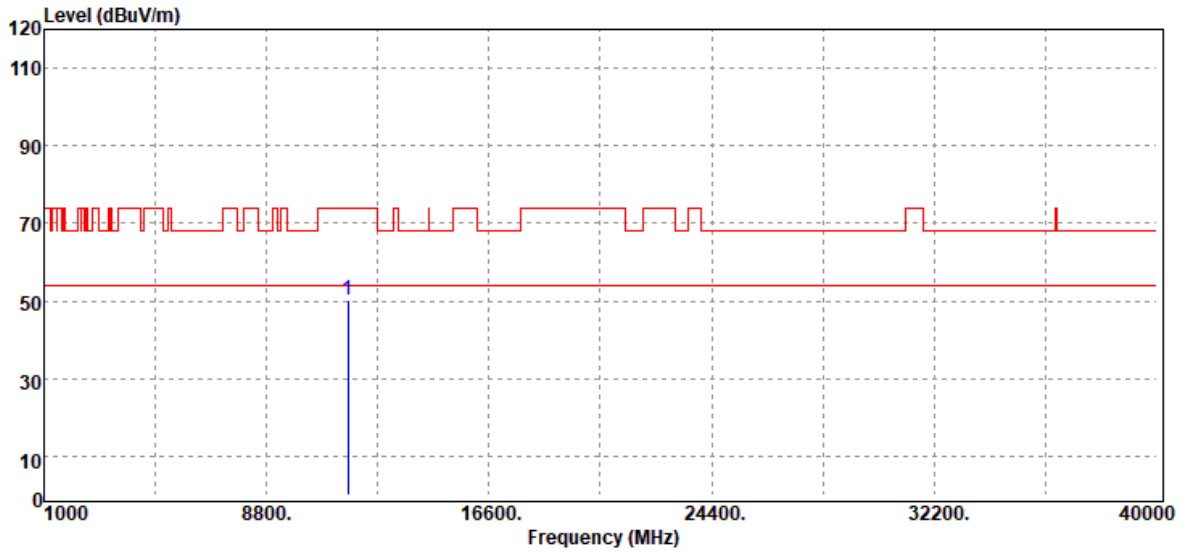

Freq. MHz	Detector Mode PK/QP/AV	Spectrum Reading Level dBµV	Factor dB	Actual FS dBµV/m	Limit @3m dBµV/m	Margin dB
11650.00	Peak	34.79	15.53	50.32	74.00	-23.68
N/A						

Remark:

1. *Measuring frequencies from 1 GHz to the 10th harmonic of highest fundamental frequency.*
2. *For above 1GHz,the EUT peak value was under average limit, therefore the Average value compliance with the average limit*

This document cannot be reproduced except in full, without prior written approval of the Company. 本報告未經本公司書面許可，不可部份複製。

Above 1G Test Data for UNII-3

Test Mode	IEEE 802.11n HT20 Low CH	Temp/Hum	19.6(℃)/ 51%RH
Test Item	Harmonic	Test Date	December 6, 2019
Polarize	Vertical	Test Engineer	Jerry Chang
Detector	Peak		

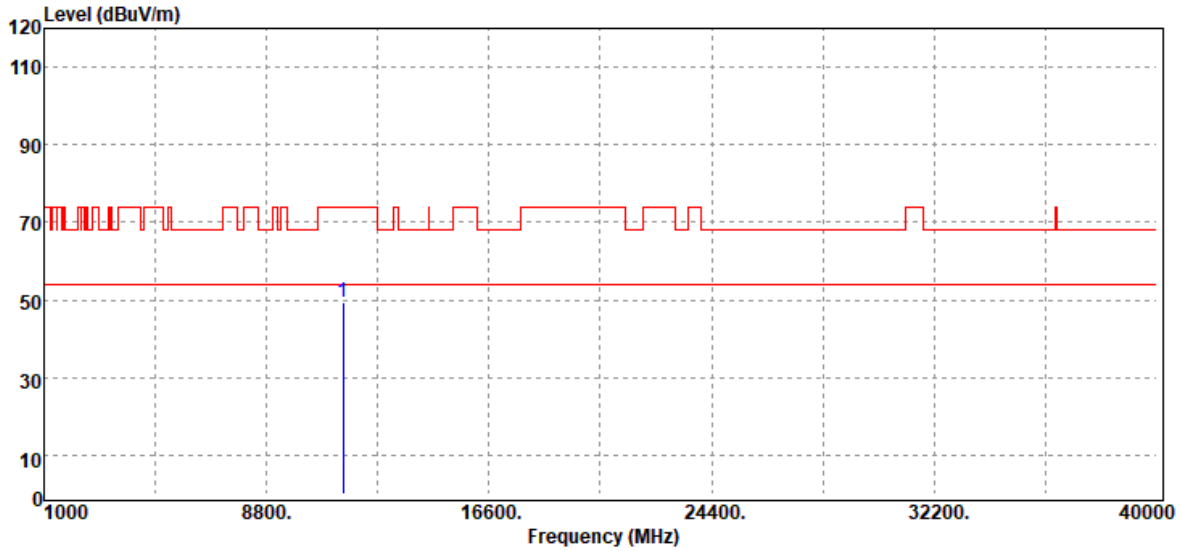

Freq. MHz	Detector Mode PK/QP/AV	Spectrum Reading Level dBµV	Factor dB	Actual FS dBµV/m	Limit @3m dBµV/m	Margin dB
11490.00	Peak	33.81	15.57	49.38	74.00	-24.62
N/A						

Remark:

1. *Measuring frequencies from 1 GHz to the 10th harmonic of highest fundamental frequency.*
2. *For above 1GHz,the EUT peak value was under average limit, therefore the Average value compliance with the average limit*

This document cannot be reproduced except in full, without prior written approval of the Company. 本報告未經本公司書面許可，不可部份複製。

Test Mode	IEEE 802.11n HT20 Low CH	Temp/Hum	19.6(℃)/ 51%RH
Test Item	Harmonic	Test Date	December 6, 2019
Polarize	Horizontal	Test Engineer	Jerry Chang
Detector	Peak		

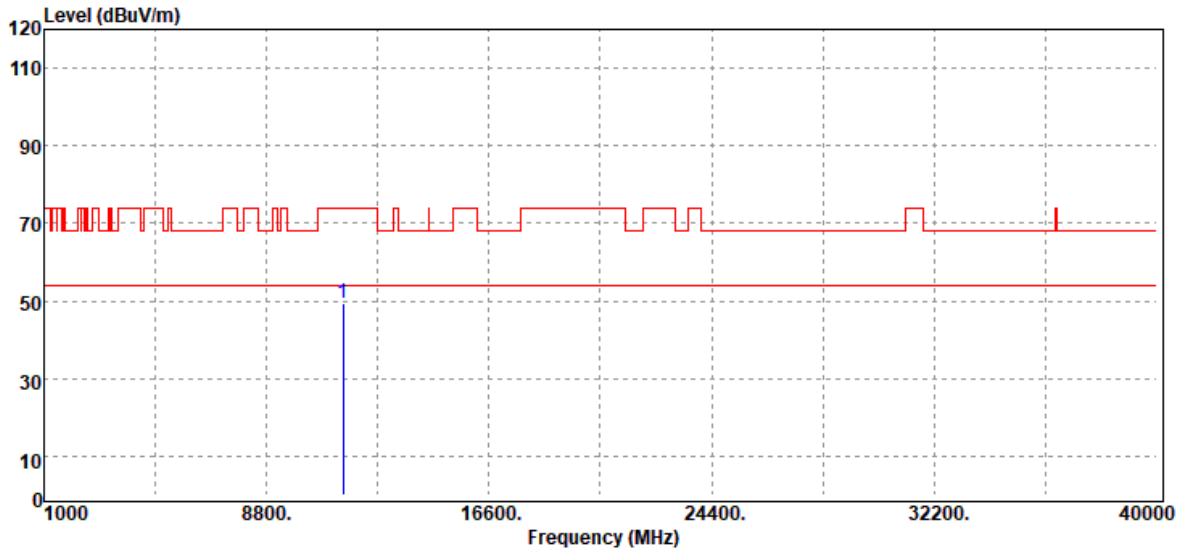

Freq. MHz	Detector Mode PK/QP/AV	Spectrum Reading Level dBµV	Factor dB	Actual FS dBµV/m	Limit @3m dBµV/m	Margin dB
11490.00	Peak	33.99	15.57	49.56	74.00	-24.44
N/A						

Remark:

1. *Measuring frequencies from 1 GHz to the 10th harmonic of highest fundamental frequency.*
2. *For above 1GHz,the EUT peak value was under average limit, therefore the Average value compliance with the average limit*

This document cannot be reproduced except in full, without prior written approval of the Company. 本報告未經本公司書面許可，不可部份複製。

Test Mode	IEEE 802.11n HT20 Mid CH	Temp/Hum	19.6(℃)/ 51%RH
Test Item	Harmonic	Test Date	December 6, 2019
Polarize	Vertical	Test Engineer	Jerry Chang
Detector	Peak		

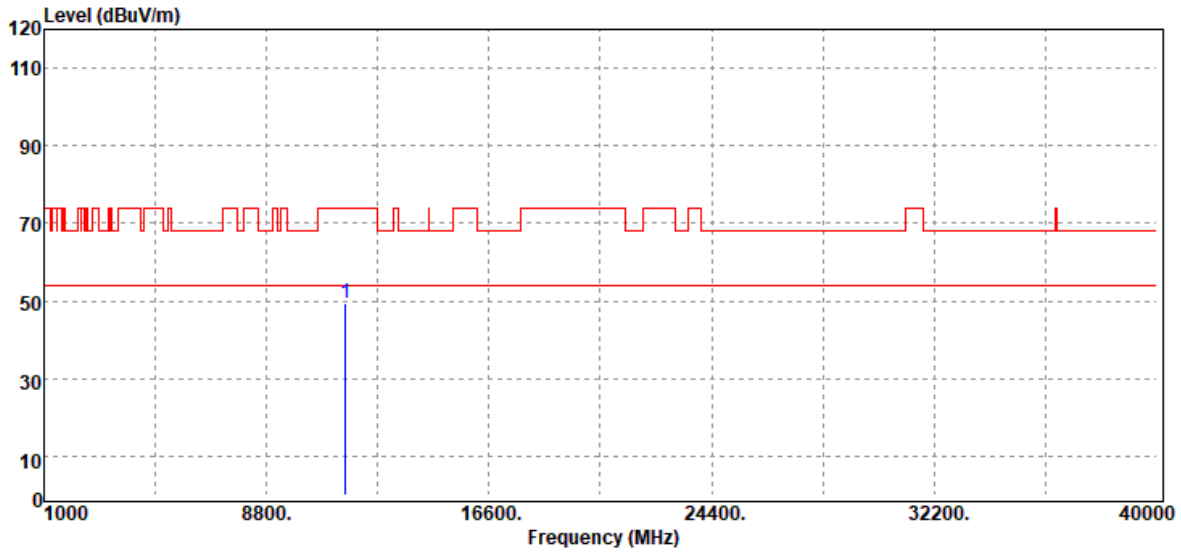

Freq. MHz	Detector Mode PK/QP/AV	Spectrum Reading Level dBµV	Factor dB	Actual FS dBµV/m	Limit @3m dBµV/m	Margin dB
11570.00	Peak	33.95	15.50	49.45	74.00	-24.55
N/A						

Remark:

1. *Measuring frequencies from 1 GHz to the 10th harmonic of highest fundamental frequency.*
2. *For above 1GHz,the EUT peak value was under average limit, therefore the Average value compliance with the average limit*

This document cannot be reproduced except in full, without prior written approval of the Company. 本報告未經本公司書面許可，不可部份複製。

Test Mode	IEEE 802.11n HT20 Mid CH	Temp/Hum	19.6(℃)/ 51%RH
Test Item	Harmonic	Test Date	December 6, 2019
Polarize	Horizontal	Test Engineer	Jerry Chang
Detector	Peak		

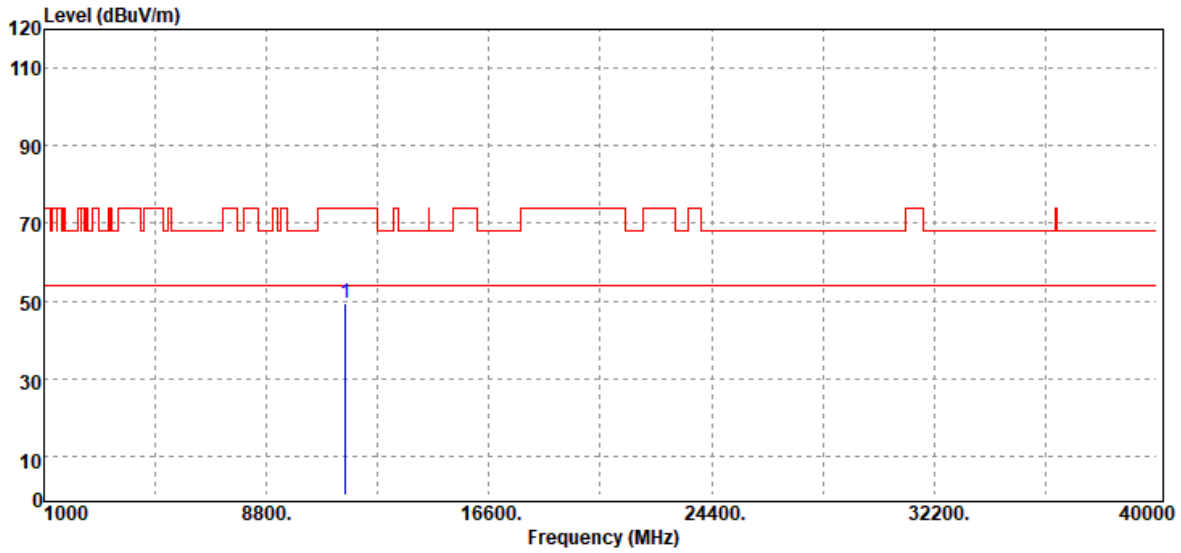

Freq. MHz	Detector Mode PK/QP/AV	Spectrum Reading Level dBμV	Factor dB	Actual FS dBμV/m	Limit @3m dBμV/m	Margin dB
11570.00	Peak	33.85	15.50	49.35	74.00	-24.65
N/A						

Remark:

1. *Measuring frequencies from 1 GHz to the 10th harmonic of highest fundamental frequency.*
2. *For above 1GHz,the EUT peak value was under average limit, therefore the Average value compliance with the average limit*

This document cannot be reproduced except in full, without prior written approval of the Company. 本報告未經本公司書面許可，不可部份複製。

Test Mode	IEEE 802.11n HT20 High CH	Temp/Hum	19.6(℃)/ 51%RH
Test Item	Harmonic	Test Date	December 6, 2019
Polarize	Vertical	Test Engineer	Jerry Chang
Detector	Peak		

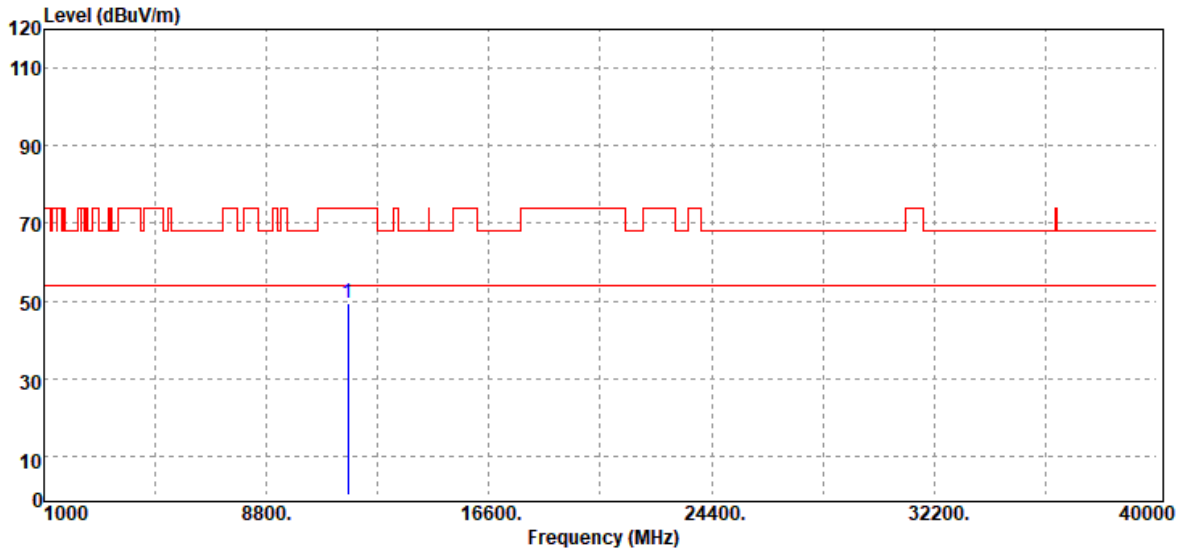

Freq. MHz	Detector Mode PK/QP/AV	Spectrum Reading Level dBμV	Factor dB	Actual FS dBμV/m	Limit @3m dBμV/m	Margin dB
11650.00	Peak	33.97	15.53	49.50	74.00	-24.50
N/A						

Remark:

1. *Measuring frequencies from 1 GHz to the 10th harmonic of highest fundamental frequency.*
2. *For above 1GHz,the EUT peak value was under average limit, therefore the Average value compliance with the average limit*

This document cannot be reproduced except in full, without prior written approval of the Company. 本報告未經本公司書面許可，不可部份複製。

Test Mode	IEEE 802.11n HT20 High CH	Temp/Hum	19.6(℃)/ 51%RH
Test Item	Harmonic	Test Date	December 6, 2019
Polarize	Horizontal	Test Engineer	Jerry Chang
Detector	Peak		

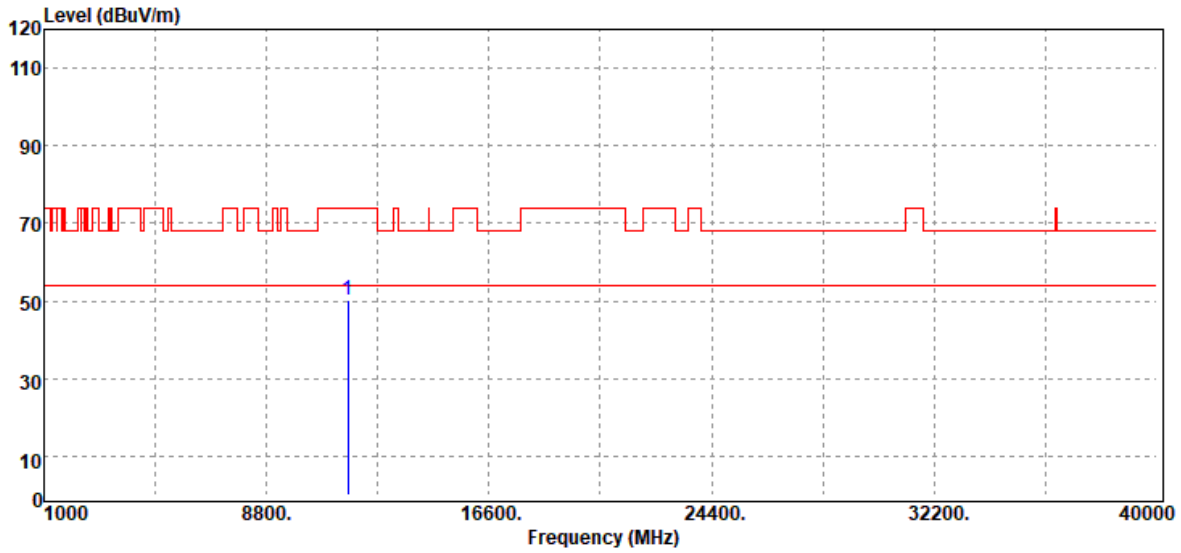

Freq. MHz	Detector Mode PK/QP/AV	Spectrum Reading Level dBµV	Factor dB	Actual FS dBµV/m	Limit @3m dBµV/m	Margin dB
11650.00	Peak	34.66	15.53	50.19	74.00	-23.81
N/A						

Remark:

1. *Measuring frequencies from 1 GHz to the 10th harmonic of highest fundamental frequency.*
2. *For above 1GHz,the EUT peak value was under average limit, therefore the Average value compliance with the average limit*

This document cannot be reproduced except in full, without prior written approval of the Company. 本報告未經本公司書面許可，不可部份複製。

Above 1G Test Data for UNII-3

Test Mode	IEEE 802.11n HT40 Low CH	Temp/Hum	19.6(℃)/ 51%RH
Test Item	Harmonic	Test Date	December 6, 2019
Polarize	Vertical	Test Engineer	Jerry Chang
Detector	Peak		

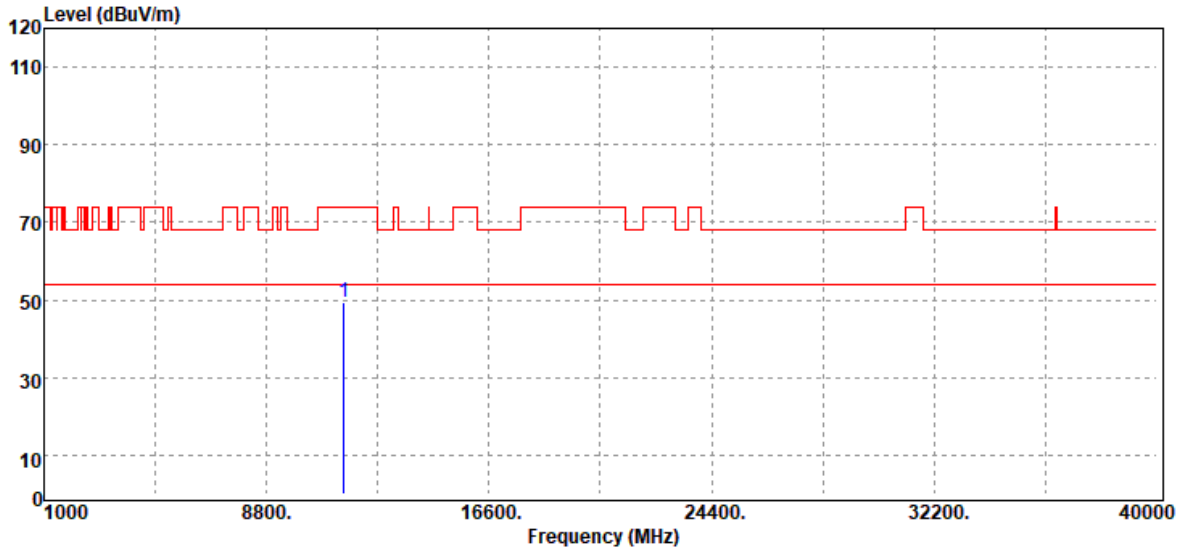

Freq. MHz	Detector Mode PK/QP/AV	Spectrum Reading Level dBµV	Factor dB	Actual FS dBµV/m	Limit @3m dBµV/m	Margin dB
11510.00	Peak	33.98	15.35	49.33	74.00	-24.67
N/A						

Remark:

1. *Measuring frequencies from 1 GHz to the 10th harmonic of highest fundamental frequency.*
2. *For above 1GHz,the EUT peak value was under average limit, therefore the Average value compliance with the average limit*

This document cannot be reproduced except in full, without prior written approval of the Company. 本報告未經本公司書面許可，不可部份複製。

Test Mode	IEEE 802.11n HT40 Low CH	Temp/Hum	19.6(℃)/ 51%RH
Test Item	Harmonic	Test Date	December 6, 2019
Polarize	Horizontal	Test Engineer	Jerry Chang
Detector	Peak		

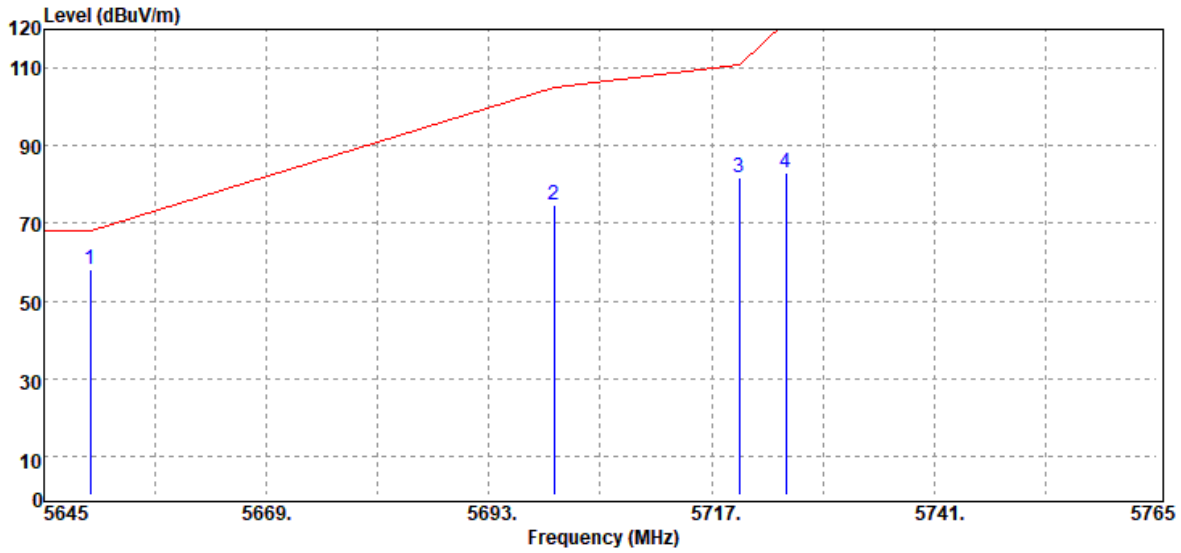

Freq. MHz	Detector Mode PK/QP/AV	Spectrum Reading Level dBµV	Factor dB	Actual FS dBµV/m	Limit @3m dBµV/m	Margin dB
5650.00	Peak	52.28	6.04	58.32	68.20	-9.88
5700.00	Peak	68.44	6.32	74.76	105.20	-30.44
5720.00	Peak	75.44	6.33	81.77	110.80	-29.03
5725.00	Peak	76.85	6.34	83.19	122.20	-39.01
N/A						

Remark:

1. *Measuring frequencies from 1 GHz to the 10th harmonic of highest fundamental frequency.*
2. *For above 1GHz,the EUT peak value was under average limit, therefore the Average value compliance with the average limit*

This document cannot be reproduced except in full, without prior written approval of the Company. 本報告未經本公司書面許可，不可部份複製。

Test Mode	IEEE 802.11n HT40 High CH	Temp/Hum	19.6(℃)/ 51%RH
Test Item	Harmonic	Test Date	December 6, 2019
Polarize	Vertical	Test Engineer	Jerry Chang
Detector	Peak		

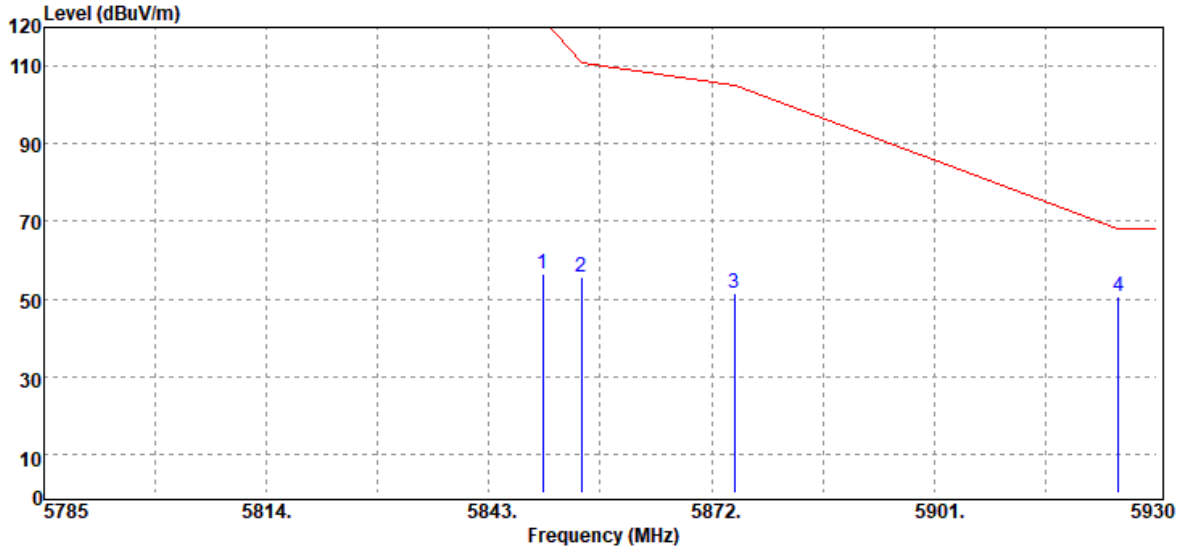

Freq. MHz	Detector Mode PK/QP/AV	Spectrum Reading Level dBµV	Factor dB	Actual FS dBµV/m	Limit @3m dBµV/m	Margin dB
5850.00	Peak	50.06	6.39	56.45	122.20	-65.75
5855.00	Peak	49.13	6.38	55.51	110.80	-55.29
5875.00	Peak	45.10	6.37	51.47	105.20	-53.73
5925.00	Peak	44.38	6.42	50.80	68.20	-17.40
N/A						

Remark:

1. *Measuring frequencies from 1 GHz to the 10th harmonic of highest fundamental frequency.*
2. *For above 1GHz,the EUT peak value was under average limit, therefore the Average value compliance with the average limit*

This document cannot be reproduced except in full, without prior written approval of the Company. 本報告未經本公司書面許可，不可部份複製。

Test Mode	IEEE 802.11n HT40 High CH	Temp/Hum	19.6(℃)/ 51%RH
Test Item	Harmonic	Test Date	December 6, 2019
Polarize	Horizontal	Test Engineer	Jerry Chang
Detector	Peak		

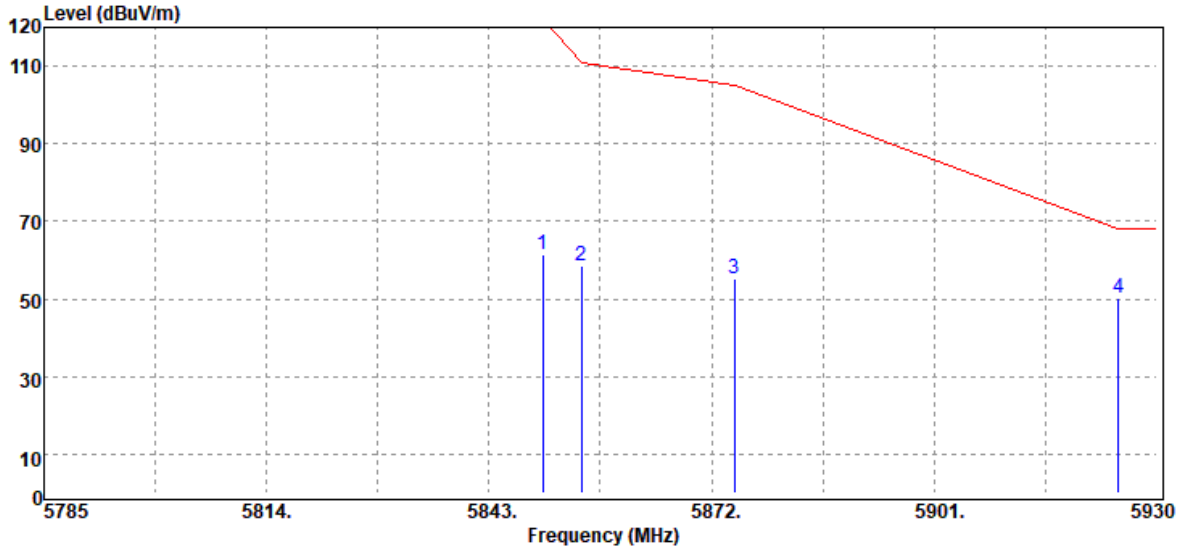

Freq. MHz	Detector Mode PK/QP/AV	Spectrum Reading Level dBµV	Factor dB	Actual FS dBµV/m	Limit @3m dBµV/m	Margin dB
5850.00	Peak	55.25	6.39	61.64	122.20	-60.56
5855.00	Peak	52.10	6.38	58.48	110.80	-52.32
5875.00	Peak	48.81	6.37	55.18	105.20	-50.02
5925.00	Peak	43.83	6.42	50.25	68.20	-17.95
N/A						

Remark:

1. *Measuring frequencies from 1 GHz to the 10th harmonic of highest fundamental frequency.*
2. *For above 1GHz,the EUT peak value was under average limit, therefore the Average value compliance with the average limit*

This document cannot be reproduced except in full, without prior written approval of the Company. 本報告未經本公司書面許可，不可部份複製。

Above 1G Test Data for UNII-3

Test Mode	IEEE 802.11ac VHT80 Low CH	Temp/Hum	19.6(℃)/ 51%RH
Test Item	Harmonic	Test Date	December 6, 2019
Polarize	Vertical	Test Engineer	Jerry Chang
Detector	Peak		

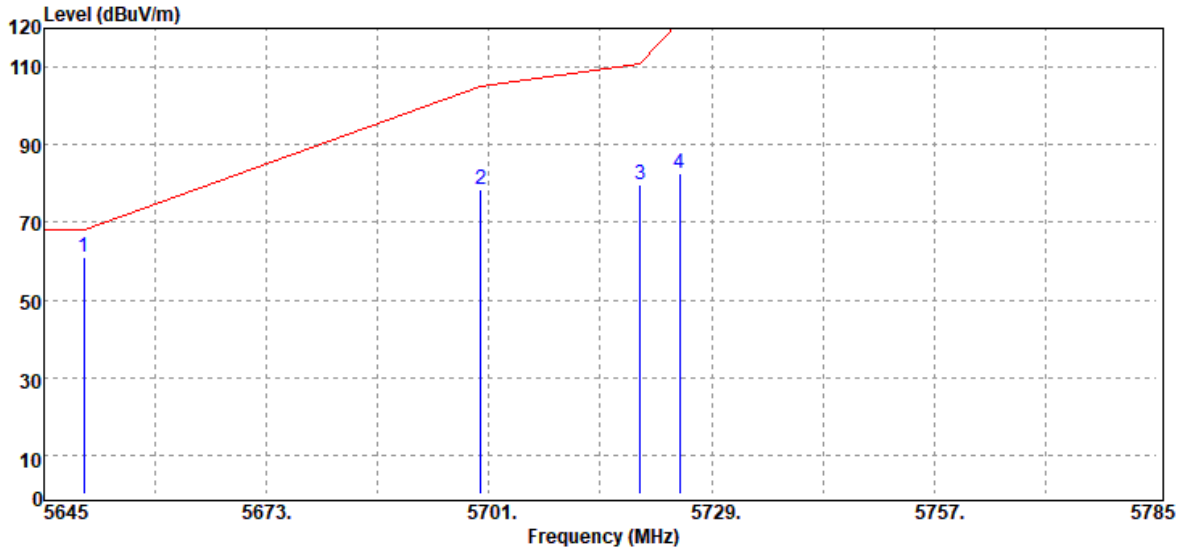

Freq. MHz	Detector Mode PK/QP/AV	Spectrum Reading Level dBµV	Factor dB	Actual FS dBµV/m	Limit @3m dBµV/m	Margin dB
5650.00	Peak	54.84	6.04	60.88	68.20	-7.32
5700.00	Peak	72.03	6.32	78.35	105.20	-26.85
5720.00	Peak	73.25	6.33	79.58	110.80	-31.22
5725.00	Peak	76.34	6.34	82.68	122.20	-39.52
N/A						

Remark:

1. *Measuring frequencies from 1 GHz to the 10th harmonic of highest fundamental frequency.*
2. *For above 1GHz,the EUT peak value was under average limit, therefore the Average value compliance with the average limit*

This document cannot be reproduced except in full, without prior written approval of the Company. 本報告未經本公司書面許可，不可部份複製。

Test Mode	IEEE 802.11ac VHT80 Low CH	Temp/Hum	19.6(℃)/ 51%RH
Test Item	Harmonic	Test Date	December 6, 2019
Polarize	Horizontal	Test Engineer	Jerry Chang
Detector	Peak		

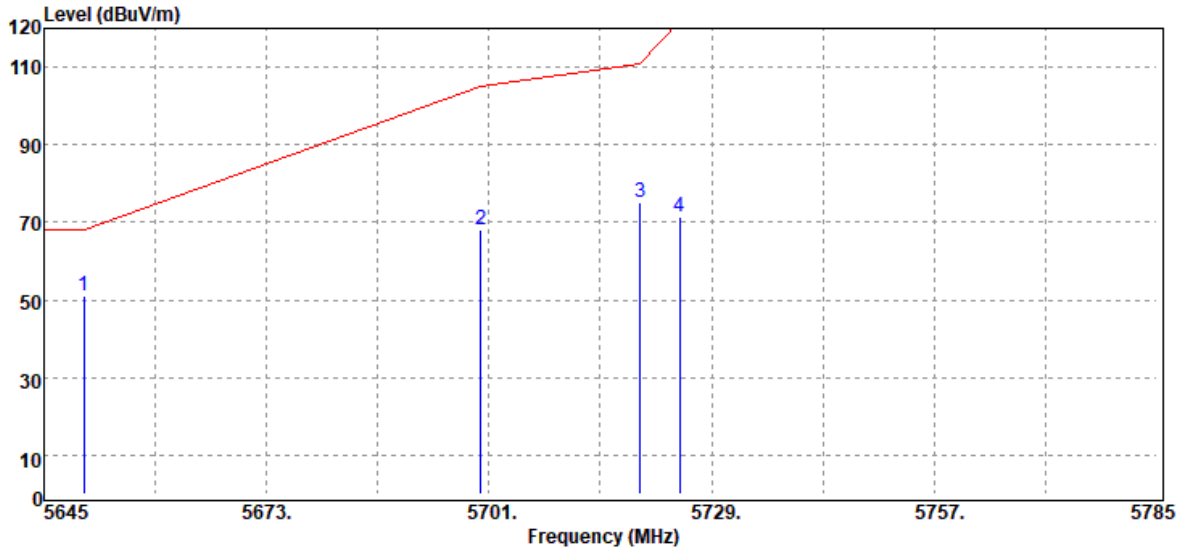

Freq. MHz	Detector Mode PK/QP/AV	Spectrum Reading Level dBµV	Factor dB	Actual FS dBµV/m	Limit @3m dBµV/m	Margin dB
5650.00	Peak	45.07	6.04	51.11	68.20	-17.09
5700.00	Peak	61.94	6.32	68.26	105.20	-36.94
5720.00	Peak	68.90	6.33	75.23	110.80	-35.57
5725.00	Peak	65.07	6.34	71.41	122.20	-50.79
N/A						

Remark:

1. *Measuring frequencies from 1 GHz to the 10th harmonic of highest fundamental frequency.*
2. *For above 1GHz,the EUT peak value was under average limit, therefore the Average value compliance with the average limit*

This document cannot be reproduced except in full, without prior written approval of the Company. 本報告未經本公司書面許可，不可部份複製。

Test Mode	IEEE 802.11ac VHT80 High CH	Temp/Hum	19.6(℃)/ 51%RH
Test Item	Harmonic	Test Date	December 6, 2019
Polarize	Vertical	Test Engineer	Jerry Chang
Detector	Peak		

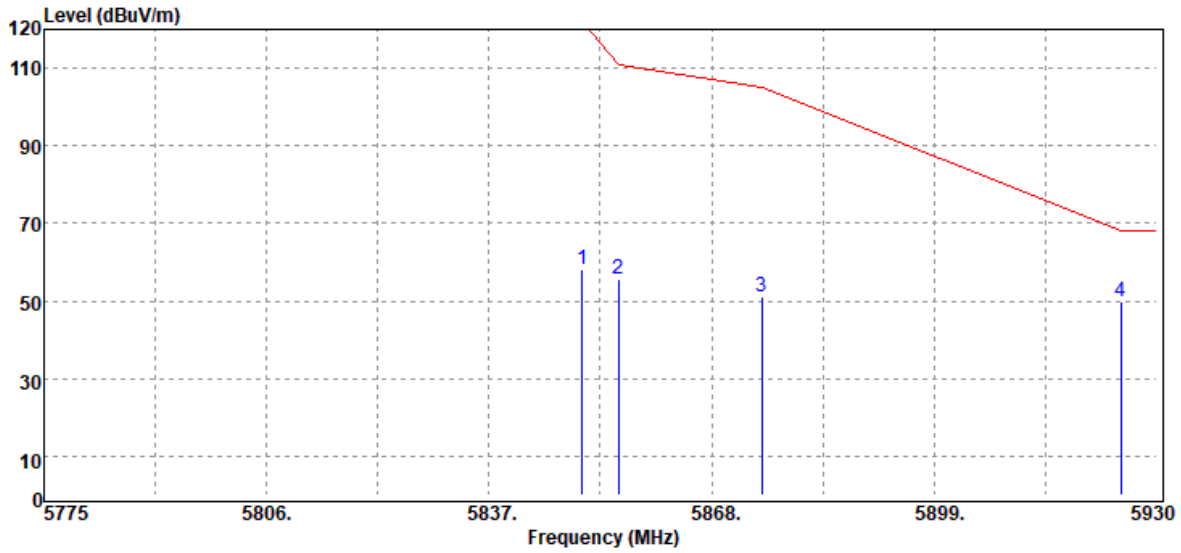

Freq. MHz	Detector Mode PK/QP/AV	Spectrum Reading Level dBµV	Factor dB	Actual FS dBµV/m	Limit @3m dBµV/m	Margin dB
5850.00	Peak	51.62	6.39	58.01	122.20	-64.19
5855.00	Peak	49.43	6.38	55.81	110.80	-54.99
5875.00	Peak	44.68	6.37	51.05	105.20	-54.15
5925.00	Peak	43.53	6.42	49.95	68.20	-18.25
N/A						

Remark:

1. *Measuring frequencies from 1 GHz to the 10th harmonic of highest fundamental frequency.*
2. *For above 1GHz,the EUT peak value was under average limit, therefore the Average value compliance with the average limit*

This document cannot be reproduced except in full, without prior written approval of the Company. 本報告未經本公司書面許可，不可部份複製。

Test Mode	IEEE 802.11ac VHT80 High CH	Temp/Hum	19.6(℃)/ 51%RH
Test Item	Harmonic	Test Date	December 6, 2019
Polarize	Horizontal	Test Engineer	Jerry Chang
Detector	Peak		

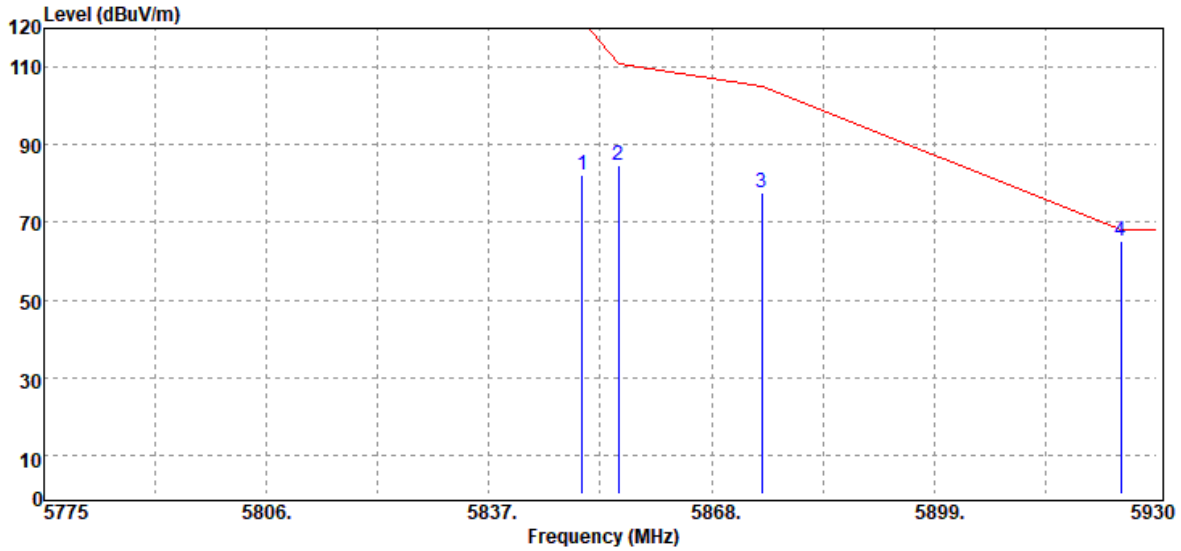

Freq. MHz	Detector Mode PK/QP/AV	Spectrum Reading Level dBµV	Factor dB	Actual FS dBµV/m	Limit @3m dBµV/m	Margin dB
5850.00	Peak	75.68	6.39	82.07	122.20	-40.13
5855.00	Peak	78.24	6.38	84.62	110.80	-26.18
5875.00	Peak	71.18	6.37	77.55	105.20	-27.65
5925.00	Peak	58.89	6.42	65.31	68.20	-2.89
N/A						

Remark:

1. *Measuring frequencies from 1 GHz to the 10th harmonic of highest fundamental frequency.*
2. *For above 1GHz,the EUT peak value was under average limit, therefore the Average value compliance with the average limit*

This document cannot be reproduced except in full, without prior written approval of the Company. 本報告未經本公司書面許可，不可部份複製。

4.6 FREQUENCY STABILITY

4.6.1 Test Limit

According to RSS-Gen(6.11) manufacturers of U-NII devices are responsible for ensuring frequency stability such that an emission is maintained within the band of operation under all conditions of normal operation as specified in the operational description.

4.6.2 Test Procedure

The equipment under test was connected to an external AC or DC power supply and input rated voltage. RF output was connected to a frequency counter or spectrum analyzer via feed through attenuators. The EUT was placed inside the temperature chamber. Set the spectrum analyzer RBW low enough to obtain the desired frequency resolution and measure EUT 20°C operating frequency as reference frequency. Turn EUT off and set the chamber temperature to 0°C. After the temperature stabilized for approximately 30 minutes recorded the frequency. Repeat step measure with 10°C increased per stage until the highest temperature of +35°C reached.

4.6.3 Test Setup

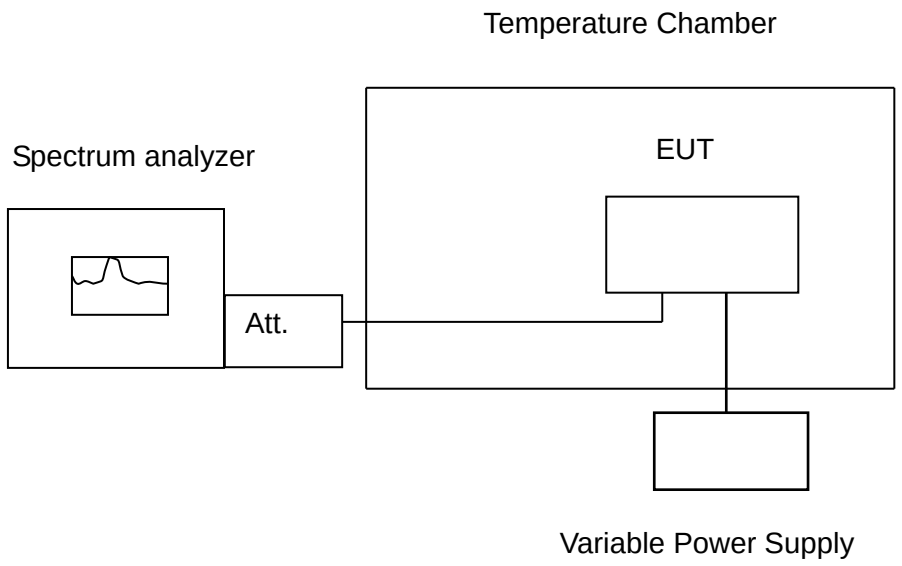

This document cannot be reproduced except in full, without prior written approval of the Company. 本報告未經本公司書面許可，不可部份複製。

4.6.4 Test Result

Temp. (ºC)	Voltage (V)	Measured Frequency	5180		(MHz)	Limit				Result
		Time (min)				20ppm				
Operating Frequency:		0 min	2 min	5 min	10 min	0 min	2 min	5 min	10 min	
65	120	5180.00106	5180.00108	5180.00106	5180.00106	0.2037	0.2093	0.2042	0.2037	Pass
50	120	5180.00105	5180.00105	5180.00105	5180.00106	0.2035	0.2033	0.2031	0.2039	Pass
40	120	5180.00105	5180.00105	5180.00108	5180.00105	0.2031	0.2033	0.2087	0.2027	Pass
30	120	5180.00105	5180.00105	5180.00105	5180.00105	0.2029	0.2025	0.2025	0.2031	Pass
20	120	5180.00105	5180.00105	5180.00105	5180.00105	0.2023	0.2027	0.2025	0.2025	Pass
10	120	5180.00105	5180.00105	5180.00105	5180.00105	0.2017	0.2019	0.2021	0.2023	Pass
0	120	5180.00104	5180.00105	5180.00105	5180.00105	0.2012	0.2017	0.2025	0.2029	Pass
-10	120	5180.00103	5180.00103	5180.00104	5180.00104	0.1992	0.1996	0.2002	0.2006	Pass
-20	120	5180.00103	5180.00103	5180.00103	5180.00103	0.1992	0.1990	0.1986	0.1994	Pass
-35	120	5180.00103	5180.00103	5180.00102	5180.00102	0.1994	0.1985	0.1977	0.1969	Pass
Temp. (ºC)	Voltage (V)	Measured Frequency	5180		(MHz)	Limit				Result
		Time (min)				20ppm				
Operating Frequency:		0 min	2 min	5 min	10 min	0 min	2 min	5 min	10 min	
25	108	5180.001079	5180.00108	5180.00108	5180.00109	0.2083	0.2077	0.2081	0.2100	Pass
25	120	5180.001099	5180.00108	5180.00110	5180.00110	0.2122	0.2093	0.2120	0.2116	Pass
25	132	5180.001097	5180.00109	5180.00109	5180.00109	0.2118	0.2110	0.2112	0.2102	Pass

Temp. (ºC)	Voltage (V)	Measured Frequency	5260		(MHz)	Limit				Result
		Time (min)				20ppm				
Operating Frequency:		0 min	2 min	5 min	10 min	0 min	2 min	5 min	10 min	
65	120	5260.00106	5260.00106	5260.00106	5260.00105	0.2010	0.2008	0.2006	0.1998	Pass
50	120	5260.00106	5260.00105	5260.00105	5260.00105	0.2010	0.2004	0.2002	0.1998	Pass
40	120	5260.00106	5260.00105	5260.00105	5260.00105	0.2008	0.1996	0.1994	0.1992	Pass
30	120	5260.00106	5260.00105	5260.00105	5260.00105	0.2006	0.1992	0.1994	0.1989	Pass
20	120	5260.00105	5260.00105	5260.00105	5260.00156	0.1992	0.1990	0.1987	0.2966	Pass
10	120	5260.00106	5260.00106	5260.00106	5260.00156	0.2006	0.2006	0.2006	0.2966	Pass
0	120	5260.00106	5260.00106	5260.00156	5260.00156	0.2013	0.2019	0.2966	0.2966	Pass
-10	120	5260.00107	5260.00107	5260.00107	5260.00169	0.2028	0.2030	0.2029	0.3213	Pass
-20	120	5260.00107	5260.00107	5260.00107	5260.00168	0.2030	0.2027	0.2030	0.3194	Pass
-35	120	5260.00107	5260.00107	5260.00106	5260.00157	0.2032	0.2032	0.2010	0.2985	Pass
Temp. (ºC)	Voltage (V)	Measured Frequency	5260		(MHz)	Limit				Result
		Time (min)				20ppm				
Operating Frequency:		0 min	2 min	5 min	10 min	0 min	2 min	5 min	10 min	
25	108	5260.00156	5260.00105	5260.00105	5260.00156	0.2966	0.1990	0.1987	0.2966	Pass
25	120	5260.00105	5260.00106	5260.00105	5260.00156	0.1987	0.2006	0.1987	0.2966	Pass
25	132	5260.00106	5260.00156	5260.00156	5260.00156	0.2006	0.2966	0.2966	0.2966	Pass

This document cannot be reproduced except in full, without prior written approval of the Company. 本報告未經本公司書面許可，不可部份複製。

Temp. (°C)	Voltage (V)	Measured Frequency	5500		(MHz)	Limit				Result
		Time (min)				20ppm				
Operating Frequency:		0 min	2 min	5 min	10 min	0 min	2 min	5 min	10 min	
65	120	5499.99139	5499.99134	5499.99138	5499.99137	-1.5655	-1.5745	-1.5673	-1.5691	Pass
50	120	5499.99137	5499.99138	5499.99132	5499.99131	-1.5691	-1.5673	-1.5782	-1.5800	Pass
40	120	5499.99135	5499.99136	5499.99137	5499.99136	-1.5727	-1.5709	-1.5691	-1.5709	Pass
30	120	5499.99134	5499.99130	5499.99130	5499.99870	-1.5745	-1.5818	-1.5818	-0.2364	Pass
20	120	5499.99570	5499.99870	5499.99570	5499.99130	-0.7818	-0.2364	-0.7818	-1.5818	Pass
10	120	5499.98611	5499.99219	5499.99349	5499.99436	-2.5255	-1.4200	-1.1836	-1.0255	Pass
0	120	5499.99479	5499.99913	5499.99870	5499.99570	-0.9473	-0.1582	-0.2364	-0.7818	Pass
-10	120	5499.99783	5499.99130	5499.99870	5499.99826	-0.3945	-1.5818	-0.2364	-0.3164	Pass
-20	120	5499.99827	5499.99828	5499.99829	5499.99827	-0.3145	-0.3127	-0.3109	-0.3145	Pass
-35	120	5499.99829	5499.99826	5499.99829	5499.99828	-0.3109	-0.3164	-0.3109	-0.3127	Pass
Temp. (°C)	Voltage (V)	Measured Frequency	5500		(MHz)	Limit				Result
		Time (min)				20ppm				
Operating Frequency:		0 min	2 min	5 min	10 min	0 min	2 min	5 min	10 min	
25	108	5499.99566	5499.99606	5499.99653	5499.99696	-0.7891	-0.7164	-0.6309	-0.5527	Pass
25	120	5499.99783	5499.99826	5499.99826	5499.99783	-0.3945	-0.3164	-0.3164	-0.3945	Pass
25	132	5499.99870	5499.82600	5499.99870	5499.99570	-0.2364	-31.6364	-0.2364	-0.7818	Pass

Temp. (°C)	Voltage (V)	Measured Frequency	5745		(MHz)	Limit				Result
		Time (min)				20ppm				
Operating Frequency:		0 min	2 min	5 min	10 min	0 min	2 min	5 min	10 min	
65	120	5744.99866	5744.99864	5744.99864	5744.99869	-0.2332	-0.2367	-0.2367	-0.2280	Pass
50	120	5744.99864	5744.99868	5744.99867	5744.99865	-0.2367	-0.2298	-0.2315	-0.2350	Pass
40	120	5744.99867	5744.99869	5744.99868	5744.99869	-0.2315	-0.2280	-0.2298	-0.2280	Pass
30	120	5744.99870	5744.99873	5744.99874	5744.99873	-0.2263	-0.2211	-0.2193	-0.2211	Pass
20	120	5744.99871	5744.99872	5744.99871	5744.99880	-0.2245	-0.2228	-0.2245	-0.2089	Pass
10	120	5745.00012	5745.00001	5744.99870	5744.99890	0.0209	0.0017	-0.2263	-0.1915	Pass
0	120	5744.99868	5744.99869	5744.99870	5744.99834	-0.2298	-0.2280	-0.2263	-0.2889	Pass
-10	120	5744.99801	5744.99812	5744.99802	5744.99804	-0.3464	-0.3272	-0.3446	-0.3412	Pass
-20	120	5744.99802	5744.99811	5744.99803	5744.99805	-0.3446	-0.3290	-0.3429	-0.3394	Pass
-35	120	5744.99806	5744.99807	5744.99806	5744.99807	-0.3377	-0.3359	-0.3377	-0.3359	Pass
Temp. (°C)	Voltage (V)	Measured Frequency	5745		(MHz)	Limit				Result
		Time (min)				20ppm				
Operating Frequency:		0 min	2 min	5 min	10 min	0 min	2 min	5 min	10 min	
25	108	5744.99479	5744.99566	5744.99696	5744.99740	-0.9069	-0.7554	-0.5292	-0.4526	Pass
25	120	5744.99826	5744.99783	5744.99826	5744.99783	-0.3029	-0.3777	-0.3029	-0.3777	Pass
25	132	5744.99870	5744.99783	5744.99826	5744.99870	-0.2263	-0.3777	-0.3029	-0.2263	Pass

This document cannot be reproduced except in full, without prior written approval of the Company. 本報告未經本公司書面許可，不可部份複製。

4.7 DYNAMIC FREQUENCY SELECTION

4.7.1 Test Limit

FCC according to §15.407 (h), KDB 905462 D02 "compliance measurement procedures for unlicensed-national information infrastructure devices operating in the 5250-5350 MHz and 5470-5725 MHz bands incorporating dynamic frequency selection". and KDB 905462 D03 " U-NII client devices without radar detection capability.

Table 1: Applicability of DFS requirements prior to use of a channel

Requirement	Operational Mode		
	Master	Client (without radar detection)	Client(with radar detection)
Non-Occupancy Period	Yes	Not required	Yes
DFS Detection Threshold	Yes	Not required	Yes
Channel Availability Check Time	Yes	Not required	Not required
U-NII Detection Bandwidth	Yes	Not required	Yes

Table 2: Applicability of DFS requirements during normal operation

Requirement	Operational Mode	
	Master Device or Client with Radar Detection	Client Without Radar Detection
DFS Detection Threshold	Yes	Not required
Channel Closing Transmission Time	Yes	Yes
Channel Move Time	Yes	Yes
U-NII Detection Bandwidth	Yes	Not required

Additional requirements for devices with multiple bandwidth mods	Master Device or Client with Radar Detection	Client Without Radar Detection
U-NII Detection Bandwidth and Statistical Performance Check	All BW modes must be tested	Not required
Channel Move Time and Channel Closing Transmission Time	Test using widest BW mode available	Test using the widest BW mode available for the link
All other tests	Any single BW mode	Not required
Note: Frequencies selected for statistical performance check (Section 7.8.4) should include several frequencies within the radar detection bandwidth and frequencies near the edge of the radar detection bandwidth. For 802.11 devices it is suggested to select frequencies in each of the bonded 20 MHz channels and the channel center frequency.		

This document cannot be reproduced except in full, without prior written approval of the Company. 本報告未經本公司書面許可，不可部份複製。

Table 3: Interference Threshold values, Master or Client incorporating In-Service

Maximum Transmit Power	Value (See Notes 1, 2, and 3)
EIRP ≥ 200 milliwatt	-64 dBm
EIRP < 200 milliwatt and power spectral density < 10 dBm/MHz	-62 dBm
EIRP < 200 milliwatt that do not meet the power spectral density requirement	-64 dBm

Note 1: This is the level at the input of the receiver assuming a 0 dBi receive antenna.
Note 2: Throughout these test procedures an additional 1 dB has been added to the amplitude of the test transmission waveforms to account for variations in measurement equipment. This will ensure that the test signal is at or above the detection threshold level to trigger a DFS response.
Note3: EIRP is based on the highest antenna gain. For MIMO devices refer to KDB Publication 789033 D02 v01r04.

Table 4: DFS Response requirement values

Parameter	Value
Non-occupancy period	Minimum 30 minutes
Channel Availability Check Time	60 seconds
Channel Move Time	10 seconds See Note 1.
Channel Closing Transmission Time	200 milliseconds + an aggregate of 60 milliseconds over remaining 10 second period. See Notes 1 and 2.
U-NII Detection Bandwidth	Minimum 100% of the U-NII 99% transmission power bandwidth. See Note 3.

Note 1: Channel Move Time and the Channel Closing Transmission Time should be performed with Radar Type 0. The measurement timing begins at the end of the Radar Type 0 burst.
Note 2: The Channel Closing Transmission Time is comprised of 200 milliseconds starting at the beginning of the Channel Move Time plus any additional intermittent control signals required to facilitate a Channel move (an aggregate of 60 milliseconds) during the remainder of the 10 second period. The aggregate duration of control signals will not count quiet periods in between transmissions.
Note 3: During the U-NII Detection Bandwidth detection test, radar type 0 should be used. For each frequency step the minimum percentage of detection is 90 percent. Measurements are performed with no data traffic.

This document cannot be reproduced except in full, without prior written approval of the Company. 本報告未經本公司書面許可，不可部份複製。

Table 5 – Short Pulse Radar Test Waveforms

Radar Type	Pulse Width (μsec)	PRI (μsec)	Number of Pulses	Minimum Percentage of Successful Detection	Minimum Number of Trials
0	1	1428	18	See Note 1	
1	1	Test A: 15 unique PRI values randomly selected from the list of 23 PRI values in Table 5a	$\text{Roundup}\left\{\left(\frac{1}{360}\right)\cdot\left(\frac{19\cdot 10^6}{\text{PRI}_{\mu\text{sec}}}\right)\right\}$	60%	30
		Test B: 15 unique PRI values randomly selected within the range of 518-3066 μsec, with a minimum increment of 1 μsec, excluding PRI values selected in Test A			
2	1-5	150-230	23-29	60%	30
3	6-10	200-500	16-18	60%	30
4	11-20	200-500	12-16	60%	30
Aggregate (Radar Types 1-4)				80%	120

Note 1: Short Pulse Radar Type 0 should be used for the detection bandwidth test, channel move time, and channel closing time tests.

Table 6 – Long Pulse Radar Test Signal

Radar Type	Pulse Width (μsec)	Chirp Width (MHz)	PRI (μsec)	Number of Pulses per Burst	Number of Bursts	Minimum Percentage of Successful Detection	Minimum Number of Trials
5	50-100	5-20	1000-2000	1-3	8-20	80%	30

Table 7 – Frequency Hopping Radar Test Signal

Radar Type	Pulse Width (μsec)	PRI (μsec)	Pulses per Hop	Hopping Rate (kHz)	Hopping Sequence Length (msec)	Minimum Percentage of Successful Detection	Minimum Number of Trials
6	1	333	9	0.333	300	70%	30

This document cannot be reproduced except in full, without prior written approval of the Company. 本報告未經本公司書面許可，不可部份複製。

4.7.2 Test Procedure

Overview Of EUT With Respect To §15.407 (H) Requirements

The firmware installed in the EUT during testing was:

Firmware Rev: 4.9.12+

The EUT operates over the 5250-5350 MHz range as a Client Device that does not have radar detection capability.

The EUT uses one transmitter connected to two 50-ohm coaxial antenna ports via a diversity switch. Only one antenna port is connected to the test system since the EUT has one antenna only.

The Slave device associated with the EUT during these tests does not have radar detection capability.

WLAN traffic is generated by streaming the video file TestFile.mp2 “6 ½ Magic Hours” from the Master to the Slave in full motion video mode using the media player with the V2.61 Codec package.

The EUT utilizes the 802.11a architecture, with a nominal channel bandwidth of 20 MHz.

The rated output power of the Master unit is < 23dBm (EIRP). Therefore the required interference threshold level is -62 dBm. After correction for antenna gain and procedural adjustments, the required conducted threshold at the antenna port is –62 + 5 = -57dBm.

The calibrated conducted DFS Detection Threshold level is set to -57 dBm. The tested level is lower than the required level hence it provides margin to the limit.

Manufacturer’s Statement Regarding Uniform Channel Spreading

The end product implements an automatic channel selection feature at startup such that operation commences on channels distributed across the entire set of allowed 5GHz channels. This feature will ensure uniform spreading is achieved while avoiding non-allowed channels due to prior radar events.

This document cannot be reproduced except in full, without prior written approval of the Company. 本報告未經本公司書面許可，不可部份複製。

TEST AND MEASUREMENT SYSTEM

System Overview

The measurement system is based on a conducted test method.

The short pulse and long pulse signal generating system utilizes the NTIA software. The Vector Signal Generator has been validated by the NTIA. The hopping signal generating system utilizes the CCS simulated hopping method and system, which has been validated by the DoD, FCC and NTIA. The software selects waveform parameters from within the bounds of the signal type on a random basis using uniform distribution.

The short pulse types 2, 3 and 4, and the long pulse type 5 parameters are randomized at run-time.

The hopping type 6 pulse parameters are fixed while the hopping sequence is based on the August 2005 NTIA Hopping Frequency List. The initial starting point randomized at run-time and each subsequent starting point is incremented by 475. Each frequency in the 100-length segment is compared to the boundaries of the EUT Detection Bandwidth and the software creates a hopping burst pattern in accordance with Section 7.4.1.3 Method #2 Simulated Frequency Hopping Radar Waveform Generating Subsystem of FCC 06-96 APPENDIX. The frequency of the signal generator is incremented in 1 MHz steps from FL to FH for each successive trial. This incremental sequence is repeated as required to generate a minimum of 30 total trials and to maintain a uniform frequency distribution over the entire Detection Bandwidth.

The signal monitoring equipment consists of a spectrum analyzer set to display 8001 bins on the horizontal axis. The time-domain resolution is 2 msec / bin with a 16 second sweep time, meeting the 10 second short pulse reporting criteria. The aggregate ON time is calculated by multiplying the number of bins above a threshold during a particular observation period by the dwell time per bin, with the analyzer set to peak detection and max hold. The time-domain resolution is 3 msec / bin with a 24 second sweep time, meeting the 22 second long pulse reporting criteria and allowing a minimum of 10 seconds after the end of the long pulse waveform.

Should multiple RF ports be utilized for the Master and/or Slave devices (for example, for diversity or MIMO implementations), 50 ohm termination would be removed from the splitter so that connection can be established between splitter and the Master and/or Slave devices.

This document cannot be reproduced except in full, without prior written approval of the Company. 本報告未經本公司書面許可，不可部份複製。

Conducted Method System Block Diagram

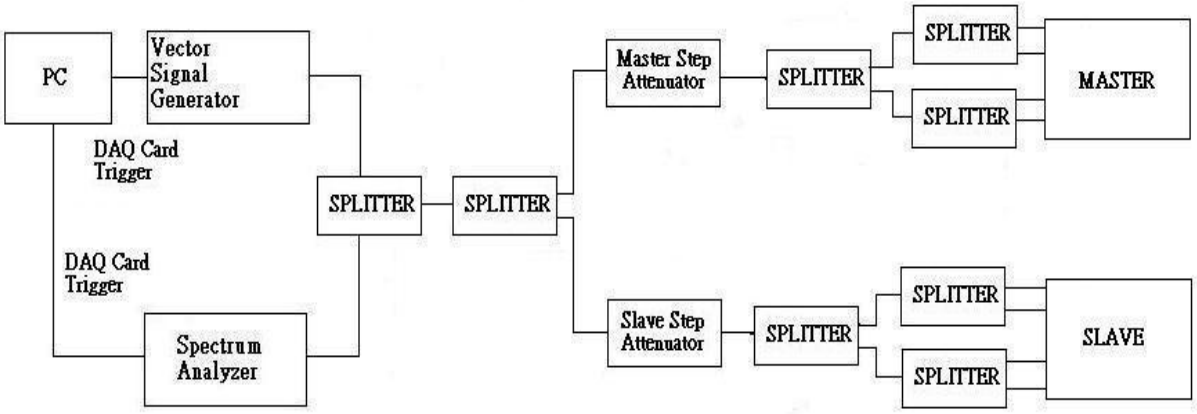

This document cannot be reproduced except in full, without prior written approval of the Company. 本報告未經本公司書面許可，不可部份複製。

System Calibration

Connect the spectrum analyzer to the test system in place of the master device. Set the signal generator to CW mode. Adjust the amplitude of the signal generator to yield a measured level of –62 dBm on the spectrum analyzer.

Without changing any of the instrument settings, reconnect the spectrum analyzer to the Common port of the Spectrum Analyzer Combiner/Divider and connect a 50 ohm load to the Master Device port of the test system.

Measure the amplitude and calculate the difference from –62 dBm. Adjust the Reference Level Offset of the spectrum analyzer to this difference. Confirm that the signal is displayed at –62 dBm. Readjust the RBW and VBW to 3 MHz, set the span to 10 MHz, and confirm that the signal is still displayed at –62 dBm.

The spectrum analyzer displays the level of the signal generator as received at the antenna ports of the Master Device. The interference detection threshold may be varied from the calibrated value of –62 dBm and the spectrum analyzer will still indicate the level as received by the Master Device.

Set the signal generator to produce a radar waveform, trigger a burst manually and measure the level on the spectrum analyzer. Readjust the amplitude of the signal generator as required so that the peak level of the waveform is at a displayed level equal to the required or desired interference detection threshold. Separate signal generator amplitude settings are determined as required for each radar type.

Adjustment Of Displayed Traffic Level

Establish a link between the Master and Slave, adjusting the Link Step Attenuator as needed to provide a suitable received level at the Master and Slave devices. Stream the video test file to generate WLAN traffic. Confirm that the WLAN traffic level, as displayed on the spectrum analyzer, is at lower amplitude than the radar detection threshold. Confirm that the displayed traffic is from the Master Device. For Master Device testing confirm that the displayed traffic does not include Slave Device traffic. For Slave Device testing confirm that the displayed traffic does not include Master Device traffic.

If a different setting of the Master Step Attenuator is required to meet the above conditions, perform a new System Calibration for the new Master Step Attenuator setting.

This document cannot be reproduced except in full, without prior written approval of the Company. 本報告未經本公司書面許可，不可部份複製。

4.7.3 Test Setup

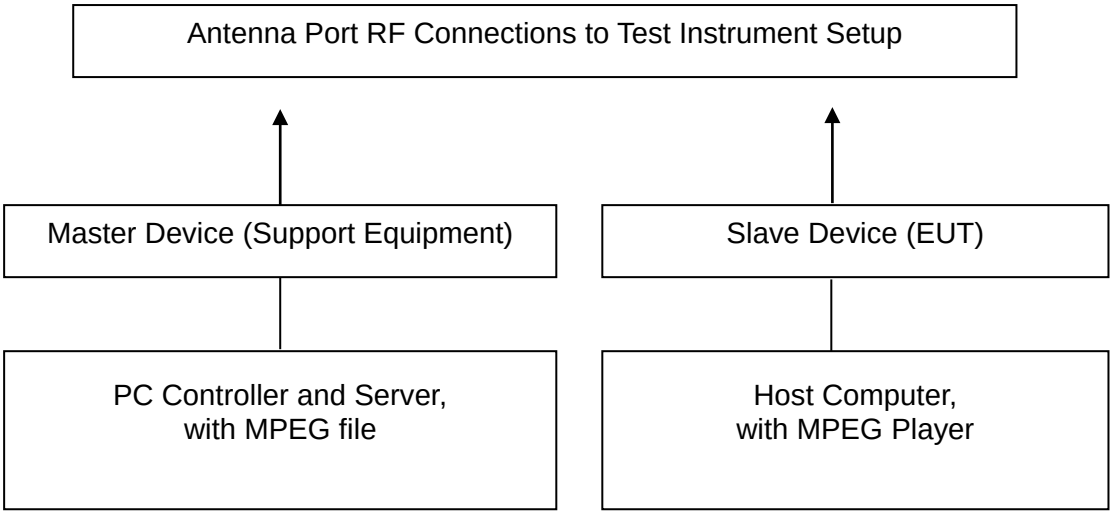

This document cannot be reproduced except in full, without prior written approval of the Company. 本報告未經本公司書面許可，不可部份複製。

4.7.4 Test Result

IEEE 802.11ac VHT80 MHz at 5530MHz	
Noise Floor	**Master Level**
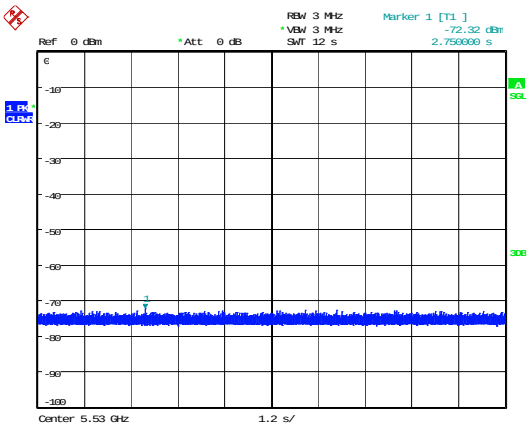	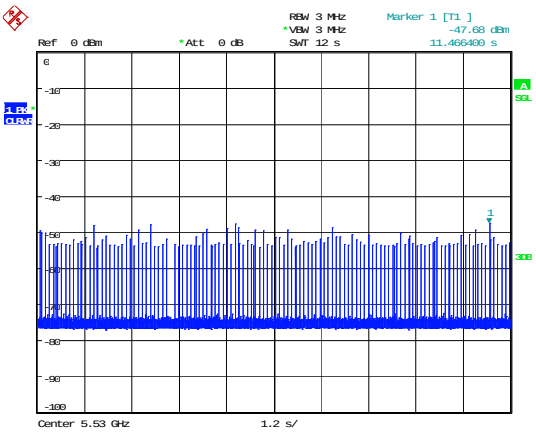
Slave Level	
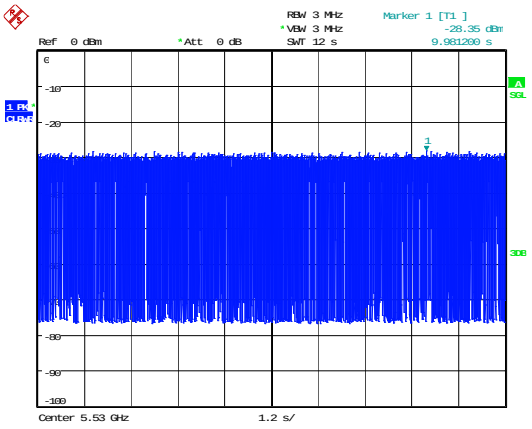	

This document cannot be reproduced except in full, without prior written approval of the Company. 本報告未經本公司書面許可，不可部份複製。

Radar Waveforms

Sample of short Pluse Radar Type 0

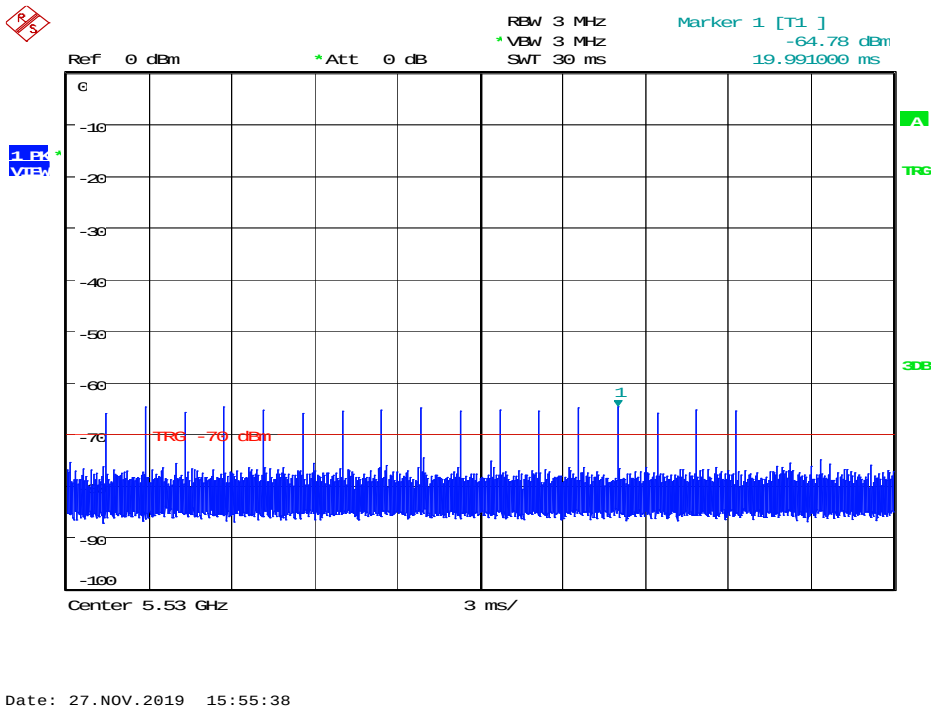

This document cannot be reproduced except in full, without prior written approval of the Company. 本報告未經本公司書面許可，不可部份複製。

TEST CHANNEL AND METHOD

All tests were performed at a channel center frequency of 5310 MHz utilizing a conducted test method.

CHANNEL MOVE TIME AND CHANNEL CLOSING TRANSMISSION TIME

GENERAL REPORTING NOTES

The reference marker is set at the end of last radar pulse.

The delta marker is set at the end of the last WLAN transmission following the radar pulse. This delta is the channel move time.

The aggregate channel closing transmission time is calculated as follows:

Aggregate Transmission Time =

(Number of analyzer bins showing transmission) * (dwell time per bin)

The observation period over which the aggregate time is calculated

Begins at (Reference Marker + 200 msec) and

Ends no earlier than (Reference Marker + 10 sec).

This document cannot be reproduced except in full, without prior written approval of the Company. 本報告未經本公司書面許可，不可部份複製。

IEEE 802.11ac VHT80 MHz at 5530MHz

Type 1_Channel Move Time

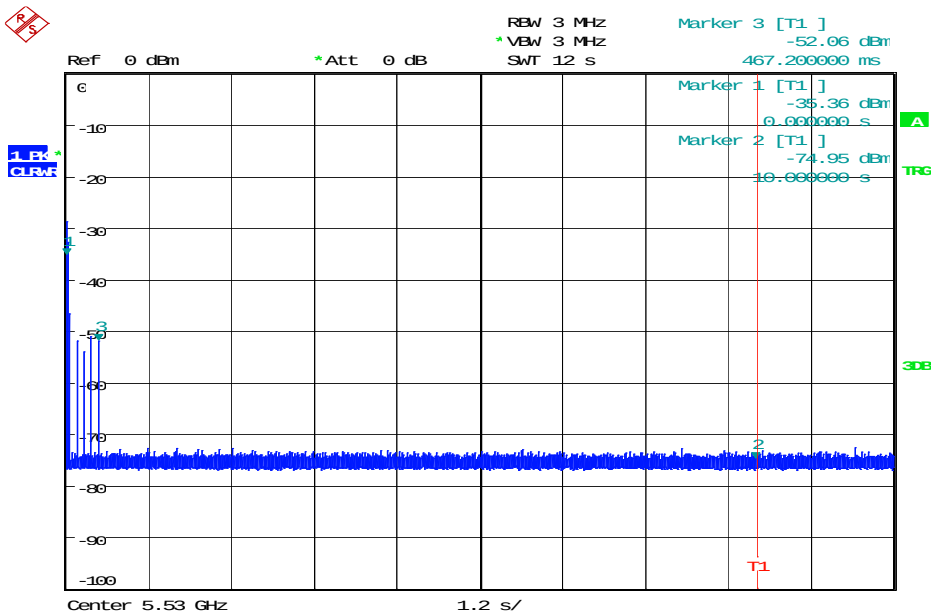

Date: 27.NOV.2019 16:51:01

Channel Move Time (s)	Limit (s)
0.4672	10

This document cannot be reproduced except in full, without prior written approval of the Company. 本報告未經本公司書面許可，不可部份複製。

IEEE 802.11ac 80 MHz at 5290MHz	
Type 1_Channel closing transmisssion time	**Type 1_Channel closing transmisssion time-caculate**
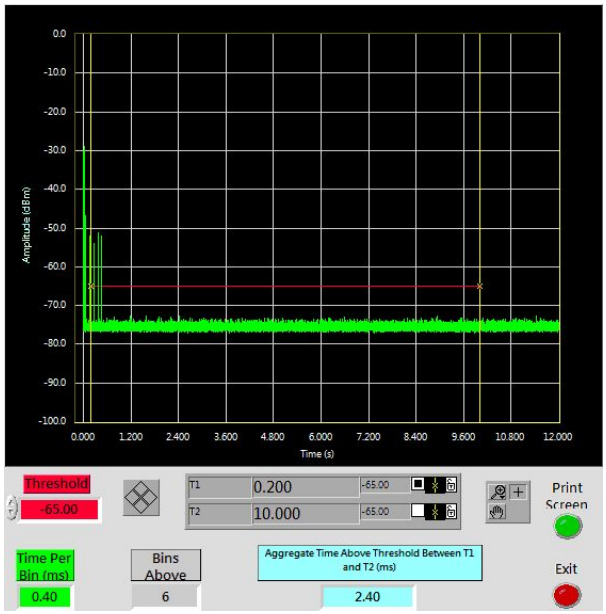	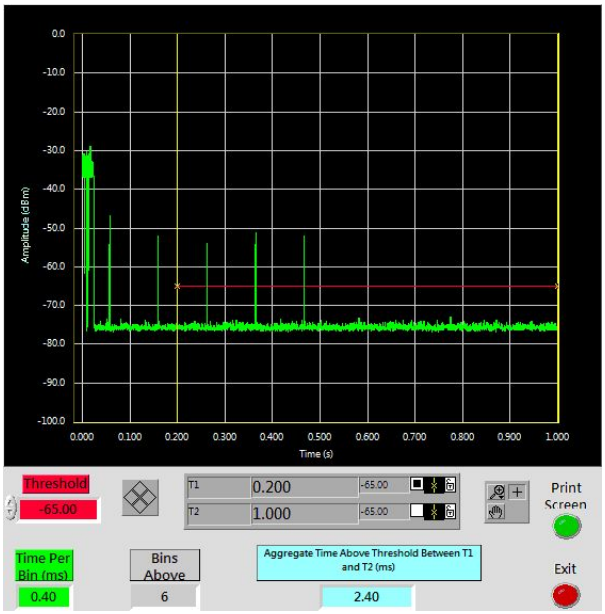

Aggregate Transmission Time (ms)	Limit (ms)	Margin (ms)
2.4	60	-57.6

--End of Test Report--

This document cannot be reproduced except in full, without prior written approval of the Company. 本報告未經本公司書面許可，不可部份複製。