Band66_20MHz_QPSK_RB1_0_CH132072

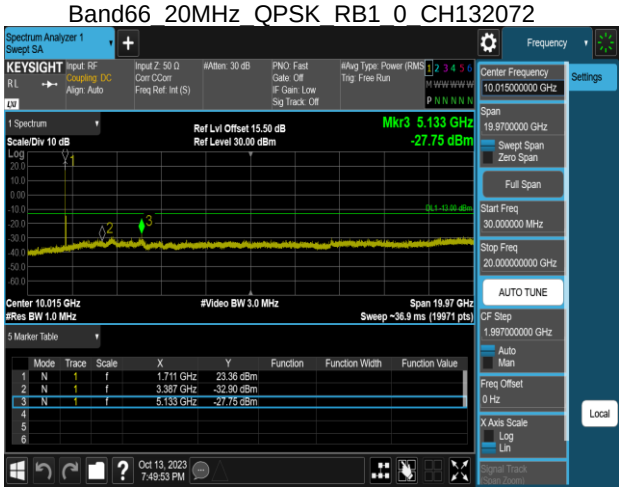

Band71_20MHz_QPSK_RB1_0_CH133222

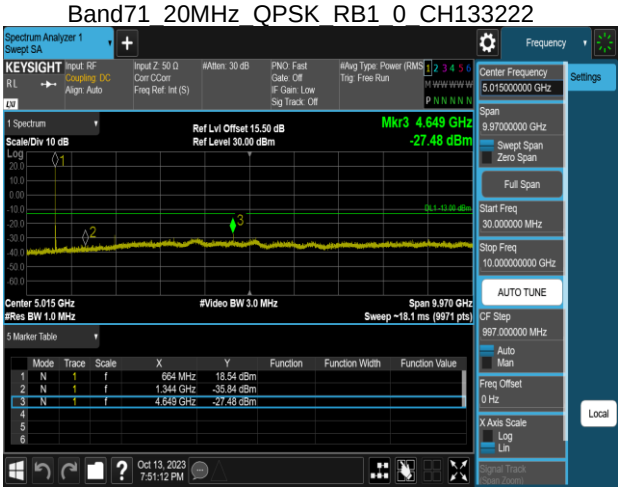

Band66_20MHz_QPSK_RB1_0_CH132322

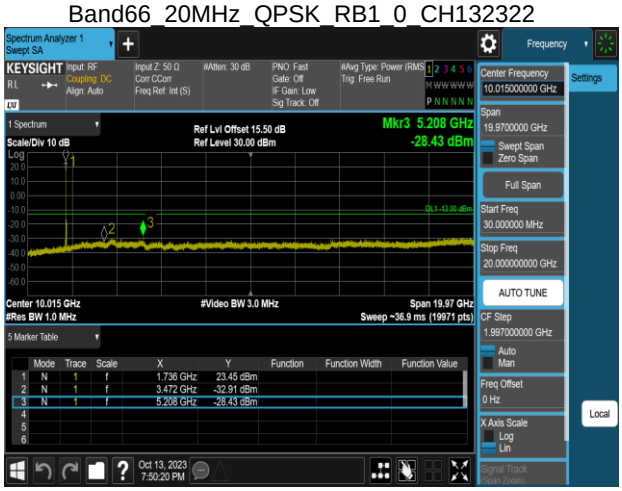

Band71_20MHz_QPSK_RB1_0_CH133297

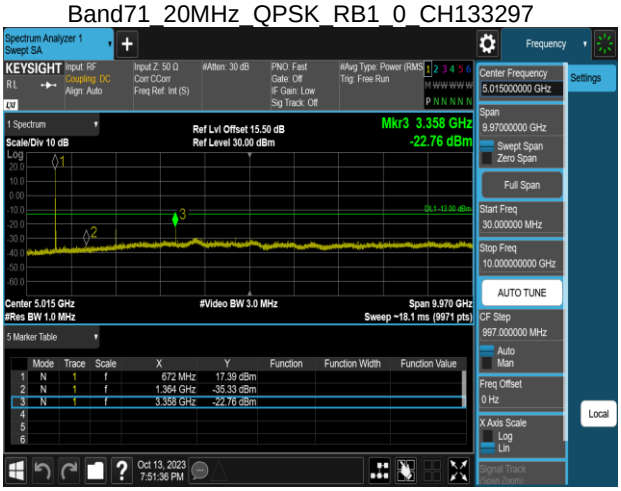

Band66_20MHz_QPSK_RB1_0_CH132572

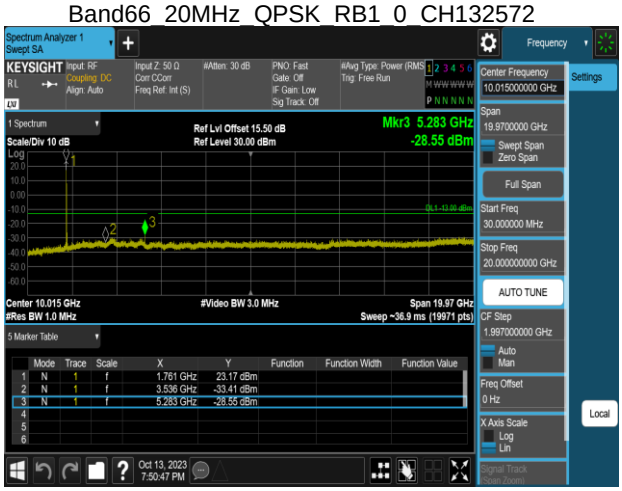

Band71_20MHz_QPSK_RB1_0_CH133372

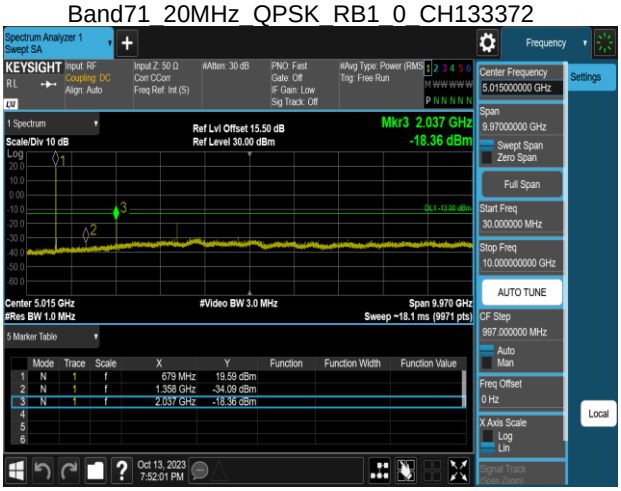

This document cannot be reproduced except in full, without prior written approval of the Company. 本報告未經本公司書面許可，不可部份複製。

8.6 SPURIOUS RADIATION MEASUREMENT

LIMIT

According to FCC §2.1053
The power of any emission outside a licensee's frequency block shall be attenuated below the transmitter power (P) by at least 43 +10 log10(P) dB. The limit of emission equal to –13dBm

Test Configuration

Below 1 GHz

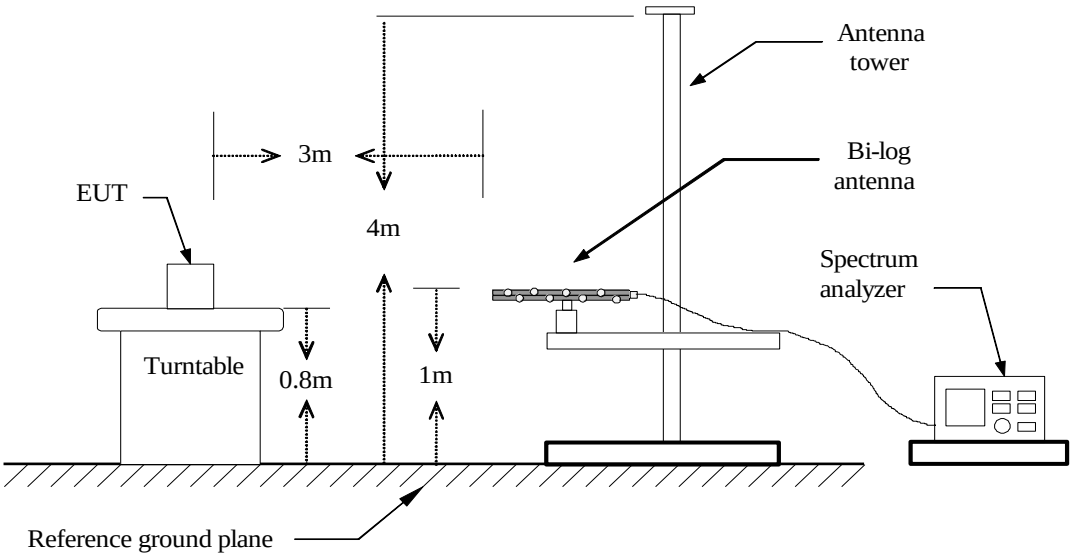

Above 1 GHz

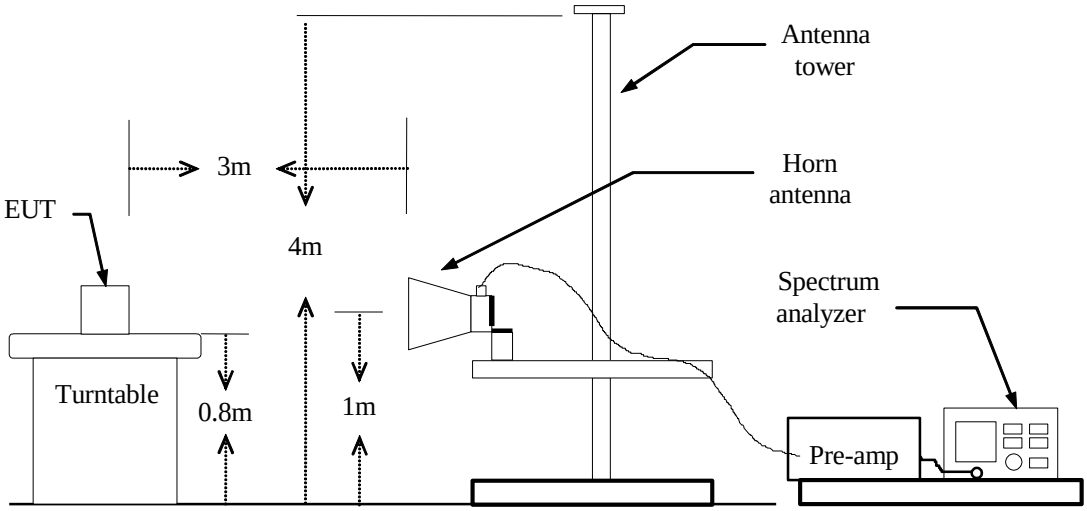

This document cannot be reproduced except in full, without prior written approval of the Company. 本報告未經本公司書面許可，不可部份複製。

Substituted Method Test Set-up

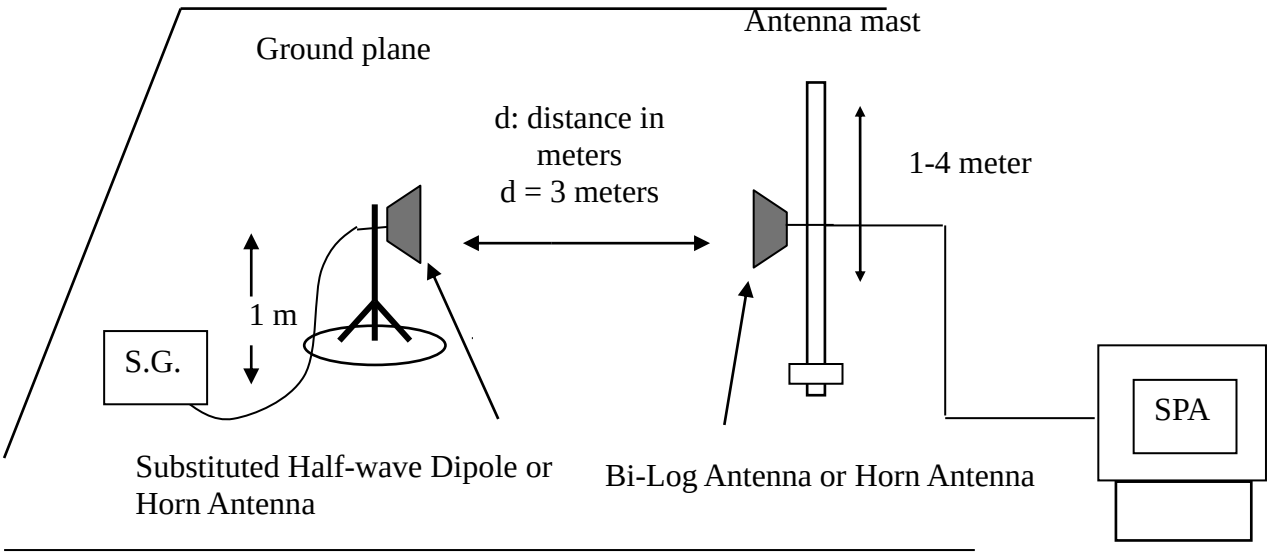

TEST PROCEDURE

1. According to KDB 971168 D01 and ANSI C63.26.
2. The EUT was placed on a turntable
   (1) Below 1G : 0.8m
   (2) Above 1G : 1.5m
   (3) EUT set 3m from the receiving antenna
   (4) The table was rotated 360 degrees of the highest spurious emission to determine the position.
3. Set the spectrum analyzer , RBW=1MHz, VBW=3MHz.
4. A horn antenna was driven by a signal generator.
5. Tune the output power of signal generator to the same emission level with EUT maximum spurious emission

TEST RESULTS

Refer to the attached tabular data sheets.

This document cannot be reproduced except in full, without prior written approval of the Company. 本報告未經本公司書面許可，不可部份複製。

TEST RESULTS

Project No	:TM-2305000074P	Test Date	:2023-10-24
Operation Band	:LTE_Band2_CH18675_ 15M_QPSK(1,74)	Temp./Humi.	:24.6/57
Frequency	:1857.5 MHz	Antenna Pol.	:VERTICAL
Operation Mode	:TX	Engineer	:Tony.Chao
EUT Pol	:E2	Test Chamber	: 966A
Setting	:		

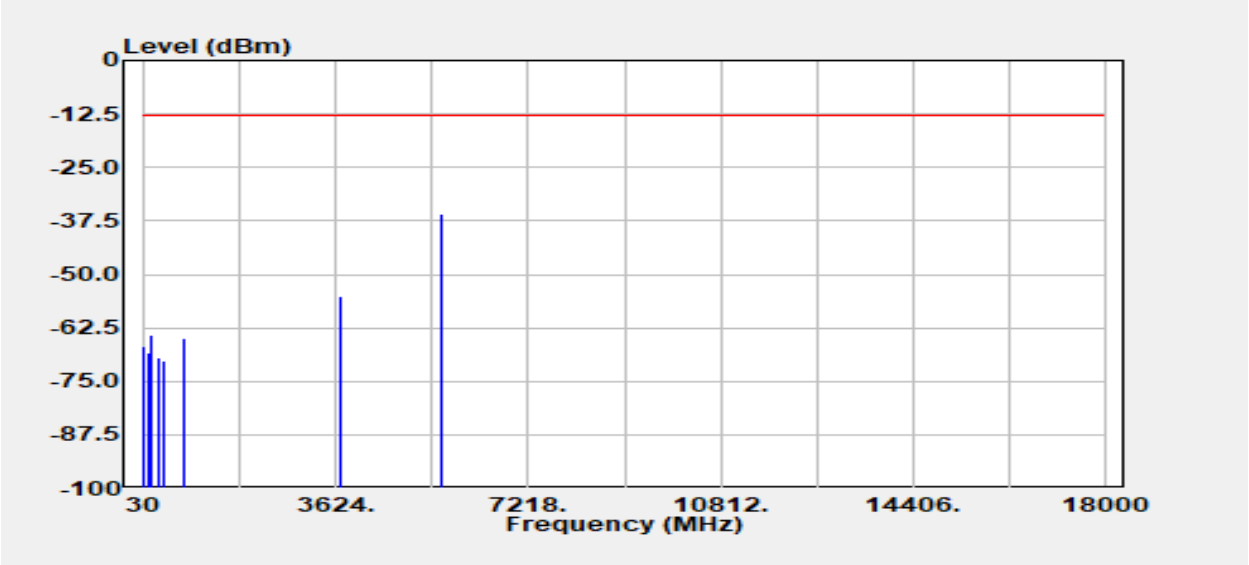

Freq. MHz	EIRP/ERP dBm	SG Output Level dBm	Antenna Gain dBi/dBd	Cable Loss dB	Limit dBm	Margin dB
63.85	-66.87	-59.30	-7.44	0.13	-13.00	-53.87
135.63	-68.30	-61.59	-6.51	0.20	-13.00	-55.30
199.85	-64.33	-61.77	-2.31	0.25	-13.00	-51.33
306.74	-69.47	-69.70	0.55	0.32	-13.00	-56.47
441.57	-70.30	-70.25	0.36	0.41	-13.00	-57.30
801.73	-64.96	-65.41	1.04	0.59	-13.00	-51.96
3735.00	-55.12	-61.68	7.80	1.24	-13.00	-42.12
5602.50	-35.83	-44.66	10.31	1.48	-13.00	-22.83

Remark:

1. Measuring frequencies from 1 GHz to the 10th harmonic of highest fundamental frequency.
2. Measurements above show only up to 6 maximum emissions noted, or would be lesser, with " N/A " remark, if no specific emissions from the EUT are recorded (ie: margin>20dB from the applicable limit) and considered that's already beyond the background noise floor.

This document cannot be reproduced except in full, without prior written approval of the Company. 本報告未經本公司書面許可，不可部份複製。

Project No	:TM-2305000074P	Test Date	:2023-10-24
Operation Band	:LTE_Band2_CH18675_ 15M_QPSK(1,74)	Temp./Humi.	:24.6/57
Frequency	:1857.5 MHz	Antenna Pol.	:HORIZONTAL
Operation Mode	:TX	Engineer	:Tony.Chao
EUT Pol	:E2	Test Chamber	: 966A
Setting	:		

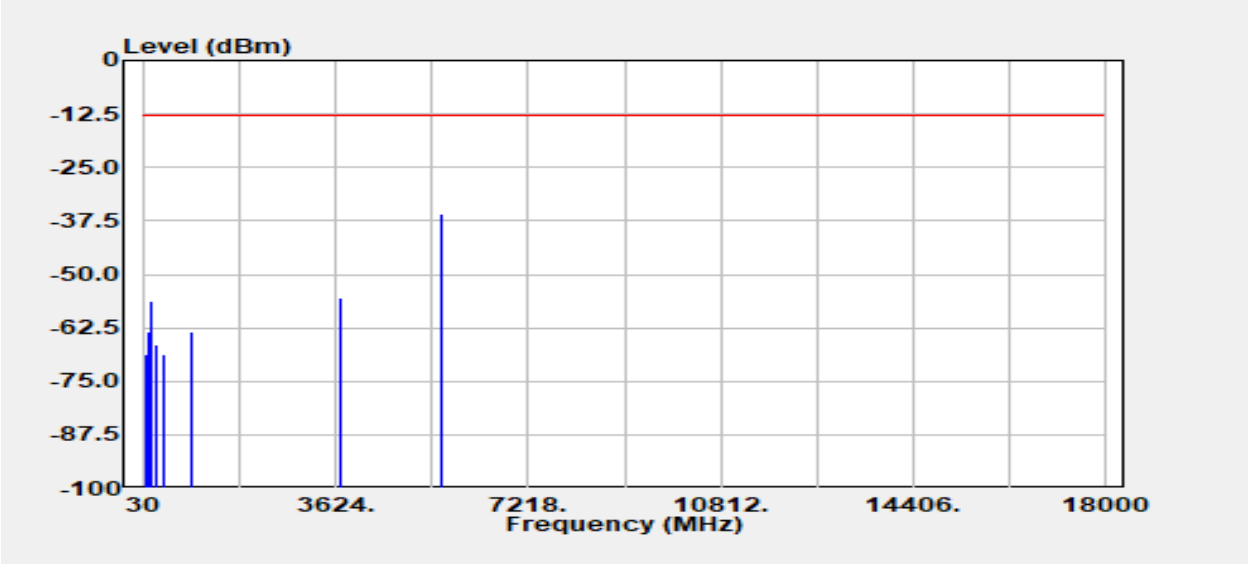

Freq. MHz	EIRP/ERP dBm	SG Output Level dBm	Antenna Gain dBi/dBd	Cable Loss dB	Limit dBm	Margin dB
97.80	-68.77	-63.02	-5.58	0.17	-13.00	-55.77
134.95	-63.53	-56.59	-6.74	0.20	-13.00	-50.53
198.78	-56.12	-53.61	-2.26	0.25	-13.00	-43.12
305.87	-66.60	-66.83	0.55	0.32	-13.00	-53.60
444.48	-68.59	-68.58	0.41	0.42	-13.00	-55.59
923.08	-63.35	-64.01	1.30	0.64	-13.00	-50.35
3735.00	-55.57	-62.13	7.80	1.24	-13.00	-42.57
5602.50	-36.03	-44.86	10.31	1.48	-13.00	-23.03

Remark:

1. Measuring frequencies from 1 GHz to the 10th harmonic of highest fundamental frequency.
2. Measurements above show only up to 6 maximum emissions noted, or would be lesser, with " N/A " remark, if no specific emissions from the EUT are recorded (ie: margin>20dB from the applicable limit) and considered that's already beyond the background noise floor.

This document cannot be reproduced except in full, without prior written approval of the Company. 本報告未經本公司書面許可，不可部份複製。

Project No	:TM-2305000074P	Test Date	:2023-10-24
Operation Band	:LTE_Band4_CH20350_ 10M_QPSK(1,49)	Temp./Humi.	:24.6/57
Frequency	:1750 MHz	Antenna Pol.	:VERTICAL
Operation Mode	:TX	Engineer	:Tony.Chao
EUT Pol	:E2	Test Chamber	: 966A
Setting	:		

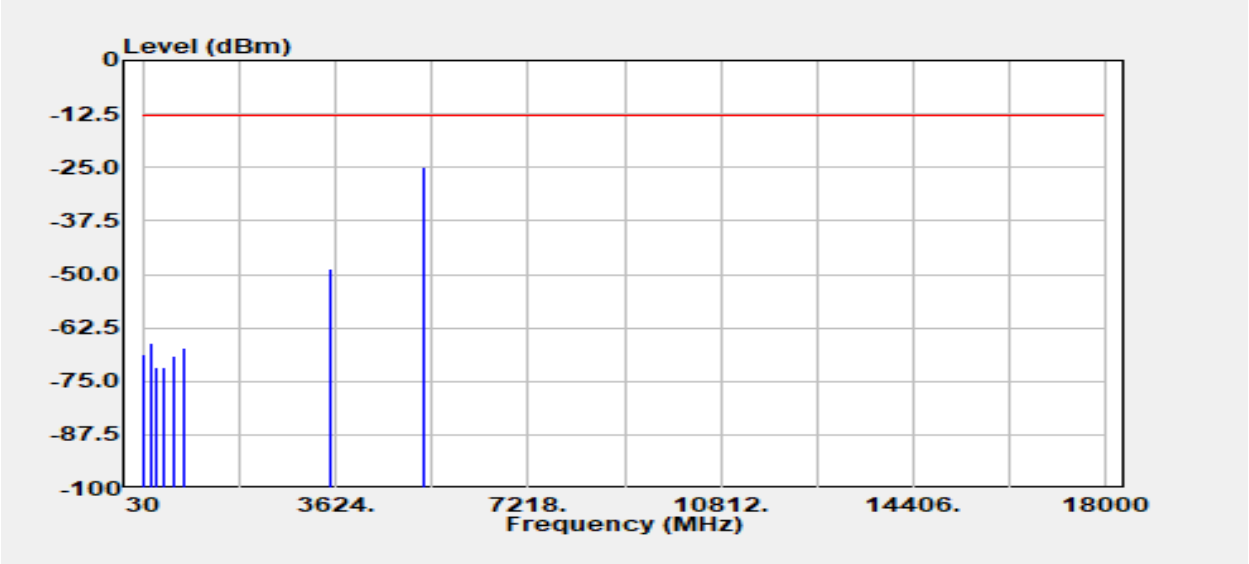

Freq. MHz	EIRP/ERP dBm	SG Output Level dBm	Antenna Gain dBi/dBd	Cable Loss dB	Limit dBm	Margin dB
63.85	-68.74	-61.17	-7.44	0.13	-13.00	-55.74
198.88	-66.06	-63.55	-2.26	0.25	-13.00	-53.06
304.90	-71.87	-72.09	0.54	0.32	-13.00	-58.87
439.73	-71.87	-71.79	0.34	0.41	-13.00	-58.87
604.34	-68.88	-69.88	1.51	0.50	-13.00	-55.88
784.95	-67.24	-67.51	0.85	0.58	-13.00	-54.24
3508.80	-48.75	-55.33	7.78	1.20	-13.00	-35.75
5263.20	-24.85	-33.41	10.00	1.44	-13.00	-11.85

Remark:
1. Measuring frequencies from 1 GHz to the 10th harmonic of highest fundamental frequency.
2. Measurements above show only up to 6 maximum emissions noted, or would be lesser, with " N/A " remark, if no specific emissions from the EUT are recorded (ie: margin>20dB from the applicable limit) and considered that's already beyond the background noise floor.

This document cannot be reproduced except in full, without prior written approval of the Company. 本報告未經本公司書面許可，不可部份複製。

Project No	:TM-2305000074P	Test Date	:2023-10-24
Operation Band	:LTE_Band4_CH20350_ 10M_QPSK(1,49)	Temp./Humi.	:24.6/57
Frequency	:1750 MHz	Antenna Pol.	:HORIZONTAL
Operation Mode	:TX	Engineer	:Tony.Chao
EUT Pol	:E2	Test Chamber	: 966A
Setting	:		

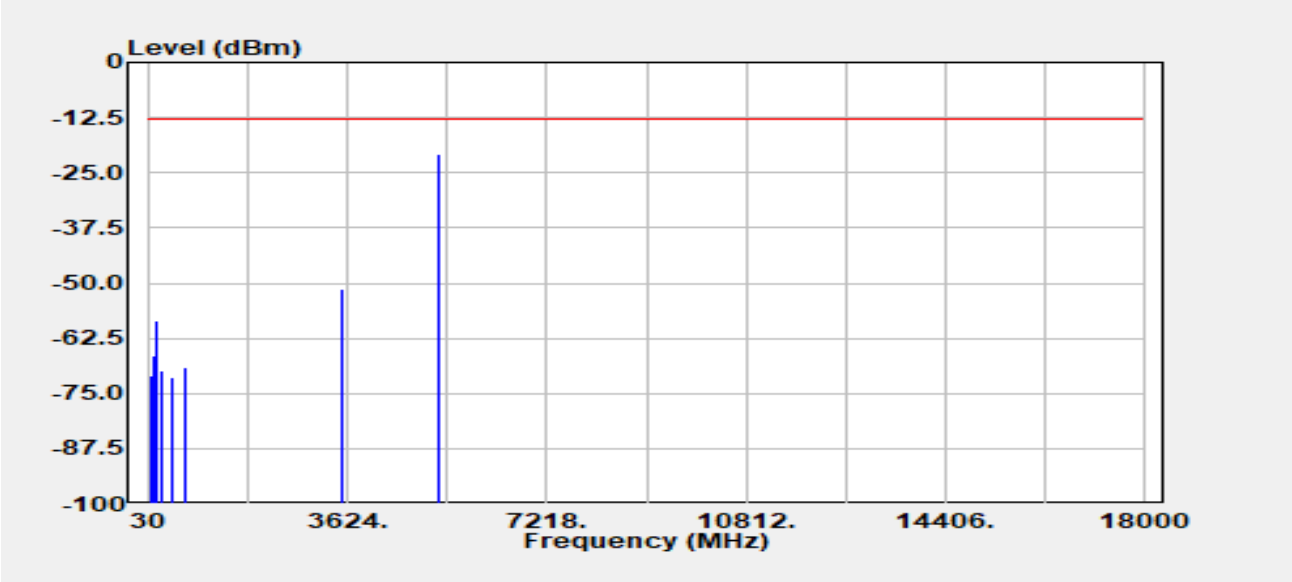

Freq. MHz	EIRP/ERP dBm	SG Output Level dBm	Antenna Gain dBi/dBd	Cable Loss dB	Limit dBm	Margin dB
79.96	-71.01	-65.76	-5.09	0.15	-13.00	-58.01
134.47	-66.30	-59.39	-6.72	0.20	-13.00	-53.30
196.74	-58.52	-56.24	-2.04	0.25	-13.00	-45.52
303.64	-69.68	-69.88	0.53	0.32	-13.00	-56.68
455.25	-71.33	-71.42	0.51	0.42	-13.00	-58.33
725.68	-69.04	-69.54	1.05	0.55	-13.00	-56.04
3508.80	-51.14	-57.72	7.78	1.20	-13.00	-38.14
5263.20	-20.79	-29.34	10.00	1.44	-13.00	-7.79

Remark:

1. Measuring frequencies from 1 GHz to the 10th harmonic of highest fundamental frequency.
2. Measurements above show only up to 6 maximum emissions noted, or would be lesser, with " N/A " remark, if no specific emissions from the EUT are recorded (ie: margin>20dB from the applicable limit) and considered that's already beyond the background noise floor.

This document cannot be reproduced except in full, without prior written approval of the Company. 本報告未經本公司書面許可，不可部份複製。

Project No	:TM-2305000074P	Test Date	:2023-10-24
Operation Band	:LTE_Band5_CH20600_ 10M_QPSK(1,49)	Temp./Humi.	:24.6/57
Frequency	:844 MHz	Antenna Pol.	:VERTICAL
Operation Mode	:TX	Engineer	:Tony.Chao
EUT Pol	:E2	Test Chamber	: 966A
Setting	:		

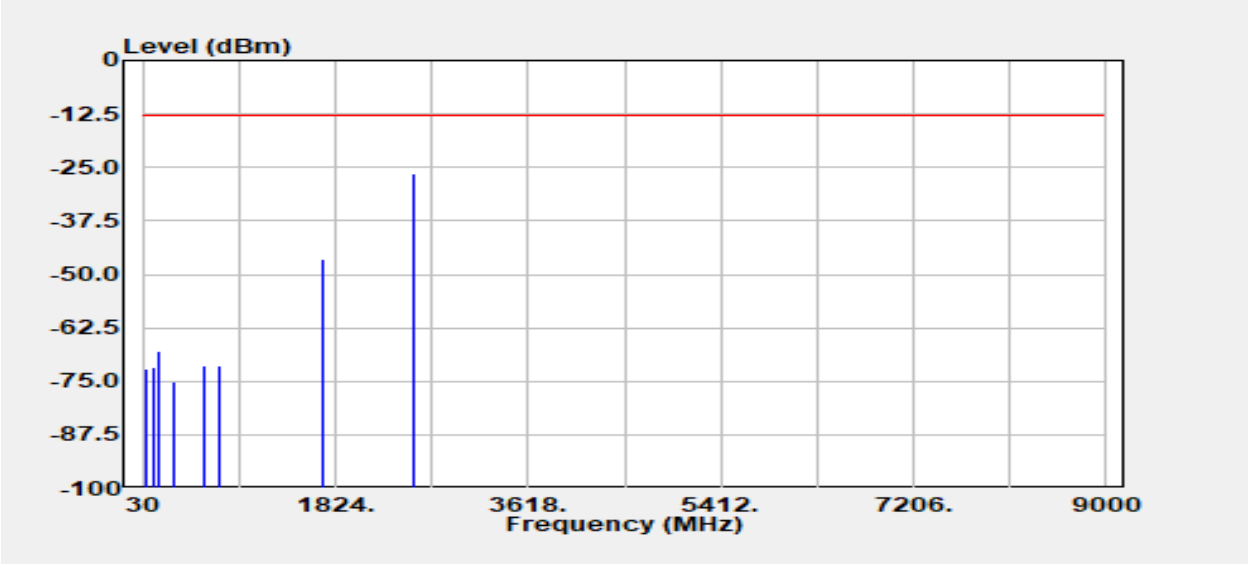

Freq. MHz	EIRP/ERP dBm	SG Output Level dBm	Antenna Gain dBi/dBd	Cable Loss dB	Limit dBm	Margin dB
56.09	-72.09	-64.18	-7.79	0.12	-13.00	-59.09
142.04	-71.74	-65.84	-5.70	0.20	-13.00	-58.74
191.02	-68.02	-66.26	-1.52	0.24	-13.00	-55.02
310.62	-74.97	-75.21	0.57	0.33	-13.00	-61.97
596.67	-71.36	-72.43	1.57	0.50	-13.00	-58.36
742.08	-71.19	-71.65	1.02	0.56	-13.00	-58.19
1696.80	-46.60	-51.27	5.52	0.85	-13.00	-33.60
2545.20	-26.50	-31.34	5.87	1.03	-13.00	-13.50

Remark:
1. Measuring frequencies from 1 GHz to the 10th harmonic of highest fundamental frequency.
2. Measurements above show only up to 6 maximum emissions noted, or would be lesser, with " N/A " remark, if no specific emissions from the EUT are recorded (ie: margin>20dB from the applicable limit) and considered that's already beyond the background noise floor.

This document cannot be reproduced except in full, without prior written approval of the Company. 本報告未經本公司書面許可，不可部份複製。

Project No	:TM-2305000074P	Test Date	:2023-10-24
Operation Band	:LTE_Band5_CH20600_ 10M_QPSK(1,49)	Temp./Humi.	:24.6/57
Frequency	:844 MHz	Antenna Pol.	:HORIZONTAL
Operation Mode	:TX	Engineer	:Tony.Chao
EUT Pol	:E2	Test Chamber	: 966A
Setting	:		

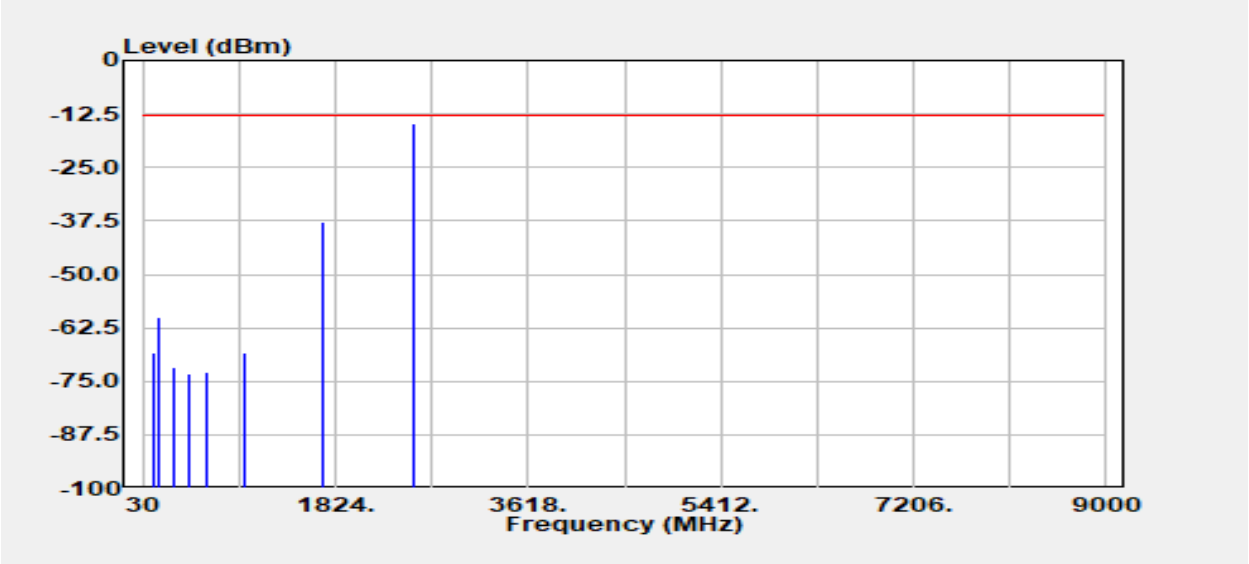

Freq. MHz	EIRP/ERP dBm	SG Output Level dBm	Antenna Gain dBi/dBd	Cable Loss dB	Limit dBm	Margin dB
139.80	-68.18	-62.11	-5.87	0.20	-13.00	-55.18
191.12	-60.04	-58.27	-1.53	0.24	-13.00	-47.04
316.54	-71.62	-71.85	0.56	0.33	-13.00	-58.62
462.23	-73.12	-73.06	0.37	0.43	-13.00	-60.12
634.21	-72.76	-73.06	0.81	0.51	-13.00	-59.76
968.48	-68.39	-69.09	1.35	0.65	-13.00	-55.39
1696.80	-37.66	-42.33	5.52	0.85	-13.00	-24.66
2545.20	-14.58	-19.42	5.87	1.03	-13.00	-1.58

Remark:

1. Measuring frequencies from 1 GHz to the 10th harmonic of highest fundamental frequency.
2. Measurements above show only up to 6 maximum emissions noted, or would be lesser, with " N/A " remark, if no specific emissions from the EUT are recorded (ie: margin>20dB from the applicable limit) and considered that's already beyond the background noise floor.

This document cannot be reproduced except in full, without prior written approval of the Company. 本報告未經本公司書面許可，不可部份複製。

Project No	:TM-2305000074P	Test Date	:2023-10-24
Operation Band	:LTE_Band7_CH20850_ 20M_QPSK(1,0)	Temp./Humi.	:24.6/57
Frequency	:2510 MHz	Antenna Pol.	:VERTICAL
Operation Mode	:TX	Engineer	:Tony.Chao
EUT Pol	:E2	Test Chamber	: 966A
Setting	:		

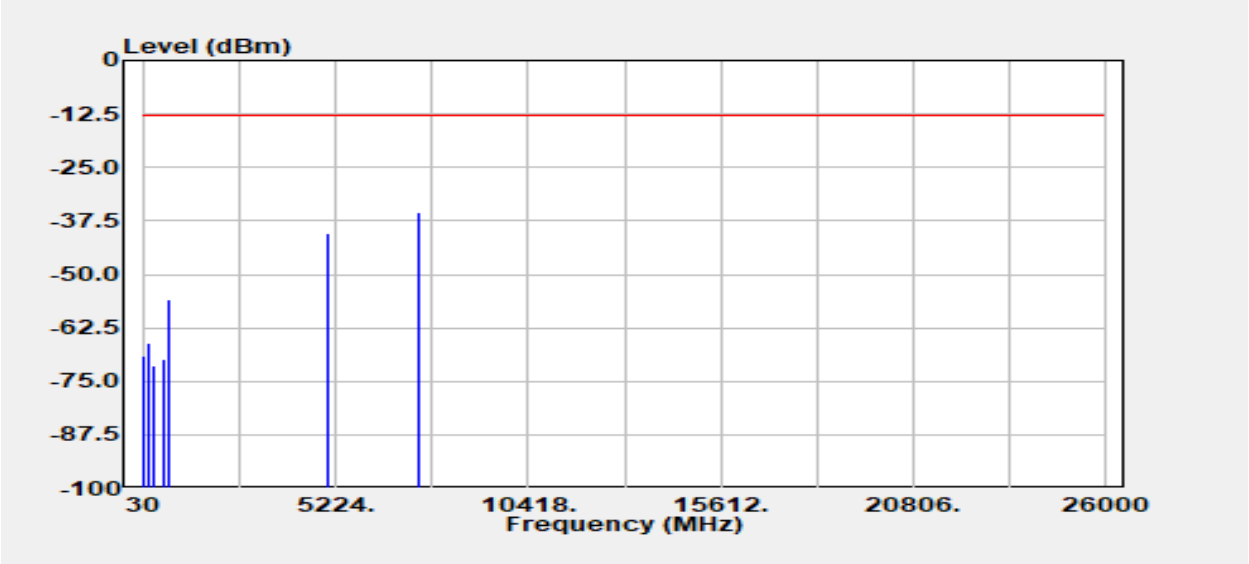

Freq. MHz	EIRP/ERP dBm	SG Output Level dBm	Antenna Gain dBi/dBd	Cable Loss dB	Limit dBm	Margin dB
63.95	-68.91	-61.35	-7.43	0.13	-13.00	-55.91
196.55	-66.19	-63.91	-2.03	0.25	-13.00	-53.19
308.78	-71.48	-71.72	0.57	0.33	-13.00	-58.48
333.13	-72.14	-72.61	0.81	0.34	-13.00	-59.14
581.64	-69.88	-70.38	0.99	0.49	-13.00	-56.88
745.67	-55.68	-56.12	1.01	0.56	-13.00	-42.68
5002.20	-40.33	-48.62	9.71	1.41	-13.00	-27.33
7503.30	-35.56	-45.78	11.89	1.67	-13.00	-22.56

Remark:
1. Measuring frequencies from 1 GHz to the 10th harmonic of highest fundamental frequency.
2. Measurements above show only up to 6 maximum emissions noted, or would be lesser, with " N/A " remark, if no specific emissions from the EUT are recorded (ie: margin>20dB from the applicable limit) and considered that's already beyond the background noise floor.

This document cannot be reproduced except in full, without prior written approval of the Company. 本報告未經本公司書面許可，不可部份複製。

Project No	:TM-2305000074P	Test Date	:2023-10-24
Operation Band	:LTE_Band7_CH20850_ 20M_QPSK(1,0)	Temp./Humi.	:24.6/57
Frequency	:2510 MHz	Antenna Pol.	:HORIZONTAL
Operation Mode	:TX	Engineer	:Tony.Chao
EUT Pol	:E2	Test Chamber	: 966A
Setting	:		

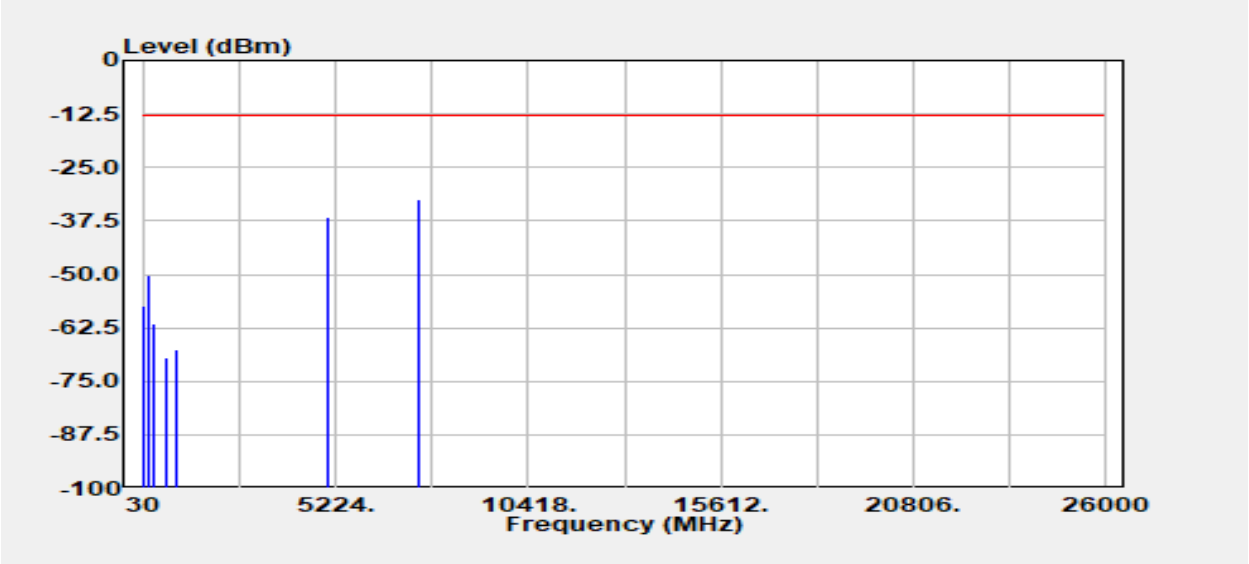

Freq. MHz	EIRP/ERP dBm	SG Output Level dBm	Antenna Gain dBi/dBd	Cable Loss dB	Limit dBm	Margin dB
30.68	-57.24	-30.58	-26.57	0.09	-13.00	-44.24
164.73	-50.00	-46.52	-3.26	0.22	-13.00	-37.00
198.78	-58.48	-55.97	-2.26	0.25	-13.00	-45.48
331.86	-61.57	-62.01	0.78	0.34	-13.00	-48.57
646.53	-69.58	-69.91	0.84	0.52	-13.00	-56.58
932.68	-67.46	-67.96	1.14	0.64	-13.00	-54.46
5002.20	-36.57	-44.87	9.71	1.41	-13.00	-23.57
7503.30	-32.57	-42.79	11.89	1.67	-13.00	-19.57

Remark:

1. Measuring frequencies from 1 GHz to the 10th harmonic of highest fundamental frequency.
2. Measurements above show only up to 6 maximum emissions noted, or would be lesser, with " N/A " remark, if no specific emissions from the EUT are recorded (ie: margin>20dB from the applicable limit) and considered that's already beyond the background noise floor.

This document cannot be reproduced except in full, without prior written approval of the Company. 本報告未經本公司書面許可，不可部份複製。

Project No	:TM-2305000074P	Test Date	:2023-10-24
Operation Band	:LTE_Band12_CH23060_ 10M_QPSK(1,0)	Temp./Humi.	:24.6/57
Frequency	:704 MHz	Antenna Pol.	:VERTICAL
Operation Mode	:TX	Engineer	:Tony.Chao
EUT Pol	:E2	Test Chamber	: 966A
Setting	:		

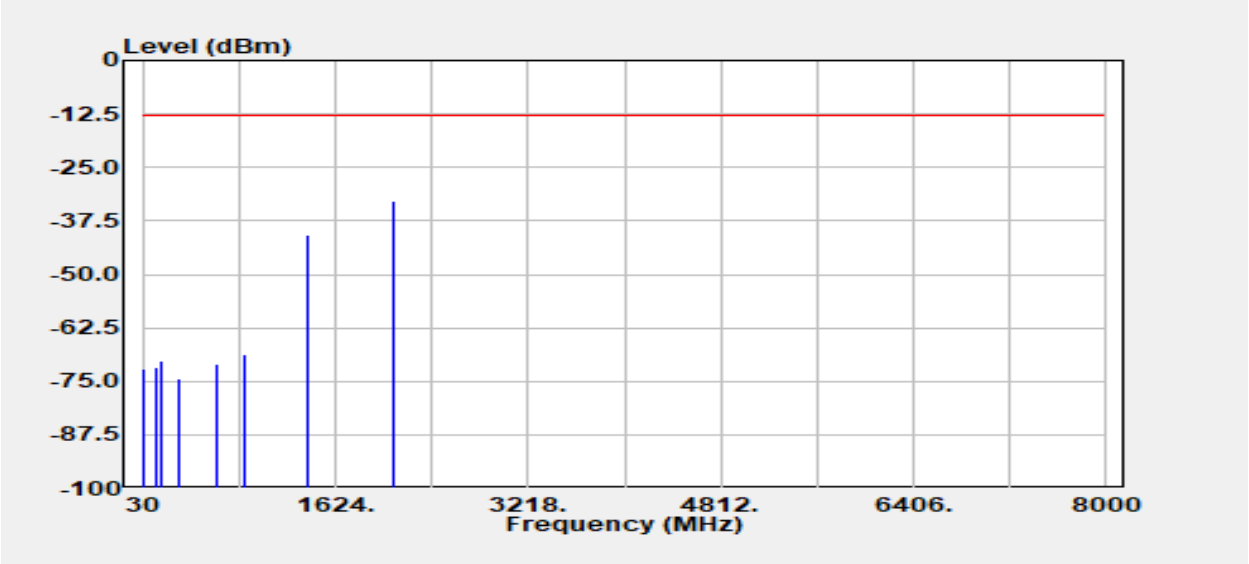

Freq. MHz	EIRP/ERP dBm	SG Output Level dBm	Antenna Gain dBi/dBd	Cable Loss dB	Limit dBm	Margin dB
45.23	-72.18	-59.19	-12.88	0.11	-13.00	-59.18
141.07	-71.77	-65.72	-5.85	0.20	-13.00	-58.77
191.02	-70.05	-68.29	-1.52	0.24	-13.00	-57.05
337.30	-74.46	-74.98	0.87	0.35	-13.00	-61.46
642.46	-70.76	-71.05	0.81	0.52	-13.00	-57.76
882.34	-68.64	-69.05	1.03	0.62	-13.00	-55.64
1399.00	-40.91	-44.83	4.69	0.77	-13.00	-27.91
2098.50	-32.95	-37.01	5.00	0.94	-13.00	-19.95

Remark:

1. Measuring frequencies from 1 GHz to the 10th harmonic of highest fundamental frequency.
2. Measurements above show only up to 6 maximum emissions noted, or would be lesser, with " N/A " remark, if no specific emissions from the EUT are recorded (ie: margin>20dB from the applicable limit) and considered that's already beyond the background noise floor.

This document cannot be reproduced except in full, without prior written approval of the Company. 本報告未經本公司書面許可，不可部份複製。

Project No	:TM-2305000074P	Test Date	:2023-10-24
Operation Band	:LTE_Band12_CH23060_ 10M_QPSK(1,0)	Temp./Humi.	:24.6/57
Frequency	:704 MHz	Antenna Pol.	:HORIZONTAL
Operation Mode	:TX	Engineer	:Tony.Chao
EUT Pol	:E2	Test Chamber	: 966A
Setting	:		

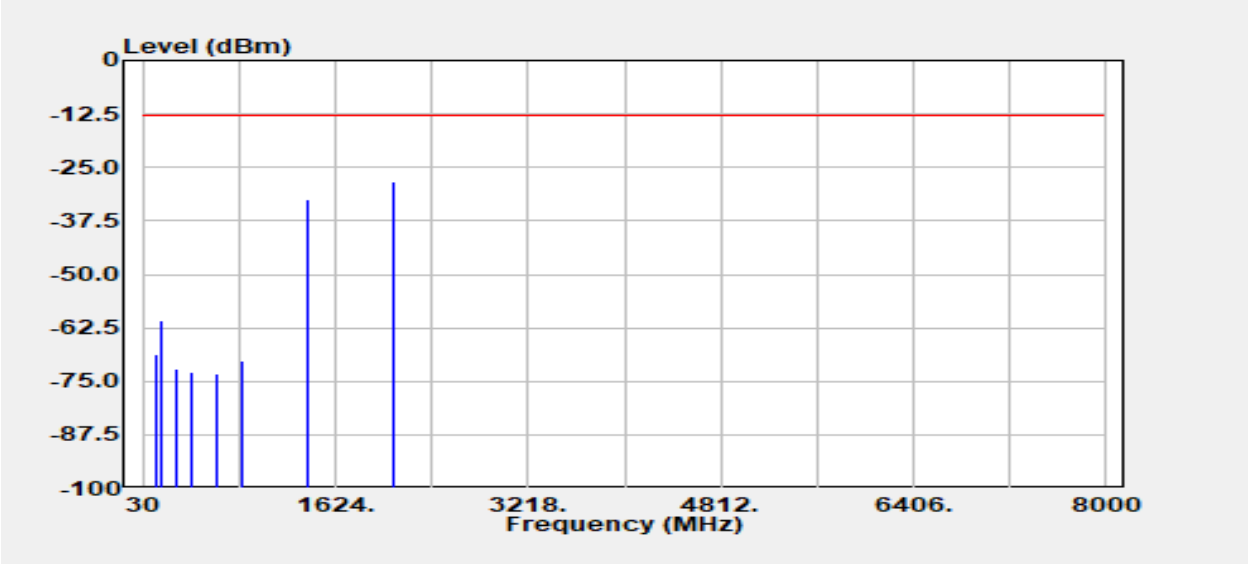

Freq. MHz	EIRP/ERP dBm	SG Output Level dBm	Antenna Gain dBi/dBd	Cable Loss dB	Limit dBm	Margin dB
140.77	-68.59	-62.54	-5.85	0.20	-13.00	-55.59
188.79	-60.84	-59.1	-1.50	0.24	-13.00	-47.84
306.45	-72.04	-72.27	0.55	0.32	-13.00	-59.04
442.06	-72.74	-72.69	0.37	0.42	-13.00	-59.74
634.41	-73.03	-73.33	0.81	0.51	-13.00	-60.03
861.97	-70.23	-70.59	0.97	0.61	-13.00	-57.23
1399.00	-32.41	-36.33	4.69	0.77	-13.00	-19.41
2098.50	-28.35	-32.41	5.00	0.94	-13.00	-15.35

Remark:

1. Measuring frequencies from 1 GHz to the 10th harmonic of highest fundamental frequency.
2. Measurements above show only up to 6 maximum emissions noted, or would be lesser, with " N/A " remark, if no specific emissions from the EUT are recorded (ie: margin>20dB from the applicable limit) and considered that's already beyond the background noise floor.

This document cannot be reproduced except in full, without prior written approval of the Company. 本報告未經本公司書面許可，不可部份複製。

Project No	:TM-2305000074P	Test Date	:2023-10-24
Operation Band	:LTE_Band13_CH23230_ 10M_QPSK(1,0)	Temp./Humi.	:24.6/57
Frequency	:782 MHz	Antenna Pol.	:VERTICAL
Operation Mode	:TX	Engineer	:Tony.Chao
EUT Pol	:E2	Test Chamber	: 966A
Setting	:		

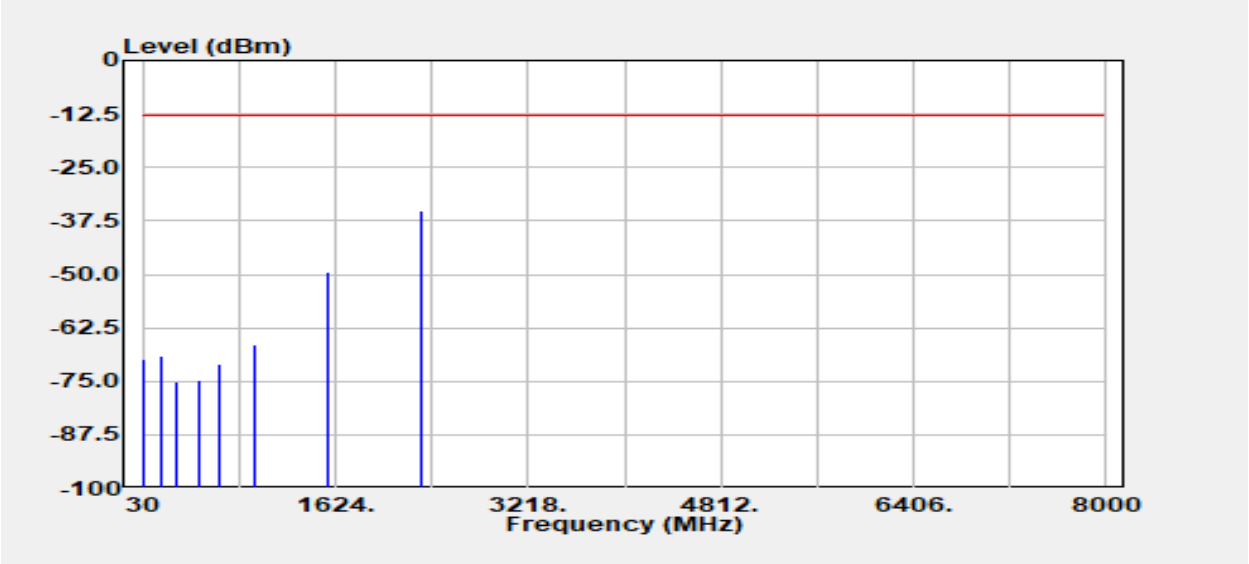

Freq. MHz	EIRP/ERP dBm	SG Output Level dBm	Antenna Gain dBi/dBd	Cable Loss dB	Limit dBm	Margin dB
45.71	-69.79	-57.24	-12.44	0.11	-13.00	-56.79
193.15	-69.21	-67.33	-1.64	0.24	-13.00	-56.21
300.82	-74.91	-75.10	0.51	0.32	-13.00	-61.91
490.17	-74.88	-74.71	0.27	0.44	-13.00	-61.88
661.66	-71.13	-71.51	0.90	0.52	-13.00	-58.13
962.85	-66.26	-66.75	1.14	0.65	-13.00	-53.26
1555.00	-49.39	-54.97	6.39	0.81	-13.00	-36.39
2332.50	-35.23	-39.84	5.60	0.99	-13.00	-22.23

Remark:
1. Measuring frequencies from 1 GHz to the 10th harmonic of highest fundamental frequency.
2. Measurements above show only up to 6 maximum emissions noted, or would be lesser, with " N/A " remark, if no specific emissions from the EUT are recorded (ie: margin>20dB from the applicable limit) and considered that's already beyond the background noise floor.

This document cannot be reproduced except in full, without prior written approval of the Company. 本報告未經本公司書面許可，不可部份複製。

Project No	:TM-2305000074P	Test Date	:2023-10-24
Operation Band	:LTE_Band13_CH23230_ 10M_QPSK(1,0)	Temp./Humi.	:24.6/57
Frequency	:782 MHz	Antenna Pol.	:HORIZONTAL
Operation Mode	:TX	Engineer	:Tony.Chao
EUT Pol	:E2	Test Chamber	: 966A
Setting	:		

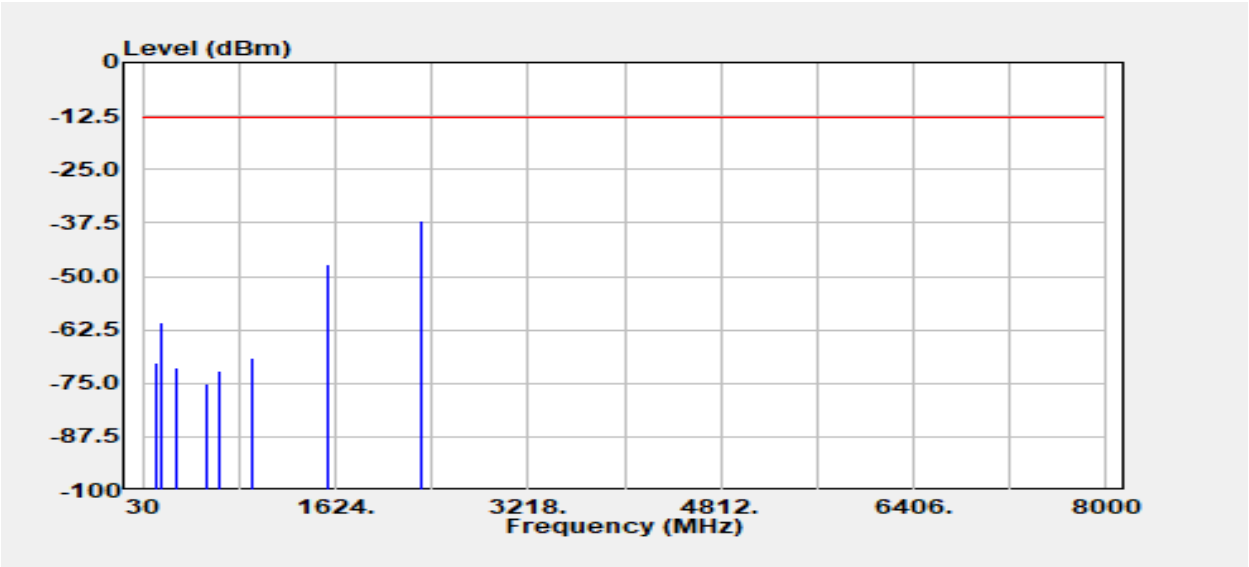

Freq. MHz	EIRP/ERP dBm	SG Output Level dBm	Antenna Gain dBi/dBd	Cable Loss dB	Limit dBm	Margin dB
136.60	-70.02	-63.49	-6.33	0.20	-13.00	-57.02
189.86	-60.90	-59.10	-1.56	0.24	-13.00	-47.90
301.99	-71.33	-71.53	0.52	0.32	-13.00	-58.33
563.60	-75.26	-75.59	0.81	0.48	-13.00	-62.26
673.21	-72.21	-72.60	0.92	0.53	-13.00	-59.21
935.79	-69.14	-69.55	1.05	0.64	-13.00	-56.14
1555.00	-47.21	-52.79	6.39	0.81	-13.00	-34.21
2332.50	-36.90	-41.51	5.60	0.99	-13.00	-23.90

Remark:

1. Measuring frequencies from 1 GHz to the 10th harmonic of highest fundamental frequency.
2. Measurements above show only up to 6 maximum emissions noted, or would be lesser, with " N/A " remark, if no specific emissions from the EUT are recorded (ie: margin>20dB from the applicable limit) and considered that's already beyond the background noise floor.

This document cannot be reproduced except in full, without prior written approval of the Company. 本報告未經本公司書面許可，不可部份複製。

Project No	:TM-2305000074P	Test Date	:2023-10-24
Operation Band	:LTE_Band14_CH23330_ 10M_QPSK(1,0)	Temp./Humi.	:24.6/57
Frequency	:793 MHz	Antenna Pol.	:VERTICAL
Operation Mode	:TX	Engineer	:Tony.Chao
EUT Pol	:E2	Test Chamber	: 966A
Setting	:		

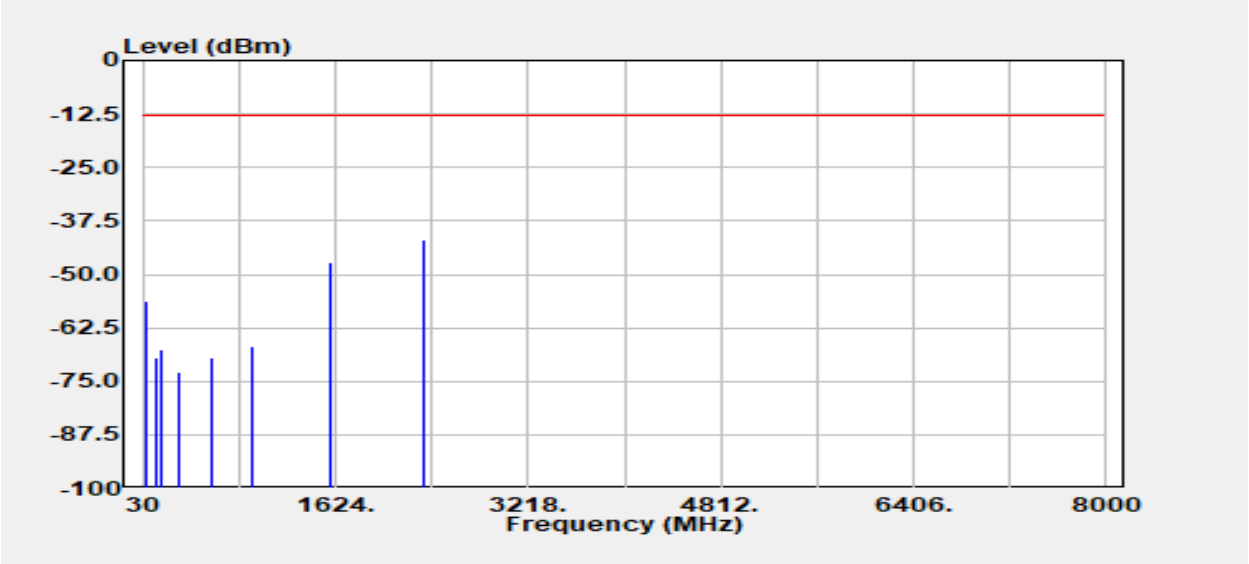

Freq. MHz	EIRP/ERP dBm	SG Output Level dBm	Antenna Gain dBi/dBd	Cable Loss dB	Limit dBm	Margin dB
50.08	-56.08	-46.72	-9.25	0.11	-13.00	-43.08
139.90	-69.52	-63.47	-5.85	0.20	-13.00	-56.52
188.69	-67.62	-65.89	-1.49	0.24	-13.00	-54.62
320.90	-73.00	-73.36	0.69	0.33	-13.00	-60.00
600.07	-69.28	-70.40	1.62	0.50	-13.00	-56.28
945.49	-66.93	-67.06	0.77	0.64	-13.00	-53.93
1577.00	-47.28	-52.81	6.35	0.82	-13.00	-34.28
2365.50	-42.05	-46.60	5.54	0.99	-13.00	-29.05

Remark:
1. Measuring frequencies from 1 GHz to the 10th harmonic of highest fundamental frequency.
2. Measurements above show only up to 6 maximum emissions noted, or would be lesser, with " N/A " remark, if no specific emissions from the EUT are recorded (ie: margin>20dB from the applicable limit) and considered that's already beyond the background noise floor.

This document cannot be reproduced except in full, without prior written approval of the Company. 本報告未經本公司書面許可，不可部份複製。

Project No	:TM-2305000074P	Test Date	:2023-10-24
Operation Band	:LTE_Band14_CH23330_ 10M_QPSK(1,0)	Temp./Humi.	:24.6/57
Frequency	:793 MHz	Antenna Pol.	:HORIZONTAL
Operation Mode	:TX	Engineer	:Tony.Chao
EUT Pol	:E2	Test Chamber	: 966A
Setting	:		

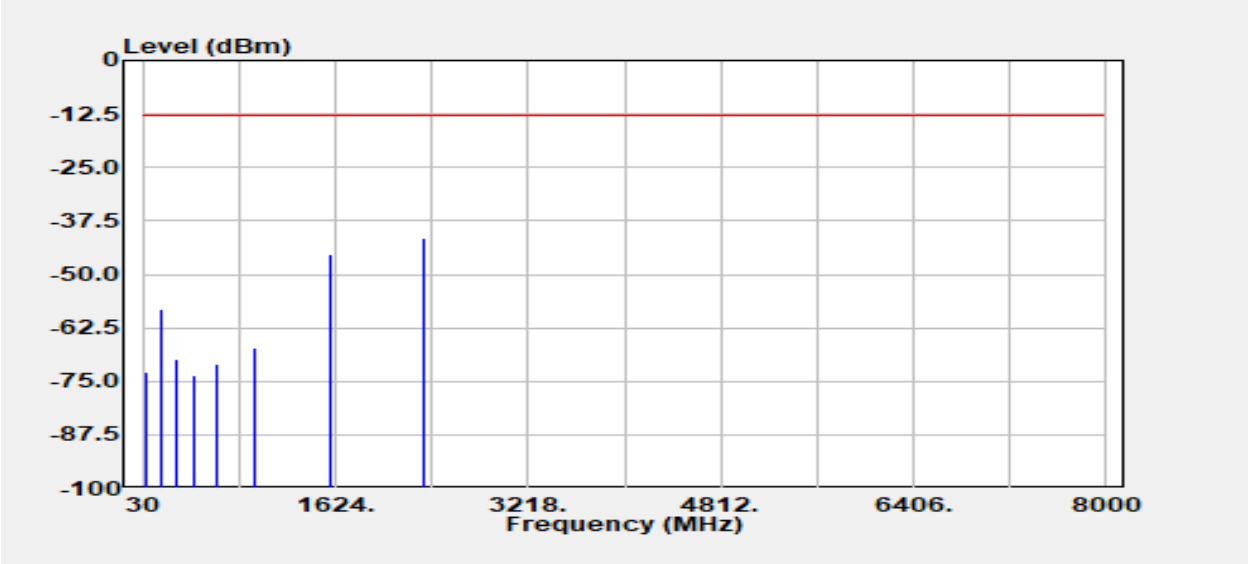

Freq. MHz	EIRP/ERP dBm	SG Output Level dBm	Antenna Gain dBi/dBd	Cable Loss dB	Limit dBm	Margin dB
63.85	-72.69	-65.12	-7.44	0.13	-13.00	-59.69
191.02	-57.95	-56.19	-1.52	0.24	-13.00	-44.95
309.55	-69.71	-69.96	0.58	0.33	-13.00	-56.71
462.72	-73.72	-73.65	0.36	0.43	-13.00	-60.72
641.29	-70.78	-71.06	0.80	0.52	-13.00	-57.78
946.07	-67.15	-67.29	0.78	0.64	-13.00	-54.15
1577.00	-45.36	-50.89	6.35	0.82	-13.00	-32.36
2365.50	-41.45	-46.00	5.54	0.99	-13.00	-28.45

Remark:

1. Measuring frequencies from 1 GHz to the 10th harmonic of highest fundamental frequency.
2. Measurements above show only up to 6 maximum emissions noted, or would be lesser, with " N/A " remark, if no specific emissions from the EUT are recorded (ie: margin>20dB from the applicable limit) and considered that's already beyond the background noise floor.

This document cannot be reproduced except in full, without prior written approval of the Company. 本報告未經本公司書面許可，不可部份複製。

Project No	:TM-2305000074P	Test Date	:2023-10-24
Operation Band	:LTE_Band17_CH23780_ 10M_QPSK(1,0)	Temp./Humi.	:24.6/57
Frequency	:709 MHz	Antenna Pol.	:VERTICAL
Operation Mode	:TX	Engineer	:Tony.Chao
EUT Pol	:E2	Test Chamber	: 966A
Setting	:		

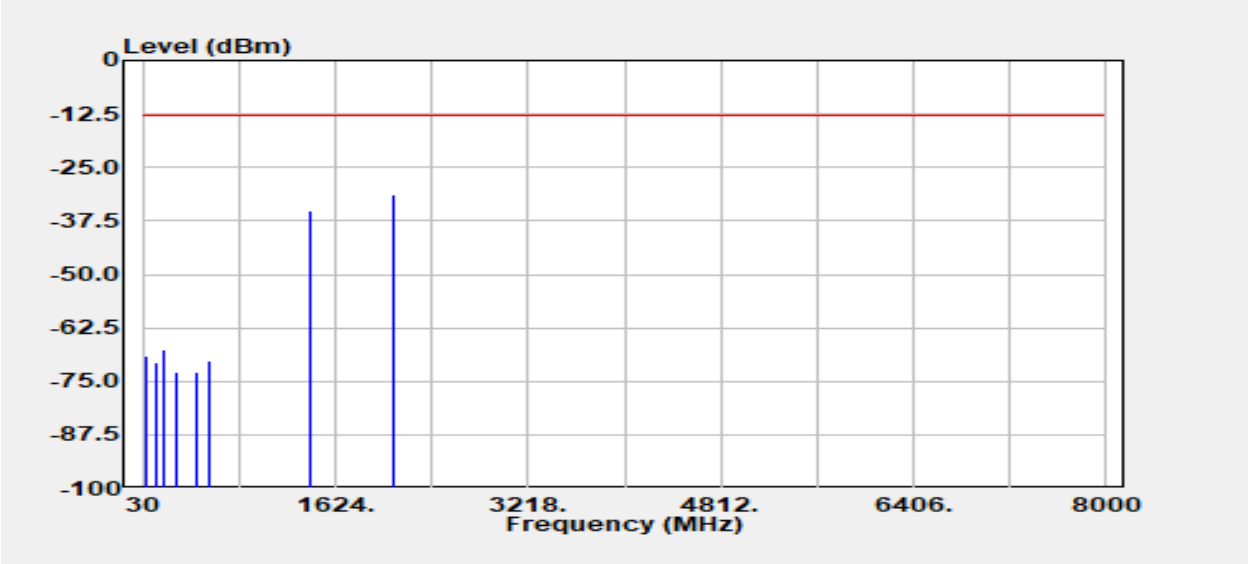

Freq. MHz	EIRP/ERP dBm	SG Output Level dBm	Antenna Gain dBi/dBd	Cable Loss dB	Limit dBm	Margin dB
63.85	-68.90	-61.33	-7.44	0.13	-13.00	-55.90
136.60	-70.62	-64.09	-6.33	0.20	-13.00	-57.62
199.85	-67.37	-64.81	-2.31	0.25	-13.00	-54.37
306.64	-72.81	-73.04	0.55	0.32	-13.00	-59.81
466.60	-72.81	-72.72	0.34	0.43	-13.00	-59.81
580.28	-70.06	-70.51	0.94	0.49	-13.00	-57.06
1409.20	-34.99	-39.05	4.83	0.77	-13.00	-21.99
2113.80	-31.32	-35.41	5.03	0.94	-13.00	-18.32

Remark:

1. Measuring frequencies from 1 GHz to the 10th harmonic of highest fundamental frequency.
2. Measurements above show only up to 6 maximum emissions noted, or would be lesser, with " N/A " remark, if no specific emissions from the EUT are recorded (ie: margin>20dB from the applicable limit) and considered that's already beyond the background noise floor.

This document cannot be reproduced except in full, without prior written approval of the Company. 本報告未經本公司書面許可，不可部份複製。

Project No	:TM-2305000074P	Test Date	:2023-10-24
Operation Band	:LTE_Band17_CH23780_ 10M_QPSK(1,0)	Temp./Humi.	:24.6/57
Frequency	:709 MHz	Antenna Pol.	:HORIZONTAL
Operation Mode	:TX	Engineer	:Tony.Chao
EUT Pol	:E2	Test Chamber	: 966A
Setting	:		

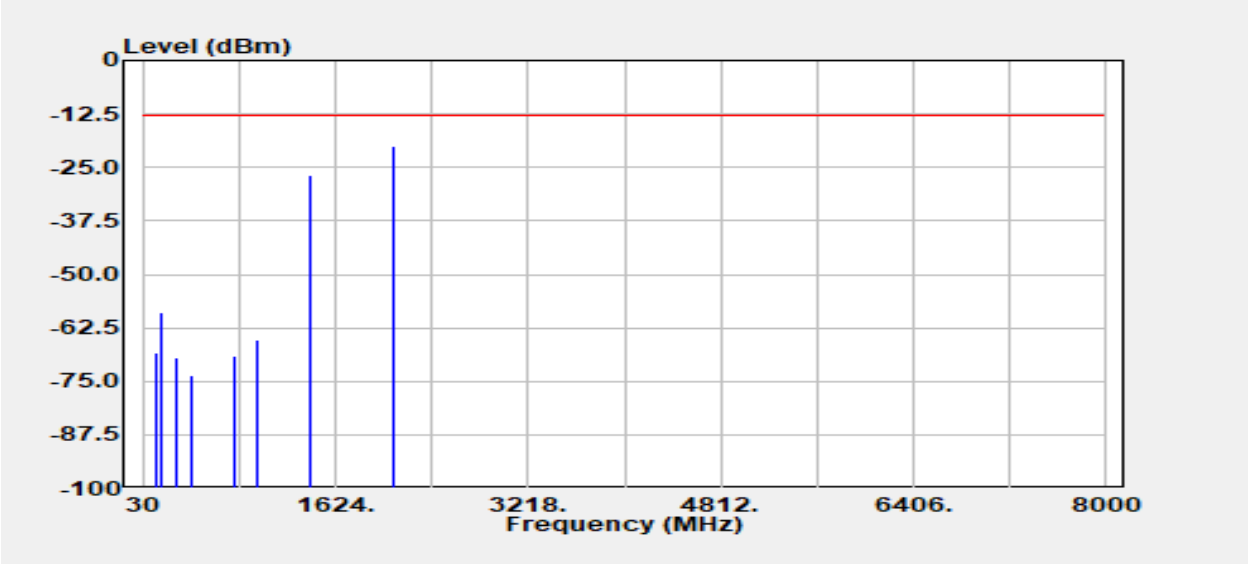

Freq. MHz	EIRP/ERP dBm	SG Output Level dBm	Antenna Gain dBi/dBd	Cable Loss dB	Limit dBm	Margin dB
135.44	-68.34	-61.56	-6.58	0.20	-13.00	-55.34
188.79	-58.81	-57.07	-1.50	0.24	-13.00	-45.81
306.64	-69.42	-69.65	0.55	0.32	-13.00	-56.42
440.31	-73.41	-73.34	0.34	0.41	-13.00	-60.41
793.20	-69.12	-69.47	0.94	0.59	-13.00	-56.12
975.36	-65.29	-65.97	1.33	0.65	-13.00	-52.29
1409.20	-26.86	-30.92	4.83	0.77	-13.00	-13.86
2113.80	-20.10	-24.19	5.03	0.94	-13.00	-7.10

Remark:

1. Measuring frequencies from 1 GHz to the 10th harmonic of highest fundamental frequency.
2. Measurements above show only up to 6 maximum emissions noted, or would be lesser, with " N/A " remark, if no specific emissions from the EUT are recorded (ie: margin>20dB from the applicable limit) and considered that's already beyond the background noise floor.

This document cannot be reproduced except in full, without prior written approval of the Company. 本報告未經本公司書面許可，不可部份複製。

Project No	:TM-2305000074P	Test Date	:2023-10-24
Operation Band	:LTE_Band25_CH26140_ 20M_QPSK(1,0)	Temp./Humi.	:24.6/57
Frequency	:1860 MHz	Antenna Pol.	:VERTICAL
Operation Mode	:TX	Engineer	:Tony.Chao
EUT Pol	:E2	Test Chamber	: 966A
Setting	:		

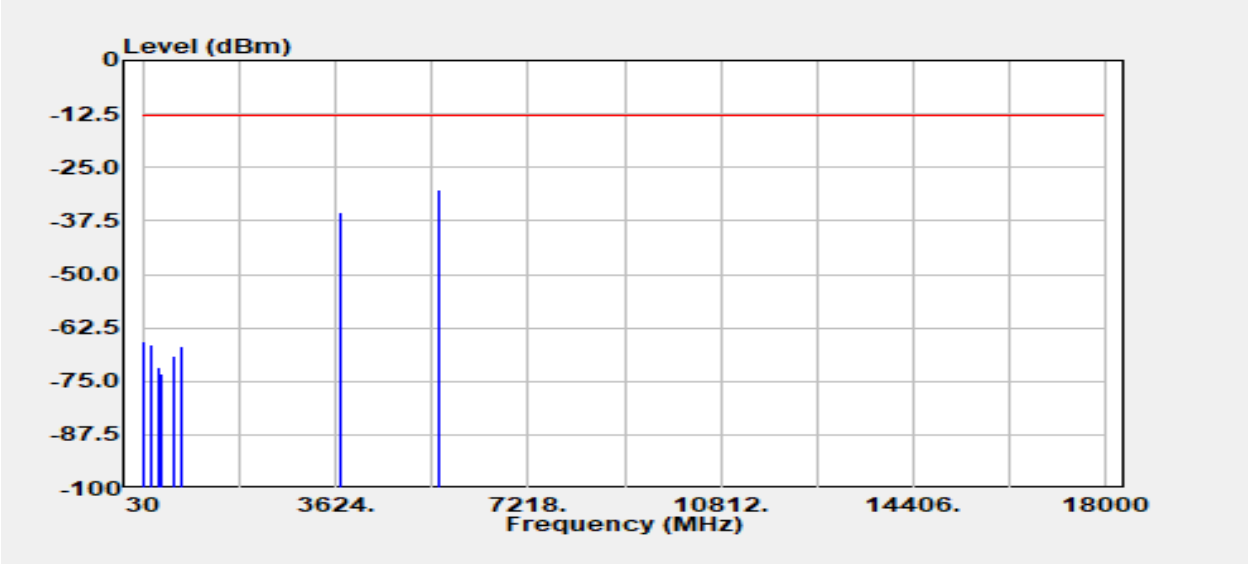

Freq. MHz	EIRP/ERP dBm	SG Output Level dBm	Antenna Gain dBi/dBd	Cable Loss dB	Limit dBm	Margin dB
32.23	-65.55	-40.56	-24.89	0.09	-13.00	-52.55
197.71	-66.28	-63.87	-2.16	0.25	-13.00	-53.28
307.91	-71.73	-71.97	0.56	0.33	-13.00	-58.73
392.30	-73.37	-73.77	0.78	0.38	-13.00	-60.37
595.22	-69.19	-70.25	1.55	0.50	-13.00	-56.19
766.91	-66.63	-67.17	1.11	0.57	-13.00	-53.63
3702.20	-35.60	-42.16	7.80	1.23	-13.00	-22.60
5553.30	-30.11	-38.84	10.21	1.48	-13.00	-17.11

Remark:

1. Measuring frequencies from 1 GHz to the 10th harmonic of highest fundamental frequency.
2. Measurements above show only up to 6 maximum emissions noted, or would be lesser, with " N/A " remark, if no specific emissions from the EUT are recorded (ie: margin>20dB from the applicable limit) and considered that's already beyond the background noise floor.

This document cannot be reproduced except in full, without prior written approval of the Company. 本報告未經本公司書面許可，不可部份複製。

Project No	:TM-2305000074P	Test Date	:2023-10-24
Operation Band	:LTE_Band25_CH26140_ 20M_QPSK(1,0)	Temp./Humi.	:24.6/57
Frequency	:1860 MHz	Antenna Pol.	:HORIZONTAL
Operation Mode	:TX	Engineer	:Tony.Chao
EUT Pol	:E2	Test Chamber	: 966A
Setting	:		

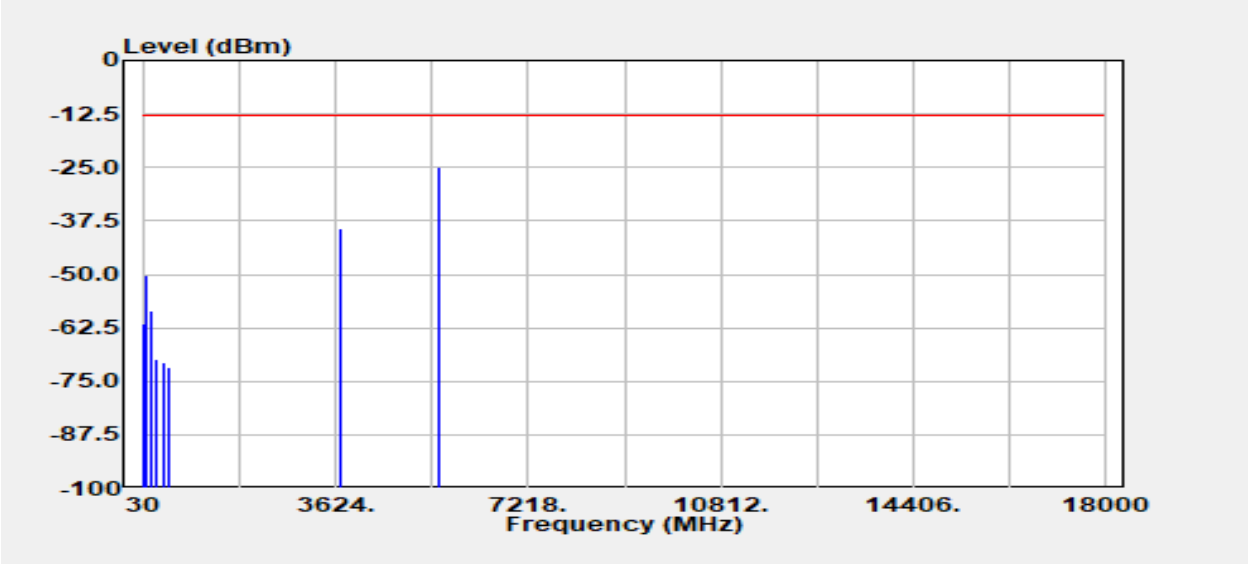

Freq. MHz	EIRP/ERP dBm	SG Output Level dBm	Antenna Gain dBi/dBd	Cable Loss dB	Limit dBm	Margin dB
45.33	-61.54	-48.65	-12.79	0.11	-13.00	-48.54
92.37	-50.02	-45.04	-4.82	0.16	-13.00	-37.02
196.65	-58.50	-56.22	-2.03	0.25	-13.00	-45.50
305.67	-69.78	-70.00	0.55	0.32	-13.00	-56.78
445.94	-70.75	-70.77	0.44	0.42	-13.00	-57.75
537.12	-71.52	-72.06	1.02	0.47	-13.00	-58.52
3702.20	-39.12	-45.69	7.80	1.23	-13.00	-26.12
5553.30	-25.07	-33.80	10.21	1.48	-13.00	-12.07

Remark:
1. Measuring frequencies from 1 GHz to the 10th harmonic of highest fundamental frequency.
2. Measurements above show only up to 6 maximum emissions noted, or would be lesser, with " N/A " remark, if no specific emissions from the EUT are recorded (ie: margin>20dB from the applicable limit) and considered that's already beyond the background noise floor.

This document cannot be reproduced except in full, without prior written approval of the Company. 本報告未經本公司書面許可，不可部份複製。

Project No	:TM-2305000074P	Test Date	:2023-10-24
Operation Band	:LTE_Band26_CH26965_ 15M_QPSK(1,74)	Temp./Humi.	:24.6/57
Frequency	:841.5 MHz	Antenna Pol.	:VERTICAL
Operation Mode	:TX	Engineer	:Tony.Chao
EUT Pol	:E2	Test Chamber	: 966A
Setting	:		

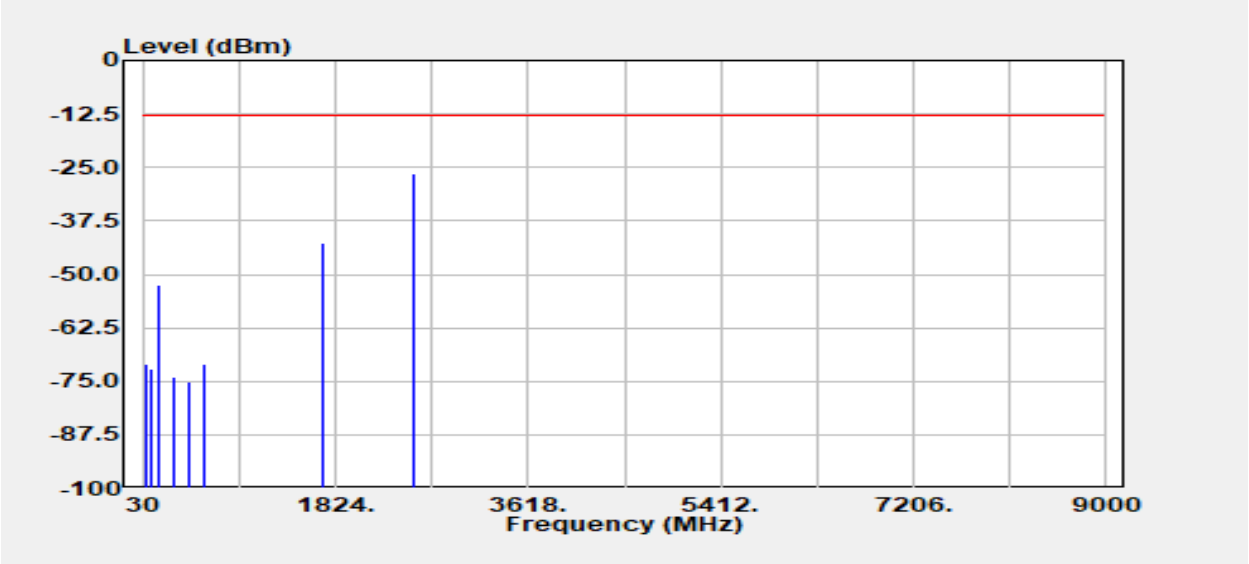

Freq. MHz	EIRP/ERP dBm	SG Output Level dBm	Antenna Gain dBi/dBd	Cable Loss dB	Limit dBm	Margin dB
63.66	-70.96	-63.36	-7.47	0.13	-13.00	-57.96
99.06	-72.18	-66.08	-5.93	0.17	-13.00	-59.18
190.44	-52.28	-50.49	-1.55	0.24	-13.00	-39.28
321.78	-73.85	-74.22	0.71	0.34	-13.00	-60.85
468.05	-75.25	-75.18	0.36	0.43	-13.00	-62.25
605.50	-70.91	-71.87	1.46	0.50	-13.00	-57.91
1696.30	-42.69	-47.36	5.52	0.85	-13.00	-29.69
2544.45	-26.43	-31.27	5.87	1.03	-13.00	-13.43

Remark:

1. Measuring frequencies from 1 GHz to the 10th harmonic of highest fundamental frequency.
2. Measurements above show only up to 6 maximum emissions noted, or would be lesser, with " N/A " remark, if no specific emissions from the EUT are recorded (ie: margin>20dB from the applicable limit) and considered that's already beyond the background noise floor.

This document cannot be reproduced except in full, without prior written approval of the Company. 本報告未經本公司書面許可，不可部份複製。

Project No	:TM-2305000074P	Test Date	:2023-10-24
Operation Band	:LTE_Band26_CH26965_ 15M_QPSK(1,74)	Temp./Humi.	:24.6/57
Frequency	:841.5 MHz	Antenna Pol.	:HORIZONTAL
Operation Mode	:TX	Engineer	:Tony.Chao
EUT Pol	:E2	Test Chamber	: 966A
Setting	:		

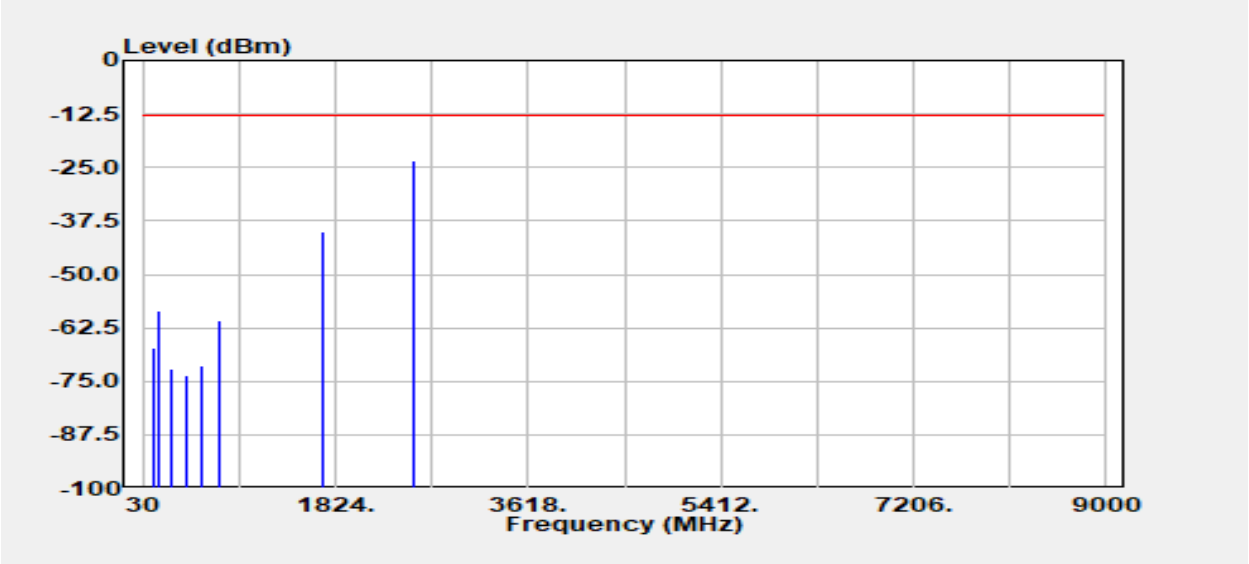

Freq. MHz	EIRP/ERP dBm	SG Output Level dBm	Antenna Gain dBi/dBd	Cable Loss dB	Limit dBm	Margin dB
134.08	-67.21	-60.31	-6.70	0.20	-13.00	-54.21
189.86	-58.63	-56.83	-1.56	0.24	-13.00	-45.63
293.16	-71.93	-71.87	0.26	0.32	-13.00	-58.93
437.89	-73.44	-73.40	0.37	0.41	-13.00	-60.44
578.34	-71.29	-71.67	0.87	0.49	-13.00	-58.29
738.97	-60.68	-61.17	1.05	0.56	-13.00	-47.68
1696.30	-39.98	-44.65	5.52	0.85	-13.00	-26.98
2544.45	-23.46	-28.30	5.87	1.03	-13.00	-10.46

Remark:

1. Measuring frequencies from 1 GHz to the 10th harmonic of highest fundamental frequency.
2. Measurements above show only up to 6 maximum emissions noted, or would be lesser, with " N/A " remark, if no specific emissions from the EUT are recorded (ie: margin>20dB from the applicable limit) and considered that's already beyond the background noise floor.

This document cannot be reproduced except in full, without prior written approval of the Company. 本報告未經本公司書面許可，不可部份複製。

Project No	:TM-2305000074P	Test Date	:2023-10-24
Operation Band	:LTE_Band26_CH26965_ 15M_QPSK(1,74)	Temp./Humi.	:24.6/57
Frequency	:841.5 MHz	Antenna Pol.	:HORIZONTAL
Operation Mode	:TX	Engineer	:Tony.Chao
EUT Pol	:E2	Test Chamber	: 966A
Setting	:		

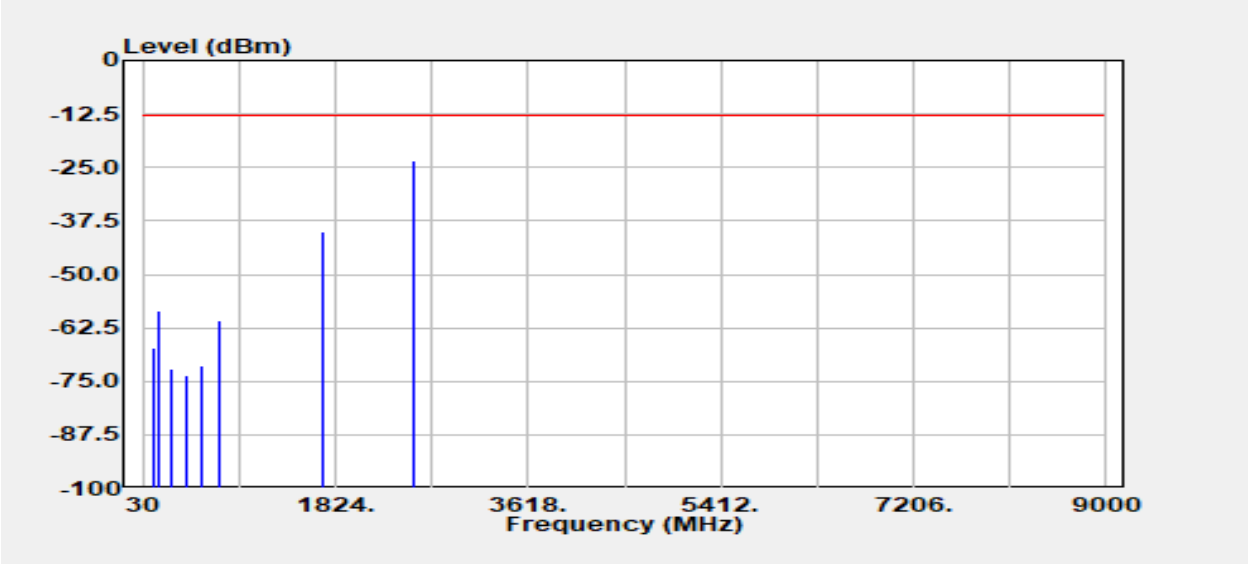

Freq. MHz	EIRP/ERP dBm	SG Output Level dBm	Antenna Gain dBi/dBd	Cable Loss dB	Limit dBm	Margin dB
134.08	-67.21	-60.31	-6.70	0.20	-13.00	-54.21
189.86	-58.63	-56.83	-1.56	0.24	-13.00	-45.63
293.16	-71.93	-71.87	0.26	0.32	-13.00	-58.93
437.89	-73.44	-73.40	0.37	0.41	-13.00	-60.44
578.34	-71.29	-71.67	0.87	0.49	-13.00	-58.29
738.97	-60.68	-61.17	1.05	0.56	-13.00	-47.68
1696.30	-39.98	-44.65	5.52	0.85	-13.00	-26.98
2544.45	-23.46	-28.30	5.87	1.03	-13.00	-10.46

This document cannot be reproduced except in full, without prior written approval of the Company. 本報告未經本公司書面許可，不可部份複製。

Project No	:TM-2305000074P	Test Date	:2023-12-15
Operation Band	:LTE_Band26_CH26740_ 10M_QPSK(1,0)	Temp./Humi.	:24.1/53
Frequency	:819 MHz	Antenna Pol.	:VERTICAL
Operation Mode	:TX	Engineer	:Jerry.Cang
EUT Pol	:E2	Test Chamber	: 966A
Setting	:		

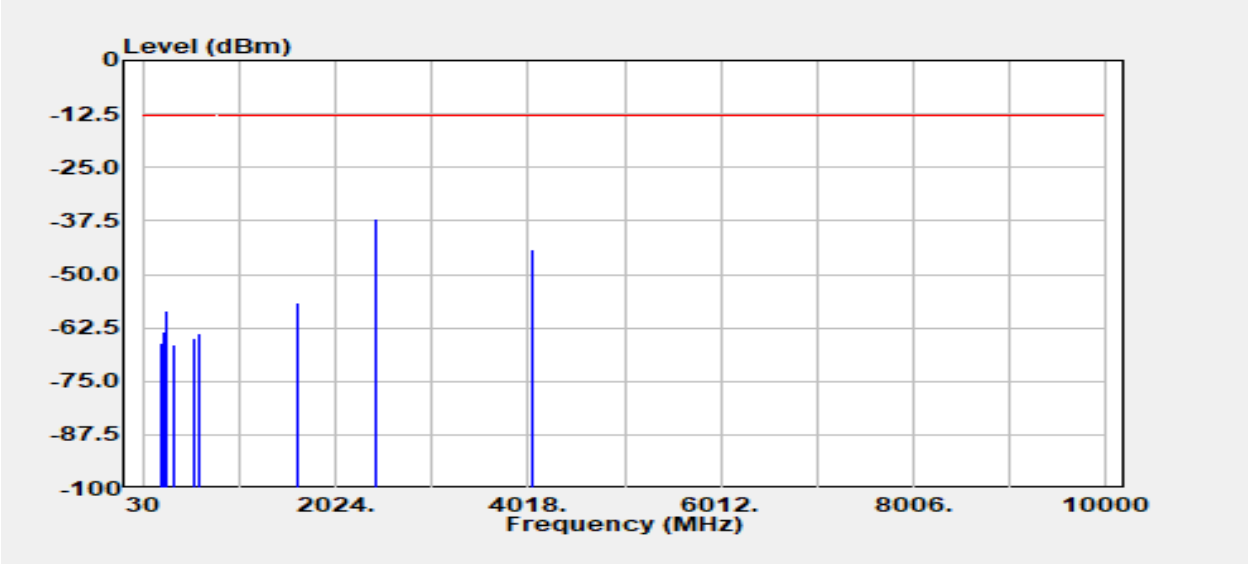

Freq. MHz	EIRP/ERP dBm	SG Output Level dBm	Antenna Gain dBi/dBd	Cable Loss dB	Limit dBm	Margin dB
216.05	-66.10	-66.17	0.33	0.26	-13.00	-53.10
259.21	-63.52	-63.75	0.51	0.29	-13.00	-50.52
269.98	-58.36	-57.74	-0.32	0.30	-13.00	-45.36
345.64	-66.33	-66.88	0.90	0.35	-13.00	-53.33
561.66	-64.85	-65.18	0.81	0.48	-13.00	-51.85
604.82	-63.67	-64.66	1.49	0.50	-13.00	-50.67
1629.20	-56.66	-61.84	6.01	0.83	-13.00	-43.66
2443.80	-36.94	-41.42	5.49	1.01	-13.00	-23.94
4073.00	-44.06	-51.37	8.60	1.29	-13.00	-31.06

This document cannot be reproduced except in full, without prior written approval of the Company. 本報告未經本公司書面許可，不可部份複製。

Project No	:TM-2305000074P	Test Date	:2023-10-24
Operation Band	:LTE_Band41_CH40620_ 5M_QPSK(1,0)	Temp./Humi.	:24.6/57
Frequency	:2593 MHz	Antenna Pol.	:VERTICAL
Operation Mode	:TX	Engineer	:Tony.Chao
EUT Pol	:E2	Test Chamber	: 966A
Setting	:		

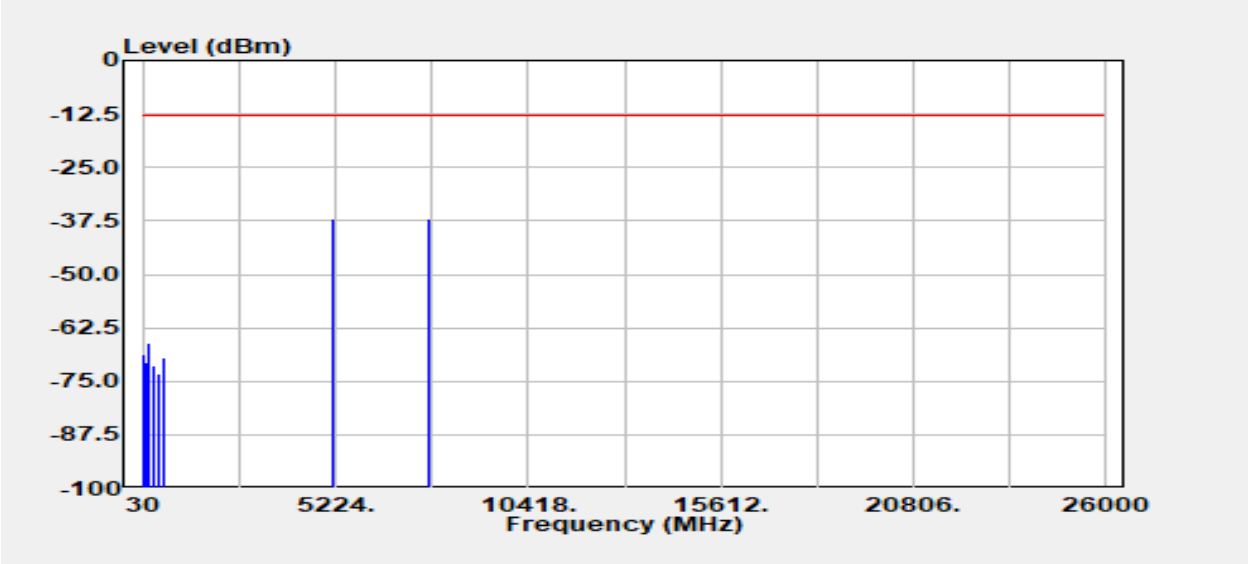

Freq. MHz	EIRP/ERP dBm	SG Output Level dBm	Antenna Gain dBi/dBd	Cable Loss dB	Limit dBm	Margin dB
63.85	-68.72	-61.15	-7.44	0.13	-13.00	-55.72
152.22	-70.69	-66.01	-4.47	0.21	-13.00	-57.69
198.88	-66.05	-63.53	-2.26	0.25	-13.00	-53.05
305.29	-71.39	-71.61	0.54	0.32	-13.00	-58.39
465.43	-73.34	-73.23	0.32	0.43	-13.00	-60.34
611.52	-69.36	-69.92	1.06	0.50	-13.00	-56.36
5181.60	-36.87	-45.44	10.00	1.43	-13.00	-23.87
7772.40	-37.11	-47.36	11.94	1.69	-13.00	-24.11

Remark:
1. Measuring frequencies from 1 GHz to the 10th harmonic of highest fundamental frequency.
2. Measurements above show only up to 6 maximum emissions noted, or would be lesser, with " N/A " remark, if no specific emissions from the EUT are recorded (ie: margin>20dB from the applicable limit) and considered that's already beyond the background noise floor.

This document cannot be reproduced except in full, without prior written approval of the Company. 本報告未經本公司書面許可，不可部份複製。

Project No	:TM-2305000074P	Test Date	:2023-11-03
Operation Band	:LTE_Band41_CH40620_ 5M_QPSK(1,0)	Temp./Humi.	:24.7/58
Frequency	:2593 MHz	Antenna Pol.	:Horizontal
Operation Mode	:TX	Engineer	:Ray.Li
EUT Pol	:E2	Test Chamber	: 966A
Setting	:		

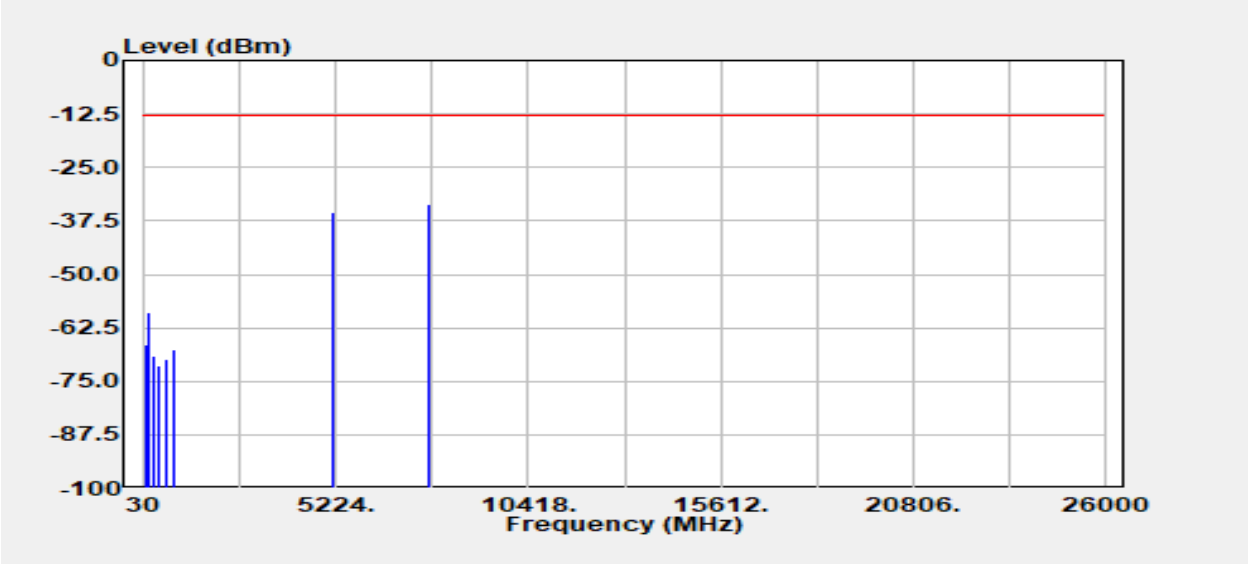

Freq. MHz	EIRP/ERP dBm	SG Output Level dBm	Antenna Gain dBi/dBd	Cable Loss dB	Limit dBm	Margin dB
134.95	-66.26	-59.32	-6.74	0.20	-13.00	-53.26
199.94	-58.86	-56.29	-2.32	0.25	-13.00	-45.86
305.38	-69.05	-69.27	0.54	0.32	-13.00	-56.05
446.13	-71.30	-71.32	0.44	0.42	-13.00	-58.30
696.00	-69.69	-70.15	0.99	0.54	-13.00	-56.69
872.93	-67.71	-68.17	1.08	0.62	-13.00	-54.71
5181.60	-35.42	-43.99	10.00	1.43	-13.00	-22.42
7772.40	-33.43	-43.69	11.94	1.69	-13.00	-20.43

Remark:

1. Measuring frequencies from 1 GHz to the 10th harmonic of highest fundamental frequency.
2. Measurements above show only up to 6 maximum emissions noted, or would be lesser, with " N/A " remark, if no specific emissions from the EUT are recorded (ie: margin>20dB from the applicable limit) and considered that's already beyond the background noise floor.

This document cannot be reproduced except in full, without prior written approval of the Company. 本報告未經本公司書面許可，不可部份複製。

Project No	:TM-2305000074P	Test Date	:2023-10-24
Operation Band	:LTE_Band66_CH132322_ 20M_QPSK(1,99)	Temp./Humi.	:24.6/57
Frequency	:1745 MHz	Antenna Pol.	:VERTICAL
Operation Mode	:TX	Engineer	:Tony.Chao
EUT Pol	:E2	Test Chamber	: 966A
Setting	:		

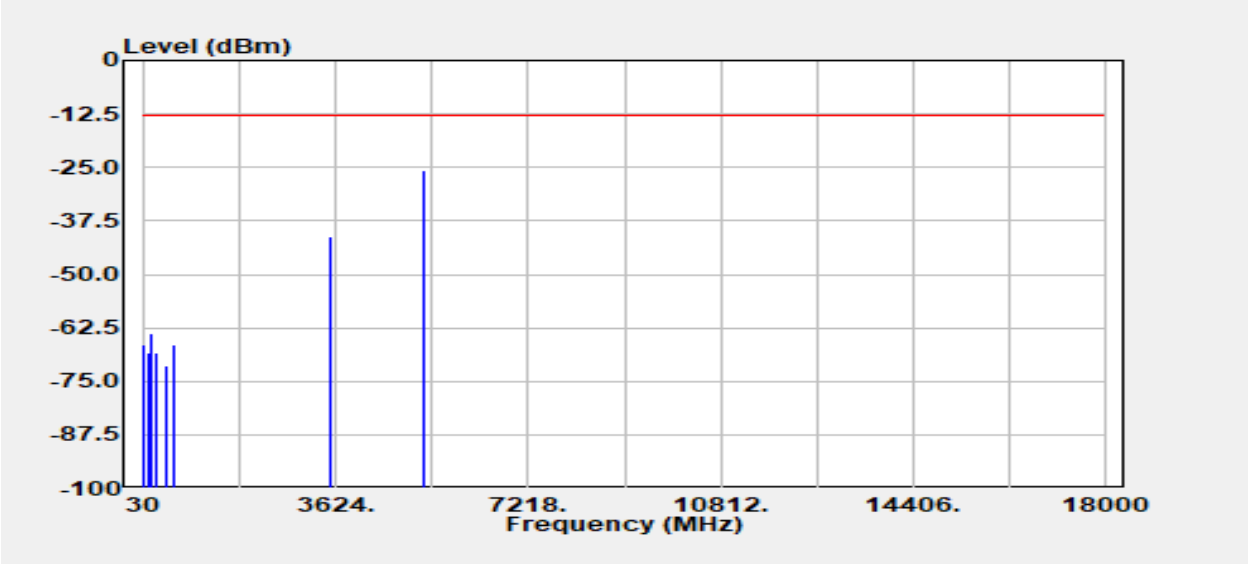

Freq. MHz	EIRP/ERP dBm	SG Output Level dBm	Antenna Gain dBi/dBd	Cable Loss dB	Limit dBm	Margin dB
62.30	-66.55	-59.05	-7.37	0.13	-13.00	-53.55
151.15	-68.16	-63.31	-4.64	0.21	-13.00	-55.16
199.17	-63.73	-61.20	-2.28	0.25	-13.00	-50.73
305.29	-68.34	-68.56	0.54	0.32	-13.00	-55.34
457.19	-71.19	-71.24	0.47	0.42	-13.00	-58.19
609.38	-66.55	-67.25	1.20	0.50	-13.00	-53.55
3507.80	-41.16	-47.74	7.78	1.20	-13.00	-28.16
5261.70	-25.78	-34.34	10.00	1.44	-13.00	-12.78

Remark:

1. Measuring frequencies from 1 GHz to the 10th harmonic of highest fundamental frequency.
2. Measurements above show only up to 6 maximum emissions noted, or would be lesser, with " N/A " remark, if no specific emissions from the EUT are recorded (ie: margin>20dB from the applicable limit) and considered that's already beyond the background noise floor.

This document cannot be reproduced except in full, without prior written approval of the Company. 本報告未經本公司書面許可，不可部份複製。

Project No	:TM-2305000074P	Test Date	:2023-10-24
Operation Band	:LTE_Band66_CH132322_ 20M_QPSK(1,99)	Temp./Humi.	:24.6/57
Frequency	:1745 MHz	Antenna Pol.	:HORIZONTAL
Operation Mode	:TX	Engineer	:Tony.Chao
EUT Pol	:E2	Test Chamber	: 966A
Setting	:		

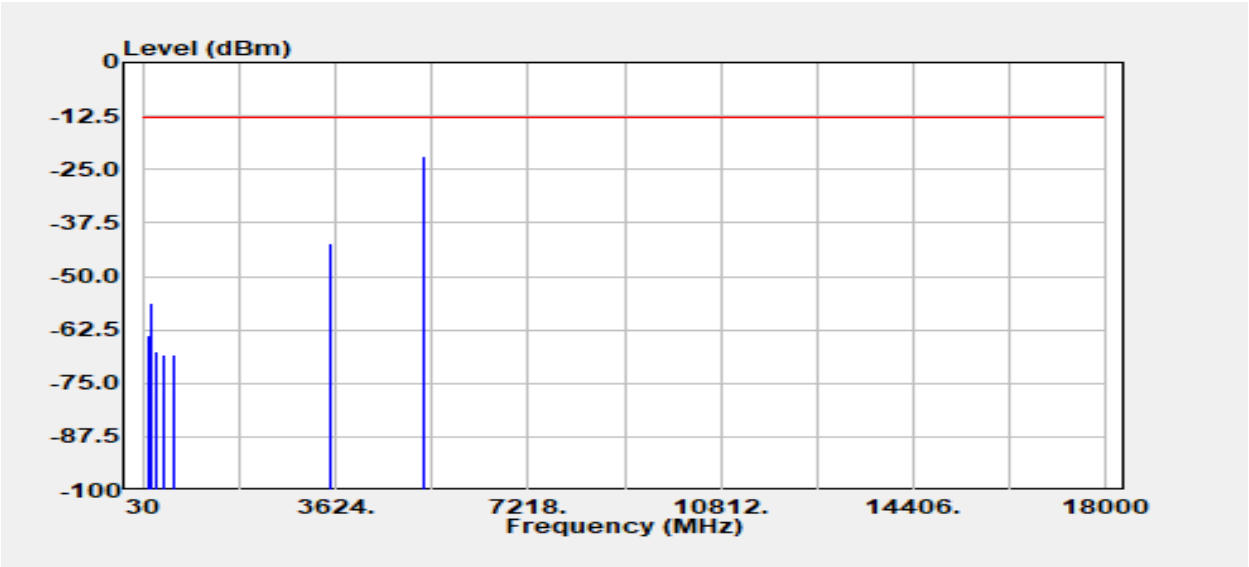

Freq. MHz	EIRP/ERP dBm	SG Output Level dBm	Antenna Gain dBi/dBd	Cable Loss dB	Limit dBm	Margin dB
133.69	-63.87	-56.89	-6.78	0.20	-13.00	-50.87
198.78	-56.23	-53.72	-2.26	0.25	-13.00	-43.23
259.50	-67.53	-67.73	0.49	0.29	-13.00	-54.53
305.67	-67.43	-67.66	0.55	0.32	-13.00	-54.43
446.32	-68.46	-68.49	0.45	0.42	-13.00	-55.46
595.70	-68.34	-69.40	1.56	0.50	-13.00	-55.34
3507.80	-42.11	-48.69	7.78	1.20	-13.00	-29.11
5261.70	-22.00	-30.56	10.00	1.44	-13.00	-9.00

Remark:

1. Measuring frequencies from 1 GHz to the 10th harmonic of highest fundamental frequency.
2. Measurements above show only up to 6 maximum emissions noted, or would be lesser, with " N/A " remark, if no specific emissions from the EUT are recorded (ie: margin>20dB from the applicable limit) and considered that's already beyond the background noise floor.

This document cannot be reproduced except in full, without prior written approval of the Company. 本報告未經本公司書面許可，不可部份複製。

Project No	:TM-2305000074P	Test Date	:2023-10-24
Operation Band	:LTE_Band71_CH133297_ 20M_QPSK(1,0)	Temp./Humi.	:24.6/57
Frequency	:680.5 MHz	Antenna Pol.	:VERTICAL
Operation Mode	:TX	Engineer	:Tony.Chao
EUT Pol	:E2	Test Chamber	: 966A
Setting	:		

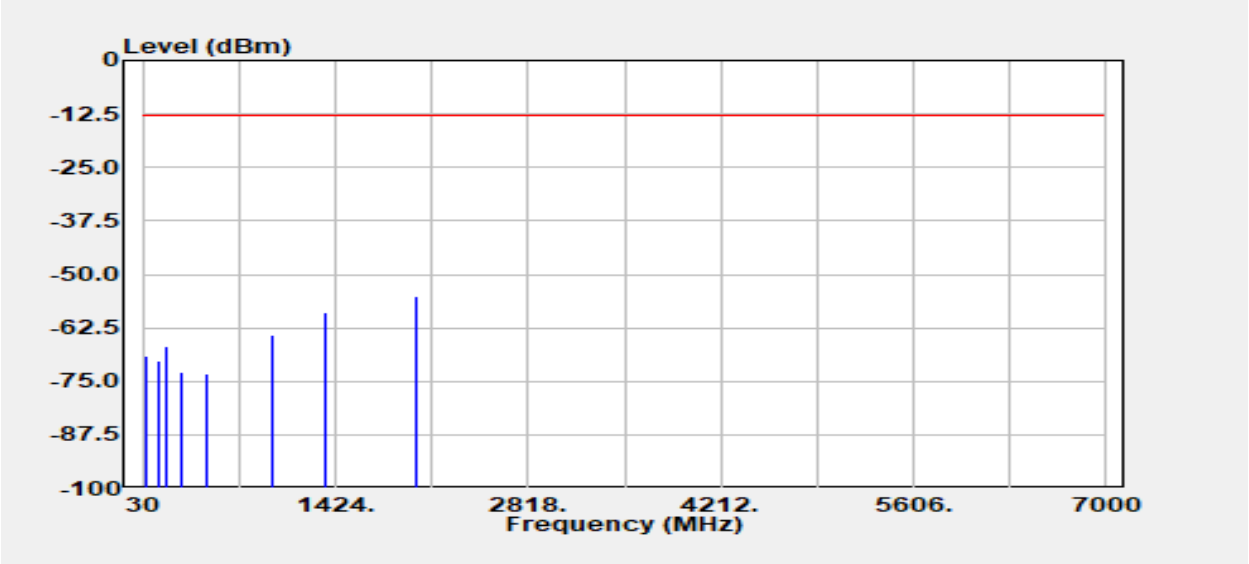

Freq. MHz	EIRP/ERP dBm	SG Output Level dBm	Antenna Gain dBi/dBd	Cable Loss dB	Limit dBm	Margin dB
64.05	-69.20	-61.66	-7.41	0.13	-13.00	-56.20
147.76	-70.22	-65.08	-4.93	0.21	-13.00	-57.22
198.88	-66.72	-64.21	-2.26	0.25	-13.00	-53.72
306.45	-72.98	-73.21	0.55	0.32	-13.00	-59.98
491.72	-73.10	-72.98	0.33	0.45	-13.00	-60.10
970.12	-64.19	-64.93	1.39	0.65	-13.00	-51.19
1343.20	-58.96	-62.29	4.09	0.76	-13.00	-45.96
2014.80	-55.02	-58.65	4.55	0.92	-13.00	-42.02

Remark:

1. Measuring frequencies from 1 GHz to the 10th harmonic of highest fundamental frequency.
2. Measurements above show only up to 6 maximum emissions noted, or would be lesser, with " N/A " remark, if no specific emissions from the EUT are recorded (ie: margin>20dB from the applicable limit) and considered that's already beyond the background noise floor.

This document cannot be reproduced except in full, without prior written approval of the Company. 本報告未經本公司書面許可，不可部份複製。

Project No	:TM-2305000074P	Test Date	:2023-10-24
Operation Band	:LTE_Band71_CH133297_ 20M_QPSK(1,0)	Temp./Humi.	:24.6/57
Frequency	:680.5 MHz	Antenna Pol.	:HORIZONTAL
Operation Mode	:TX	Engineer	:Tony.Chao
EUT Pol	:E2	Test Chamber	: 966A
Setting	:		

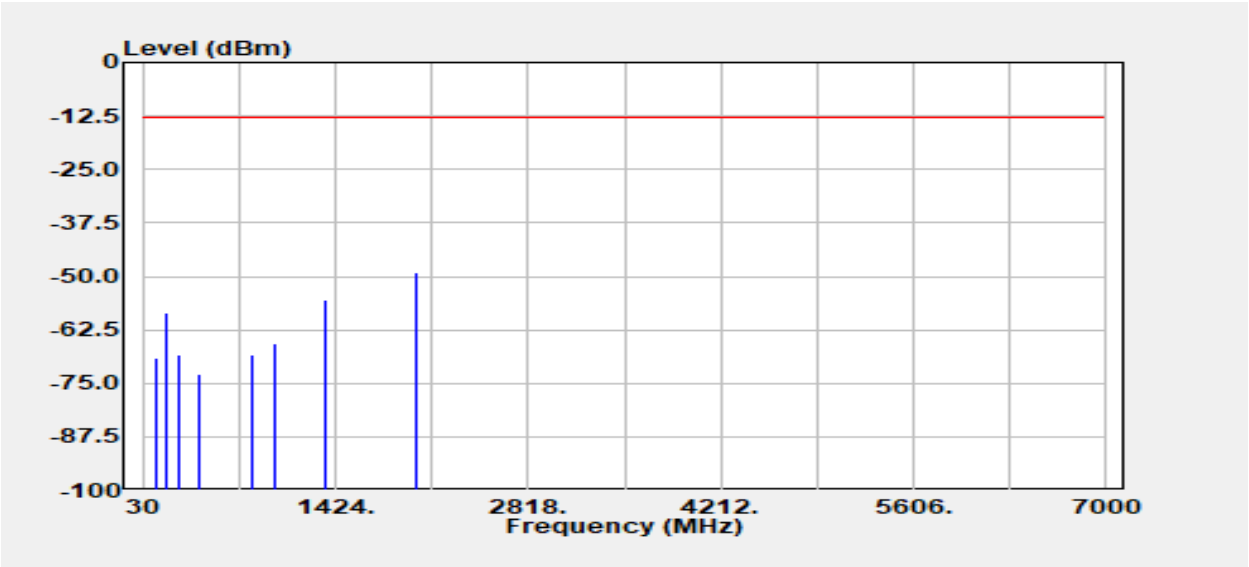

Freq. MHz	EIRP/ERP dBm	SG Output Level dBm	Antenna Gain dBi/dBd	Cable Loss dB	Limit dBm	Margin dB
134.37	-69.06	-62.15	-6.71	0.20	-13.00	-56.06
192.18	-58.46	-56.63	-1.59	0.24	-13.00	-45.46
294.23	-68.35	-68.34	0.31	0.32	-13.00	-55.35
436.14	-72.97	-72.97	0.41	0.41	-13.00	-59.97
829.57	-68.38	-68.82	1.04	0.60	-13.00	-55.38
988.17	-65.74	-66.34	1.26	0.66	-13.00	-52.74
1343.20	-55.45	-58.78	4.09	0.76	-13.00	-42.45
2014.80	-48.95	-52.58	4.55	0.92	-13.00	-35.95

Remark:

1. Measuring frequencies from 1 GHz to the 10th harmonic of highest fundamental frequency.
2. Measurements above show only up to 6 maximum emissions noted, or would be lesser, with " N/A " remark, if no specific emissions from the EUT are recorded (ie: margin>20dB from the applicable limit) and considered that's already beyond the background noise floor.

This document cannot be reproduced except in full, without prior written approval of the Company. 本報告未經本公司書面許可，不可部份複製。