Mode	4	
	Band Edge	
	2400-2483.5_802.11b_CH12_2467MHz	
ANT	1	
Pol.	Horizontal	Fundamental
Peak	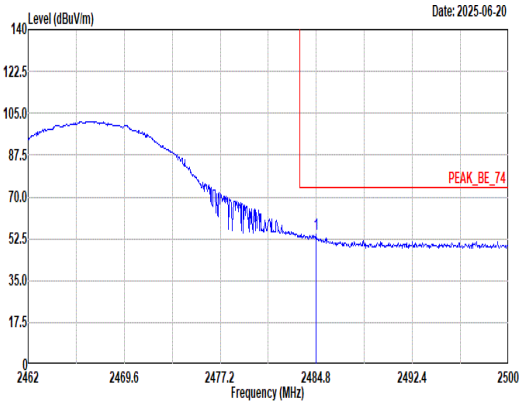 Site : 03CH21-HY Condition: PEAK_BE_74 3m DRH18-E_LE2C03A18EN_240711 HORIZONTAL : RBW:1000.000kHz VBW:3000.000kHz SWT:Auto Freq Level Limit Line Margin Read Level Ant Factor Cable Loss Preamp Factor Aux Factor APos TPos Remark MHz dBuV/m dBuV/m dB dBuV dB/m dB dB dB cm deg 1 2484.76 54.58 74.00 -19.42 41.96 26.65 8.94 33.00 10.03 254 360 Peak	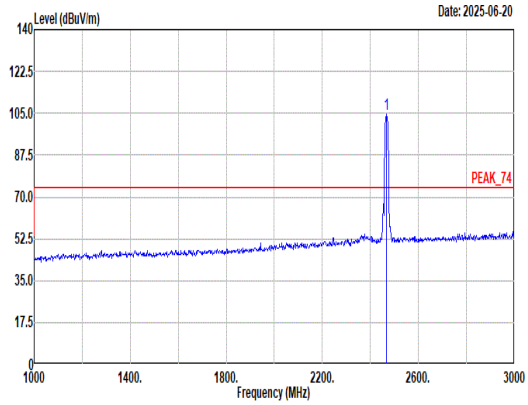 Site : 03CH21-HY Condition: PEAK_74 3m DRH18-E_LE2C03A18EN_240711 HORIZONTAL : RBW:1000.000kHz VBW:3000.000kHz SWT:Auto Freq Level Limit Line Margin Read Level Ant Factor Cable Loss Preamp Factor Aux Factor APos TPos Remark MHz dBuV/m dBuV/m dB dBuV dB/m dB dB dB cm deg 1 2467.00 104.43 ------ ------ 91.98 26.50 8.91 32.99 10.03 254 360 Peak
Avg	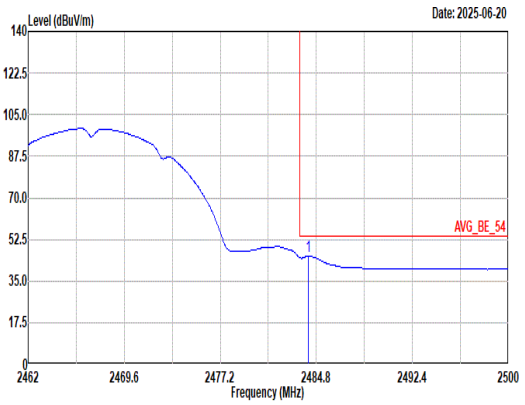 Site : 03CH21-HY Condition: AVG_BE_54 3m DRH18-E_LE2C03A18EN_240711 HORIZONTAL : RBW:1000.000kHz VBW:0.082kHz SWT:Auto Freq Level Limit Line Margin Read Level Ant Factor Cable Loss Preamp Factor Aux Factor APos TPos Remark MHz dBuV/m dBuV/m dB dBuV dB/m dB dB dB cm deg 1 2484.15 45.41 54.00 -8.59 32.80 26.64 8.94 33.00 10.03 254 360 Average	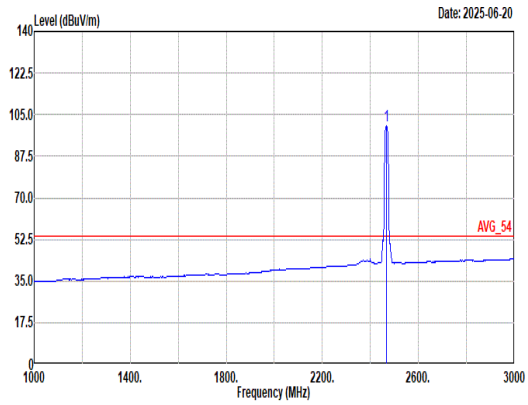 Site : 03CH21-HY Condition: AVG_54 3m DRH18-E_LE2C03A18EN_240711 HORIZONTAL : RBW:1000.000kHz VBW:0.082kHz SWT:Auto Freq Level Limit Line Margin Read Level Ant Factor Cable Loss Preamp Factor Aux Factor APos TPos Remark MHz dBuV/m dBuV/m dB dBuV dB/m dB dB dB cm deg 1 2467.00 100.55 ------ ------ 88.10 26.50 8.91 32.99 10.03 254 360 Average

Mode	4	
	Band Edge	
	2400-2483.5_802.11b_CH12_2467MHz	
ANT	1	
Pol.	Vertical	Fundamental
Peak	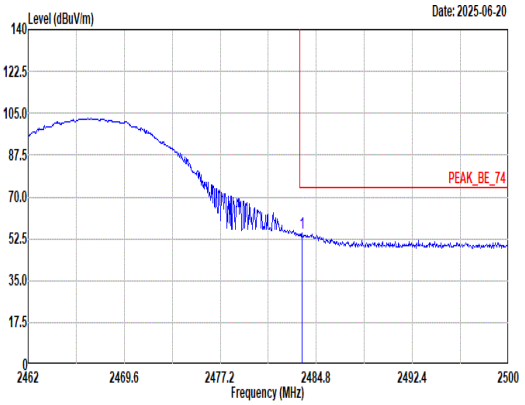 Site : 03CH21-HY Condition: PEAK_BE_74 3m DRH18-E_LE2C03A18EN_240711 VERTICAL : RBW:1000.000kHz VBW:3000.000kHz SWT:Auto Freq Level Limit Line Margin Read Level Ant Factor Cable Loss Preamp Factor Aux Factor APos TPos Remark MHz dBuV/m dBuV/m dB dBuV dB/m dB dB dB cm deg 1 2483.66 54.81 74.00 -19.19 42.20 26.64 8.94 33.00 10.03 100 77 Peak	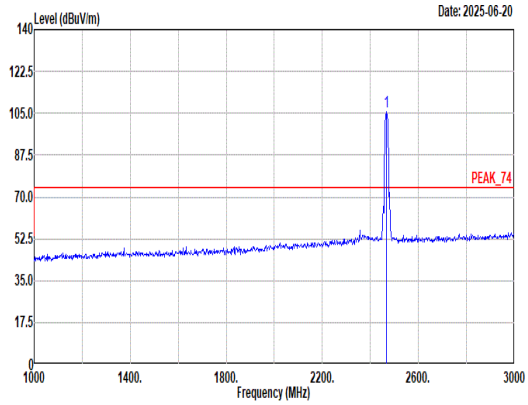 Site : 03CH21-HY Condition: PEAK_74 3m DRH18-E_LE2C03A18EN_240711 VERTICAL : RBW:1000.000kHz VBW:3000.000kHz SWT:Auto Freq Level Limit Line Margin Read Level Ant Factor Cable Loss Preamp Factor Aux Factor APos TPos Remark MHz dBuV/m dBuV/m dB dBuV dB/m dB dB dB cm deg 1 2467.00 105.72 ------ ------ 93.27 26.50 8.91 32.99 10.03 100 77 Peak
Avg	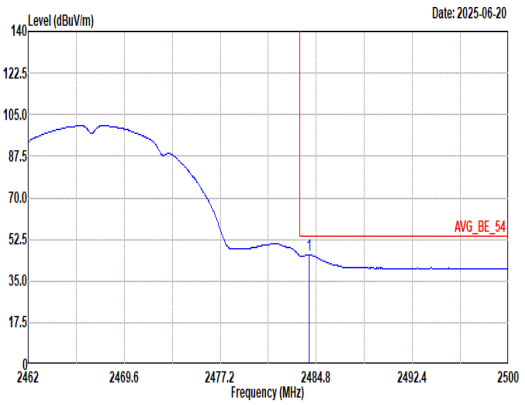 Site : 03CH21-HY Condition: AVG_BE_54 3m DRH18-E_LE2C03A18EN_240711 VERTICAL : RBW:1000.000kHz VBW:0.082kHz SWT:Auto Freq Level Limit Line Margin Read Level Ant Factor Cable Loss Preamp Factor Aux Factor APos TPos Remark MHz dBuV/m dBuV/m dB dBuV dB/m dB dB dB cm deg 1 2484.23 46.18 54.00 -7.82 33.57 26.64 8.94 33.00 10.03 100 77 Average	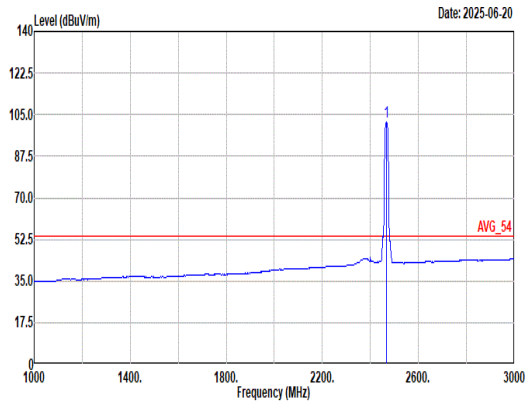 Site : 03CH21-HY Condition: AVG_54 3m DRH18-E_LE2C03A18EN_240711 VERTICAL : RBW:1000.000kHz VBW:0.082kHz SWT:Auto Freq Level Limit Line Margin Read Level Ant Factor Cable Loss Preamp Factor Aux Factor APos TPos Remark MHz dBuV/m dBuV/m dB dBuV dB/m dB dB dB cm deg 1 2467.00 101.92 ------ ------ 89.47 26.50 8.91 32.99 10.03 100 77 Average

Mode	5	
	Band Edge	
	2400-2483.5_802.11b_CH13_2472MHz	
ANT	1	
Pol.	Horizontal	Fundamental
Peak	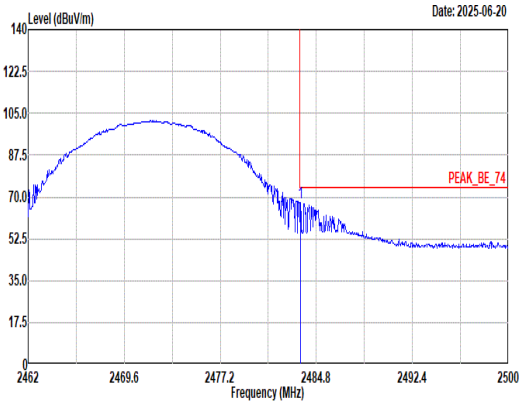 Site : 03CH21-HY Condition: PEAK_BE_74 3m DRH18-E_LE2C03A18EN_240711 HORIZONTAL : RBW:1000.000kHz VBW:3000.000kHz SWT:Auto 1 2483.55 67.72 74.00 -6.28 55.11 26.64 8.94 33.00 10.03 200 358 Peak	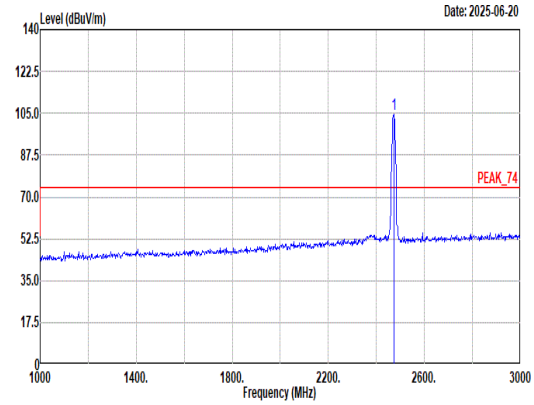 Site : 03CH21-HY Condition: PEAK_74 3m DRH18-E_LE2C03A18EN_240711 HORIZONTAL : RBW:1000.000kHz VBW:3000.000kHz SWT:Auto 1 2472.00 104.73 ------ ------ 92.25 26.52 8.92 32.99 10.03 200 358 Peak
Avg	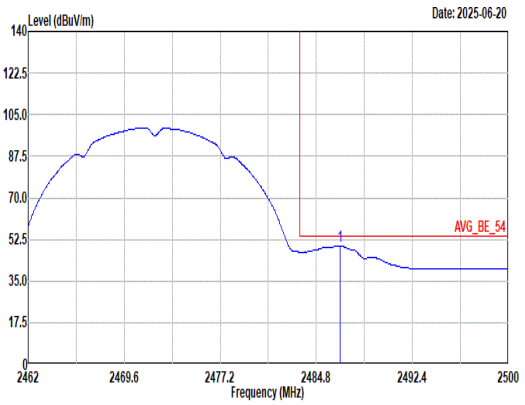 Site : 03CH21-HY Condition: AVG_BE_54 3m DRH18-E_LE2C03A18EN_240711 HORIZONTAL : RBW:1000.000kHz VBW:0.082kHz SWT:Auto 1 2486.66 49.64 54.00 -4.36 36.99 26.67 8.95 33.00 10.03 200 358 Average	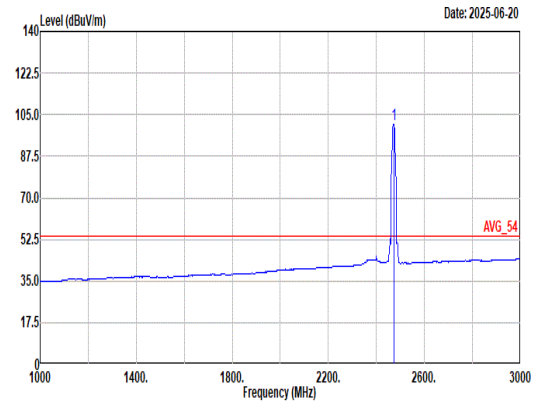 Site : 03CH21-HY Condition: AVG_54 3m DRH18-E_LE2C03A18EN_240711 HORIZONTAL : RBW:1000.000kHz VBW:0.082kHz SWT:Auto 1 2472.00 100.92 ------ ------ 88.44 26.52 8.92 32.99 10.03 200 358 Average

Mode	5	
	Band Edge	
	2400-2483.5_802.11b_CH13_2472MHz	
ANT	1	
Pol.	Vertical	Fundamental
Peak	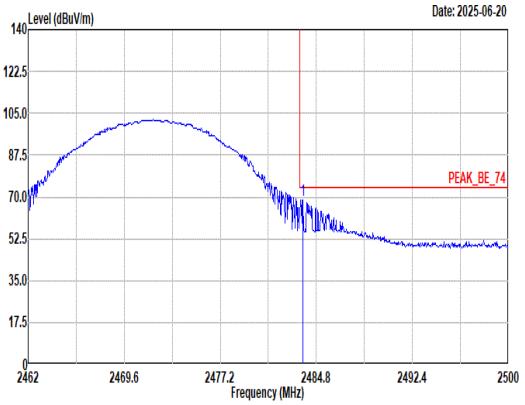 Site : 03CH21-HY Condition: PEAK_BE_74 3m DRH18-E_LE2C03A18EN_240711 VERTICAL : RBW:1000.000kHz VBW:3000.000kHz SWT:Auto Freq Level Limit Line Margin Read Level Ant Factor Cable Loss Preamp Factor Aux Factor APos TPos Remark MHz dBuV/m dBuV/m dB dBuV dB/m dB dB dB cm deg 1 2483.74 68.63 74.00 -5.37 56.02 26.64 8.94 33.00 10.03 100 87 Peak	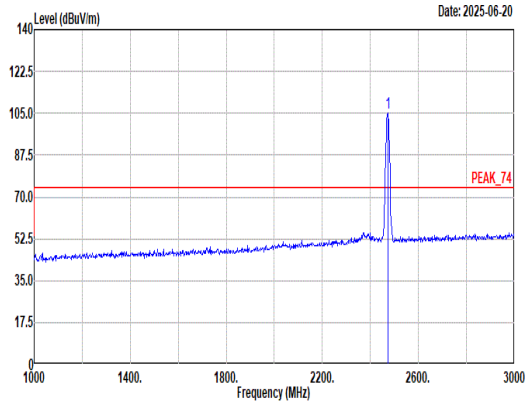 Site : 03CH21-HY Condition: PEAK_74 3m DRH18-E_LE2C03A18EN_240711 VERTICAL : RBW:1000.000kHz VBW:3000.000kHz SWT:Auto Freq Level Limit Line Margin Read Level Ant Factor Cable Loss Preamp Factor Aux Factor APos TPos Remark MHz dBuV/m dBuV/m dB dBuV dB/m dB dB dB cm deg 1 2472.00 105.04 ------ ------ 92.56 26.52 8.92 32.99 10.03 100 87 Peak
Avg	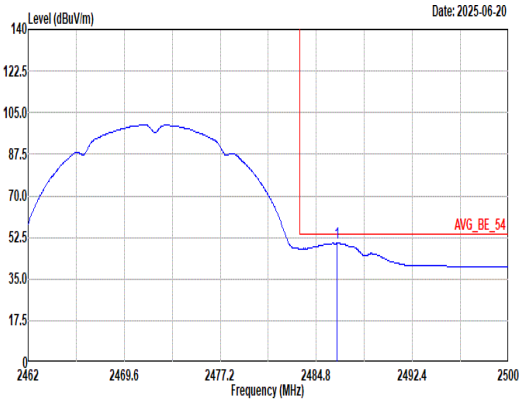 Site : 03CH21-HY Condition: AVG_BE_54 3m DRH18-E_LE2C03A18EN_240711 VERTICAL : RBW:1000.000kHz VBW:0.082kHz SWT:Auto Freq Level Limit Line Margin Read Level Ant Factor Cable Loss Preamp Factor Aux Factor APos TPos Remark MHz dBuV/m dBuV/m dB dBuV dB/m dB dB dB cm deg 1 2486.43 50.02 54.00 -3.98 37.38 26.66 8.95 33.00 10.03 100 87 Average	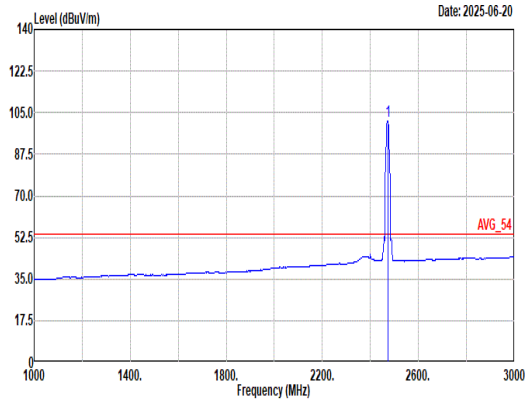 Site : 03CH21-HY Condition: AVG_54 3m DRH18-E_LE2C03A18EN_240711 VERTICAL : RBW:1000.000kHz VBW:0.082kHz SWT:Auto Freq Level Limit Line Margin Read Level Ant Factor Cable Loss Preamp Factor Aux Factor APos TPos Remark MHz dBuV/m dBuV/m dB dBuV dB/m dB dB dB cm deg 1 2472.00 101.27 ------ ------ 88.79 26.52 8.92 32.99 10.03 100 87 Average

Mode	6	
	Band Edge	
	2400-2483.5_802.11g_CH01_2412MHz	
ANT	1	
Pol.	Horizontal	Fundamental
Peak	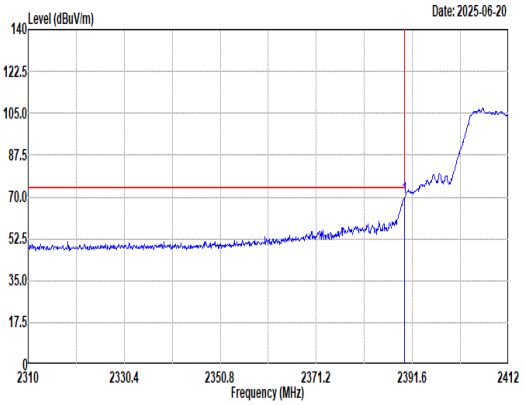 Site : 03CH21-HY Condition: PEAK_BE_74 3m DRH18-E_LE2C03A18EN_240711 HORIZONTAL : RBW:1000.000kHz VBW:3000.000kHz SWT:Auto Freq Level Limit Line Margin Read Level Ant Factor Cable Loss Preamp Factor Aux Factor APos TPos Remark MHz dBuV/m dBuV/m dB dBuV dB/m dB dB dB cm deg 1 2389.97 69.59 74.00 -4.41 57.04 26.70 8.75 32.93 10.03 236 351 Peak	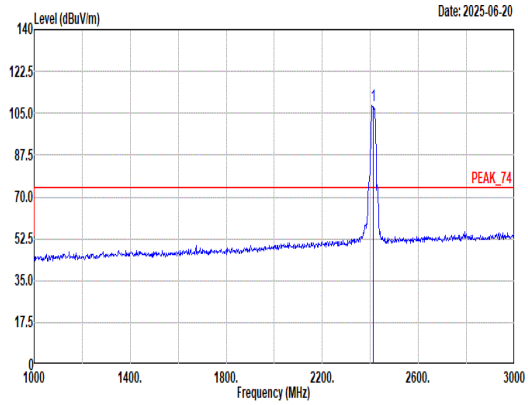 Site : 03CH21-HY Condition: PEAK_74 3m DRH18-E_LE2C03A18EN_240711 HORIZONTAL : RBW:1000.000kHz VBW:3000.000kHz SWT:Auto Freq Level Limit Line Margin Read Level Ant Factor Cable Loss Preamp Factor Aux Factor APos TPos Remark MHz dBuV/m dBuV/m dB dBuV dB/m dB dB dB cm deg 1 2412.00 108.40 ------ ------ 95.67 26.86 8.78 32.94 10.03 236 351 Peak
Avg	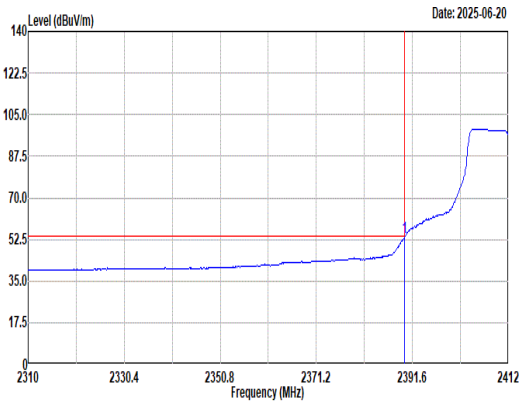 Site : 03CH21-HY Condition: AVG_BE_54 3m DRH18-E_LE2C03A18EN_240711 HORIZONTAL : RBW:1000.000kHz VBW:0.510kHz SWT:Auto Freq Level Limit Line Margin Read Level Ant Factor Cable Loss Preamp Factor Aux Factor APos TPos Remark MHz dBuV/m dBuV/m dB dBuV dB/m dB dB dB cm deg 1 2389.97 53.51 54.00 -0.49 40.96 26.70 8.75 32.93 10.03 236 351 Average	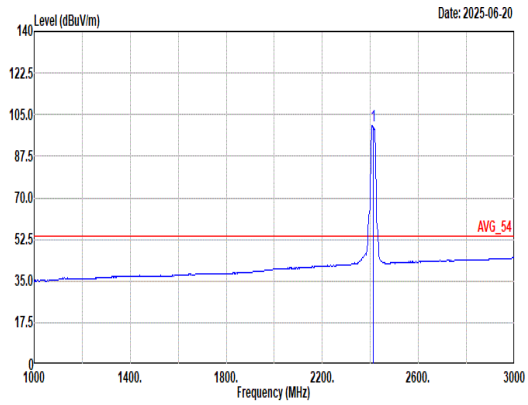 Site : 03CH21-HY Condition: AVG_54 3m DRH18-E_LE2C03A18EN_240711 HORIZONTAL : RBW:1000.000kHz VBW:0.510kHz SWT:Auto Freq Level Limit Line Margin Read Level Ant Factor Cable Loss Preamp Factor Aux Factor APos TPos Remark MHz dBuV/m dBuV/m dB dBuV dB/m dB dB dB cm deg 1 2412.00 100.56 ------ ------ 87.83 26.86 8.78 32.94 10.03 236 351 Average

Mode	6	
	Band Edge	
	2400-2483.5_802.11g_CH01_2412MHz	
ANT	1	
Pol.	Vertical	Fundamental
Peak	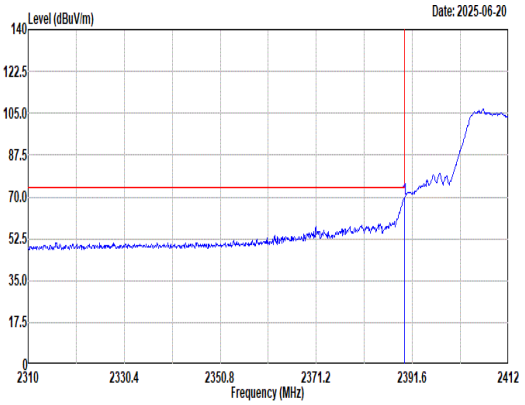 Site : 03CH21-HY Condition: PEAK_BE_74 3m DRH18-E_LE2C03A18EN_240711 VERTICAL : RBW:1000.000kHz VBW:3000.000kHz SWT:Auto Freq Level Limit Line Margin Read Level Ant Factor Cable Loss Preamp Factor Aux Factor APos TPos Remark MHz dBuV/m dBuV/m dB dBuV dB/m dB dB dB cm deg 1 2389.97 69.44 74.00 -4.56 56.89 26.70 8.75 32.93 10.03 104 92 Peak	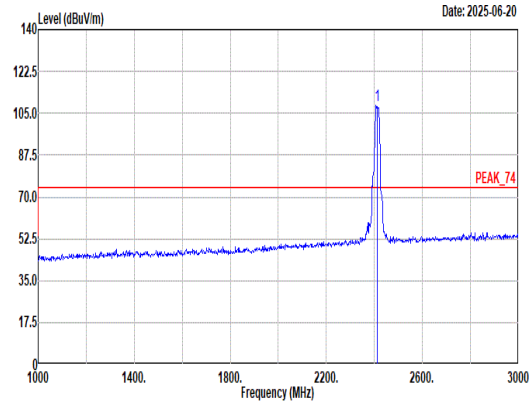 Site : 03CH21-HY Condition: PEAK_74 3m DRH18-E_LE2C03A18EN_240711 VERTICAL : RBW:1000.000kHz VBW:3000.000kHz SWT:Auto Freq Level Limit Line Margin Read Level Ant Factor Cable Loss Preamp Factor Aux Factor APos TPos Remark MHz dBuV/m dBuV/m dB dBuV dB/m dB dB dB cm deg 1 2412.00 108.19 ------ ------ 95.46 26.86 8.78 32.94 10.03 104 92 Peak
Avg	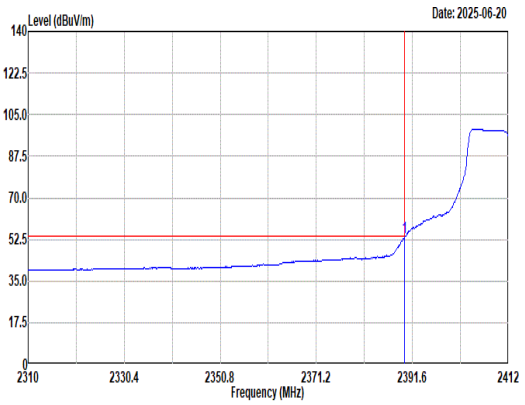 Site : 03CH21-HY Condition: AVG_BE_54 3m DRH18-E_LE2C03A18EN_240711 VERTICAL : RBW:1000.000kHz VBW:0.510kHz SWT:Auto Freq Level Limit Line Margin Read Level Ant Factor Cable Loss Preamp Factor Aux Factor APos TPos Remark MHz dBuV/m dBuV/m dB dBuV dB/m dB dB dB cm deg 1 2389.97 53.36 54.00 -0.64 40.81 26.70 8.75 32.93 10.03 104 92 Average	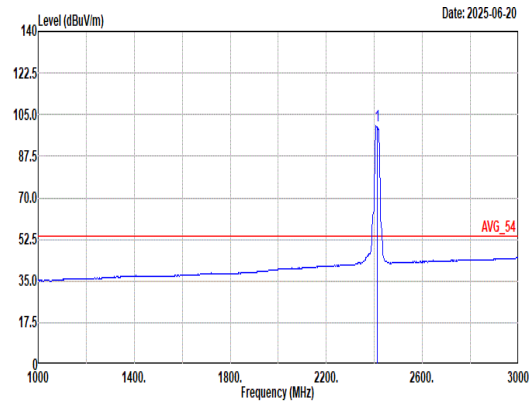 Site : 03CH21-HY Condition: AVG_54 3m DRH18-E_LE2C03A18EN_240711 VERTICAL : RBW:1000.000kHz VBW:0.510kHz SWT:Auto Freq Level Limit Line Margin Read Level Ant Factor Cable Loss Preamp Factor Aux Factor APos TPos Remark MHz dBuV/m dBuV/m dB dBuV dB/m dB dB dB cm deg 1 2412.00 100.34 ------ ------ 87.61 26.86 8.78 32.94 10.03 104 92 Average

Mode	6	
	Harmonic	
	2400-2483.5_802.11g_CH01_2412MHz	
ANT	1	
Pol.	Horizontal	Vertical
Peak Avg	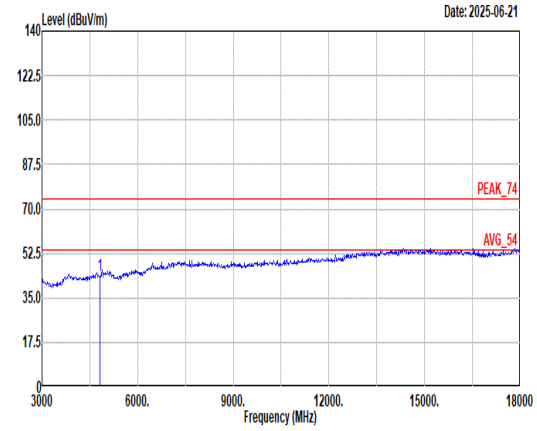 Site : 03CH21-HY Condition: PEAK_74 3m DRH18-E_LE2C03A18EN_240711 HORIZONTAL Freq Level Limit Line Margin Read Level Ant Factor Cable Loss Preamp Factor Aux Factor APos TPos Remark MHz dBuV/m dBuV/m dB dBuV dB/m dB dB dB cm deg 1 4824.00 43.86 74.00 -30.14 32.68 32.25 12.68 34.18 0.43 -- -- Peak	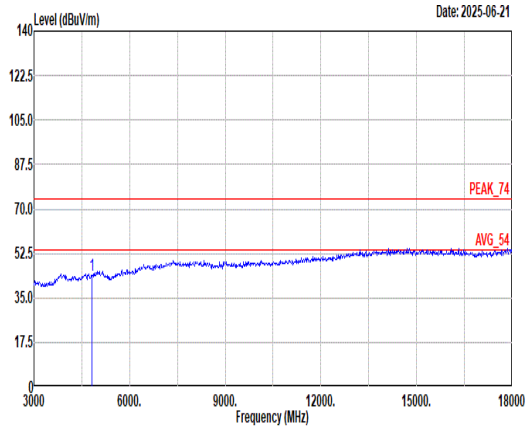 Site : 03CH21-HY Condition: PEAK_74 3m DRH18-E_LE2C03A18EN_240711 VERTICAL Freq Level Limit Line Margin Read Level Ant Factor Cable Loss Preamp Factor Aux Factor APos TPos Remark MHz dBuV/m dBuV/m dB dBuV dB/m dB dB dB cm deg 1 4824.00 44.10 74.00 -29.90 32.92 32.25 12.68 34.18 0.43 -- -- Peak

Mode	6	
	Harmonic	
	2400-2483.5_802.11g_CH01_2412MHz	
ANT	1	
Pol.	Horizontal	Vertical
10.6G ~18G Avg	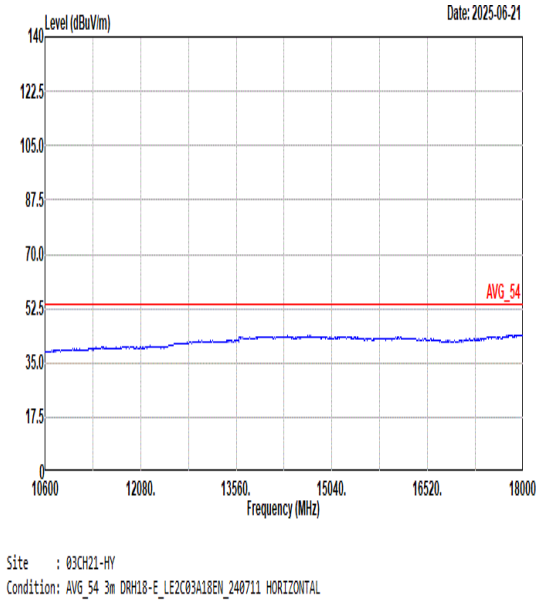	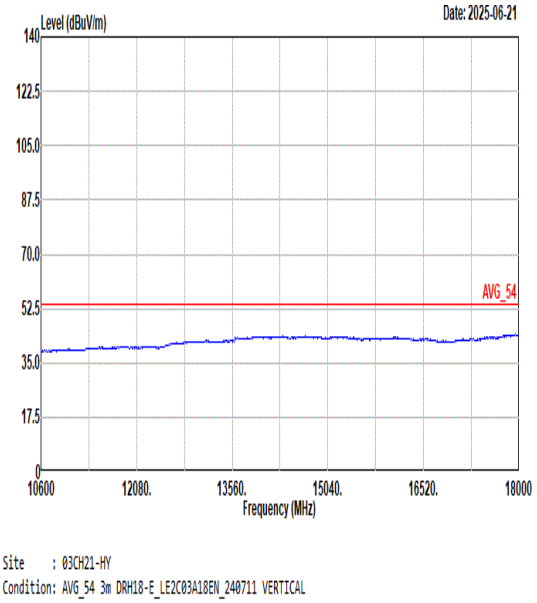

Mode	7	
	Band Edge - L	
	2400-2483.5_802.11g_CH06_2437MHz	
ANT	1	
Pol.	Horizontal	Fundamental
Peak	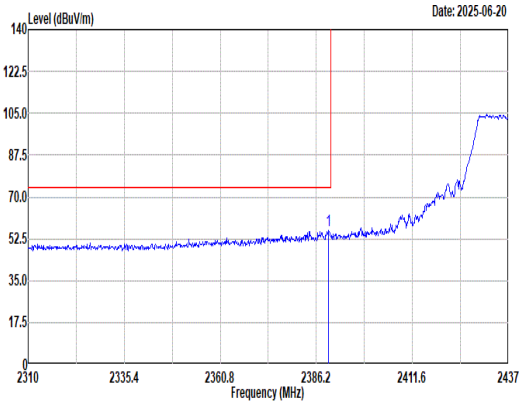 Site : 03CH21-HY Condition: PEAK_BE_74 3m DRH18-E_LE2C03A18EN_240711 HORIZONTAL : RBW:1000.000kHz VBW:3000.000kHz SWT:Auto Freq Level Limit Line Margin Read Level Ant Factor Cable Loss Preamp Factor Aux Factor APos TPos Remark MHz dBuV/m dBuV/m dB dBuV dB/m dB dB dB cm deg 1 2389.38 56.11 74.00 -17.89 43.56 26.70 8.75 32.93 10.03 300 354 Peak	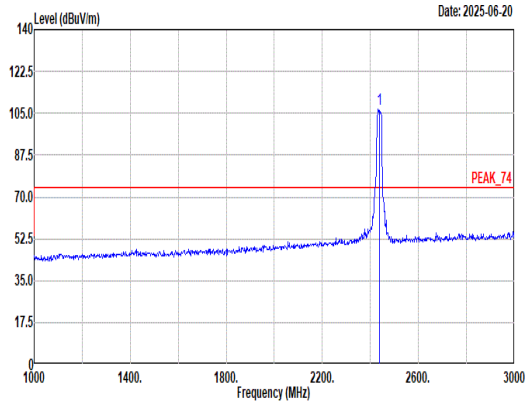 Site : 03CH21-HY Condition: PEAK_74 3m DRH18-E_LE2C03A18EN_240711 HORIZONTAL : RBW:1000.000kHz VBW:3000.000kHz SWT:Auto Freq Level Limit Line Margin Read Level Ant Factor Cable Loss Preamp Factor Aux Factor APos TPos Remark MHz dBuV/m dBuV/m dB dBuV dB/m dB dB dB cm deg 1 2437.00 106.83 ------ ------ 94.30 26.62 8.84 32.96 10.03 300 354 Peak
Avg	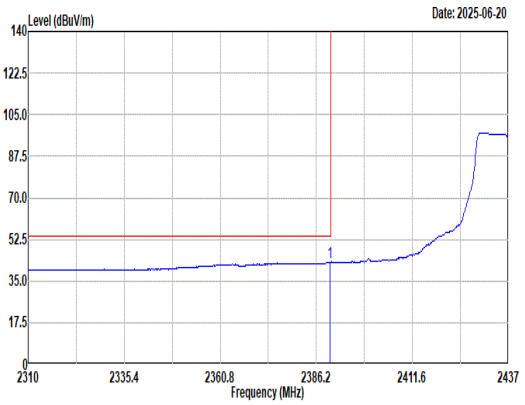 Site : 03CH21-HY Condition: AVG_BE_54 3m DRH18-E_LE2C03A18EN_240711 HORIZONTAL : RBW:1000.000kHz VBW:0.510kHz SWT:Auto Freq Level Limit Line Margin Read Level Ant Factor Cable Loss Preamp Factor Aux Factor APos TPos Remark MHz dBuV/m dBuV/m dB dBuV dB/m dB dB dB cm deg 1 2389.88 43.01 54.00 -10.99 30.46 26.70 8.75 32.93 10.03 300 354 Average	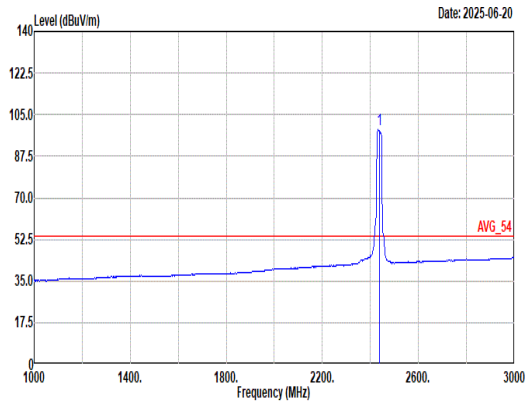 Site : 03CH21-HY Condition: AVG_54 3m DRH18-E_LE2C03A18EN_240711 HORIZONTAL : RBW:1000.000kHz VBW:0.510kHz SWT:Auto Freq Level Limit Line Margin Read Level Ant Factor Cable Loss Preamp Factor Aux Factor APos TPos Remark MHz dBuV/m dBuV/m dB dBuV dB/m dB dB dB cm deg 1 2437.00 99.04 ------ ------ 86.54 26.60 8.83 32.96 10.03 300 354 Average

Mode	7	
	Band Edge - R	
	2400-2483.5_802.11g_CH06_2437MHz	
ANT	1	
Pol.	Horizontal	Fundamental
Peak	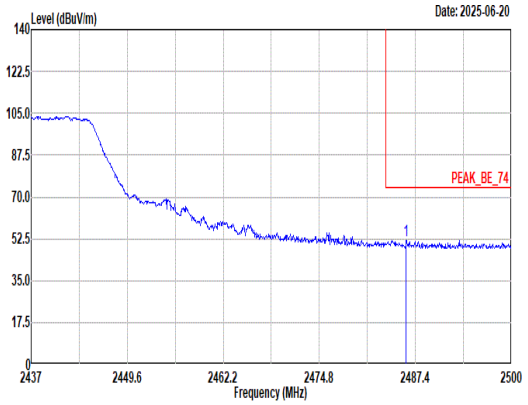 Site : 03CH21-HY Condition: PEAK_BE_74 3m DRH18-E_LE2C03A18EN_240711 HORIZONTAL : RBW:1000.000kHz VBW:3000.000kHz SWT:Auto Limit Read Ant Cable Preamp Aux APos TPos Freq Level Line Margin Level Factor Loss Factor Factor Remark MHz dBuV/m dBuV/m dB dBuV dB/m dB dB dB cm deg 1 2486.20 51.59 74.00 -22.41 38.95 26.66 8.95 33.00 10.03 300 354 Peak	Blank
Avg	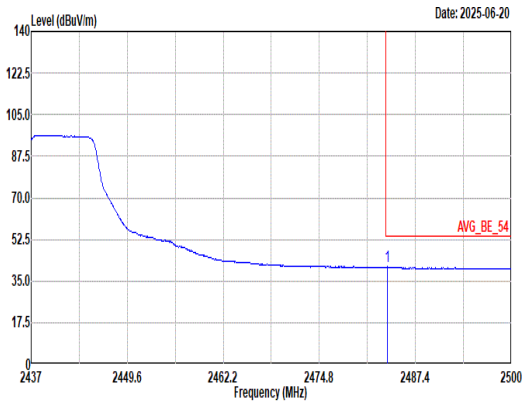 Site : 03CH21-HY Condition: AVG_BE_54 3m DRH18-E_LE2C03A18EN_240711 HORIZONTAL : RBW:1000.000kHz VBW:0.510kHz SWT:Auto Limit Read Ant Cable Preamp Aux APos TPos Freq Level Line Margin Level Factor Loss Factor Factor Remark MHz dBuV/m dBuV/m dB dBuV dB/m dB dB dB cm deg 1 2483.75 40.96 54.00 -13.04 28.35 26.64 8.94 33.00 10.03 300 354 Average	Blank

Mode	7	
	Band Edge - L	
	2400-2483.5_802.11g_CH06_2437MHz	
ANT	1	
Pol.	Vertical	Fundamental
Peak	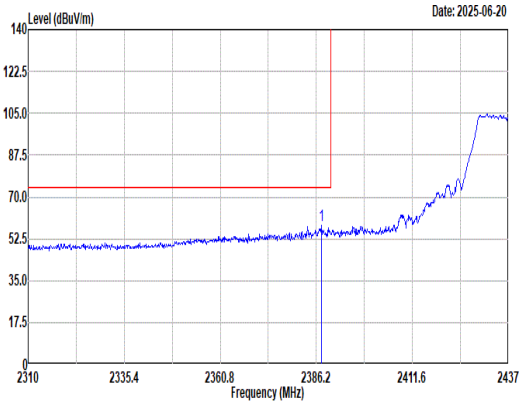 Site : 03CH21-HY Condition: PEAK_BE_74 3m DRH18-E_LE2C03A18EN_240711 VERTICAL : RBW:1000.000kHz VBW:3000.000kHz SWT:Auto 1 2387.47 58.23 74.00 -15.77 45.69 26.70 8.74 32.93 10.03 100 88 Peak	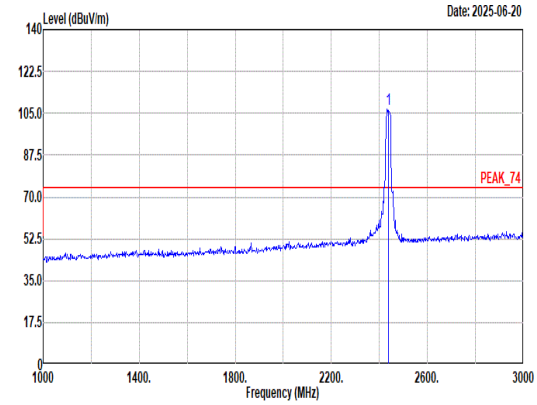 Site : 03CH21-HY Condition: PEAK_74 3m DRH18-E_LE2C03A18EN_240711 VERTICAL : RBW:1000.000kHz VBW:3000.000kHz SWT:Auto 1 2437.00 106.48 ------ ------ 93.98 26.60 8.83 32.96 10.03 100 88 Peak
Avg	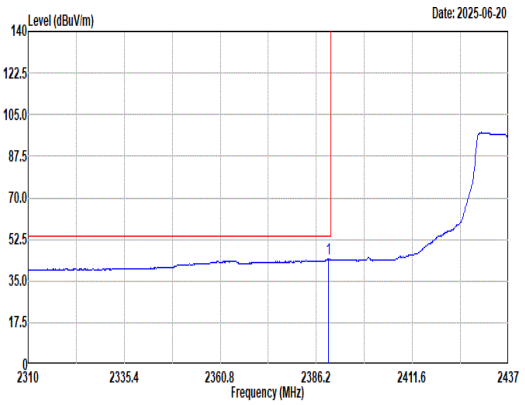 Site : 03CH21-HY Condition: AVG_BE_54 3m DRH18-E_LE2C03A18EN_240711 VERTICAL : RBW:1000.000kHz VBW:0.510kHz SWT:Auto 1 2389.50 44.17 54.00 -9.83 31.62 26.70 8.75 32.93 10.03 100 88 Average	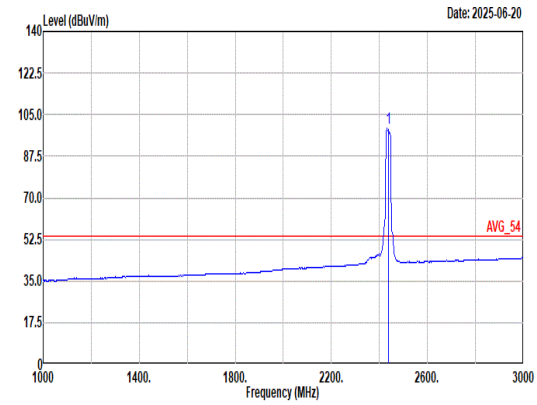 Site : 03CH21-HY Condition: AVG_54 3m DRH18-E_LE2C03A18EN_240711 VERTICAL : RBW:1000.000kHz VBW:0.510kHz SWT:Auto 1 2437.00 99.08 ------ ------ 86.58 26.60 8.83 32.96 10.03 100 88 Average

Mode	7	
	Band Edge - R	
	2400-2483.5_802.11g_CH06_2437MHz	
ANT	1	
Pol.	Vertical	Fundamental
Peak	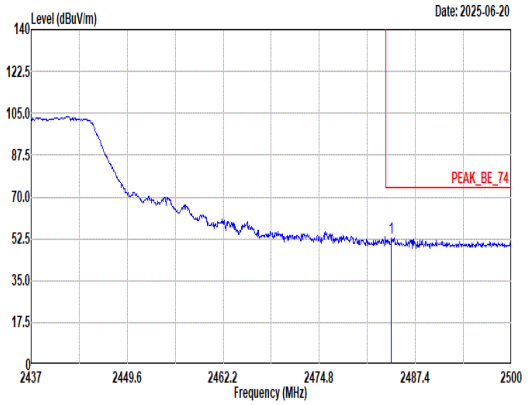 Site : 03CH21-HY Condition: PEAK_BE_74 3m DRH18-E_LE2C03A18EN_240711 VERTICAL : RBW:1000.000kHz VBW:3000.000kHz SWT:Auto Freq Level Limit Line Margin Read Level Ant Factor Cable Loss Preamp Factor Aux Factor APos TPos Remark MHz dBuV/m dBuV/m dB dBuV dB/m dB dB dB cm deg 1 2484.25 52.92 74.00 -21.08 40.31 26.64 8.94 33.00 10.03 100 88 Peak	Blank
Avg	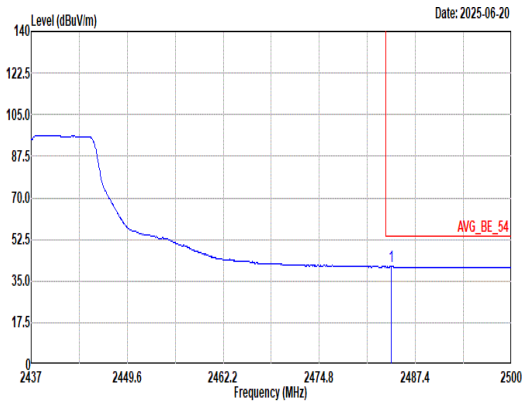 Site : 03CH21-HY Condition: AVG_BE_54 3m DRH18-E_LE2C03A18EN_240711 VERTICAL : RBW:1000.000kHz VBW:0.510kHz SWT:Auto Freq Level Limit Line Margin Read Level Ant Factor Cable Loss Preamp Factor Aux Factor APos TPos Remark MHz dBuV/m dBuV/m dB dBuV dB/m dB dB dB cm deg 1 2484.25 41.09 54.00 -12.91 28.48 26.64 8.94 33.00 10.03 100 88 Average	Blank

Mode	7	
	Harmonic	
	2400-2483.5_802.11g_CH06_2437MHz	
ANT	1	
Pol.	Horizontal	Vertical
Peak Avg	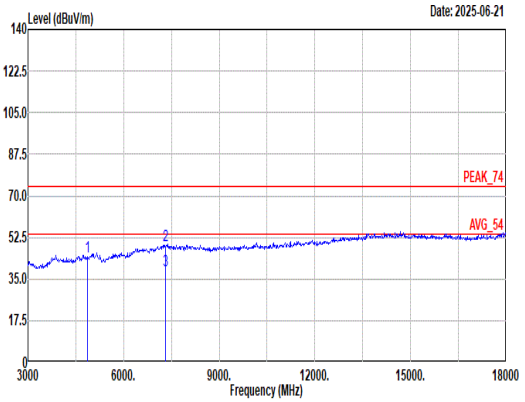 Site : 03CH21-HY Condition: PEAK_74 3m DRH18-E_LE2C03A18EN_240711 HORIZONTAL Freq Level Limit Line Margin Read Level Ant Factor Cable Loss Preamp Factor Aux Factor APos TPos Remark MHz dBuV/m dBuV/m dB dBuV dB/m dB dB dB cm deg 1 4874.00 44.49 74.00 -29.51 33.17 32.35 12.73 34.18 0.42 -- -- Peak 2 7311.00 49.21 74.00 -24.79 32.62 36.72 15.95 36.71 0.63 -- -- Peak 3 7311.00 38.66 54.00 -15.34 22.07 36.72 15.95 36.71 0.63 -- -- Average	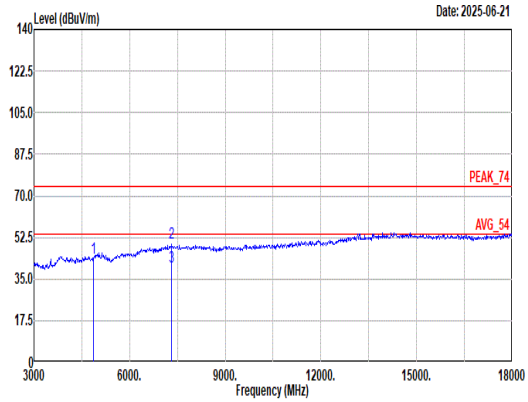 Site : 03CH21-HY Condition: PEAK_74 3m DRH18-E_LE2C03A18EN_240711 VERTICAL Freq Level Limit Line Margin Read Level Ant Factor Cable Loss Preamp Factor Aux Factor APos TPos Remark MHz dBuV/m dBuV/m dB dBuV dB/m dB dB dB cm deg 1 4874.00 43.89 74.00 -30.11 32.57 32.35 12.73 34.18 0.42 -- -- Peak 2 7311.00 49.95 74.00 -24.05 33.36 36.72 15.95 36.71 0.63 -- -- Peak 3 7311.00 40.02 54.00 -13.98 23.43 36.72 15.95 36.71 0.63 -- -- Average

Mode	7	
	Harmonic	
	2400-2483.5_802.11g_CH06_2437MHz	
ANT	1	
Pol.	Horizontal	Vertical
10.6G ~18G Avg	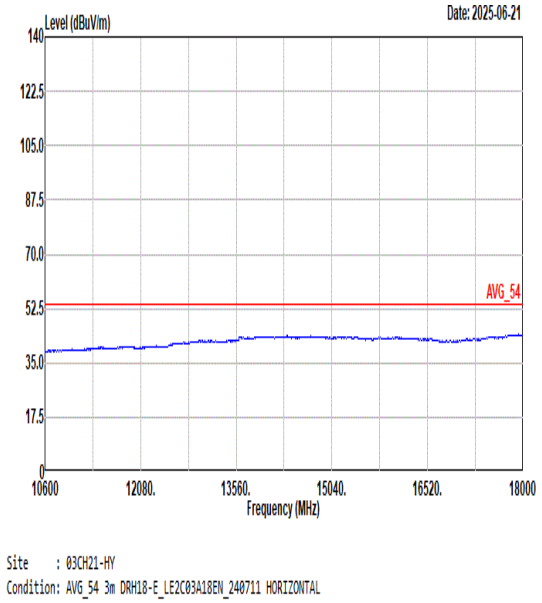	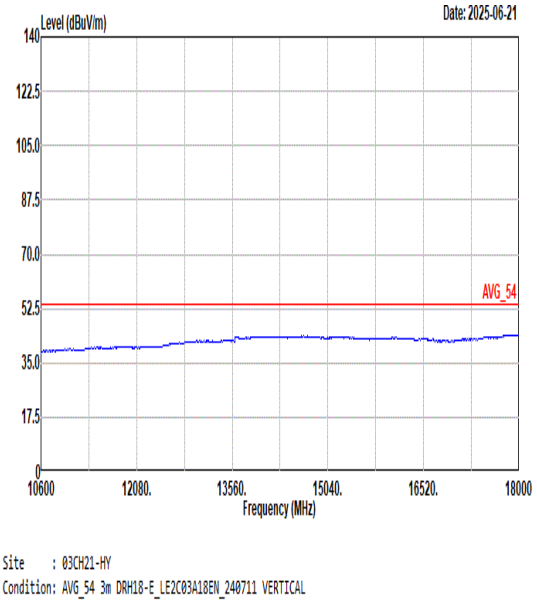

Mode	8	
	Band Edge	
	2400-2483.5_802.11g_CH11_2462MHz	
ANT	1	
Pol.	Horizontal	Fundamental
Peak	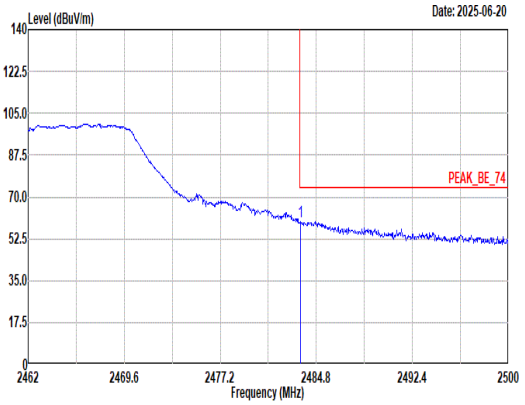 Site : 03CH21-HY Condition: PEAK_BE_74 3m DRH18-E_LE2C03A18EN_240711 HORIZONTAL : RBW:1000.000kHz VBW:3000.000kHz SWT:Auto Freq Level Limit Line Margin Read Level Ant Factor Cable Loss Preamp Factor Aux Factor APos TPos Remark MHz dBuV/m dBuV/m dB dBuV dB/m dB dB dB cm deg 1 2483.55 59.76 74.00 -14.24 47.15 26.64 8.94 33.00 10.03 200 20 Peak	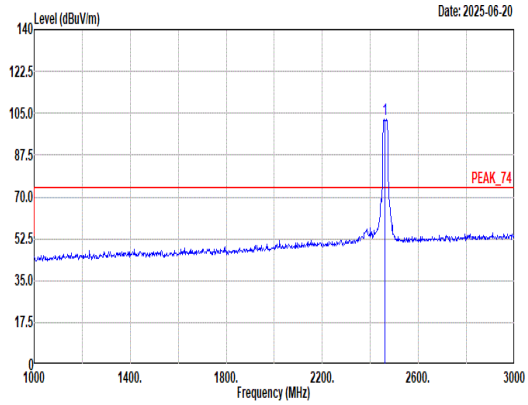 Site : 03CH21-HY Condition: PEAK_74 3m DRH18-E_LE2C03A18EN_240711 HORIZONTAL : RBW:1000.000kHz VBW:3000.000kHz SWT:Auto Freq Level Limit Line Margin Read Level Ant Factor Cable Loss Preamp Factor Aux Factor APos TPos Remark MHz dBuV/m dBuV/m dB dBuV dB/m dB dB dB cm deg 1 2462.00 102.39 ------ ------ 89.94 26.50 8.91 32.99 10.03 200 20 Peak
Avg	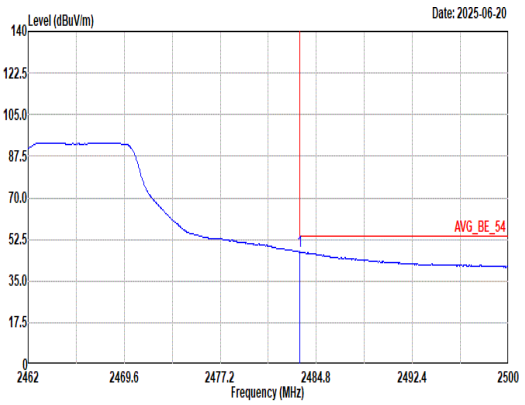 Site : 03CH21-HY Condition: AVG_BE_54 3m DRH18-E_LE2C03A18EN_240711 HORIZONTAL : RBW:1000.000kHz VBW:0.510kHz SWT:Auto Freq Level Limit Line Margin Read Level Ant Factor Cable Loss Preamp Factor Aux Factor APos TPos Remark MHz dBuV/m dBuV/m dB dBuV dB/m dB dB dB cm deg 1 2483.51 47.31 54.00 -6.69 34.70 26.64 8.94 33.00 10.03 200 20 Average	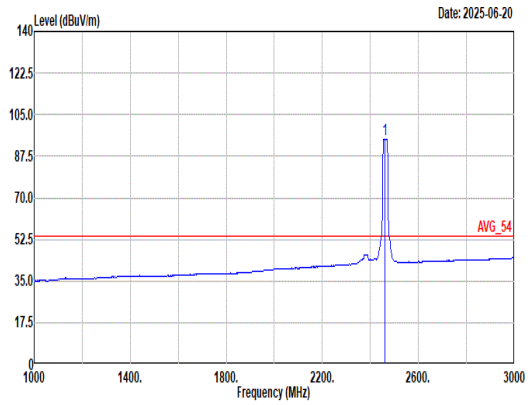 Site : 03CH21-HY Condition: AVG_54 3m DRH18-E_LE2C03A18EN_240711 HORIZONTAL : RBW:1000.000kHz VBW:0.510kHz SWT:Auto Freq Level Limit Line Margin Read Level Ant Factor Cable Loss Preamp Factor Aux Factor APos TPos Remark MHz dBuV/m dBuV/m dB dBuV dB/m dB dB dB cm deg 1 2462.00 94.69 ------ ------ 82.18 26.58 8.88 32.98 10.03 200 20 Average

Mode	8	
	Band Edge	
	2400-2483.5_802.11g_CH11_2462MHz	
ANT	1	
Pol.	Vertical	Fundamental
Peak	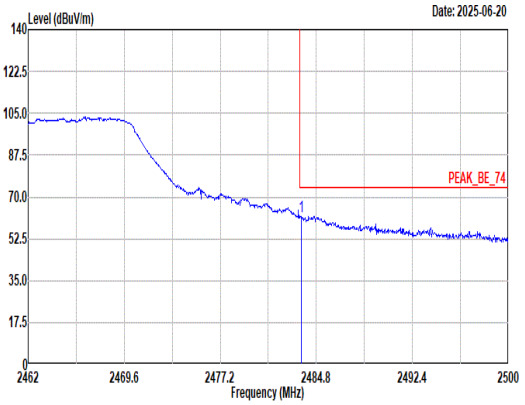 Site : 03CH21-HY Condition: PEAK_BE_74 3m DRH18-E_LE2C03A18EN_240711 VERTICAL : RBW:1000.000kHz VBW:3000.000kHz SWT:Auto Freq Level Limit Line Margin Read Level Ant Factor Cable Loss Preamp Factor Aux Factor APos TPos Remark MHz dBuV/m dBuV/m dB dBuV dB/m dB dB dB cm deg 1 2483.58 61.98 74.00 -12.02 49.37 26.64 8.94 33.00 10.03 109 79 Peak	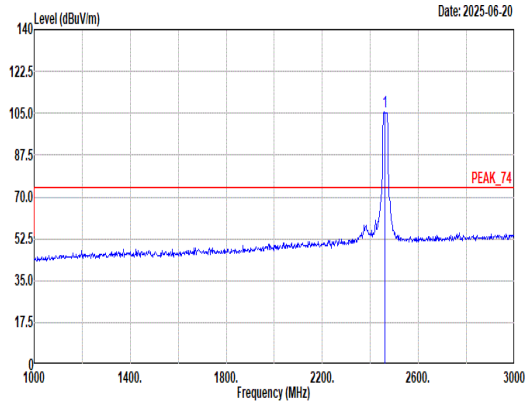 Site : 03CH21-HY Condition: PEAK_74 3m DRH18-E_LE2C03A18EN_240711 VERTICAL : RBW:1000.000kHz VBW:3000.000kHz SWT:Auto Freq Level Limit Line Margin Read Level Ant Factor Cable Loss Preamp Factor Aux Factor APos TPos Remark MHz dBuV/m dBuV/m dB dBuV dB/m dB dB dB cm deg 1 2462.00 105.62 ------ ------ 93.11 26.58 8.88 32.98 10.03 109 79 Peak
Avg	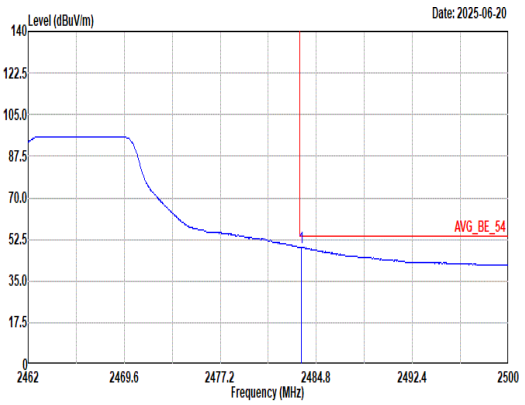 Site : 03CH21-HY Condition: AVG_BE_54 3m DRH18-E_LE2C03A18EN_240711 VERTICAL : RBW:1000.000kHz VBW:0.510kHz SWT:Auto Freq Level Limit Line Margin Read Level Ant Factor Cable Loss Preamp Factor Aux Factor APos TPos Remark MHz dBuV/m dBuV/m dB dBuV dB/m dB dB dB cm deg 1 2483.58 49.18 54.00 -4.82 36.57 26.64 8.94 33.00 10.03 109 79 Average	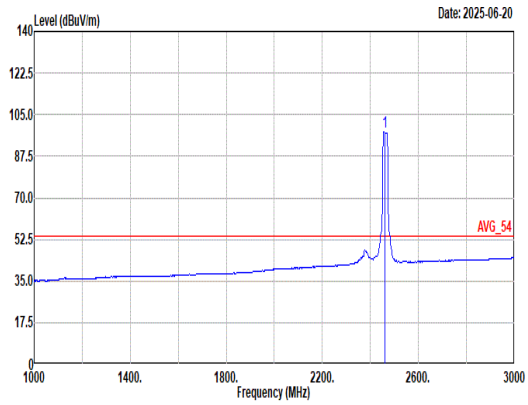 Site : 03CH21-HY Condition: AVG_54 3m DRH18-E_LE2C03A18EN_240711 VERTICAL : RBW:1000.000kHz VBW:0.510kHz SWT:Auto Freq Level Limit Line Margin Read Level Ant Factor Cable Loss Preamp Factor Aux Factor APos TPos Remark MHz dBuV/m dBuV/m dB dBuV dB/m dB dB dB cm deg 1 2462.00 97.77 ------ ------ 85.26 26.58 8.88 32.98 10.03 109 79 Average

Mode	8	
	Harmonic	
	2400-2483.5_802.11g_CH11_2462MHz	
ANT	1	
Pol.	Horizontal	Vertical
Peak Avg	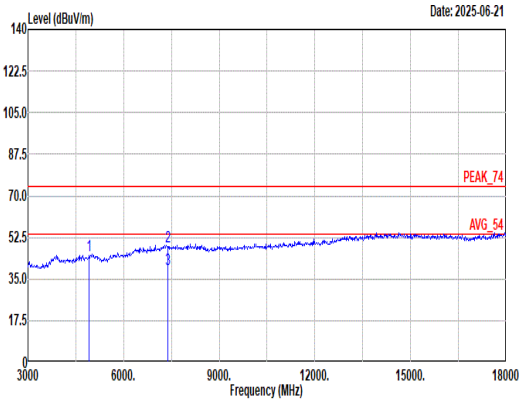 Site : 03CH21-HY Condition: PEAK_74 3m DRH18-E_LE2C03A18EN_240711 HORIZONTAL Freq Level Limit Line Margin Read Level Ant Factor Cable Loss Preamp Factor Aux Factor APos TPos Remark MHz dBuV/m dBuV/m dB dBuV dB/m dB dB dB cm deg 1 4924.00 44.69 74.00 -29.31 33.15 32.54 12.78 34.19 0.41 -- -- Peak 2 7386.00 48.61 74.00 -25.39 31.82 36.80 16.04 36.77 0.72 -- -- Peak 3 7386.00 38.89 54.00 -15.11 22.10 36.80 16.04 36.77 0.72 -- -- Average	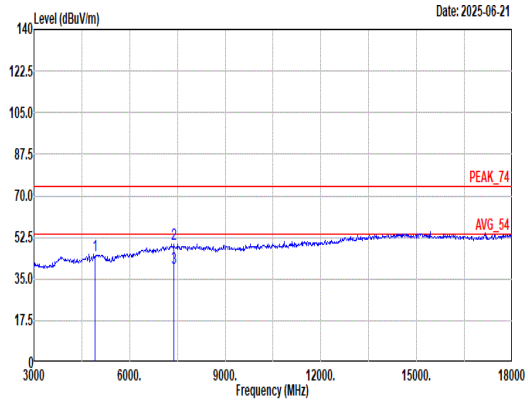 Site : 03CH21-HY Condition: PEAK_74 3m DRH18-E_LE2C03A18EN_240711 VERTICAL Freq Level Limit Line Margin Read Level Ant Factor Cable Loss Preamp Factor Aux Factor APos TPos Remark MHz dBuV/m dBuV/m dB dBuV dB/m dB dB dB cm deg 1 4924.00 44.86 74.00 -29.14 33.32 32.54 12.78 34.19 0.41 -- -- Peak 2 7386.00 49.66 74.00 -24.34 32.87 36.80 16.04 36.77 0.72 -- -- Peak 3 7386.00 39.83 54.00 -14.17 23.04 36.80 16.04 36.77 0.72 -- -- Average

Mode	8	
	Harmonic	
	2400-2483.5_802.11g_CH11_2462MHz	
ANT	1	
Pol.	Horizontal	Vertical
10.6G ~18G Avg	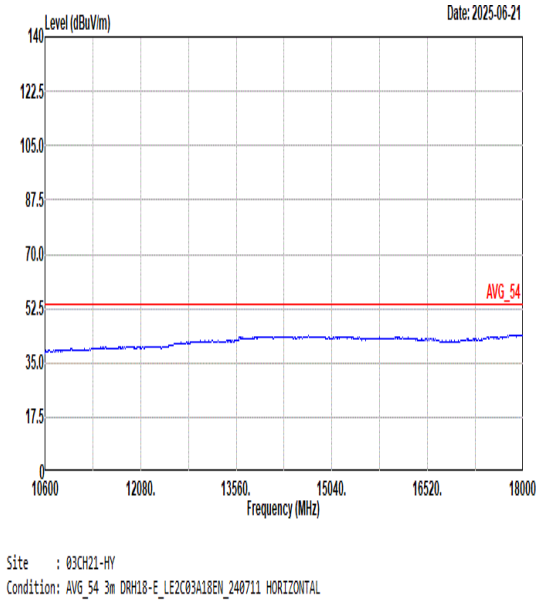	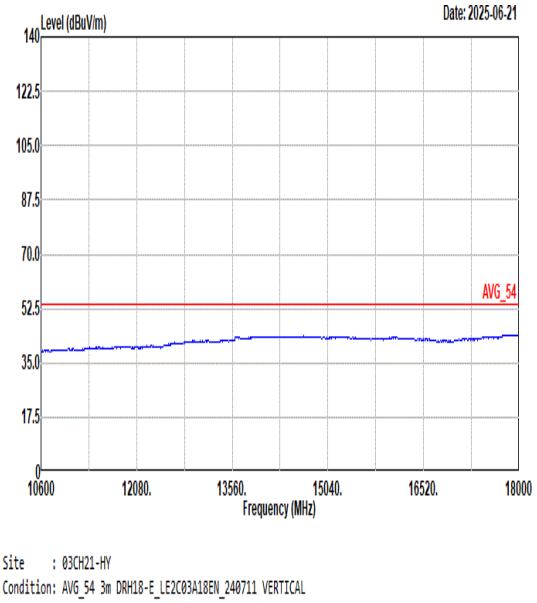

Mode	9	
	Band Edge	
	2400-2483.5_802.11g_CH12_2467MHz	
ANT	1	
Pol.	Horizontal	Fundamental
Peak	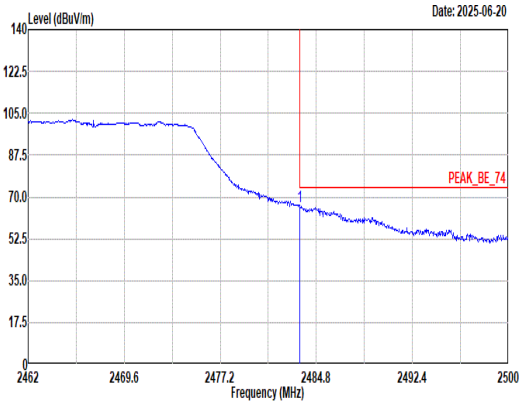 Site : 03CH21-HY Condition: PEAK_BE_74 3m DRH18-E_LE2C03A18EN_240711 HORIZONTAL : RBW:1000.000kHz VBW:3000.000kHz SWT:Auto Freq Level Limit Line Margin Read Level Ant Factor Cable Loss Preamp Factor Aux Factor APos TPos Remark MHz dBuV/m dBuV/m dB dBuV dB/m dB dB dB cm deg 1 2483.51 66.22 74.00 -7.78 53.61 26.64 8.94 33.00 10.03 261 350 Peak	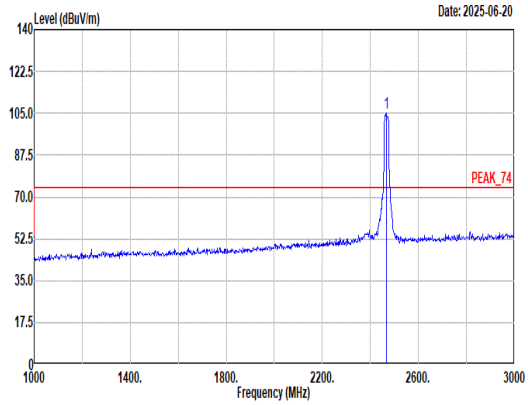 Site : 03CH21-HY Condition: PEAK_74 3m DRH18-E_LE2C03A18EN_240711 HORIZONTAL : RBW:1000.000kHz VBW:3000.000kHz SWT:Auto Freq Level Limit Line Margin Read Level Ant Factor Cable Loss Preamp Factor Aux Factor APos TPos Remark MHz dBuV/m dBuV/m dB dBuV dB/m dB dB dB cm deg 1 2467.00 105.09 ------ ------ 92.64 26.50 8.91 32.99 10.03 261 350 Peak
Avg	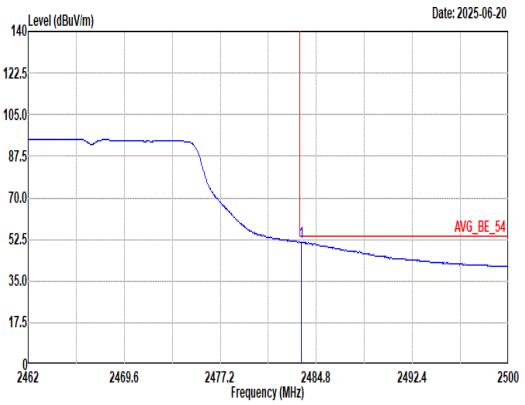 Site : 03CH21-HY Condition: AVG_BE_54 3m DRH18-E_LE2C03A18EN_240711 HORIZONTAL : RBW:1000.000kHz VBW:0.510kHz SWT:Auto Freq Level Limit Line Margin Read Level Ant Factor Cable Loss Preamp Factor Aux Factor APos TPos Remark MHz dBuV/m dBuV/m dB dBuV dB/m dB dB dB cm deg 1 2483.58 51.41 54.00 -2.59 38.80 26.64 8.94 33.00 10.03 261 350 Average	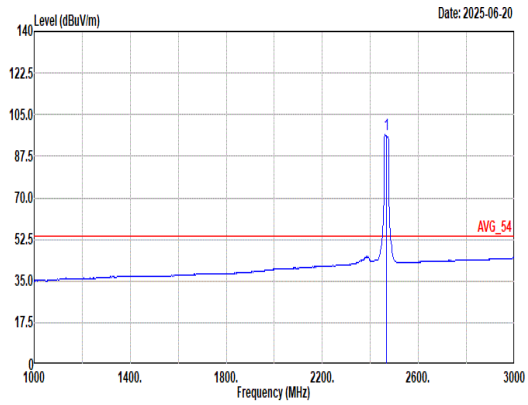 Site : 03CH21-HY Condition: AVG_54 3m DRH18-E_LE2C03A18EN_240711 HORIZONTAL : RBW:1000.000kHz VBW:0.510kHz SWT:Auto Freq Level Limit Line Margin Read Level Ant Factor Cable Loss Preamp Factor Aux Factor APos TPos Remark MHz dBuV/m dBuV/m dB dBuV dB/m dB dB dB cm deg 1 2467.00 96.64 ------ ------ 84.19 26.50 8.90 32.98 10.03 261 350 Average

Mode	9	
	Band Edge	
	2400-2483.5_802.11g_CH12_2467MHz	
ANT	1	
Pol.	Vertical	Fundamental
Peak	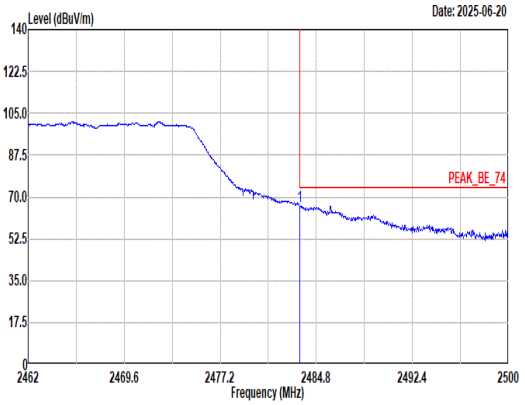 Site : 03CH21-HY Condition: PEAK_BE_74 3m DRH18-E_LE2C03A18EN_240711 VERTICAL : RBW:1000.000kHz VBW:3000.000kHz SWT:Auto Freq Level Limit Line Margin Read Level Ant Factor Cable Loss Preamp Factor Aux Factor APos TPos Remark MHz dBuV/m dBuV/m dB dBuV dB/m dB dB dB cm deg 1 2483.51 66.27 74.00 -7.73 53.66 26.64 8.94 33.00 10.03 100 94 Peak	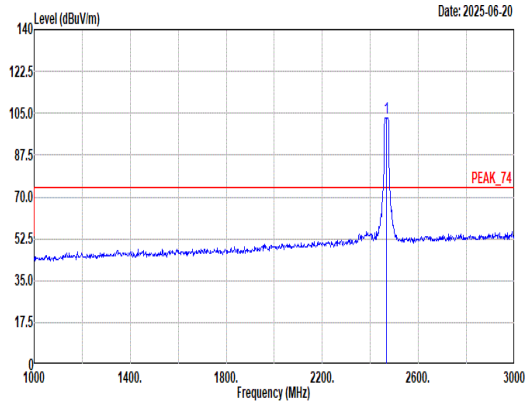 Site : 03CH21-HY Condition: PEAK_74 3m DRH18-E_LE2C03A18EN_240711 VERTICAL : RBW:1000.000kHz VBW:3000.000kHz SWT:Auto Freq Level Limit Line Margin Read Level Ant Factor Cable Loss Preamp Factor Aux Factor APos TPos Remark MHz dBuV/m dBuV/m dB dBuV dB/m dB dB dB cm deg 1 2467.00 103.23 ------ ------ 90.78 26.50 8.90 32.98 10.03 100 94 Peak
Avg	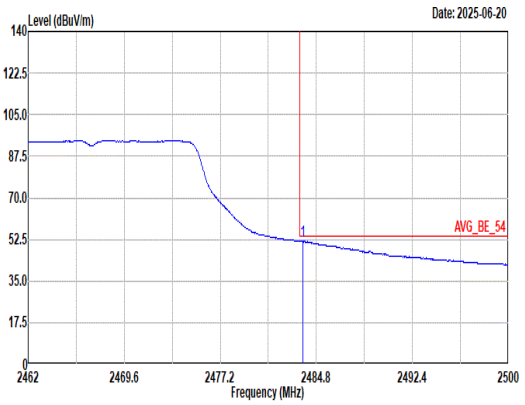 Site : 03CH21-HY Condition: AVG_BE_54 3m DRH18-E_LE2C03A18EN_240711 VERTICAL : RBW:1000.000kHz VBW:0.510kHz SWT:Auto Freq Level Limit Line Margin Read Level Ant Factor Cable Loss Preamp Factor Aux Factor APos TPos Remark MHz dBuV/m dBuV/m dB dBuV dB/m dB dB dB cm deg 1 2483.74 51.82 54.00 -2.18 39.21 26.64 8.94 33.00 10.03 100 94 Average	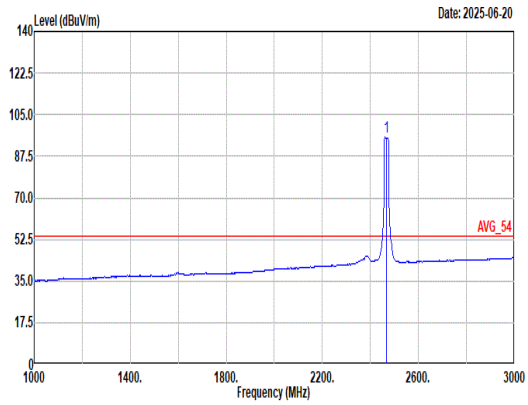 Site : 03CH21-HY Condition: AVG_54 3m DRH18-E_LE2C03A18EN_240711 VERTICAL : RBW:1000.000kHz VBW:0.510kHz SWT:Auto Freq Level Limit Line Margin Read Level Ant Factor Cable Loss Preamp Factor Aux Factor APos TPos Remark MHz dBuV/m dBuV/m dB dBuV dB/m dB dB dB cm deg 1 2467.00 95.43 ------ ------ 82.99 26.50 8.89 32.98 10.03 100 94 Average

Mode	10	
	Band Edge	
	2400-2483.5_802.11g_CH13_2472MHz	
ANT	1	
Pol.	Horizontal	Fundamental
Peak	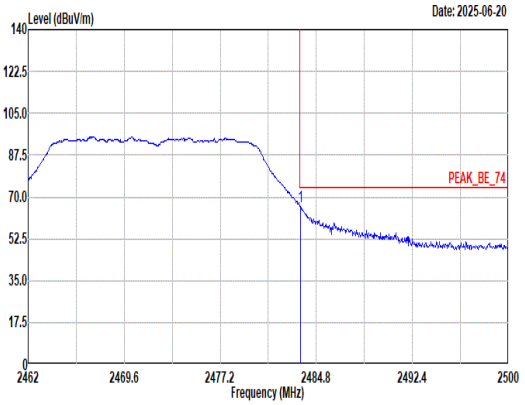 Site : 03CH21-HY Condition: PEAK_BE_74 3m DRH18-E_LE2C03A18EN_240711 HORIZONTAL : RBW:1000.000kHz VBW:3000.000kHz SWT:Auto Freq Level Limit Line Margin Read Level Ant Factor Cable Loss Preamp Factor Aux Factor APos TPos Remark MHz dBuV/m dBuV/m dB dBuV dB/m dB dB dB cm deg 1 2483.55 66.10 74.00 -7.90 53.49 26.64 8.94 33.00 10.03 291 0 Peak	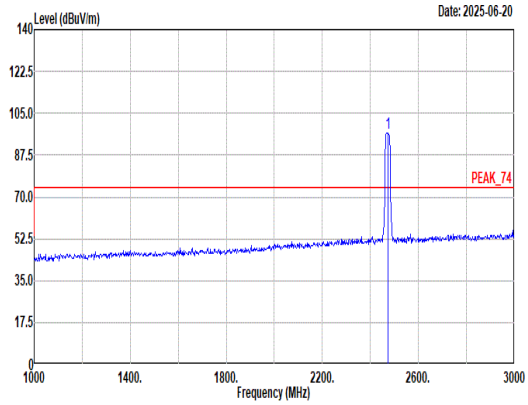 Site : 03CH21-HY Condition: PEAK_74 3m DRH18-E_LE2C03A18EN_240711 HORIZONTAL : RBW:1000.000kHz VBW:3000.000kHz SWT:Auto Freq Level Limit Line Margin Read Level Ant Factor Cable Loss Preamp Factor Aux Factor APos TPos Remark MHz dBuV/m dBuV/m dB dBuV dB/m dB dB dB cm deg 1 2472.00 96.70 ------ ------ 84.25 26.50 8.91 32.99 10.03 291 0 Peak
Avg	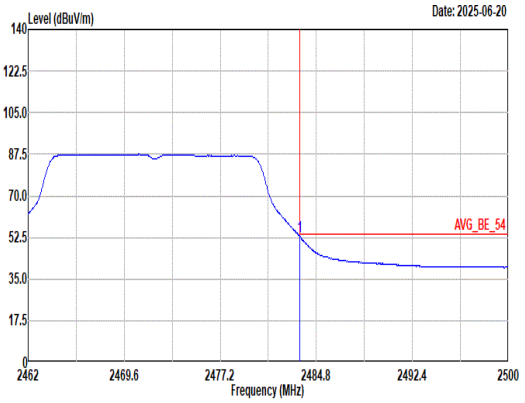 Site : 03CH21-HY Condition: AVG_BE_54 3m DRH18-E_LE2C03A18EN_240711 HORIZONTAL : RBW:1000.000kHz VBW:0.510kHz SWT:Auto Freq Level Limit Line Margin Read Level Ant Factor Cable Loss Preamp Factor Aux Factor APos TPos Remark MHz dBuV/m dBuV/m dB dBuV dB/m dB dB dB cm deg 1 2483.51 52.86 54.00 -1.14 40.25 26.64 8.94 33.00 10.03 291 0 Average	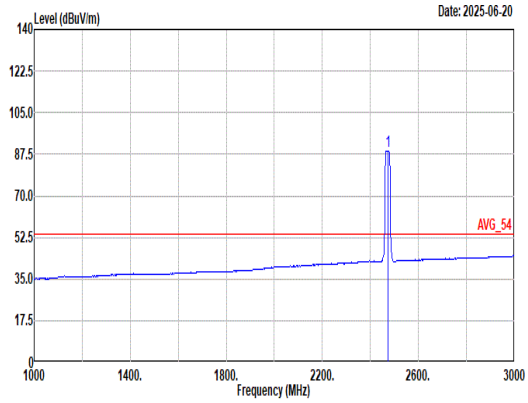 Site : 03CH21-HY Condition: AVG_54 3m DRH18-E_LE2C03A18EN_240711 HORIZONTAL : RBW:1000.000kHz VBW:0.510kHz SWT:Auto Freq Level Limit Line Margin Read Level Ant Factor Cable Loss Preamp Factor Aux Factor APos TPos Remark MHz dBuV/m dBuV/m dB dBuV dB/m dB dB dB cm deg 1 2472.00 88.98 ------ ------ 76.53 26.50 8.91 32.99 10.03 291 0 Average

Mode	10	
	Band Edge	
	2400-2483.5_802.11g_CH13_2472MHz	
ANT	1	
Pol.	Vertical	Fundamental
Peak	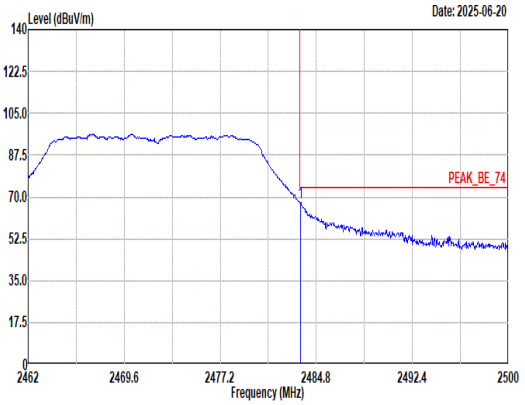 Site : 03CH21-HY Condition: PEAK_BE_74 3m DRH18-E_LE2C03A18EN_240711 VERTICAL : RBW:1000.000kHz VBW:3000.000kHz SWT:Auto 1 2483.55 67.39 74.00 -6.61 54.78 26.64 8.94 33.00 10.03 100 94 Peak	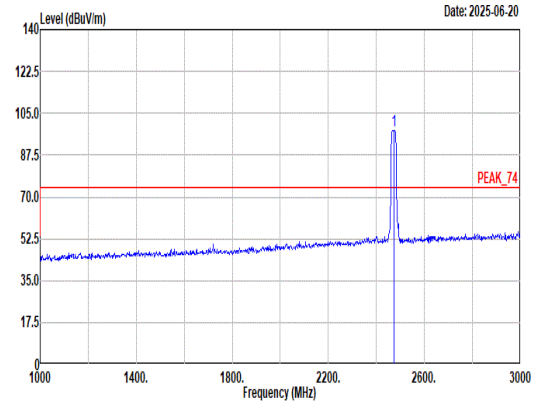 Site : 03CH21-HY Condition: PEAK_74 3m DRH18-E_LE2C03A18EN_240711 VERTICAL : RBW:1000.000kHz VBW:3000.000kHz SWT:Auto 1 2472.00 97.83 ------ ------ 85.38 26.50 8.91 32.99 10.03 100 94 Peak
Avg	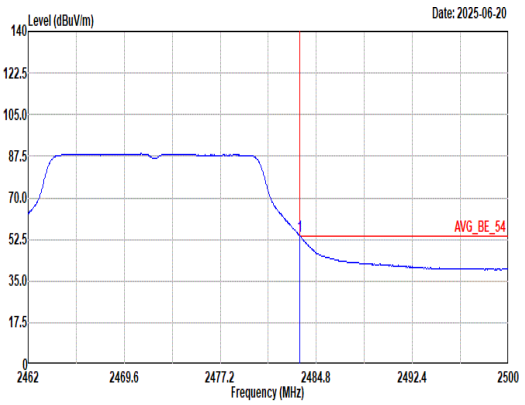 Site : 03CH21-HY Condition: AVG_BE_54 3m DRH18-E_LE2C03A18EN_240711 VERTICAL : RBW:1000.000kHz VBW:0.510kHz SWT:Auto 1 2483.51 53.86 54.00 -0.14 41.25 26.64 8.94 33.00 10.03 100 94 Average	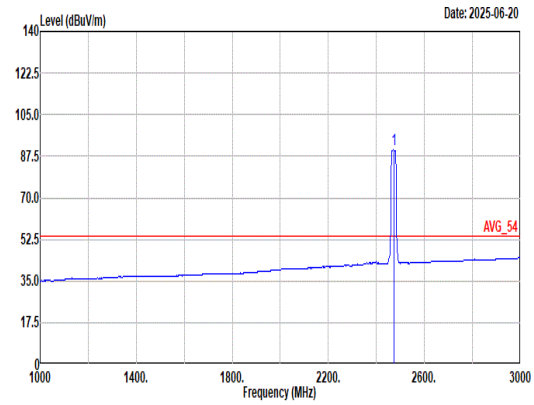 Site : 03CH21-HY Condition: AVG_54 3m DRH18-E_LE2C03A18EN_240711 VERTICAL : RBW:1000.000kHz VBW:0.510kHz SWT:Auto 1 2472.00 90.21 ------ ------ 77.76 26.50 8.91 32.99 10.03 100 94 Average

Mode	11	
	Band Edge	
	2400-2483.5_802.11n HT20_CH01_2412MHz	
ANT	1	
Pol.	Horizontal	Fundamental
Peak	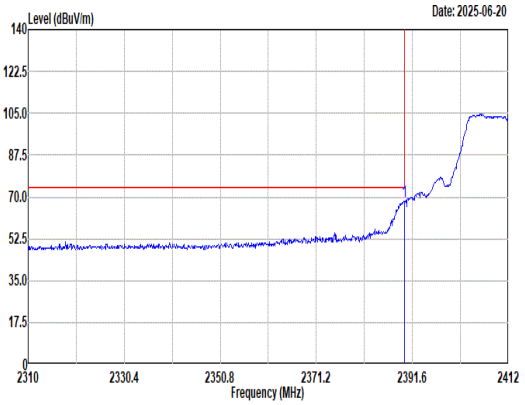 Site : 03CH21-HY Condition: PEAK_BE_74 3m DRH18-E_LE2C03A18EN_240711 HORIZONTAL : RBW:1000.000kHz VBW:3000.000kHz SWT:Auto Freq Level Limit Line Margin Read Level Ant Factor Cable Loss Preamp Factor Aux Factor APos TPos Remark MHz dBuV/m dBuV/m dB dBuV dB/m dB dB dB cm deg 1 2389.87 67.98 74.00 -6.02 55.43 26.70 8.75 32.93 10.03 203 352 Peak	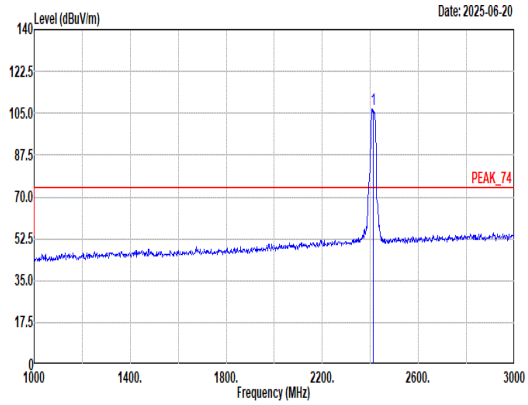 Site : 03CH21-HY Condition: PEAK_74 3m DRH18-E_LE2C03A18EN_240711 HORIZONTAL : RBW:1000.000kHz VBW:3000.000kHz SWT:Auto Freq Level Limit Line Margin Read Level Ant Factor Cable Loss Preamp Factor Aux Factor APos TPos Remark MHz dBuV/m dBuV/m dB dBuV dB/m dB dB dB cm deg 1 2412.00 106.93 ------ ------ 94.20 26.86 8.78 32.94 10.03 203 352 Peak
Avg	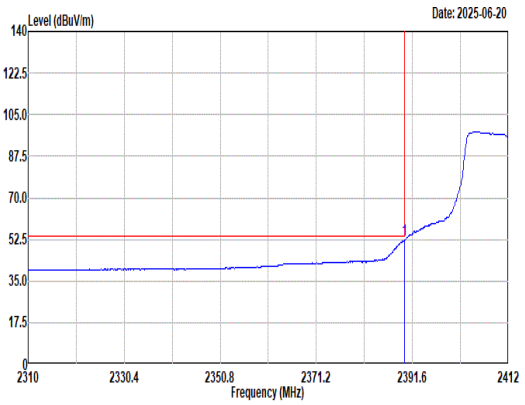 Site : 03CH21-HY Condition: AVG_BE_54 3m DRH18-E_LE2C03A18EN_240711 HORIZONTAL : RBW:1000.000kHz VBW:0.560kHz SWT:Auto Freq Level Limit Line Margin Read Level Ant Factor Cable Loss Preamp Factor Aux Factor APos TPos Remark MHz dBuV/m dBuV/m dB dBuV dB/m dB dB dB cm deg 1 2389.97 52.36 54.00 -1.64 39.81 26.70 8.75 32.93 10.03 203 352 Average	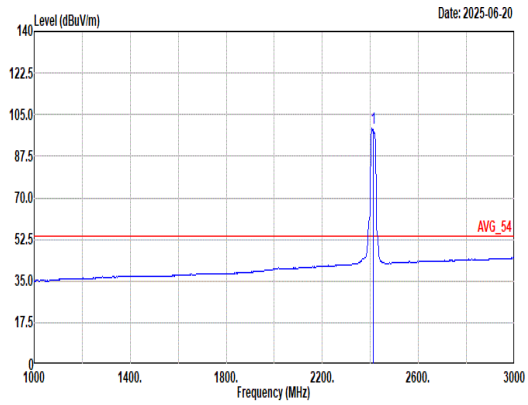 Site : 03CH21-HY Condition: AVG_54 3m DRH18-E_LE2C03A18EN_240711 HORIZONTAL : RBW:1000.000kHz VBW:0.560kHz SWT:Auto Freq Level Limit Line Margin Read Level Ant Factor Cable Loss Preamp Factor Aux Factor APos TPos Remark MHz dBuV/m dBuV/m dB dBuV dB/m dB dB dB cm deg 1 2412.00 99.27 ------ ------ 86.54 26.86 8.78 32.94 10.03 203 352 Average

Mode	11	
	Band Edge	
	2400-2483.5_802.11n HT20_CH01_2412MHz	
ANT	1	
Pol.	Vertical	Fundamental
Peak	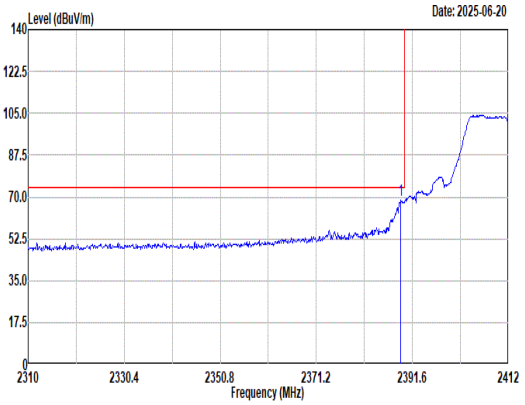 Site : 03CH21-HY Condition: PEAK_BE_74 3m DRH18-E_LE2C03A18EN_240711 VERTICAL : RBW:1000.000kHz VBW:3000.000kHz SWT:Auto Freq Level Limit Line Margin Read Level Ant Factor Cable Loss Preamp Factor Aux Factor APos TPos Remark MHz dBuV/m dBuV/m dB dBuV dB/m dB dB dB cm deg 1 2389.15 68.43 74.00 -5.57 55.88 26.70 8.75 32.93 10.03 106 92 Peak	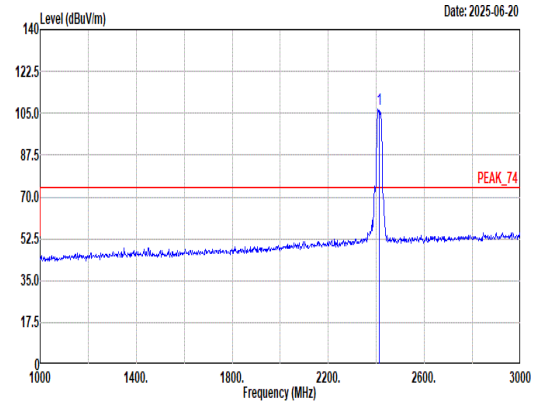 Site : 03CH21-HY Condition: PEAK_74 3m DRH18-E_LE2C03A18EN_240711 VERTICAL : RBW:1000.000kHz VBW:3000.000kHz SWT:Auto Freq Level Limit Line Margin Read Level Ant Factor Cable Loss Preamp Factor Aux Factor APos TPos Remark MHz dBuV/m dBuV/m dB dBuV dB/m dB dB dB cm deg 1 2412.00 106.79 ------ ------ 94.06 26.86 8.78 32.94 10.03 106 92 Peak
Avg	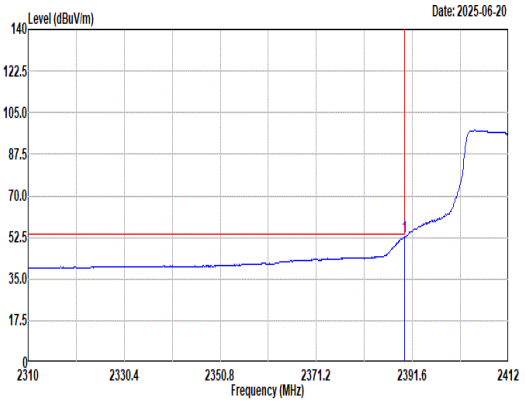 Site : 03CH21-HY Condition: AVG_BE_54 3m DRH18-E_LE2C03A18EN_240711 VERTICAL : RBW:1000.000kHz VBW:0.560kHz SWT:Auto Freq Level Limit Line Margin Read Level Ant Factor Cable Loss Preamp Factor Aux Factor APos TPos Remark MHz dBuV/m dBuV/m dB dBuV dB/m dB dB dB cm deg 1 2389.97 52.83 54.00 -1.17 40.28 26.70 8.75 32.93 10.03 106 92 Average	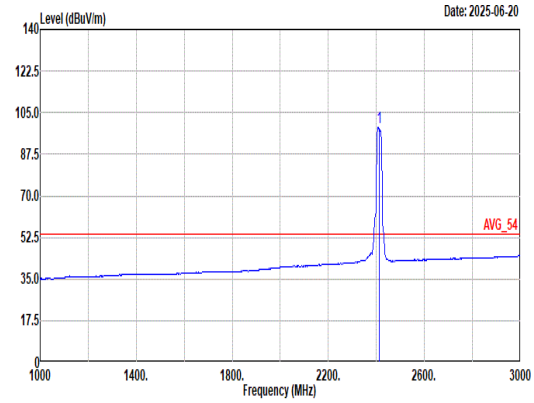 Site : 03CH21-HY Condition: AVG_54 3m DRH18-E_LE2C03A18EN_240711 VERTICAL : RBW:1000.000kHz VBW:0.560kHz SWT:Auto Freq Level Limit Line Margin Read Level Ant Factor Cable Loss Preamp Factor Aux Factor APos TPos Remark MHz dBuV/m dBuV/m dB dBuV dB/m dB dB dB cm deg 1 2412.00 99.01 ------ ------ 86.28 26.86 8.78 32.94 10.03 106 92 Average

Mode	11	
	Harmonic	
	2400-2483.5_802.11n HT20_CH01_2412MHz	
ANT	1	
Pol.	Horizontal	Vertical
Peak Avg	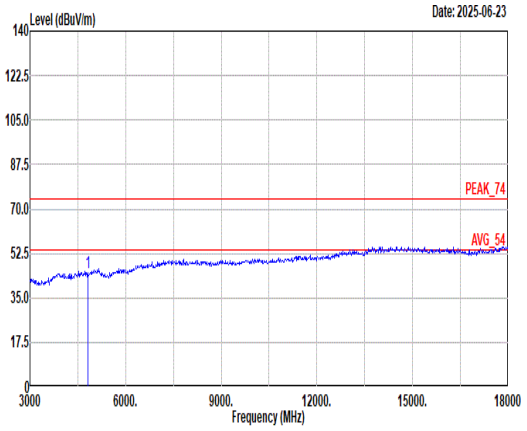 Site : 03CH21-HY Condition: PEAK_74 3m DRH18-E_LE2C03A18EN_240711 HORIZONTAL Freq Level Limit Line Margin Read Level Ant Factor Cable Loss Preamp Factor Aux Factor APos TPos Remark MHz dBuV/m dBuV/m dB dBuV dB/m dB dB dB cm deg 1 4824.00 44.82 74.00 -29.18 33.64 32.25 12.68 34.18 0.43 -- -- Peak	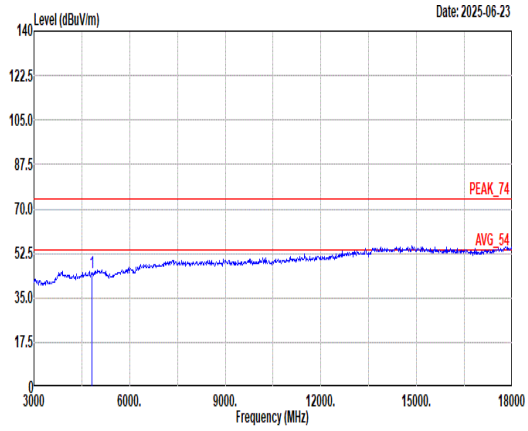 Site : 03CH21-HY Condition: PEAK_74 3m DRH18-E_LE2C03A18EN_240711 VERTICAL Freq Level Limit Line Margin Read Level Ant Factor Cable Loss Preamp Factor Aux Factor APos TPos Remark MHz dBuV/m dBuV/m dB dBuV dB/m dB dB dB cm deg 1 4824.00 44.90 74.00 -29.10 33.72 32.25 12.68 34.18 0.43 -- -- Peak

Mode	11	
	Harmonic	
	2400-2483.5_802.11n HT20_CH01_2412MHz	
ANT	1	
Pol.	Horizontal	Vertical
10.6G ~18G Avg	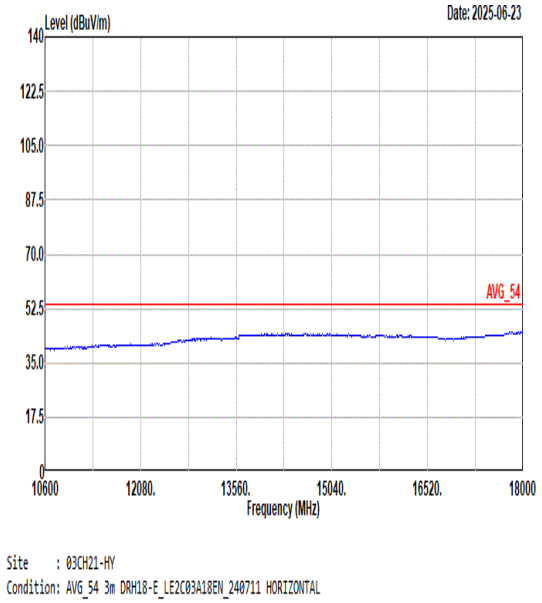	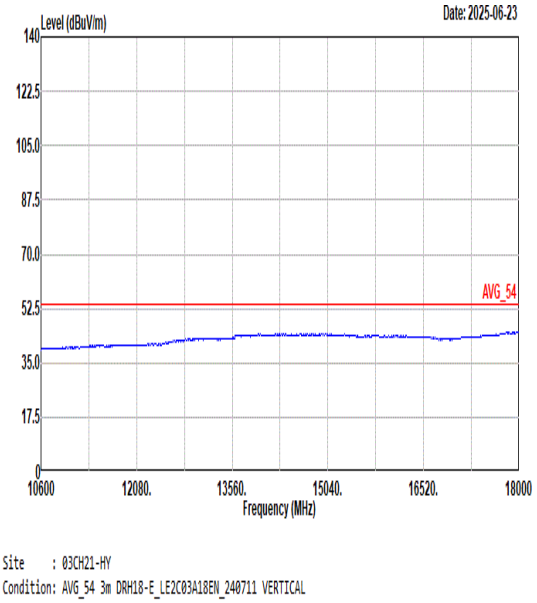

Mode	12	
	Band Edge - L	
	2400-2483.5_802.11n HT20_CH06_2437MHz	
ANT	1	
Pol.	Horizontal	Fundamental
Peak	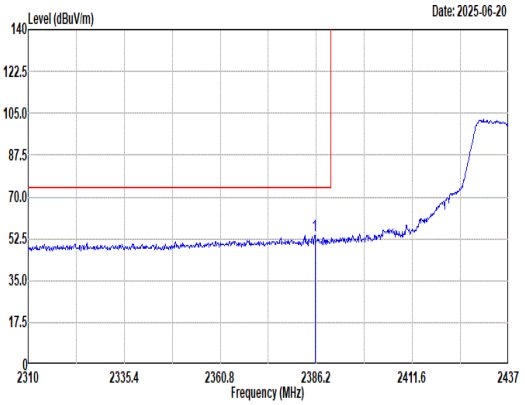 Site : 03CH21-HY Condition: PEAK_BE_74 3m DRH18-E_LE2C03A18EN_240711 HORIZONTAL : RBW:1000.000kHz VBW:3000.000kHz SWT:Auto Freq Level Limit Line Margin Read Level Ant Factor Cable Loss Preamp Factor Aux Factor APos TPos Remark MHz dBuV/m dBuV/m dB dBuV dB/m dB dB dB cm deg 1 2385.82 53.94 74.00 -20.06 41.40 26.70 8.74 32.93 10.03 300 347 Peak	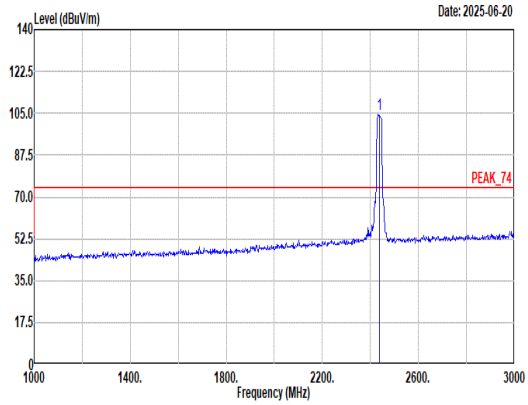 Site : 03CH21-HY Condition: PEAK_74 3m DRH18-E_LE2C03A18EN_240711 HORIZONTAL : RBW:1000.000kHz VBW:3000.000kHz SWT:Auto Freq Level Limit Line Margin Read Level Ant Factor Cable Loss Preamp Factor Aux Factor APos TPos Remark MHz dBuV/m dBuV/m dB dBuV dB/m dB dB dB cm deg 1 2437.00 104.60 ------ ------ 92.10 26.60 8.83 32.96 10.03 300 347 Peak
Avg	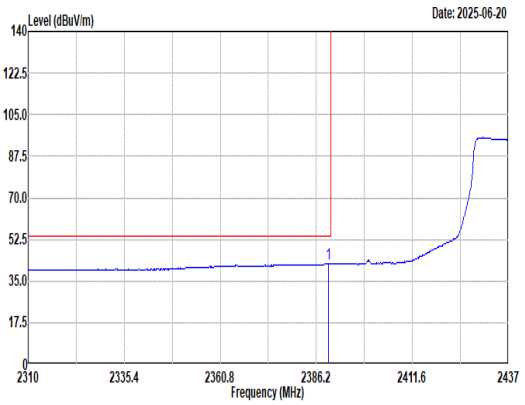 Site : 03CH21-HY Condition: AVG_BE_54 3m DRH18-E_LE2C03A18EN_240711 HORIZONTAL : RBW:1000.000kHz VBW:0.560kHz SWT:Auto Freq Level Limit Line Margin Read Level Ant Factor Cable Loss Preamp Factor Aux Factor APos TPos Remark MHz dBuV/m dBuV/m dB dBuV dB/m dB dB dB cm deg 1 2389.38 42.29 54.00 -11.71 29.74 26.70 8.75 32.93 10.03 300 347 Average	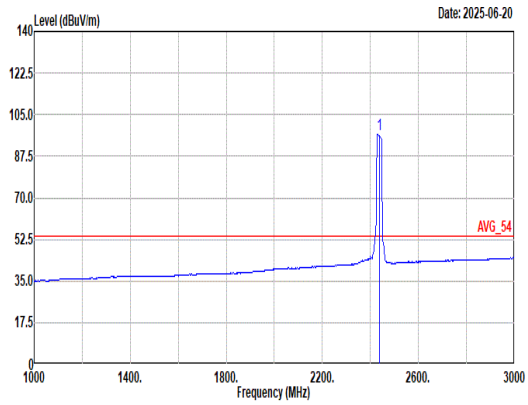 Site : 03CH21-HY Condition: AVG_54 3m DRH18-E_LE2C03A18EN_240711 HORIZONTAL : RBW:1000.000kHz VBW:0.560kHz SWT:Auto Freq Level Limit Line Margin Read Level Ant Factor Cable Loss Preamp Factor Aux Factor APos TPos Remark MHz dBuV/m dBuV/m dB dBuV dB/m dB dB dB cm deg 1 2437.00 96.84 ------ ------ 84.34 26.60 8.83 32.96 10.03 300 347 Average

Mode	12	
	Band Edge - R	
	2400-2483.5_802.11n HT20_CH06_2437MHz	
ANT	1	
Pol.	Horizontal	Fundamental
Peak	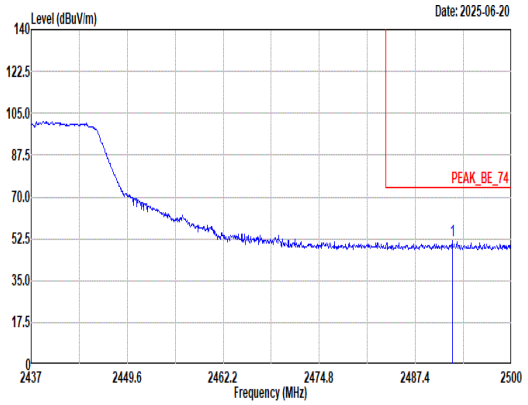 Site : 03CH21-HY Condition: PEAK_BE_74 3m DRH18-E_LE2C03A18EN_240711 HORIZONTAL : RBW:1000.000kHz VBW:3000.000kHz SWT:Auto Limit Read Ant Cable Preamp Aux APos TPos Freq Level Line Margin Level Factor Loss Factor Factor Remark MHz dBuV/m dBuV/m dB dBuV dB/m dB dB dB cm deg 1 2492.25 51.77 74.00 -22.23 39.08 26.70 8.96 33.00 10.03 300 347 Peak	Blank
Avg	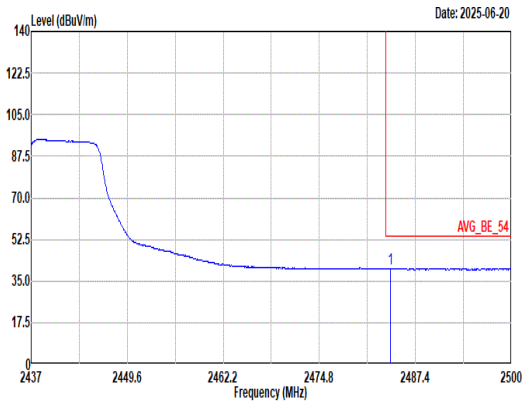 Site : 03CH21-HY Condition: AVG_BE_54 3m DRH18-E_LE2C03A18EN_240711 HORIZONTAL : RBW:1000.000kHz VBW:0.560kHz SWT:Auto Limit Read Ant Cable Preamp Aux APos TPos Freq Level Line Margin Level Factor Loss Factor Factor Remark MHz dBuV/m dBuV/m dB dBuV dB/m dB dB dB cm deg 1 2484.12 40.24 54.00 -13.76 27.63 26.64 8.94 33.00 10.03 300 347 Average	Blank

Mode	12	
	Band Edge - L	
	2400-2483.5_802.11n HT20_CH06_2437MHz	
ANT	1	
Pol.	Vertical	Fundamental
Peak	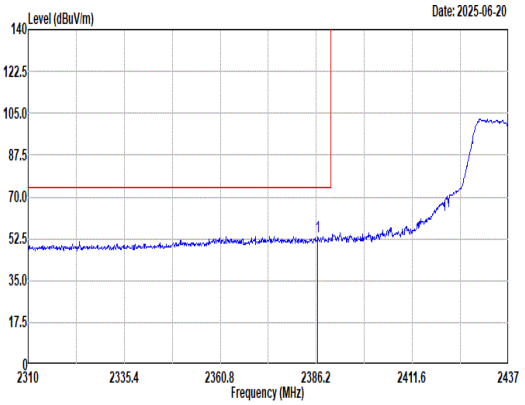 Site : 03CH21-HY Condition: PEAK_BE_74 3m DRH18-E_LE2C03A18EN_240711 VERTICAL : RBW:1000.000kHz VBW:3000.000kHz SWT:Auto Freq Level Limit Line Margin Read Level Ant Factor Cable Loss Preamp Factor Aux Factor APos TPos Remark MHz dBuV/m dBuV/m dB dBuV dB/m dB dB dB cm deg 1 2386.58 53.46 74.00 -20.54 40.92 26.70 8.74 32.93 10.03 102 61 Peak	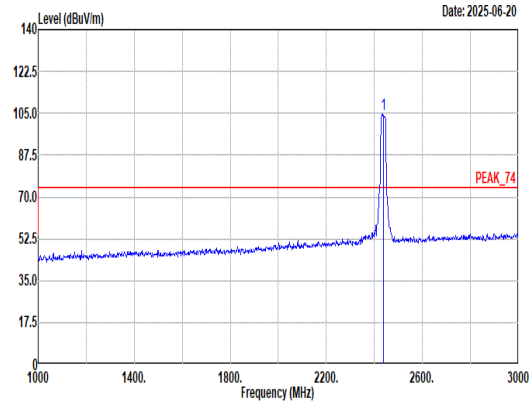 Site : 03CH21-HY Condition: PEAK_74 3m DRH18-E_LE2C03A18EN_240711 VERTICAL : RBW:1000.000kHz VBW:3000.000kHz SWT:Auto Freq Level Limit Line Margin Read Level Ant Factor Cable Loss Preamp Factor Aux Factor APos TPos Remark MHz dBuV/m dBuV/m dB dBuV dB/m dB dB dB cm deg 1 2437.00 104.76 ------ ------ 92.26 26.60 8.83 32.96 10.03 102 61 Peak
Avg	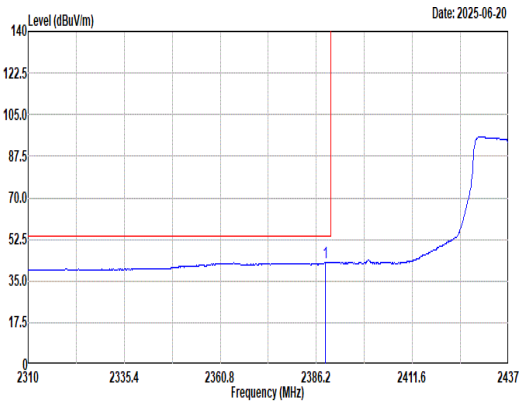 Site : 03CH21-HY Condition: AVG_BE_54 3m DRH18-E_LE2C03A18EN_240711 VERTICAL : RBW:1000.000kHz VBW:0.560kHz SWT:Auto Freq Level Limit Line Margin Read Level Ant Factor Cable Loss Preamp Factor Aux Factor APos TPos Remark MHz dBuV/m dBuV/m dB dBuV dB/m dB dB dB cm deg 1 2388.61 42.82 54.00 -11.18 30.27 26.70 8.75 32.93 10.03 102 61 Average	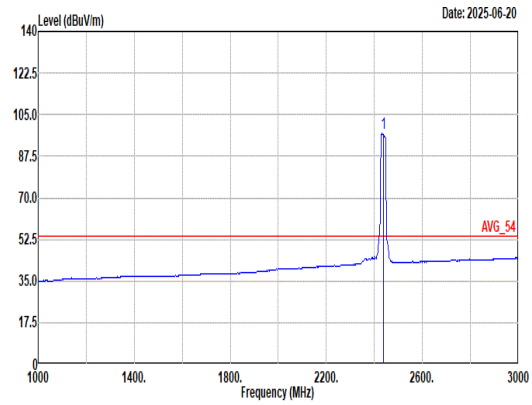 Site : 03CH21-HY Condition: AVG_54 3m DRH18-E_LE2C03A18EN_240711 VERTICAL : RBW:1000.000kHz VBW:0.560kHz SWT:Auto Freq Level Limit Line Margin Read Level Ant Factor Cable Loss Preamp Factor Aux Factor APos TPos Remark MHz dBuV/m dBuV/m dB dBuV dB/m dB dB dB cm deg 1 2437.00 97.14 ------ ------ 84.64 26.60 8.83 32.96 10.03 102 61 Average

Mode	12	
	Band Edge - R	
	2400-2483.5_802.11n HT20_CH06_2437MHz	
ANT	1	
Pol.	Vertical	Fundamental
Peak	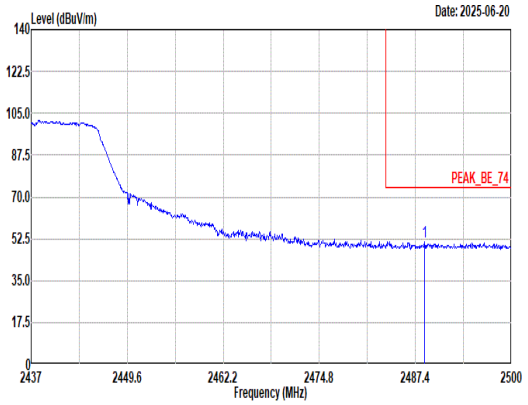 Site : 03CH21-HY Condition: PEAK_BE_74 3m DRH18-E_LE2C03A18EN_240711 VERTICAL : RBW:1000.000kHz VBW:3000.000kHz SWT:Auto Limit Read Ant Cable Preamp Aux APos TPos Freq Level Line Margin Level Factor Loss Factor Factor Remark MHz dBuV/m dBuV/m dB dBuV dB/m dB dB dB cm deg 1 2488.60 51.00 74.00 -23.00 38.33 26.69 8.95 33.00 10.03 102 61 Peak	Blank
Avg	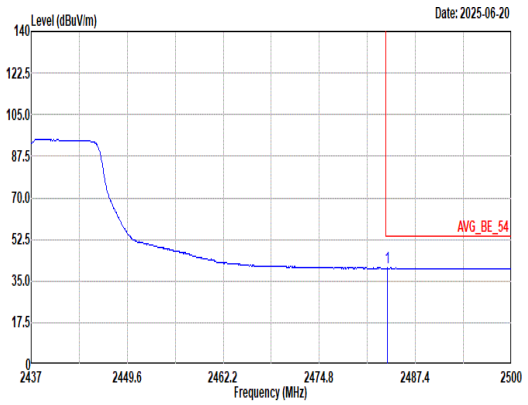 Site : 03CH21-HY Condition: AVG_BE_54 3m DRH18-E_LE2C03A18EN_240711 VERTICAL : RBW:1000.000kHz VBW:0.560kHz SWT:Auto Limit Read Ant Cable Preamp Aux APos TPos Freq Level Line Margin Level Factor Loss Factor Factor Remark MHz dBuV/m dBuV/m dB dBuV dB/m dB dB dB cm deg 1 2483.75 40.51 54.00 -13.49 27.90 26.64 8.94 33.00 10.03 102 61 Average	Blank

Mode	12	
	Harmonic	
	2400-2483.5_802.11n HT20_CH06_2437MHz	
ANT	1	
Pol.	Horizontal	Vertical
Peak Avg	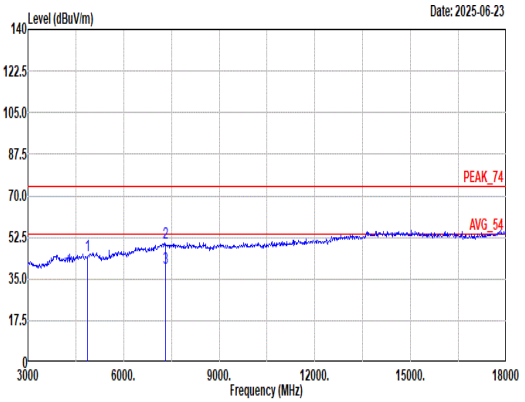 Site : 03CH21-HY Condition: PEAK_74 3m DRH18-E_LE2C03A18EN_240711 HORIZONTAL Freq Level Limit Line Margin Read Level Ant Factor Cable Loss Preamp Factor Aux Factor APos TPos Remark MHz dBuV/m dBuV/m dB dBuV dB/m dB dB dB cm deg 1 4874.00 44.78 74.00 -29.22 33.46 32.35 12.73 34.18 0.42 -- -- Peak 2 7311.00 50.11 74.00 -23.89 33.52 36.72 15.95 36.71 0.63 -- -- Peak 3 7311.00 39.53 54.00 -14.47 22.94 36.72 15.95 36.71 0.63 -- -- Average	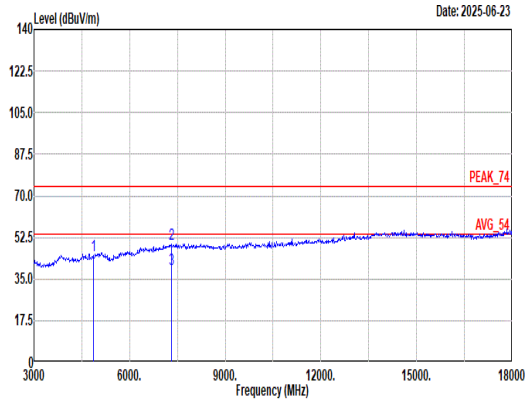 Site : 03CH21-HY Condition: PEAK_74 3m DRH18-E_LE2C03A18EN_240711 VERTICAL Freq Level Limit Line Margin Read Level Ant Factor Cable Loss Preamp Factor Aux Factor APos TPos Remark MHz dBuV/m dBuV/m dB dBuV dB/m dB dB dB cm deg 1 4874.00 44.82 74.00 -29.18 33.50 32.35 12.73 34.18 0.42 -- -- Peak 2 7311.00 49.63 74.00 -24.37 33.04 36.72 15.95 36.71 0.63 -- -- Peak 3 7311.00 39.20 54.00 -14.80 22.61 36.72 15.95 36.71 0.63 -- -- Average

Mode	12	
	Harmonic	
	2400-2483.5_802.11n HT20_CH06_2437MHz	
ANT	1	
Pol.	Horizontal	Vertical
10.6G ~18G Avg	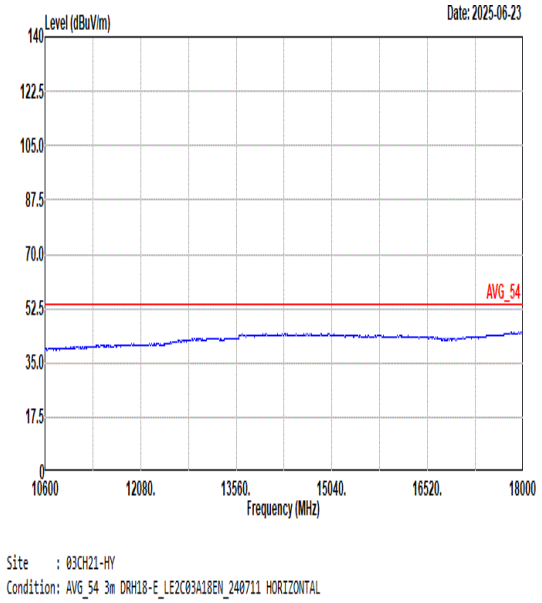	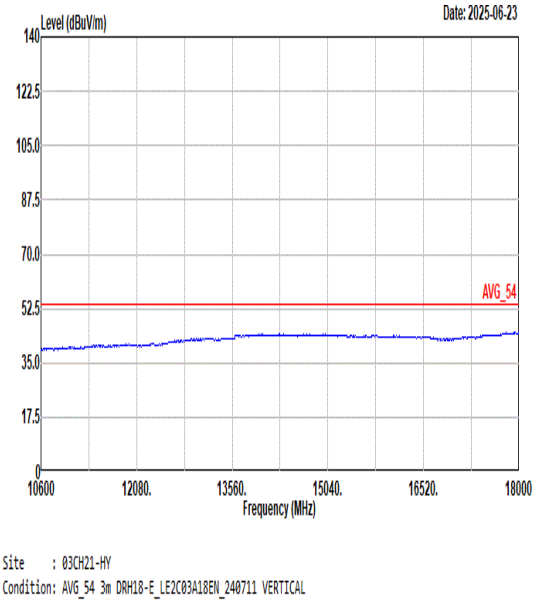

Mode	13	
	Band Edge	
	2400-2483.5_802.11n HT20_CH11_2462MHz	
ANT	1	
Pol.	Horizontal	Fundamental
Peak	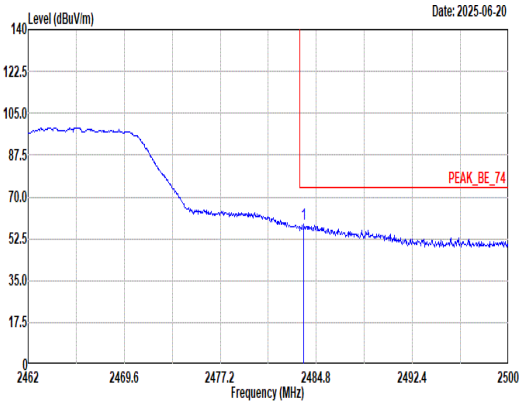 Site : 03CH21-HY Condition: PEAK_BE_74 3m DRH18-E_LE2C03A18EN_240711 HORIZONTAL : RBW:1000.000kHz VBW:3000.000kHz SWT:Auto Freq Level Limit Line Margin Read Level Ant Factor Cable Loss Preamp Factor Aux Factor APos TPos Remark MHz dBuV/m dBuV/m dB dBuV dB/m dB dB dB cm deg 1 2483.81 58.65 74.00 -15.35 46.04 26.64 8.94 33.00 10.03 250 360 Peak	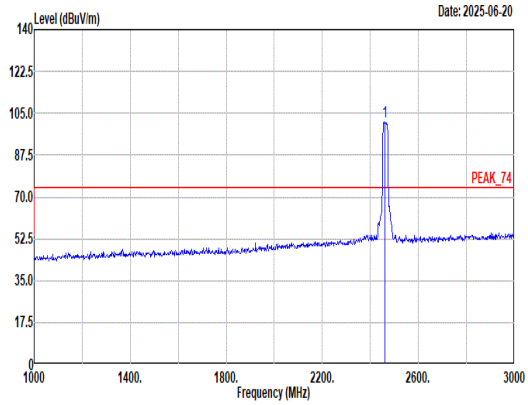 Site : 03CH21-HY Condition: PEAK_74 3m DRH18-E_LE2C03A18EN_240711 HORIZONTAL : RBW:1000.000kHz VBW:3000.000kHz SWT:Auto Freq Level Limit Line Margin Read Level Ant Factor Cable Loss Preamp Factor Aux Factor APos TPos Remark MHz dBuV/m dBuV/m dB dBuV dB/m dB dB dB cm deg 1 2462.00 101.22 ------ ------ 88.71 26.58 8.88 32.98 10.03 250 360 Peak
Avg	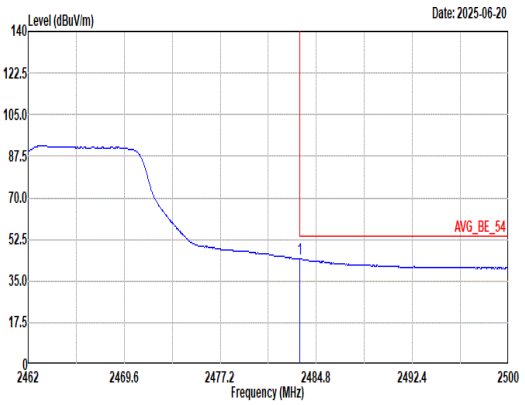 Site : 03CH21-HY Condition: AVG_BE_54 3m DRH18-E_LE2C03A18EN_240711 HORIZONTAL : RBW:1000.000kHz VBW:0.560kHz SWT:Auto Freq Level Limit Line Margin Read Level Ant Factor Cable Loss Preamp Factor Aux Factor APos TPos Remark MHz dBuV/m dBuV/m dB dBuV dB/m dB dB dB cm deg 1 2483.51 44.28 54.00 -9.72 31.67 26.64 8.94 33.00 10.03 250 360 Average	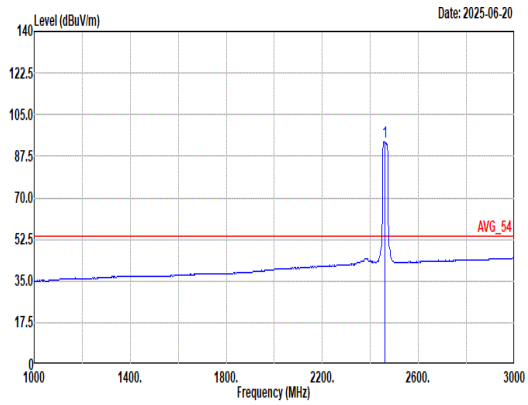 Site : 03CH21-HY Condition: AVG_54 3m DRH18-E_LE2C03A18EN_240711 HORIZONTAL : RBW:1000.000kHz VBW:0.560kHz SWT:Auto Freq Level Limit Line Margin Read Level Ant Factor Cable Loss Preamp Factor Aux Factor APos TPos Remark MHz dBuV/m dBuV/m dB dBuV dB/m dB dB dB cm deg 1 2462.00 93.43 ------ ------ 80.92 26.58 8.88 32.98 10.03 250 360 Average

Mode	13	
	Band Edge	
	2400-2483.5_802.11n HT20_CH11_2462MHz	
ANT	1	
Pol.	Vertical	Fundamental
Peak	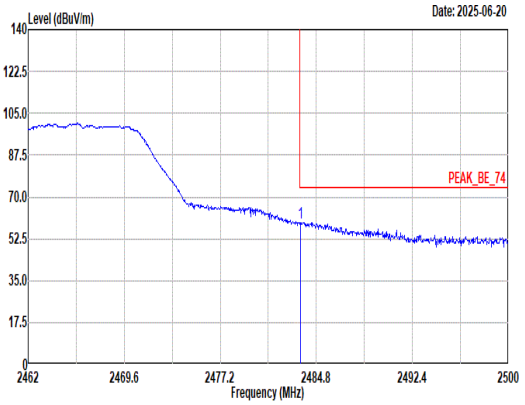 Site : 03CH21-HY Condition: PEAK_BE_74 3m DRH18-E_LE2C03A18EN_240711 VERTICAL : RBW:1000.000kHz VBW:3000.000kHz SWT:Auto Freq Level Limit Line Margin Read Level Ant Factor Cable Loss Preamp Factor Aux Factor APos TPos Remark MHz dBuV/m dBuV/m dB dBuV dB/m dB dB dB cm deg 1 2483.55 59.42 74.00 -14.58 46.81 26.64 8.94 33.00 10.03 100 82 Peak	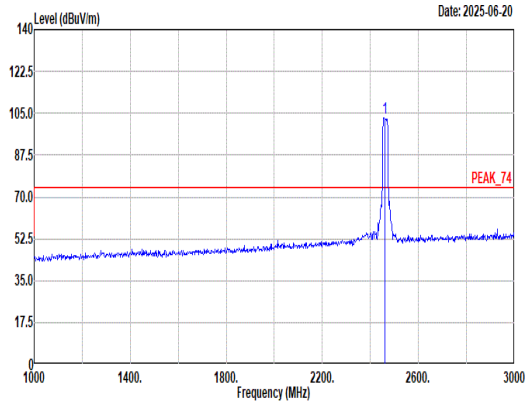 Site : 03CH21-HY Condition: PEAK_74 3m DRH18-E_LE2C03A18EN_240711 VERTICAL : RBW:1000.000kHz VBW:3000.000kHz SWT:Auto Freq Level Limit Line Margin Read Level Ant Factor Cable Loss Preamp Factor Aux Factor APos TPos Remark MHz dBuV/m dBuV/m dB dBuV dB/m dB dB dB cm deg 1 2462.00 103.15 ------ ------ 90.64 26.58 8.88 32.98 10.03 100 82 Peak
Avg	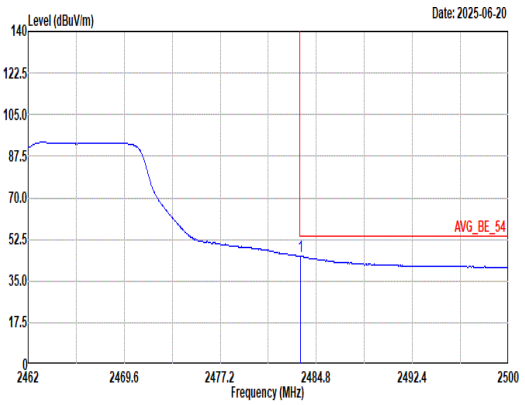 Site : 03CH21-HY Condition: AVG_BE_54 3m DRH18-E_LE2C03A18EN_240711 VERTICAL : RBW:1000.000kHz VBW:0.560kHz SWT:Auto Freq Level Limit Line Margin Read Level Ant Factor Cable Loss Preamp Factor Aux Factor APos TPos Remark MHz dBuV/m dBuV/m dB dBuV dB/m dB dB dB cm deg 1 2483.55 45.39 54.00 -8.61 32.78 26.64 8.94 33.00 10.03 100 82 Average	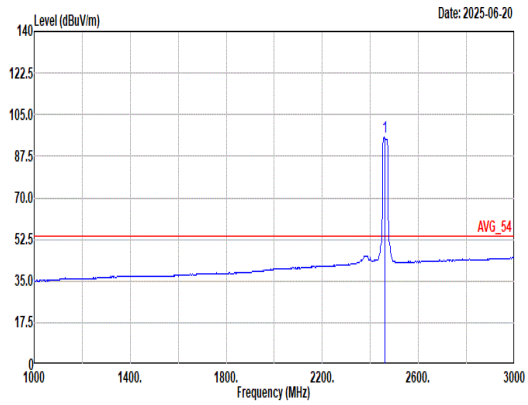 Site : 03CH21-HY Condition: AVG_54 3m DRH18-E_LE2C03A18EN_240711 VERTICAL : RBW:1000.000kHz VBW:0.560kHz SWT:Auto Freq Level Limit Line Margin Read Level Ant Factor Cable Loss Preamp Factor Aux Factor APos TPos Remark MHz dBuV/m dBuV/m dB dBuV dB/m dB dB dB cm deg 1 2462.00 95.39 ------ ------ 82.88 26.58 8.88 32.98 10.03 100 82 Average

Mode	13	
	Harmonic	
	2400-2483.5_802.11n HT20_CH11_2462MHz	
ANT	1	
Pol.	Horizontal	Vertical
Peak Avg	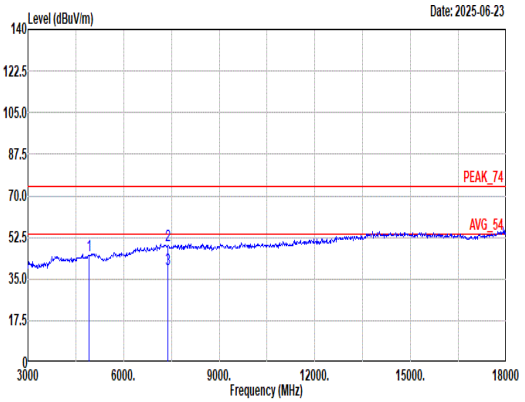 Site : 03CH21-HY Condition: PEAK_74 3m DRH18-E_LE2C03A18EN_240711 HORIZONTAL Freq Level Limit Line Margin Read Level Ant Factor Cable Loss Preamp Factor Aux Factor APos TPos Remark MHz dBuV/m dBuV/m dB dBuV dB/m dB dB dB cm deg 1 4924.00 45.14 74.00 -28.86 33.60 32.54 12.78 34.19 0.41 -- -- Peak 2 7386.00 49.39 74.00 -24.61 32.60 36.80 16.04 36.77 0.72 -- -- Peak 3 7386.00 39.21 54.00 -14.79 22.42 36.80 16.04 36.77 0.72 -- -- Average	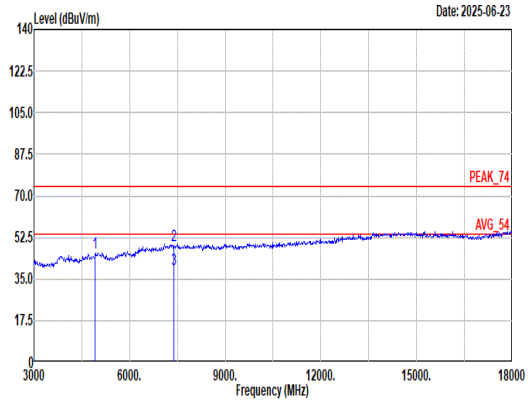 Site : 03CH21-HY Condition: PEAK_74 3m DRH18-E_LE2C03A18EN_240711 VERTICAL Freq Level Limit Line Margin Read Level Ant Factor Cable Loss Preamp Factor Aux Factor APos TPos Remark MHz dBuV/m dBuV/m dB dBuV dB/m dB dB dB cm deg 1 4924.00 45.71 74.00 -28.29 34.17 32.54 12.78 34.19 0.41 -- -- Peak 2 7386.00 49.40 74.00 -24.60 32.61 36.80 16.04 36.77 0.72 -- -- Peak 3 7386.00 38.94 54.00 -15.06 22.15 36.80 16.04 36.77 0.72 -- -- Average

Mode	13	
	Harmonic	
	2400-2483.5_802.11n HT20_CH11_2462MHz	
ANT	1	
Pol.	Horizontal	Vertical
10.6G ~18G Avg	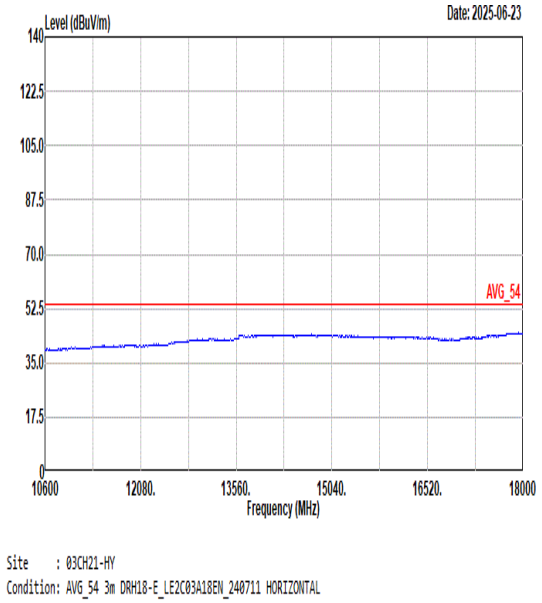	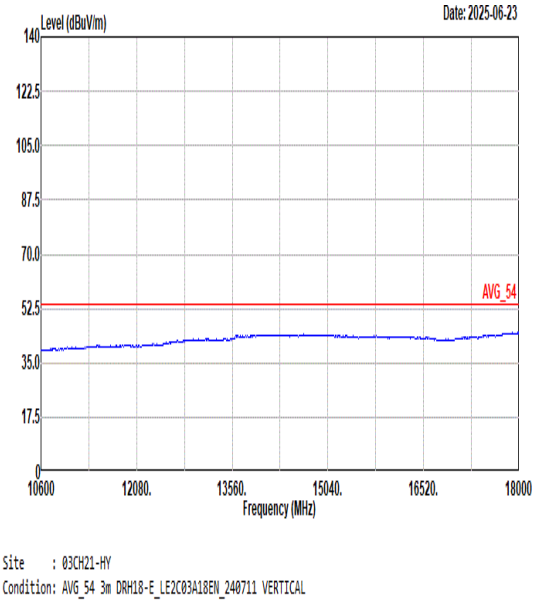

Mode	14	
	Band Edge	
	2400-2483.5_802.11n HT20_CH12_2467MHz	
ANT	1	
Pol.	Horizontal	Fundamental
Peak	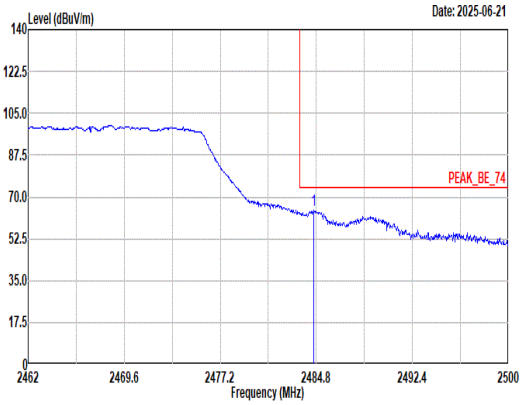 Site : 03CH21-HY Condition: PEAK_BE_74 3m DRH18-E_LE2C03A18EN_240711 HORIZONTAL : RBW:1000.000kHz VBW:3000.000kHz SWT:Auto Freq Level Limit Line Margin Read Level Ant Factor Cable Loss Preamp Factor Aux Factor APos TPos Remark MHz dBuV/m dBuV/m dB dBuV dB/m dB dB dB cm deg 1 2484.61 64.25 74.00 -9.75 51.63 26.65 8.94 33.00 10.03 190 357 Peak	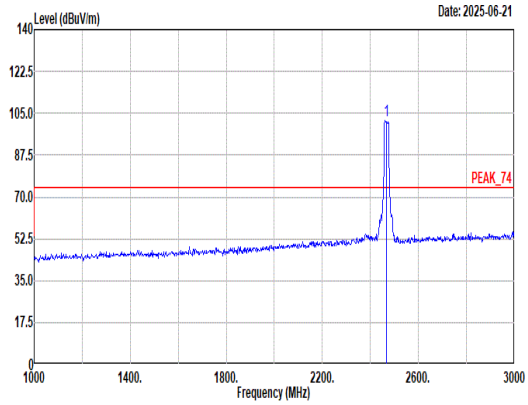 Site : 03CH21-HY Condition: PEAK_74 3m DRH18-E_LE2C03A18EN_240711 HORIZONTAL : RBW:1000.000kHz VBW:3000.000kHz SWT:Auto Freq Level Limit Line Margin Read Level Ant Factor Cable Loss Preamp Factor Aux Factor APos TPos Remark MHz dBuV/m dBuV/m dB dBuV dB/m dB dB dB cm deg 1 2467.00 101.84 ------ ------ 89.40 26.50 8.89 32.98 10.03 190 357 Peak
Avg	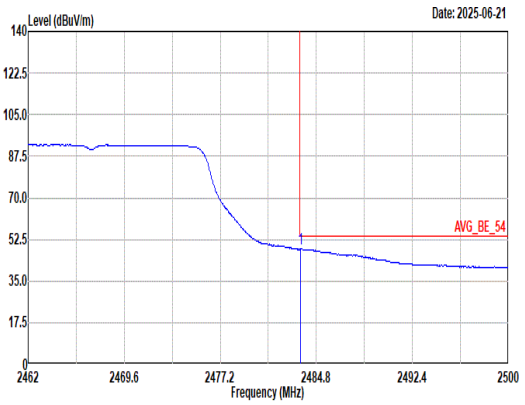 Site : 03CH21-HY Condition: AVG_BE_54 3m DRH18-E_LE2C03A18EN_240711 HORIZONTAL : RBW:1000.000kHz VBW:0.560kHz SWT:Auto Freq Level Limit Line Margin Read Level Ant Factor Cable Loss Preamp Factor Aux Factor APos TPos Remark MHz dBuV/m dBuV/m dB dBuV dB/m dB dB dB cm deg 1 2483.55 48.50 54.00 -5.50 35.89 26.64 8.94 33.00 10.03 190 357 Average	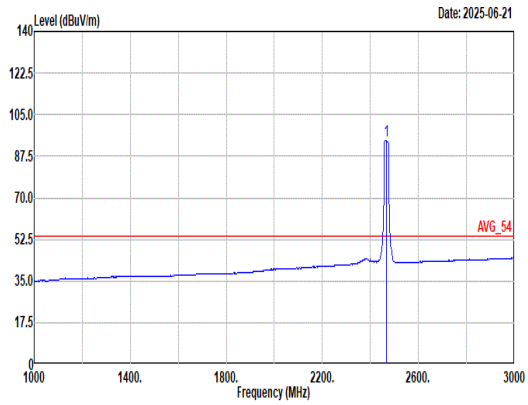 Site : 03CH21-HY Condition: AVG_54 3m DRH18-E_LE2C03A18EN_240711 HORIZONTAL : RBW:1000.000kHz VBW:0.560kHz SWT:Auto Freq Level Limit Line Margin Read Level Ant Factor Cable Loss Preamp Factor Aux Factor APos TPos Remark MHz dBuV/m dBuV/m dB dBuV dB/m dB dB dB cm deg 1 2467.00 94.12 ------ ------ 81.68 26.50 8.89 32.98 10.03 190 357 Average

Mode	14	
	Band Edge	
	2400-2483.5_802.11n HT20_CH12_2467MHz	
ANT	1	
Pol.	Vertical	Fundamental
Peak	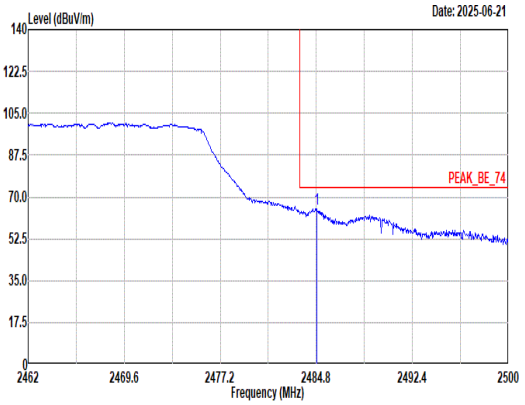 Site : 03CH21-HY Condition: PEAK_BE_74 3m DRH18-E_LE2C03A18EN_240711 VERTICAL : RBW:1000.000kHz VBW:3000.000kHz SWT:Auto Freq Level Limit Line Margin Read Level Ant Factor Cable Loss Preamp Factor Aux Factor APos TPos Remark MHz dBuV/m dBuV/m dB dBuV dB/m dB dB dB cm deg 1 2484.84 65.05 74.00 -8.95 52.43 26.65 8.94 33.00 10.03 100 78 Peak	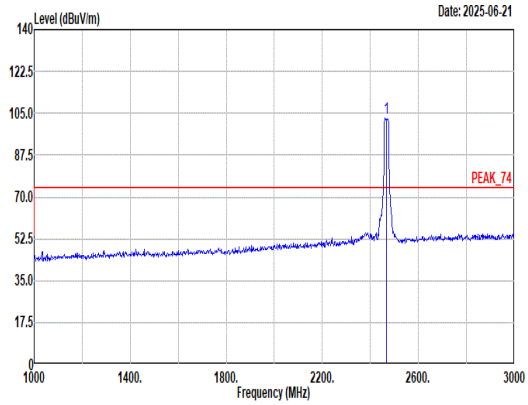 Site : 03CH21-HY Condition: PEAK_74 3m DRH18-E_LE2C03A18EN_240711 VERTICAL : RBW:1000.000kHz VBW:3000.000kHz SWT:Auto Freq Level Limit Line Margin Read Level Ant Factor Cable Loss Preamp Factor Aux Factor APos TPos Remark MHz dBuV/m dBuV/m dB dBuV dB/m dB dB dB cm deg 1 2467.00 102.88 ------ ------ 90.43 26.50 8.90 32.98 10.03 100 78 Peak
Avg	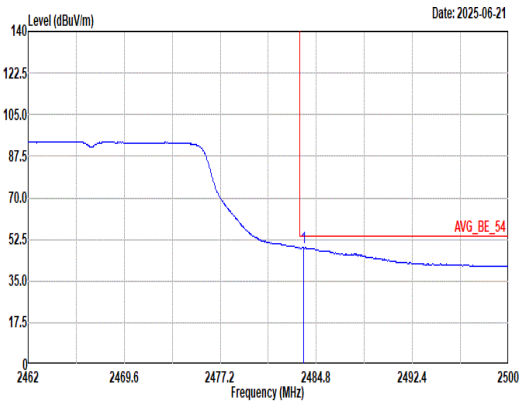 Site : 03CH21-HY Condition: AVG_BE_54 3m DRH18-E_LE2C03A18EN_240711 VERTICAL : RBW:1000.000kHz VBW:0.560kHz SWT:Auto Freq Level Limit Line Margin Read Level Ant Factor Cable Loss Preamp Factor Aux Factor APos TPos Remark MHz dBuV/m dBuV/m dB dBuV dB/m dB dB dB cm deg 1 2483.81 49.05 54.00 -4.95 36.44 26.64 8.94 33.00 10.03 100 78 Average	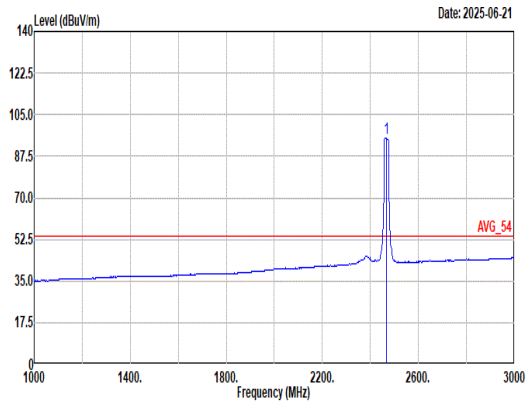 Site : 03CH21-HY Condition: AVG_54 3m DRH18-E_LE2C03A18EN_240711 VERTICAL : RBW:1000.000kHz VBW:0.560kHz SWT:Auto Freq Level Limit Line Margin Read Level Ant Factor Cable Loss Preamp Factor Aux Factor APos TPos Remark MHz dBuV/m dBuV/m dB dBuV dB/m dB dB dB cm deg 1 2467.00 95.19 ------ ------ 82.75 26.50 8.89 32.98 10.03 100 78 Average

Mode	15	
	Band Edge	
	2400-2483.5_802.11n HT20_CH13_2472MHz	
ANT	1	
Pol.	Horizontal	Fundamental
Peak	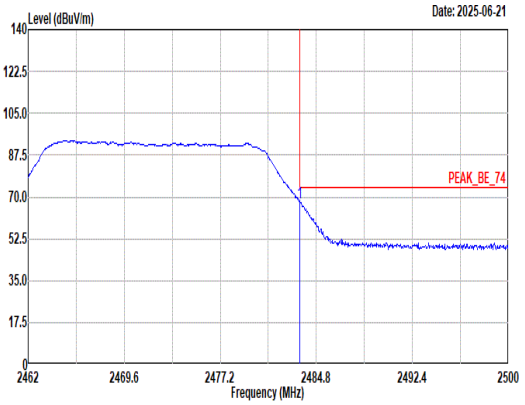 Site : 03CH21-HY Condition: PEAK_BE_74 3m DRH18-E_LE2C03A18EN_240711 HORIZONTAL : RBW:1000.000kHz VBW:3000.000kHz SWT:Auto Freq Level Limit Line Margin Read Level Ant Factor Cable Loss Preamp Factor Aux Factor APos TPos Remark MHz dBuV/m dBuV/m dB dBuV dB/m dB dB dB cm deg 1 2483.51 67.77 74.00 -6.23 55.16 26.64 8.94 33.00 10.03 254 346 Peak	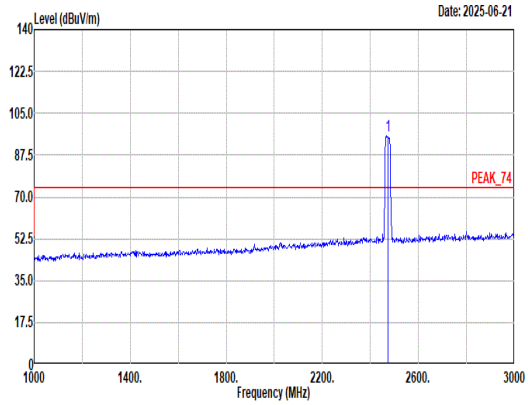 Site : 03CH21-HY Condition: PEAK_74 3m DRH18-E_LE2C03A18EN_240711 HORIZONTAL : RBW:1000.000kHz VBW:3000.000kHz SWT:Auto Freq Level Limit Line Margin Read Level Ant Factor Cable Loss Preamp Factor Aux Factor APos TPos Remark MHz dBuV/m dBuV/m dB dBuV dB/m dB dB dB cm deg 1 2472.00 95.41 ------ ------ 82.96 26.50 8.91 32.99 10.03 254 346 Peak
Avg	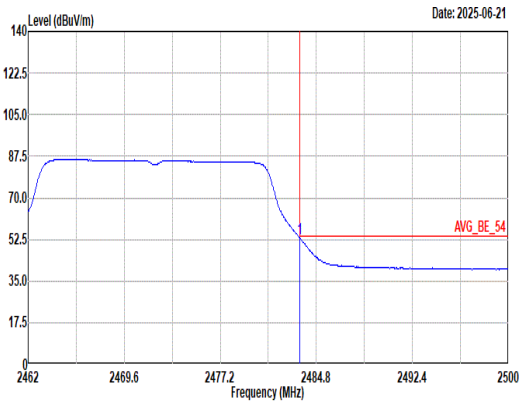 Site : 03CH21-HY Condition: AVG_BE_54 3m DRH18-E_LE2C03A18EN_240711 HORIZONTAL : RBW:1000.000kHz VBW:0.560kHz SWT:Auto Freq Level Limit Line Margin Read Level Ant Factor Cable Loss Preamp Factor Aux Factor APos TPos Remark MHz dBuV/m dBuV/m dB dBuV dB/m dB dB dB cm deg 1 2483.51 53.02 54.00 -0.98 40.41 26.64 8.94 33.00 10.03 254 346 Average	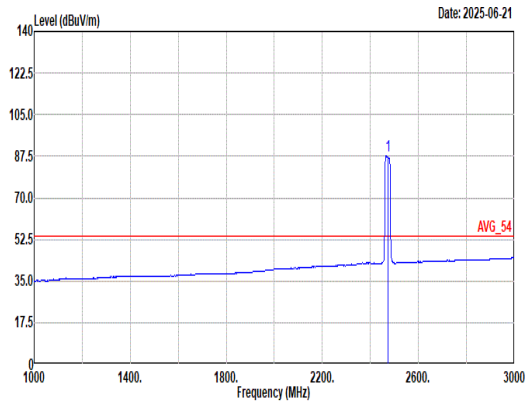 Site : 03CH21-HY Condition: AVG_54 3m DRH18-E_LE2C03A18EN_240711 HORIZONTAL : RBW:1000.000kHz VBW:0.560kHz SWT:Auto Freq Level Limit Line Margin Read Level Ant Factor Cable Loss Preamp Factor Aux Factor APos TPos Remark MHz dBuV/m dBuV/m dB dBuV dB/m dB dB dB cm deg 1 2472.00 87.62 ------ ------ 75.17 26.50 8.91 32.99 10.03 254 346 Average

Mode	15	
	Band Edge	
	2400-2483.5_802.11n HT20_CH13_2472MHz	
ANT	1	
Pol.	Vertical	Fundamental
Peak	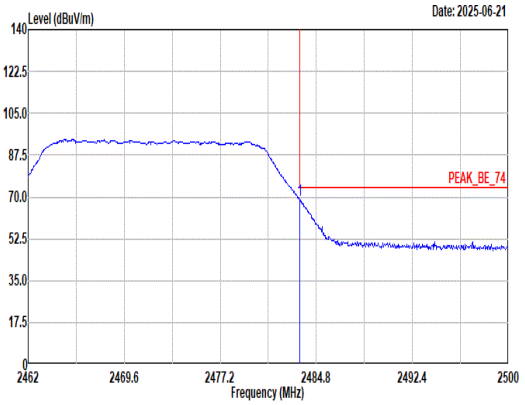 Site : 03CH21-HY Condition: PEAK_BE_74 3m DRH18-E_LE2C03A18EN_240711 VERTICAL : RBW:1000.000kHz VBW:3000.000kHz SWT:Auto Freq Level Limit Line Margin Read Level Ant Factor Cable Loss Preamp Factor Aux Factor APos TPos Remark MHz dBuV/m dBuV/m dB dBuV dB/m dB dB dB cm deg 1 2483.51 68.77 74.00 -5.23 56.16 26.64 8.94 33.00 10.03 100 94 Peak	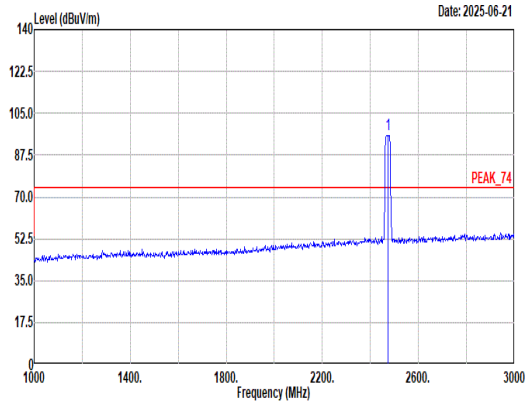 Site : 03CH21-HY Condition: PEAK_74 3m DRH18-E_LE2C03A18EN_240711 VERTICAL : RBW:1000.000kHz VBW:3000.000kHz SWT:Auto Freq Level Limit Line Margin Read Level Ant Factor Cable Loss Preamp Factor Aux Factor APos TPos Remark MHz dBuV/m dBuV/m dB dBuV dB/m dB dB dB cm deg 1 2472.00 95.98 ------ ------ 83.53 26.50 8.91 32.99 10.03 100 94 Peak
Avg	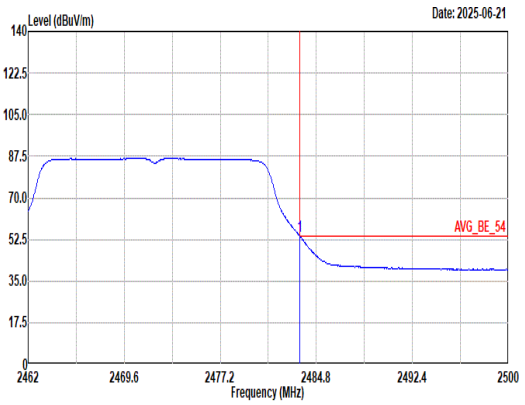 Site : 03CH21-HY Condition: AVG_BE_54 3m DRH18-E_LE2C03A18EN_240711 VERTICAL : RBW:1000.000kHz VBW:0.560kHz SWT:Auto Freq Level Limit Line Margin Read Level Ant Factor Cable Loss Preamp Factor Aux Factor APos TPos Remark MHz dBuV/m dBuV/m dB dBuV dB/m dB dB dB cm deg 1 2483.51 53.80 54.00 -0.20 41.19 26.64 8.94 33.00 10.03 100 94 Average	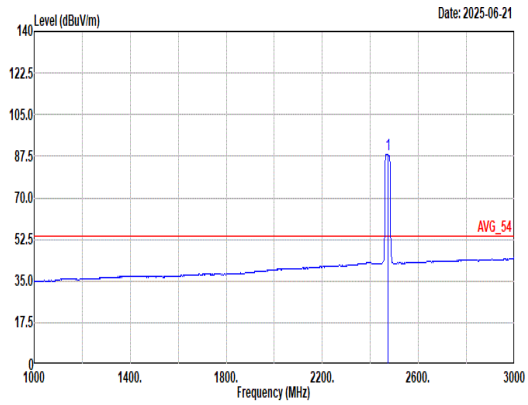 Site : 03CH21-HY Condition: AVG_54 3m DRH18-E_LE2C03A18EN_240711 VERTICAL : RBW:1000.000kHz VBW:0.560kHz SWT:Auto Freq Level Limit Line Margin Read Level Ant Factor Cable Loss Preamp Factor Aux Factor APos TPos Remark MHz dBuV/m dBuV/m dB dBuV dB/m dB dB dB cm deg 1 2472.00 88.23 ------ ------ 75.73 26.54 8.92 32.99 10.03 100 94 Average

Mode	16	
	Band Edge - L	
	2400-2483.5_802.11n HT40_CH03_2422MHz	
ANT	1	
Pol.	Horizontal	Fundamental
Peak	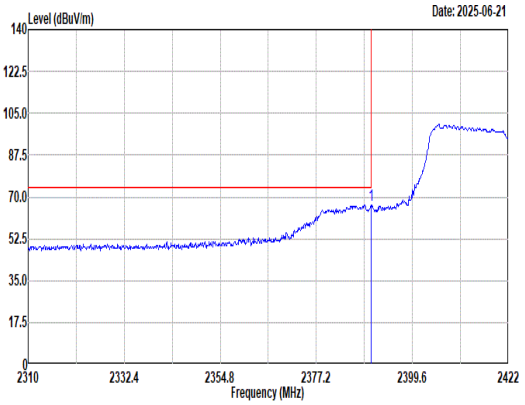 Site : 03CH21-HY Condition: PEAK_BE_74 3m DRH18-E_LE2C03A18EN_240711 HORIZONTAL : RBW:1000.000kHz VBW:3000.000kHz SWT:Auto Freq Level Limit Line Margin Read Level Ant Factor Cable Loss Preamp Factor Aux Factor APos TPos Remark MHz dBuV/m dBuV/m dB dBuV dB/m dB dB dB cm deg 1 2389.97 66.79 74.00 -7.21 54.24 26.70 8.75 32.93 10.03 234 349 Peak	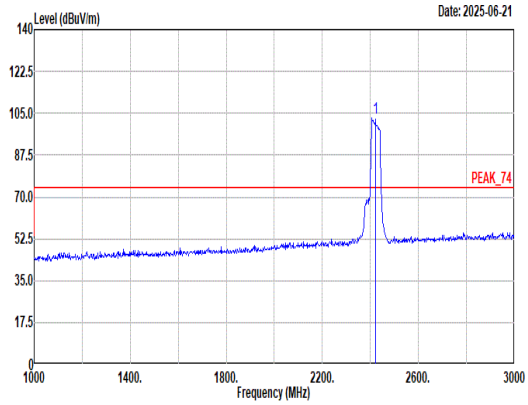 Site : 03CH21-HY Condition: PEAK_74 3m DRH18-E_LE2C03A18EN_240711 HORIZONTAL : RBW:1000.000kHz VBW:3000.000kHz SWT:Auto Freq Level Limit Line Margin Read Level Ant Factor Cable Loss Preamp Factor Aux Factor APos TPos Remark MHz dBuV/m dBuV/m dB dBuV dB/m dB dB dB cm deg 1 2422.00 103.03 ------ ------ 90.30 26.86 8.78 32.94 10.03 234 349 Peak
Avg	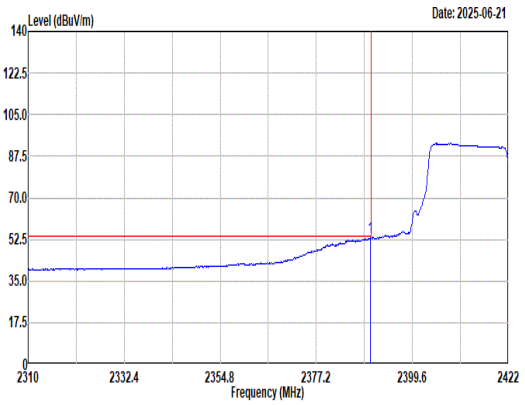 Site : 03CH21-HY Condition: AVG_BE_54 3m DRH18-E_LE2C03A18EN_240711 HORIZONTAL : RBW:1000.000kHz VBW:1.100kHz SWT:Auto Freq Level Limit Line Margin Read Level Ant Factor Cable Loss Preamp Factor Aux Factor APos TPos Remark MHz dBuV/m dBuV/m dB dBuV dB/m dB dB dB cm deg 1 2389.74 53.12 54.00 -0.88 40.57 26.70 8.75 32.93 10.03 234 349 Average	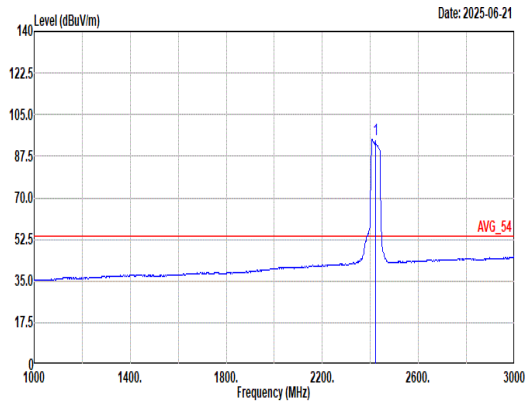 Site : 03CH21-HY Condition: AVG_54 3m DRH18-E_LE2C03A18EN_240711 HORIZONTAL : RBW:1000.000kHz VBW:1.100kHz SWT:Auto Freq Level Limit Line Margin Read Level Ant Factor Cable Loss Preamp Factor Aux Factor APos TPos Remark MHz dBuV/m dBuV/m dB dBuV dB/m dB dB dB cm deg 1 2422.00 94.36 ------ ------ 81.63 26.86 8.78 32.94 10.03 234 349 Average

Mode	16	
	Band Edge - R	
	2400-2483.5_802.11n HT40_CH03_2422MHz	
ANT	1	
Pol.	Horizontal	Fundamental
Peak	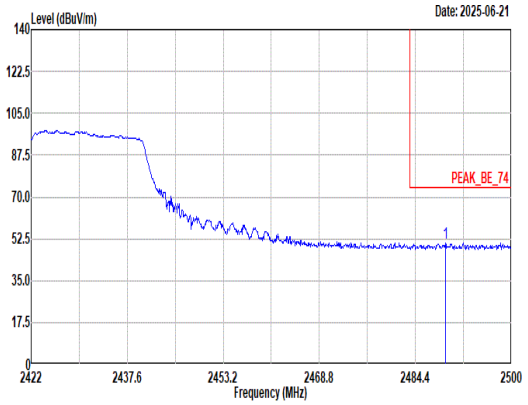 Site : 03CH21-HY Condition: PEAK_BE_74 3m DRH18-E_LE2C03A18EN_240711 HORIZONTAL : RBW:1000.000kHz VBW:3000.000kHz SWT:Auto Freq Level Limit Line Margin Read Level Ant Factor Cable Loss Preamp Factor Aux Factor APos TPos Remark MHz dBuV/m dBuV/m dB dBuV dB/m dB dB dB cm deg 1 2489.24 50.69 74.00 -23.31 38.02 26.69 8.95 33.00 10.03 234 349 Peak	Blank
Avg	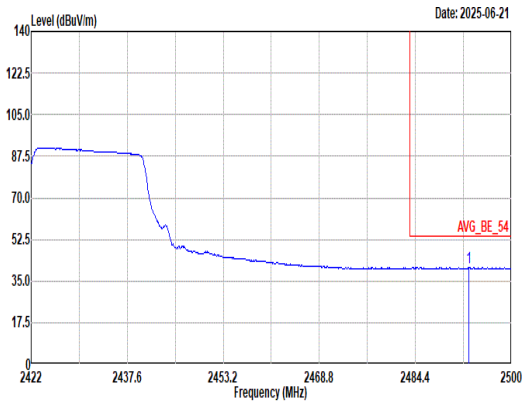 Site : 03CH21-HY Condition: AVG_BE_54 3m DRH18-E_LE2C03A18EN_240711 HORIZONTAL : RBW:1000.000kHz VBW:1.100kHz SWT:Auto Freq Level Limit Line Margin Read Level Ant Factor Cable Loss Preamp Factor Aux Factor APos TPos Remark MHz dBuV/m dBuV/m dB dBuV dB/m dB dB dB cm deg 1 2493.06 40.66 54.00 -13.34 27.98 26.70 8.96 33.01 10.03 234 349 Average	Blank

Mode	16	
	Band Edge - L	
	2400-2483.5_802.11n HT40_CH03_2422MHz	
ANT	1	
Pol.	Vertical	Fundamental
Peak	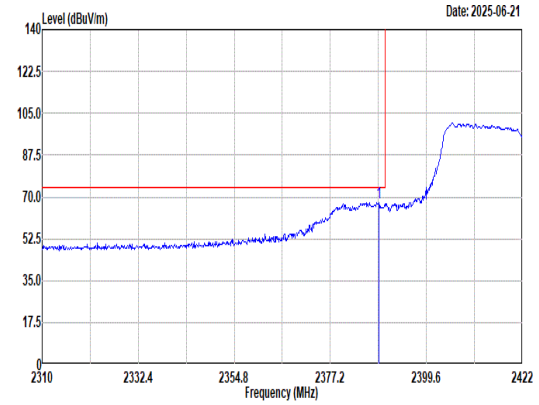 Site : 03CH21-HY Condition: PEAK_BE_74 3m DRH18-E_LE2C03A18EN_240711 VERTICAL : RBW:1000.000kHz VBW:3000.000kHz SWT:Auto Freq Level Limit Line Margin Read Level Ant Factor Cable Loss Preamp Factor Aux Factor APos TPos Remark MHz dBuV/m dBuV/m dB dBuV dB/m dB dB dB cm deg 1 2388.51 67.77 74.00 -6.23 55.22 26.70 8.75 32.93 10.03 100 86 Peak	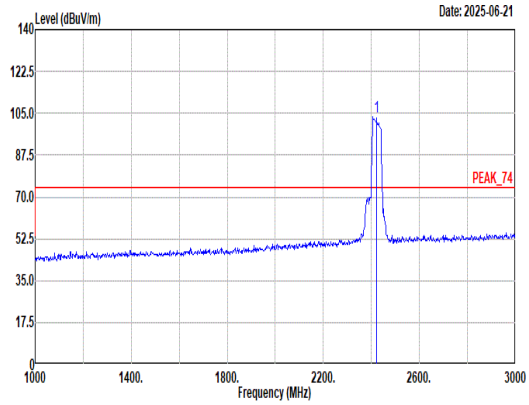 Site : 03CH21-HY Condition: PEAK_74 3m DRH18-E_LE2C03A18EN_240711 VERTICAL : RBW:1000.000kHz VBW:3000.000kHz SWT:Auto Freq Level Limit Line Margin Read Level Ant Factor Cable Loss Preamp Factor Aux Factor APos TPos Remark MHz dBuV/m dBuV/m dB dBuV dB/m dB dB dB cm deg 1 2422.00 103.34 ------ ------ 90.61 26.86 8.78 32.94 10.03 100 86 Peak
Avg	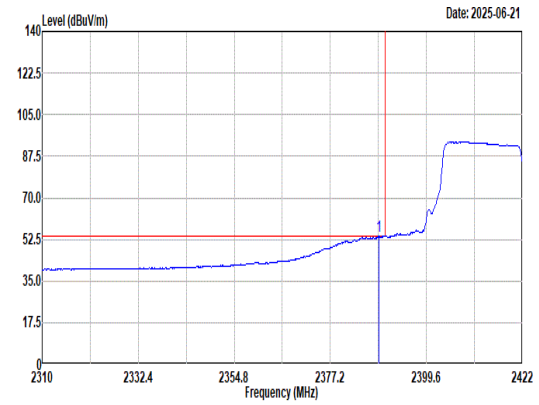 Site : 03CH21-HY Condition: AVG_BE_54 3m DRH18-E_LE2C03A18EN_240711 VERTICAL : RBW:1000.000kHz VBW:1.100kHz SWT:Auto Freq Level Limit Line Margin Read Level Ant Factor Cable Loss Preamp Factor Aux Factor APos TPos Remark MHz dBuV/m dBuV/m dB dBuV dB/m dB dB dB cm deg 1 2388.51 53.87 54.00 -0.13 41.32 26.70 8.75 32.93 10.03 100 86 Average	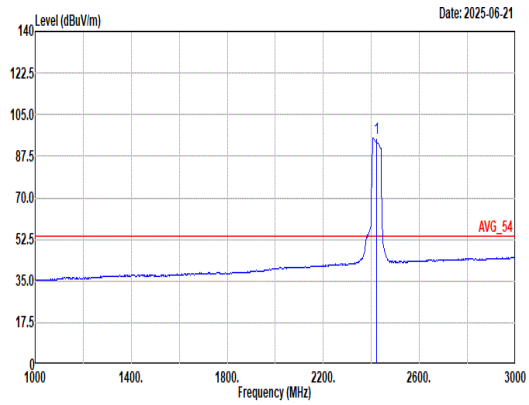 Site : 03CH21-HY Condition: AVG_54 3m DRH18-E_LE2C03A18EN_240711 VERTICAL : RBW:1000.000kHz VBW:1.100kHz SWT:Auto Freq Level Limit Line Margin Read Level Ant Factor Cable Loss Preamp Factor Aux Factor APos TPos Remark MHz dBuV/m dBuV/m dB dBuV dB/m dB dB dB cm deg 1 2422.00 94.96 ------ ------ 82.21 26.88 8.79 32.95 10.03 100 86 Average

Mode	16	
	Band Edge - R	
	2400-2483.5_802.11n HT40_CH03_2422MHz	
ANT	1	
Pol.	Vertical	Fundamental
Peak	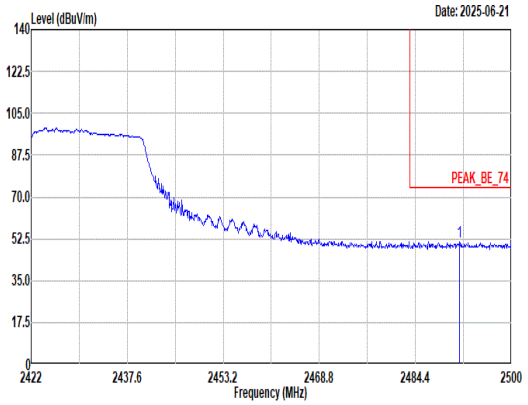 Site : 03CH21-HY Condition: PEAK_BE_74 3m DRH18-E_LE2C03A18EN_240711 VERTICAL : RBW:1000.000kHz VBW:3000.000kHz SWT:Auto Freq Level Limit Line Margin Read Level Ant Factor Cable Loss Preamp Factor Aux Factor APos TPos Remark MHz dBuV/m dBuV/m dB dBuV dB/m dB dB dB cm deg 1 2491.58 51.13 74.00 -22.87 38.44 26.70 8.96 33.00 10.03 100 86 Peak	Blank
Avg	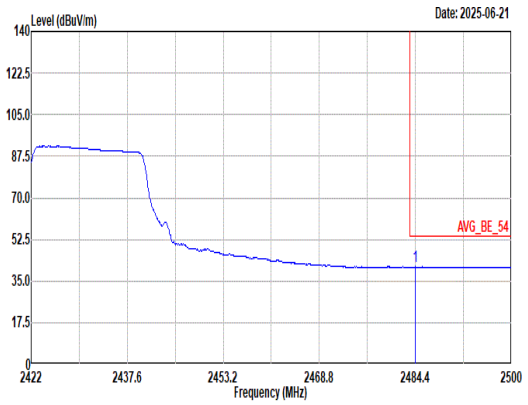 Site : 03CH21-HY Condition: AVG_BE_54 3m DRH18-E_LE2C03A18EN_240711 VERTICAL : RBW:1000.000kHz VBW:1.100kHz SWT:Auto Freq Level Limit Line Margin Read Level Ant Factor Cable Loss Preamp Factor Aux Factor APos TPos Remark MHz dBuV/m dBuV/m dB dBuV dB/m dB dB dB cm deg 1 2484.32 41.08 54.00 -12.92 28.47 26.64 8.94 33.00 10.03 100 86 Average	Blank

Mode	16	
	Harmonic	
	2400-2483.5_802.11n HT40_CH03_2422MHz	
ANT	1	
Pol.	Horizontal	Vertical
Peak Avg	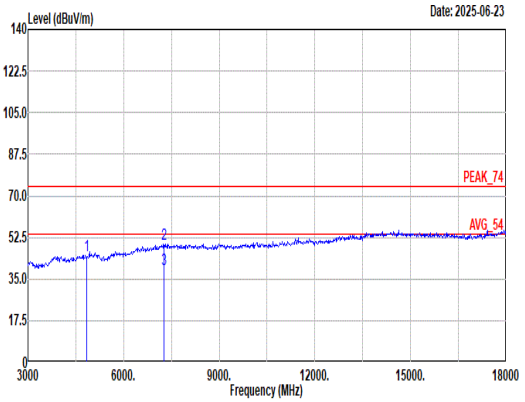 Site : 03CH21-HY Condition: PEAK_74 3m DRH18-E_LE2C03A18EN_240711 HORIZONTAL Freq Level Limit Line Margin Read Level Ant Factor Cable Loss Preamp Factor Aux Factor APos TPos Remark MHz dBuV/m dBuV/m dB dBuV dB/m dB dB dB cm deg 1 4844.00 44.97 74.00 -29.03 33.74 32.29 12.70 34.18 0.42 -- -- Peak 2 7266.00 49.79 74.00 -24.21 33.38 36.63 15.89 36.68 0.57 -- -- Peak 3 7266.00 39.10 54.00 -14.90 22.69 36.63 15.89 36.68 0.57 -- -- Average	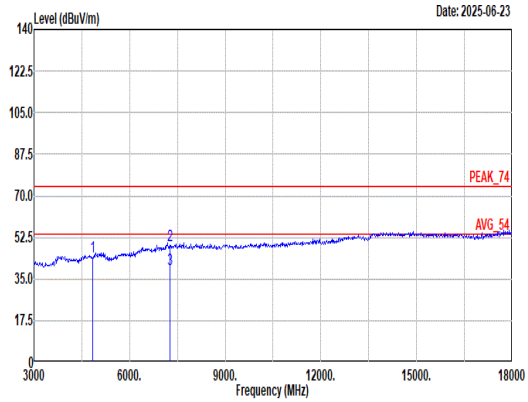 Site : 03CH21-HY Condition: PEAK_74 3m DRH18-E_LE2C03A18EN_240711 VERTICAL Freq Level Limit Line Margin Read Level Ant Factor Cable Loss Preamp Factor Aux Factor APos TPos Remark MHz dBuV/m dBuV/m dB dBuV dB/m dB dB dB cm deg 1 4844.00 44.46 74.00 -29.54 33.23 32.29 12.70 34.18 0.42 -- -- Peak 2 7266.00 49.03 74.00 -24.97 32.62 36.63 15.89 36.68 0.57 -- -- Peak 3 7266.00 39.01 54.00 -14.99 22.60 36.63 15.89 36.68 0.57 -- -- Average

Mode	16	
	Harmonic	
	2400-2483.5_802.11n HT40_CH03_2422MHz	
ANT	1	
Pol.	Horizontal	Vertical
10.6G ~18G Avg	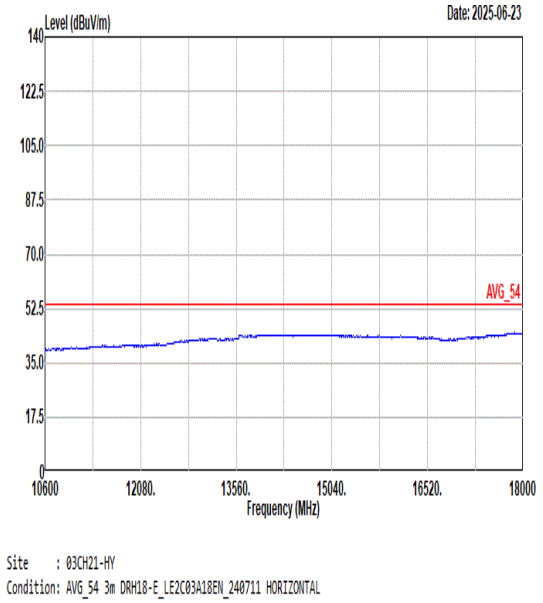	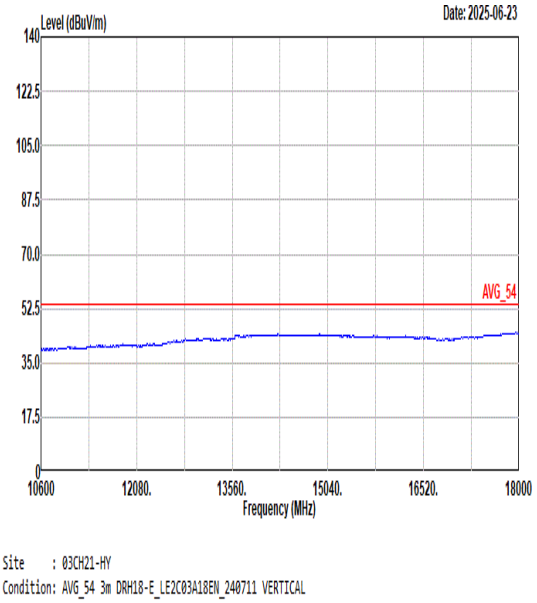

Mode	17	
	Band Edge - L	
	2400-2483.5_802.11n HT40_CH06_2437MHz	
ANT	1	
Pol.	Horizontal	Fundamental
Peak	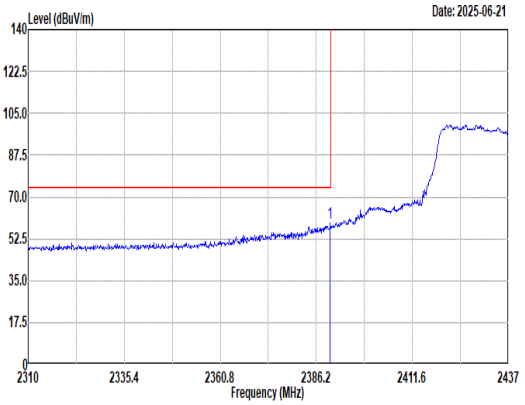 Site : 03CH21-HY Condition: PEAK_BE_74 3m DRH18-E_LE2C03A18EN_240711 HORIZONTAL : RBW:1000.000kHz VBW:3000.000kHz SWT:Auto Freq Level Limit Line Margin Read Level Ant Factor Cable Loss Preamp Factor Aux Factor APos TPos Remark MHz dBuV/m dBuV/m dB dBuV dB/m dB dB dB cm deg 1 2389.88 59.14 74.00 -14.86 46.59 26.70 8.75 32.93 10.03 300 352 Peak	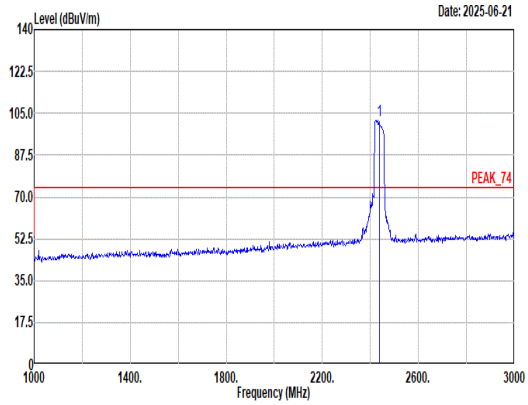 Site : 03CH21-HY Condition: PEAK_74 3m DRH18-E_LE2C03A18EN_240711 HORIZONTAL : RBW:1000.000kHz VBW:3000.000kHz SWT:Auto Freq Level Limit Line Margin Read Level Ant Factor Cable Loss Preamp Factor Aux Factor APos TPos Remark MHz dBuV/m dBuV/m dB dBuV dB/m dB dB dB cm deg 1 2437.00 101.98 ------ ------ 89.48 26.60 8.83 32.96 10.03 300 352 Peak
Avg	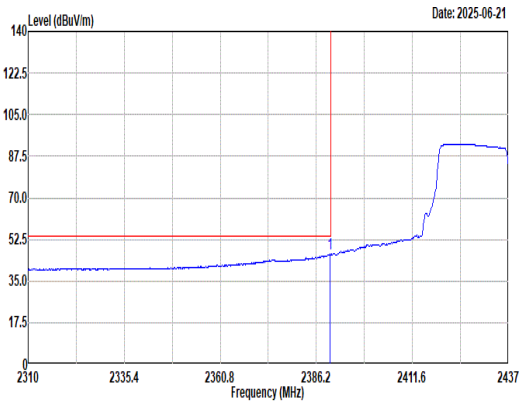 Site : 03CH21-HY Condition: AVG_BE_54 3m DRH18-E_LE2C03A18EN_240711 HORIZONTAL : RBW:1000.000kHz VBW:1.100kHz SWT:Auto Freq Level Limit Line Margin Read Level Ant Factor Cable Loss Preamp Factor Aux Factor APos TPos Remark MHz dBuV/m dBuV/m dB dBuV dB/m dB dB dB cm deg 1 2389.76 46.23 54.00 -7.77 33.68 26.70 8.75 32.93 10.03 300 352 Average	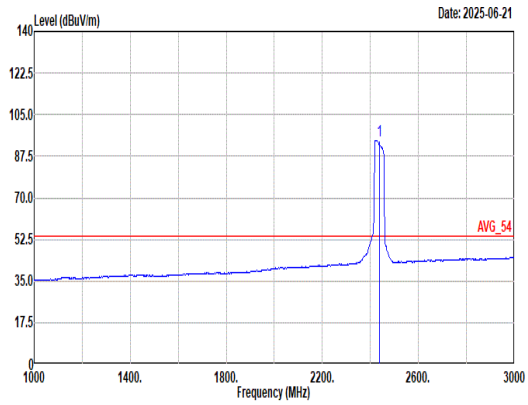 Site : 03CH21-HY Condition: AVG_54 3m DRH18-E_LE2C03A18EN_240711 HORIZONTAL : RBW:1000.000kHz VBW:1.100kHz SWT:Auto Freq Level Limit Line Margin Read Level Ant Factor Cable Loss Preamp Factor Aux Factor APos TPos Remark MHz dBuV/m dBuV/m dB dBuV dB/m dB dB dB cm deg 1 2437.00 94.12 ------ ------ 81.55 26.68 8.82 32.96 10.03 300 352 Average

Mode	17	
	Band Edge - R	
	2400-2483.5_802.11n HT40_CH06_2437MHz	
ANT	1	
Pol.	Horizontal	Fundamental
Peak	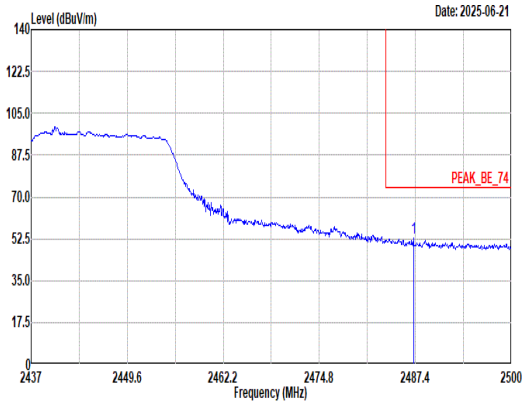 Site : 03CH21-HY Condition: PEAK_BE_74 3m DRH18-E_LE2C03A18EN_240711 HORIZONTAL : RBW:1000.000kHz VBW:3000.000kHz SWT:Auto Freq Level Limit Line Margin Read Level Ant Factor Cable Loss Preamp Factor Aux Factor APos TPos Remark MHz dBuV/m dBuV/m dB dBuV dB/m dB dB dB cm deg 1 2487.15 52.94 74.00 -21.06 40.29 26.67 8.95 33.00 10.03 300 352 Peak	Blank
Avg	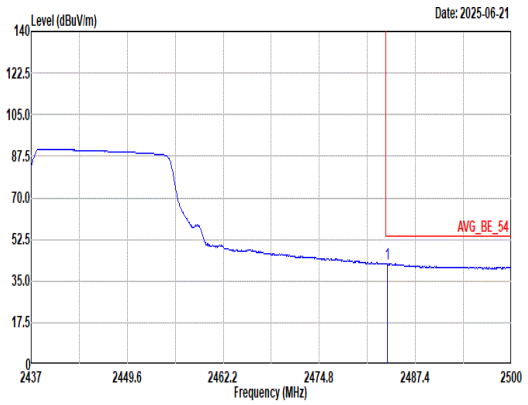 Site : 03CH21-HY Condition: AVG_BE_54 3m DRH18-E_LE2C03A18EN_240711 HORIZONTAL : RBW:1000.000kHz VBW:1.100kHz SWT:Auto Freq Level Limit Line Margin Read Level Ant Factor Cable Loss Preamp Factor Aux Factor APos TPos Remark MHz dBuV/m dBuV/m dB dBuV dB/m dB dB dB cm deg 1 2483.75 42.40 54.00 -11.60 29.79 26.64 8.94 33.00 10.03 300 352 Average	Blank

Mode	17	
	Band Edge - L	
	2400-2483.5_802.11n HT40_CH06_2437MHz	
ANT	1	
Pol.	Vertical	Fundamental
Peak	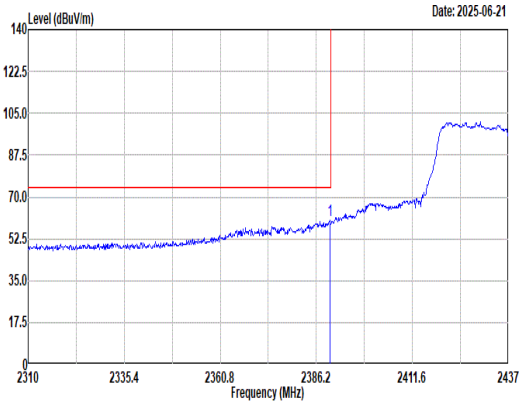 Site : 03CH21-HY Condition: PEAK_BE_74 3m DRH18-E_LE2C03A18EN_240711 VERTICAL : RBW:1000.000kHz VBW:3000.000kHz SWT:Auto 1 2389.76 60.05 74.00 -13.95 47.50 26.70 8.75 32.93 10.03 105 81 Peak	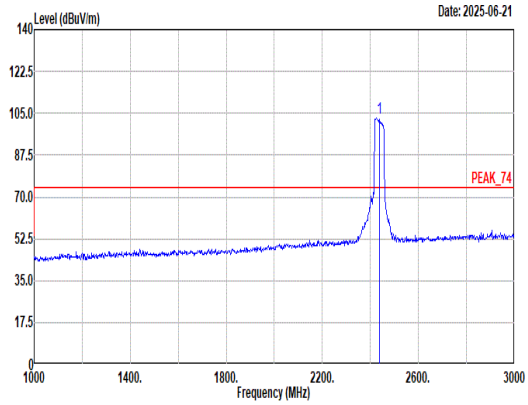 Site : 03CH21-HY Condition: PEAK_74 3m DRH18-E_LE2C03A18EN_240711 VERTICAL : RBW:1000.000kHz VBW:3000.000kHz SWT:Auto 1 2437.00 103.06 ------ ------ 90.51 26.66 8.82 32.96 10.03 105 81 Peak
Avg	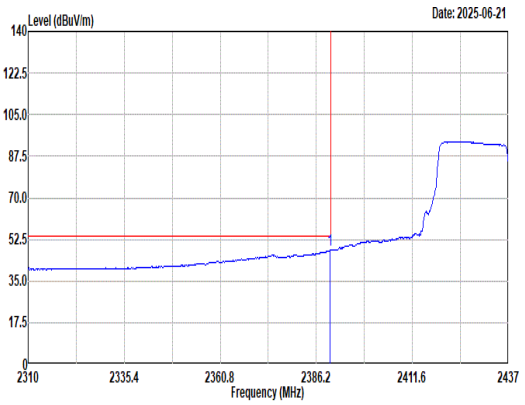 Site : 03CH21-HY Condition: AVG_BE_54 3m DRH18-E_LE2C03A18EN_240711 VERTICAL : RBW:1000.000kHz VBW:1.100kHz SWT:Auto 1 2389.88 47.92 54.00 -6.08 35.37 26.70 8.75 32.93 10.03 105 81 Average	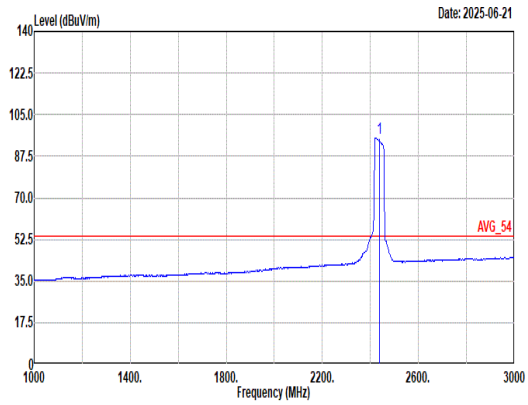 Site : 03CH21-HY Condition: AVG_54 3m DRH18-E_LE2C03A18EN_240711 VERTICAL : RBW:1000.000kHz VBW:1.100kHz SWT:Auto 1 2437.00 95.26 ------ ------ 82.69 26.68 8.82 32.96 10.03 105 81 Average

Mode	17	
	Band Edge - R	
	2400-2483.5_802.11n HT40_CH06_2437MHz	
ANT	1	
Pol.	Vertical	Fundamental
Peak	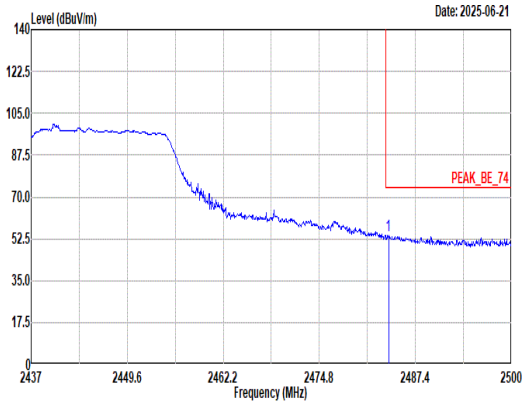 Site : 03CH21-HY Condition: PEAK_BE_74 3m DRH18-E_LE2C03A18EN_240711 VERTICAL : RBW:1000.000kHz VBW:3000.000kHz SWT:Auto Freq Level Limit Line Margin Read Level Ant Factor Cable Loss Preamp Factor Aux Factor APos TPos Remark MHz dBuV/m dBuV/m dB dBuV dB/m dB dB dB cm deg 1 2483.87 54.08 74.00 -19.92 41.47 26.64 8.94 33.00 10.03 105 81 Peak	Blank
Avg	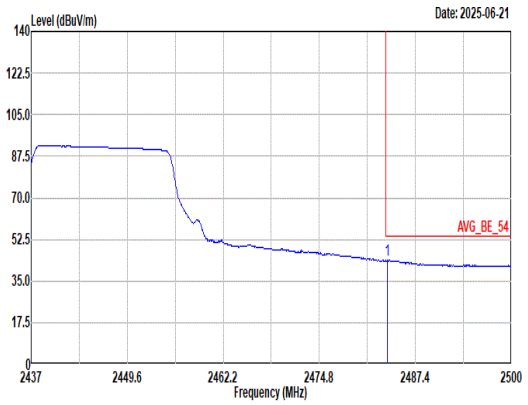 Site : 03CH21-HY Condition: AVG_BE_54 3m DRH18-E_LE2C03A18EN_240711 VERTICAL : RBW:1000.000kHz VBW:1.100kHz SWT:Auto Freq Level Limit Line Margin Read Level Ant Factor Cable Loss Preamp Factor Aux Factor APos TPos Remark MHz dBuV/m dBuV/m dB dBuV dB/m dB dB dB cm deg 1 2483.68 43.81 54.00 -10.19 31.20 26.64 8.94 33.00 10.03 105 81 Average	Blank

Mode	17	
	Harmonic	
	2400-2483.5_802.11n HT40_CH06_2437MHz	
ANT	1	
Pol.	Horizontal	Vertical
Peak Avg	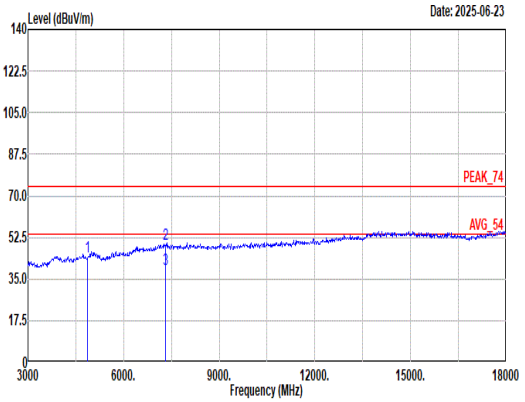 Site : 03CH21-HY Condition: PEAK_74 3m DRH18-E_LE2C03A18EN_240711 HORIZONTAL Freq Level Limit Line Margin Read Level Ant Factor Cable Loss Preamp Factor Aux Factor APos TPos Remark MHz dBuV/m dBuV/m dB dBuV dB/m dB dB dB cm deg 1 4874.00 44.42 74.00 -29.58 33.10 32.35 12.73 34.18 0.42 -- -- Peak 2 7311.00 49.53 74.00 -24.47 32.94 36.72 15.95 36.71 0.63 -- -- Peak 3 7311.00 39.14 54.00 -14.86 22.55 36.72 15.95 36.71 0.63 -- -- Average	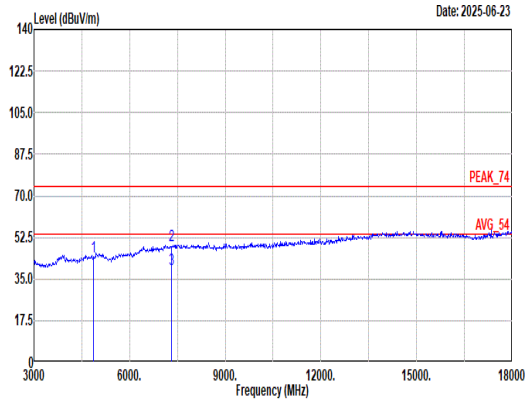 Site : 03CH21-HY Condition: PEAK_74 3m DRH18-E_LE2C03A18EN_240711 VERTICAL Freq Level Limit Line Margin Read Level Ant Factor Cable Loss Preamp Factor Aux Factor APos TPos Remark MHz dBuV/m dBuV/m dB dBuV dB/m dB dB dB cm deg 1 4874.00 44.42 74.00 -29.58 33.10 32.35 12.73 34.18 0.42 -- -- Peak 2 7311.00 48.94 74.00 -25.06 32.35 36.72 15.95 36.71 0.63 -- -- Peak 3 7311.00 38.98 54.00 -15.02 22.39 36.72 15.95 36.71 0.63 -- -- Average

Mode	17	
	Harmonic	
	2400-2483.5_802.11n HT40_CH06_2437MHz	
ANT	1	
Pol.	Horizontal	Vertical
10.6G ~18G Avg	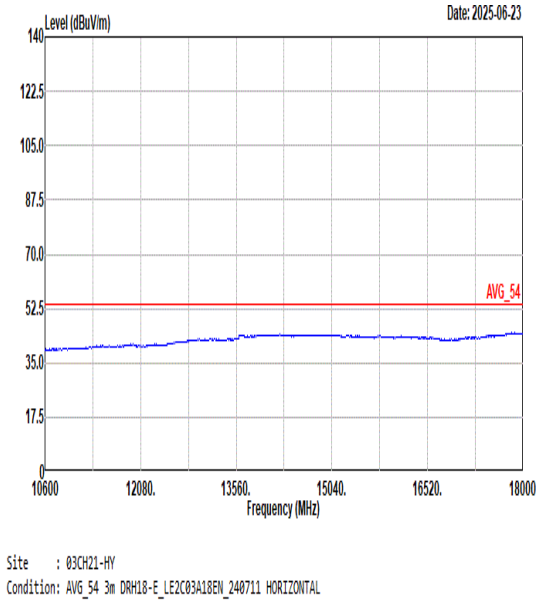	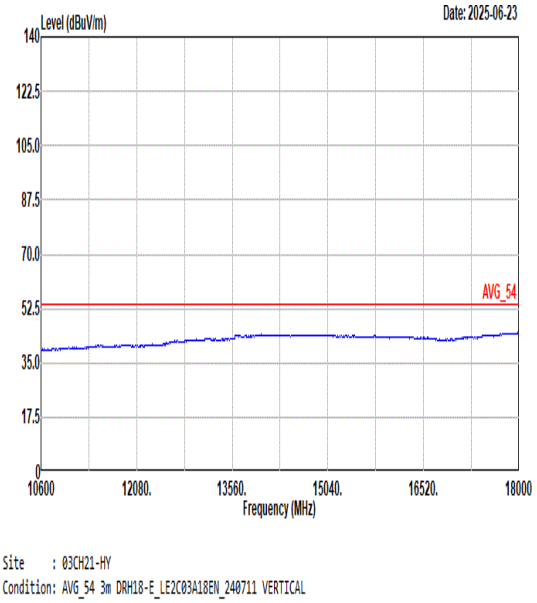

Mode	18	
	Band Edge - L	
	2400-2483.5_802.11n HT40_CH09_2452MHz	
ANT	1	
Pol.	Horizontal	Fundamental
Peak	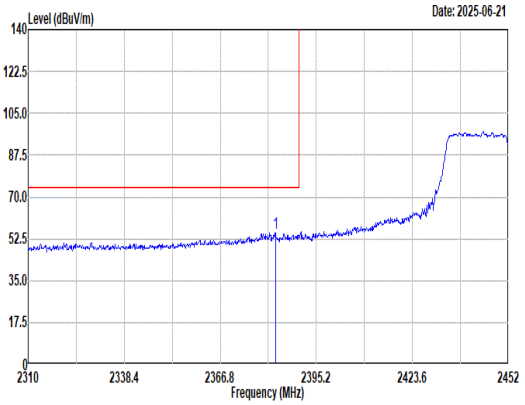 Site : 03CH21-HY Condition: PEAK_BE_74 3m DRH18-E_LE2C03A18EN_240711 HORIZONTAL : RBW:1000.000kHz VBW:3000.000kHz SWT:Auto Freq Level Limit Line Margin Read Level Ant Factor Cable Loss Preamp Factor Aux Factor APos TPos Remark MHz dBuV/m dBuV/m dB dBuV dB/m dB dB dB cm deg 1 2383.13 54.96 74.00 -19.04 42.42 26.70 8.74 32.93 10.03 256 0 Peak	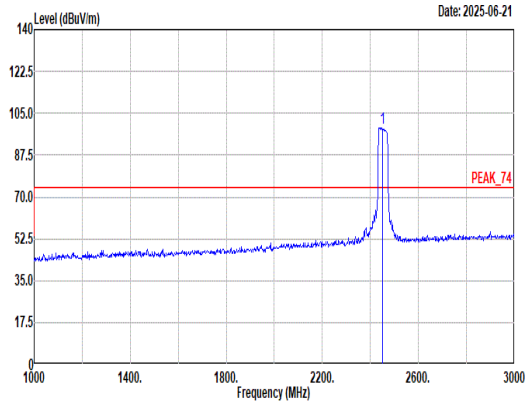 Site : 03CH21-HY Condition: PEAK_74 3m DRH18-E_LE2C03A18EN_240711 HORIZONTAL : RBW:1000.000kHz VBW:3000.000kHz SWT:Auto Freq Level Limit Line Margin Read Level Ant Factor Cable Loss Preamp Factor Aux Factor APos TPos Remark MHz dBuV/m dBuV/m dB dBuV dB/m dB dB dB cm deg 1 2452.00 99.01 ------ ------ 86.40 26.70 8.85 32.97 10.03 256 0 Peak
Avg	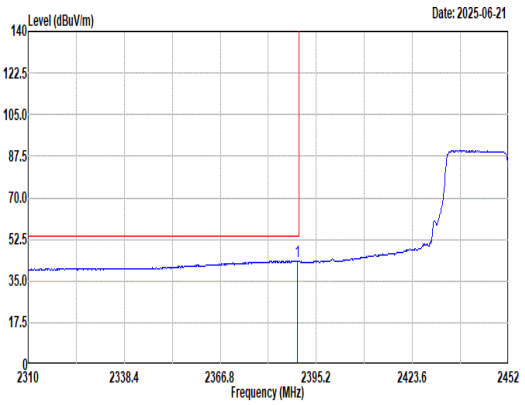 Site : 03CH21-HY Condition: AVG_BE_54 3m DRH18-E_LE2C03A18EN_240711 HORIZONTAL : RBW:1000.000kHz VBW:1.100kHz SWT:Auto Freq Level Limit Line Margin Read Level Ant Factor Cable Loss Preamp Factor Aux Factor APos TPos Remark MHz dBuV/m dBuV/m dB dBuV dB/m dB dB dB cm deg 1 2389.52 43.47 54.00 -10.53 30.92 26.70 8.75 32.93 10.03 256 0 Average	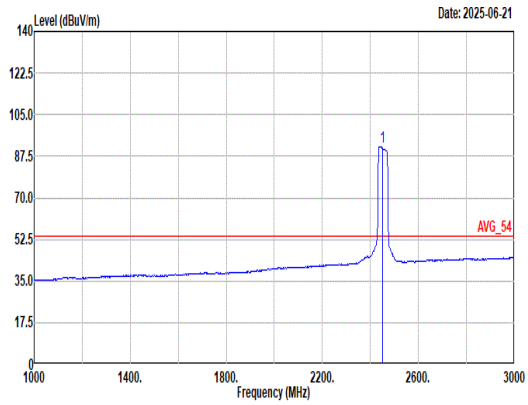 Site : 03CH21-HY Condition: AVG_54 3m DRH18-E_LE2C03A18EN_240711 HORIZONTAL : RBW:1000.000kHz VBW:1.100kHz SWT:Auto Freq Level Limit Line Margin Read Level Ant Factor Cable Loss Preamp Factor Aux Factor APos TPos Remark MHz dBuV/m dBuV/m dB dBuV dB/m dB dB dB cm deg 1 2452.00 91.29 ------ ------ 78.67 26.70 8.86 32.97 10.03 256 0 Average

Mode	18	
	Band Edge - R	
	2400-2483.5_802.11n HT40_CH09_2452MHz	
ANT	1	
Pol.	Horizontal	Fundamental
Peak	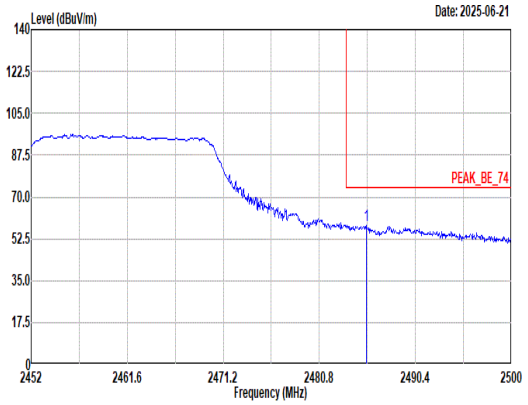 Site : 03CH21-HY Condition: PEAK_BE_74 3m DRH18-E_LE2C03A18EN_240711 HORIZONTAL : RBW:1000.000kHz VBW:3000.000kHz SWT:Auto Freq Level Limit Line Margin Read Level Ant Factor Cable Loss Preamp Factor Aux Factor APos TPos Remark MHz dBuV/m dBuV/m dB dBuV dB/m dB dB dB cm deg 1 2485.50 57.99 74.00 -16.01 45.35 26.66 8.95 33.00 10.03 256 0 Peak	Blank
Avg	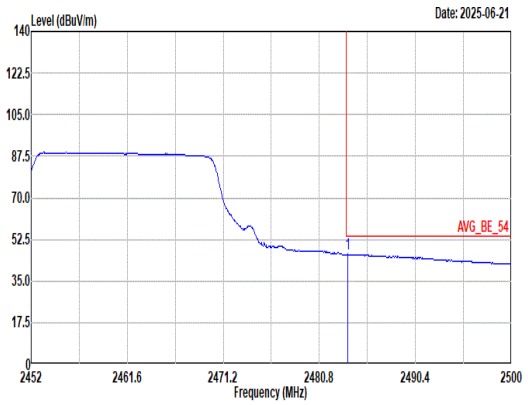 Site : 03CH21-HY Condition: AVG_BE_54 3m DRH18-E_LE2C03A18EN_240711 HORIZONTAL : RBW:1000.000kHz VBW:1.100kHz SWT:Auto Freq Level Limit Line Margin Read Level Ant Factor Cable Loss Preamp Factor Aux Factor APos TPos Remark MHz dBuV/m dBuV/m dB dBuV dB/m dB dB dB cm deg 1 2483.63 46.28 54.00 -7.72 33.67 26.64 8.94 33.00 10.03 256 0 Average	Blank

Mode	18	
	Band Edge - L	
	2400-2483.5_802.11n HT40_CH09_2452MHz	
ANT	1	
Pol.	Vertical	Fundamental
Peak	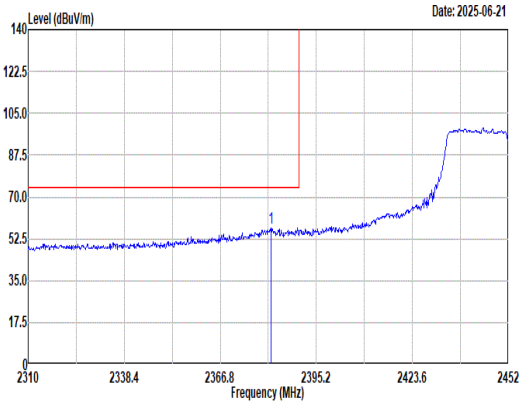 Site : 03CH21-HY Condition: PEAK_BE_74 3m DRH18-E_LE2C03A18EN_240711 VERTICAL : RBW:1000.000kHz VBW:3000.000kHz SWT:Auto Freq Level Limit Line Margin Read Level Ant Factor Cable Loss Preamp Factor Aux Factor APos TPos Remark MHz dBuV/m dBuV/m dB dBuV dB/m dB dB dB cm deg 1 2381.71 57.02 74.00 -16.98 44.49 26.70 8.73 32.93 10.03 100 94 Peak	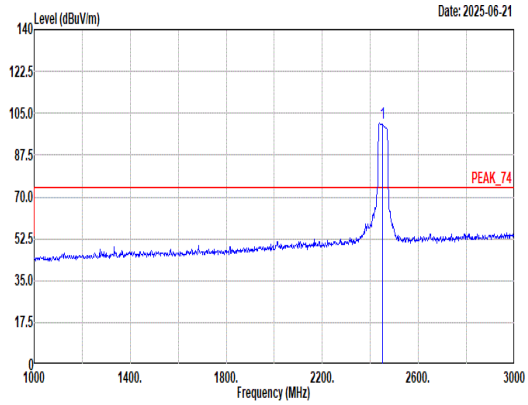 Site : 03CH21-HY Condition: PEAK_74 3m DRH18-E_LE2C03A18EN_240711 VERTICAL : RBW:1000.000kHz VBW:3000.000kHz SWT:Auto Freq Level Limit Line Margin Read Level Ant Factor Cable Loss Preamp Factor Aux Factor APos TPos Remark MHz dBuV/m dBuV/m dB dBuV dB/m dB dB dB cm deg 1 2452.00 100.65 ------ ------ 88.06 26.68 8.85 32.97 10.03 100 94 Peak
Avg	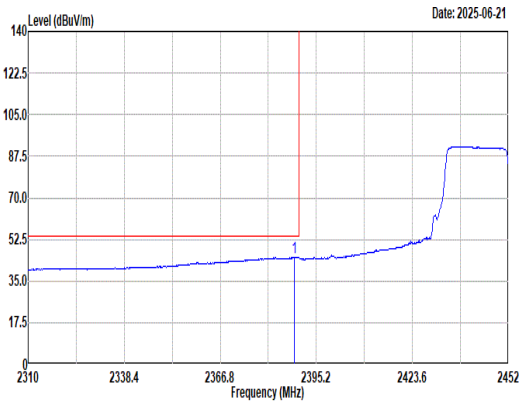 Site : 03CH21-HY Condition: AVG_BE_54 3m DRH18-E_LE2C03A18EN_240711 VERTICAL : RBW:1000.000kHz VBW:1.100kHz SWT:Auto Freq Level Limit Line Margin Read Level Ant Factor Cable Loss Preamp Factor Aux Factor APos TPos Remark MHz dBuV/m dBuV/m dB dBuV dB/m dB dB dB cm deg 1 2388.67 45.14 54.00 -8.86 32.59 26.70 8.75 32.93 10.03 100 94 Average	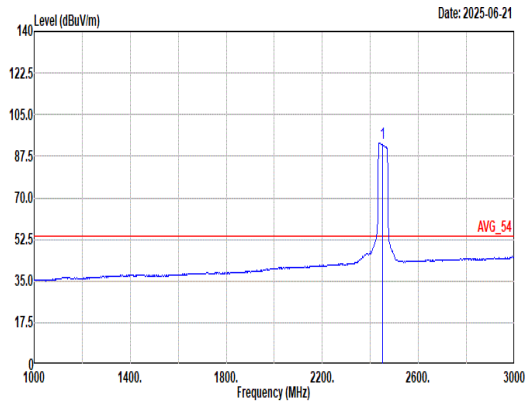 Site : 03CH21-HY Condition: AVG_54 3m DRH18-E_LE2C03A18EN_240711 VERTICAL : RBW:1000.000kHz VBW:1.100kHz SWT:Auto Freq Level Limit Line Margin Read Level Ant Factor Cable Loss Preamp Factor Aux Factor APos TPos Remark MHz dBuV/m dBuV/m dB dBuV dB/m dB dB dB cm deg 1 2452.00 92.99 ------ ------ 80.40 26.68 8.85 32.97 10.03 100 94 Average

Mode	18	
	Band Edge - R	
	2400-2483.5_802.11n HT40_CH09_2452MHz	
ANT	1	
Pol.	Vertical	Fundamental
Peak	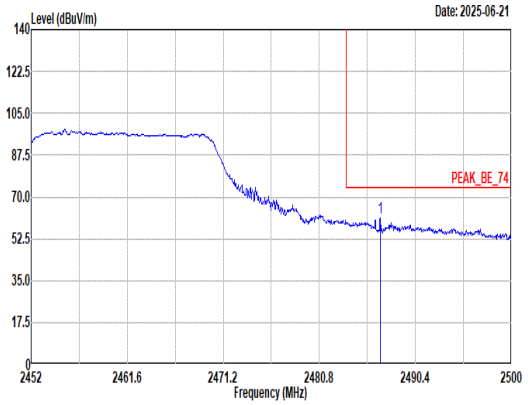 Site : 03CH21-HY Condition: PEAK_BE_74 3m DRH18-E_LE2C03A18EN_240711 VERTICAL : RBW:1000.000kHz VBW:3000.000kHz SWT:Auto Limit Read Ant Cable Preamp Aux APos TPos Freq Level Line Margin Level Factor Loss Factor Factor Remark MHz dBuV/m dBuV/m dB dBuV dB/m dB dB dB cm deg 1 2486.90 61.31 74.00 -12.69 48.66 26.67 8.95 33.00 10.03 100 94 Peak	Blank
Avg	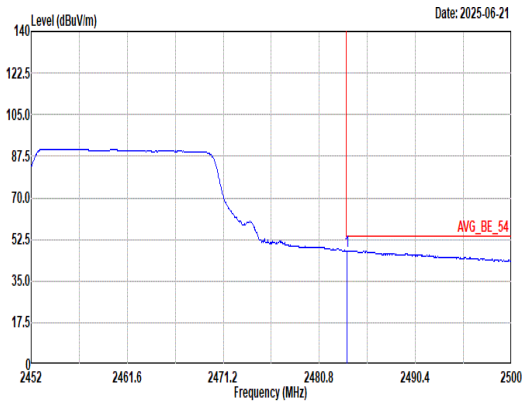 Site : 03CH21-HY Condition: AVG_BE_54 3m DRH18-E_LE2C03A18EN_240711 VERTICAL : RBW:1000.000kHz VBW:1.100kHz SWT:Auto Limit Read Ant Cable Preamp Aux APos TPos Freq Level Line Margin Level Factor Loss Factor Factor Remark MHz dBuV/m dBuV/m dB dBuV dB/m dB dB dB cm deg 1 2483.54 47.72 54.00 -6.28 35.11 26.64 8.94 33.00 10.03 100 94 Average	Blank

Mode	18	
	Harmonic	
	2400-2483.5_802.11n HT40_CH09_2452MHz	
ANT	1	
Pol.	Horizontal	Vertical
Peak Avg	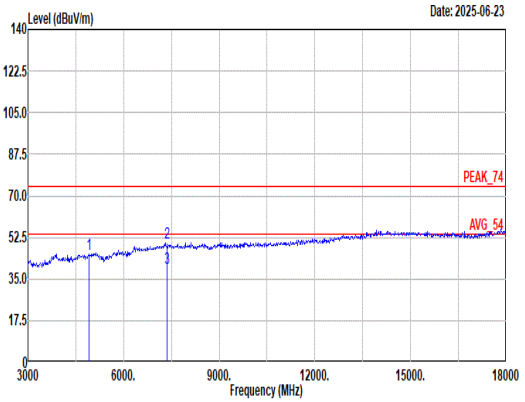 Site : 03CH21-HY Condition: PEAK_74 3m DRH18-E_LE2C03A18EN_240711 HORIZONTAL Freq Level Limit Line Margin Read Level Ant Factor Cable Loss Preamp Factor Aux Factor APos TPos Remark MHz dBuV/m dBuV/m dB dBuV dB/m dB dB dB cm deg 1 4904.00 45.24 74.00 -28.76 33.84 32.42 12.76 34.19 0.41 -- -- Peak 2 7356.00 50.19 74.00 -23.81 33.45 36.80 16.00 36.75 0.69 -- -- Peak 3 7356.00 39.39 54.00 -14.61 22.65 36.80 16.00 36.75 0.69 -- -- Average	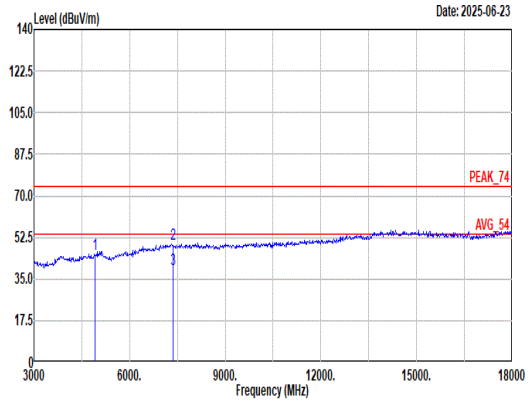 Site : 03CH21-HY Condition: PEAK_74 3m DRH18-E_LE2C03A18EN_240711 VERTICAL Freq Level Limit Line Margin Read Level Ant Factor Cable Loss Preamp Factor Aux Factor APos TPos Remark MHz dBuV/m dBuV/m dB dBuV dB/m dB dB dB cm deg 1 4904.00 45.36 74.00 -28.64 33.96 32.42 12.76 34.19 0.41 -- -- Peak 2 7356.00 49.66 74.00 -24.34 32.92 36.80 16.00 36.75 0.69 -- -- Peak 3 7356.00 39.30 54.00 -14.70 22.56 36.80 16.00 36.75 0.69 -- -- Average

Mode	18	
	Harmonic	
	2400-2483.5_802.11n HT40_CH09_2452MHz	
ANT	1	
Pol.	Horizontal	Vertical
10.6G ~18G Avg	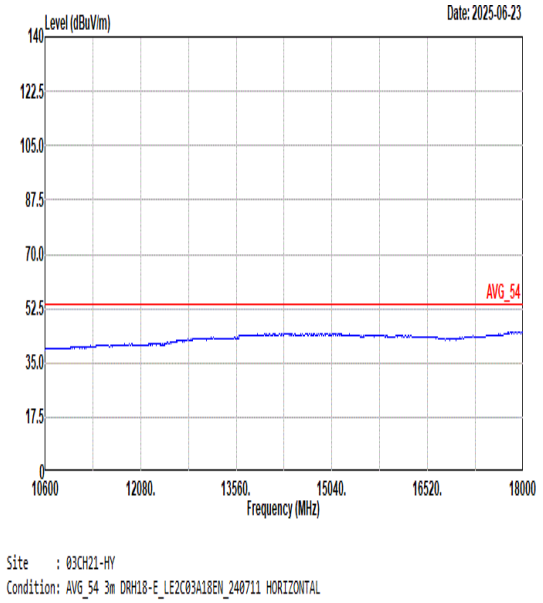	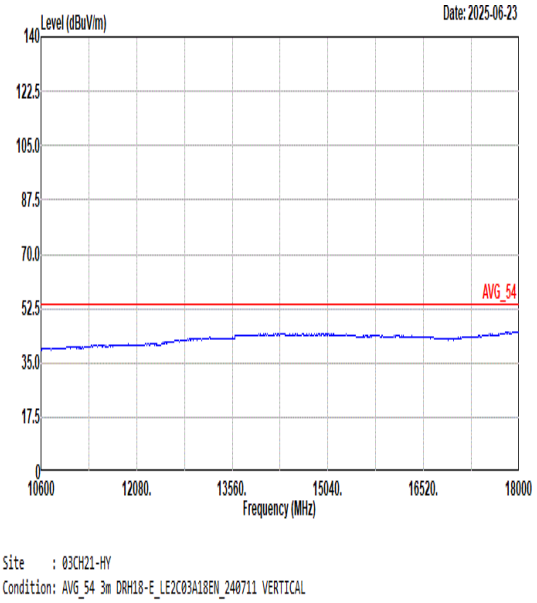

Mode	19	
	Band Edge - L	
	2400-2483.5_802.11n HT40_CH10_2457MHz	
ANT	1	
Pol.	Horizontal	Fundamental
Peak	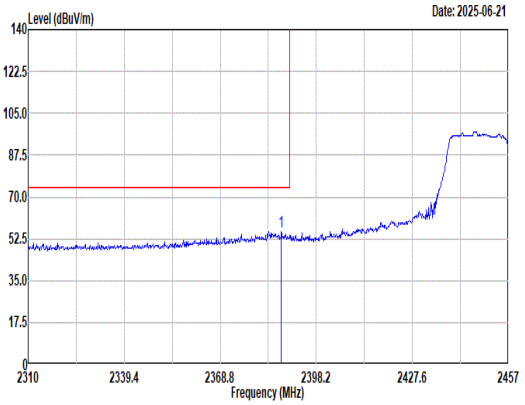 Site : 03CH21-HY Condition: PEAK_BE_74 3m DRH18-E_LE2C03A18EN_240711 HORIZONTAL : RBW:1000.000kHz VBW:3000.000kHz SWT:Auto Freq Level Limit Line Margin Read Level Ant Factor Cable Loss Preamp Factor Aux Factor APos TPos Remark MHz dBuV/m dBuV/m dB dBuV dB/m dB dB dB cm deg 1 2387.47 55.37 74.00 -18.63 42.83 26.70 8.74 32.93 10.03 256 0 Peak	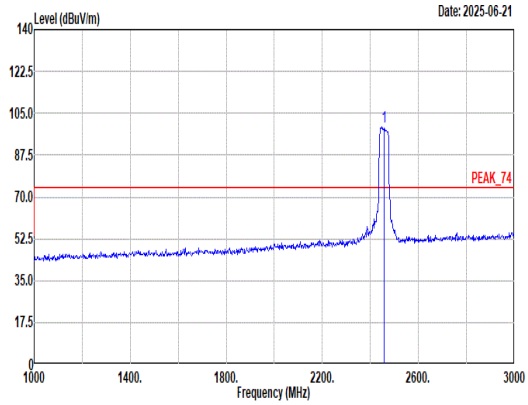 Site : 03CH21-HY Condition: PEAK_74 3m DRH18-E_LE2C03A18EN_240711 HORIZONTAL : RBW:1000.000kHz VBW:3000.000kHz SWT:Auto Freq Level Limit Line Margin Read Level Ant Factor Cable Loss Preamp Factor Aux Factor APos TPos Remark MHz dBuV/m dBuV/m dB dBuV dB/m dB dB dB cm deg 1 2457.00 99.17 ------ ------ 86.55 26.70 8.86 32.97 10.03 256 0 Peak
Avg	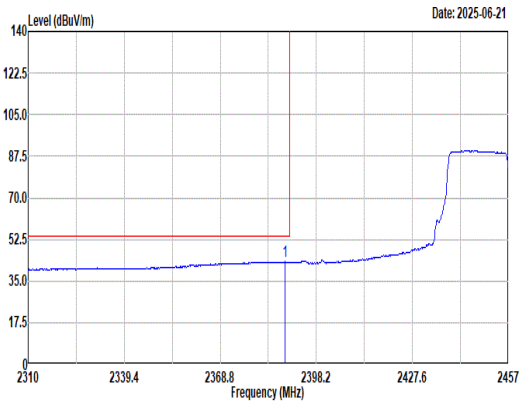 Site : 03CH21-HY Condition: AVG_BE_54 3m DRH18-E_LE2C03A18EN_240711 HORIZONTAL : RBW:1000.000kHz VBW:1.100kHz SWT:Auto Freq Level Limit Line Margin Read Level Ant Factor Cable Loss Preamp Factor Aux Factor APos TPos Remark MHz dBuV/m dBuV/m dB dBuV dB/m dB dB dB cm deg 1 2388.50 43.11 54.00 -10.89 30.56 26.70 8.75 32.93 10.03 256 0 Average	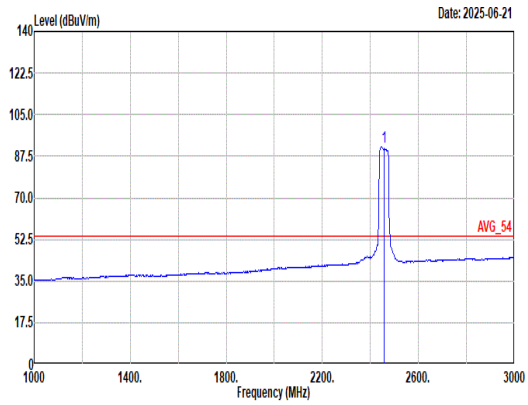 Site : 03CH21-HY Condition: AVG_54 3m DRH18-E_LE2C03A18EN_240711 HORIZONTAL : RBW:1000.000kHz VBW:1.100kHz SWT:Auto Freq Level Limit Line Margin Read Level Ant Factor Cable Loss Preamp Factor Aux Factor APos TPos Remark MHz dBuV/m dBuV/m dB dBuV dB/m dB dB dB cm deg 1 2457.00 91.30 ------ ------ 78.68 26.70 8.86 32.97 10.03 256 0 Average

Mode	19	
	Band Edge - R	
	2400-2483.5_802.11n HT40_CH10_2457MHz	
ANT	1	
Pol.	Horizontal	Fundamental
Peak	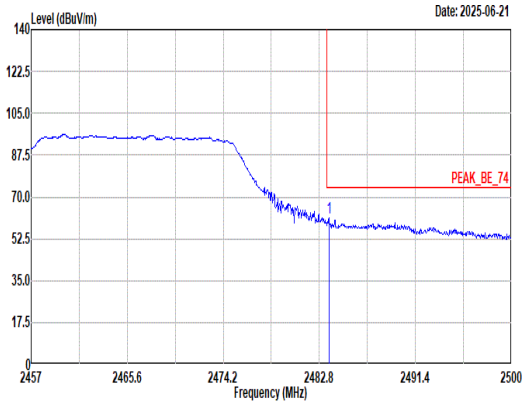 Site : 03CH21-HY Condition: PEAK_BE_74 3m DRH18-E_LE2C03A18EN_240711 HORIZONTAL : RBW:1000.000kHz VBW:3000.000kHz SWT:Auto Freq Level Limit Line Margin Read Level Ant Factor Cable Loss Preamp Factor Aux Factor APos TPos Remark MHz dBuV/m dBuV/m dB dBuV dB/m dB dB dB cm deg 1 2483.66 61.19 74.00 -12.81 48.58 26.64 8.94 33.00 10.03 256 0 Peak	Blank
Avg	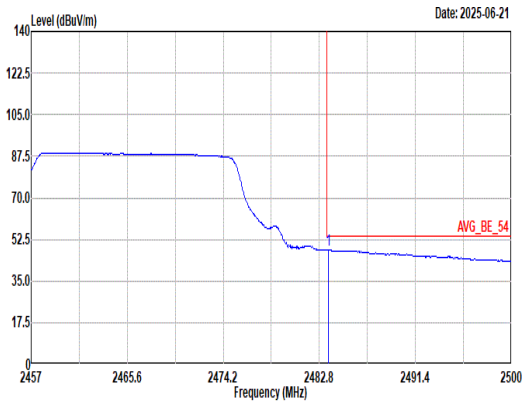 Site : 03CH21-HY Condition: AVG_BE_54 3m DRH18-E_LE2C03A18EN_240711 HORIZONTAL : RBW:1000.000kHz VBW:1.100kHz SWT:Auto Freq Level Limit Line Margin Read Level Ant Factor Cable Loss Preamp Factor Aux Factor APos TPos Remark MHz dBuV/m dBuV/m dB dBuV dB/m dB dB dB cm deg 1 2483.62 48.22 54.00 -5.78 35.61 26.64 8.94 33.00 10.03 256 0 Average	Blank

Mode	19	
	Band Edge - L	
	2400-2483.5_802.11n HT40_CH10_2457MHz	
ANT	1	
Pol.	Vertical	Fundamental
Peak	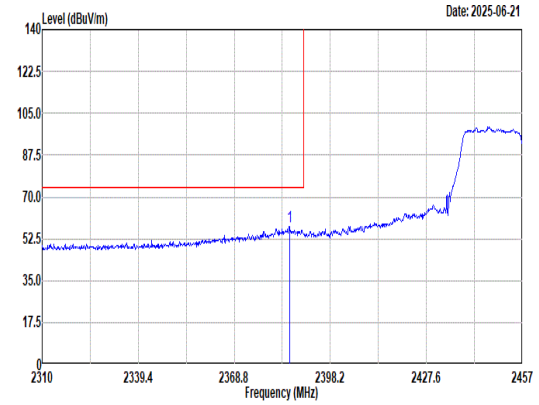 Site : 03CH21-HY Condition: PEAK_BE_74 3m DRH18-E_LE2C03A18EN_240711 VERTICAL : RBW:1000.000kHz VBW:3000.000kHz SWT:Auto Freq Level Limit Line Margin Read Level Ant Factor Cable Loss Preamp Factor Aux Factor APos TPos Remark MHz dBuV/m dBuV/m dB dBuV dB/m dB dB dB cm deg 1 2385.71 57.48 74.00 -16.52 44.94 26.70 8.74 32.93 10.03 100 90 Peak	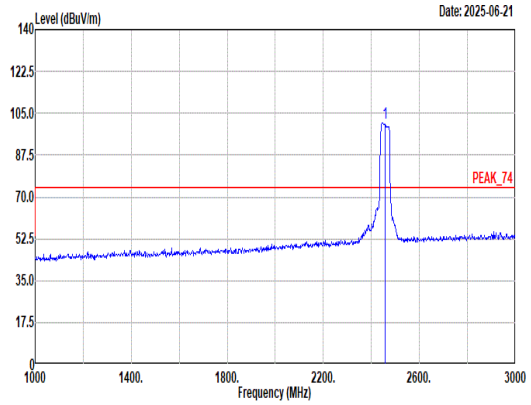 Site : 03CH21-HY Condition: PEAK_74 3m DRH18-E_LE2C03A18EN_240711 VERTICAL : RBW:1000.000kHz VBW:3000.000kHz SWT:Auto Freq Level Limit Line Margin Read Level Ant Factor Cable Loss Preamp Factor Aux Factor APos TPos Remark MHz dBuV/m dBuV/m dB dBuV dB/m dB dB dB cm deg 1 2457.00 100.94 ------ ------ 88.31 26.70 8.87 32.97 10.03 100 90 Peak
Avg	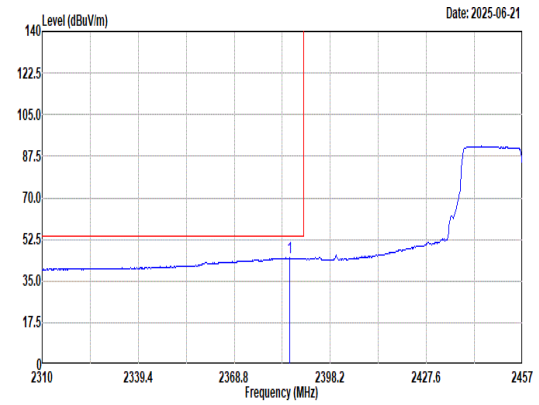 Site : 03CH21-HY Condition: AVG_BE_54 3m DRH18-E_LE2C03A18EN_240711 VERTICAL : RBW:1000.000kHz VBW:1.100kHz SWT:Auto Freq Level Limit Line Margin Read Level Ant Factor Cable Loss Preamp Factor Aux Factor APos TPos Remark MHz dBuV/m dBuV/m dB dBuV dB/m dB dB dB cm deg 1 2385.85 44.79 54.00 -9.21 32.25 26.70 8.74 32.93 10.03 100 90 Average	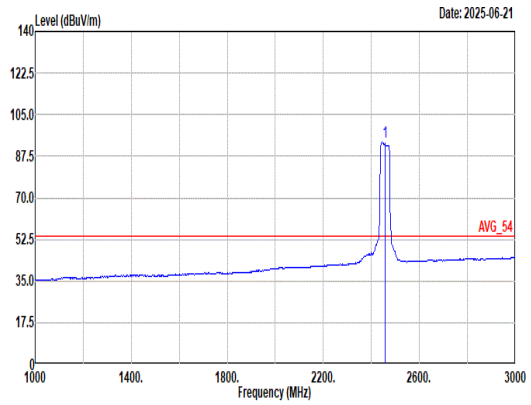 Site : 03CH21-HY Condition: AVG_54 3m DRH18-E_LE2C03A18EN_240711 VERTICAL : RBW:1000.000kHz VBW:1.100kHz SWT:Auto Freq Level Limit Line Margin Read Level Ant Factor Cable Loss Preamp Factor Aux Factor APos TPos Remark MHz dBuV/m dBuV/m dB dBuV dB/m dB dB dB cm deg 1 2457.00 93.26 ------ ------ 80.64 26.70 8.86 32.97 10.03 100 90 Average

Mode	19	
	Band Edge - R	
	2400-2483.5_802.11n HT40_CH10_2457MHz	
ANT	1	
Pol.	Vertical	Fundamental
Peak	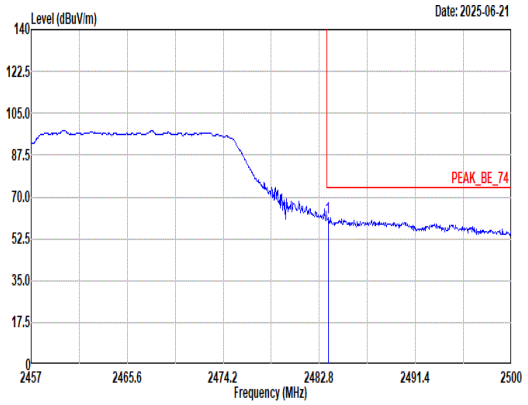 Site : 03CH21-HY Condition: PEAK_BE_74 3m DRH18-E_LE2C03A18EN_240711 VERTICAL : RBW:1000.000kHz VBW:3000.000kHz SWT:Auto Limit Read Ant Cable Preamp Aux APos TPos Freq Level Line Margin Level Factor Loss Factor Factor Remark MHz dBuV/m dBuV/m dB dBuV dB/m dB dB dB cm deg 1 2483.57 61.19 74.00 -12.81 48.58 26.64 8.94 33.00 10.03 100 90 Peak	Blank
Avg	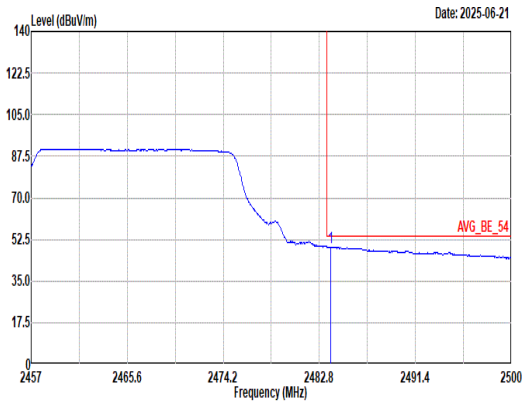 Site : 03CH21-HY Condition: AVG_BE_54 3m DRH18-E_LE2C03A18EN_240711 VERTICAL : RBW:1000.000kHz VBW:1.100kHz SWT:Auto Limit Read Ant Cable Preamp Aux APos TPos Freq Level Line Margin Level Factor Loss Factor Factor Remark MHz dBuV/m dBuV/m dB dBuV dB/m dB dB dB cm deg 1 2483.79 49.38 54.00 -4.62 36.77 26.64 8.94 33.00 10.03 100 90 Average	Blank

Mode	20	
	Band Edge - L	
	2400-2483.5_802.11n HT40_CH11_2462MHz	
ANT	1	
Pol.	Horizontal	Fundamental
Peak	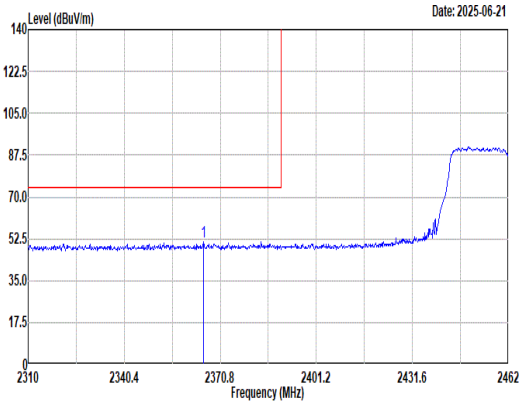 Site : 03CH21-HY Condition: PEAK_BE_74 3m DRH18-E_LE2C03A18EN_240711 HORIZONTAL : RBW:1000.000kHz VBW:3000.000kHz SWT:Auto Freq Level Limit Line Margin Read Level Ant Factor Cable Loss Preamp Factor Aux Factor APos TPos Remark MHz dBuV/m dBuV/m dB dBuV dB/m dB dB dB cm deg 1 2365.48 51.44 74.00 -22.56 38.68 26.95 8.70 32.92 10.03 368 360 Peak	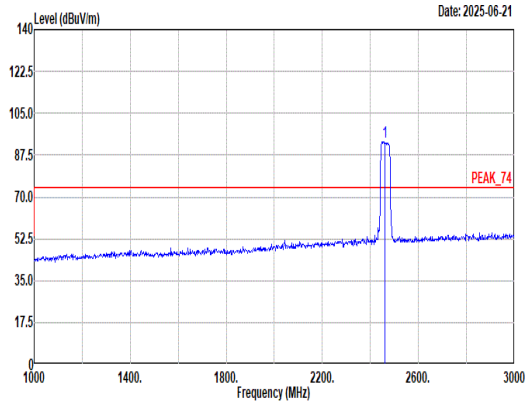 Site : 03CH21-HY Condition: PEAK_74 3m DRH18-E_LE2C03A18EN_240711 HORIZONTAL : RBW:1000.000kHz VBW:3000.000kHz SWT:Auto Freq Level Limit Line Margin Read Level Ant Factor Cable Loss Preamp Factor Aux Factor APos TPos Remark MHz dBuV/m dBuV/m dB dBuV dB/m dB dB dB cm deg 1 2462.00 92.95 ------ ------ 80.32 26.70 8.87 32.97 10.03 368 360 Peak
Avg	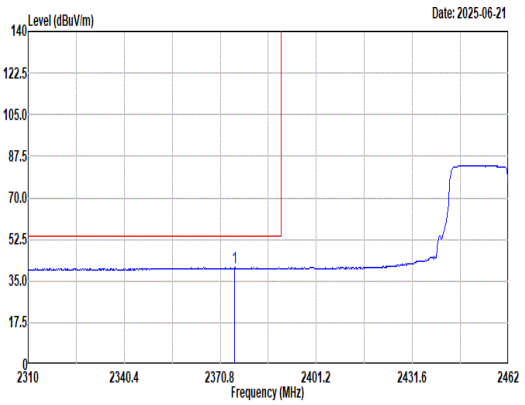 Site : 03CH21-HY Condition: AVG_BE_54 3m DRH18-E_LE2C03A18EN_240711 HORIZONTAL : RBW:1000.000kHz VBW:1.100kHz SWT:Auto Freq Level Limit Line Margin Read Level Ant Factor Cable Loss Preamp Factor Aux Factor APos TPos Remark MHz dBuV/m dBuV/m dB dBuV dB/m dB dB dB cm deg 1 2375.36 40.59 54.00 -13.41 27.97 26.79 8.72 32.92 10.03 368 360 Average	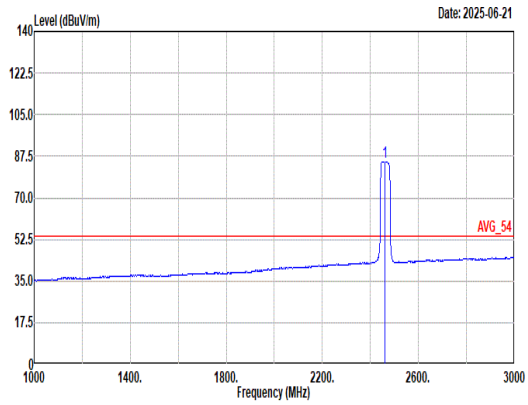 Site : 03CH21-HY Condition: AVG_54 3m DRH18-E_LE2C03A18EN_240711 HORIZONTAL : RBW:1000.000kHz VBW:1.100kHz SWT:Auto Freq Level Limit Line Margin Read Level Ant Factor Cable Loss Preamp Factor Aux Factor APos TPos Remark MHz dBuV/m dBuV/m dB dBuV dB/m dB dB dB cm deg 1 2462.00 85.30 ------ ------ 72.67 26.70 8.87 32.97 10.03 368 360 Average

Mode	20	
	Band Edge - R	
	2400-2483.5_802.11n HT40_CH11_2462MHz	
ANT	1	
Pol.	Horizontal	Fundamental
Peak	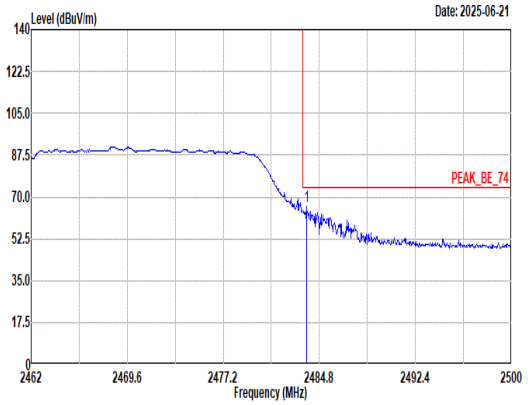 Site : 03CH21-HY Condition: PEAK_BE_74 3m DRH18-E_LE2C03A18EN_240711 HORIZONTAL : RBW:1000.000kHz VBW:3000.000kHz SWT:Auto Freq Level Limit Line Margin Read Level Ant Factor Cable Loss Preamp Factor Aux Factor APos TPos Remark MHz dBuV/m dBuV/m dB dBuV dB/m dB dB dB cm deg 1 2483.77 66.15 74.00 -7.85 53.54 26.64 8.94 33.00 10.03 368 360 Peak	Blank
Avg	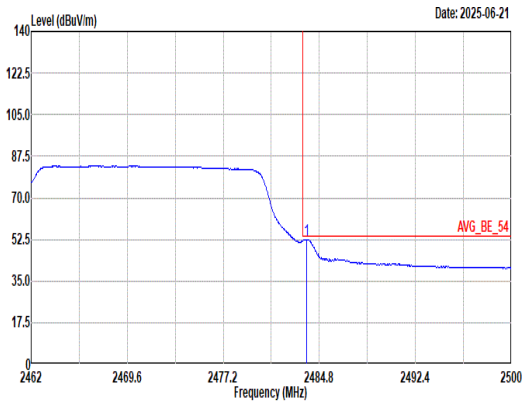 Site : 03CH21-HY Condition: AVG_BE_54 3m DRH18-E_LE2C03A18EN_240711 HORIZONTAL : RBW:1000.000kHz VBW:1.100kHz SWT:Auto Freq Level Limit Line Margin Read Level Ant Factor Cable Loss Preamp Factor Aux Factor APos TPos Remark MHz dBuV/m dBuV/m dB dBuV dB/m dB dB dB cm deg 1 2483.77 52.42 54.00 -1.58 39.81 26.64 8.94 33.00 10.03 368 360 Average	Blank

Mode	20	
	Band Edge - L	
	2400-2483.5_802.11n HT40_CH11_2462MHz	
ANT	1	
Pol.	Vertical	Fundamental
Peak	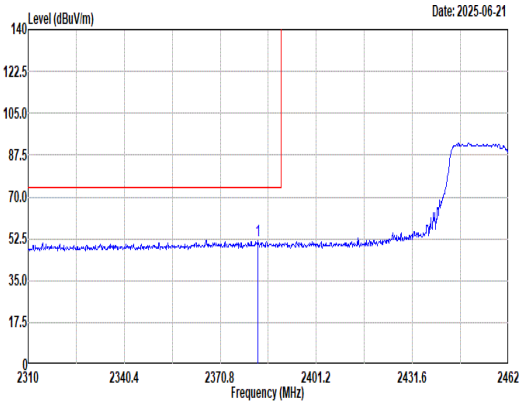 Site : 03CH21-HY Condition: PEAK_BE_74 3m DRH18-E_LE2C03A18EN_240711 VERTICAL : RBW:1000.000kHz VBW:3000.000kHz SWT:Auto Freq Level Limit Line Margin Read Level Ant Factor Cable Loss Preamp Factor Aux Factor APos TPos Remark MHz dBuV/m dBuV/m dB dBuV dB/m dB dB dB cm deg 1 2382.66 51.92 74.00 -22.08 39.39 26.70 8.73 32.93 10.03 100 82 Peak	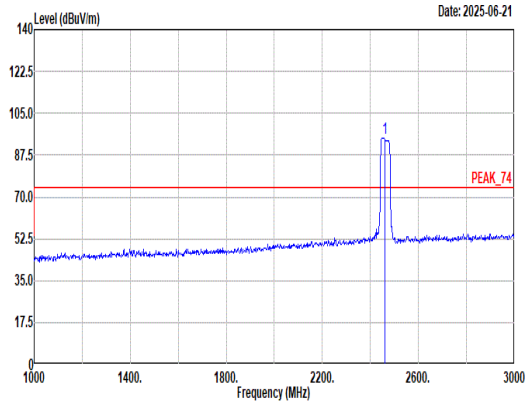 Site : 03CH21-HY Condition: PEAK_74 3m DRH18-E_LE2C03A18EN_240711 VERTICAL : RBW:1000.000kHz VBW:3000.000kHz SWT:Auto Freq Level Limit Line Margin Read Level Ant Factor Cable Loss Preamp Factor Aux Factor APos TPos Remark MHz dBuV/m dBuV/m dB dBuV dB/m dB dB dB cm deg 1 2462.00 94.76 ------ ------ 82.13 26.70 8.87 32.97 10.03 100 82 Peak
Avg	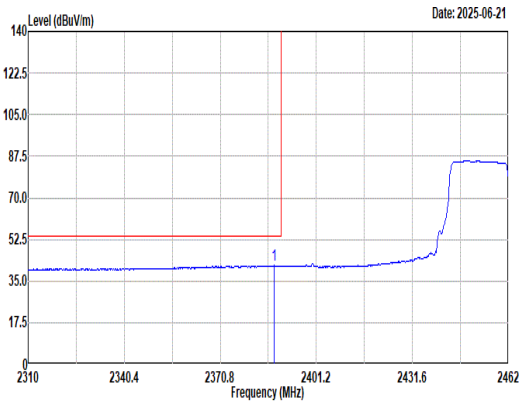 Site : 03CH21-HY Condition: AVG_BE_54 3m DRH18-E_LE2C03A18EN_240711 VERTICAL : RBW:1000.000kHz VBW:1.100kHz SWT:Auto Freq Level Limit Line Margin Read Level Ant Factor Cable Loss Preamp Factor Aux Factor APos TPos Remark MHz dBuV/m dBuV/m dB dBuV dB/m dB dB dB cm deg 1 2387.82 41.48 54.00 -12.52 28.93 26.70 8.75 32.93 10.03 100 82 Average	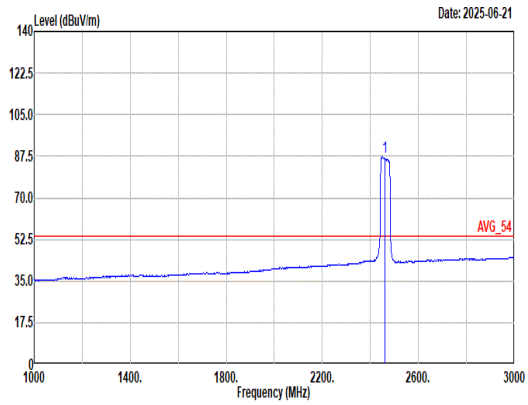 Site : 03CH21-HY Condition: AVG_54 3m DRH18-E_LE2C03A18EN_240711 VERTICAL : RBW:1000.000kHz VBW:1.100kHz SWT:Auto Freq Level Limit Line Margin Read Level Ant Factor Cable Loss Preamp Factor Aux Factor APos TPos Remark MHz dBuV/m dBuV/m dB dBuV dB/m dB dB dB cm deg 1 2462.00 87.13 ------ ------ 74.50 26.70 8.87 32.97 10.03 100 82 Average

Mode	20	
	Band Edge - R	
	2400-2483.5_802.11n HT40_CH11_2462MHz	
ANT	1	
Pol.	Vertical	Fundamental
Peak	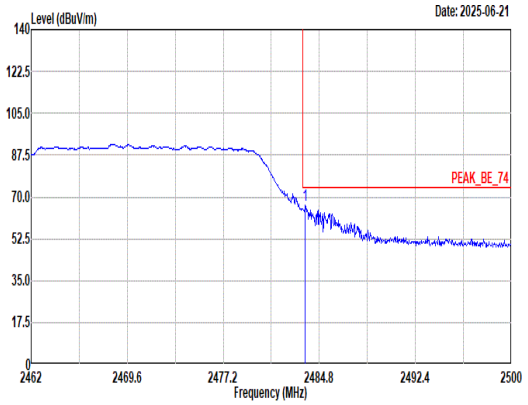 Site : 03CH21-HY Condition: PEAK_BE_74 3m DRH18-E_LE2C03A18EN_240711 VERTICAL : RBW:1000.000kHz VBW:3000.000kHz SWT:Auto Freq Level Limit Line Margin Read Level Ant Factor Cable Loss Preamp Factor Aux Factor APos TPos Remark MHz dBuV/m dBuV/m dB dBuV dB/m dB dB dB cm deg 1 2483.70 66.68 74.00 -7.32 54.07 26.64 8.94 33.00 10.03 100 82 Peak	Blank
Avg	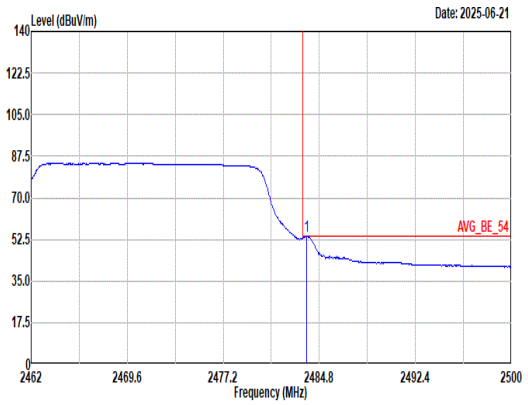 Site : 03CH21-HY Condition: AVG_BE_54 3m DRH18-E_LE2C03A18EN_240711 VERTICAL : RBW:1000.000kHz VBW:1.100kHz SWT:Auto Freq Level Limit Line Margin Read Level Ant Factor Cable Loss Preamp Factor Aux Factor APos TPos Remark MHz dBuV/m dBuV/m dB dBuV dB/m dB dB dB cm deg 1 2483.81 53.72 54.00 -0.28 41.11 26.64 8.94 33.00 10.03 100 82 Average	Blank

Mode	21	
	SHF	
ANT	1	
Pol.	Horizontal	Vertical
Peak	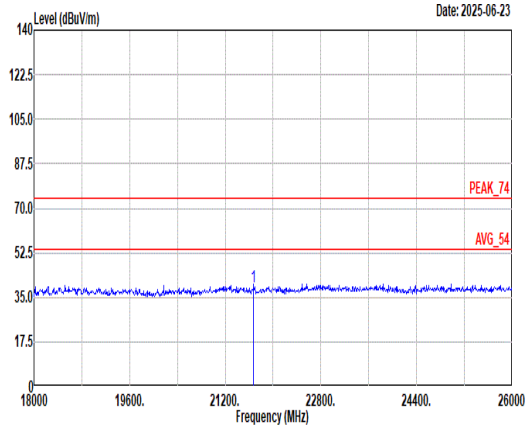 Site : 03CH21-HY Condition: PEAK_74 1m BBHA9170_1223_240624 HORIZONTAL Freq Level Limit Line Margin Read Level Ant Factor Cable Loss Preamp Factor Aux Factor APos TPos Remark MHz dBuV/m dBuV/m dB dBuV dB/m dB dB dB cm deg 1 21672.26 39.09 74.00 -34.91 44.95 38.26 27.12 61.70 -9.54 -- -- PEAK	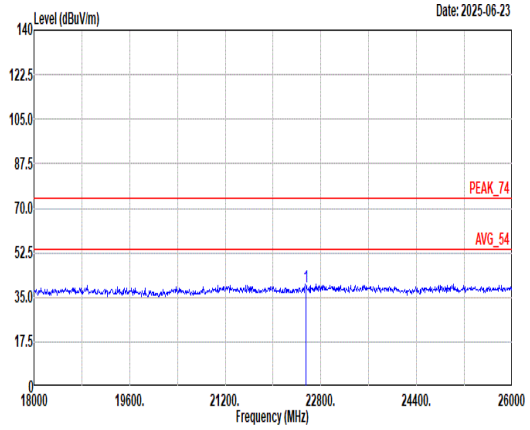 Site : 03CH21-HY Condition: PEAK_74 1m BBHA9170_1223_240624 VERTICAL Freq Level Limit Line Margin Read Level Ant Factor Cable Loss Preamp Factor Aux Factor APos TPos Remark MHz dBuV/m dBuV/m dB dBuV dB/m dB dB dB cm deg 1 22545.04 39.06 74.00 -34.94 42.94 38.58 27.70 60.62 -9.54 -- -- PEAK

Mode	22	
	LF	
ANT	1	
Pol.	Horizontal	Vertical
QP/ Peak	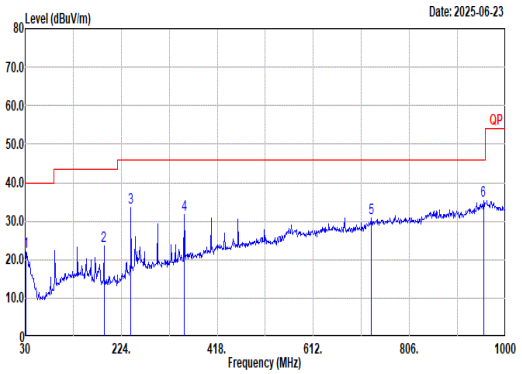	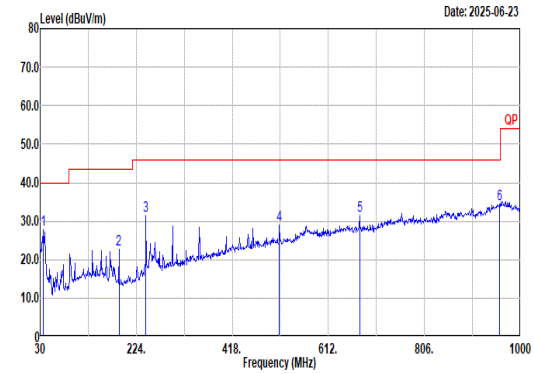

Site : 03CH21-HY
Condition: QP 3m LF_63303&001_241217 HORIZONTAL

	Freq	Level	Limit Line	Margin	Read Level	Ant Factor	Cable Loss	Preamp Factor	Aux Factor	APos	TPos	Remark
	MHz	dBuV/m	dBuV/m	dB	dBuV	dB/m	dB	dB	dB	cm	deg	
1	30.97	22.15	40.00	-17.85	29.48	24.43	0.87	32.65	0.02	--	--	Peak
2	189.08	23.65	43.50	-19.85	39.12	14.70	2.39	32.62	0.06	--	--	Peak
3	243.40	33.39	46.00	-12.61	45.45	17.78	2.71	32.62	0.07	--	--	Peak
4	351.07	31.81	46.00	-14.19	40.62	20.52	3.30	32.70	0.07	--	--	Peak
5	729.37	30.81	46.00	-15.19	31.06	27.67	4.74	32.79	0.13	--	--	Peak
6	955.38	35.40	46.00	-10.60	29.59	31.50	5.46	31.36	0.21	--	--	Peak

Site : 03CH21-HY
Condition: QP 3m LF_63303&001_241217 VERTICAL

	Freq	Level	Limit Line	Margin	Read Level	Ant Factor	Cable Loss	Preamp Factor	Aux Factor	APos	TPos	Remark
	MHz	dBuV/m	dBuV/m	dB	dBuV	dB/m	dB	dB	dB	cm	deg	
1	36.79	27.63	40.00	-12.37	37.70	21.58	0.97	32.64	0.02	--	--	Peak
2	189.08	22.61	43.50	-20.89	38.08	14.70	2.39	32.62	0.06	--	--	Peak
3	243.40	31.51	46.00	-14.49	43.57	17.78	2.71	32.62	0.07	--	--	Peak
4	513.06	29.06	46.00	-16.94	33.65	24.16	3.96	32.84	0.13	--	--	Peak
5	675.05	31.28	46.00	-14.72	32.89	26.60	4.57	32.90	0.12	--	--	Peak
6	958.29	34.52	46.00	-11.48	28.67	31.50	5.47	31.33	0.21	--	--	Peak

Appendix C. Duty Cycle Plots

Band	Duty Cycle (%)	T(us)	1/T(kHz)	VBW Setting
802.11b	84.96	12430	0.08	82Hz
802.11g	48.02	2060	0.49	510Hz
2.4GHz 802.11n HT20	36.43	1920	0.52	560Hz
2.4GHz 802.11n HT40	27.54	942	1.06	1.1kHz

802.11b

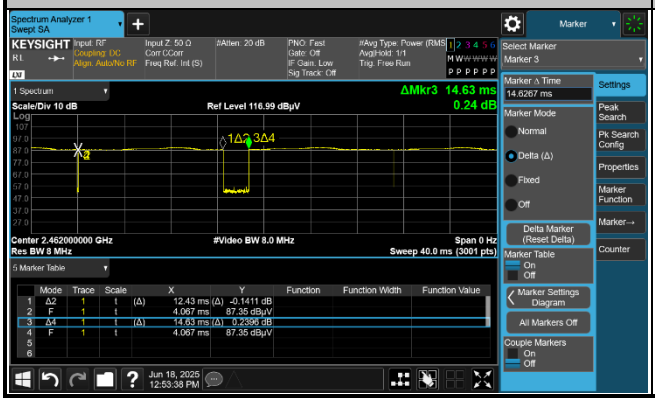

802.11g

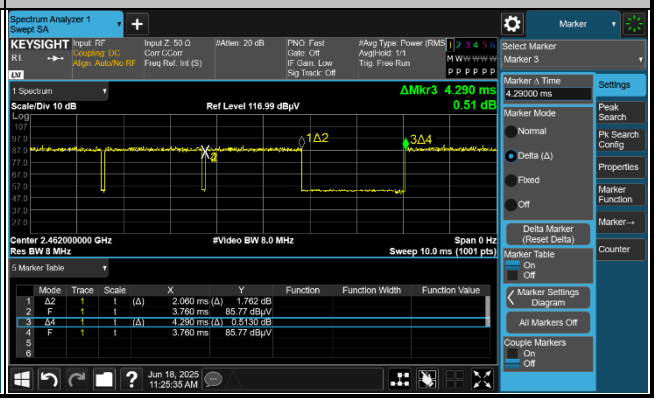

802.11n HT20

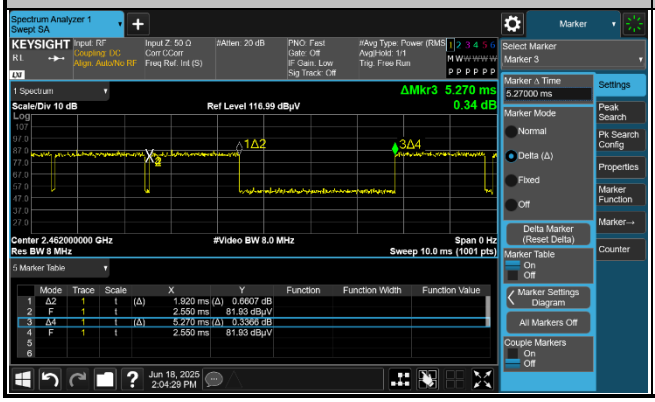
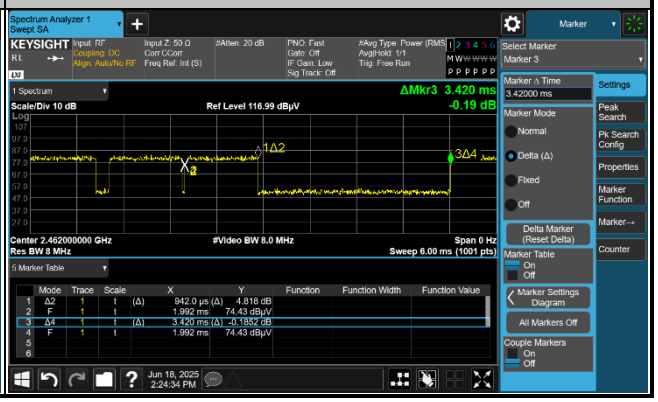
802.11n HT40