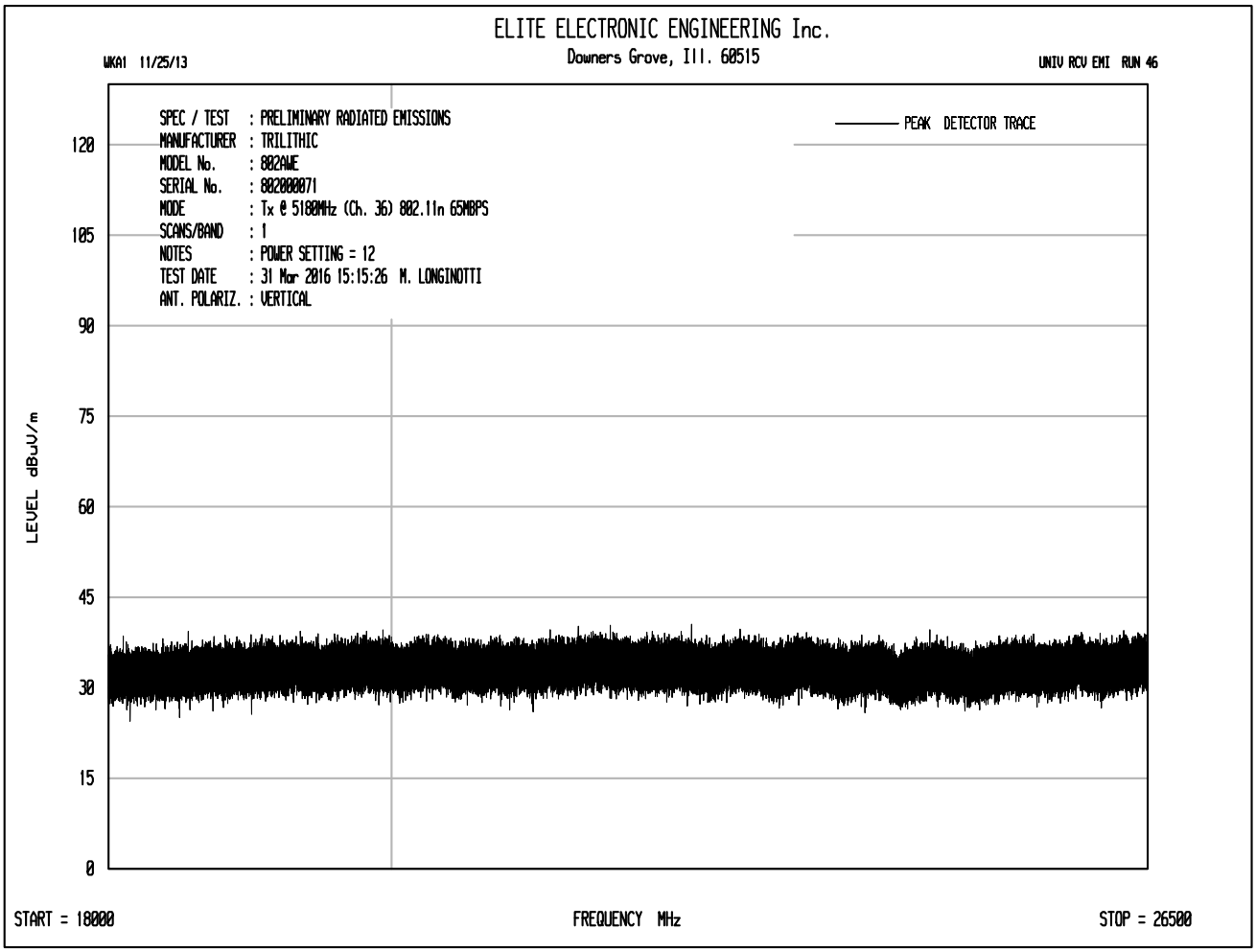
ELITE ELECTRONIC ENGINEERING Inc.
Downers Grove, Ill. 60515
WKA1 11/25/13
UNIV RCV EMI RUN 46
SPEC / TEST : PRELIMINARY RADIATED EMISSIONS
MANUFACTURER : TRILITHIC
MODEL No. : 802AWE
SERIAL No. : 802000071
MODE : Tx @ 5180MHz (Ch. 36) 802.11n 65MBPS
SCANS/BAND : 1
NOTES : POWER SETTING = 12
TEST DATE : 31 Mar 2016 15:15:26 M. LONGINOTTI
ANT. POLARIZ. : VERTICAL
PEAK DETECTOR TRACE
LEVEL dBuV/m
120
105
90
75
60
45
30
15
0
START = 18000
FREQUENCY MHz
STOP = 26500

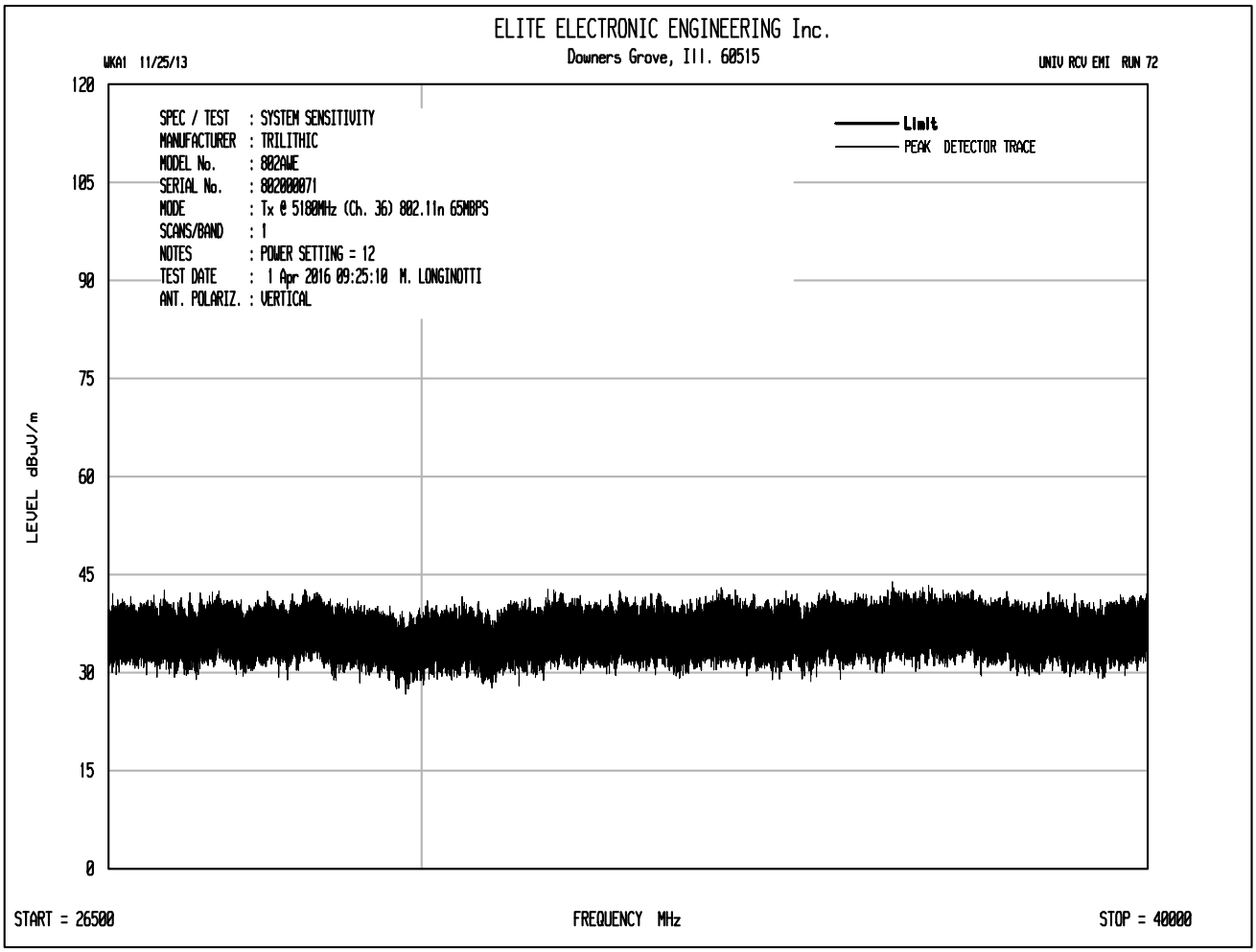
ELITE ELECTRONIC ENGINEERING Inc.
Downers Grove, Ill. 60515
WKA1 11/25/13
UNIV RCV EMI RUN 72
SPEC / TEST : SYSTEM SENSITIVITY
MANUFACTURER : TRILITHIC
MODEL No. : 802AWE
SERIAL No. : 802000071
MODE : Tx @ 5180MHz (Ch. 36) 802.11n 65MBPS
SCANS/BAND : 1
NOTES : POWER SETTING = 12
TEST DATE : 1 Apr 2016 09:25:10 M. LONGINOTTI
ANT. POLARIZ. : VERTICAL
Limit
PEAK DETECTOR TRACE
LEVEL dBuV/m
120
105
90
75
60
45
30
15
0
START = 26500
FREQUENCY MHz
STOP = 40000

ETR No. 8546A
DATA SHEET TEST NO. 22

RADIATED QP EMISSION MEASUREMENTS in a 3 m SEMI-ANECHOIC ROOM
SPECIFICATION : FCC 15C
MANUFACTURER : TRILITHIC
MODEL NO. : 802AWE
SERIAL NO. : 802000071
TEST MODE : Tx @ 5180MHz (Ch. 36) 802.11a 54MBPS
NOTES : 2 BEADS ON POWER SUPPLY CABLE
TEST DATE : 23 Mar 2016 19:25:27
TEST DISTANCE : 3 m

FREQUENCY MHz	QP READING dBuV	ANT FAC dB	CBL FAC dB	EXT ATTN dB	DIST FAC dB	TOTAL dBuV/m	QP LIMIT dBuV/m	AZ deg	ANT HT cm	ANT POL
46.08	14.6	15.8	.5	0.0	0.0	30.8	40.0	45	120	V
58.33	22.8	12.5	.5	0.0	0.0	35.9	40.0	45	200	V
96.35	17.9	16.3	.5	0.0	0.0	34.7	43.5	135	120	V
105.41	17.5	17.5	.5	0.0	0.0	35.6	43.5	135	120	V
122.65	14.8	18.2	.6	0.0	0.0	33.7	43.5	90	200	V
146.80	4.5	16.6	.8	0.0	0.0	21.9	43.5	180	120	V
174.17	16.8	15.7	.9	0.0	0.0	33.4	43.5	90	340	H
237.50	15.1	17.1	1.0	0.0	0.0	33.2	46.0	90	120	H
364.16	12.8	20.8	1.3	0.0	0.0	34.9	46.0	225	200	V
380.00	15.8	20.8	1.4	0.0	0.0	38.0	46.0	0	340	V
522.50	14.6	23.7	1.5	0.0	0.0	39.8	46.0	225	200	H
585.83	14.5	24.7	1.5	0.0	0.0	40.7	46.0	45	200	H
708.52	-5.8	25.1	1.8	0.0	0.0	21.1	46.0	90	200	H
900.28	-4.5	26.5	2.0	0.0	0.0	24.0	46.0	180	120	H
951.45	-4.3	27.2	2.0	0.0	0.0	24.9	46.0	270	340	H

Manufacturer : Trilithic
Model No. : 802AWE
Serial No. :
Date Tested : January 18, 2016 through April 1, 2016
Test Performed : Radiated Spurious Emissions in Restricted Bands
Mode : Transmit at 5180MHz, 802.11a 54 Mb/sec, power setting = 12
Test Distance : 3 meters
Notes : Peak Readings with a 1MHz RBW

Freq. MHz	Ant Pol	Meter Reading (dBuV)	Ambient	CBL Fac (dB)	Ant Fac (dB)	Pre Amp (dB)	Peak Total dBuV/m at 3m	Peak Total uV/m at 3 m	Peak Limit uV/m at 3 m	Margin (dB)
15540.00	H	46.8	Ambient	9.0	40.9	-38.0	58.8	867.4	5000.0	-15.2
15540.00	V	47.0	Ambient	9.0	40.9	-38.0	59.0	887.6	5000.0	-15.0
20720.00	H	36.8	Ambient	2.3	40.1	-28.4	50.8	345.9	5000.0	-23.2
20720.00	V	36.7	Ambient	2.3	40.1	-28.4	50.7	341.9	5000.0	-23.3

Peak Total (dBuV/m) = Meter Reading (dBuV) + CBL Fac (dB) + Ant Fac (dB) + Pre Amp (dB)

Peak Total (uV/m) = 10^(Peak Total (dBuV/m)/20)

Manufacturer : Trilithic
Model No. : 802AWE
Serial No. :
Date Tested : January 18, 2016 through April 1, 2016
Test Performed : Radiated Spurious Emissions in Restricted Bands
Mode : Transmit at 5180MHz, 802.11a 54 Mb/sec, power setting = 12
Test Distance : 3 meters
Notes : Average Readings with a 1MHz RBW

Freq. MHz	Ant Pol	Meter Reading (dBuV)	Ambient	CBL Fac (dB)	Ant Fac (dB)	Pre Amp (dB)	Average Total dBuV/m at 3m	Average Total uV/m at 3 m	Average Limit uV/m at 3 m	Margin (dB)
15540.00	H	33.60	Ambient	9.0	40.9	-38.0	45.6	189.8	500.0	-8.4
15540.00	V	33.5	Ambient	9.0	40.9	-38.0	45.5	187.6	500.0	-8.5
20720.00	H	24.0	Ambient	2.3	40.1	-28.4	38.0	79.2	500.0	-16.0
20720.00	V	24.1	Ambient	2.3	40.1	-28.4	38.1	80.2	500.0	-15.9

Average Total (dBuV/m) = Meter Reading (dBuV) + CBL Fac (dB) + Ant Fac (dB) + Pre Amp (dB)

Average Total (uV/m) = 10^(Peak Total (dBuV/m)/20)

ETR No. 8546A
DATA SHEET TEST NO. 14

RADIATED QP EMISSION MEASUREMENTS in a 3 m SEMI-ANECHOIC ROOM
SPECIFICATION : FCC 15C
MANUFACTURER : TRILITHIC
MODEL NO. : 802AWE
SERIAL NO. : 802000071
TEST MODE : Tx @ 5180MHz (Ch. 36) 802.11n 65MBPS
NOTES : 2 BEADS ON POWER SUPPLY CABLE
TEST DATE : 23 Mar 2016 17:24:30
TEST DISTANCE : 3 m

FREQUENCY MHz	QP READING dBuV	ANT FAC dB	CBL FAC dB	EXT ATTN dB	DIST FAC dB	TOTAL dBuV/m	QP LIMIT dBuV/m	AZ deg	ANT HT cm	ANT POL
31.65	7.5	23.2	.5	0.0	0.0	31.2	40.0	180	120	V
55.65	22.1	13.0	.5	0.0	0.0	35.6	40.0	315	120	V
97.05	16.9	16.4	.5	0.0	0.0	33.7	43.5	225	120	V
104.87	17.3	17.5	.5	0.0	0.0	35.3	43.5	135	120	V
122.05	15.5	18.2	.6	0.0	0.0	34.4	43.5	90	120	V
147.53	4.1	16.6	.8	0.0	0.0	21.5	43.5	180	120	V
174.17	19.8	15.7	.9	0.0	0.0	36.4	43.5	225	200	H
190.00	14.6	14.9	1.0	0.0	0.0	30.4	43.5	45	120	H
364.16	12.5	20.8	1.3	0.0	0.0	34.6	46.0	135	200	V
395.83	16.2	20.6	1.5	0.0	0.0	38.3	46.0	180	200	V
522.50	15.6	23.7	1.5	0.0	0.0	40.8	46.0	90	200	H
585.83	14.8	24.7	1.5	0.0	0.0	41.0	46.0	45	200	H
732.38	-5.6	25.4	1.9	0.0	0.0	21.7	46.0	315	200	V
807.49	-1.8	26.0	2.0	0.0	0.0	26.2	46.0	45	120	H
934.16	.2	27.0	2.0	0.0	0.0	29.2	46.0	315	120	H

Manufacturer : Trilithic
Model No. : 802AWE
Serial No. :
Date Tested : January 18, 2016 through April 1, 2016
Test Performed : Radiated Spurious Emissions in Restricted Bands
Mode : Transmit at 5180MHz, 802.11n 65 Mb/sec, power setting = 12
Test Distance : 3 meters
Notes : Peak Readings with a 1MHz RBW

Freq. MHz	Ant Pol	Meter Reading (dBuV)	Ambient	CBL Fac (dB)	Ant Fac (dB)	Pre Amp (dB)	Peak Total dBuV/m at 3m	Peak Total uV/m at 3 m	Peak Limit uV/m at 3 m	Margin (dB)
15540.00	H	46.7	Ambient	9.0	40.9	-38.0	58.7	857.5	5000.0	-15.3
15540.00	V	46.9	Ambient	9.0	40.9	-38.0	58.9	877.5	5000.0	-15.1
20720.00	H	36.3	Ambient	2.3	40.1	-28.4	50.3	326.5	5000.0	-23.7
20720.00	V	36.6	Ambient	2.3	40.1	-28.4	50.6	338.0	5000.0	-23.4

Peak Total (dBuV/m) = Meter Reading (dBuV) + CBL Fac (dB) + Ant Fac (dB) + Pre Amp (dB)

Peak Total (uV/m) = 10^(Peak Total (dBuV/m)/20)

Manufacturer : Trilithic
Model No. : 802AWE
Serial No. :
Date Tested : January 18, 2016 through April 1, 2016
Test Performed : Radiated Spurious Emissions in Restricted Bands
Mode : Transmit at 5180MHz, 802.11n 65 Mb/sec, power setting = 12
Test Distance : 3 meters
Notes : Average Readings with a 1MHz RBW

Freq. MHz	Ant Pol	Meter Reading (dBuV)	Ambient	CBL Fac (dB)	Ant Fac (dB)	Pre Amp (dB)	Average Total dBuV/m at 3m	Average Total uV/m at 3 m	Average Limit uV/m at 3 m	Margin (dB)
15540.00	H	33.60	Ambient	9.0	40.9	-38.0	45.6	189.8	500.0	-8.4
15540.00	V	33.5	Ambient	9.0	40.9	-38.0	45.5	187.6	500.0	-8.5
20720.00	H	24.0	Ambient	2.3	40.1	-28.4	38.0	79.2	500.0	-16.0
20720.00	V	24.1	Ambient	2.3	40.1	-28.4	38.1	80.2	500.0	-15.9

Average Total (dBuV/m) = Meter Reading (dBuV) + CBL Fac (dB) + Ant Fac (dB) + Pre Amp (dB)

Average Total (uV/m) = 10^(Peak Total (dBuV/m)/20)

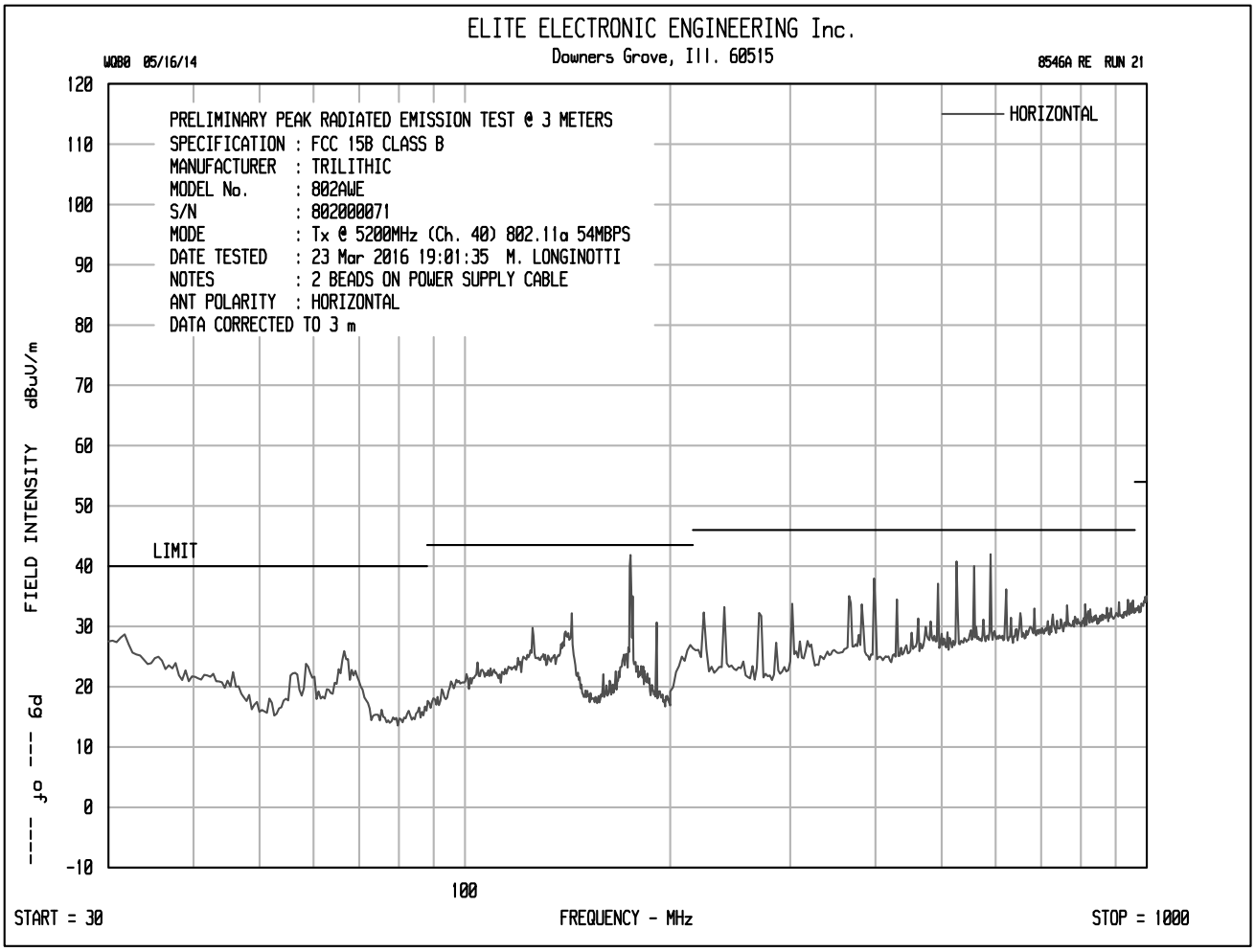
ELITE ELECTRONIC ENGINEERING Inc.
Downers Grove, Ill. 60515
W080 05/16/14
8546A RE RUN 21
PRELIMINARY PEAK RADIATED EMISSION TEST @ 3 METERS
SPECIFICATION : FCC 15B CLASS B
MANUFACTURER : TRILITHIC
MODEL No. : 802AWE
S/N : 802000071
MODE : Tx @ 5200MHz (Ch. 40) 802.11a 54MBPS
DATE TESTED : 23 Mar 2016 19:01:35 M. LONGINOTTI
NOTES : 2 BEADS ON POWER SUPPLY CABLE
ANT POLARITY : HORIZONTAL
DATA CORRECTED TO 3 m
HORIZONTAL
LIMIT
FIELD INTENSITY dBuV/m
---- fo --- 6d
120
110
100
90
80
70
60
50
40
30
20
10
0
-10
100
START = 30
FREQUENCY - MHz
STOP = 1000

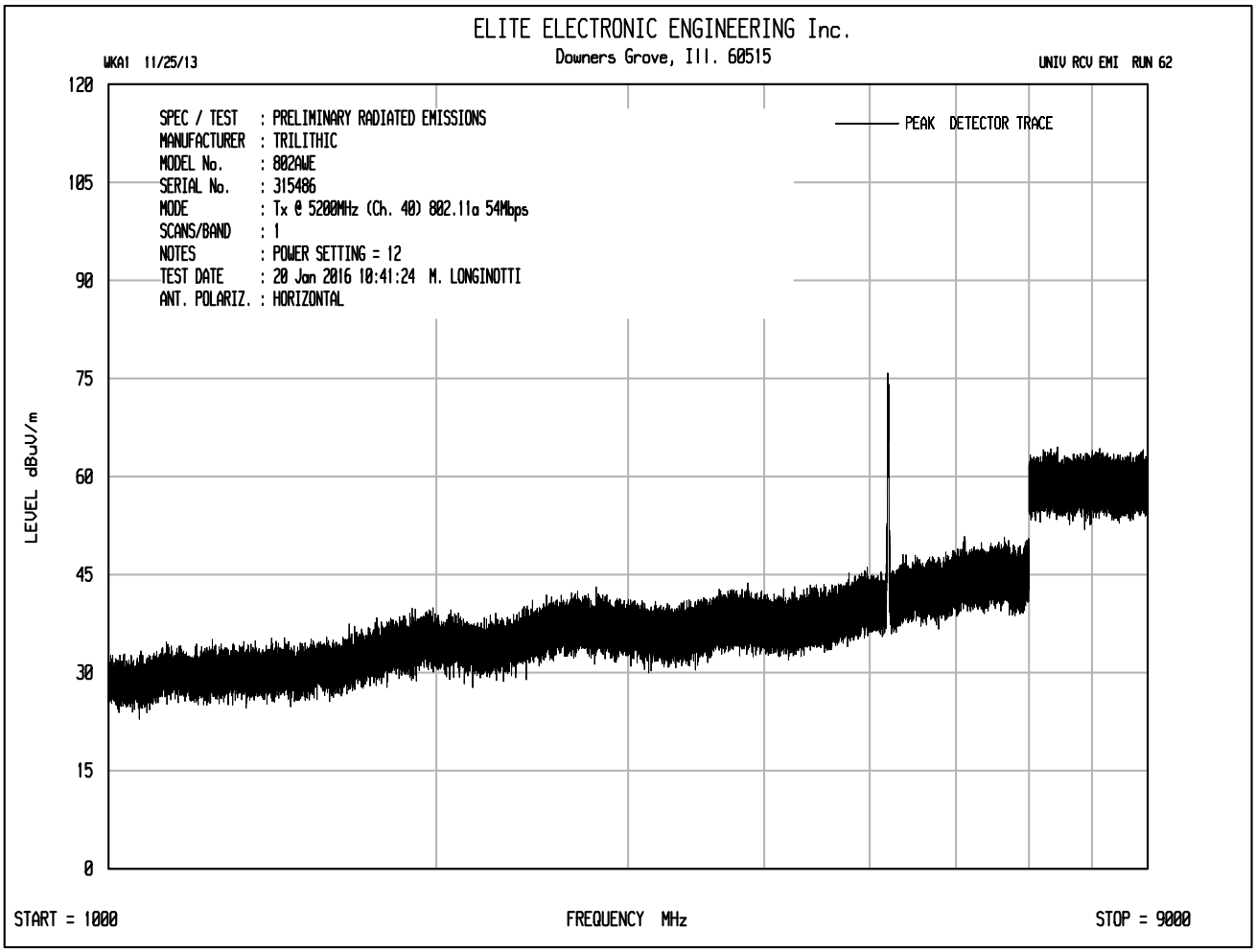
ELITE ELECTRONIC ENGINEERING Inc.
Downers Grove, Ill. 60515
WKA1 11/25/13
UNIV RCV EMI RUN 62
SPEC / TEST : PRELIMINARY RADIATED EMISSIONS
MANUFACTURER : TRILITHIC
MODEL No. : 802AWE
SERIAL No. : 315486
MODE : Tx @ 5200MHz (Ch. 40) 802.11a 54Mbps
SCANS/BAND : 1
NOTES : POWER SETTING = 12
TEST DATE : 20 Jan 2016 10:41:24 M. LONGINOTTI
ANT. POLARIZ. : HORIZONTAL
PEAK DETECTOR TRACE
LEVEL dBuV/m
120
105
90
75
60
45
30
15
0
START = 1000
FREQUENCY MHz
STOP = 9000

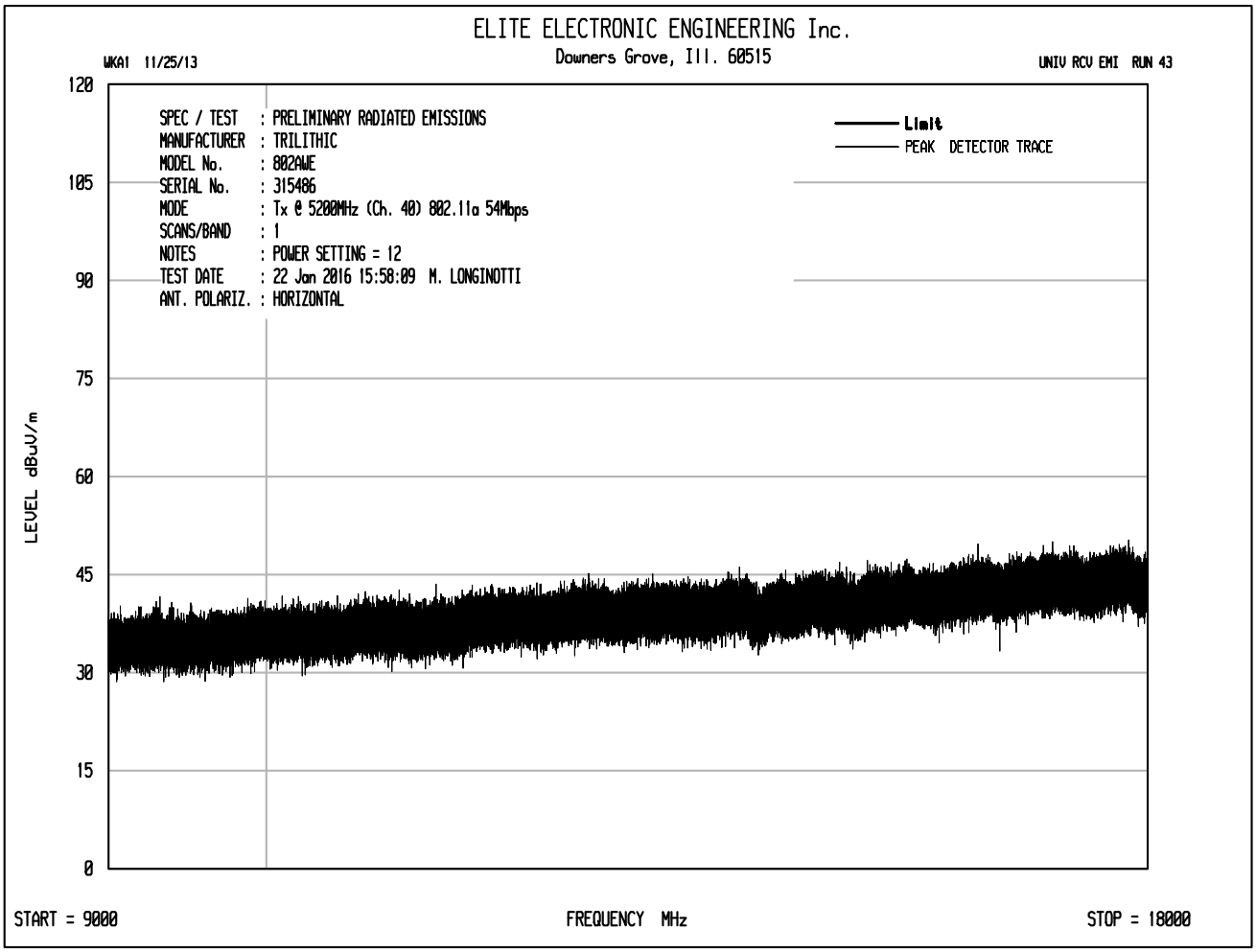
ELITE ELECTRONIC ENGINEERING Inc.
Downers Grove, Ill. 60515
WKA1 11/25/13
UNIV RCV EMI RUN 43
SPEC / TEST : PRELIMINARY RADIATED EMISSIONS
MANUFACTURER : TRILITHIC
MODEL No. : 802AWE
SERIAL No. : 315486
MODE : Tx @ 5200MHz (Ch. 40) 802.11a 54Mbps
SCANS/BAND : 1
NOTES : POWER SETTING = 12
TEST DATE : 22 Jan 2016 15:58:09 M. LONGINOTTI
ANT. POLARIZ. : HORIZONTAL
Limit
PEAK DETECTOR TRACE
LEVEL dBuV/m
120
105
90
75
60
45
30
15
0
START = 9000
FREQUENCY MHz
STOP = 18000

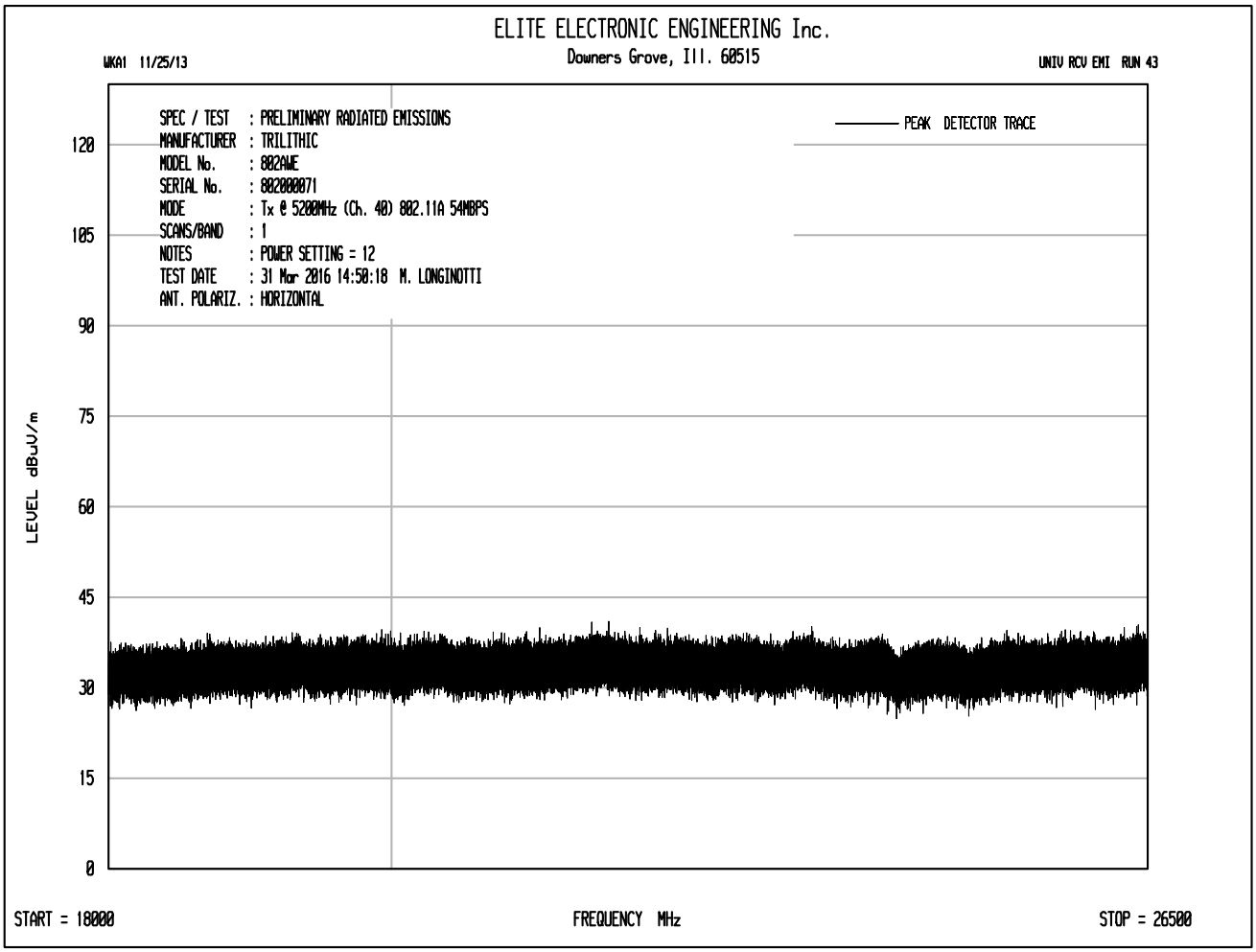
ELITE ELECTRONIC ENGINEERING Inc.
Downers Grove, Ill. 60515
WKA1 11/25/13
UNIV RCV EMI RUN 43
SPEC / TEST : PRELIMINARY RADIATED EMISSIONS
MANUFACTURER : TRILITHIC
MODEL No. : 802AWE
SERIAL No. : 802000071
MODE : Tx @ 5200MHz (Ch. 40) 802.11A 54MBPS
SCANS/BAND : 1
NOTES : POWER SETTING = 12
TEST DATE : 31 Mar 2016 14:50:18 M. LONGINOTTI
ANT. POLARIZ. : HORIZONTAL
PEAK DETECTOR TRACE
LEVEL dBuV/m
120
105
90
75
60
45
30
15
0
START = 18000
FREQUENCY MHz
STOP = 26500

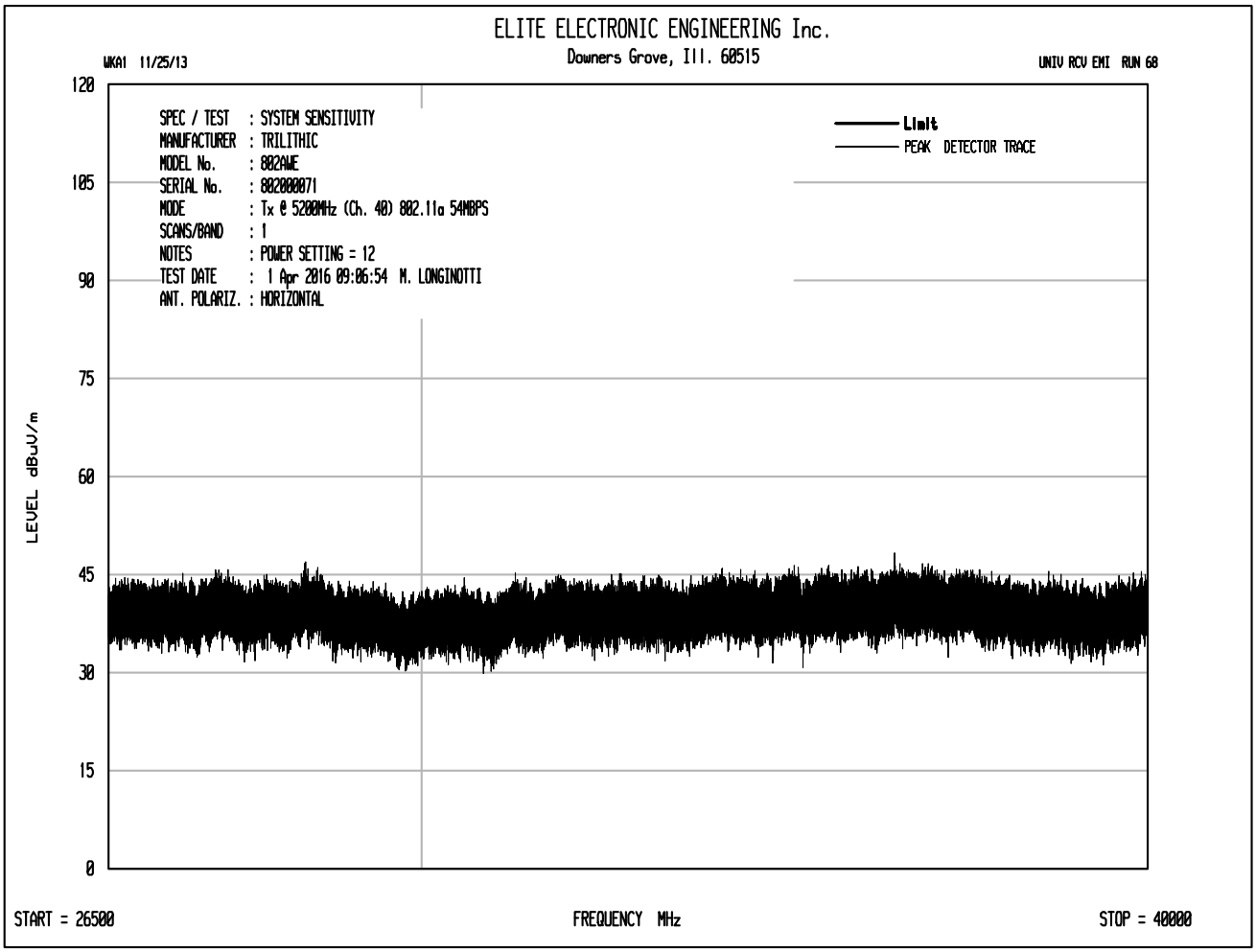
ELITE ELECTRONIC ENGINEERING Inc.
Downers Grove, Ill. 60515
WKA1 11/25/13
UNIV RCV EMI RUN 68
SPEC / TEST : SYSTEM SENSITIVITY
MANUFACTURER : TRILITHIC
MODEL No. : 802AWE
SERIAL No. : 802000071
MODE : Tx @ 5200MHz (Ch. 40) 802.11a 54MBPS
SCANS/BAND : 1
NOTES : POWER SETTING = 12
TEST DATE : 1 Apr 2016 09:06:54 M. LONGINOTTI
ANT. POLARIZ. : HORIZONTAL
Limit
PEAK DETECTOR TRACE
LEVEL dBuV/m
120
105
90
75
60
45
30
15
0
START = 26500
FREQUENCY MHz
STOP = 40000

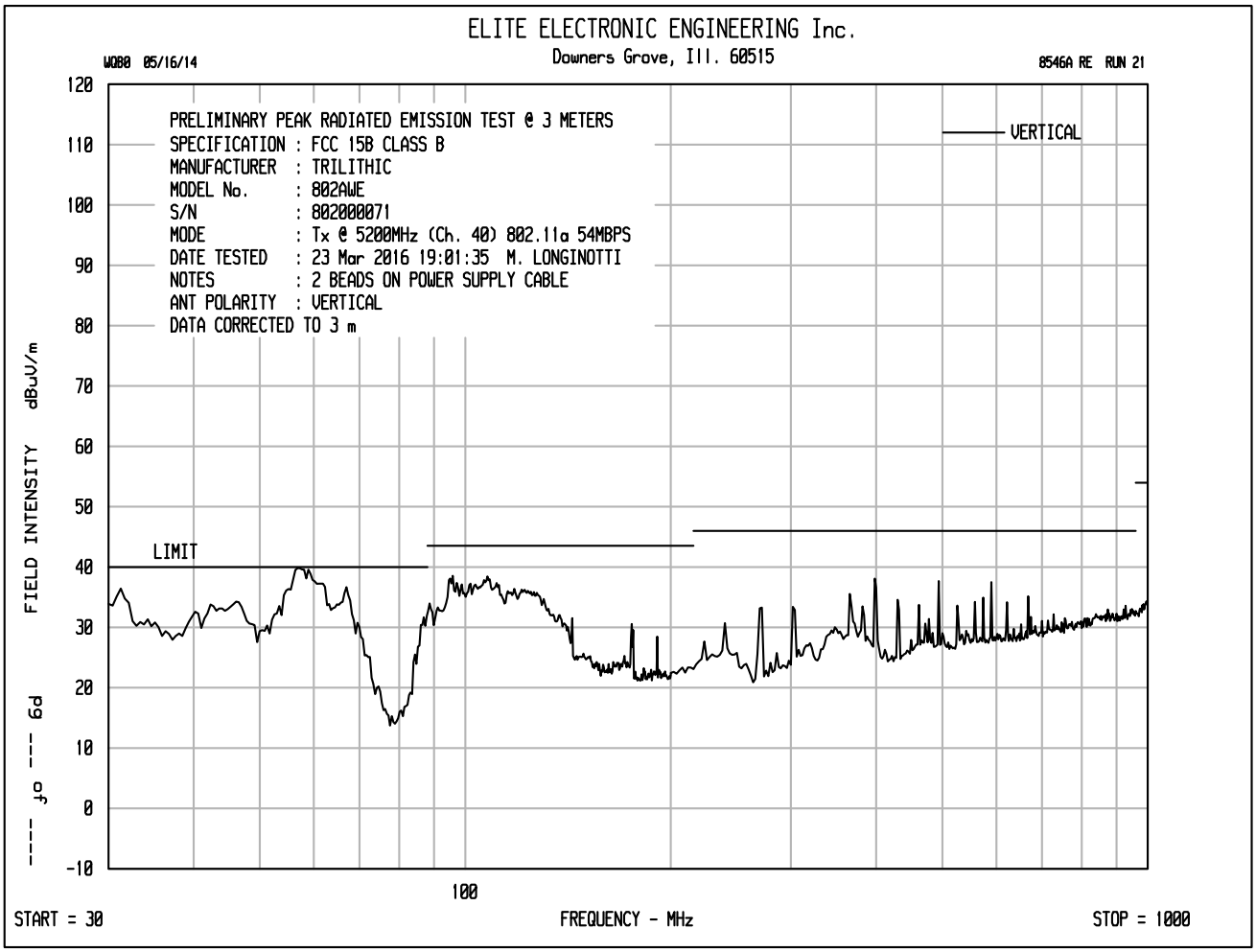
ELITE ELECTRONIC ENGINEERING Inc.
Downers Grove, Ill. 60515
WOBO 05/16/14
8546A RE RUN 21
PRELIMINARY PEAK RADIATED EMISSION TEST @ 3 METERS
SPECIFICATION : FCC 15B CLASS B
MANUFACTURER : TRILITHIC
MODEL No. : 802AWE
S/N : 802000071
MODE : Tx @ 5200MHz (Ch. 40) 802.11a 54MBPS
DATE TESTED : 23 Mar 2016 19:01:35 M. LONGINOTTI
NOTES : 2 BEADS ON POWER SUPPLY CABLE
ANT POLARITY : VERTICAL
DATA CORRECTED TO 3 m
VERTICAL
LIMIT
FIELD INTENSITY dBuV/m
---- µo --- 6d
120
110
100
90
80
70
60
50
40
30
20
10
0
-10
100
START = 30
FREQUENCY - MHz
STOP = 1000

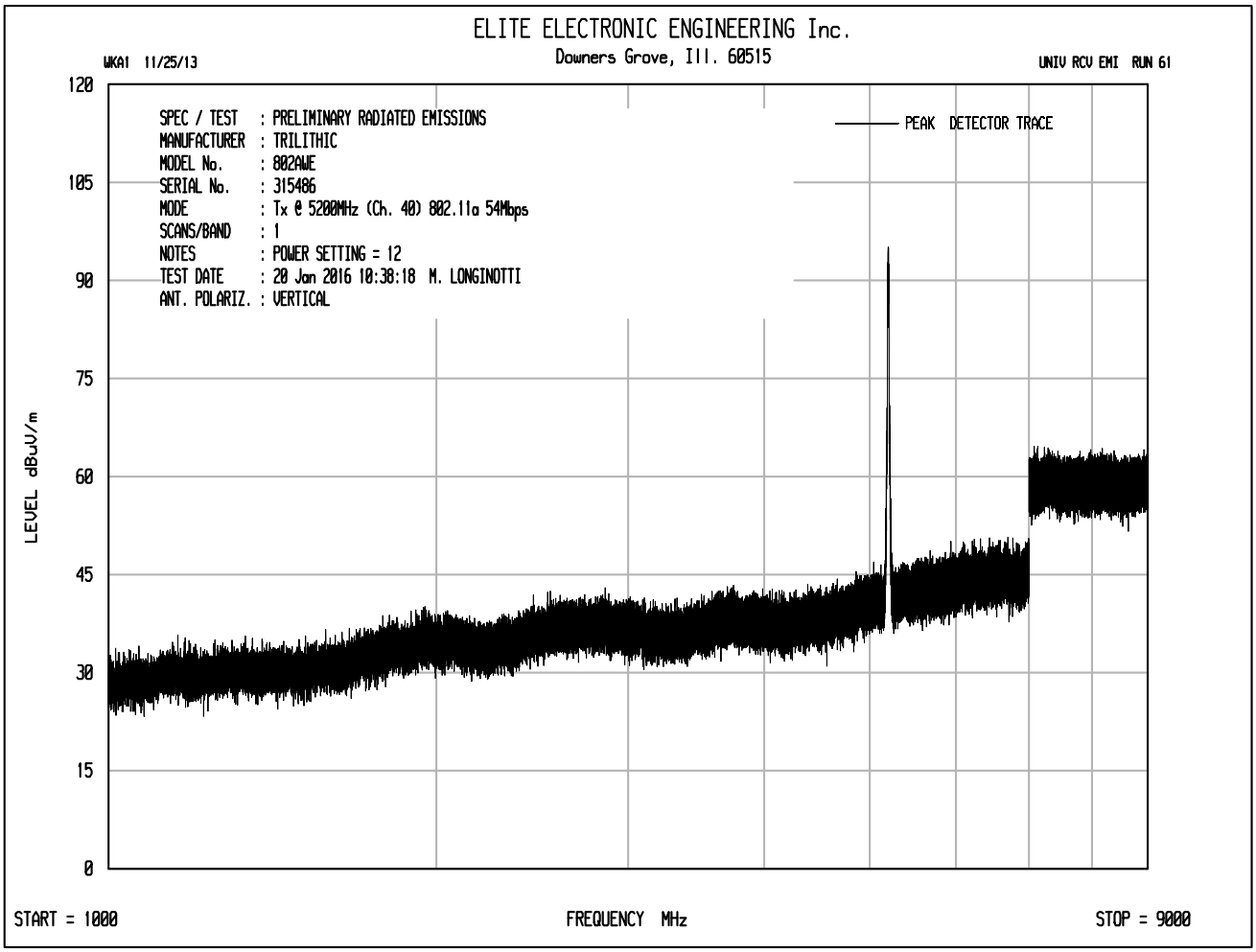
ELITE ELECTRONIC ENGINEERING Inc.
Downers Grove, Ill. 60515
WKA1 11/25/13
UNIV RCV EMI RUN 61
SPEC / TEST : PRELIMINARY RADIATED EMISSIONS
MANUFACTURER : TRILITHIC
MODEL No. : 802AWE
SERIAL No. : 315486
MODE : Tx @ 5200MHz (Ch. 40) 802.11a 54Mbps
SCANS/BAND : 1
NOTES : POWER SETTING = 12
TEST DATE : 20 Jan 2016 10:38:18 M. LONGINOTTI
ANT. POLARIZ. : VERTICAL
PEAK DETECTOR TRACE
LEVEL dBuV/m
120
105
90
75
60
45
30
15
0
START = 1000
FREQUENCY MHz
STOP = 9000

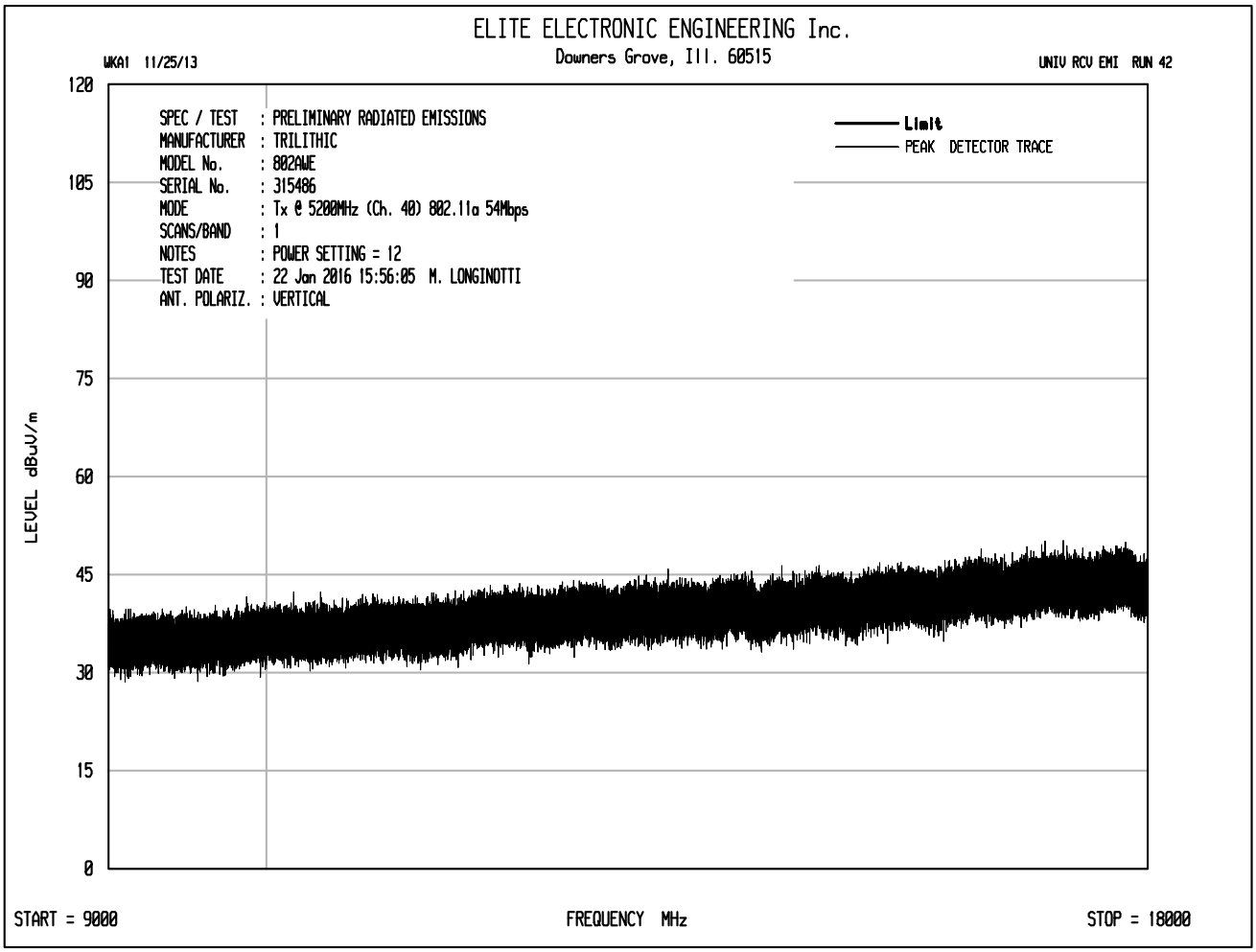
ELITE ELECTRONIC ENGINEERING Inc.
Downers Grove, Ill. 60515
WKA1 11/25/13
UNIV RCV EMI RUN 42
SPEC / TEST : PRELIMINARY RADIATED EMISSIONS
MANUFACTURER : TRILITHIC
MODEL No. : 802AWE
SERIAL No. : 315486
MODE : Tx @ 5200MHz (Ch. 40) 802.11a 54Mbps
SCANS/BAND : 1
NOTES : POWER SETTING = 12
TEST DATE : 22 Jan 2016 15:56:05 M. LONGINOTTI
ANT. POLARIZ. : VERTICAL
Limit
PEAK DETECTOR TRACE
LEVEL dBuV/m
120
105
90
75
60
45
30
15
0
START = 9000
FREQUENCY MHz
STOP = 18000

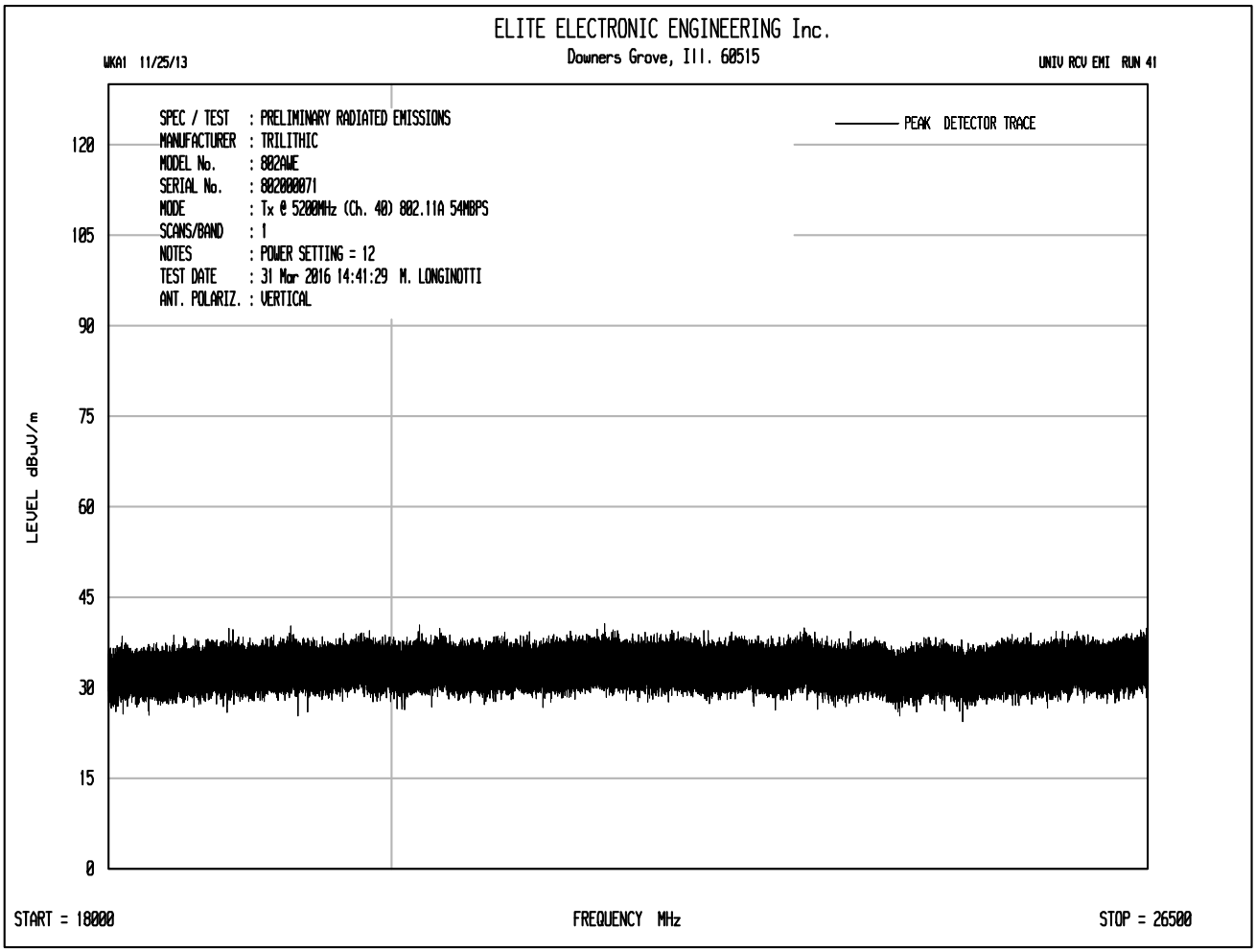
ELITE ELECTRONIC ENGINEERING Inc.
Downers Grove, Ill. 60515
WKA1 11/25/13
UNIV RCV EMI RUN 41
SPEC / TEST : PRELIMINARY RADIATED EMISSIONS
MANUFACTURER : TRILITHIC
MODEL No. : 802AWE
SERIAL No. : 802000071
MODE : Tx @ 5200MHz (Ch. 40) 802.11A 54MBPS
SCANS/BAND : 1
NOTES : POWER SETTING = 12
TEST DATE : 31 Mar 2016 14:41:29 M. LONGINOTTI
ANT. POLARIZ. : VERTICAL
PEAK DETECTOR TRACE
LEVEL dBuV/m
120
105
90
75
60
45
30
15
0
START = 18000
FREQUENCY MHz
STOP = 26500

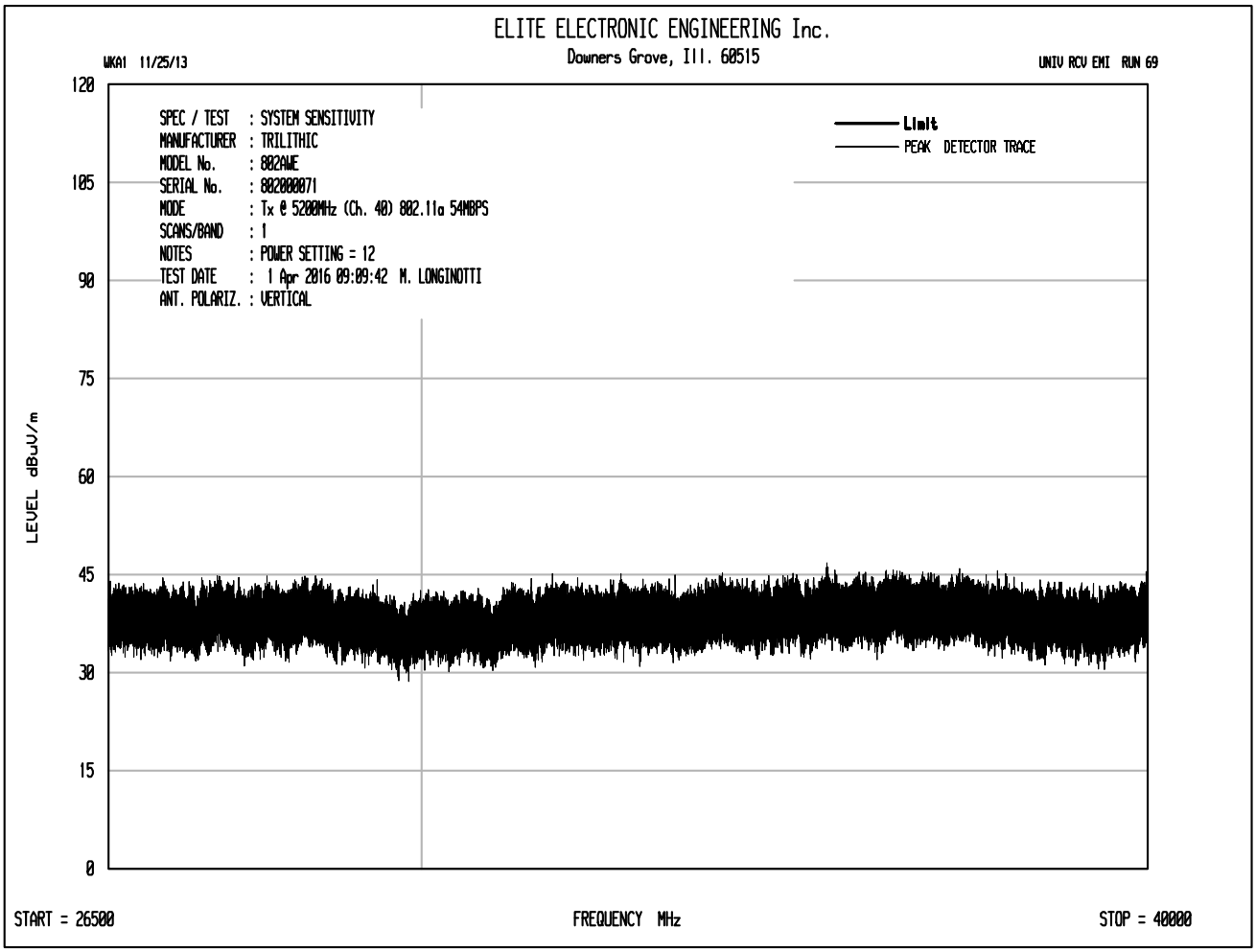
ELITE ELECTRONIC ENGINEERING Inc.
Downers Grove, Ill. 60515
WKA1 11/25/13
UNIV RCV EMI RUN 69
SPEC / TEST : SYSTEM SENSITIVITY
MANUFACTURER : TRILITHIC
MODEL No. : 802AWE
SERIAL No. : 802000071
MODE : Tx @ 5200MHz (Ch. 40) 802.11a 54MBPS
SCANS/BAND : 1
NOTES : POWER SETTING = 12
TEST DATE : 1 Apr 2016 09:09:42 M. LONGINOTTI
ANT. POLARIZ. : VERTICAL
Limit
PEAK DETECTOR TRACE
LEVEL dBuV/m
120
105
90
75
60
45
30
15
0
START = 26500
FREQUENCY MHz
STOP = 40000

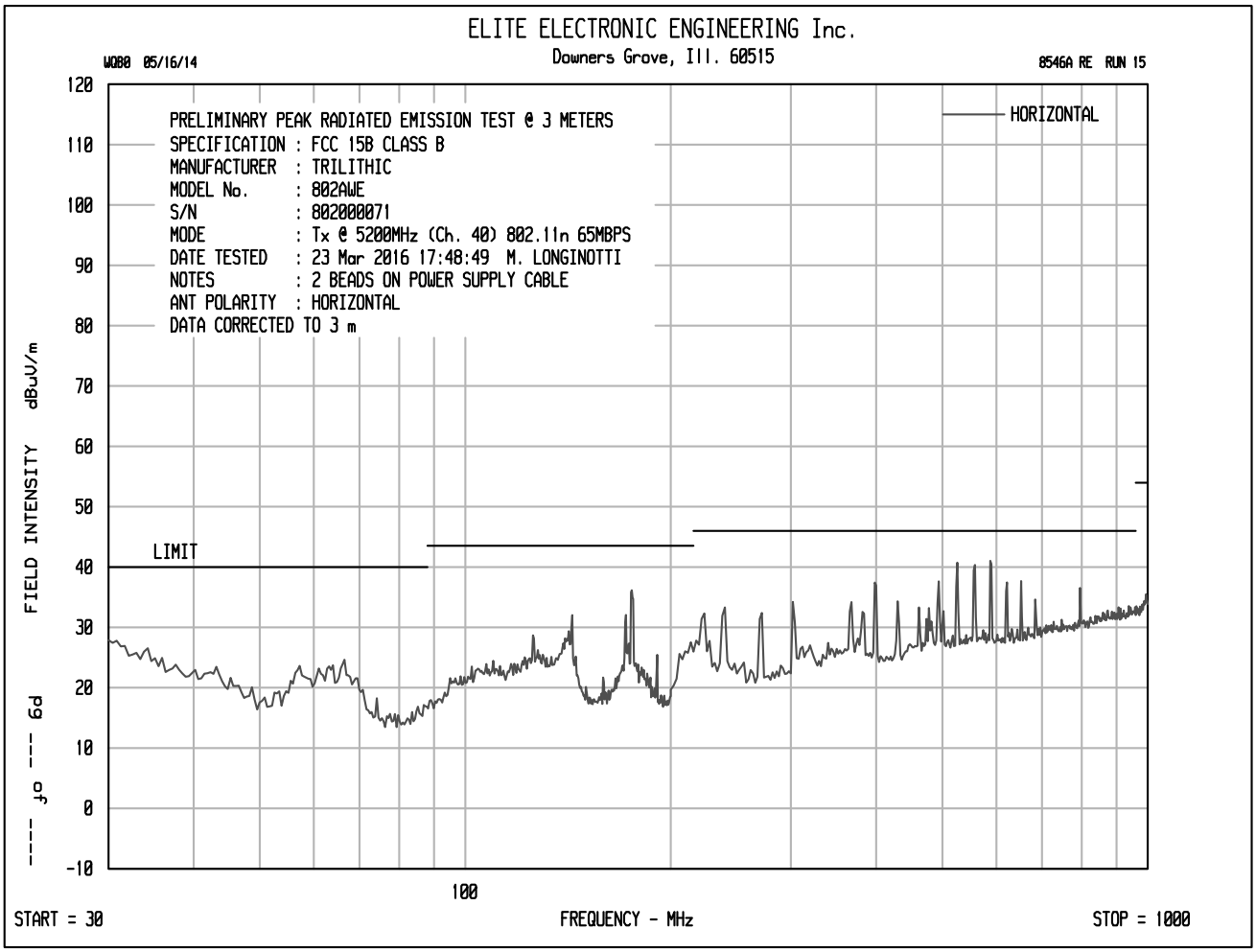
ELITE ELECTRONIC ENGINEERING Inc.
Downers Grove, Ill. 60515
W080 05/16/14
8546A RE RUN 15
PRELIMINARY PEAK RADIATED EMISSION TEST @ 3 METERS
SPECIFICATION : FCC 15B CLASS B
MANUFACTURER : TRILITHIC
MODEL No. : 802AWE
S/N : 802000071
MODE : Tx @ 5200MHz (Ch. 40) 802.11n 65MBPS
DATE TESTED : 23 Mar 2016 17:48:49 M. LONGINOTTI
NOTES : 2 BEADS ON POWER SUPPLY CABLE
ANT POLARITY : HORIZONTAL
DATA CORRECTED TO 3 m
HORIZONTAL
LIMIT
FIELD INTENSITY dBuV/m
---- µo --- 6d
120
110
100
90
80
70
60
50
40
30
20
10
0
-10
100
START = 30
FREQUENCY - MHz
STOP = 1000

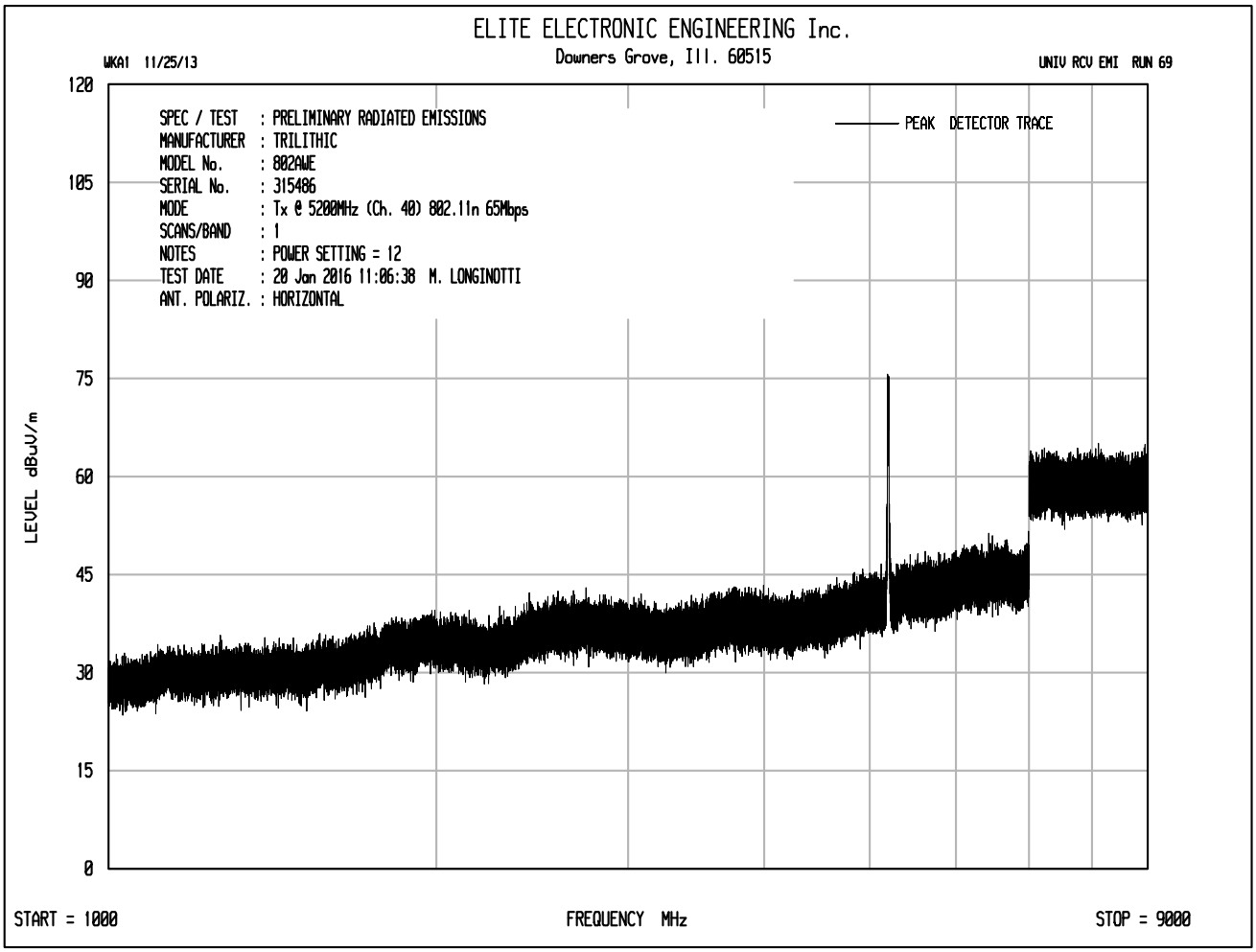
ELITE ELECTRONIC ENGINEERING Inc.
Downers Grove, Ill. 60515
WKA1 11/25/13
UNIV RCV EMI RUN 69
SPEC / TEST : PRELIMINARY RADIATED EMISSIONS
MANUFACTURER : TRILITHIC
MODEL No. : 802AWE
SERIAL No. : 315486
MODE : Tx @ 5200MHz (Ch. 40) 802.11n 65Mbps
SCANS/BAND : 1
NOTES : POWER SETTING = 12
TEST DATE : 20 Jan 2016 11:06:38 M. LONGINOTTI
ANT. POLARIZ. : HORIZONTAL
PEAK DETECTOR TRACE
LEVEL dBuV/m
120
105
90
75
60
45
30
15
0
START = 1000
FREQUENCY MHz
STOP = 9000

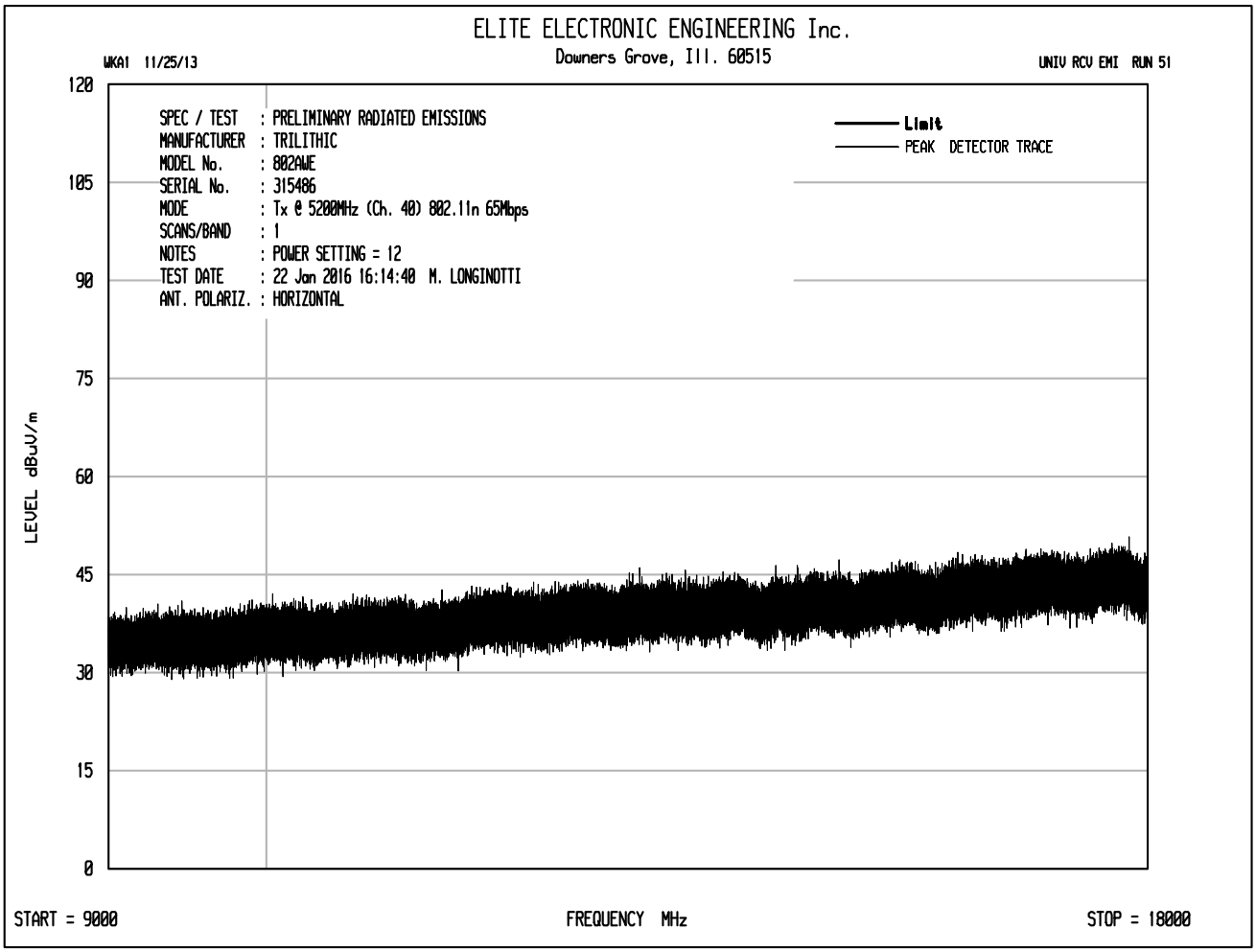
ELITE ELECTRONIC ENGINEERING Inc.
Downers Grove, Ill. 60515
WKA1 11/25/13
UNIV RCV EMI RUN 51
SPEC / TEST : PRELIMINARY RADIATED EMISSIONS
MANUFACTURER : TRILITHIC
MODEL No. : 802AWE
SERIAL No. : 315486
MODE : Tx @ 5200MHz (Ch. 40) 802.11n 65Mbps
SCANS/BAND : 1
NOTES : POWER SETTING = 12
TEST DATE : 22 Jan 2016 16:14:40 M. LONGINOTTI
ANT. POLARIZ. : HORIZONTAL
Limit
PEAK DETECTOR TRACE
LEVEL dBuV/m
120
105
90
75
60
45
30
15
0
START = 9000
FREQUENCY MHz
STOP = 18000

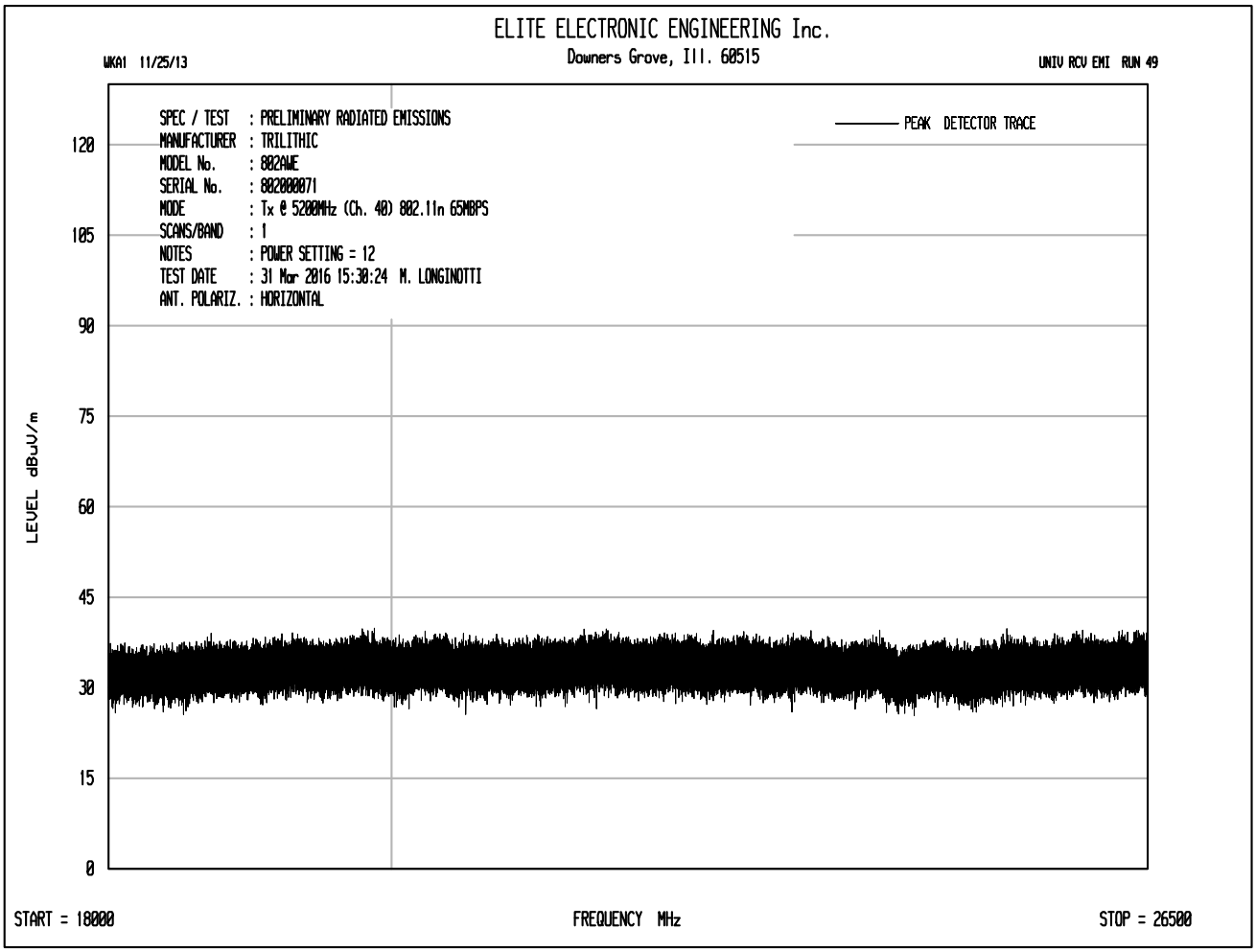
ELITE ELECTRONIC ENGINEERING Inc.
Downers Grove, Ill. 60515
WKA1 11/25/13
UNIV RCV EMI RUN 49
SPEC / TEST : PRELIMINARY RADIATED EMISSIONS
MANUFACTURER : TRILITHIC
MODEL No. : 802AWE
SERIAL No. : 802000071
MODE : Tx @ 5200MHz (Ch. 40) 802.11n 65MBPS
SCANS/BAND : 1
NOTES : POWER SETTING = 12
TEST DATE : 31 Mar 2016 15:30:24 M. LONGINOTTI
ANT. POLARIZ. : HORIZONTAL
PEAK DETECTOR TRACE
LEVEL dBuV/m
120
105
90
75
60
45
30
15
0
START = 18000
FREQUENCY MHz
STOP = 26500

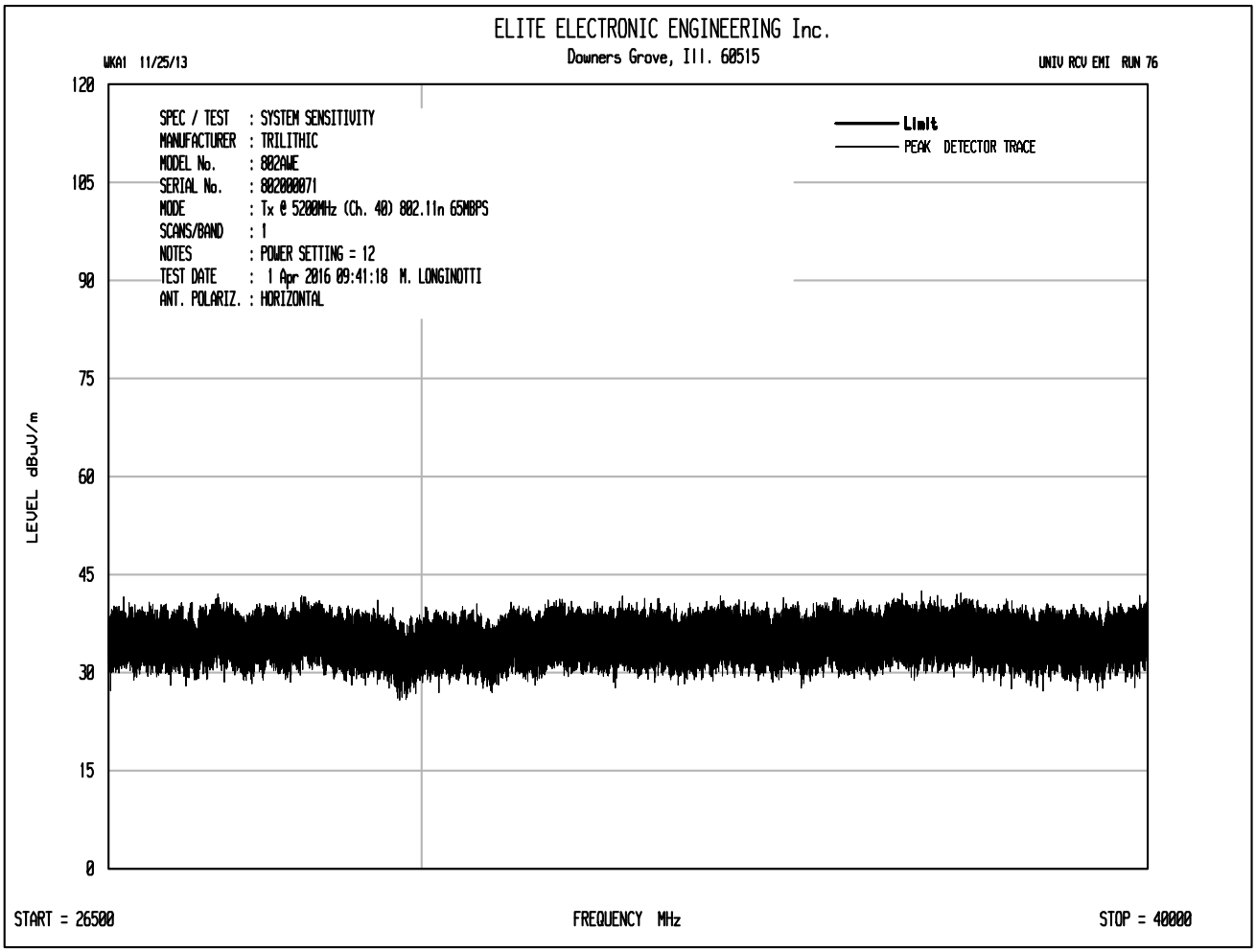
ELITE ELECTRONIC ENGINEERING Inc.
Downers Grove, Ill. 60515
WKA1 11/25/13
UNIV RCV EMI RUN 76
SPEC / TEST : SYSTEM SENSITIVITY
MANUFACTURER : TRILITHIC
MODEL No. : 802AWE
SERIAL No. : 802000071
MODE : Tx @ 5200MHz (Ch. 40) 802.11n 65MBPS
SCANS/BAND : 1
NOTES : POWER SETTING = 12
TEST DATE : 1 Apr 2016 09:41:18 M. LONGINOTTI
ANT. POLARIZ. : HORIZONTAL
Limit
PEAK DETECTOR TRACE
LEVEL dBuV/m
120
105
90
75
60
45
30
15
0
START = 26500
FREQUENCY MHz
STOP = 40000

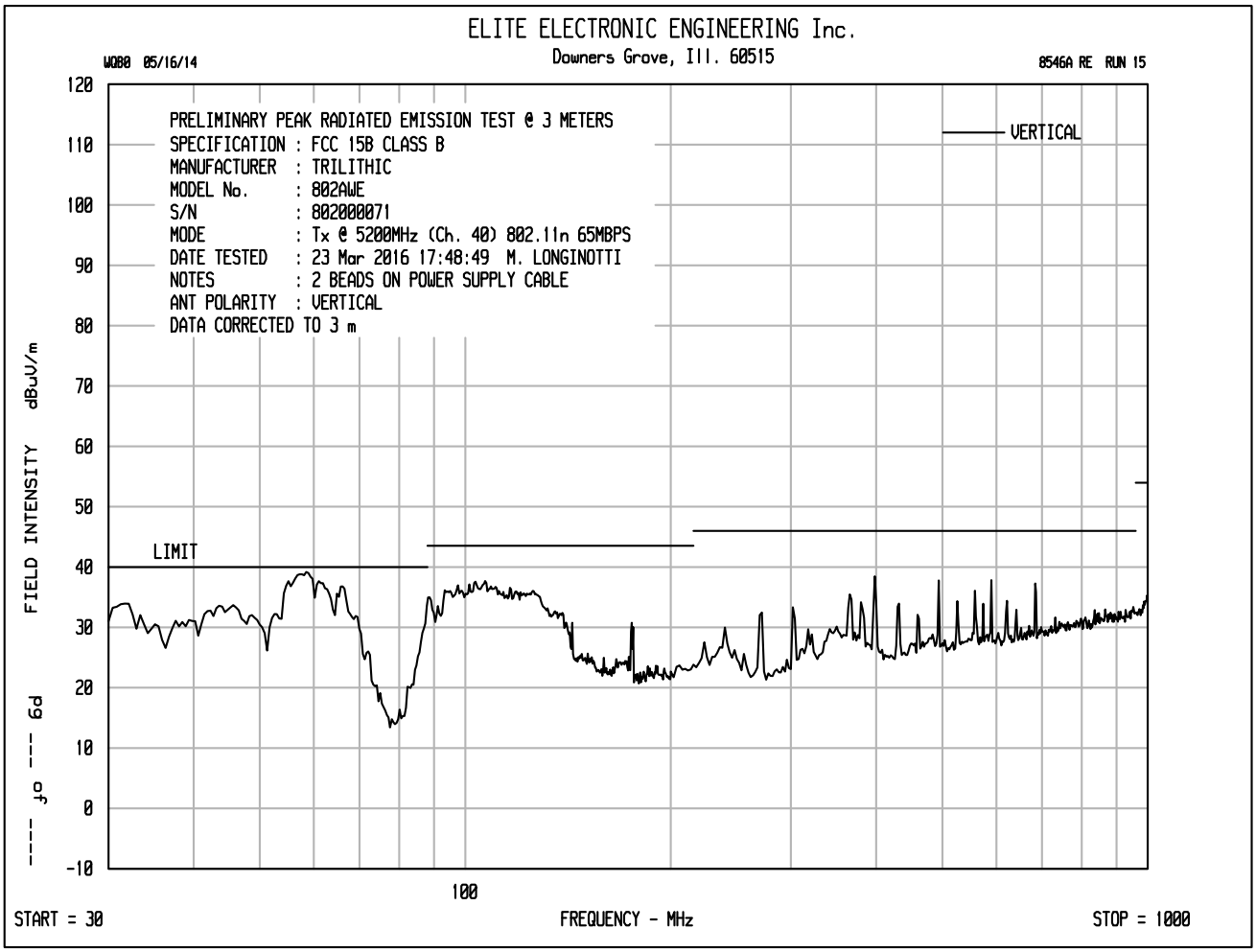
ELITE ELECTRONIC ENGINEERING Inc.
Downers Grove, Ill. 60515
WQB0 05/16/14
8546A RE RUN 15
PRELIMINARY PEAK RADIATED EMISSION TEST @ 3 METERS
SPECIFICATION : FCC 15B CLASS B
MANUFACTURER : TRILITHIC
MODEL No. : 802AWE
S/N : 802000071
MODE : Tx @ 5200MHz (Ch. 40) 802.11n 65MBPS
DATE TESTED : 23 Mar 2016 17:48:49 M. LONGINOTTI
NOTES : 2 BEADS ON POWER SUPPLY CABLE
ANT POLARITY : VERTICAL
DATA CORRECTED TO 3 m
VERTICAL
LIMIT
FIELD INTENSITY dBuV/m
---- 6d --- 6d ----
120
110
100
90
80
70
60
50
40
30
20
10
0
-10
100
START = 30
FREQUENCY - MHz
STOP = 1000

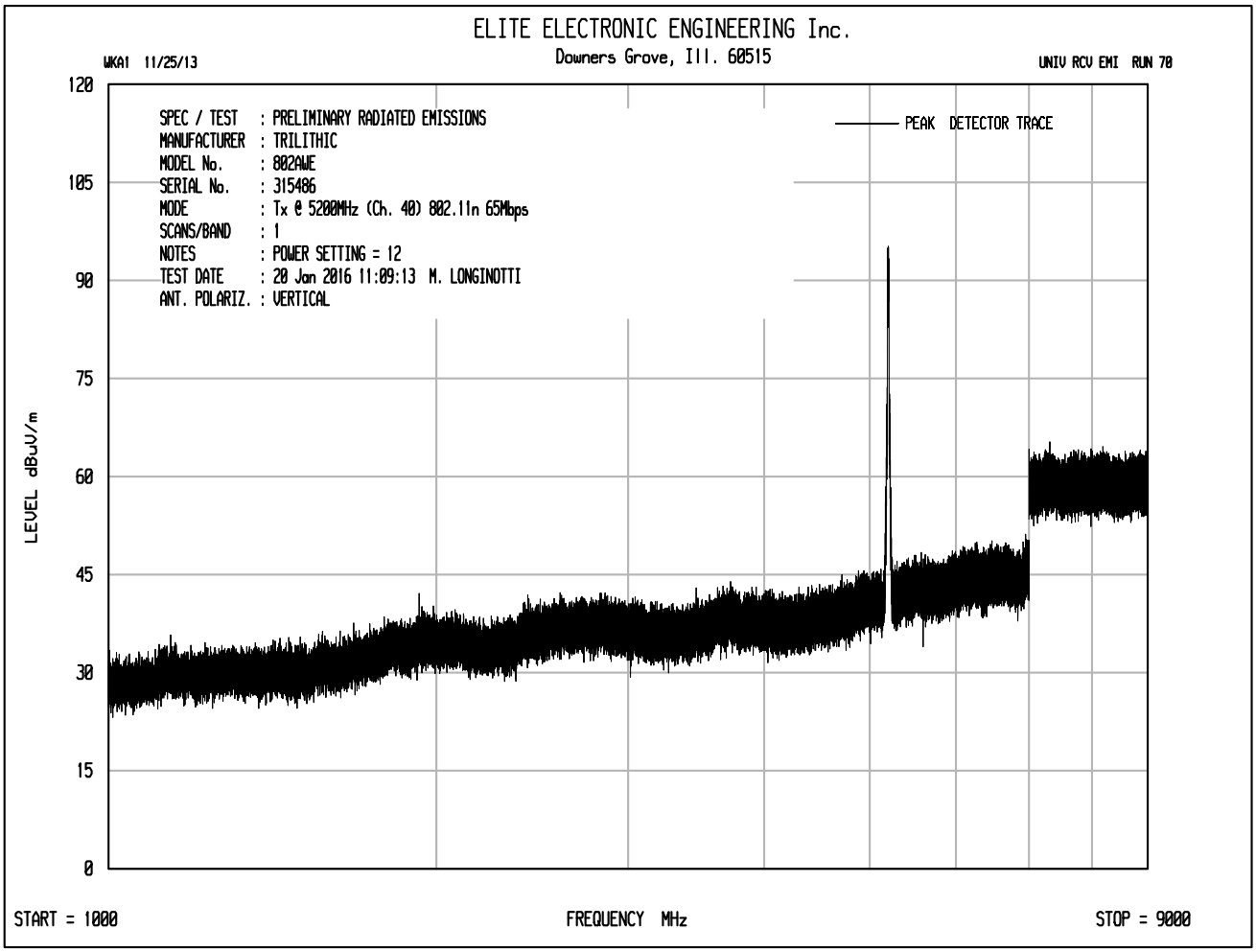
ELITE ELECTRONIC ENGINEERING Inc.
Downers Grove, Ill. 60515
WKA1 11/25/13
UNIV RCV EMI RUN 70
SPEC / TEST : PRELIMINARY RADIATED EMISSIONS
MANUFACTURER : TRILITHIC
MODEL No. : 802AWE
SERIAL No. : 315486
MODE : Tx @ 5200MHz (Ch. 40) 802.11n 65Mbps
SCANS/BAND : 1
NOTES : POWER SETTING = 12
TEST DATE : 20 Jan 2016 11:09:13 M. LONGINOTTI
ANT. POLARIZ. : VERTICAL
PEAK DETECTOR TRACE
LEVEL dBuV/m
120
105
90
75
60
45
30
15
0
START = 1000
FREQUENCY MHz
STOP = 9000

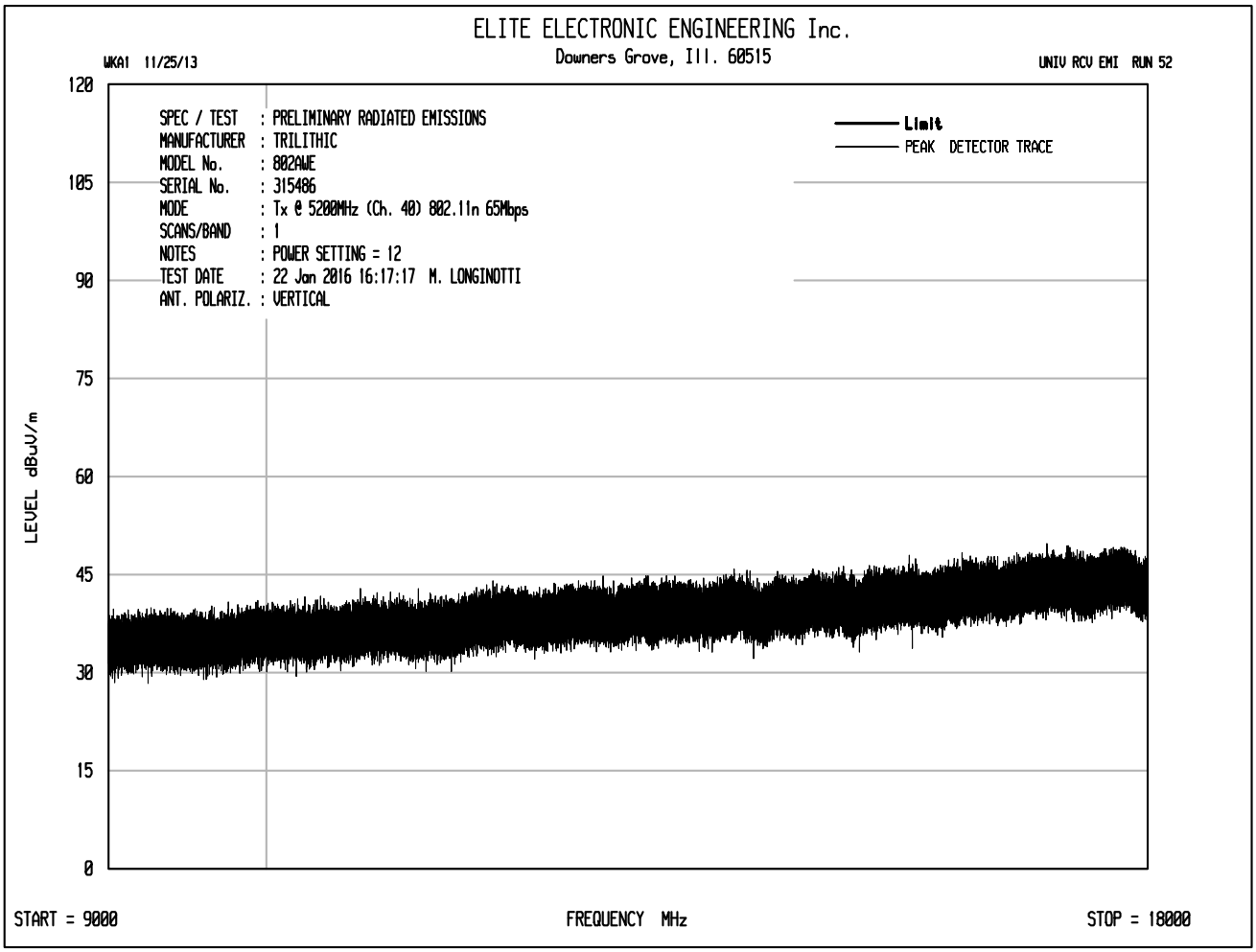
ELITE ELECTRONIC ENGINEERING Inc.
Downers Grove, Ill. 60515
WKA1 11/25/13
UNIV RCV EMI RUN 52
SPEC / TEST : PRELIMINARY RADIATED EMISSIONS
MANUFACTURER : TRILITHIC
MODEL No. : 802AWE
SERIAL No. : 315486
MODE : Tx @ 5200MHz (Ch. 40) 802.11n 65Mbps
SCANS/BAND : 1
NOTES : POWER SETTING = 12
TEST DATE : 22 Jan 2016 16:17:17 M. LONGINOTTI
ANT. POLARIZ. : VERTICAL
Limit
PEAK DETECTOR TRACE
LEVEL dBuV/m
120
105
90
75
60
45
30
15
0
START = 9000
FREQUENCY MHz
STOP = 18000

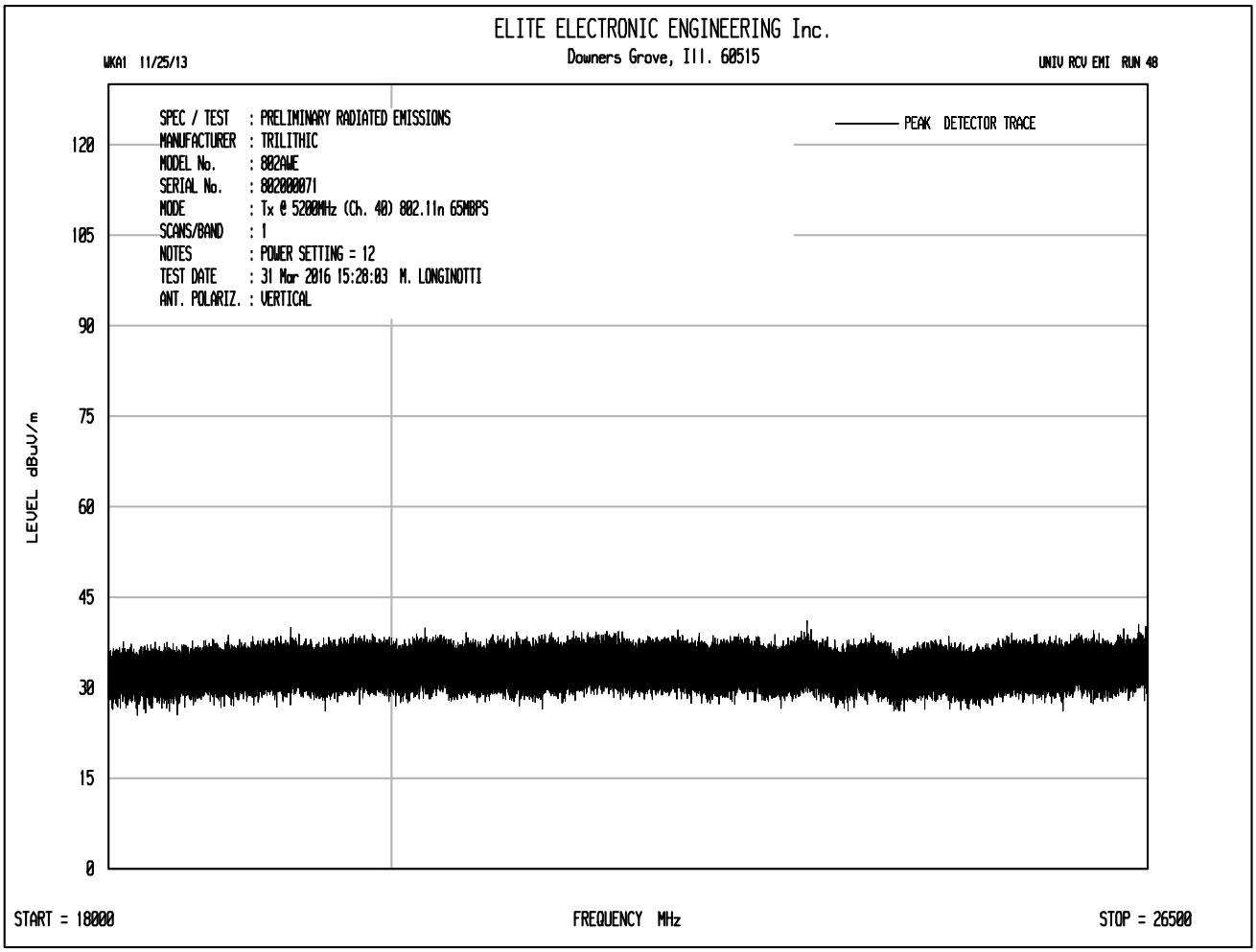
ELITE ELECTRONIC ENGINEERING Inc.
Downers Grove, Ill. 60515
WKA1 11/25/13
UNIV RCV EMI RUN 48
SPEC / TEST : PRELIMINARY RADIATED EMISSIONS
MANUFACTURER : TRILITHIC
MODEL No. : 802AWE
SERIAL No. : 80200071
MODE : Tx @ 5200MHz (Ch. 40) 802.11n 65MBPS
SCANS/BAND : 1
NOTES : POWER SETTING = 12
TEST DATE : 31 Mar 2016 15:28:03 M. LONGINOTTI
ANT. POLARIZ. : VERTICAL
PEAK DETECTOR TRACE
LEVEL dBuV/m
120
105
90
75
60
45
30
15
0
START = 18000
FREQUENCY MHz
STOP = 26500

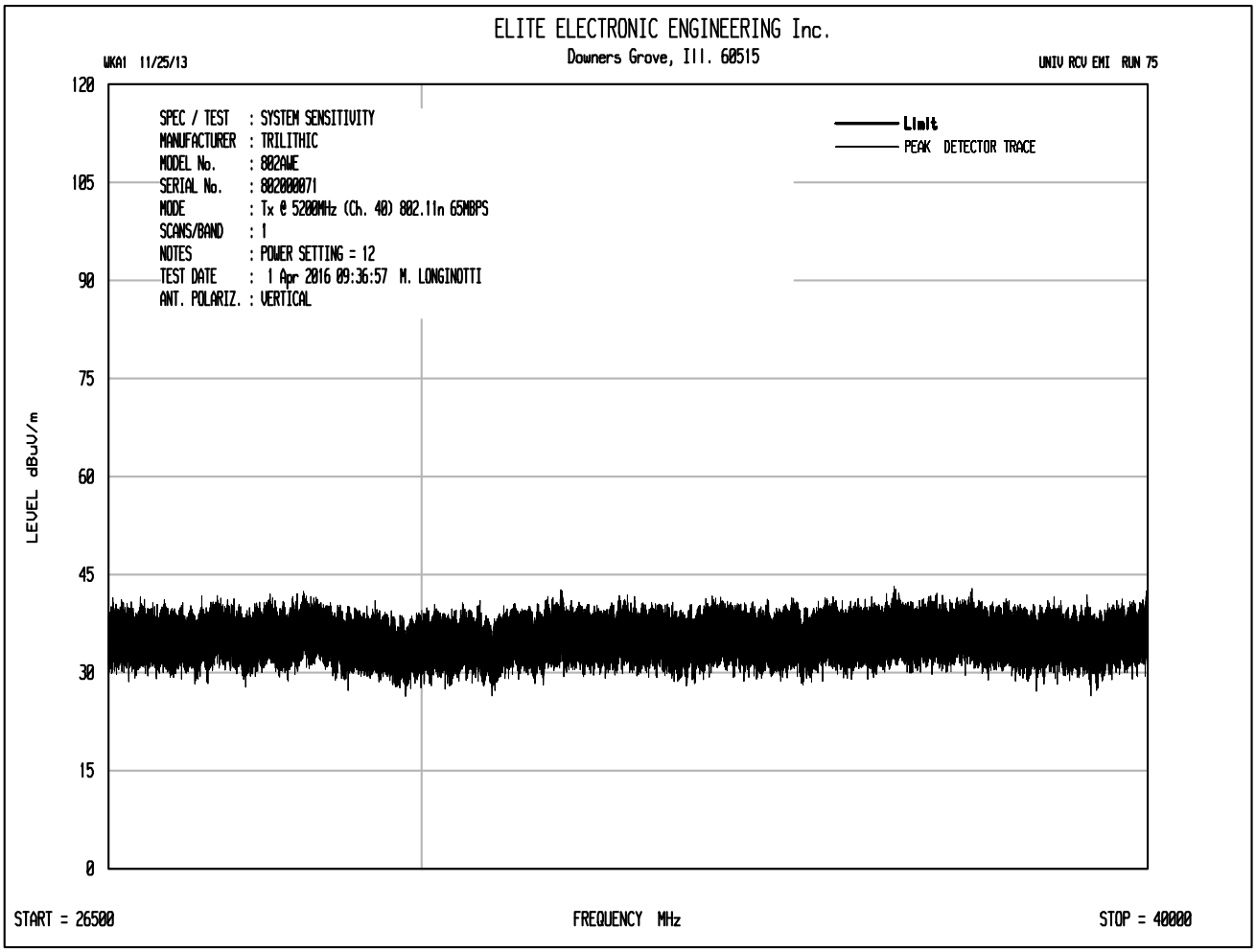
ELITE ELECTRONIC ENGINEERING Inc.
Downers Grove, Ill. 60515
WKA1 11/25/13
UNIV RCV EMI RUN 75
SPEC / TEST : SYSTEM SENSITIVITY
MANUFACTURER : TRILITHIC
MODEL No. : 802AWE
SERIAL No. : 802000071
MODE : Tx @ 5200MHz (Ch. 40) 802.11n 65MBPS
SCANS/BAND : 1
NOTES : POWER SETTING = 12
TEST DATE : 1 Apr 2016 09:36:57 M. LONGINOTTI
ANT. POLARIZ. : VERTICAL
Limit
PEAK DETECTOR TRACE
LEVEL dBuV/m
120
105
90
75
60
45
30
15
0
START = 26500
FREQUENCY MHz
STOP = 40000

ETR No. 8546A
DATA SHEET TEST NO. 21

RADIATED QP EMISSION MEASUREMENTS in a 3 m SEMI-ANECHOIC ROOM
SPECIFICATION : FCC 15C
MANUFACTURER : TRILITHIC
MODEL NO. : 802AWE
SERIAL NO. : 802000071
TEST MODE : Tx @ 5200MHz (Ch. 40) 802.11a 54MBPS
NOTES : 2 BEADS ON POWER SUPPLY CABLE
TEST DATE : 23 Mar 2016 19:01:35
TEST DISTANCE : 3 m

FREQUENCY MHz	QP READING dBuV	ANT FAC dB	CBL FAC dB	EXT ATTN dB	DIST FAC dB	TOTAL dBuV/m	QP LIMIT dBuV/m	AZ deg	ANT HT cm	ANT POL
56.48	22.9	12.8	.5	0.0	0.0	36.2	40.0	45	120	V
96.02	18.0	16.2	.5	0.0	0.0	34.7	43.5	135	120	V
105.85	17.3	17.6	.5	0.0	0.0	35.4	43.5	135	120	V
121.16	15.4	18.3	.6	0.0	0.0	34.3	43.5	90	120	V
146.89	3.3	16.6	.8	0.0	0.0	20.7	43.5	45	120	V
174.16	16.8	15.7	.9	0.0	0.0	33.5	43.5	45	120	H
237.50	14.4	17.1	1.0	0.0	0.0	32.5	46.0	270	120	H
364.16	12.7	20.8	1.3	0.0	0.0	34.8	46.0	225	200	V
395.83	16.1	20.6	1.5	0.0	0.0	38.2	46.0	225	200	V
522.50	15.4	23.7	1.5	0.0	0.0	40.6	46.0	90	200	H
585.83	14.7	24.7	1.5	0.0	0.0	40.9	46.0	270	200	H
765.44	-5.5	25.8	1.9	0.0	0.0	22.2	46.0	270	120	H
807.33	-4.8	26.0	2.0	0.0	0.0	23.2	46.0	225	200	H
934.15	-2.4	27.0	2.0	0.0	0.0	26.6	46.0	270	340	H

Manufacturer : Trilithic
Model No. : 802AWE
Serial No. :
Date Tested : January 18, 2016 through April 1, 2016
Test Performed : Radiated Spurious Emissions in Restricted Bands
Mode : Transmit at 5200MHz, 802.11a 54 Mb/sec, power setting = 12
Test Distance : 3 meters
Notes : Peak Readings with a 1MHz RBW

Freq. MHz	Ant Pol	Meter Reading (dBuV)	Ambient	CBL Fac (dB)	Ant Fac (dB)	Pre Amp (dB)	Peak Total dBuV/m at 3m	Peak Total uV/m at 3 m	Peak Limit uV/m at 3 m	Margin (dB)
15600.00	H	46.1	Ambient	9.0	41.1	-38.0	58.2	814.8	5000.0	-15.8
15600.00	V	46.3	Ambient	9.0	41.1	-38.0	58.4	833.8	5000.0	-15.6
20800.00	H	37.6	Ambient	2.3	40.1	-28.3	51.7	382.9	5000.0	-22.3
20800.00	V	37.3	Ambient	2.3	40.1	-28.3	51.4	369.9	5000.0	-22.6
31200.00	H	42.6	Ambient	1.9	43.9	-32.5	55.9	625.4	5000.0	-18.1
31200.00	V	42.0	Ambient	1.9	43.9	-32.5	55.3	583.6	5000.0	-18.7

Peak Total (dBuV/m) = Meter Reading (dBuV) + CBL Fac (dB) + Ant Fac (dB) + Pre Amp (dB)

Peak Total (uV/m) = 10^(Peak Total (dBuV/m)/20)

Manufacturer : Trilithic
Model No. : 802AWE
Serial No. :
Date Tested : January 18, 2016 through April 1, 2016
Test Performed : Radiated Spurious Emissions in Restricted Bands
Mode : Transmit at 5200MHz, 802.11a 54 Mb/sec, power setting = 12
Test Distance : 3 meters
Notes : Average Readings with a 1MHz RBW

Freq. MHz	Ant Pol	Meter Reading (dBuV)	Ambient	CBL Fac (dB)	Ant Fac (dB)	Pre Amp (dB)	Average Total dBuV/m at 3m	Average Total uV/m at 3 m	Average Limit uV/m at 3 m	Margin (dB)
15600.00	H	33.20	Ambient	9.0	41.1	-38.0	45.3	184.5	500.0	-8.7
15600.00	V	33.3	Ambient	9.0	41.1	-38.0	45.4	186.7	500.0	-8.6
20800.00	H	24.3	Ambient	2.3	40.1	-28.3	38.4	82.8	500.0	-15.6
20800.00	V	24.4	Ambient	2.3	40.1	-28.3	38.5	83.8	500.0	-15.5
31200.00	H	29.5	Ambient	1.9	43.9	-32.5	42.8	138.4	500.0	-11.2
31200.00	V	28.9	Ambient	1.9	43.9	-32.5	42.2	129.2	500.0	-11.8

Average Total (dBuV/m) = Meter Reading (dBuV) + CBL Fac (dB) + Ant Fac (dB) + Pre Amp (dB)

Average Total (uV/m) = 10^(Peak Total (dBuV/m)/20)

ETR No. 8546A
DATA SHEET TEST NO. 15

RADIATED QP EMISSION MEASUREMENTS in a 3 m SEMI-ANECHOIC ROOM
SPECIFICATION : FCC 15C
MANUFACTURER : TRILITHIC
MODEL NO. : 802AWE
SERIAL NO. : 802000071
TEST MODE : Tx @ 5200MHz (Ch. 40) 802.11n 65MBPS
NOTES : 2 BEADS ON POWER SUPPLY CABLE
TEST DATE : 23 Mar 2016 17:48:49
TEST DISTANCE : 3 m

FREQUENCY MHz	QP READING dBuV	ANT FAC dB	CBL FAC dB	EXT ATTN dB	DIST FAC dB	TOTAL dBuV/m	QP LIMIT dBuV/m	AZ deg	ANT HT cm	ANT POL
31.14	4.8	23.4	.5	0.0	0.0	28.7	40.0	225	200	V
57.38	22.7	12.7	.5	0.0	0.0	35.9	40.0	0	200	V
89.18	15.3	14.9	.5	0.0	0.0	30.7	43.5	180	120	V
108.78	16.8	17.9	.6	0.0	0.0	35.3	43.5	90	120	V
125.00	15.7	18.1	.7	0.0	0.0	34.5	43.5	180	120	V
150.65	2.8	16.4	.8	0.0	0.0	19.9	43.5	135	120	V
174.17	18.3	15.7	.9	0.0	0.0	35.0	43.5	225	120	H
237.50	15.1	17.1	1.0	0.0	0.0	33.1	46.0	90	120	H
364.16	13.0	20.8	1.3	0.0	0.0	35.1	46.0	180	200	V
395.83	16.3	20.6	1.5	0.0	0.0	38.3	46.0	180	200	V
522.50	15.6	23.7	1.5	0.0	0.0	40.8	46.0	90	200	H
585.83	14.8	24.7	1.5	0.0	0.0	41.0	46.0	270	200	H
799.46	-5.2	25.9	2.0	0.0	0.0	22.7	46.0	225	200	H
902.50	.3	26.5	2.0	0.0	0.0	28.8	46.0	270	200	H
931.84	-4.3	26.9	2.0	0.0	0.0	24.6	46.0	225	200	H

Manufacturer : Trilithic
Model No. : 802AWE
Serial No. :
Date Tested : January 18, 2016 through April 1, 2016
Test Performed : Radiated Spurious Emissions in Restricted Bands
Mode : Transmit at 5200MHz, 802.11n 65 Mb/sec, power setting = 12
Test Distance : 3 meters
Notes : Peak Readings with a 1MHz RBW

Freq. MHz	Ant Pol	Meter Reading (dBuV)	Ambient	CBL Fac (dB)	Ant Fac (dB)	Pre Amp (dB)	Peak Total dBuV/m at 3m	Peak Total uV/m at 3 m	Peak Limit uV/m at 3 m	Margin (dB)
15600.00	H	46.8	Ambient	9.0	41.1	-38.0	58.9	883.2	5000.0	-15.1
15600.00	V	46.3	Ambient	9.0	41.1	-38.0	58.4	833.8	5000.0	-15.6
20800.00	H	37.3	Ambient	2.3	40.1	-28.3	51.4	369.9	5000.0	-22.6
20800.00	V	37.6	Ambient	2.3	40.1	-28.3	51.7	382.9	5000.0	-22.3
31200.00	H	39.8	Ambient	1.9	43.9	-32.5	53.1	453.0	5000.0	-20.9
31200.00	V	39.3	Ambient	1.9	43.9	-32.5	52.6	427.7	5000.0	-21.4

Peak Total (dBuV/m) = Meter Reading (dBuV) + CBL Fac (dB) + Ant Fac (dB) + Pre Amp (dB)

Peak Total (uV/m) = 10^(Peak Total (dBuV/m)/20)

Manufacturer : Trilithic
Model No. : 802AWE
Serial No. :
Date Tested : January 18, 2016 through April 1, 2016
Test Performed : Radiated Spurious Emissions in Restricted Bands
Mode : Transmit at 5200MHz, 802.11n 65 Mb/sec, power setting = 12
Test Distance : 3 meters
Notes : Average Readings with a 1MHz RBW

Freq. MHz	Ant Pol	Meter Reading (dBuV)	Ambient	CBL Fac (dB)	Ant Fac (dB)	Pre Amp (dB)	Average Total dBuV/m at 3m	Average Total uV/m at 3 m	Average Limit uV/m at 3 m	Margin (dB)
15600.00	H	33.30	Ambient	9.0	41.1	-38.0	45.4	186.7	500.0	-8.6
15600.00	V	33.4	Ambient	9.0	41.1	-38.0	45.5	188.8	500.0	-8.5
20800.00	H	24.6	Ambient	2.3	40.1	-28.3	38.7	85.7	500.0	-15.3
20800.00	V	24.3	Ambient	2.3	40.1	-28.3	38.4	82.8	500.0	-15.6
31200.00	H	26.2	Ambient	1.9	43.9	-32.5	39.5	94.7	500.0	-14.5
31200.00	V	25.9	Ambient	1.9	43.9	-32.5	39.2	91.4	500.0	-14.8

Average Total (dBuV/m) = Meter Reading (dBuV) + CBL Fac (dB) + Ant Fac (dB) + Pre Amp (dB)

Average Total (uV/m) = 10^(Peak Total (dBuV/m)/20)

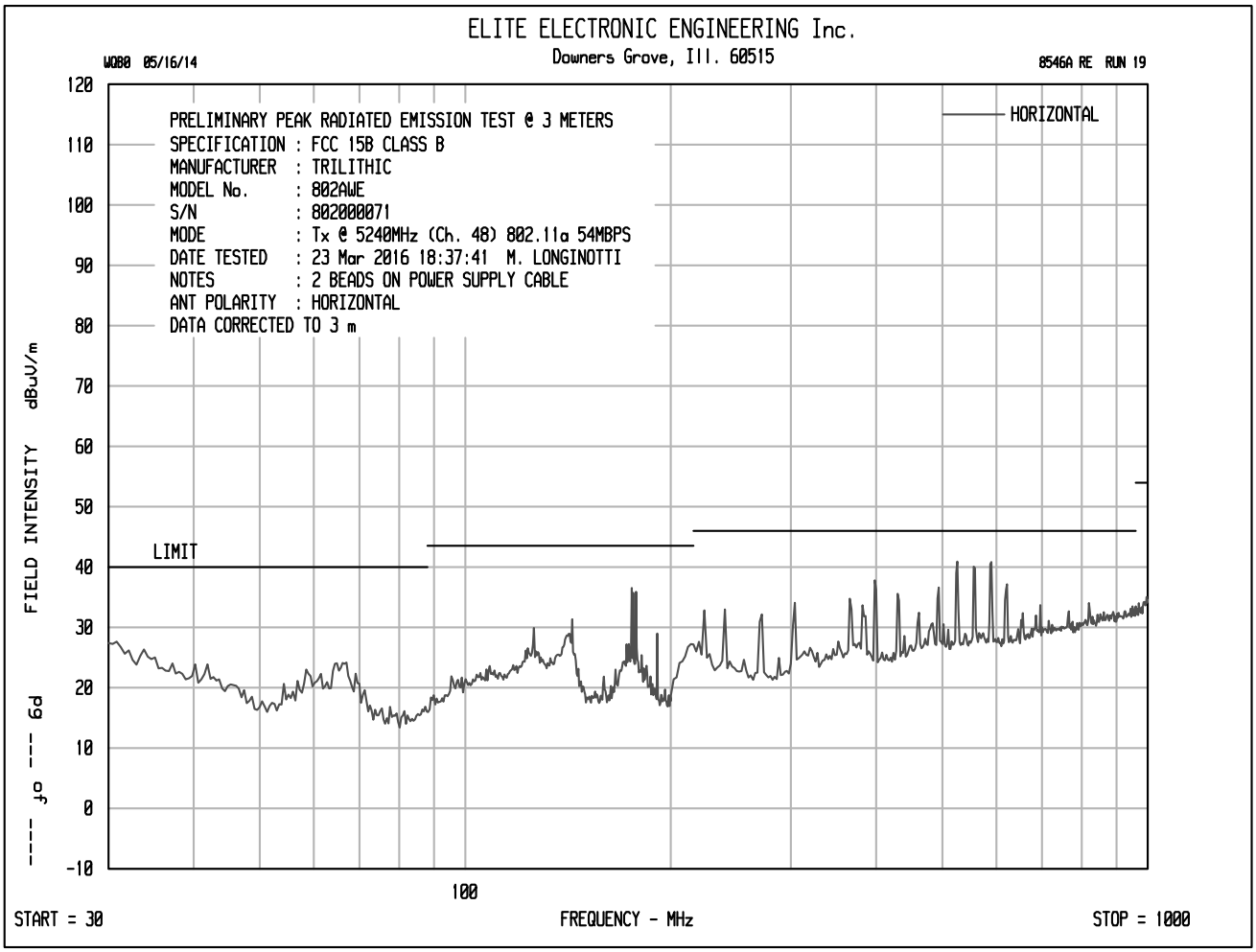
ELITE ELECTRONIC ENGINEERING Inc.
Downers Grove, Ill. 60515
W080 05/16/14
8546A RE RUN 19
PRELIMINARY PEAK RADIATED EMISSION TEST @ 3 METERS
SPECIFICATION : FCC 15B CLASS B
MANUFACTURER : TRILITHIC
MODEL No. : 802AWE
S/N : 802000071
MODE : Tx @ 5240MHz (Ch. 48) 802.11a 54MBPS
DATE TESTED : 23 Mar 2016 18:37:41 M. LONGINOTTI
NOTES : 2 BEADS ON POWER SUPPLY CABLE
ANT POLARITY : HORIZONTAL
DATA CORRECTED TO 3 m
HORIZONTAL
LIMIT
FIELD INTENSITY dBuV/m
---- pg --- of ----
120
110
100
90
80
70
60
50
40
30
20
10
0
-10
100
START = 30
FREQUENCY - MHz
STOP = 1000

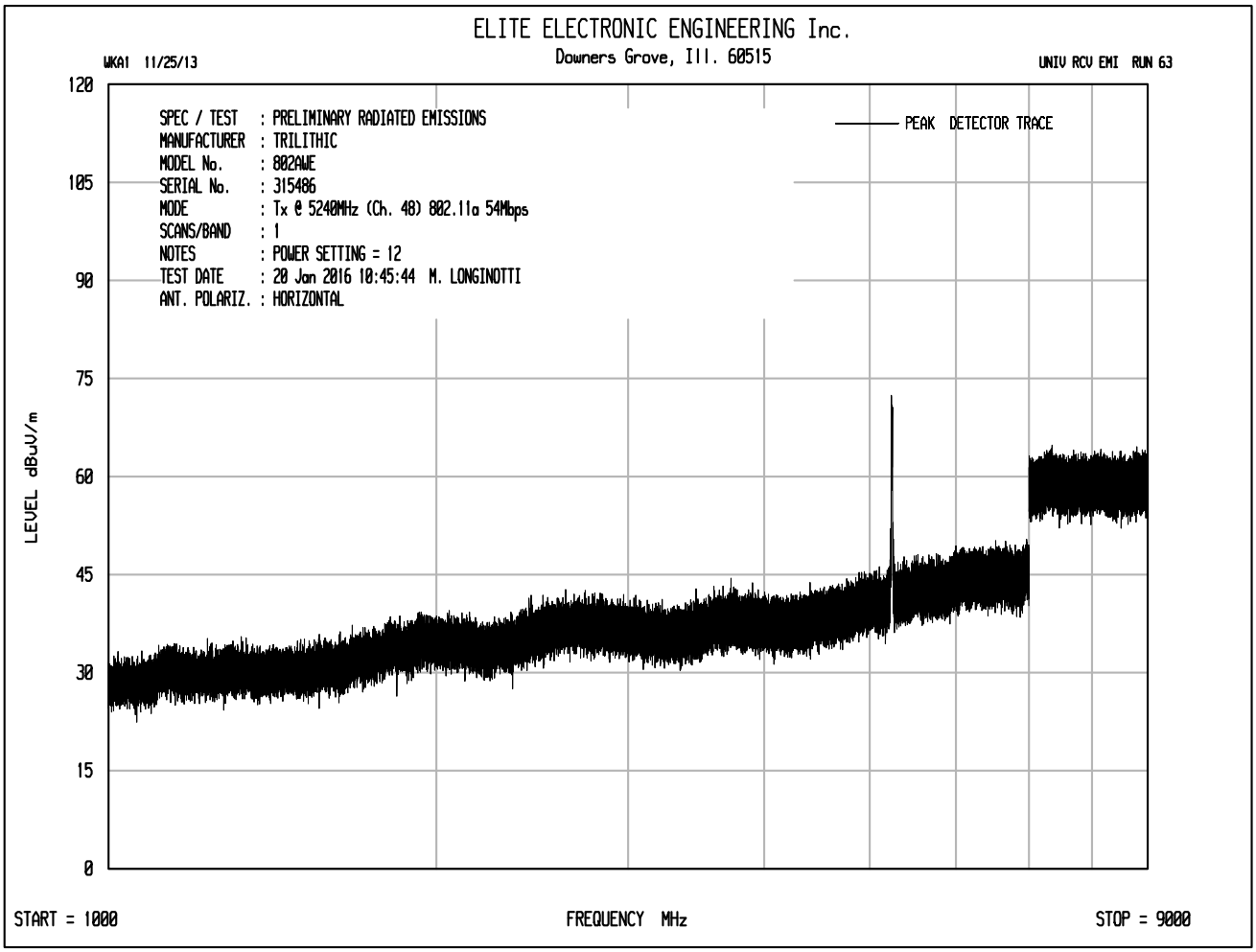
ELITE ELECTRONIC ENGINEERING Inc.
Downers Grove, Ill. 60515
WKA1 11/25/13
UNIV RCV EMI RUN 63
SPEC / TEST : PRELIMINARY RADIATED EMISSIONS
MANUFACTURER : TRILITHIC
MODEL No. : 802AWE
SERIAL No. : 315486
MODE : Tx @ 5240MHz (Ch. 48) 802.11a 54Mbps
SCANS/BAND : 1
NOTES : POWER SETTING = 12
TEST DATE : 20 Jan 2016 10:45:44 M. LONGINOTTI
ANT. POLARIZ. : HORIZONTAL
PEAK DETECTOR TRACE
LEVEL dBuV/m
120
105
90
75
60
45
30
15
0
START = 1000
FREQUENCY MHz
STOP = 9000

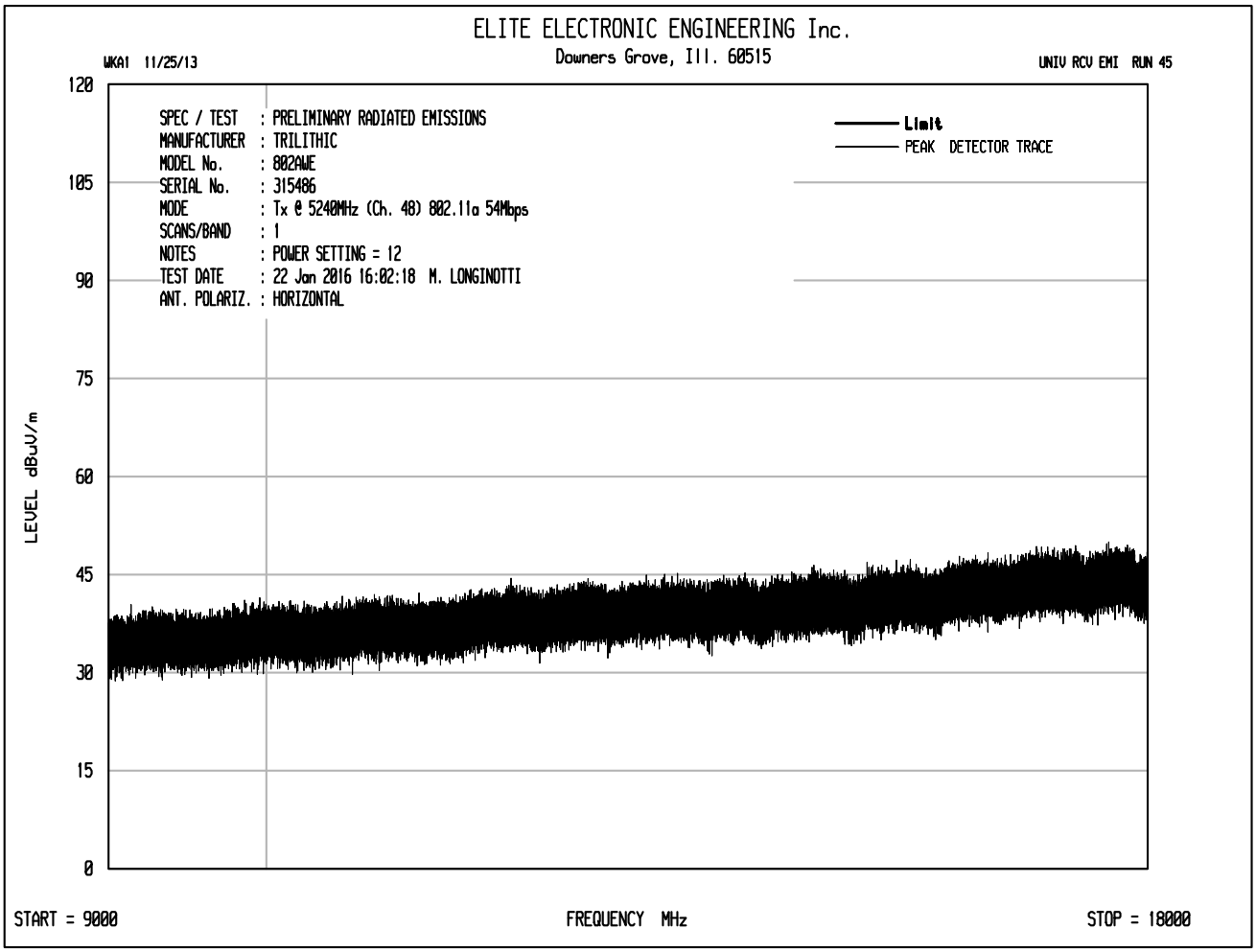
ELITE ELECTRONIC ENGINEERING Inc.
Downers Grove, Ill. 60515
WKA1 11/25/13
UNIV RCV EMI RUN 45
SPEC / TEST : PRELIMINARY RADIATED EMISSIONS
MANUFACTURER : TRILITHIC
MODEL No. : 802AWE
SERIAL No. : 315486
MODE : Tx @ 5240MHz (Ch. 48) 802.11a 54Mbps
SCANS/BAND : 1
NOTES : POWER SETTING = 12
TEST DATE : 22 Jan 2016 16:02:18 M. LONGINOTTI
ANT. POLARIZ. : HORIZONTAL
Limit
PEAK DETECTOR TRACE
LEVEL dBuV/m
120
105
90
75
60
45
30
15
0
START = 9000
FREQUENCY MHz
STOP = 18000

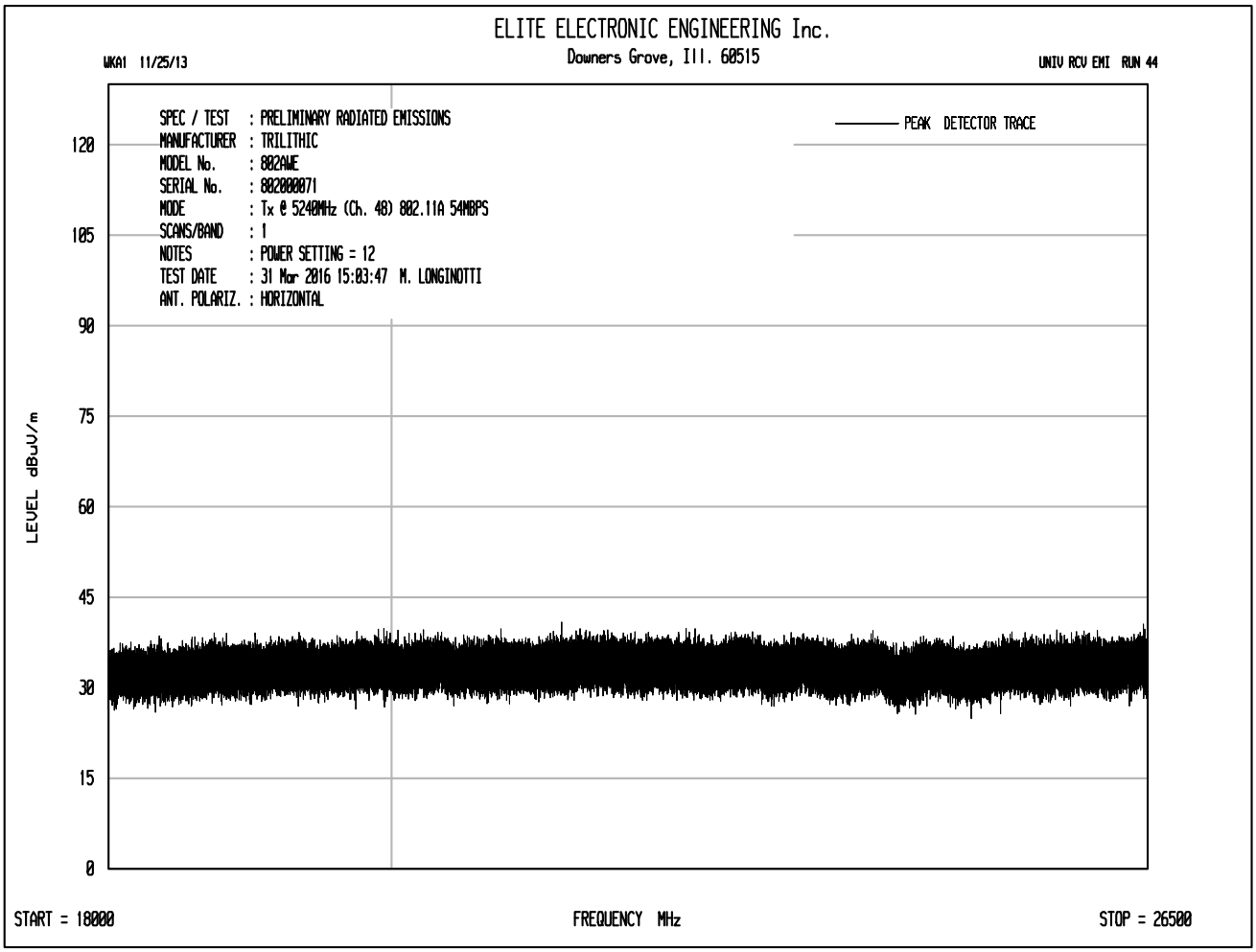
ELITE ELECTRONIC ENGINEERING Inc.
Downers Grove, Ill. 60515
WKA1 11/25/13
UNIV RCV EMI RUN 44
SPEC / TEST : PRELIMINARY RADIATED EMISSIONS
MANUFACTURER : TRILITHIC
MODEL No. : 802AWE
SERIAL No. : 802000071
MODE : Tx @ 5240MHz (Ch. 48) 802.11A 54MBPS
SCANS/BAND : 1
NOTES : POWER SETTING = 12
TEST DATE : 31 Mar 2016 15:03:47 M. LONGINOTTI
ANT. POLARIZ. : HORIZONTAL
PEAK DETECTOR TRACE
LEVEL dBuV/m
120
105
90
75
60
45
30
15
0
START = 18000
FREQUENCY MHz
STOP = 26500

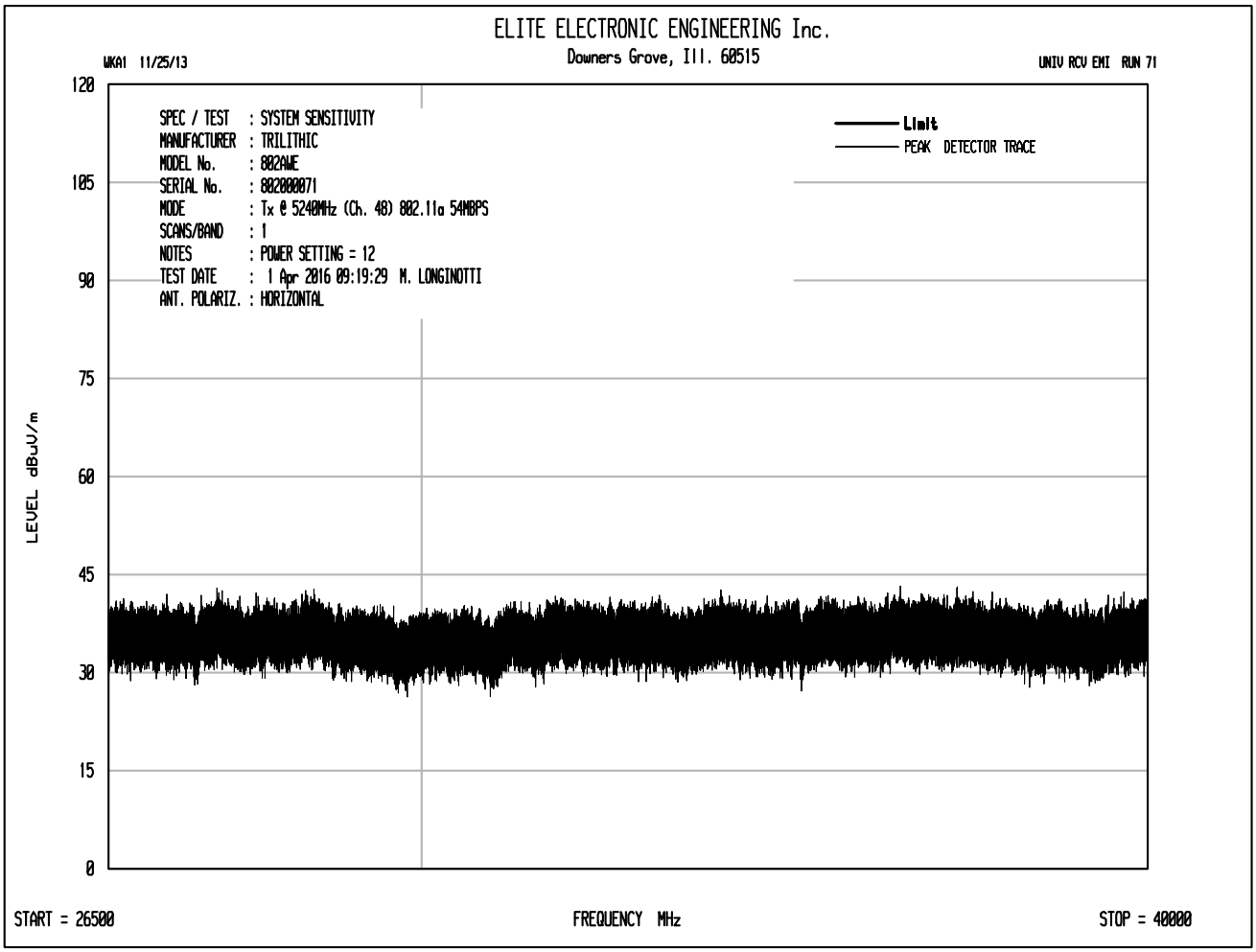
ELITE ELECTRONIC ENGINEERING Inc.
Downers Grove, Ill. 60515
WKA1 11/25/13
UNIV RCV EMI RUN 71
SPEC / TEST : SYSTEM SENSITIVITY
MANUFACTURER : TRILITHIC
MODEL No. : 802AWE
SERIAL No. : 802000071
MODE : Tx @ 5240MHz (Ch. 48) 802.11a 54MBPS
SCANS/BAND : 1
NOTES : POWER SETTING = 12
TEST DATE : 1 Apr 2016 09:19:29 M. LONGINOTTI
ANT. POLARIZ. : HORIZONTAL
Limit
PEAK DETECTOR TRACE
LEVEL dBuV/m
120
105
90
75
60
45
30
15
0
START = 26500
FREQUENCY MHz
STOP = 40000

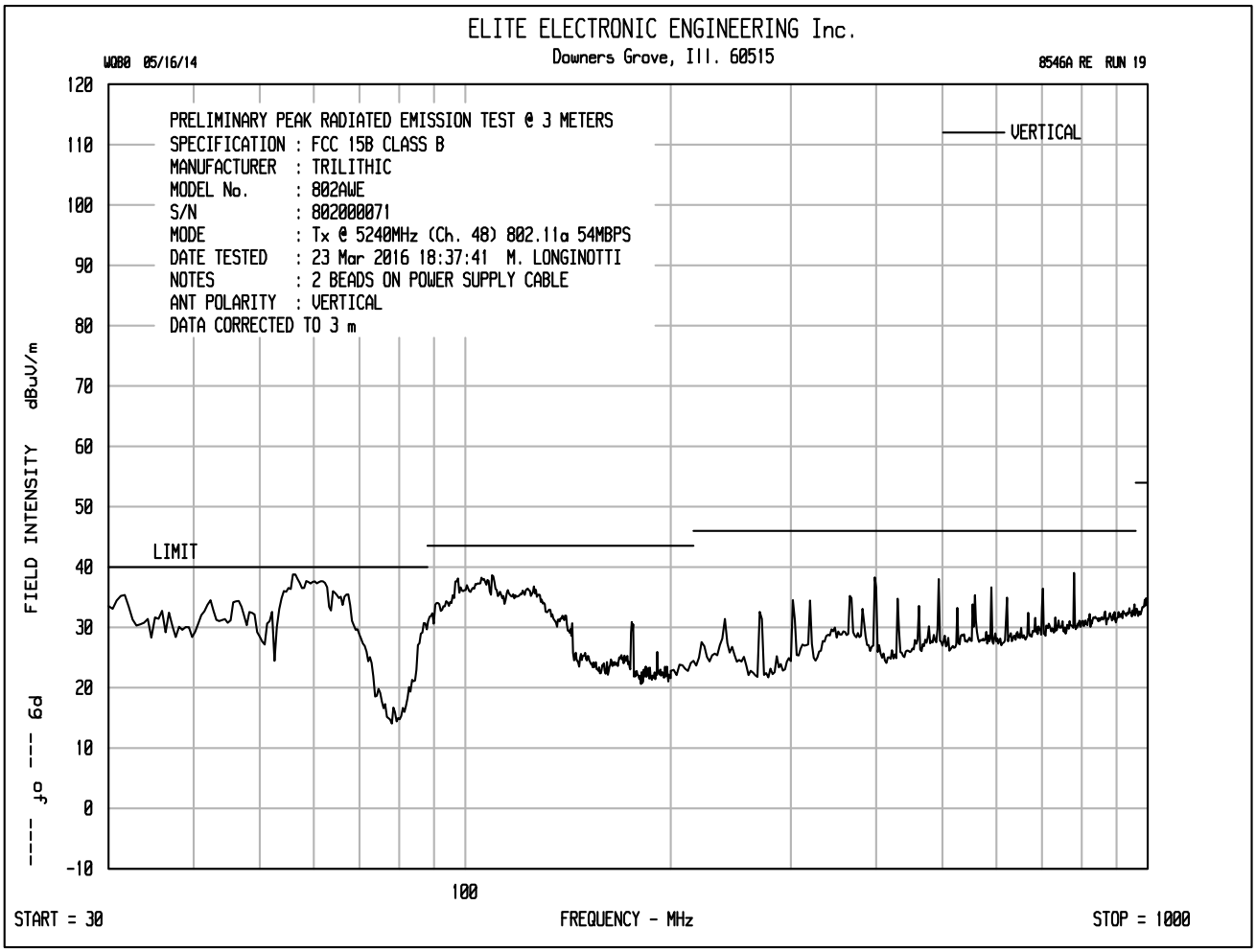
ELITE ELECTRONIC ENGINEERING Inc.
Downers Grove, Ill. 60515
WOBO 05/16/14
8546A RE RUN 19
PRELIMINARY PEAK RADIATED EMISSION TEST @ 3 METERS
SPECIFICATION : FCC 15B CLASS B
MANUFACTURER : TRILITHIC
MODEL No. : 802AWE
S/N : 802000071
MODE : Tx @ 5240MHz (Ch. 48) 802.11a 54MBPS
DATE TESTED : 23 Mar 2016 18:37:41 M. LONGINOTTI
NOTES : 2 BEADS ON POWER SUPPLY CABLE
ANT POLARITY : VERTICAL
DATA CORRECTED TO 3 m
VERTICAL
LIMIT
FIELD INTENSITY dBuV/m
---- µo --- 6d
120
110
100
90
80
70
60
50
40
30
20
10
0
-10
100
START = 30
FREQUENCY - MHz
STOP = 1000

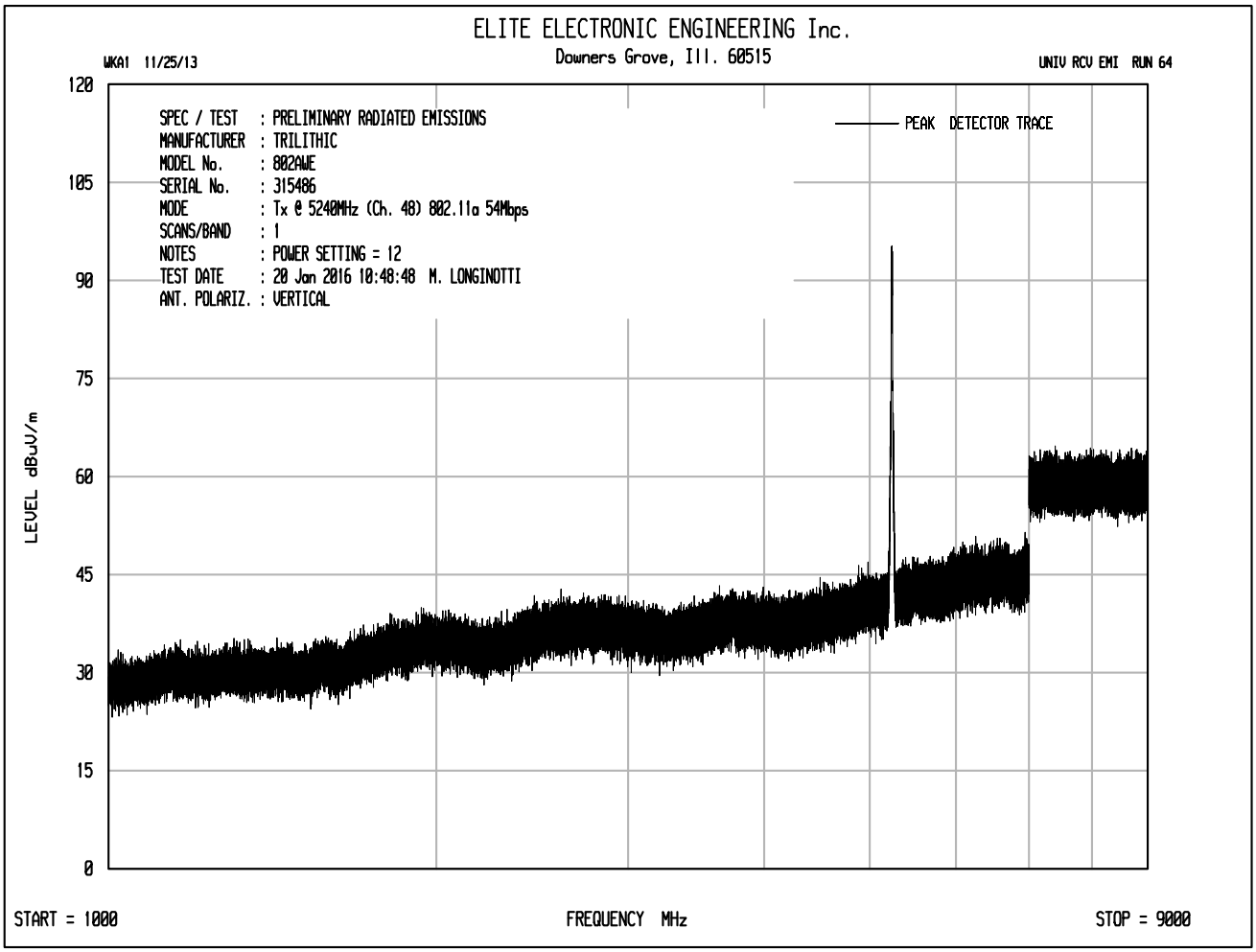
ELITE ELECTRONIC ENGINEERING Inc.
Downers Grove, Ill. 60515
WKA1 11/25/13
UNIV RCV EMI RUN 64
SPEC / TEST : PRELIMINARY RADIATED EMISSIONS
MANUFACTURER : TRILITHIC
MODEL No. : 802AWE
SERIAL No. : 315486
MODE : Tx @ 5240MHz (Ch. 48) 802.11a 54Mbps
SCANS/BAND : 1
NOTES : POWER SETTING = 12
TEST DATE : 20 Jan 2016 10:48:48 M. LONGINOTTI
ANT. POLARIZ. : VERTICAL
PEAK DETECTOR TRACE
LEVEL dBuV/m
120
105
90
75
60
45
30
15
0
START = 1000
FREQUENCY MHz
STOP = 9000

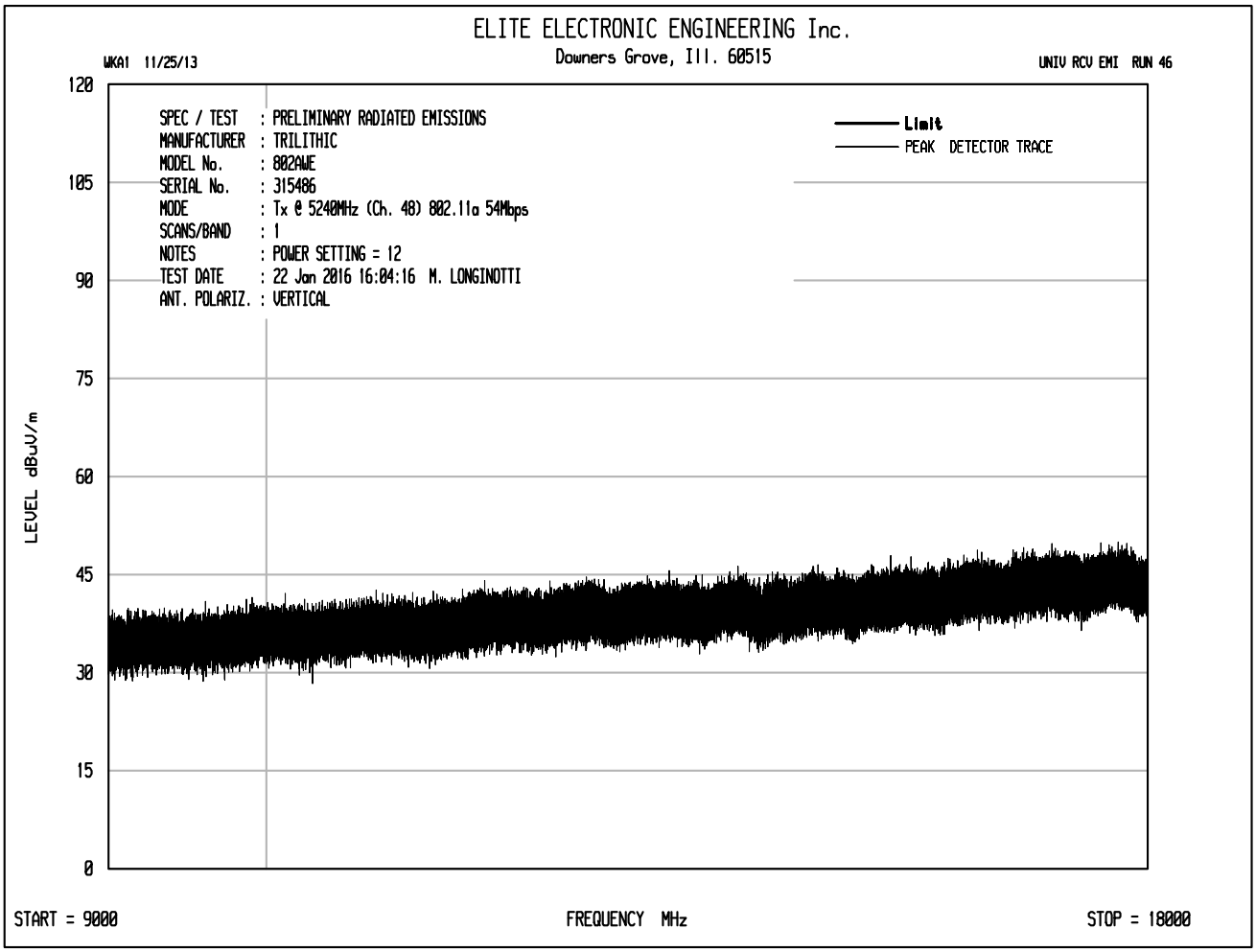
ELITE ELECTRONIC ENGINEERING Inc.
Downers Grove, Ill. 60515
WKA1 11/25/13
UNIV RCV EMI RUN 46
SPEC / TEST : PRELIMINARY RADIATED EMISSIONS
MANUFACTURER : TRILITHIC
MODEL No. : 802AWE
SERIAL No. : 315486
MODE : Tx @ 5240MHz (Ch. 48) 802.11a 54Mbps
SCANS/BAND : 1
NOTES : POWER SETTING = 12
TEST DATE : 22 Jan 2016 16:04:16 M. LONGINOTTI
ANT. POLARIZ. : VERTICAL
Limit
PEAK DETECTOR TRACE
LEVEL dBuV/m
120
105
90
75
60
45
30
15
0
START = 9000
FREQUENCY MHz
STOP = 18000

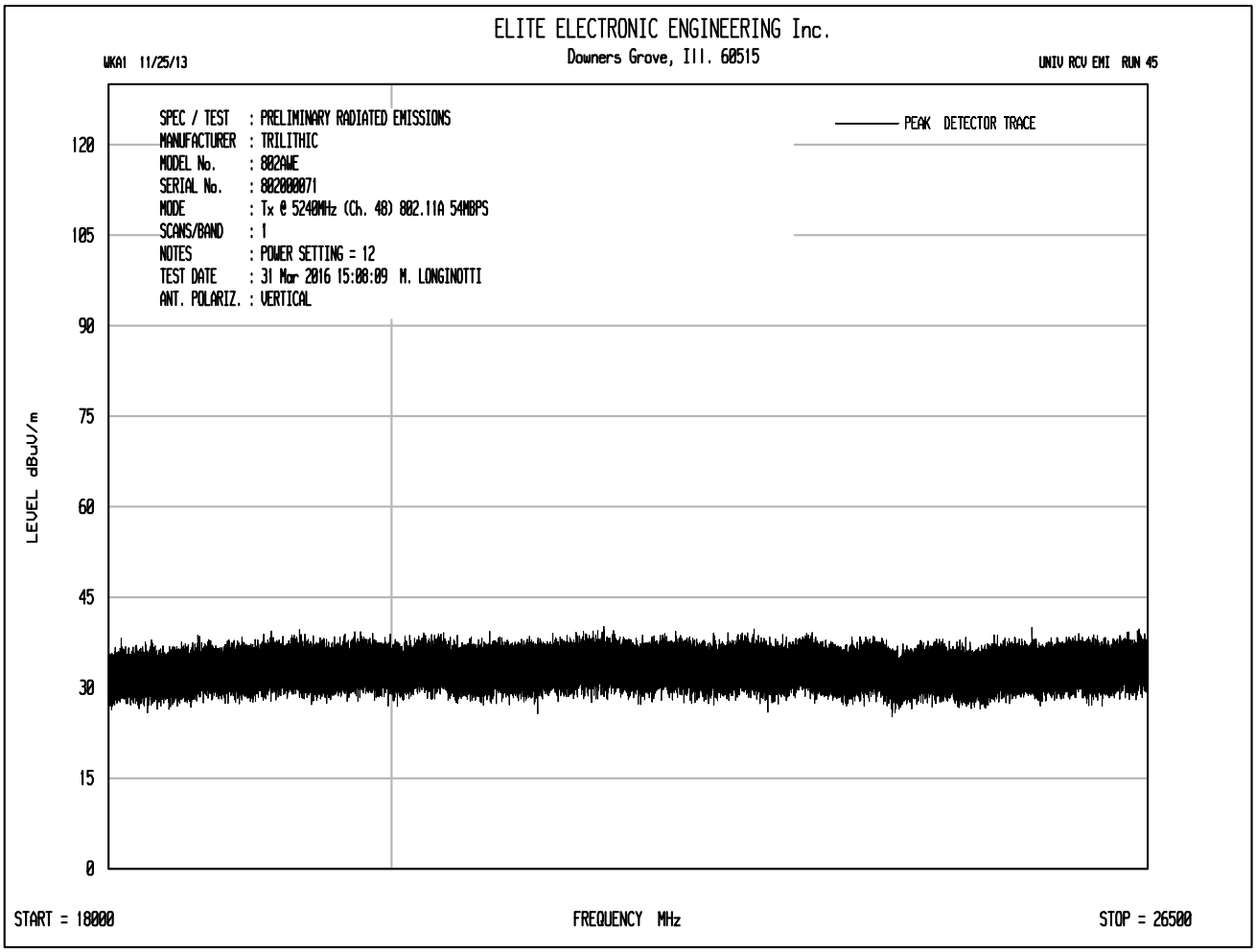
ELITE ELECTRONIC ENGINEERING Inc.
Downers Grove, Ill. 60515
WKA1 11/25/13
UNIV RCV EMI RUN 45
SPEC / TEST : PRELIMINARY RADIATED EMISSIONS
MANUFACTURER : TRILITHIC
MODEL No. : 802AWE
SERIAL No. : 802000071
MODE : Tx @ 5240MHz (Ch. 48) 802.11A 54MBPS
SCANS/BAND : 1
NOTES : POWER SETTING = 12
TEST DATE : 31 Mar 2016 15:08:09 M. LONGINOTTI
ANT. POLARIZ. : VERTICAL
PEAK DETECTOR TRACE
LEVEL dBuV/m
120
105
90
75
60
45
30
15
0
START = 18000
FREQUENCY MHz
STOP = 26500

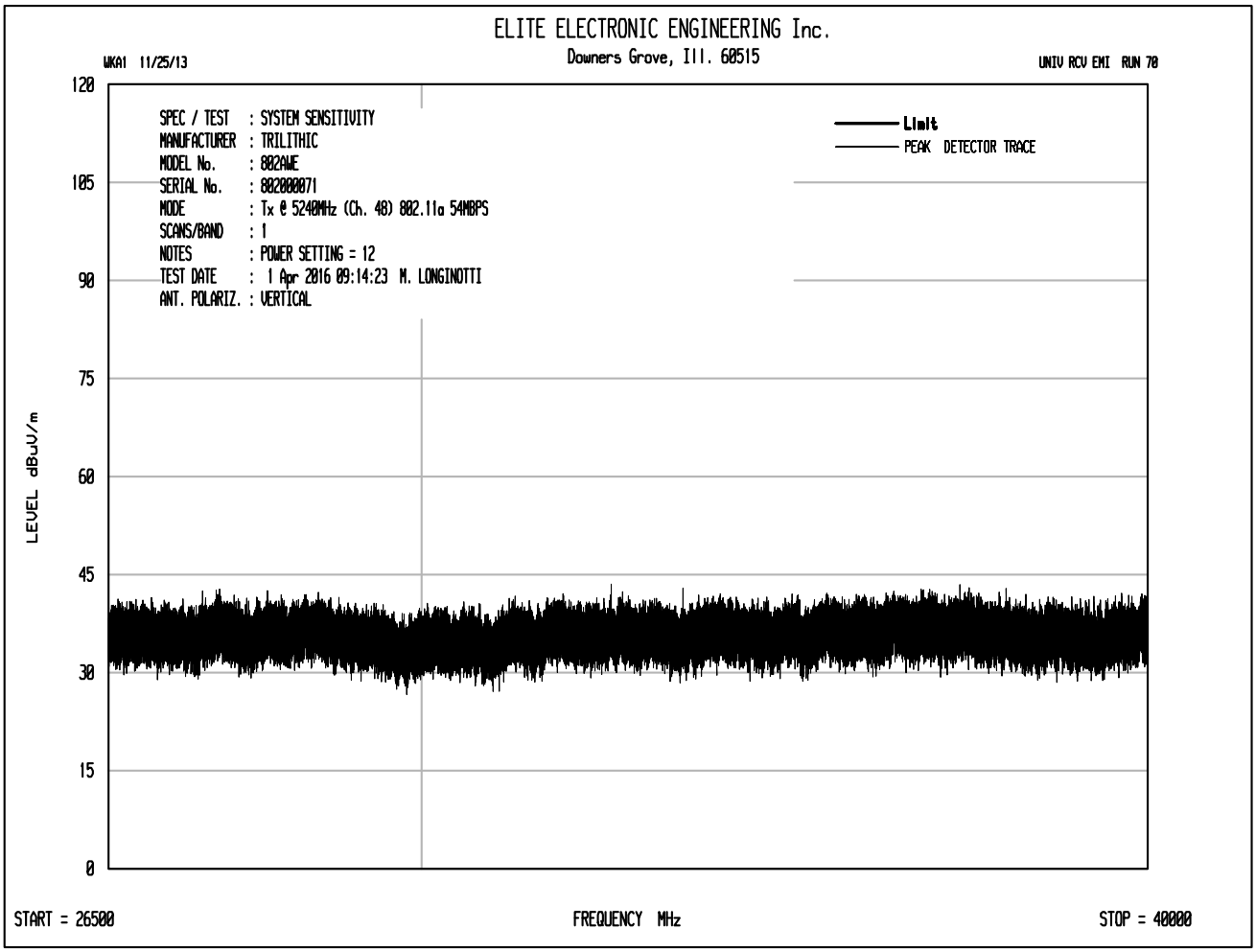
ELITE ELECTRONIC ENGINEERING Inc.
Downers Grove, Ill. 60515
WKA1 11/25/13
UNIV RCV EMI RUN 70
SPEC / TEST : SYSTEM SENSITIVITY
MANUFACTURER : TRILITHIC
MODEL No. : 802AWE
SERIAL No. : 802000071
MODE : Tx @ 5240MHz (Ch. 48) 802.11a 54MBPS
SCANS/BAND : 1
NOTES : POWER SETTING = 12
TEST DATE : 1 Apr 2016 09:14:23 M. LONGINOTTI
ANT. POLARIZ. : VERTICAL
Limit
PEAK DETECTOR TRACE
LEVEL dBuV/m
120
105
90
75
60
45
30
15
0
START = 26500
FREQUENCY MHz
STOP = 40000

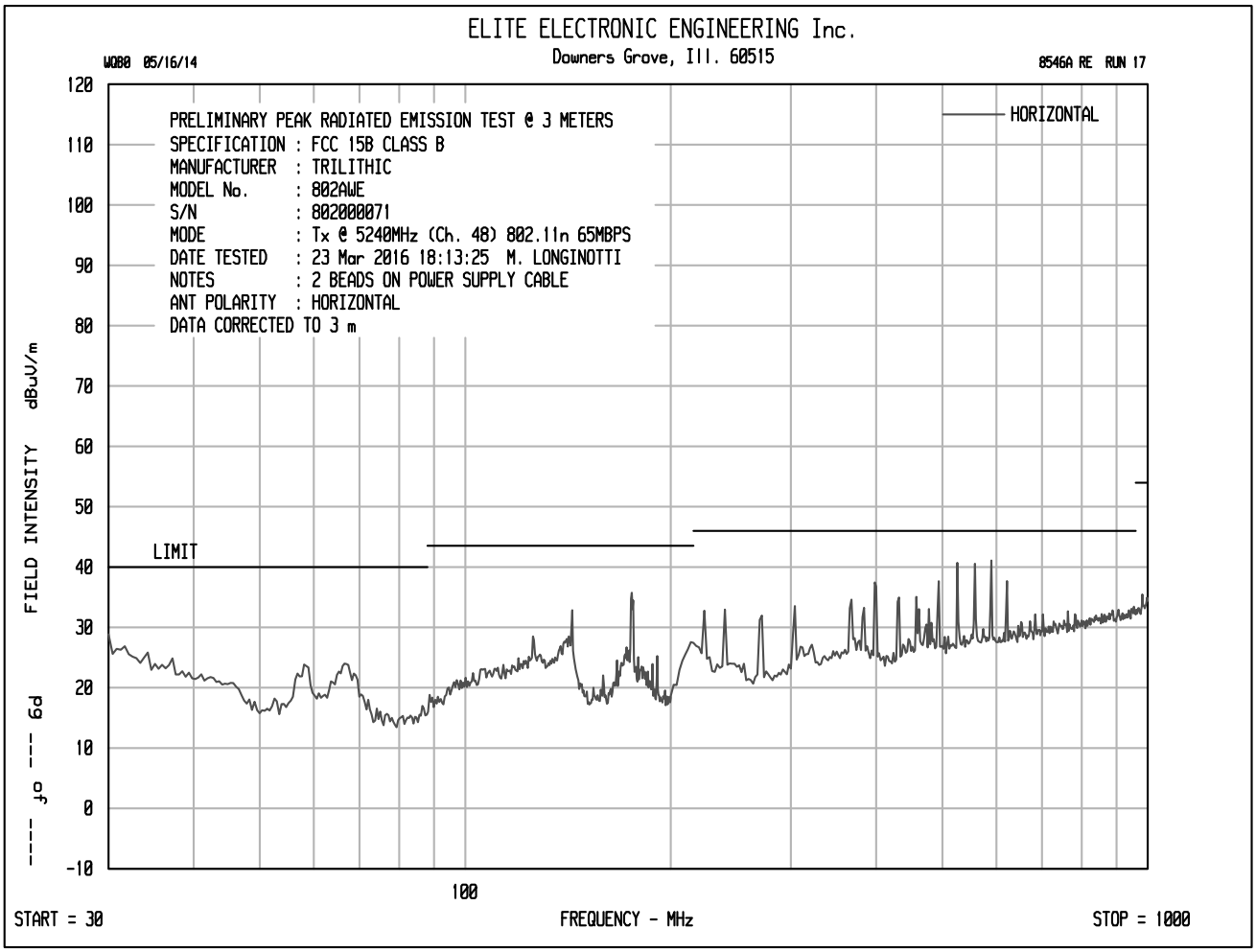
ELITE ELECTRONIC ENGINEERING Inc.
Downers Grove, Ill. 60515
W080 05/16/14
8546A RE RUN 17
PRELIMINARY PEAK RADIATED EMISSION TEST @ 3 METERS
SPECIFICATION : FCC 15B CLASS B
MANUFACTURER : TRILITHIC
MODEL No. : 802AWE
S/N : 802000071
MODE : Tx @ 5240MHz (Ch. 48) 802.11n 65MBPS
DATE TESTED : 23 Mar 2016 18:13:25 M. LONGINOTTI
NOTES : 2 BEADS ON POWER SUPPLY CABLE
ANT POLARITY : HORIZONTAL
DATA CORRECTED TO 3 m
HORIZONTAL
LIMIT
FIELD INTENSITY dBuV/m
---- pg --- of ----
120
110
100
90
80
70
60
50
40
30
20
10
0
-10
100
START = 30
FREQUENCY - MHz
STOP = 1000

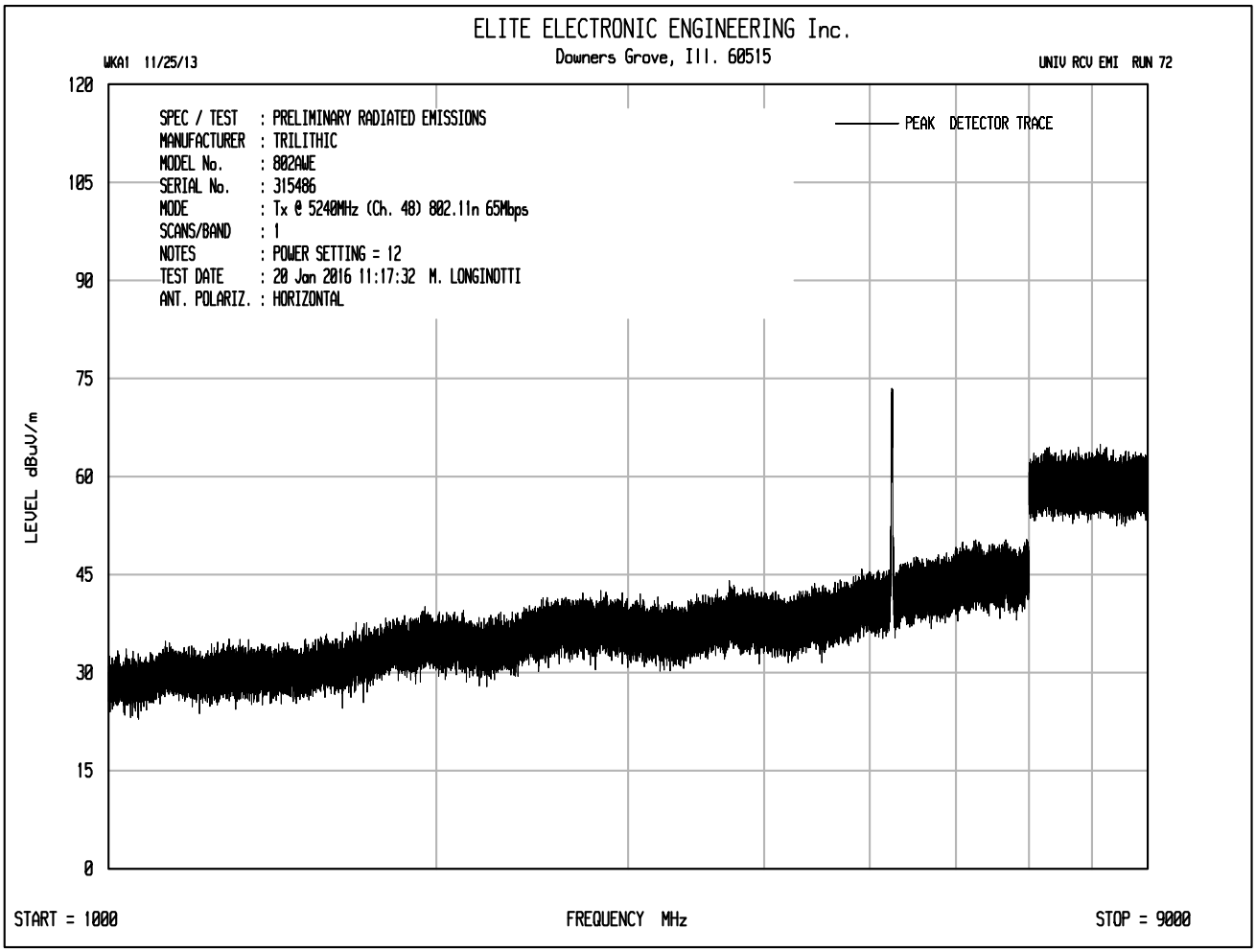
ELITE ELECTRONIC ENGINEERING Inc.
Downers Grove, Ill. 60515
WKA1 11/25/13
UNIV RCV EMI RUN 72
SPEC / TEST : PRELIMINARY RADIATED EMISSIONS
MANUFACTURER : TRILITHIC
MODEL No. : 802AWE
SERIAL No. : 315486
MODE : Tx @ 5240MHz (Ch. 48) 802.11n 65Mbps
SCANS/BAND : 1
NOTES : POWER SETTING = 12
TEST DATE : 20 Jan 2016 11:17:32 M. LONGINOTTI
ANT. POLARIZ. : HORIZONTAL
PEAK DETECTOR TRACE
LEVEL dBuV/m
120
105
90
75
60
45
30
15
0
START = 1000
FREQUENCY MHz
STOP = 9000

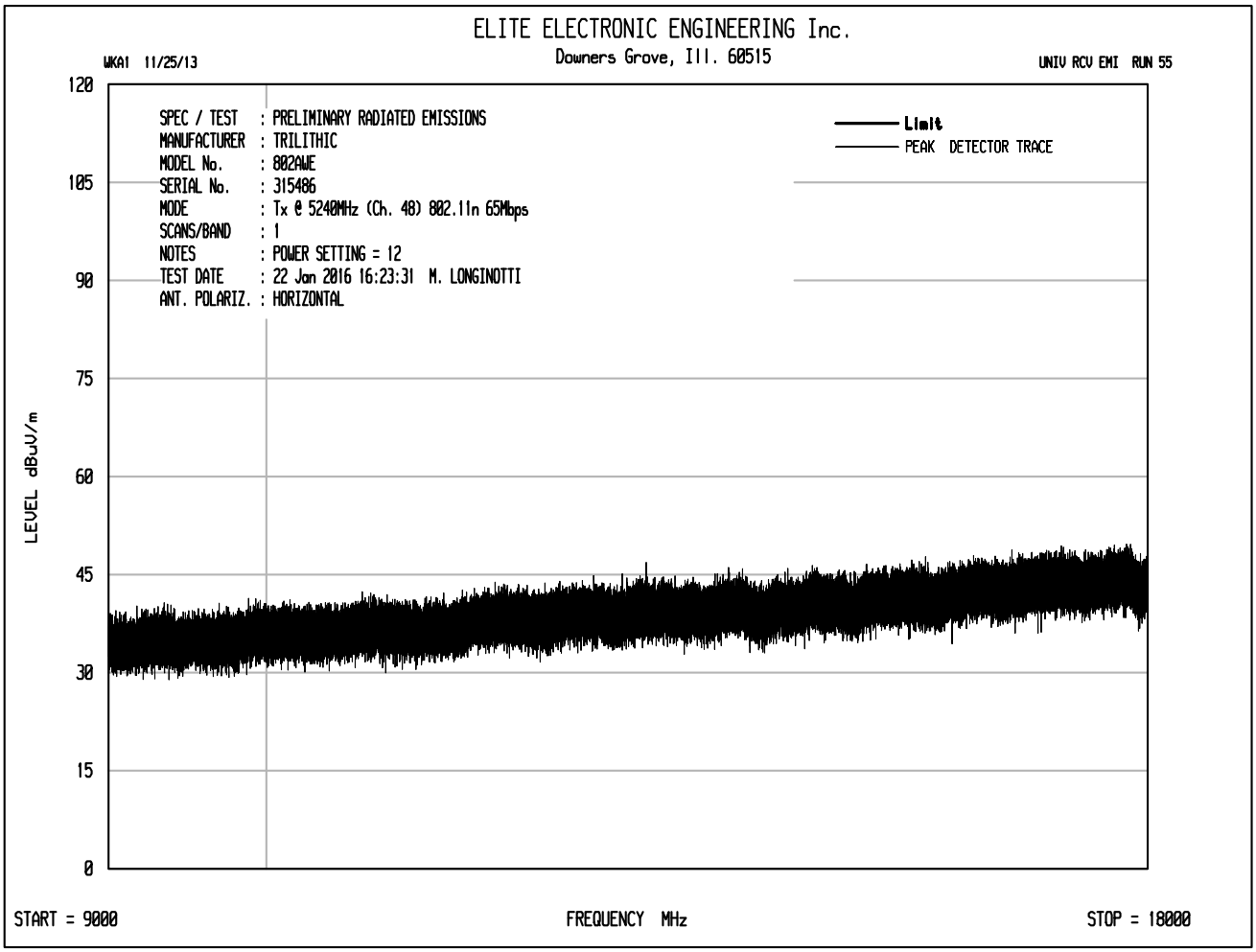
ELITE ELECTRONIC ENGINEERING Inc.
Downers Grove, Ill. 60515
WKA1 11/25/13
UNIV RCV EMI RUN 55
SPEC / TEST : PRELIMINARY RADIATED EMISSIONS
MANUFACTURER : TRILITHIC
MODEL No. : 802AWE
SERIAL No. : 315486
MODE : Tx @ 5240MHz (Ch. 48) 802.11n 65Mbps
SCANS/BAND : 1
NOTES : POWER SETTING = 12
TEST DATE : 22 Jan 2016 16:23:31 M. LONGINOTTI
ANT. POLARIZ. : HORIZONTAL
Limit
PEAK DETECTOR TRACE
LEVEL dBuV/m
120
105
90
75
60
45
30
15
0
START = 9000
FREQUENCY MHz
STOP = 18000

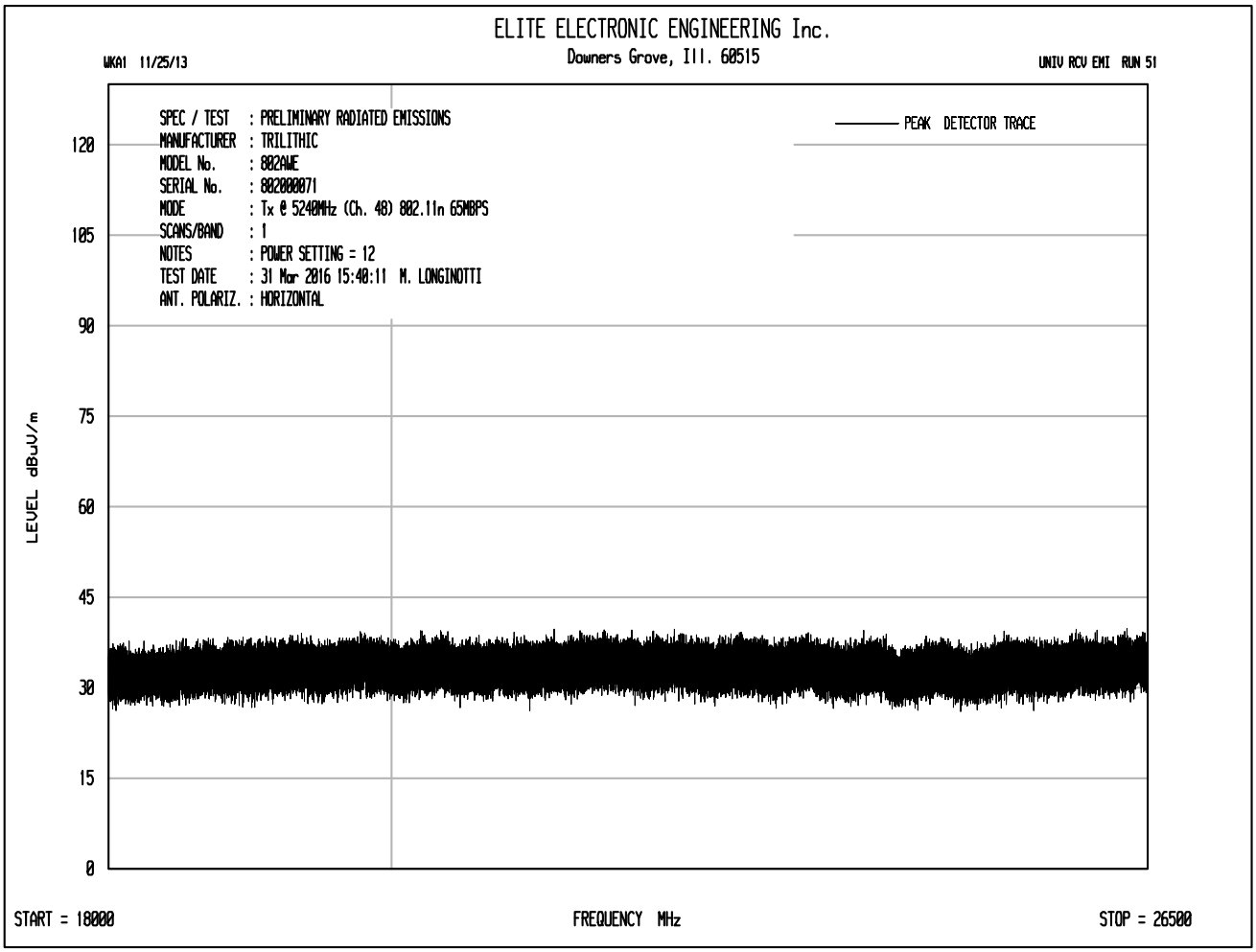
ELITE ELECTRONIC ENGINEERING Inc.
Downers Grove, Ill. 60515
WKA1 11/25/13
UNIV RCV EMI RUN 51
SPEC / TEST : PRELIMINARY RADIATED EMISSIONS
MANUFACTURER : TRILITHIC
MODEL No. : 802AWE
SERIAL No. : 802000071
MODE : Tx @ 5240MHz (Ch. 48) 802.11n 65MBPS
SCANS/BAND : 1
NOTES : POWER SETTING = 12
TEST DATE : 31 Mar 2016 15:40:11 M. LONGINOTTI
ANT. POLARIZ. : HORIZONTAL
PEAK DETECTOR TRACE
LEVEL dBuV/m
120
105
90
75
60
45
30
15
0
START = 18000
FREQUENCY MHz
STOP = 26500

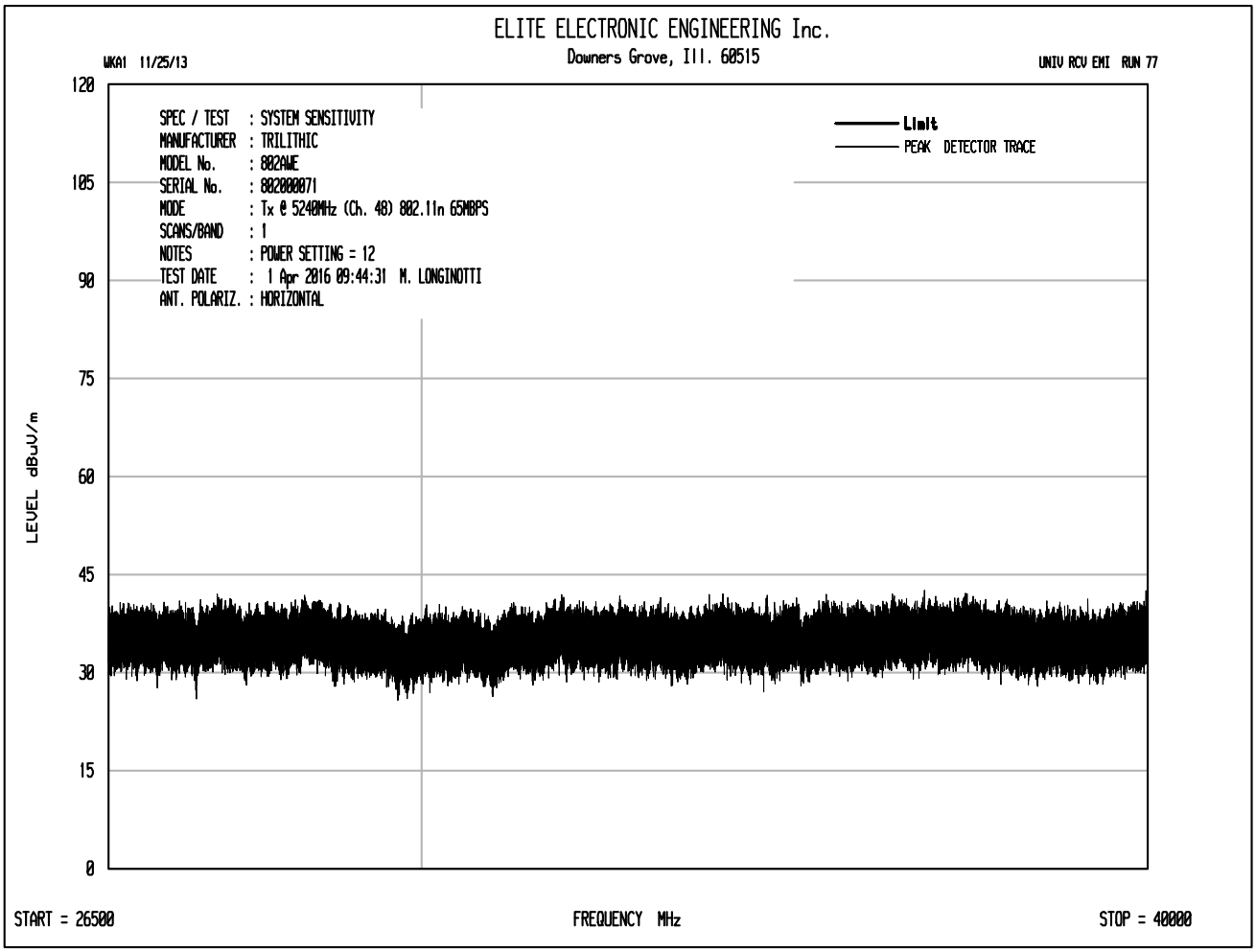
ELITE ELECTRONIC ENGINEERING Inc.
Downers Grove, Ill. 60515
WKA1 11/25/13
UNIV RCV EMI RUN 77
SPEC / TEST : SYSTEM SENSITIVITY
MANUFACTURER : TRILITHIC
MODEL No. : 802AWE
SERIAL No. : 802000071
MODE : Tx @ 5240MHz (Ch. 48) 802.11n 65MBPS
SCANS/BAND : 1
NOTES : POWER SETTING = 12
TEST DATE : 1 Apr 2016 09:44:31 M. LONGINOTTI
ANT. POLARIZ. : HORIZONTAL
Limit
PEAK DETECTOR TRACE
LEVEL dBuV/m
120
105
90
75
60
45
30
15
0
START = 26500
FREQUENCY MHz
STOP = 40000

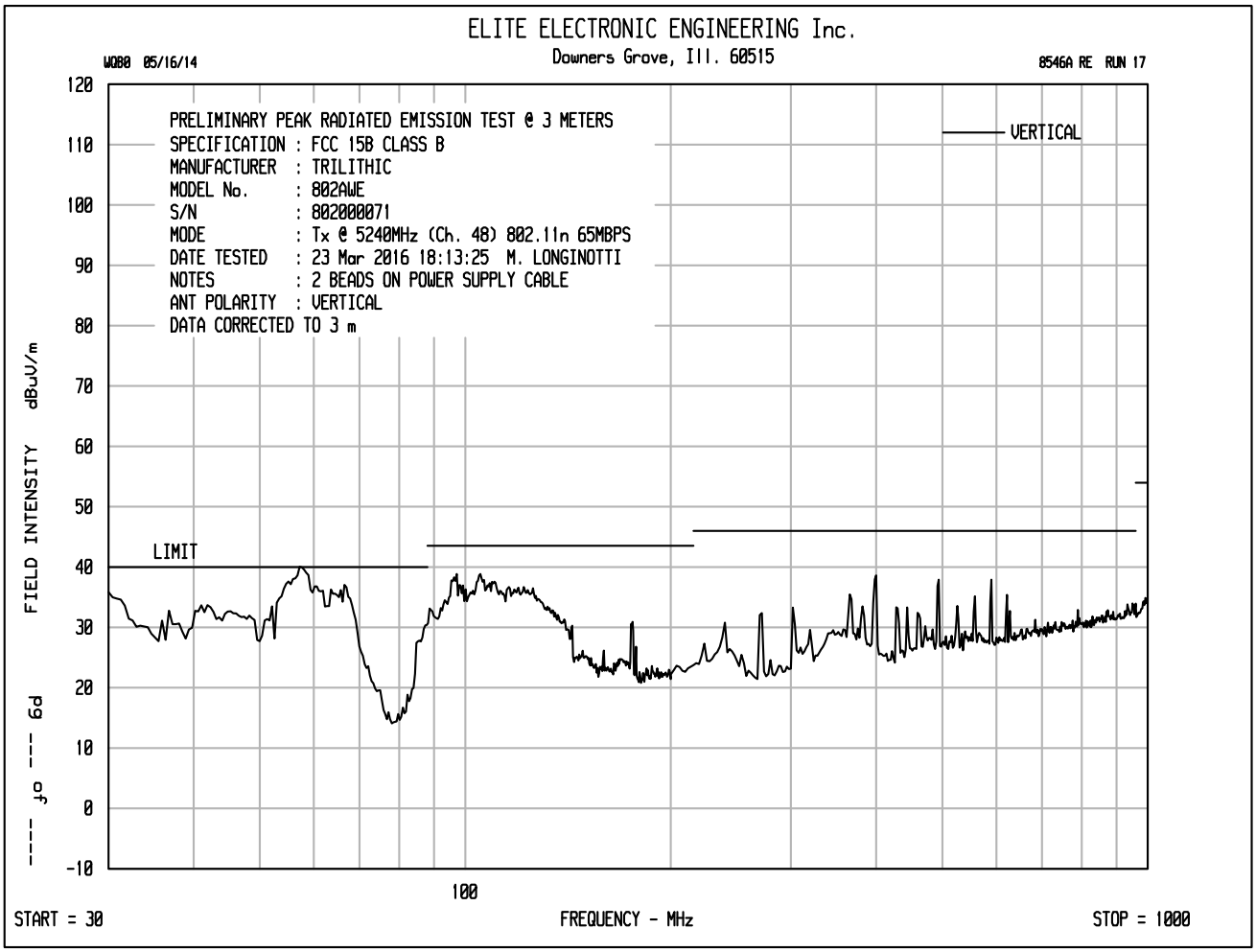
ELITE ELECTRONIC ENGINEERING Inc.
Downers Grove, Ill. 60515
WOBO 05/16/14
8546A RE RUN 17
PRELIMINARY PEAK RADIATED EMISSION TEST @ 3 METERS
SPECIFICATION : FCC 15B CLASS B
MANUFACTURER : TRILITHIC
MODEL No. : 802AWE
S/N : 802000071
MODE : Tx @ 5240MHz (Ch. 48) 802.11n 65MBPS
DATE TESTED : 23 Mar 2016 18:13:25 M. LONGINOTTI
NOTES : 2 BEADS ON POWER SUPPLY CABLE
ANT POLARITY : VERTICAL
DATA CORRECTED TO 3 m
VERTICAL
LIMIT
FIELD INTENSITY dBuV/m
---- µo --- 6d
120
110
100
90
80
70
60
50
40
30
20
10
0
-10
100
START = 30
FREQUENCY - MHz
STOP = 1000

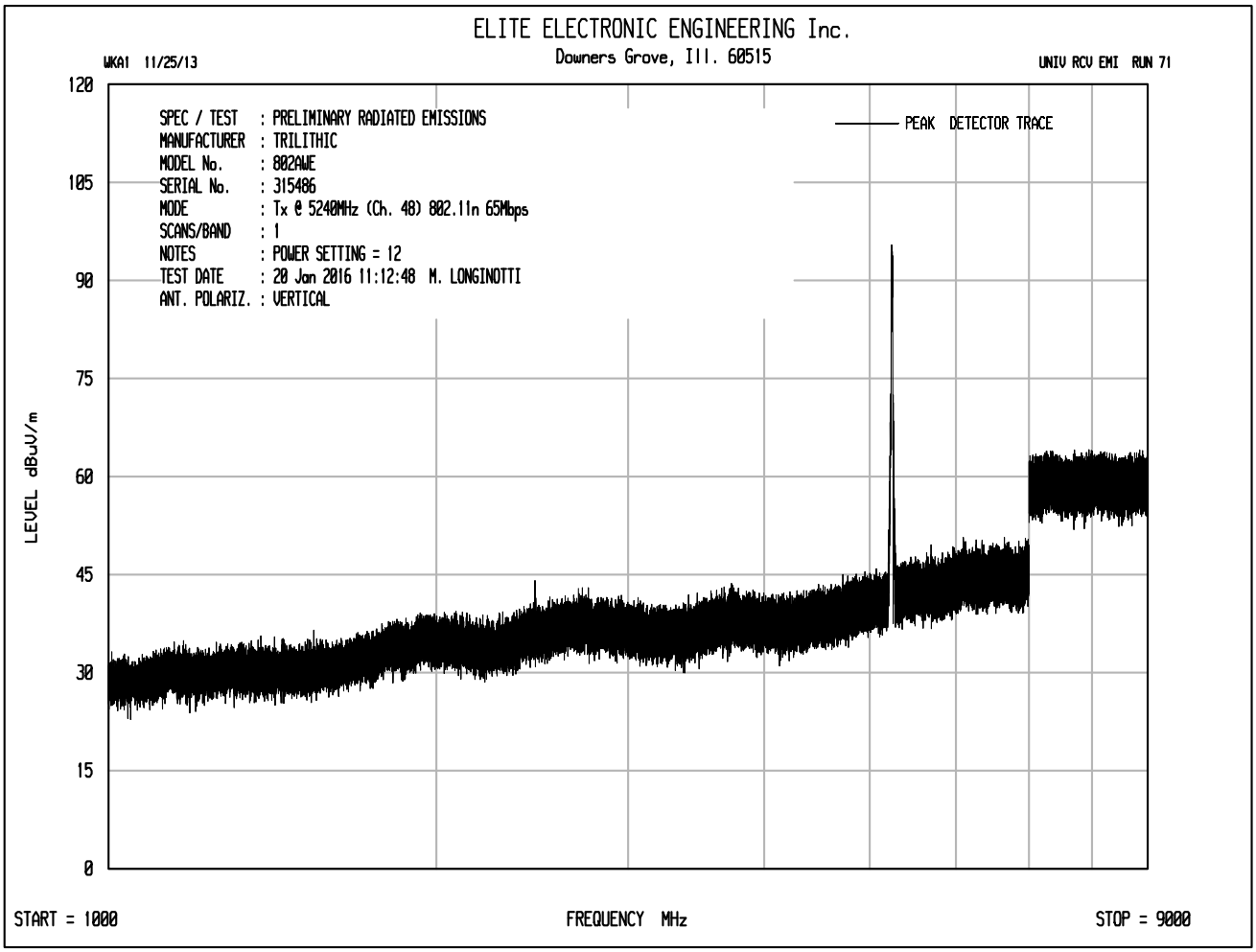
ELITE ELECTRONIC ENGINEERING Inc.
Downers Grove, Ill. 60515
WKA1 11/25/13
UNIV RCV EMI RUN 71
SPEC / TEST : PRELIMINARY RADIATED EMISSIONS
MANUFACTURER : TRILITHIC
MODEL No. : 802AWE
SERIAL No. : 315486
MODE : Tx @ 5240MHz (Ch. 48) 802.11n 65Mbps
SCANS/BAND : 1
NOTES : POWER SETTING = 12
TEST DATE : 20 Jan 2016 11:12:48 M. LONGINOTTI
ANT. POLARIZ. : VERTICAL
PEAK DETECTOR TRACE
LEVEL dBuV/m
120
105
90
75
60
45
30
15
0
START = 1000
FREQUENCY MHz
STOP = 9000

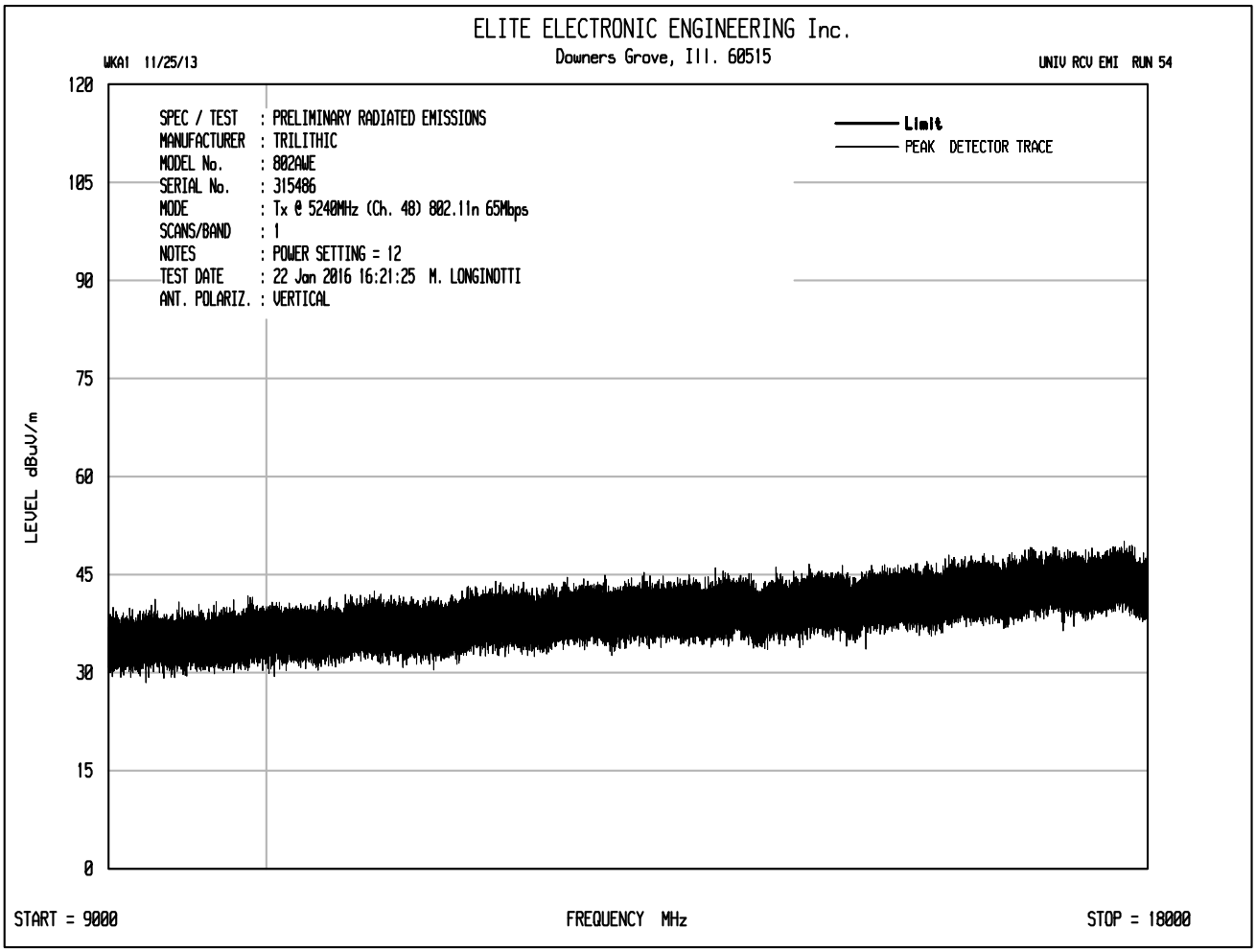
ELITE ELECTRONIC ENGINEERING Inc.
Downers Grove, Ill. 60515
WKA1 11/25/13
UNIV RCV EMI RUN 54
SPEC / TEST : PRELIMINARY RADIATED EMISSIONS
MANUFACTURER : TRILITHIC
MODEL No. : 802AWE
SERIAL No. : 315486
MODE : Tx @ 5240MHz (Ch. 48) 802.11n 65Mbps
SCANS/BAND : 1
NOTES : POWER SETTING = 12
TEST DATE : 22 Jan 2016 16:21:25 M. LONGINOTTI
ANT. POLARIZ. : VERTICAL
Limit
PEAK DETECTOR TRACE
LEVEL dBuV/m
120
105
90
75
60
45
30
15
0
START = 9000
FREQUENCY MHz
STOP = 18000

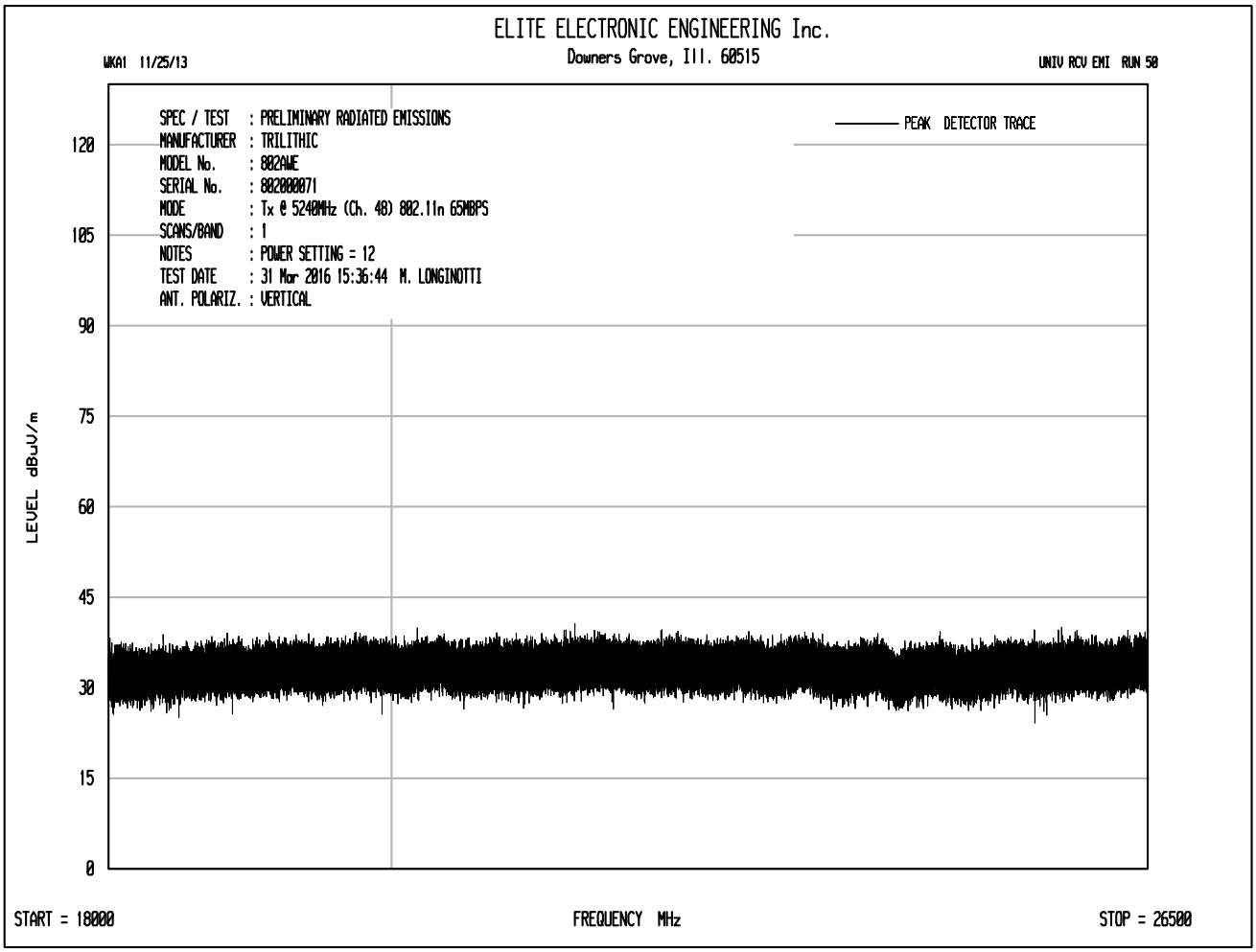
ELITE ELECTRONIC ENGINEERING Inc.
Downers Grove, Ill. 60515
WKA1 11/25/13
UNIV RCV EMI RUN 50
SPEC / TEST : PRELIMINARY RADIATED EMISSIONS
MANUFACTURER : TRILITHIC
MODEL No. : 802AWE
SERIAL No. : 802000071
MODE : Tx @ 5240MHz (Ch. 48) 802.11n 65MBPS
SCANS/BAND : 1
NOTES : POWER SETTING = 12
TEST DATE : 31 Mar 2016 15:36:44 M. LONGINOTTI
ANT. POLARIZ. : VERTICAL
PEAK DETECTOR TRACE
LEVEL dBuV/m
120
105
90
75
60
45
30
15
0
START = 18000
FREQUENCY MHz
STOP = 26500

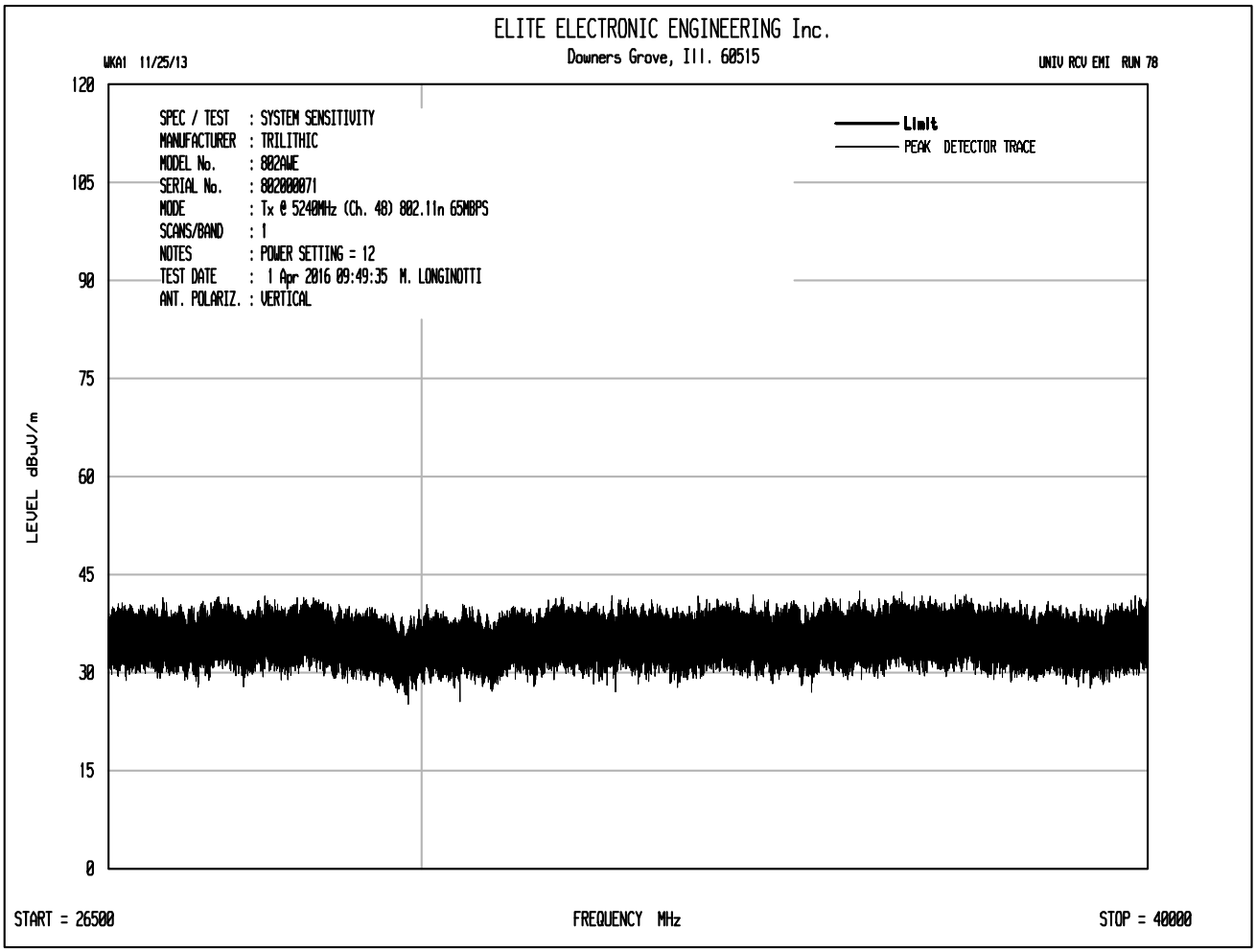
ELITE ELECTRONIC ENGINEERING Inc.
Downers Grove, Ill. 60515
WKA1 11/25/13
UNIV RCV EMI RUN 78
SPEC / TEST : SYSTEM SENSITIVITY
MANUFACTURER : TRILITHIC
MODEL No. : 802AWE
SERIAL No. : 802000071
MODE : Tx @ 5240MHz (Ch. 48) 802.11n 65MBPS
SCANS/BAND : 1
NOTES : POWER SETTING = 12
TEST DATE : 1 Apr 2016 09:49:35 M. LONGINOTTI
ANT. POLARIZ. : VERTICAL
Limit
PEAK DETECTOR TRACE
LEVEL dBuV/m
120
105
90
75
60
45
30
15
0
START = 26500
FREQUENCY MHz
STOP = 40000

ETR No. 8546A
DATA SHEET TEST NO. 19

RADIATED QP EMISSION MEASUREMENTS in a 3 m SEMI-ANECHOIC ROOM
SPECIFICATION : FCC 15C
MANUFACTURER : TRILITHIC
MODEL NO. : 802AWE
SERIAL NO. : 802000071
TEST MODE : Tx @ 5240MHz (Ch. 48) 802.11a 54MBPS
NOTES : 2 BEADS ON POWER SUPPLY CABLE
TEST DATE : 23 Mar 2016 18:37:41
TEST DISTANCE : 3 m

FREQUENCY MHz	QP READING dBuV	ANT FAC dB	CBL FAC dB	EXT ATTN dB	DIST FAC dB	TOTAL dBuV/m	QP LIMIT dBuV/m	AZ deg	ANT HT cm	ANT POL
31.73	7.1	23.0	.5	0.0	0.0	30.6	40.0	90	120	V
57.03	22.8	12.7	.5	0.0	0.0	36.0	40.0	45	200	V
96.04	16.9	16.2	.5	0.0	0.0	33.7	43.5	90	120	V
109.33	16.9	17.9	.6	0.0	0.0	35.4	43.5	90	120	V
125.39	14.6	18.1	.7	0.0	0.0	33.4	43.5	90	120	V
145.99	3.3	16.7	.8	0.0	0.0	20.8	43.5	135	120	V
174.17	18.6	15.7	.9	0.0	0.0	35.2	43.5	225	200	H
237.50	13.2	17.1	1.0	0.0	0.0	31.3	46.0	270	200	H
364.17	13.1	20.8	1.3	0.0	0.0	35.2	46.0	180	120	V
395.83	16.4	20.6	1.5	0.0	0.0	38.4	46.0	180	200	V
522.50	14.8	23.7	1.5	0.0	0.0	40.0	46.0	270	200	H
585.83	14.4	24.7	1.5	0.0	0.0	40.6	46.0	270	200	H
773.54	-5.2	25.8	1.9	0.0	0.0	22.5	46.0	0	200	V
823.83	-5.1	26.2	2.0	0.0	0.0	23.1	46.0	90	120	H
954.60	-4.4	27.3	2.0	0.0	0.0	24.9	46.0	90	120	V

Manufacturer : Trilithic
Model No. : 802AWE
Serial No. :
Date Tested : January 18, 2016 through April 1, 2016
Test Performed : Radiated Spurious Emissions in Restricted Bands
Mode : Transmit at 5240MHz, 802.11a 54 Mb/sec, power setting = 12
Test Distance : 3 meters
Notes : Peak Readings with a 1MHz RBW

Freq. MHz	Ant Pol	Meter Reading (dBuV)	Ambient	CBL Fac (dB)	Ant Fac (dB)	Pre Amp (dB)	Peak Total dBuV/m at 3m	Peak Total uV/m at 3 m	Peak Limit uV/m at 3 m	Margin (dB)
15720.00	H	46.7	Ambient	9.0	41.5	-38.1	59.1	905.0	5000.0	-14.8
15720.00	V	46.6	Ambient	9.0	41.5	-38.1	59.0	894.6	5000.0	-14.9
20960.00	H	38.2	Ambient	2.3	40.0	-28.5	52.0	397.9	5000.0	-22.0
20960.00	V	37.6	Ambient	2.3	40.0	-28.5	51.4	371.4	5000.0	-22.6
31440.00	H	38.7	Ambient	1.9	43.9	-31.5	53.0	446.8	5000.0	-21.0
31440.00	V	39.3	Ambient	1.9	43.9	-31.5	53.6	478.8	5000.0	-20.4

Peak Total (dBuV/m) = Meter Reading (dBuV) + CBL Fac (dB) + Ant Fac (dB) + Pre Amp (dB)

Peak Total (uV/m) = 10^(Peak Total (dBuV/m)/20)

Manufacturer : Trilithic
Model No. : 802AWE
Serial No. :
Date Tested : January 18, 2016 through April 1, 2016
Test Performed : Radiated Spurious Emissions in Restricted Bands
Mode : Transmit at 5240MHz, 802.11a 54 Mb/sec, power setting = 12
Test Distance : 3 meters
Notes : Average Readings with a 1MHz RBW

Freq. MHz	Ant Pol	Meter Reading (dBuV)	Ambient	CBL Fac (dB)	Ant Fac (dB)	Pre Amp (dB)	Average Total dBuV/m at 3m	Average Total uV/m at 3 m	Average Limit uV/m at 3 m	Margin (dB)
15720.00	H	33.20	Ambient	9.0	41.5	-38.1	45.6	191.3	500.0	-8.3
15720.00	V	33.2	Ambient	9.0	41.5	-38.1	45.6	191.3	500.0	-8.3
20960.00	H	24.5	Ambient	2.3	40.0	-28.5	38.3	82.2	500.0	-15.7
20960.00	V	24.4	Ambient	2.3	40.0	-28.5	38.2	81.2	500.0	-15.8
31440.00	H	26.0	Ambient	1.9	43.9	-31.5	40.3	103.6	500.0	-13.7
31440.00	V	26.6	Ambient	1.9	43.9	-31.5	40.9	111.0	500.0	-13.1

Average Total (dBuV/m) = Meter Reading (dBuV) + CBL Fac (dB) + Ant Fac (dB) + Pre Amp (dB)

Average Total (uV/m) = 10^(Peak Total (dBuV/m)/20)

ETR No. 8546A
DATA SHEET TEST NO. 17

RADIATED QP EMISSION MEASUREMENTS in a 3 m SEMI-ANECHOIC ROOM
SPECIFICATION : FCC 15C
MANUFACTURER : TRILITHIC
MODEL NO. : 802AWE
SERIAL NO. : 802000071
TEST MODE : Tx @ 5240MHz (Ch. 48) 802.11n 65MBPS
NOTES : 2 BEADS ON POWER SUPPLY CABLE
TEST DATE : 23 Mar 2016 18:13:25
TEST DISTANCE : 3 m

FREQUENCY MHz	QP READING dBuV	ANT FAC dB	CBL FAC dB	EXT ATTN dB	DIST FAC dB	TOTAL dBuV/m	QP LIMIT dBuV/m	AZ deg	ANT HT cm	ANT POL
31.40	7.4	23.2	.5	0.0	0.0	31.1	40.0	135	120	V
57.09	23.5	12.7	.5	0.0	0.0	36.8	40.0	0	120	V
95.12	17.8	16.1	.5	0.0	0.0	34.3	43.5	135	120	V
106.41	17.2	17.6	.5	0.0	0.0	35.4	43.5	90	120	V
121.65	15.5	18.2	.6	0.0	0.0	34.3	43.5	90	120	V
161.84	1.4	15.9	.8	0.0	0.0	18.2	43.5	0	120	V
174.17	19.6	15.7	.9	0.0	0.0	36.2	43.5	225	200	H
237.50	15.1	17.1	1.0	0.0	0.0	33.1	46.0	90	120	H
364.16	13.1	20.8	1.3	0.0	0.0	35.2	46.0	180	200	V
395.83	16.0	20.6	1.5	0.0	0.0	38.1	46.0	225	200	V
522.50	15.4	23.7	1.5	0.0	0.0	40.6	46.0	270	200	H
585.83	14.9	24.7	1.5	0.0	0.0	41.1	46.0	270	200	H
791.51	-5.3	25.9	2.0	0.0	0.0	22.5	46.0	45	340	V
907.51	-4.6	26.6	2.0	0.0	0.0	24.0	46.0	270	200	H
941.56	-4.3	27.1	2.0	0.0	0.0	24.8	46.0	45	340	V

Manufacturer : Trilithic
Model No. : 802AWE
Serial No. :
Date Tested : January 18, 2016 through April 1, 2016
Test Performed : Radiated Spurious Emissions in Restricted Bands
Mode : Transmit at 5240MHz, 802.11n 65 Mb/sec, power setting = 12
Test Distance : 3 meters
Notes : Peak Readings with a 1MHz RBW

Freq. MHz	Ant Pol	Meter Reading (dBuV)	Ambient	CBL Fac (dB)	Ant Fac (dB)	Pre Amp (dB)	Peak Total dBuV/m at 3m	Peak Total uV/m at 3 m	Peak Limit uV/m at 3 m	Margin (dB)
15720.00	H	46.9	Ambient	9.0	41.5	-38.1	59.3	926.0	5000.0	-14.6
15720.00	V	46.8	Ambient	9.0	41.5	-38.1	59.2	915.4	5000.0	-14.7
20960.00	H	37.4	Ambient	2.3	40.0	-28.5	51.2	362.9	5000.0	-22.8
20960.00	V	37.2	Ambient	2.3	40.0	-28.5	51.0	354.6	5000.0	-23.0
31440.00	H	39.0	Ambient	1.9	43.9	-31.5	53.3	462.5	5000.0	-20.7
31440.00	V	38.6	Ambient	1.9	43.9	-31.5	52.9	441.7	5000.0	-21.1

Peak Total (dBuV/m) = Meter Reading (dBuV) + CBL Fac (dB) + Ant Fac (dB) + Pre Amp (dB)

Peak Total (uV/m) = 10^(Peak Total (dBuV/m)/20)

Manufacturer : Trilithic
Model No. : 802AWE
Serial No. :
Date Tested : January 18, 2016 through April 1, 2016
Test Performed : Radiated Spurious Emissions in Restricted Bands
Mode : Transmit at 5240MHz, 802.11n 65 Mb/sec, power setting = 12
Test Distance : 3 meters
Notes : Average Readings with a 1MHz RBW

Freq. MHz	Ant Pol	Meter Reading (dBuV)	Ambient	CBL Fac (dB)	Ant Fac (dB)	Pre Amp (dB)	Average Total dBuV/m at 3m	Average Total uV/m at 3 m	Average Limit uV/m at 3 m	Margin (dB)
15720.00	H	33.20	Ambient	9.0	41.5	-38.1	0.0	45.6	191.3	500.0
15720.00	V	33.2	Ambient	9.0	41.5	-38.1	0.0	45.6	191.3	500.0
20960.00	H	24.4	Ambient	2.3	40.0	-28.5	0.0	38.2	81.2	500.0
20960.00	V	24.2	Ambient	2.3	40.0	-28.5	0.0	38.0	79.4	500.0
31440.00	H	26.1	Ambient	1.9	43.9	-31.5	0.0	40.4	104.7	500.0
31440.00	V	25.9	Ambient	1.9	43.9	-31.5	0.0	40.2	102.4	500.0

Average Total (dBuV/m) = Meter Reading (dBuV) + CBL Fac (dB) + Ant Fac (dB) + Pre Amp (dB)

Average Total (uV/m) = 10^(Peak Total (dBuV/m)/20)

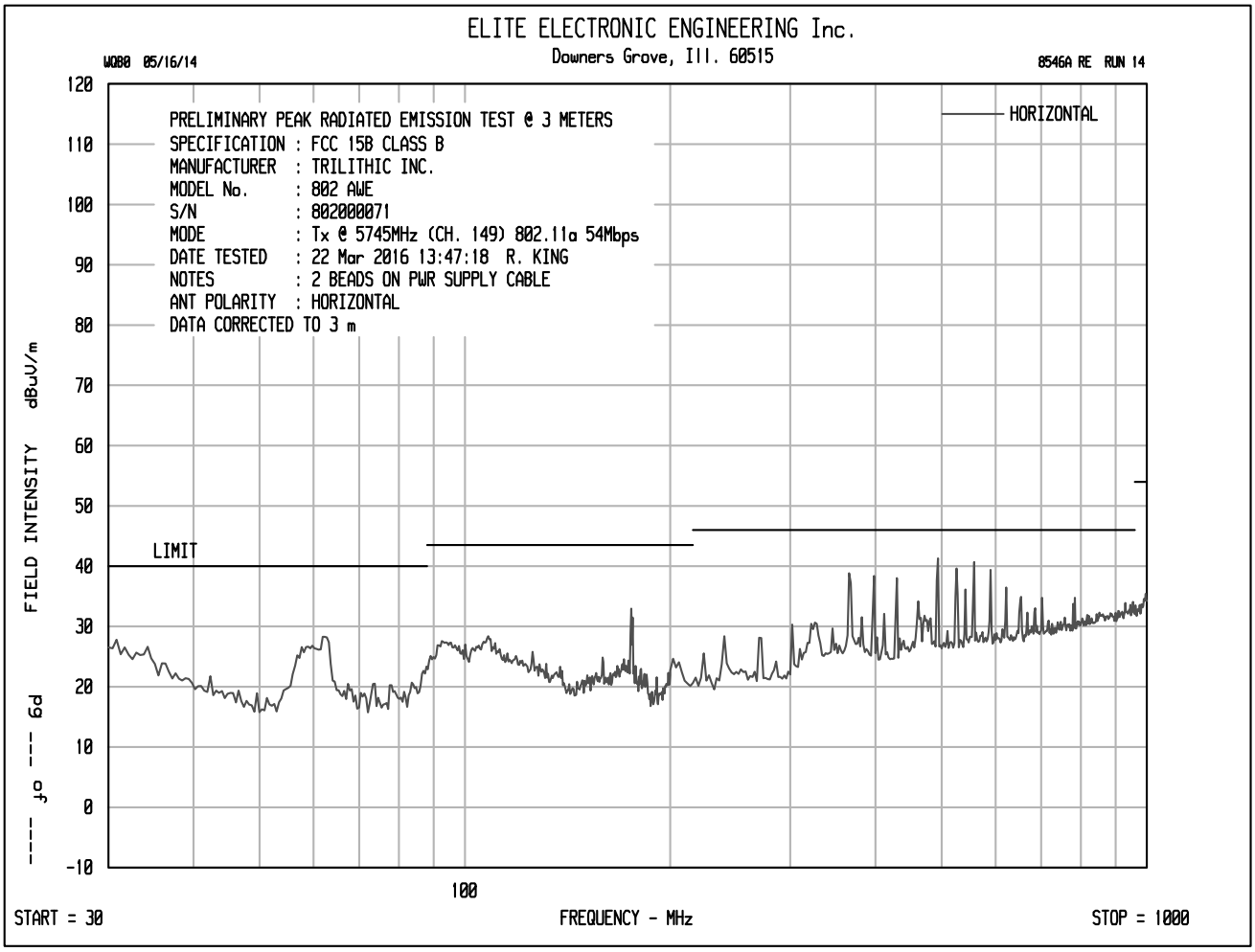
ELITE ELECTRONIC ENGINEERING Inc.
Downers Grove, Ill. 60515
W080 05/16/14
8546A RE RUN 14
PRELIMINARY PEAK RADIATED EMISSION TEST @ 3 METERS
SPECIFICATION : FCC 15B CLASS B
MANUFACTURER : TRILITHIC INC.
MODEL No. : 802 AWE
S/N : 802000071
MODE : Tx @ 5745MHz (CH. 149) 802.11a 54Mbps
DATE TESTED : 22 Mar 2016 13:47:18 R. KING
NOTES : 2 BEADS ON PWR SUPPLY CABLE
ANT POLARITY : HORIZONTAL
DATA CORRECTED TO 3 m
HORIZONTAL
LIMIT
FIELD INTENSITY dBuV/m
120
110
100
90
80
70
60
50
40
30
20
10
0
-10
100
START = 30
FREQUENCY - MHz
STOP = 1000

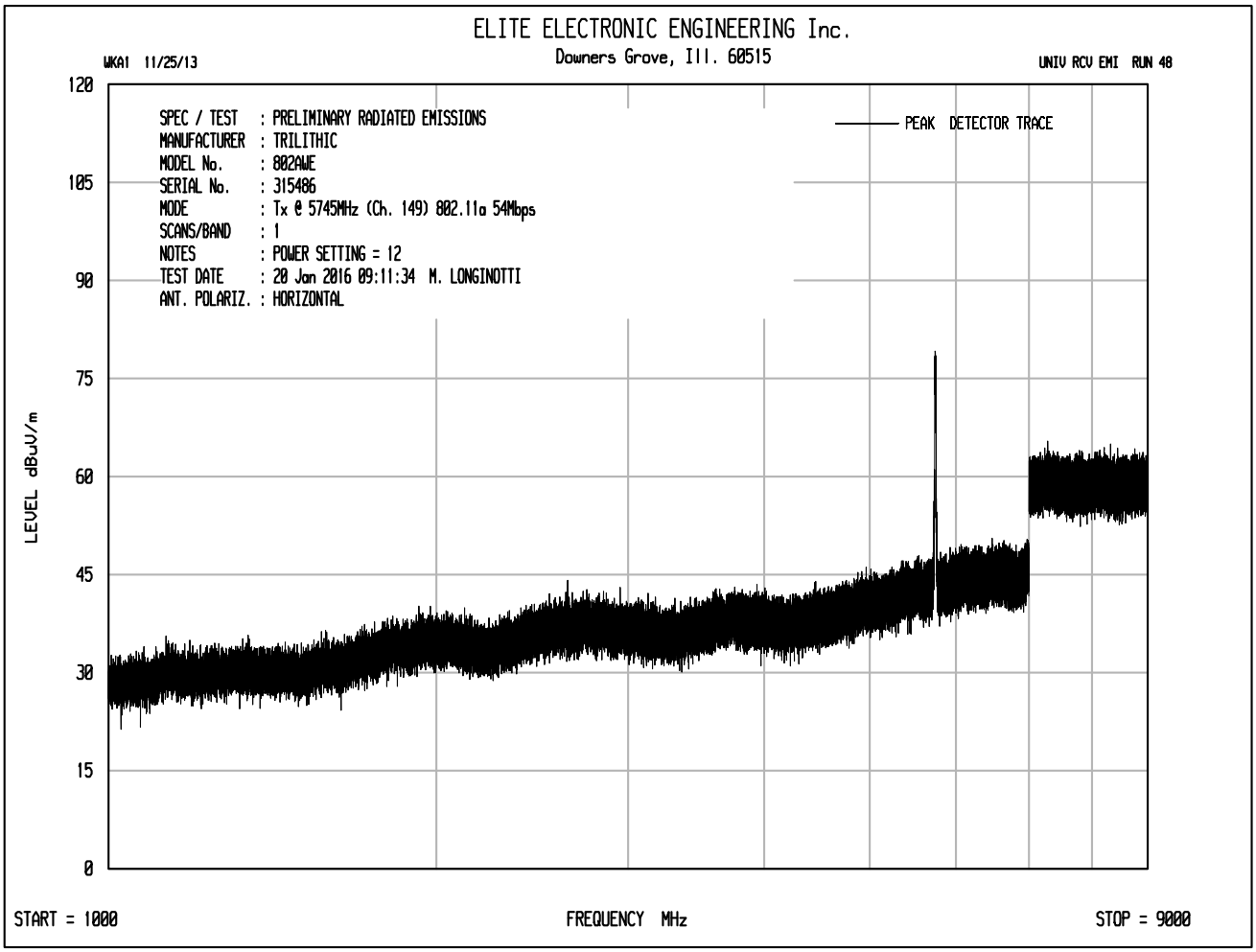
ELITE ELECTRONIC ENGINEERING Inc.
Downers Grove, Ill. 60515
WKA1 11/25/13
UNIV RCV EMI RUN 48
SPEC / TEST : PRELIMINARY RADIATED EMISSIONS
MANUFACTURER : TRILITHIC
MODEL No. : 802AWE
SERIAL No. : 315486
MODE : Tx @ 5745MHz (Ch. 149) 802.11a 54Mbps
SCANS/BAND : 1
NOTES : POWER SETTING = 12
TEST DATE : 20 Jan 2016 09:11:34 M. LONGINOTTI
ANT. POLARIZ. : HORIZONTAL
PEAK DETECTOR TRACE
LEVEL dBuV/m
120
105
90
75
60
45
30
15
0
START = 1000
FREQUENCY MHz
STOP = 9000

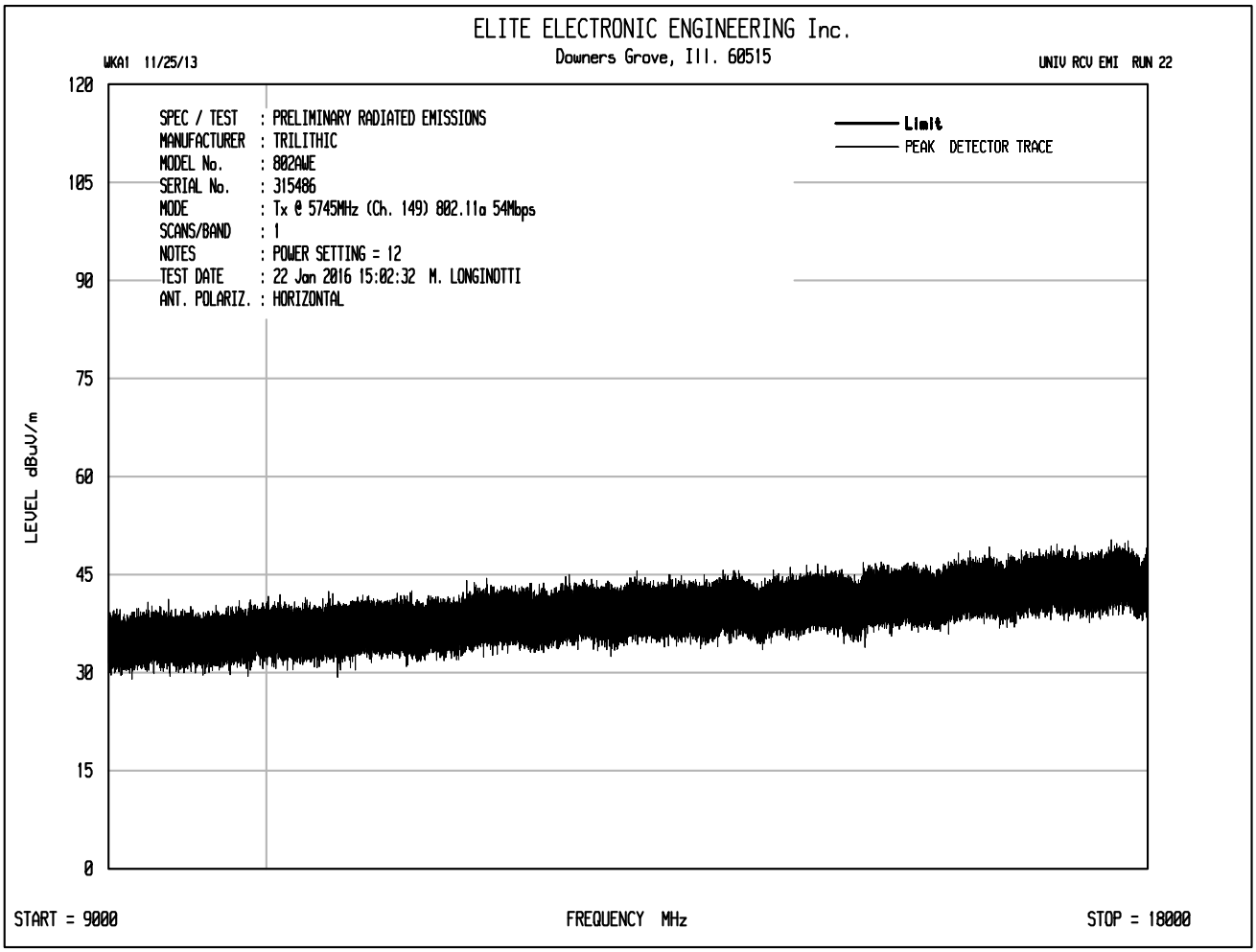
ELITE ELECTRONIC ENGINEERING Inc.
Downers Grove, Ill. 60515
WKA1 11/25/13
UNIV RCV EMI RUN 22
SPEC / TEST : PRELIMINARY RADIATED EMISSIONS
MANUFACTURER : TRILITHIC
MODEL No. : 802AWE
SERIAL No. : 315486
MODE : Tx @ 5745MHz (Ch. 149) 802.11a 54Mbps
SCANS/BAND : 1
NOTES : POWER SETTING = 12
TEST DATE : 22 Jan 2016 15:02:32 M. LONGINOTTI
ANT. POLARIZ. : HORIZONTAL
Limit
PEAK DETECTOR TRACE
LEVEL dBuV/m
120
105
90
75
60
45
30
15
0
START = 9000
FREQUENCY MHz
STOP = 18000

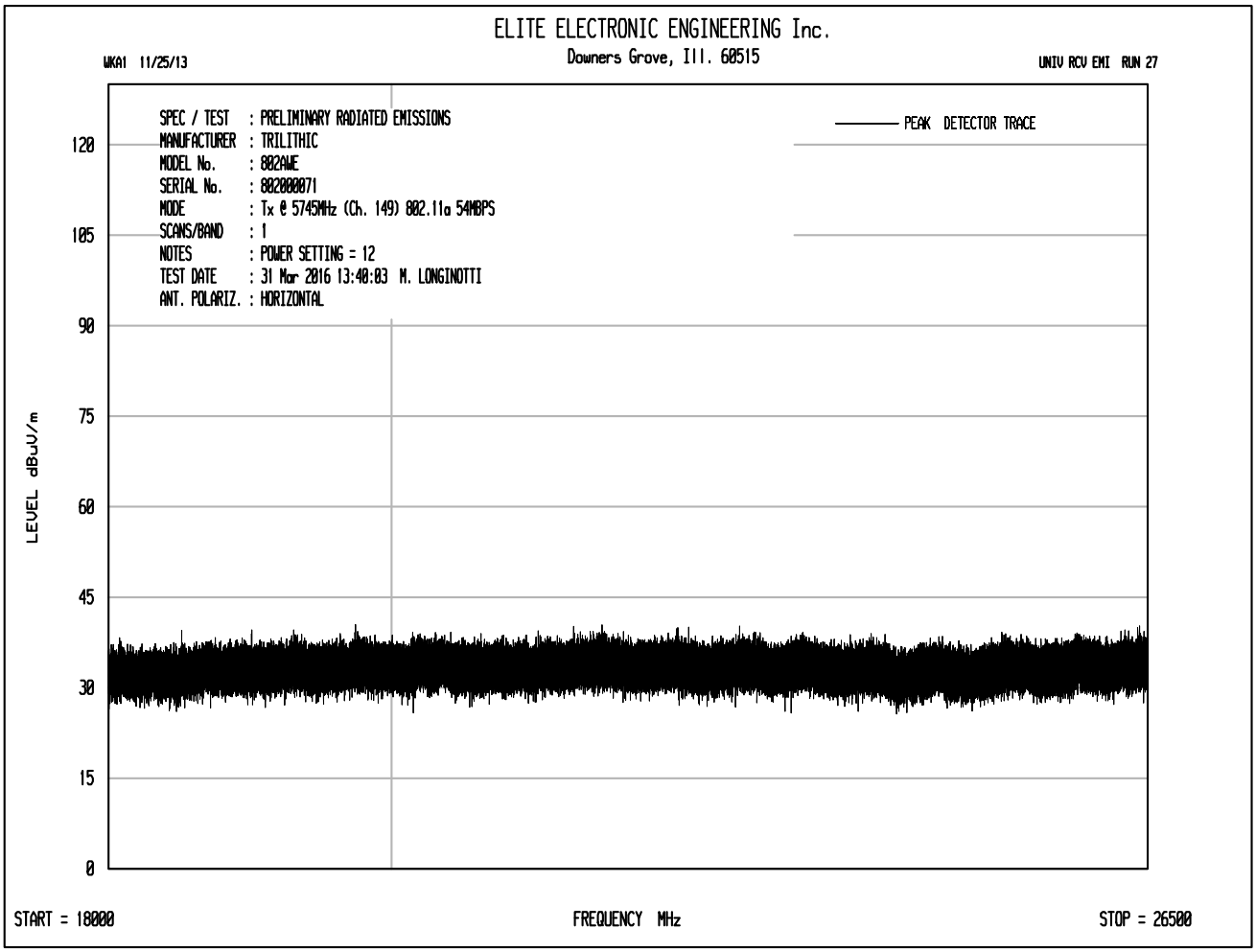
ELITE ELECTRONIC ENGINEERING Inc.
Downers Grove, Ill. 60515
WKA1 11/25/13
UNIV RCV EMI RUN 27
SPEC / TEST : PRELIMINARY RADIATED EMISSIONS
MANUFACTURER : TRILITHIC
MODEL No. : 802AWE
SERIAL No. : 802000071
MODE : Tx @ 5745MHz (Ch. 149) 802.11a 54MBPS
SCANS/BAND : 1
NOTES : POWER SETTING = 12
TEST DATE : 31 Mar 2016 13:40:03 M. LONGINOTTI
ANT. POLARIZ. : HORIZONTAL
PEAK DETECTOR TRACE
LEVEL dBuV/m
120
105
90
75
60
45
30
15
0
START = 18000
FREQUENCY MHz
STOP = 26500

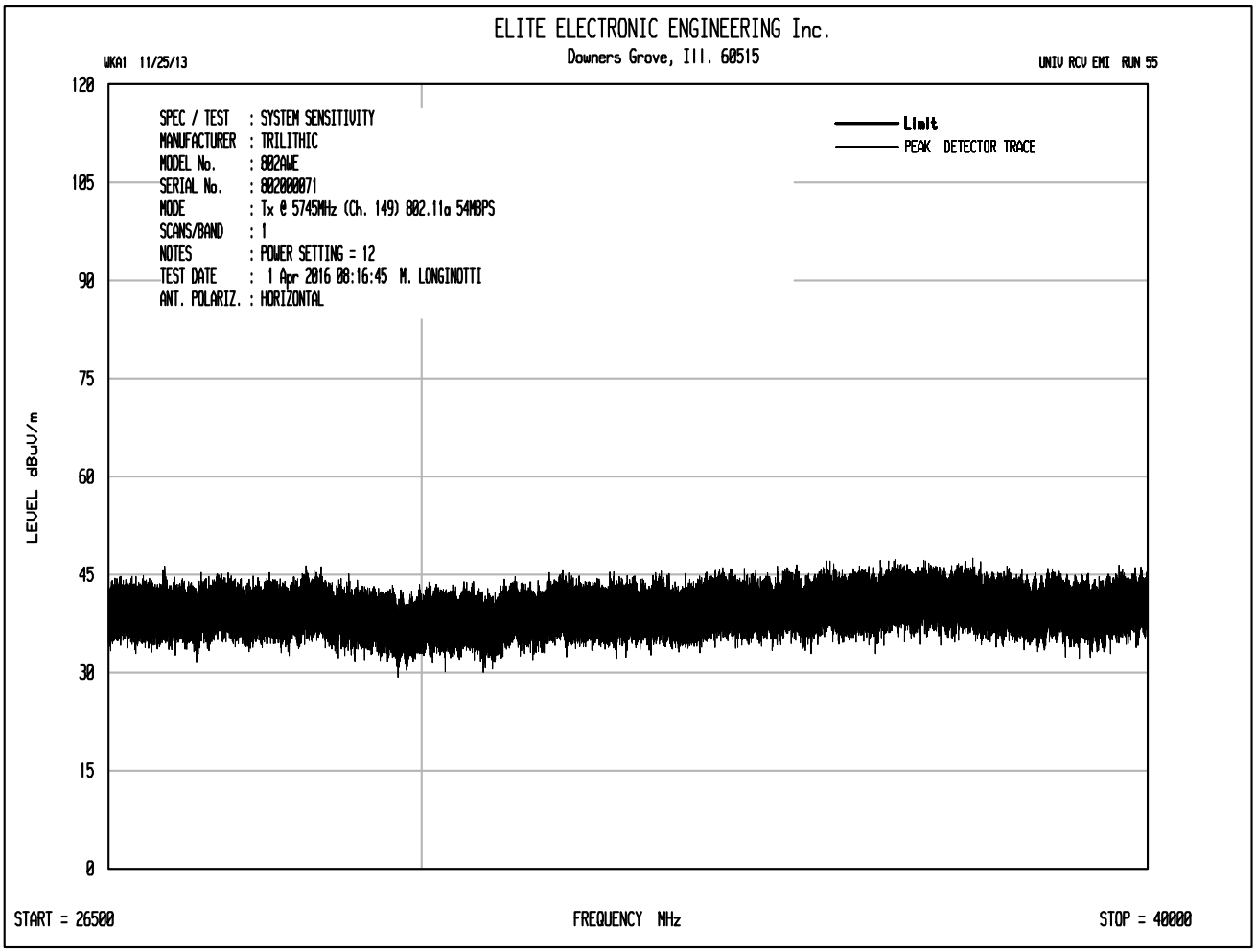
ELITE ELECTRONIC ENGINEERING Inc.
Downers Grove, Ill. 60515
WKA1 11/25/13
UNIV RCV EMI RUN 55
SPEC / TEST : SYSTEM SENSITIVITY
MANUFACTURER : TRILITHIC
MODEL No. : 802AWE
SERIAL No. : 802000071
MODE : Tx @ 5745MHz (Ch. 149) 802.11a 54MBPS
SCANS/BAND : 1
NOTES : POWER SETTING = 12
TEST DATE : 1 Apr 2016 08:16:45 M. LONGINOTTI
ANT. POLARIZ. : HORIZONTAL
Limit
PEAK DETECTOR TRACE
LEVEL dBuV/m
120
105
90
75
60
45
30
15
0
START = 26500
FREQUENCY MHz
STOP = 40000

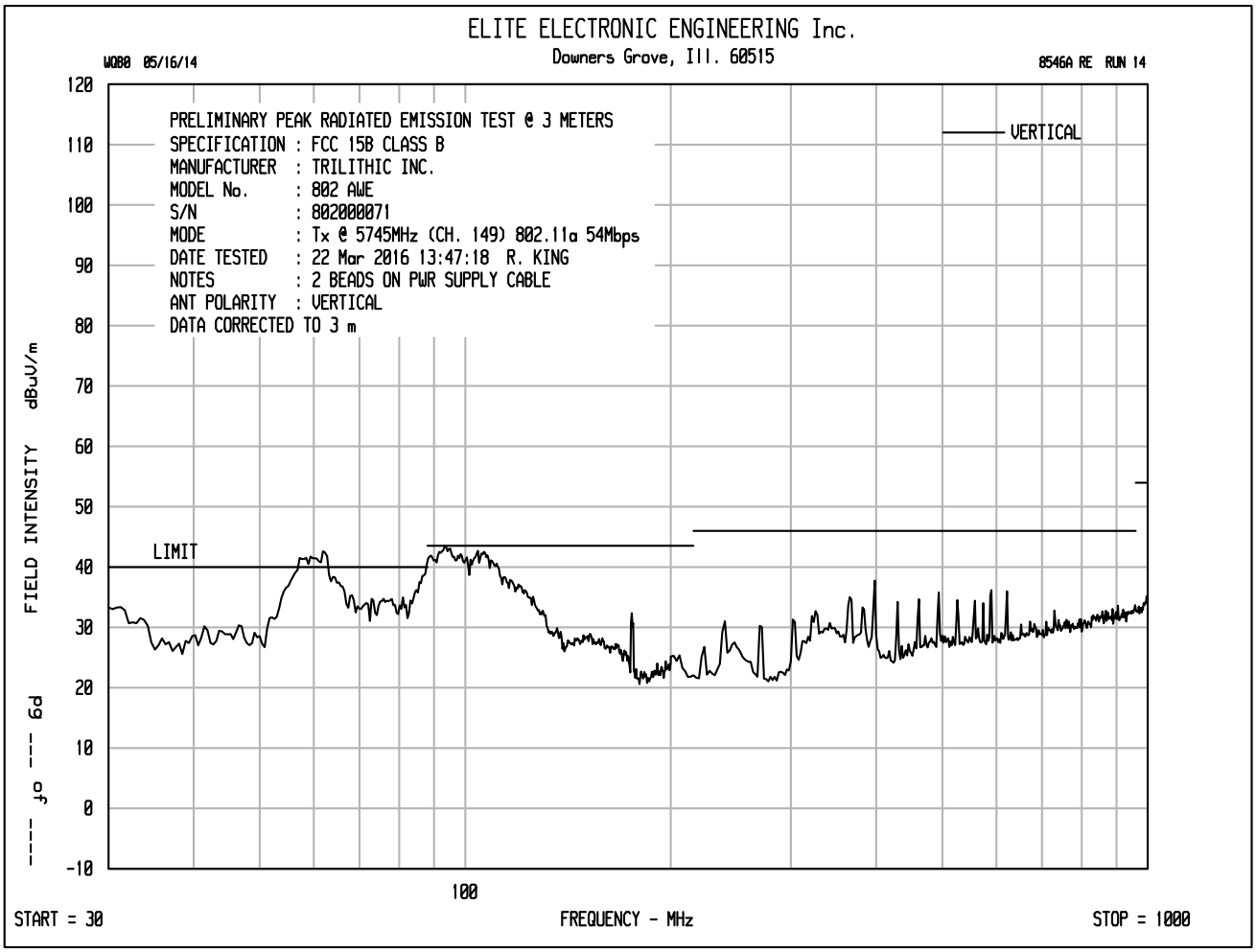
ELITE ELECTRONIC ENGINEERING Inc.
Downers Grove, Ill. 60515
W0B0 05/16/14
8546A RE RUN 14
PRELIMINARY PEAK RADIATED EMISSION TEST @ 3 METERS
SPECIFICATION : FCC 15B CLASS B
MANUFACTURER : TRILITHIC INC.
MODEL No. : 802 AWE
S/N : 802000071
MODE : Tx @ 5745MHz (CH. 149) 802.11a 54Mbps
DATE TESTED : 22 Mar 2016 13:47:18 R. KING
NOTES : 2 BEADS ON PWR SUPPLY CABLE
ANT POLARITY : VERTICAL
DATA CORRECTED TO 3 m
VERTICAL
LIMIT
FIELD INTENSITY dBuV/m
---- µo --- 6d
120
110
100
90
80
70
60
50
40
30
20
10
0
-10
100
START = 30
FREQUENCY - MHz
STOP = 1000

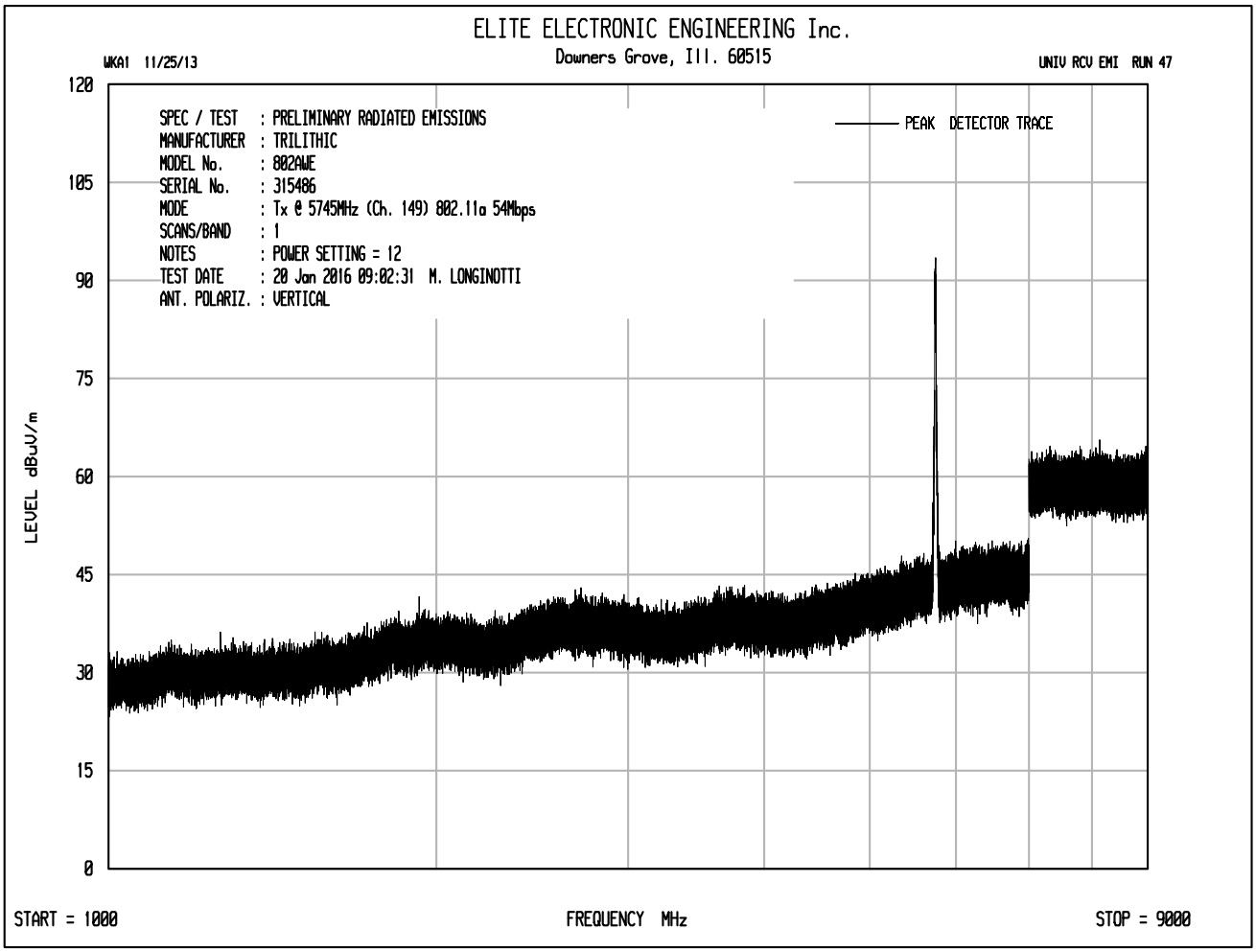
ELITE ELECTRONIC ENGINEERING Inc.
Downers Grove, Ill. 60515
WKA1 11/25/13
UNIV RCV EMI RUN 47
SPEC / TEST : PRELIMINARY RADIATED EMISSIONS
MANUFACTURER : TRILITHIC
MODEL No. : 802AWE
SERIAL No. : 315486
MODE : Tx @ 5745MHz (Ch. 149) 802.11a 54Mbps
SCANS/BAND : 1
NOTES : POWER SETTING = 12
TEST DATE : 20 Jan 2016 09:02:31 M. LONGINOTTI
ANT. POLARIZ. : VERTICAL
PEAK DETECTOR TRACE
LEVEL dBuV/m
120
105
90
75
60
45
30
15
0
START = 1000
FREQUENCY MHz
STOP = 9000

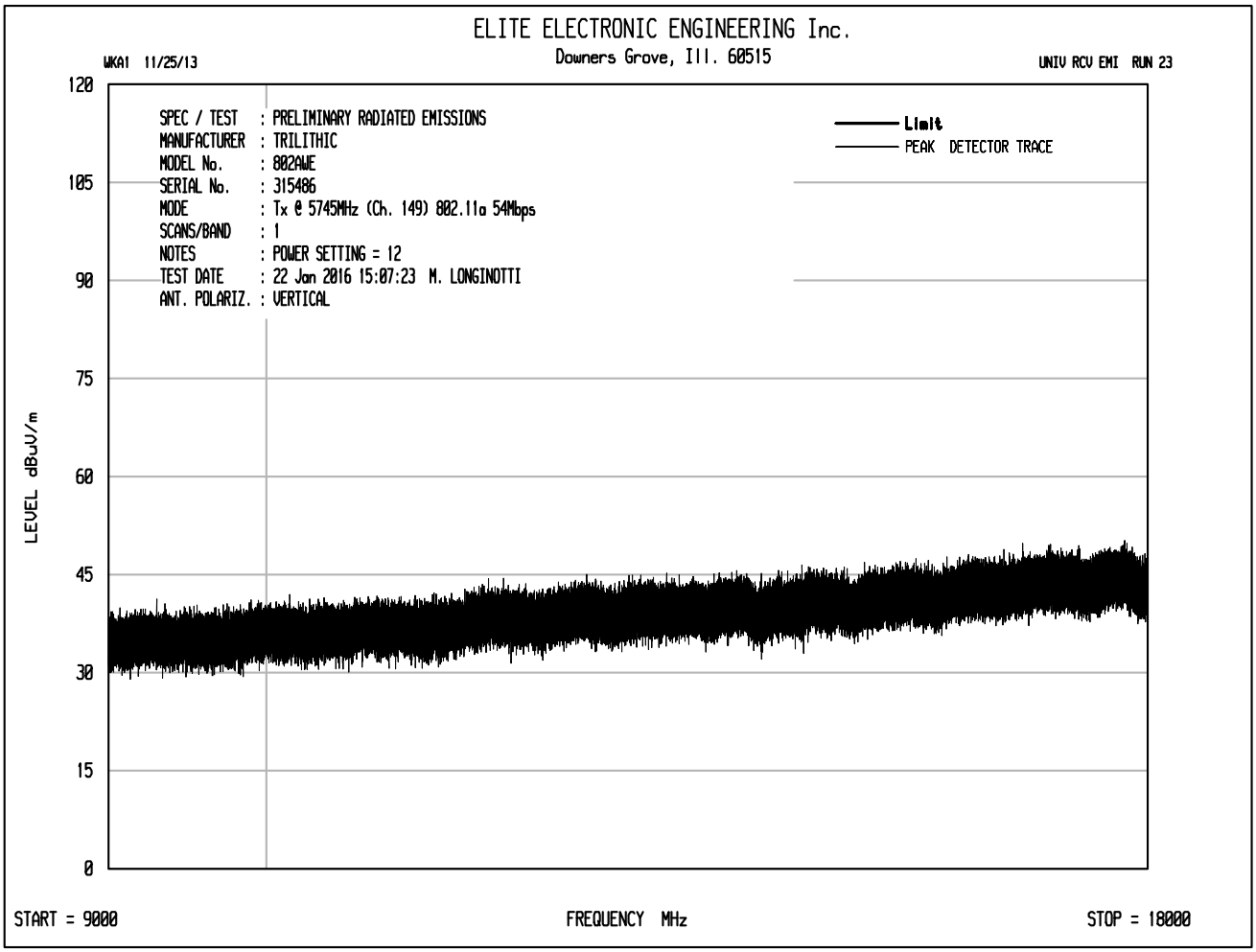
ELITE ELECTRONIC ENGINEERING Inc.
Downers Grove, Ill. 60515
WKA1 11/25/13
UNIV RCV EMI RUN 23
SPEC / TEST : PRELIMINARY RADIATED EMISSIONS
MANUFACTURER : TRILITHIC
MODEL No. : 802AWE
SERIAL No. : 315486
MODE : Tx @ 5745MHz (Ch. 149) 802.11a 54Mbps
SCANS/BAND : 1
NOTES : POWER SETTING = 12
TEST DATE : 22 Jan 2016 15:07:23 M. LONGINOTTI
ANT. POLARIZ. : VERTICAL
Limit
PEAK DETECTOR TRACE
LEVEL dBuV/m
120
105
90
75
60
45
30
15
0
START = 9000
FREQUENCY MHz
STOP = 18000

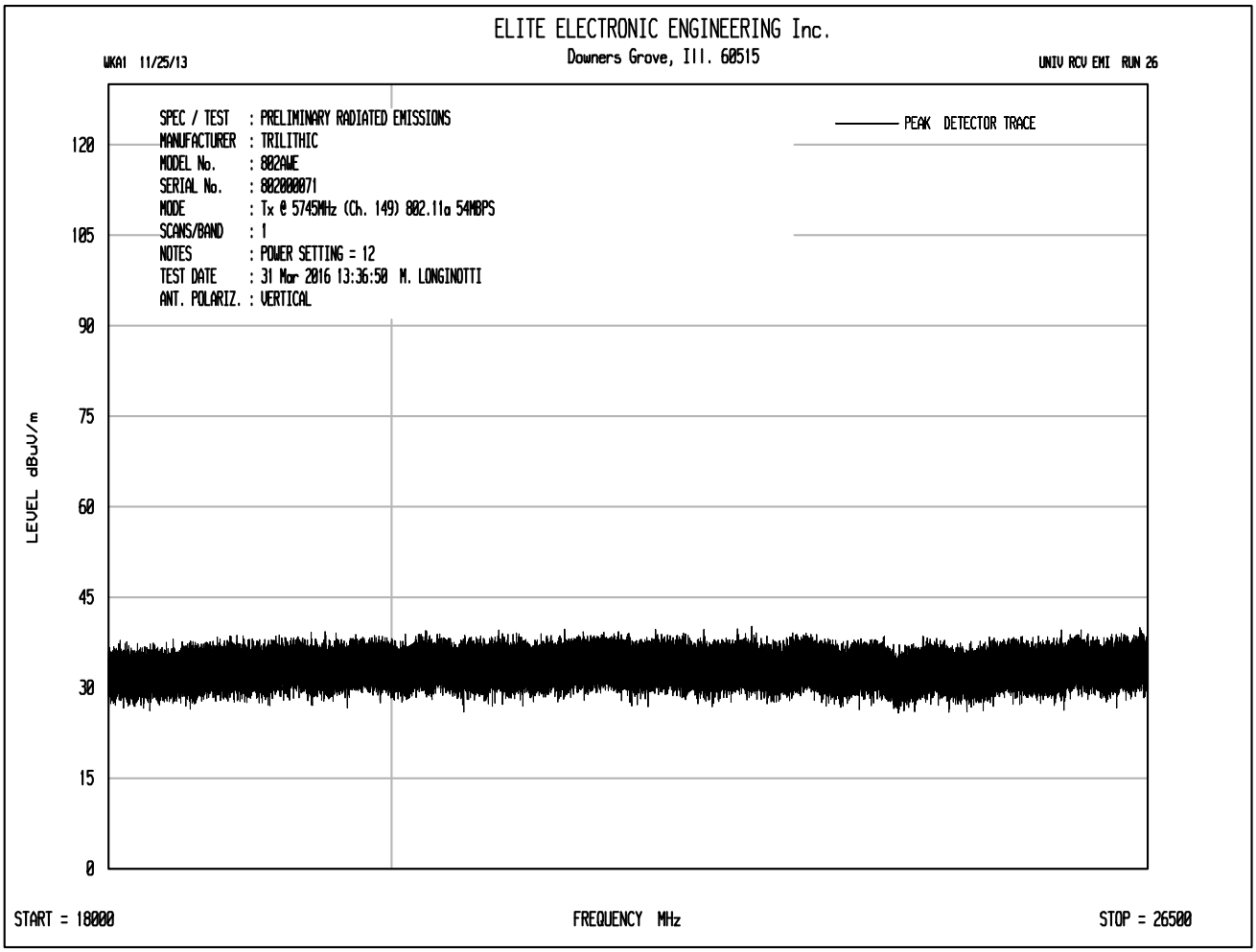
ELITE ELECTRONIC ENGINEERING Inc.
Downers Grove, Ill. 60515
WKA1 11/25/13
UNIV RCV EMI RUN 26
SPEC / TEST : PRELIMINARY RADIATED EMISSIONS
MANUFACTURER : TRILITHIC
MODEL No. : 802AWE
SERIAL No. : 802000071
MODE : Tx @ 5745MHz (Ch. 149) 802.11a 54MBPS
SCANS/BAND : 1
NOTES : POWER SETTING = 12
TEST DATE : 31 Mar 2016 13:36:50 M. LONGINOTTI
ANT. POLARIZ. : VERTICAL
PEAK DETECTOR TRACE
LEVEL dBuV/m
120
105
90
75
60
45
30
15
0
START = 18000
FREQUENCY MHz
STOP = 26500

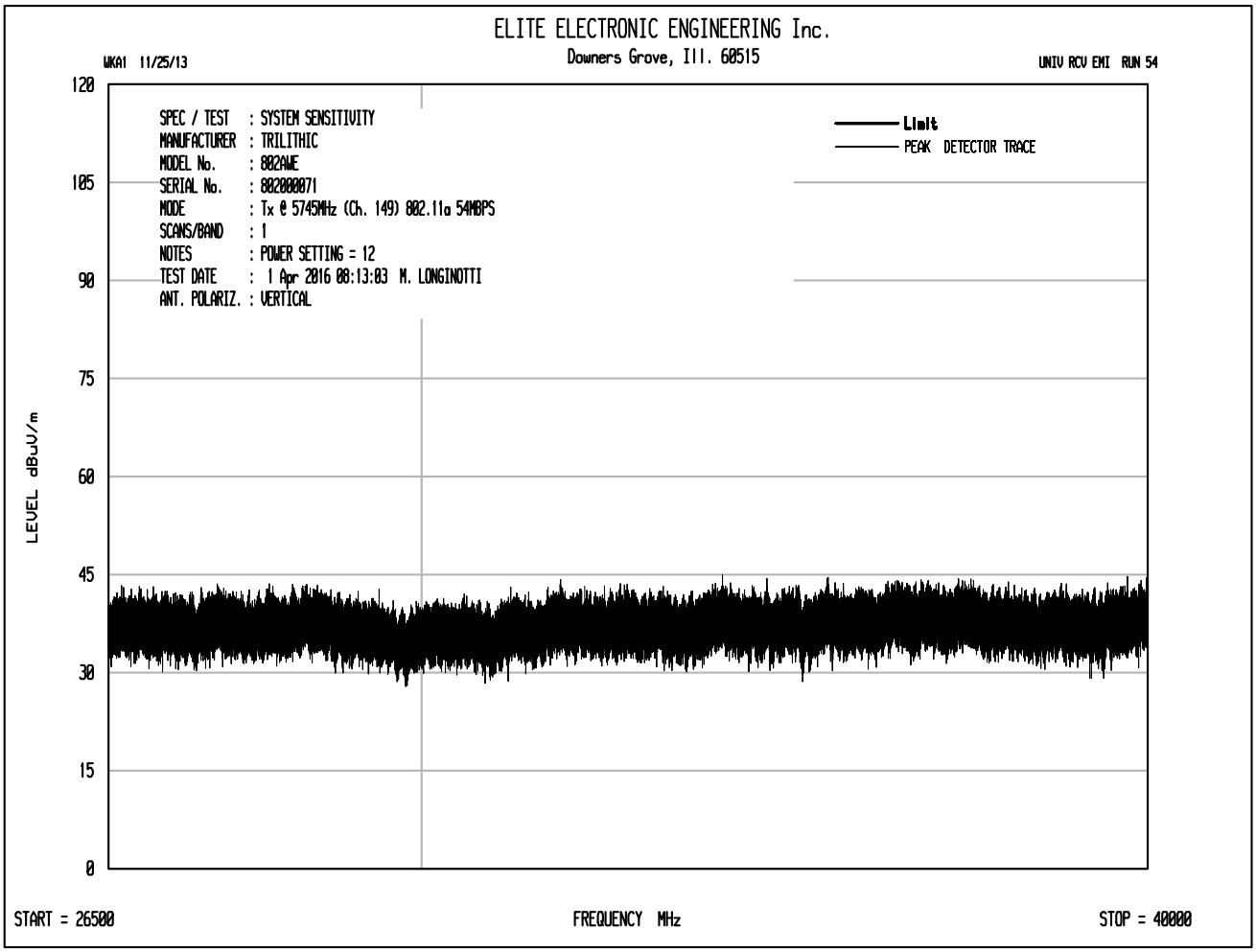
ELITE ELECTRONIC ENGINEERING Inc.
Downers Grove, Ill. 60515
WKA1 11/25/13
UNIV RCV EMI RUN 54
SPEC / TEST : SYSTEM SENSITIVITY
MANUFACTURER : TRILITHIC
MODEL No. : 802AWE
SERIAL No. : 802000071
MODE : Tx @ 5745MHz (Ch. 149) 802.11a 54MBPS
SCANS/BAND : 1
NOTES : POWER SETTING = 12
TEST DATE : 1 Apr 2016 08:13:03 M. LONGINOTTI
ANT. POLARIZ. : VERTICAL
Limit
PEAK DETECTOR TRACE
LEVEL dBuV/m
120
105
90
75
60
45
30
15
0
START = 26500
FREQUENCY MHz
STOP = 40000

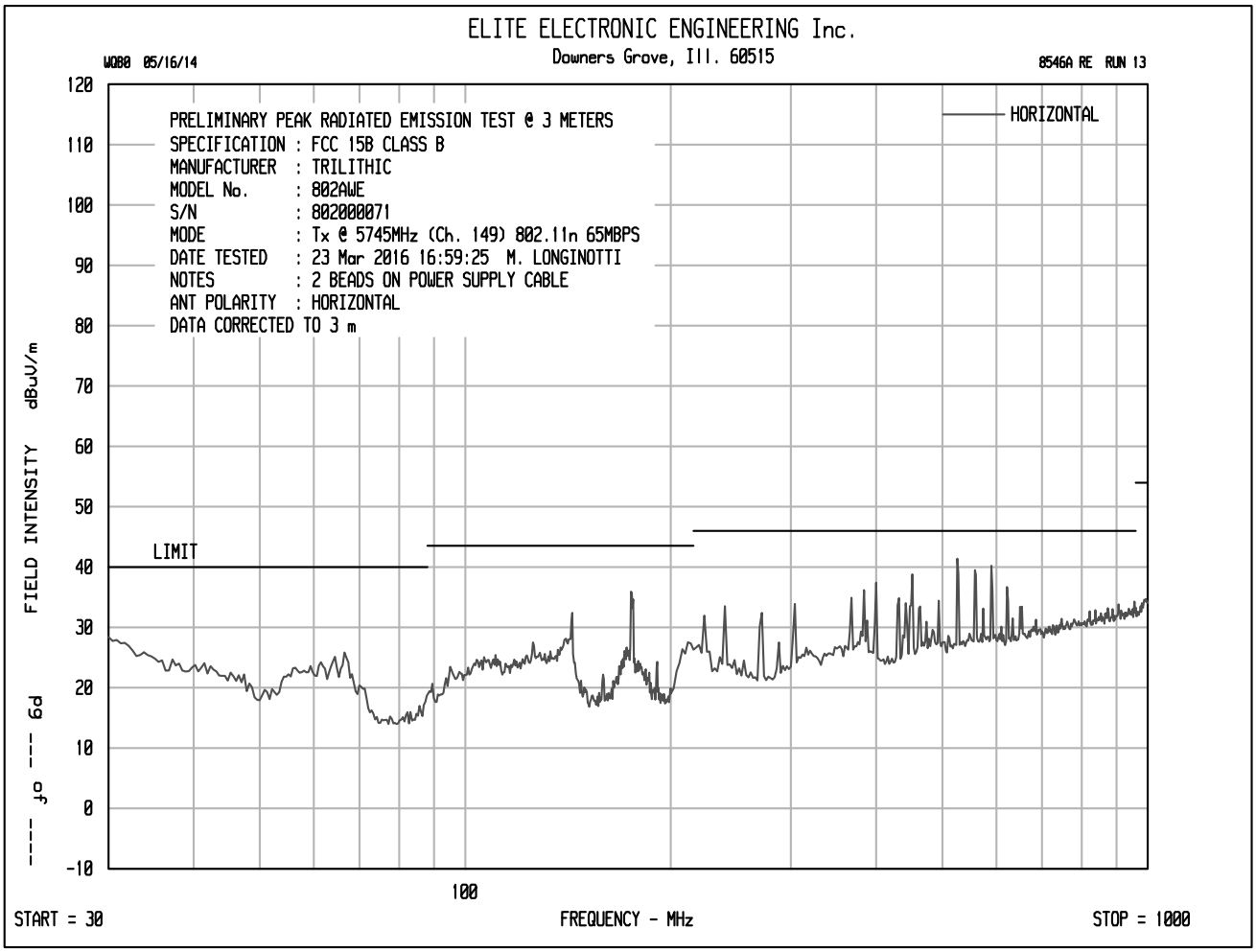
ELITE ELECTRONIC ENGINEERING Inc.
Downers Grove, Ill. 60515
W080 05/16/14
8546A RE RUN 13
PRELIMINARY PEAK RADIATED EMISSION TEST @ 3 METERS
SPECIFICATION : FCC 15B CLASS B
MANUFACTURER : TRILITHIC
MODEL No. : 802AWE
S/N : 802000071
MODE : Tx @ 5745MHz (Ch. 149) 802.11n 65MBPS
DATE TESTED : 23 Mar 2016 16:59:25 M. LONGINOTTI
NOTES : 2 BEADS ON POWER SUPPLY CABLE
ANT POLARITY : HORIZONTAL
DATA CORRECTED TO 3 m
HORIZONTAL
LIMIT
FIELD INTENSITY dBuV/m
---- µo --- 6d
120
110
100
90
80
70
60
50
40
30
20
10
0
-10
100
START = 30
FREQUENCY - MHz
STOP = 1000

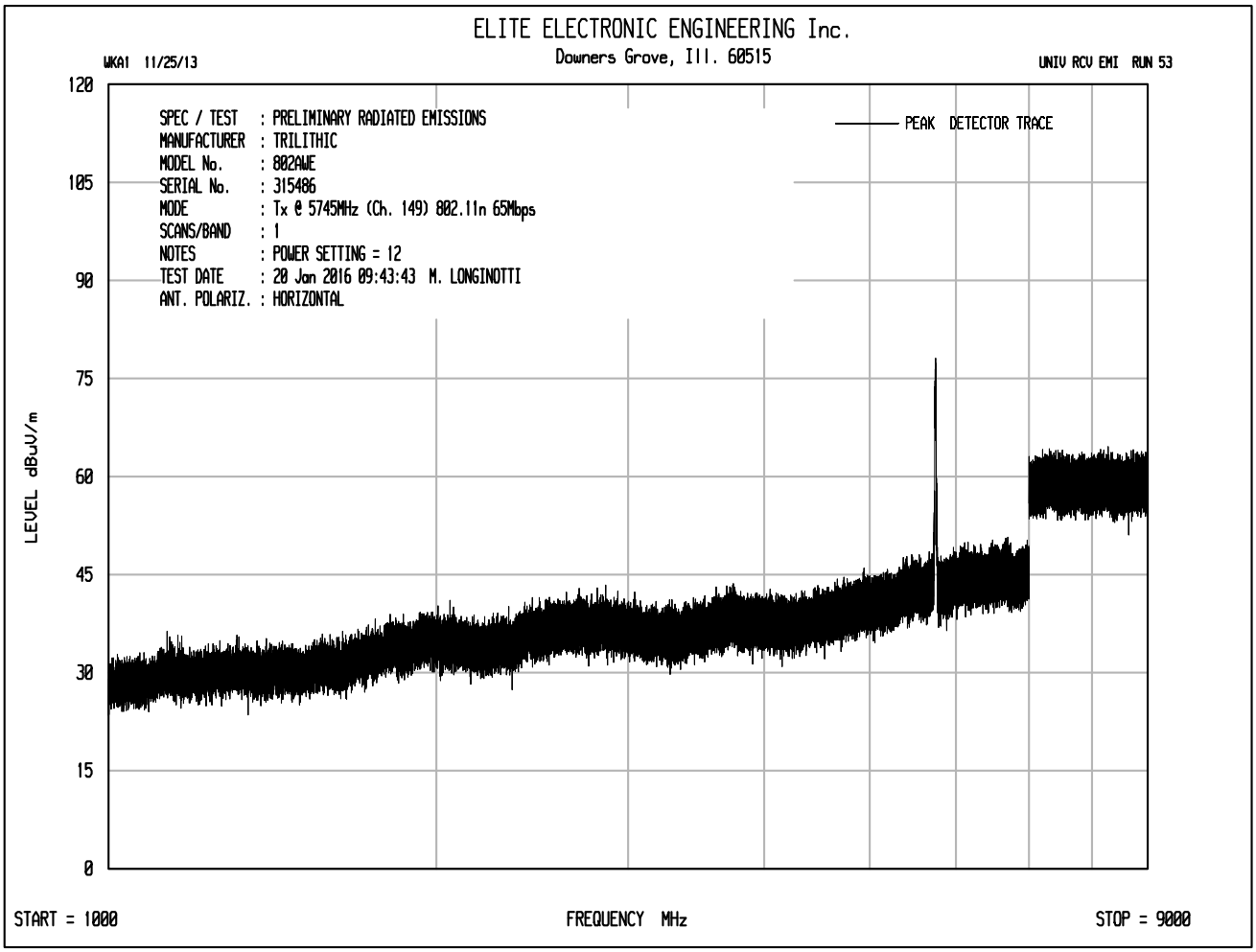
ELITE ELECTRONIC ENGINEERING Inc.
Downers Grove, Ill. 60515
WKA1 11/25/13
UNIV RCV EMI RUN 53
SPEC / TEST : PRELIMINARY RADIATED EMISSIONS
MANUFACTURER : TRILITHIC
MODEL No. : 802AWE
SERIAL No. : 315486
MODE : Tx @ 5745MHz (Ch. 149) 802.11n 65Mbps
SCANS/BAND : 1
NOTES : POWER SETTING = 12
TEST DATE : 20 Jan 2016 09:43:43 M. LONGINOTTI
ANT. POLARIZ. : HORIZONTAL
PEAK DETECTOR TRACE
LEVEL dBuV/m
120
105
90
75
60
45
30
15
0
START = 1000
FREQUENCY MHz
STOP = 9000

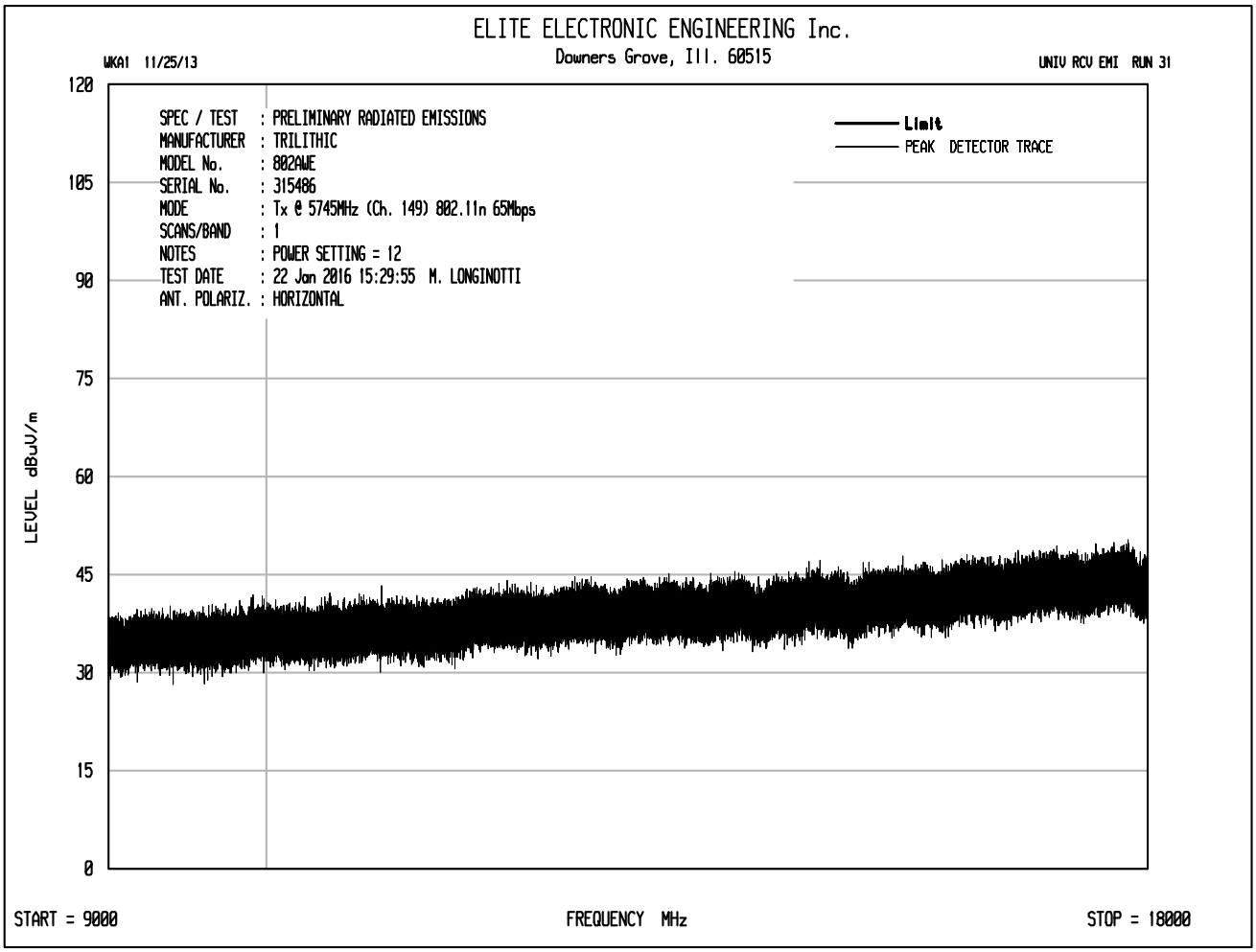
ELITE ELECTRONIC ENGINEERING Inc.
Downers Grove, Ill. 60515
WKA1 11/25/13
UNIV RCV EMI RUN 31
SPEC / TEST : PRELIMINARY RADIATED EMISSIONS
MANUFACTURER : TRILITHIC
MODEL No. : 802AWE
SERIAL No. : 315486
MODE : Tx @ 5745MHz (Ch. 149) 802.11n 65Mbps
SCANS/BAND : 1
NOTES : POWER SETTING = 12
TEST DATE : 22 Jan 2016 15:29:55 M. LONGINOTTI
ANT. POLARIZ. : HORIZONTAL
Limit
PEAK DETECTOR TRACE
LEVEL dBuV/m
120
105
90
75
60
45
30
15
0
START = 9000
FREQUENCY MHz
STOP = 18000

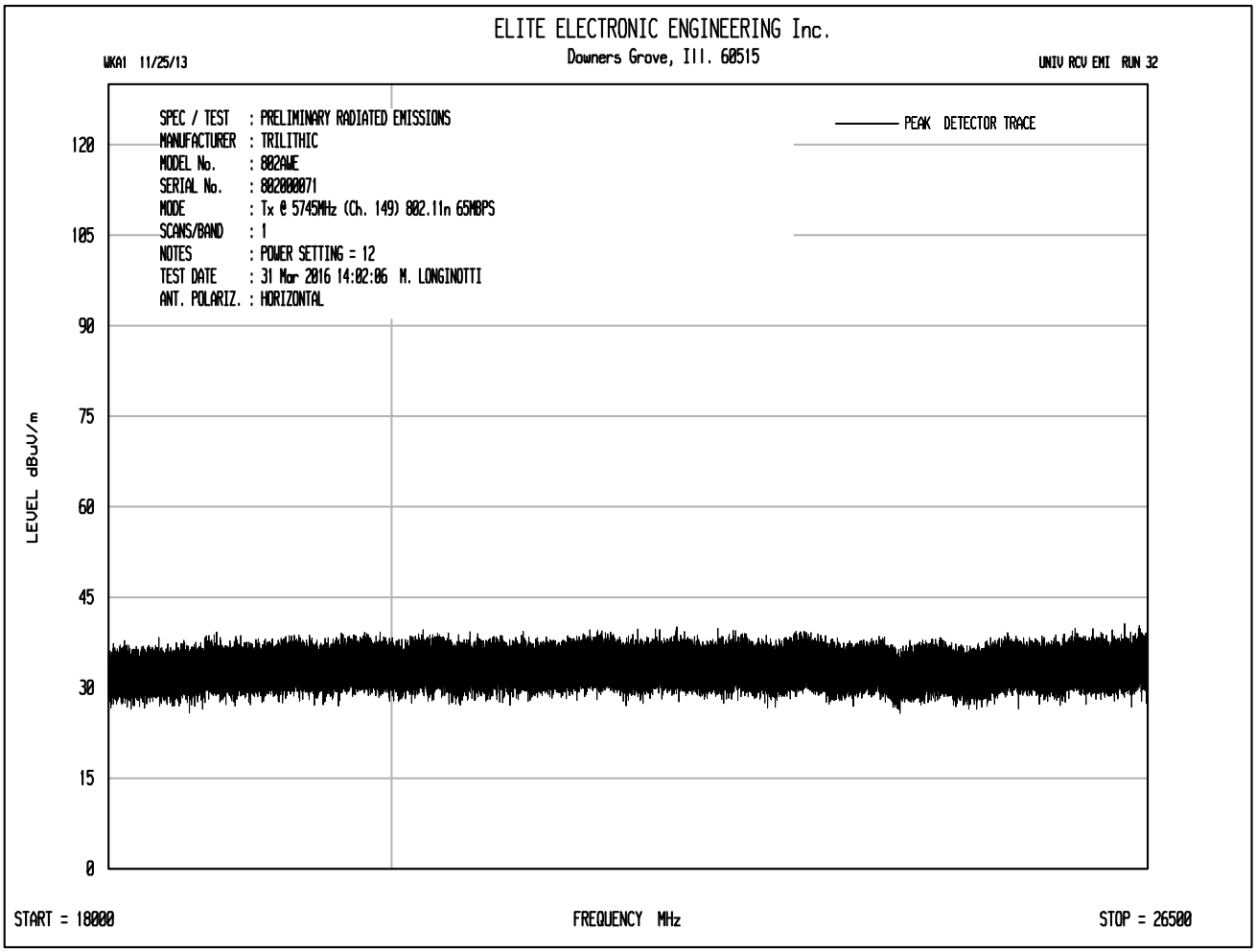
ELITE ELECTRONIC ENGINEERING Inc.
Downers Grove, Ill. 60515
WKA1 11/25/13
UNIV RCV EMI RUN 32
SPEC / TEST : PRELIMINARY RADIATED EMISSIONS
MANUFACTURER : TRILITHIC
MODEL No. : 802AWE
SERIAL No. : 802000071
MODE : Tx @ 5745MHz (Ch. 149) 802.11n 65MBPS
SCANS/BAND : 1
NOTES : POWER SETTING = 12
TEST DATE : 31 Mar 2016 14:02:06 M. LONGINOTTI
ANT. POLARIZ. : HORIZONTAL
PEAK DETECTOR TRACE
LEVEL dBuV/m
120
105
90
75
60
45
30
15
0
START = 18000
FREQUENCY MHz
STOP = 26500

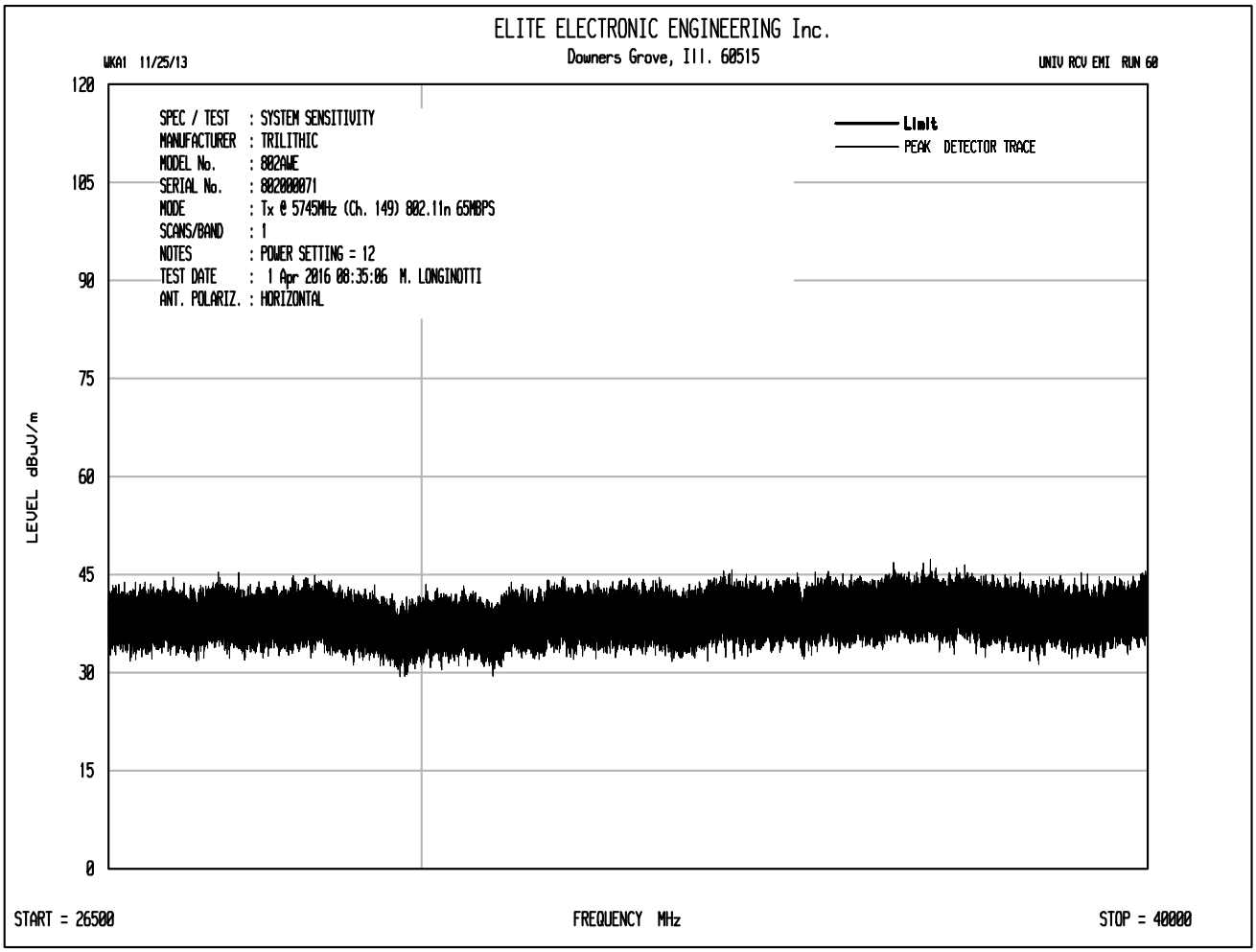
ELITE ELECTRONIC ENGINEERING Inc.
Downers Grove, Ill. 60515
WKA1 11/25/13
UNIV RCV EMI RUN 60
SPEC / TEST : SYSTEM SENSITIVITY
MANUFACTURER : TRILITHIC
MODEL No. : 802AWE
SERIAL No. : 802000071
MODE : Tx @ 5745MHz (Ch. 149) 802.11n 65MBPS
SCANS/BAND : 1
NOTES : POWER SETTING = 12
TEST DATE : 1 Apr 2016 08:35:06 M. LONGINOTTI
ANT. POLARIZ. : HORIZONTAL
Limit
PEAK DETECTOR TRACE
LEVEL dBuV/m
120
105
90
75
60
45
30
15
0
START = 26500
FREQUENCY MHz
STOP = 40000

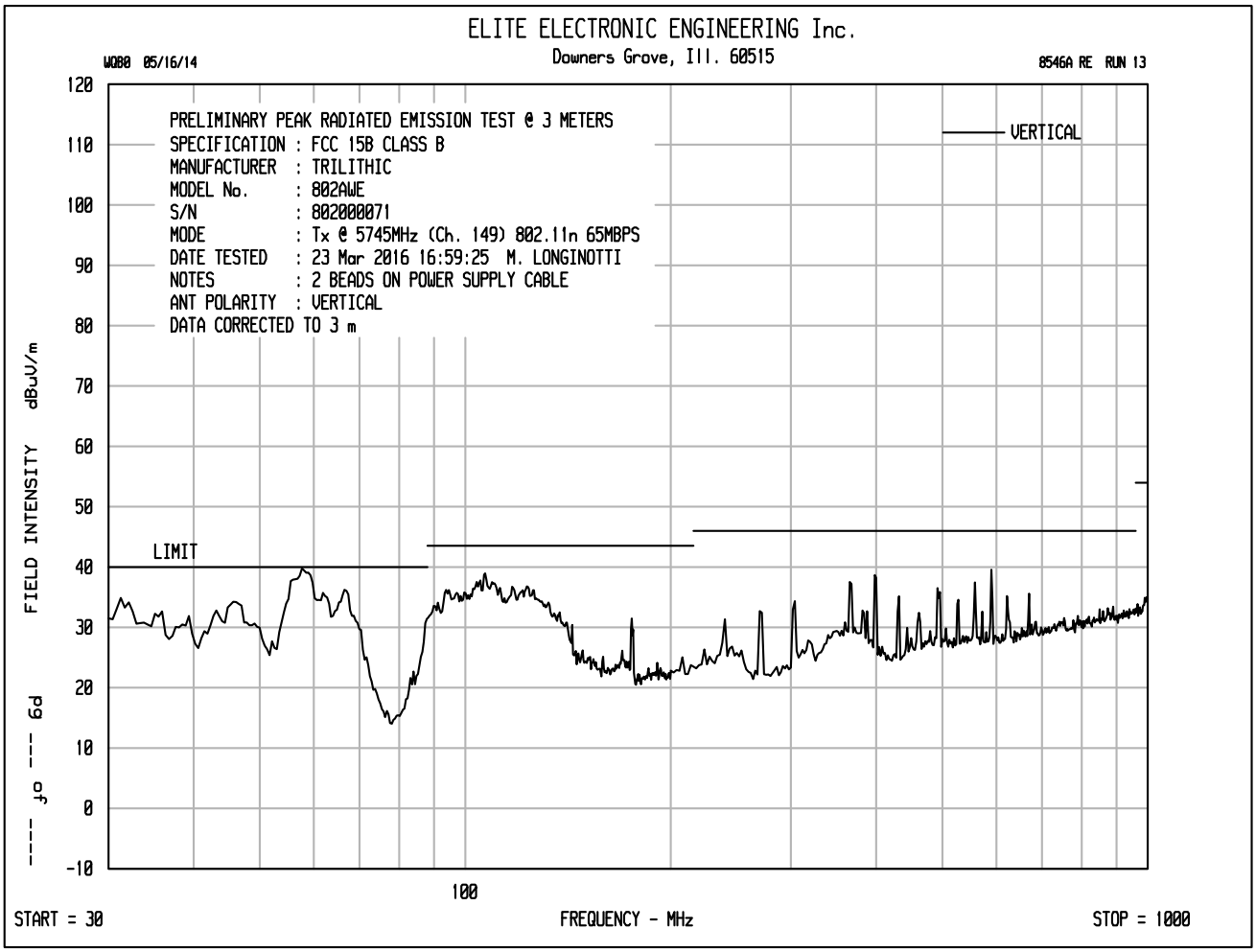
ELITE ELECTRONIC ENGINEERING Inc.
Downers Grove, Ill. 60515
W080 05/16/14
8546A RE RUN 13
PRELIMINARY PEAK RADIATED EMISSION TEST @ 3 METERS
SPECIFICATION : FCC 15B CLASS B
MANUFACTURER : TRILITHIC
MODEL No. : 802AWE
S/N : 802000071
MODE : Tx @ 5745MHz (Ch. 149) 802.11n 65MBPS
DATE TESTED : 23 Mar 2016 16:59:25 M. LONGINOTTI
NOTES : 2 BEADS ON POWER SUPPLY CABLE
ANT POLARITY : VERTICAL
DATA CORRECTED TO 3 m
VERTICAL
LIMIT
FIELD INTENSITY dBuV/m
---- µo --- 6d
120
110
100
90
80
70
60
50
40
30
20
10
0
-10
100
START = 30
FREQUENCY - MHz
STOP = 1000

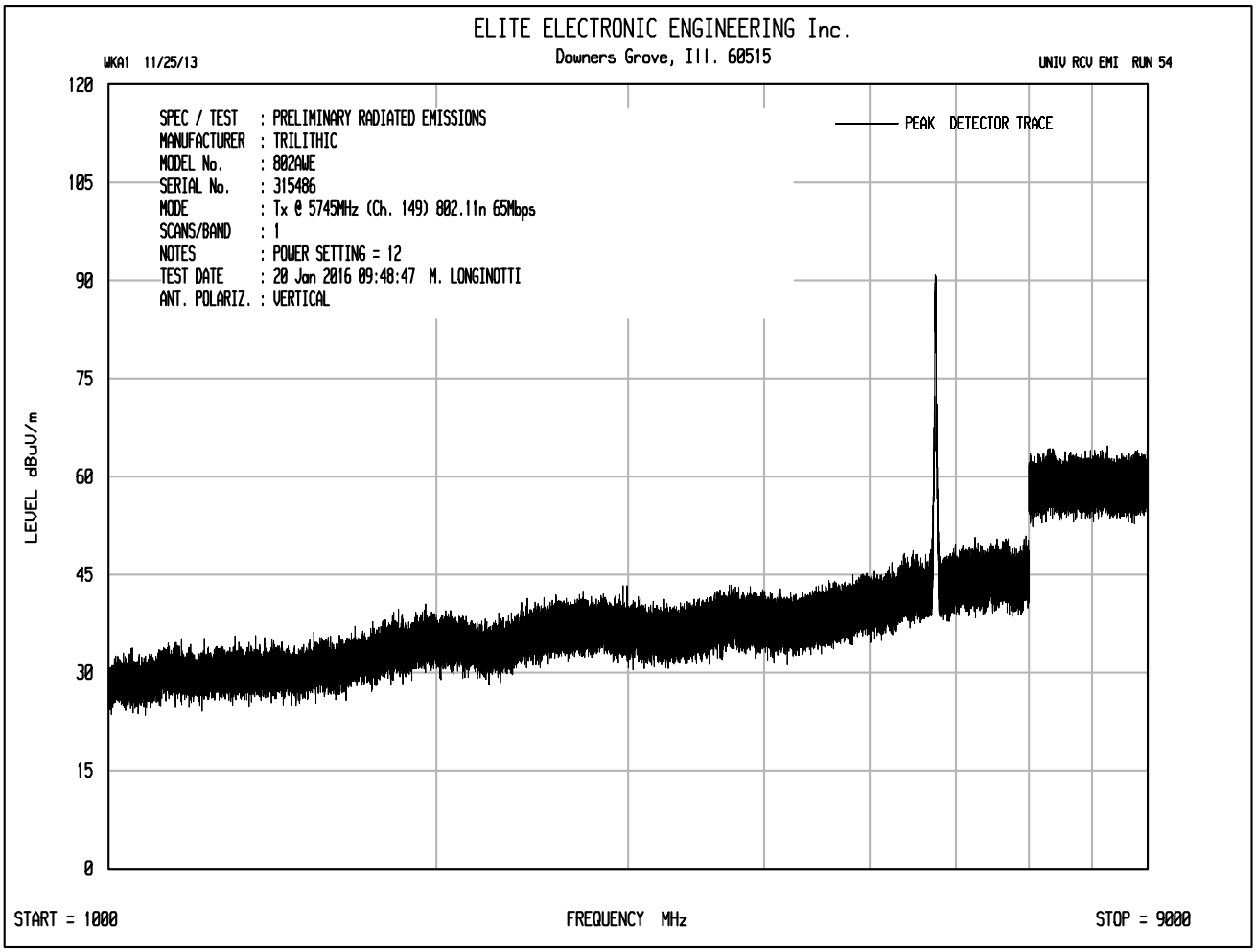
ELITE ELECTRONIC ENGINEERING Inc.
Downers Grove, Ill. 60515
WKA1 11/25/13
UNIV RCV EMI RUN 54
SPEC / TEST : PRELIMINARY RADIATED EMISSIONS
MANUFACTURER : TRILITHIC
MODEL No. : 802AWE
SERIAL No. : 315486
MODE : Tx @ 5745MHz (Ch. 149) 802.11n 65Mbps
SCANS/BAND : 1
NOTES : POWER SETTING = 12
TEST DATE : 20 Jan 2016 09:48:47 M. LONGINOTTI
ANT. POLARIZ. : VERTICAL
PEAK DETECTOR TRACE
LEVEL dBuV/m
120
105
90
75
60
45
30
15
0
START = 1000
FREQUENCY MHz
STOP = 9000

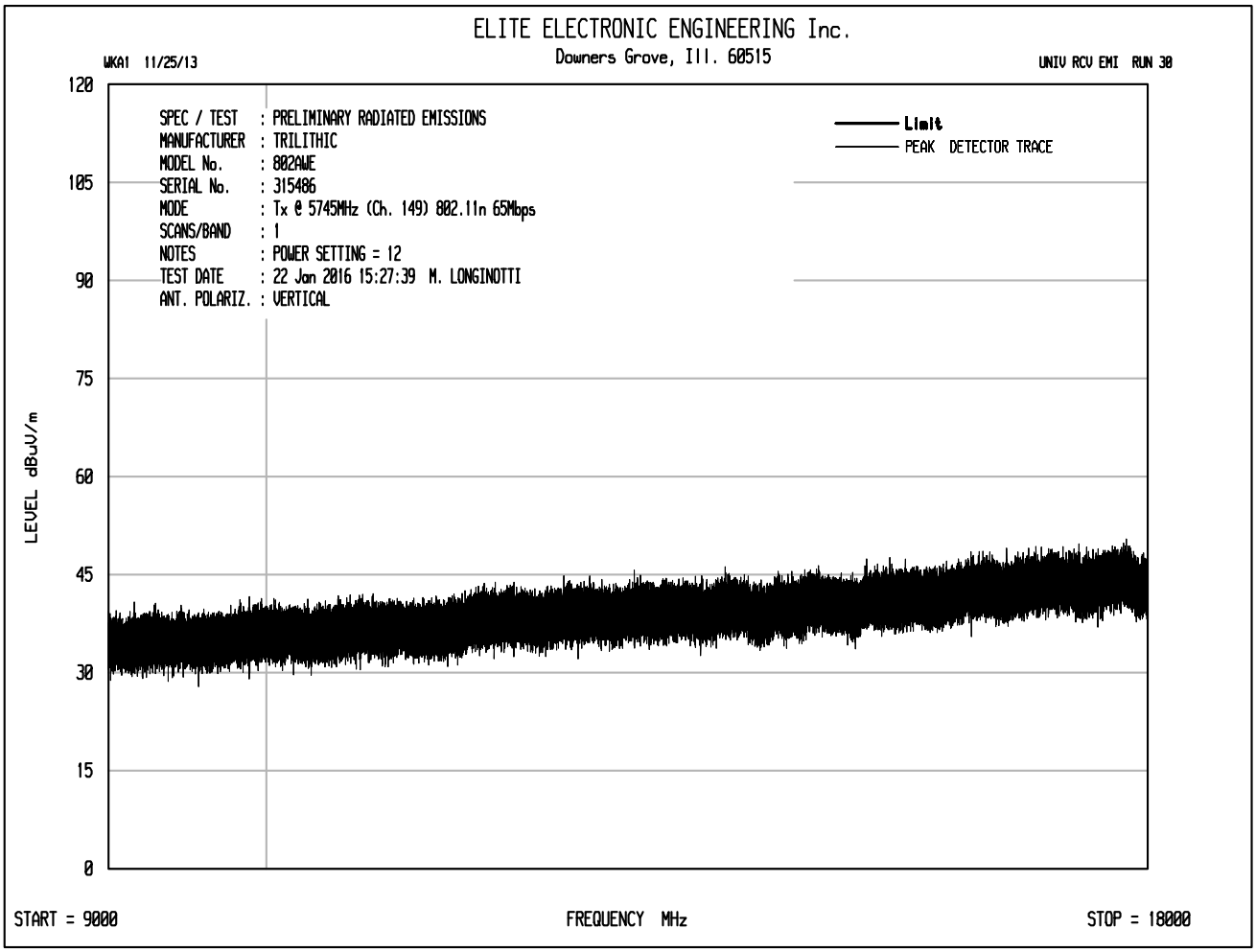
ELITE ELECTRONIC ENGINEERING Inc.
Downers Grove, Ill. 60515
WKA1 11/25/13
UNIV RCV EMI RUN 30
SPEC / TEST : PRELIMINARY RADIATED EMISSIONS
MANUFACTURER : TRILITHIC
MODEL No. : 802AWE
SERIAL No. : 315486
MODE : Tx @ 5745MHz (Ch. 149) 802.11n 65Mbps
SCANS/BAND : 1
NOTES : POWER SETTING = 12
TEST DATE : 22 Jan 2016 15:27:39 M. LONGINOTTI
ANT. POLARIZ. : VERTICAL
Limit
PEAK DETECTOR TRACE
LEVEL dBuV/m
120
105
90
75
60
45
30
15
0
START = 9000
FREQUENCY MHz
STOP = 18000

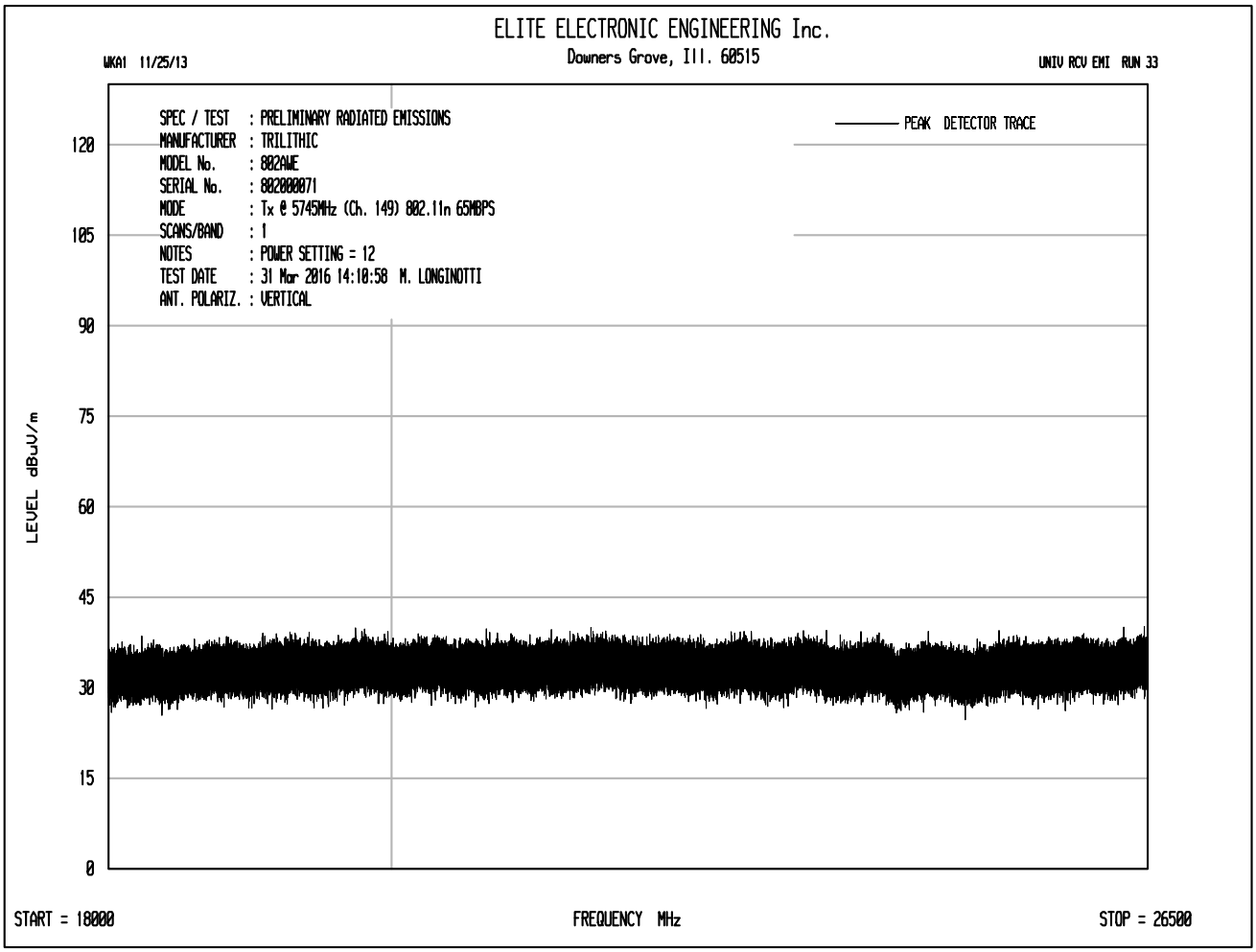
ELITE ELECTRONIC ENGINEERING Inc.
Downers Grove, Ill. 60515
WKA1 11/25/13
UNIV RCV EMI RUN 33
SPEC / TEST : PRELIMINARY RADIATED EMISSIONS
MANUFACTURER : TRILITHIC
MODEL No. : 802AWE
SERIAL No. : 802000071
MODE : Tx @ 5745MHz (Ch. 149) 802.11n 65MBPS
SCANS/BAND : 1
NOTES : POWER SETTING = 12
TEST DATE : 31 Mar 2016 14:10:58 M. LONGINOTTI
ANT. POLARIZ. : VERTICAL
PEAK DETECTOR TRACE
LEVEL dBuV/m
120
105
90
75
60
45
30
15
0
START = 18000
FREQUENCY MHz
STOP = 26500

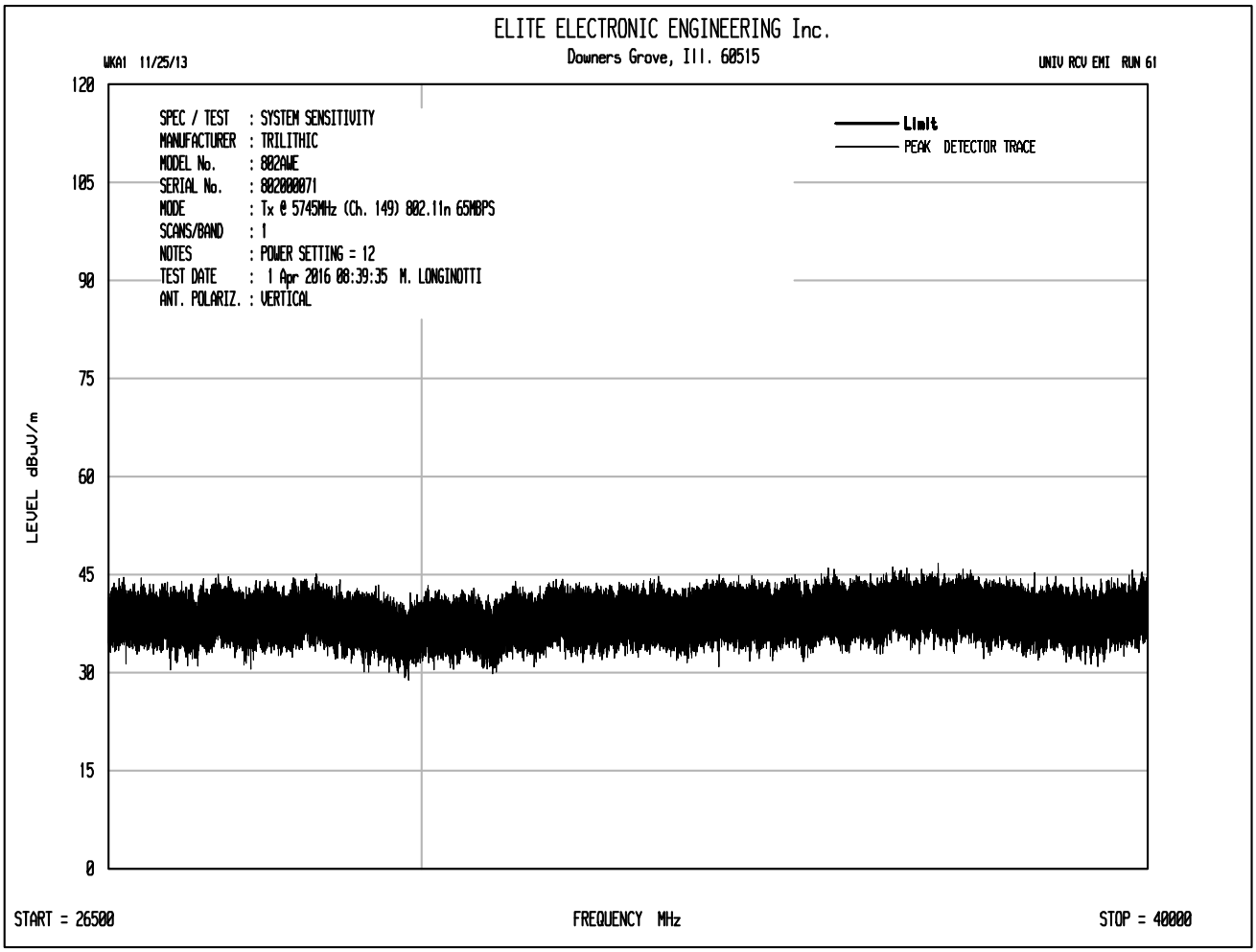
ELITE ELECTRONIC ENGINEERING Inc.
Downers Grove, Ill. 60515
WKA1 11/25/13
UNIV RCV EMI RUN 61
SPEC / TEST : SYSTEM SENSITIVITY
MANUFACTURER : TRILITHIC
MODEL No. : 802AWE
SERIAL No. : 802000071
MODE : Tx @ 5745MHz (Ch. 149) 802.11n 65MBPS
SCANS/BAND : 1
NOTES : POWER SETTING = 12
TEST DATE : 1 Apr 2016 08:39:35 M. LONGINOTTI
ANT. POLARIZ. : VERTICAL
Limit
PEAK DETECTOR TRACE
LEVEL dBuV/m
120
105
90
75
60
45
30
15
0
START = 26500
FREQUENCY MHz
STOP = 40000

ETR No. 8546A
DATA SHEET TEST NO. 14

RADIATED QP EMISSION MEASUREMENTS in a 3 m SEMI-ANECHOIC ROOM
SPECIFICATION : FCC 15C
MANUFACTURER : TRILITHIC INC.
MODEL NO. : 802 AWE
SERIAL NO. : 802000071
TEST MODE : Tx @ 5745MHz (CH. 149) 802.11a 54Mbps
NOTES : 2 BEADS ON PWR SUPPLY CABLE
TEST DATE : 22 Mar 2016 13:47:18
TEST DISTANCE : 3 m

FREQUENCY MHz	QP READING dBuV	ANT FAC dB	CBL FAC dB	EXT ATTN dB	DIST FAC dB	TOTAL dBuV/m	QP LIMIT dBuV/m	AZ deg	ANT HT cm	ANT POL
31.10	5.8	23.4	.5	0.0	0.0	29.7	40.0	135	120	V
61.21	26.5	12.3	.5	0.0	0.0	39.3	40.0	315	120	V
90.00	23.6	15.1	.5	0.0	0.0	39.1	43.5	225	120	V
105.35	21.6	17.5	.5	0.0	0.0	39.7	43.5	90	120	V
119.97	15.3	18.3	.6	0.0	0.0	34.3	43.5	180	120	V
153.55	7.6	16.2	.8	0.0	0.0	24.7	43.5	180	120	V
174.17	16.7	15.7	.9	0.0	0.0	33.3	43.5	90	120	H
237.50	10.9	17.1	1.0	0.0	0.0	29.0	46.0	180	120	V
364.17	15.3	20.8	1.3	0.0	0.0	37.4	46.0	225	120	H
395.83	16.3	20.6	1.5	0.0	0.0	38.3	46.0	45	120	H
490.83	15.8	23.5	1.5	0.0	0.0	40.8	46.0	90	200	H
585.83	12.7	24.7	1.5	0.0	0.0	38.9	46.0	45	200	H
696.65	-4.8	24.9	1.8	0.0	0.0	21.9	46.0	225	120	H
900.97	-4.6	26.5	2.0	0.0	0.0	23.9	46.0	315	340	V
953.22	-4.3	27.2	2.0	0.0	0.0	24.9	46.0	135	200	H

Manufacturer : Trilithic
Model No. : 802AWE
Serial No. :
Date Tested : January 18, 2016 through April 1, 2016
Test Performed : Radiated Spurious Emissions in Restricted Bands
Mode : Transmit at 5745MHz, 802.11a 54 Mb/sec, power setting = 12
Test Distance : 3 meters
Notes : Peak Readings with a 1MHz RBW

Freq. MHz	Ant Pol	Meter Reading (dBuV)	Ambient	CBL Fac (dB)	Ant Fac (dB)	Pre Amp (dB)	Peak Total dBuV/m at 3m	Peak Total uV/m at 3 m	Peak Limit uV/m at 3 m	Margin (dB)
11490.00	H	48.3	Ambient	7.8	38.5	-38.3	56.3	650.9	5000.0	-17.7
11490.00	V	48.0	Ambient	7.8	38.5	-38.3	56.0	628.8	5000.0	-18.0
22980.00	H	37.9	Ambient	2.3	40.6	-29.9	50.9	349.5	5000.0	-23.1
22980.00	V	37.6	Ambient	2.3	40.6	-29.9	50.6	337.6	5000.0	-23.4

Peak Total (dBuV/m) = Meter Reading (dBuV) + CBL Fac (dB) + Ant Fac (dB) + Pre Amp (dB)

Peak Total (uV/m) = 10^(Peak Total (dBuV/m)/20)

Manufacturer : Trilithic
Model No. : 802AWE
Serial No. :
Date Tested : January 18, 2016 through April 1, 2016
Test Performed : Radiated Spurious Emissions in Restricted Bands
Mode : Transmit at 5745MHz, 802.11a 54 Mb/sec, power setting = 12
Test Distance : 3 meters
Notes : Average Readings with a 1MHz RBW

Freq. MHz	Ant Pol	Meter Reading (dBuV)	Ambient	CBL Fac (dB)	Ant Fac (dB)	Pre Amp (dB)	Average Total dBuV/m at 3m	Average Total uV/m at 3 m	Average Limit uV/m at 3 m	Margin (dB)
11490.00	H	34.9	Ambient	7.8	38.5	-38.3	42.9	139.2	500.0	-11.1
11490.00	V	35.0	Ambient	7.8	38.5	-38.3	43.0	140.8	500.0	-11.0
22980.00	H	24.9	Ambient	2.3	40.6	-29.9	37.9	78.2	500.0	-16.1
22980.00	V	25.0	Ambient	2.3	40.6	-29.9	38.0	79.1	500.0	-16.0

Average Total (dBuV/m) = Meter Reading (dBuV) + CBL Fac (dB) + Ant Fac (dB) + Pre Amp (dB)

Average Total (uV/m) = 10^(Peak Total (dBuV/m)/20)

ETR No. 8546A
DATA SHEET TEST NO. 13

RADIATED QP EMISSION MEASUREMENTS in a 3 m SEMI-ANECHOIC ROOM
SPECIFICATION : FCC 15C
MANUFACTURER : TRILITHIC
MODEL NO. : 802AWE
SERIAL NO. : 802000071
TEST MODE : Tx @ 5745MHz (Ch. 149) 802.11n 65MBPS
NOTES : 2 BEADS ON POWER SUPPLY CABLE
TEST DATE : 23 Mar 2016 16:59:25
TEST DISTANCE : 3 m

FREQUENCY MHz	QP READING dBuV	ANT FAC dB	CBL FAC dB	EXT ATTN dB	DIST FAC dB	TOTAL dBuV/m	QP LIMIT dBuV/m	AZ deg	ANT HT cm	ANT POL
31.39	7.0	23.2	.5	0.0	0.0	30.8	40.0	225	120	V
57.60	22.9	12.7	.5	0.0	0.0	36.1	40.0	45	120	V
93.30	16.6	15.7	.5	0.0	0.0	32.8	43.5	180	120	V
105.06	17.3	17.5	.5	0.0	0.0	35.3	43.5	90	120	V
122.28	15.5	18.2	.6	0.0	0.0	34.3	43.5	90	120	V
150.68	3.2	16.4	.8	0.0	0.0	20.4	43.5	225	120	V
174.17	19.3	15.7	.9	0.0	0.0	36.0	43.5	90	120	H
237.50	15.2	17.1	1.0	0.0	0.0	33.3	46.0	90	120	H
364.17	14.4	20.8	1.3	0.0	0.0	36.5	46.0	180	200	V
458.60	13.6	22.9	1.5	0.0	0.0	38.0	46.0	225	200	H
522.50	14.8	23.7	1.5	0.0	0.0	40.0	46.0	90	200	H
585.83	14.1	24.7	1.5	0.0	0.0	40.3	46.0	45	200	H
784.87	-5.4	25.8	2.0	0.0	0.0	22.4	46.0	315	340	V
905.52	-4.6	26.6	2.0	0.0	0.0	24.0	46.0	270	200	H
963.31	-4.5	27.4	2.0	0.0	0.0	24.8	54.0	135	200	H

Manufacturer : Trilithic
Model No. : 802AWE
Serial No. :
Date Tested : January 18, 2016 through April 1, 2016
Test Performed : Radiated Spurious Emissions in Restricted Bands
Mode : Transmit at 5745MHz, 802.11n 65 Mb/sec, power setting = 12
Test Distance : 3 meters
Notes : Peak Readings with a 1MHz RBW

Freq. MHz	Ant Pol	Meter Reading (dBuV)	Ambient	CBL Fac (dB)	Ant Fac (dB)	Pre Amp (dB)	Peak Total dBuV/m at 3m	Peak Total uV/m at 3 m	Peak Limit uV/m at 3 m	Margin (dB)
11490.00	H	47.9	Ambient	7.8	38.5	-38.3	55.9	621.6	5000.0	-18.1
11490.00	V	48.2	Ambient	7.8	38.5	-38.3	56.2	643.5	5000.0	-17.8
22980.00	H	37.7	Ambient	2.3	40.6	-29.9	50.7	341.5	5000.0	-23.3
22980.00	V	37.4	Ambient	2.3	40.6	-29.9	50.4	329.9	5000.0	-23.6

Peak Total (dBuV/m) = Meter Reading (dBuV) + CBL Fac (dB) + Ant Fac (dB) + Pre Amp (dB)

Peak Total (uV/m) = 10^(Peak Total (dBuV/m)/20)

Manufacturer : Trilithic
Model No. : 802AWE
Serial No. :
Date Tested : January 18, 2016 through April 1, 2016
Test Performed : Radiated Spurious Emissions in Restricted Bands
Mode : Transmit at 5745MHz, 802.11n 65 Mb/sec, power setting = 12
Test Distance : 3 meters
Notes : Average Readings with a 1MHz RBW

Freq. MHz	Ant Pol	Meter Reading (dBuV)	Ambient	CBL Fac (dB)	Ant Fac (dB)	Pre Amp (dB)	Average Total dBuV/m at 3m	Average Total uV/m at 3 m	Average Limit uV/m at 3 m	Margin (dB)
11490.00	H	34.7	Ambient	7.8	38.5	-38.3	42.7	136.0	500.0	-11.3
11490.00	V	34.9	Ambient	7.8	38.5	-38.3	42.9	139.2	500.0	-11.1
22980.00	H	24.9	Ambient	2.3	40.6	-29.9	37.9	78.2	500.0	-16.1
22980.00	V	24.9	Ambient	2.3	40.6	-29.9	37.9	78.2	500.0	-16.1

Average Total (dBuV/m) = Meter Reading (dBuV) + CBL Fac (dB) + Ant Fac (dB) + Pre Amp (dB)

Average Total (uV/m) = 10^(Peak Total (dBuV/m)/20)

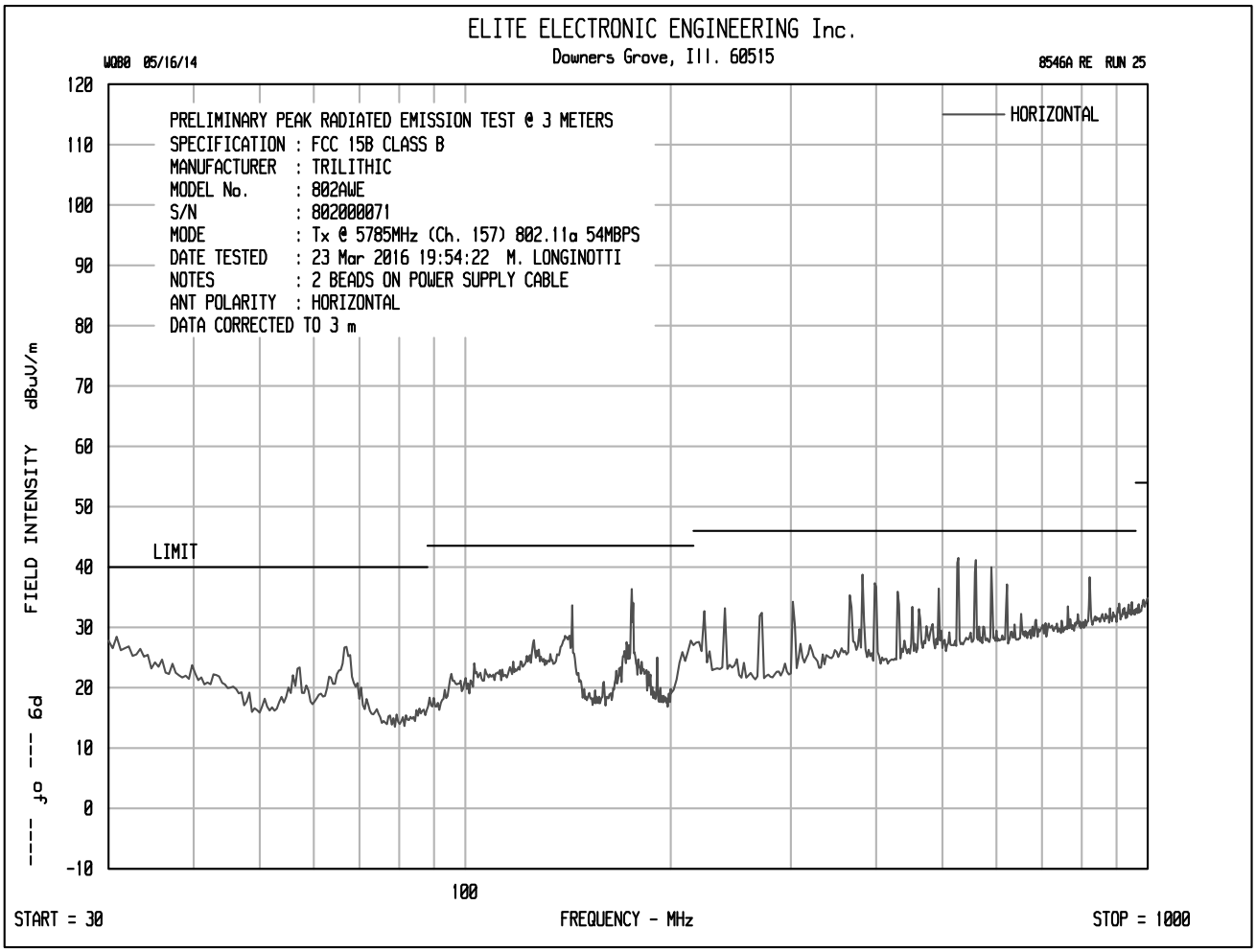
ELITE ELECTRONIC ENGINEERING Inc.
Downers Grove, Ill. 60515
W080 05/16/14
8546A RE RUN 25
PRELIMINARY PEAK RADIATED EMISSION TEST @ 3 METERS
SPECIFICATION : FCC 15B CLASS B
MANUFACTURER : TRILITHIC
MODEL No. : 802AWE
S/N : 802000071
MODE : Tx @ 5785MHz (Ch. 157) 802.11a 54MBPS
DATE TESTED : 23 Mar 2016 19:54:22 M. LONGINOTTI
NOTES : 2 BEADS ON POWER SUPPLY CABLE
ANT POLARITY : HORIZONTAL
DATA CORRECTED TO 3 m
HORIZONTAL
LIMIT
FIELD INTENSITY dBuV/m
---- µo --- 6d
120
110
100
90
80
70
60
50
40
30
20
10
0
-10
100
START = 30
FREQUENCY - MHz
STOP = 1000

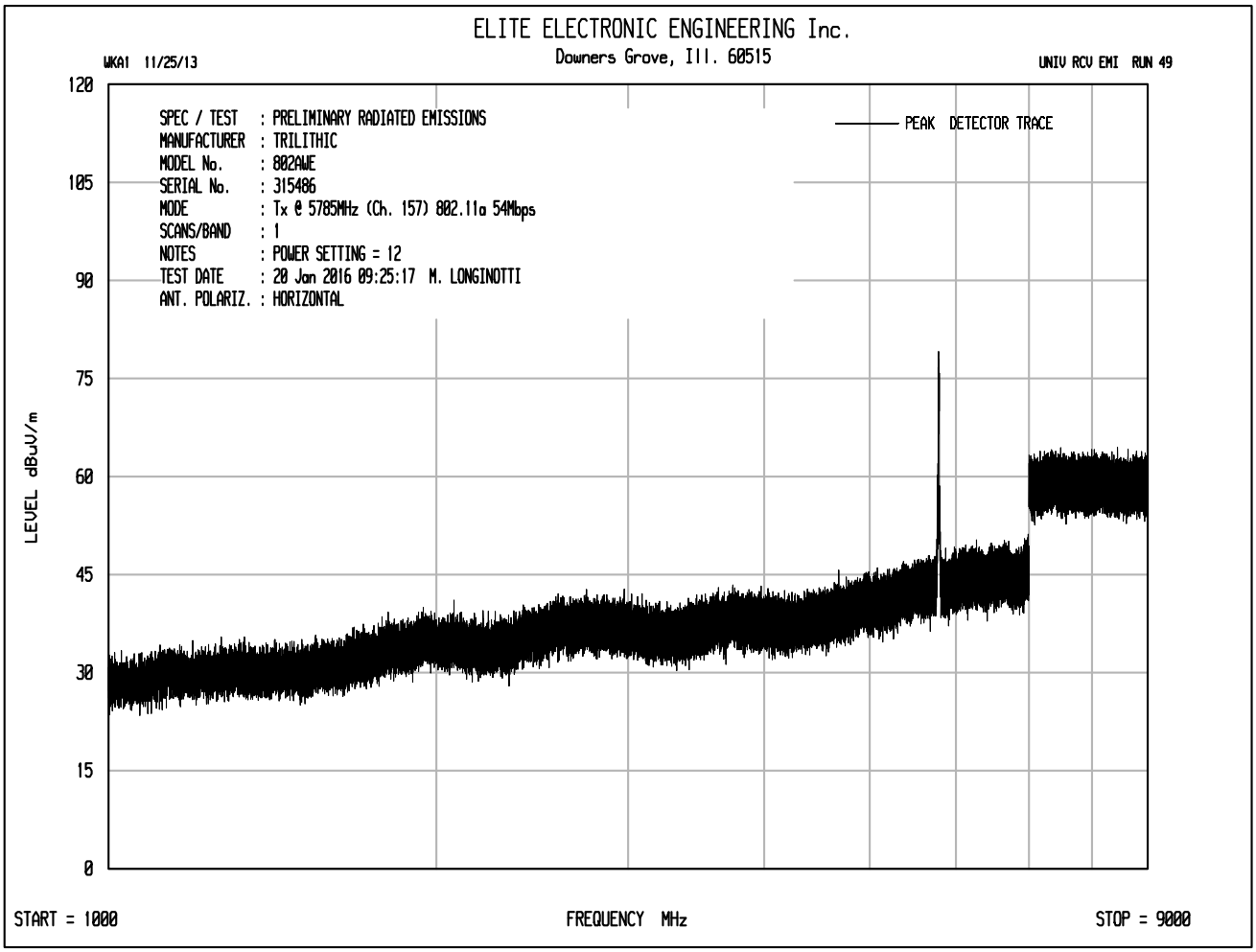
ELITE ELECTRONIC ENGINEERING Inc.
Downers Grove, Ill. 60515
WKA1 11/25/13
UNIV RCV EMI RUN 49
SPEC / TEST : PRELIMINARY RADIATED EMISSIONS
MANUFACTURER : TRILITHIC
MODEL No. : 802AWE
SERIAL No. : 315486
MODE : Tx @ 5785MHz (Ch. 157) 802.11a 54Mbps
SCANS/BAND : 1
NOTES : POWER SETTING = 12
TEST DATE : 20 Jan 2016 09:25:17 M. LONGINOTTI
ANT. POLARIZ. : HORIZONTAL
PEAK DETECTOR TRACE
LEVEL dBuV/m
120
105
90
75
60
45
30
15
0
START = 1000
FREQUENCY MHz
STOP = 9000

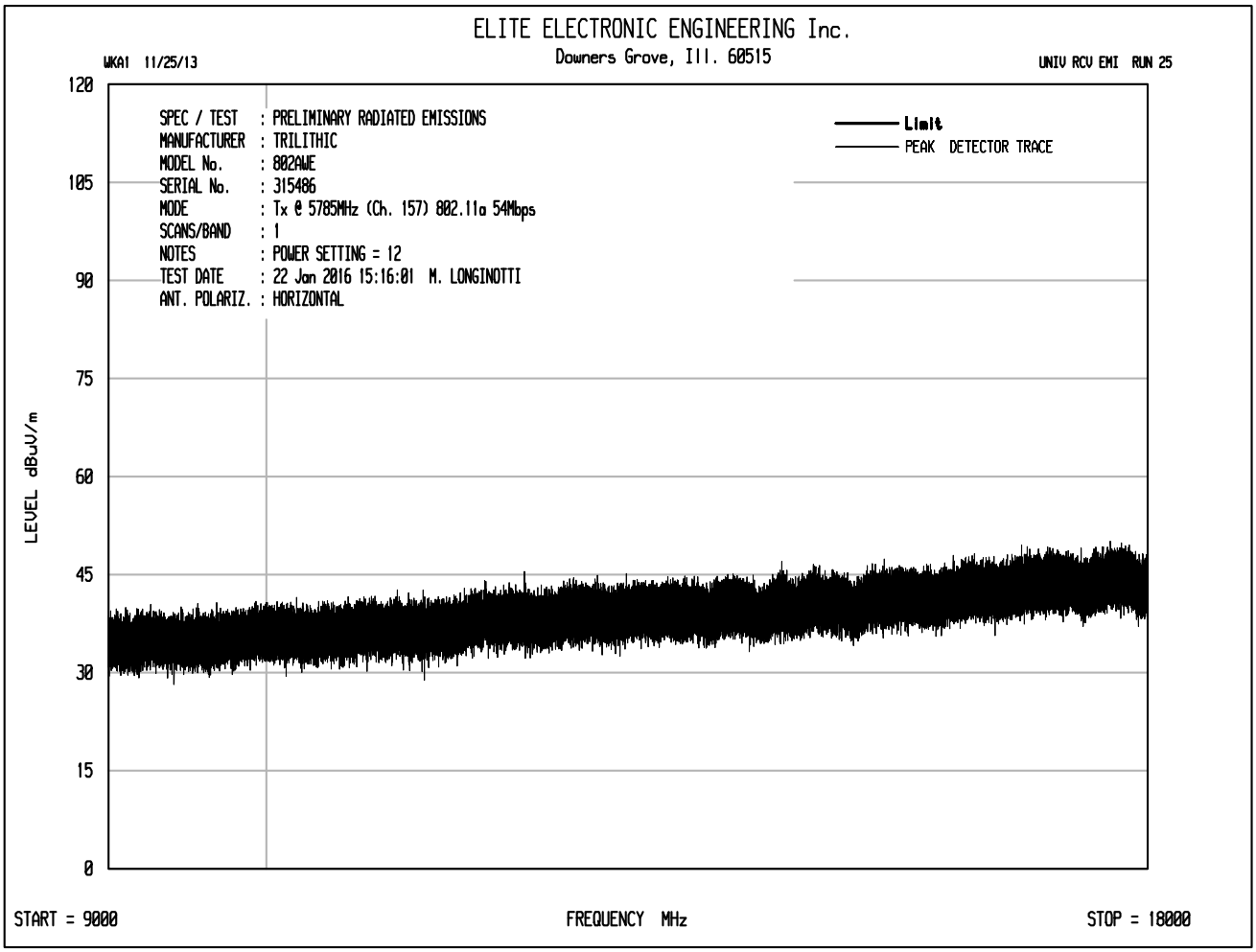
ELITE ELECTRONIC ENGINEERING Inc.
Downers Grove, Ill. 60515
WKA1 11/25/13
UNIV RCV EMI RUN 25
SPEC / TEST : PRELIMINARY RADIATED EMISSIONS
MANUFACTURER : TRILITHIC
MODEL No. : 802AWE
SERIAL No. : 315486
MODE : Tx @ 5785MHz (Ch. 157) 802.11a 54Mbps
SCANS/BAND : 1
NOTES : POWER SETTING = 12
TEST DATE : 22 Jan 2016 15:16:01 M. LONGINOTTI
ANT. POLARIZ. : HORIZONTAL
Limit
PEAK DETECTOR TRACE
LEVEL dBuV/m
120
105
90
75
60
45
30
15
0
START = 9000
FREQUENCY MHz
STOP = 18000

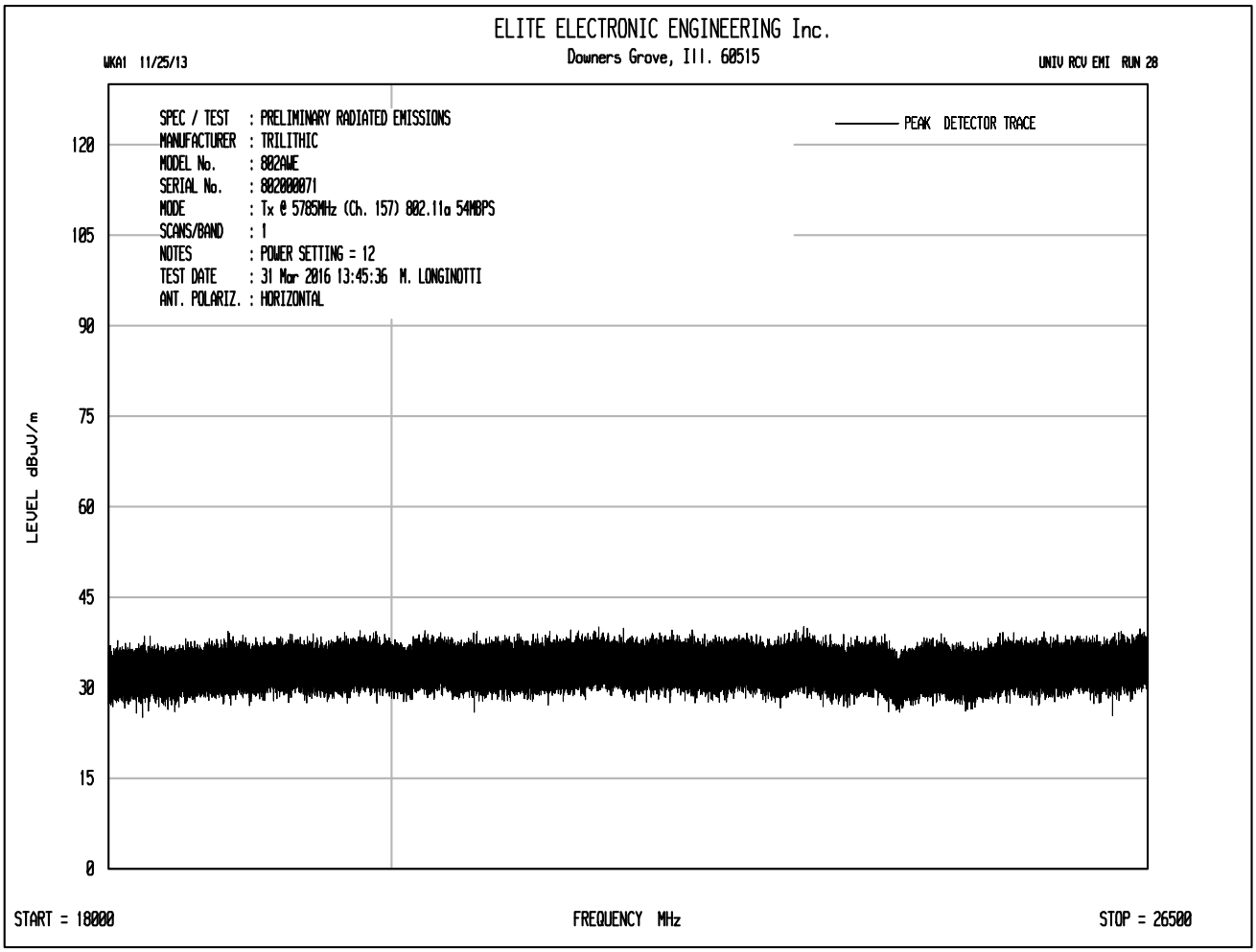
ELITE ELECTRONIC ENGINEERING Inc.
Downers Grove, Ill. 60515
WKA1 11/25/13
UNIV RCV EMI RUN 20
SPEC / TEST : PRELIMINARY RADIATED EMISSIONS
MANUFACTURER : TRILITHIC
MODEL No. : 802AWE
SERIAL No. : 802000071
MODE : Tx @ 5785MHz (Ch. 157) 802.11a 54MBPS
SCANS/BAND : 1
NOTES : POWER SETTING = 12
TEST DATE : 31 Mar 2016 13:45:36 M. LONGINOTTI
ANT. POLARIZ. : HORIZONTAL
PEAK DETECTOR TRACE
LEVEL dBuV/m
120
105
90
75
60
45
30
15
0
START = 18000
FREQUENCY MHz
STOP = 26500

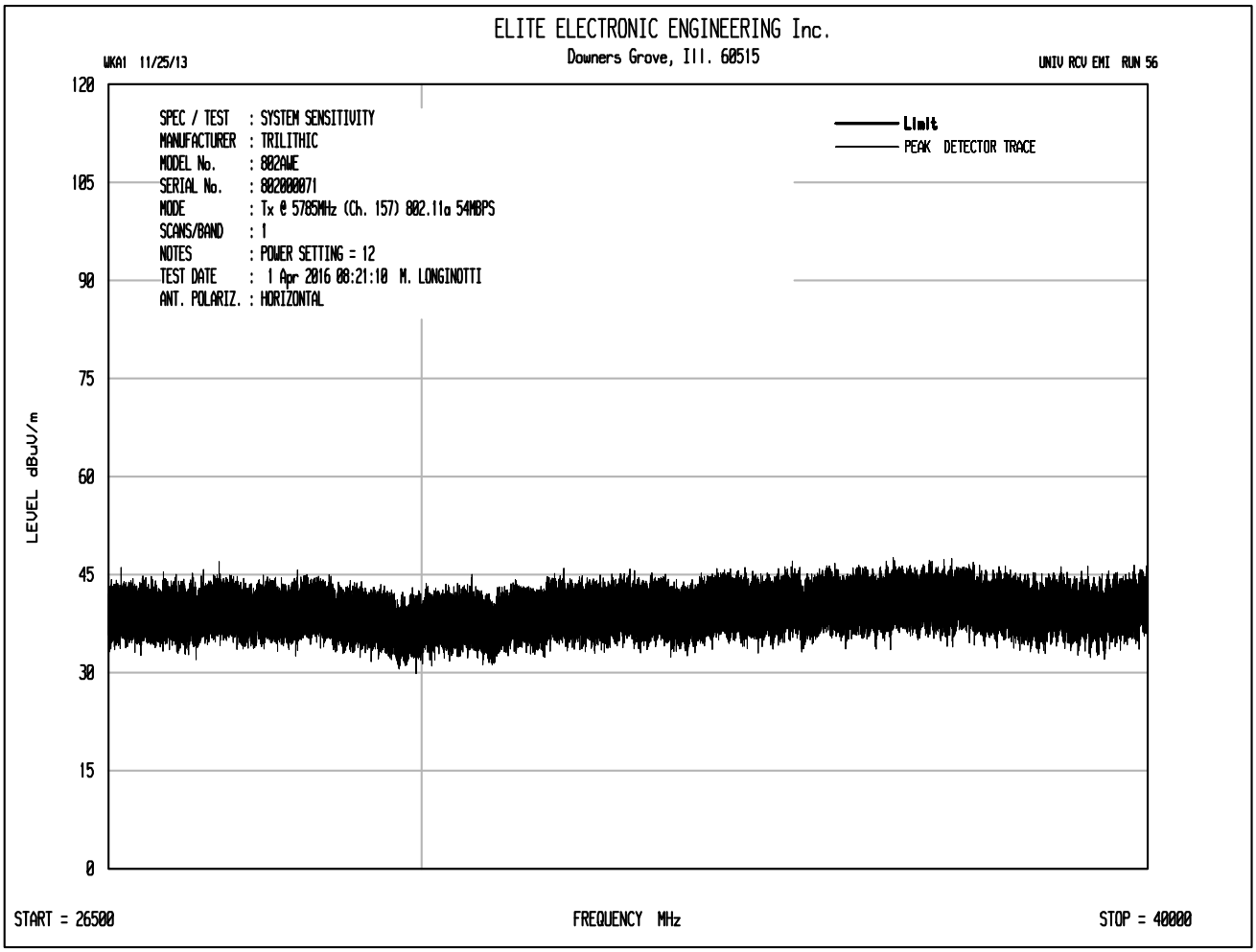
ELITE ELECTRONIC ENGINEERING Inc.
Downers Grove, Ill. 60515
WKA1 11/25/13
UNIV RCV EMI RUN 56
SPEC / TEST : SYSTEM SENSITIVITY
MANUFACTURER : TRILITHIC
MODEL No. : 802AWE
SERIAL No. : 802000071
MODE : Tx @ 5785MHz (Ch. 157) 802.11a 54MBPS
SCANS/BAND : 1
NOTES : POWER SETTING = 12
TEST DATE : 1 Apr 2016 08:21:10 M. LONGINOTTI
ANT. POLARIZ. : HORIZONTAL
Limit
PEAK DETECTOR TRACE
LEVEL dBuV/m
120
105
90
75
60
45
30
15
0
START = 26500
FREQUENCY MHz
STOP = 40000

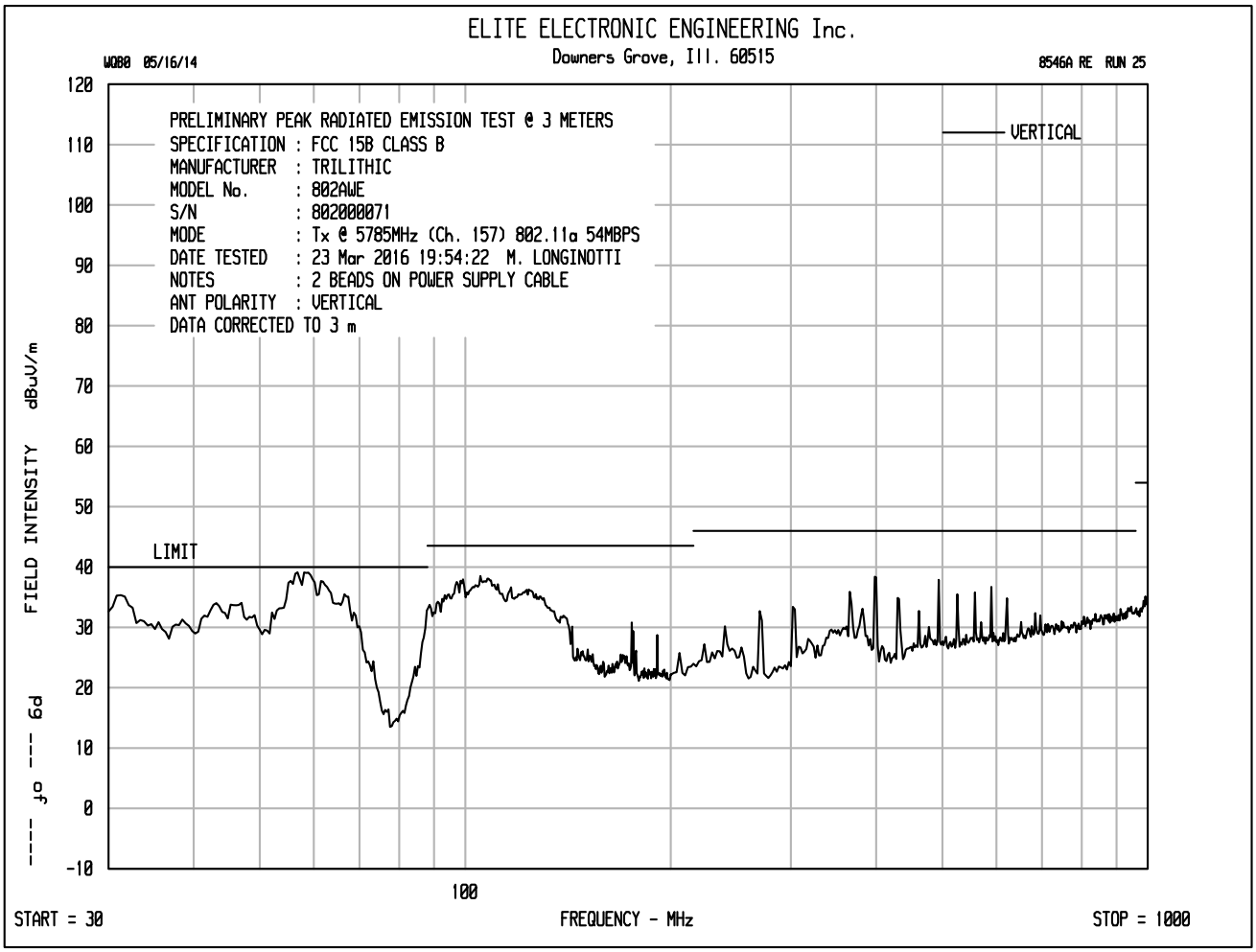
ELITE ELECTRONIC ENGINEERING Inc.
Downers Grove, Ill. 60515
W080 05/16/14
8546A RE RUN 25
PRELIMINARY PEAK RADIATED EMISSION TEST @ 3 METERS
SPECIFICATION : FCC 15B CLASS B
MANUFACTURER : TRILITHIC
MODEL No. : 802AWE
S/N : 802000071
MODE : Tx @ 5785MHz (Ch. 157) 802.11a 54MBPS
DATE TESTED : 23 Mar 2016 19:54:22 M. LONGINOTTI
NOTES : 2 BEADS ON POWER SUPPLY CABLE
ANT POLARITY : VERTICAL
DATA CORRECTED TO 3 m
VERTICAL
LIMIT
FIELD INTENSITY dBuV/m
---- µo --- 6d
120
110
100
90
80
70
60
50
40
30
20
10
0
-10
100
START = 30
FREQUENCY - MHz
STOP = 1000

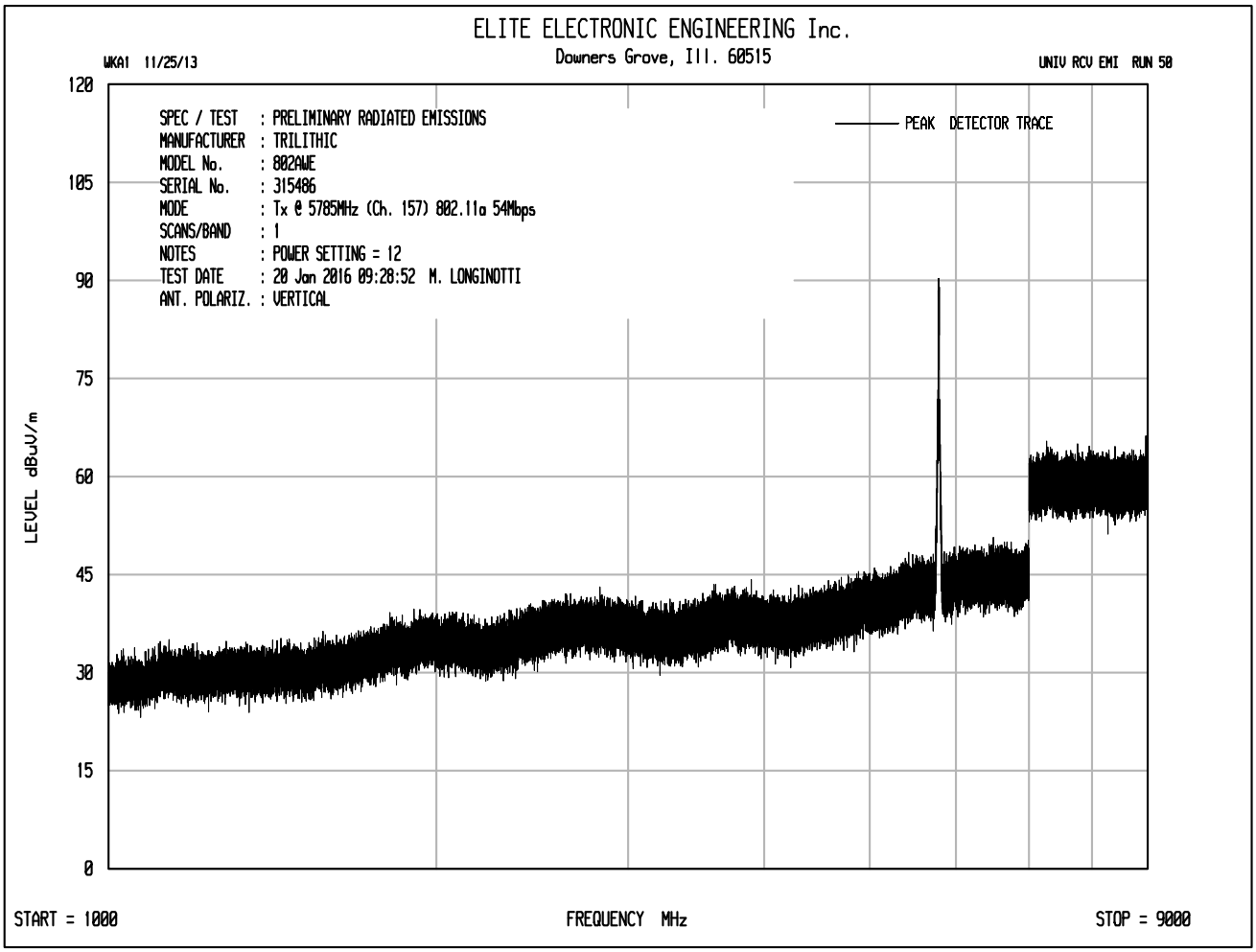
ELITE ELECTRONIC ENGINEERING Inc.
Downers Grove, Ill. 60515
WKA1 11/25/13
UNIV RCV EMI RUN 50
SPEC / TEST : PRELIMINARY RADIATED EMISSIONS
MANUFACTURER : TRILITHIC
MODEL No. : 802AWE
SERIAL No. : 315486
MODE : Tx @ 5785MHz (Ch. 157) 802.11a 54Mbps
SCANS/BAND : 1
NOTES : POWER SETTING = 12
TEST DATE : 20 Jan 2016 09:28:52 M. LONGINOTTI
ANT. POLARIZ. : VERTICAL
PEAK DETECTOR TRACE
LEVEL dBuV/m
120
105
90
75
60
45
30
15
0
START = 1000
FREQUENCY MHz
STOP = 9000

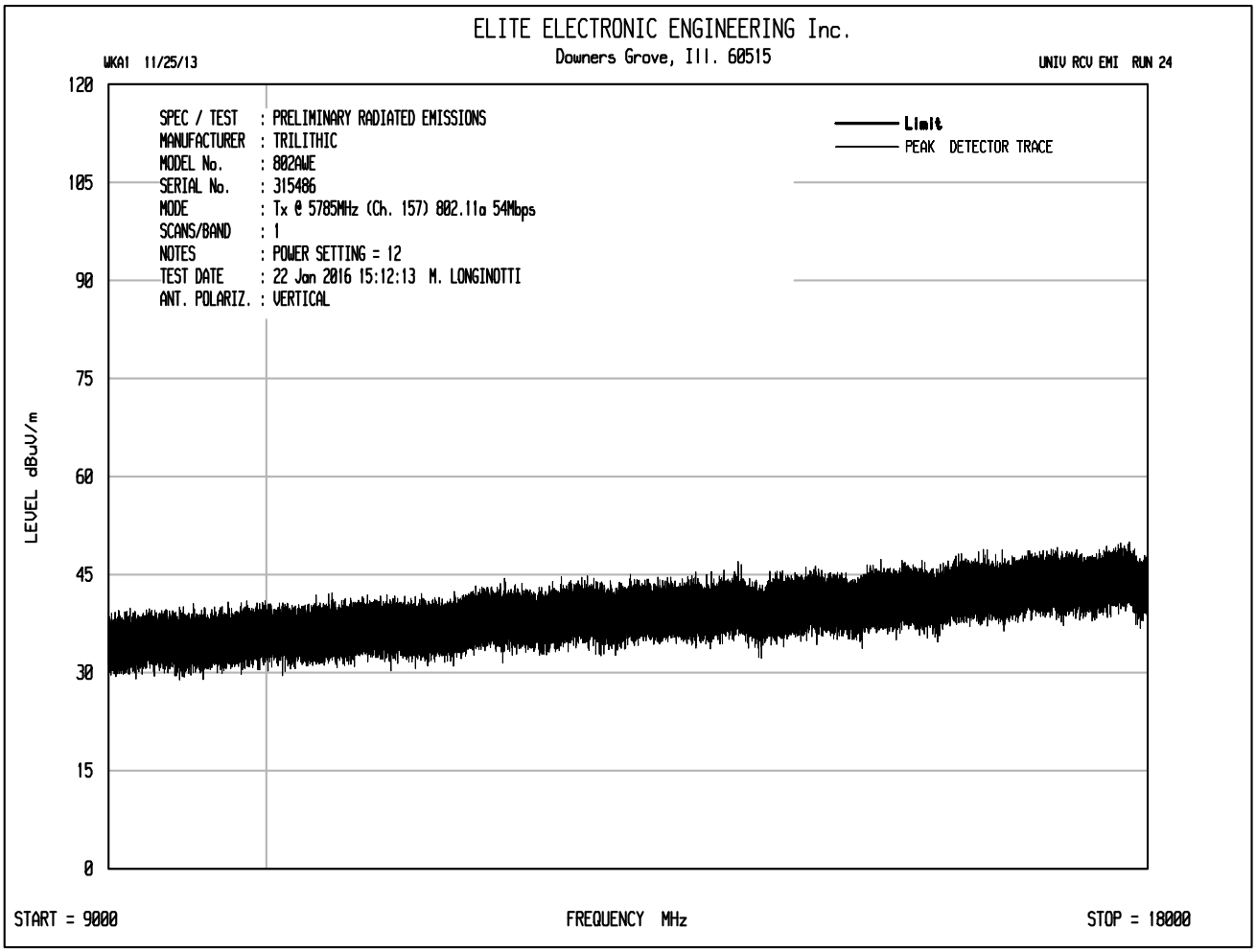
ELITE ELECTRONIC ENGINEERING Inc.
Downers Grove, Ill. 60515
WKA1 11/25/13
UNIV RCV EMI RUN 24
SPEC / TEST : PRELIMINARY RADIATED EMISSIONS
MANUFACTURER : TRILITHIC
MODEL No. : 802AWE
SERIAL No. : 315486
MODE : Tx @ 5785MHz (Ch. 157) 802.11a 54Mbps
SCANS/BAND : 1
NOTES : POWER SETTING = 12
TEST DATE : 22 Jan 2016 15:12:13 M. LONGINOTTI
ANT. POLARIZ. : VERTICAL
Limit
PEAK DETECTOR TRACE
LEVEL dBuV/m
120
105
90
75
60
45
30
15
0
START = 9000
FREQUENCY MHz
STOP = 18000

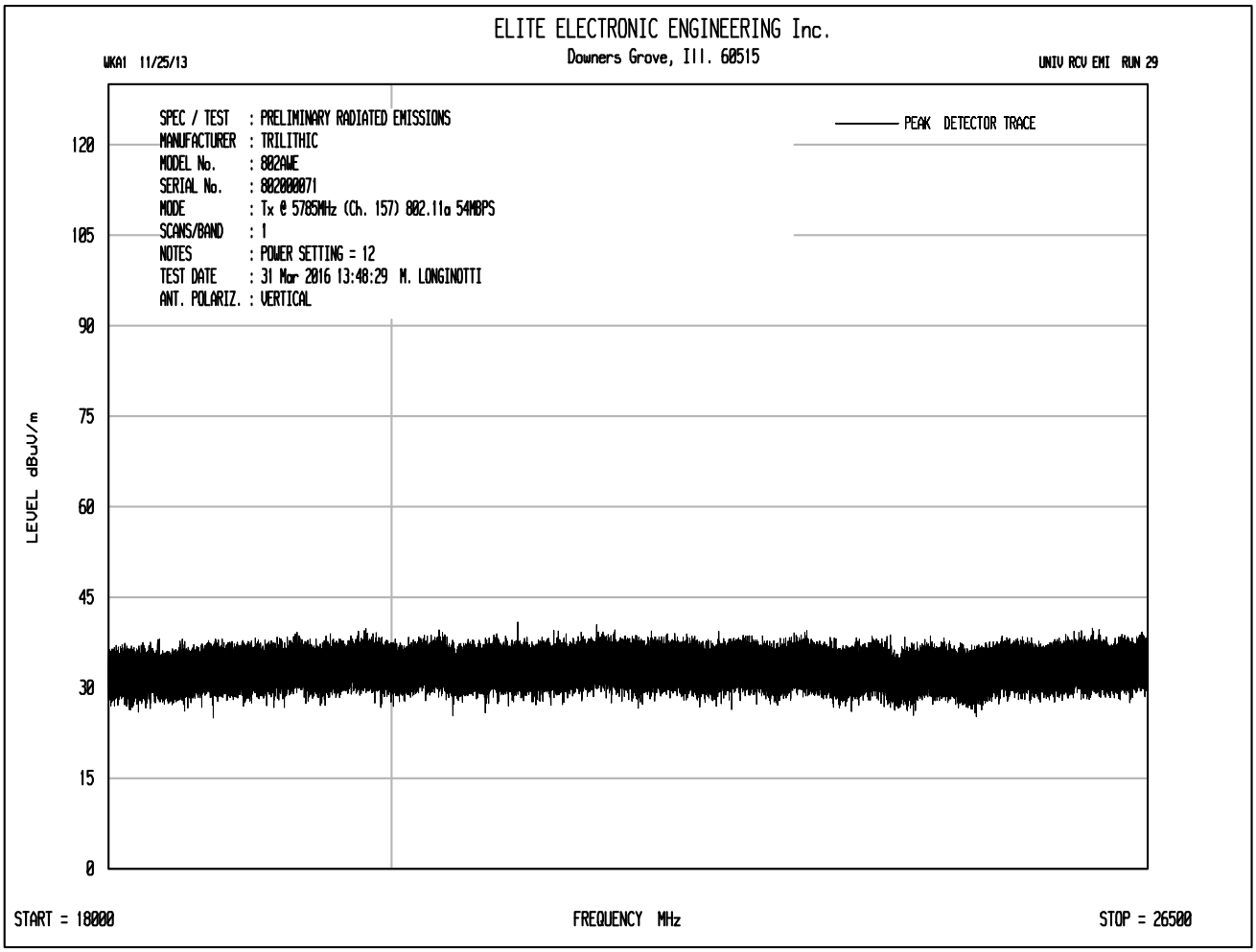
ELITE ELECTRONIC ENGINEERING Inc.
Downers Grove, Ill. 60515
WKA1 11/25/13
UNIV RCV EMI RUN 29
SPEC / TEST : PRELIMINARY RADIATED EMISSIONS
MANUFACTURER : TRILITHIC
MODEL No. : 802AWE
SERIAL No. : 802000071
MODE : Tx @ 5785MHz (Ch. 157) 802.11a 54MBPS
SCANS/BAND : 1
NOTES : POWER SETTING = 12
TEST DATE : 31 Mar 2016 13:48:29 M. LONGINOTTI
ANT. POLARIZ. : VERTICAL
PEAK DETECTOR TRACE
LEVEL dBuV/m
120
105
90
75
60
45
30
15
0
START = 18000
FREQUENCY MHz
STOP = 26500

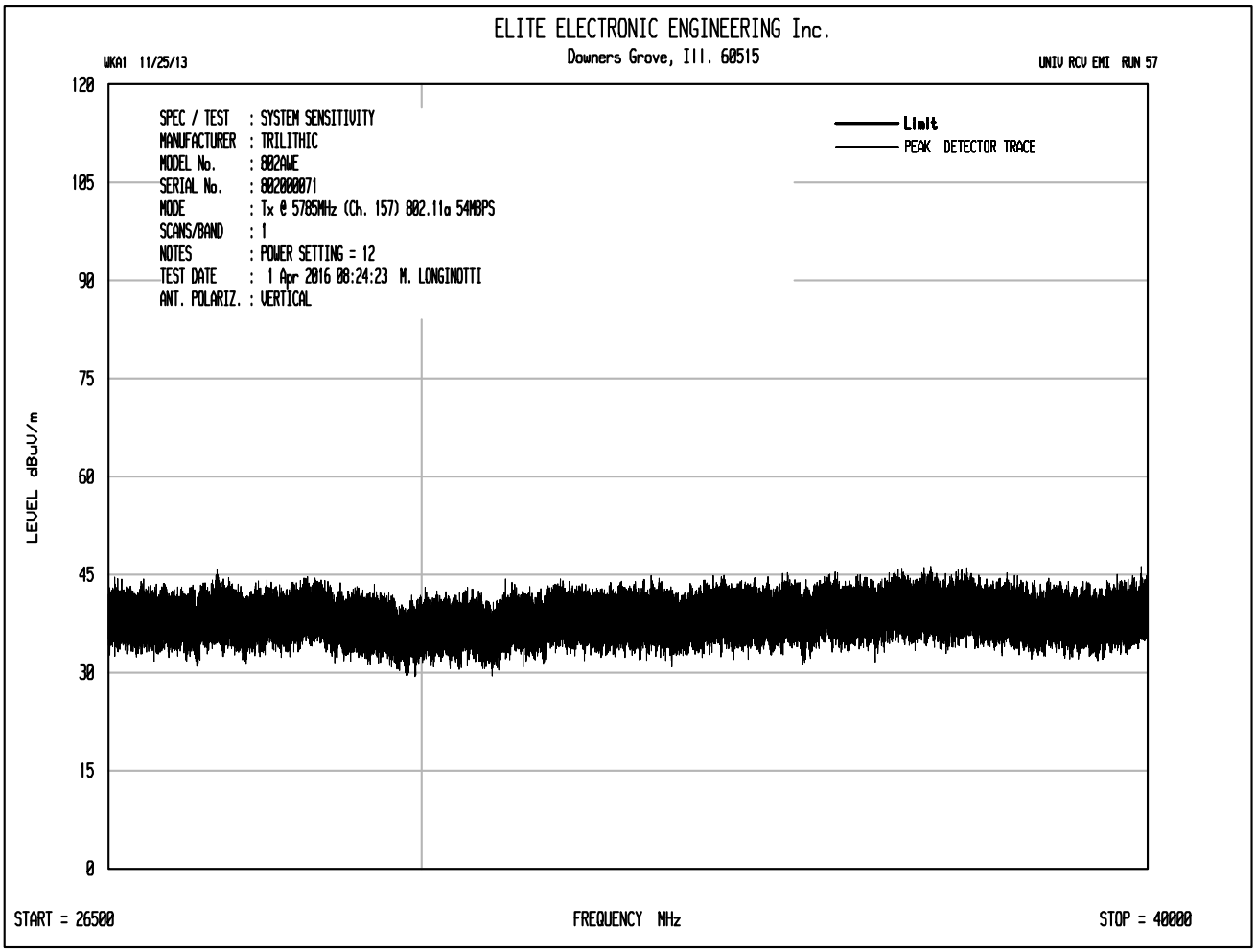
ELITE ELECTRONIC ENGINEERING Inc.
Downers Grove, Ill. 60515
WKA1 11/25/13
UNIV RCV EMI RUN 57
SPEC / TEST : SYSTEM SENSITIVITY
MANUFACTURER : TRILITHIC
MODEL No. : 802AWE
SERIAL No. : 802000071
MODE : Tx @ 5785MHz (Ch. 157) 802.11a 54MBPS
SCANS/BAND : 1
NOTES : POWER SETTING = 12
TEST DATE : 1 Apr 2016 08:24:23 M. LONGINOTTI
ANT. POLARIZ. : VERTICAL
Limit
PEAK DETECTOR TRACE
LEVEL dBuV/m
120
105
90
75
60
45
30
15
0
START = 26500
FREQUENCY MHz
STOP = 40000

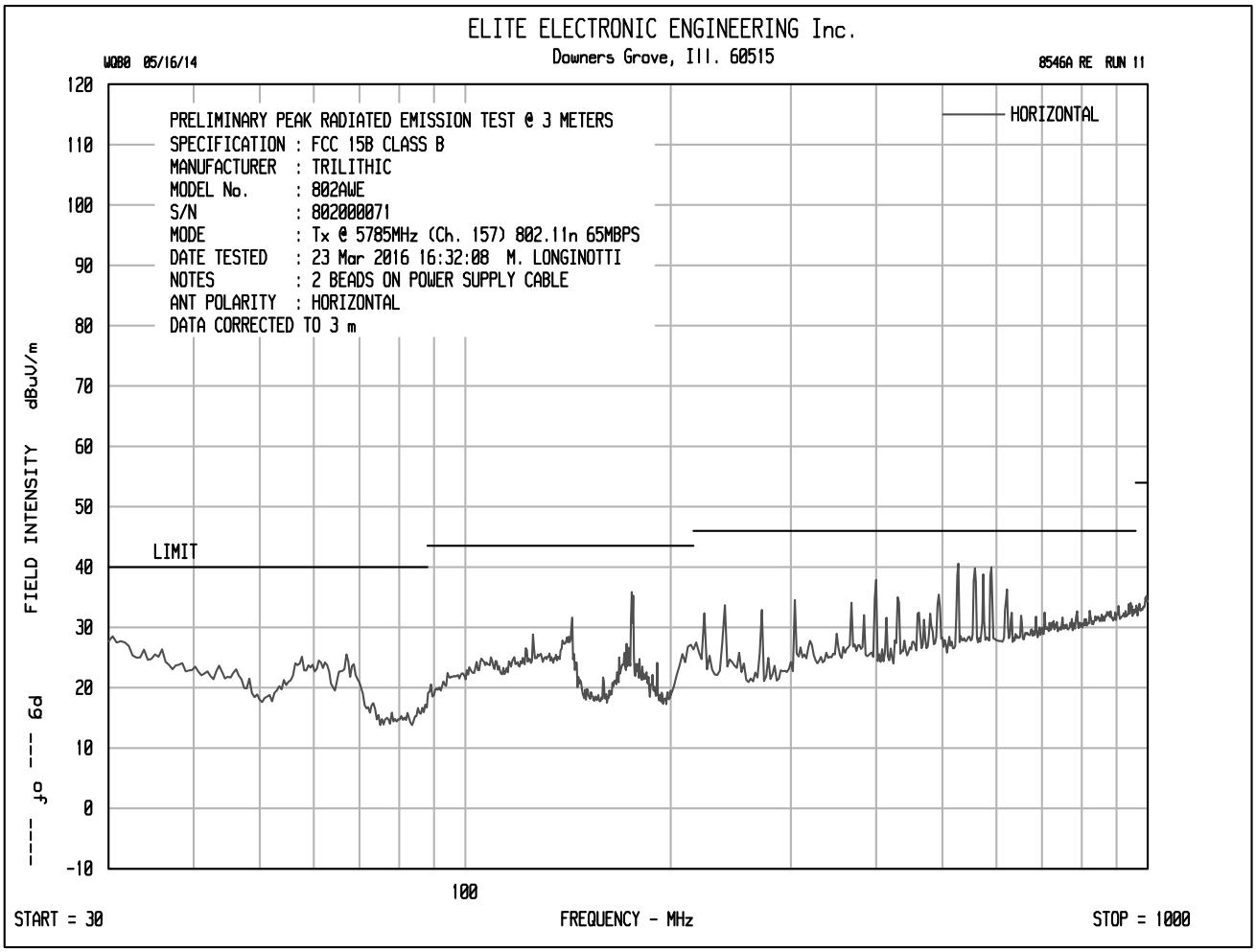
ELITE ELECTRONIC ENGINEERING Inc.
Downers Grove, Ill. 60515
W080 05/16/14
8546A RE RUN 11
PRELIMINARY PEAK RADIATED EMISSION TEST @ 3 METERS
SPECIFICATION : FCC 15B CLASS B
MANUFACTURER : TRILITHIC
MODEL No. : 802AWE
S/N : 802000071
MODE : Tx @ 5785MHz (Ch. 157) 802.11n 65MBPS
DATE TESTED : 23 Mar 2016 16:32:08 M. LONGINOTTI
NOTES : 2 BEADS ON POWER SUPPLY CABLE
ANT POLARITY : HORIZONTAL
DATA CORRECTED TO 3 m
HORIZONTAL
LIMIT
FIELD INTENSITY dBuV/m
---- pg --- of ----
120
110
100
90
80
70
60
50
40
30
20
10
0
-10
100
START = 30
FREQUENCY - MHz
STOP = 1000

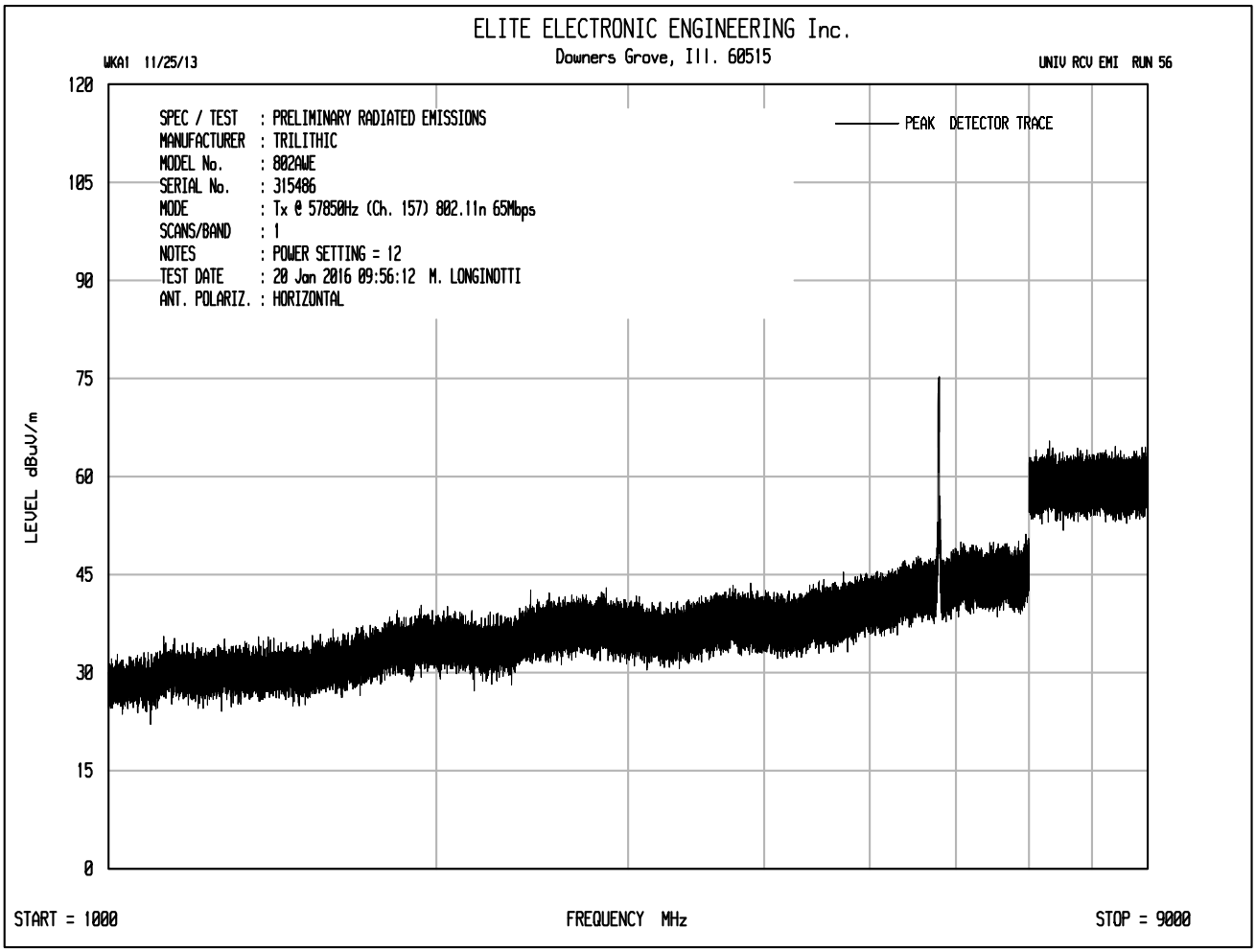
ELITE ELECTRONIC ENGINEERING Inc.
Downers Grove, Ill. 60515
WKA1 11/25/13
UNIV RCV EMI RUN 56
SPEC / TEST : PRELIMINARY RADIATED EMISSIONS
MANUFACTURER : TRILITHIC
MODEL No. : 802AWE
SERIAL No. : 315486
MODE : Tx @ 57850Hz (Ch. 157) 802.11n 65Mbps
SCANS/BAND : 1
NOTES : POWER SETTING = 12
TEST DATE : 20 Jan 2016 09:56:12 M. LONGINOTTI
ANT. POLARIZ. : HORIZONTAL
PEAK DETECTOR TRACE
LEVEL dBuV/m
120
105
90
75
60
45
30
15
0
START = 1000
FREQUENCY MHz
STOP = 9000

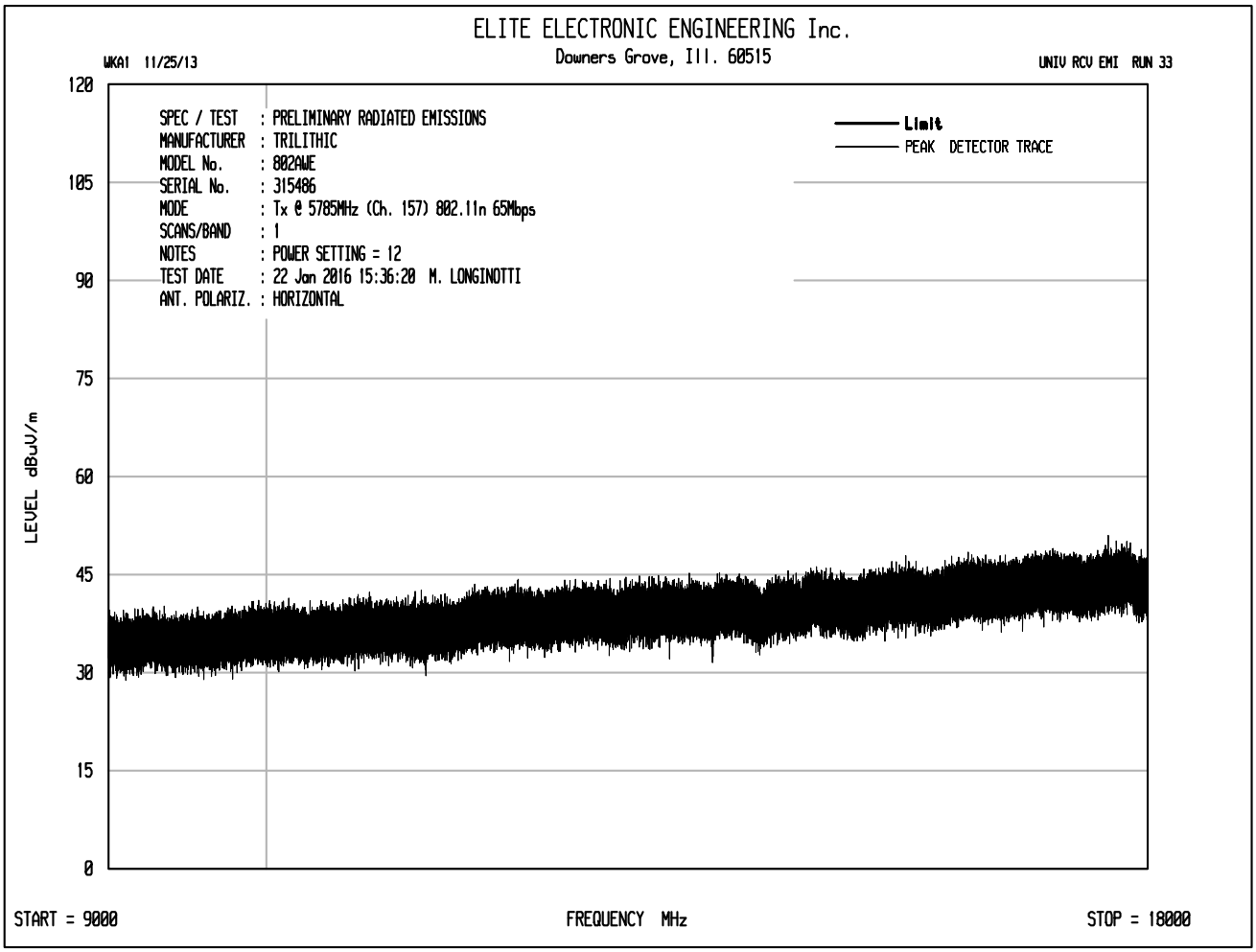
ELITE ELECTRONIC ENGINEERING Inc.
Downers Grove, Ill. 60515
WKA1 11/25/13
UNIV RCV EMI RUN 33
SPEC / TEST : PRELIMINARY RADIATED EMISSIONS
MANUFACTURER : TRILITHIC
MODEL No. : 802AWE
SERIAL No. : 315486
MODE : Tx @ 5785MHz (Ch. 157) 802.11n 65Mbps
SCANS/BAND : 1
NOTES : POWER SETTING = 12
TEST DATE : 22 Jan 2016 15:36:20 M. LONGINOTTI
ANT. POLARIZ. : HORIZONTAL
Limit
PEAK DETECTOR TRACE
LEVEL dBuV/m
120
105
90
75
60
45
30
15
0
START = 9000
FREQUENCY MHz
STOP = 18000

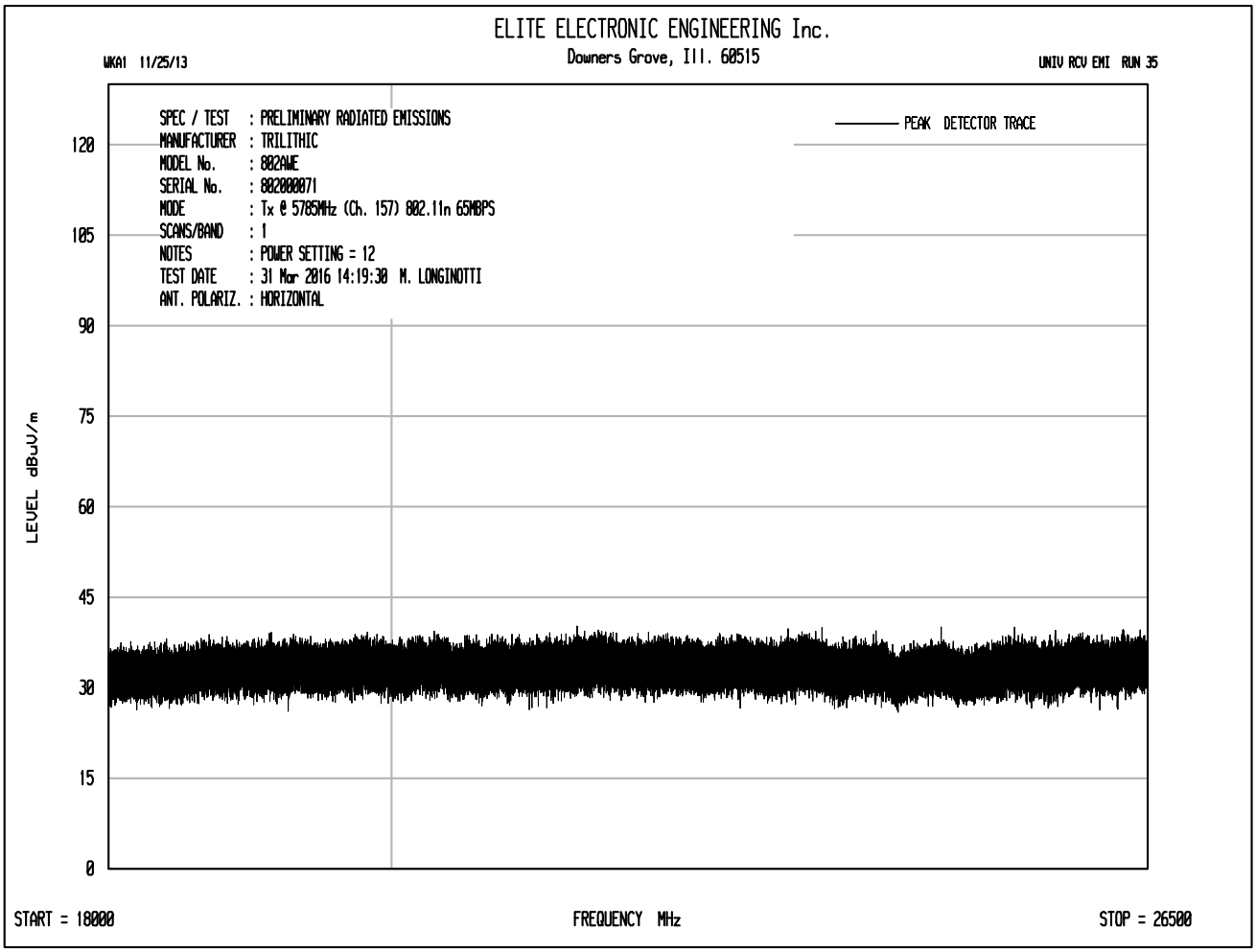
ELITE ELECTRONIC ENGINEERING Inc.
Downers Grove, Ill. 60515
WKA1 11/25/13
UNIV RCV EMI RUN 35
SPEC / TEST : PRELIMINARY RADIATED EMISSIONS
MANUFACTURER : TRILITHIC
MODEL No. : 802AWE
SERIAL No. : 802000071
MODE : Tx @ 5785MHz (Ch. 157) 802.11n 65MBPS
SCANS/BAND : 1
NOTES : POWER SETTING = 12
TEST DATE : 31 Mar 2016 14:19:30 M. LONGINOTTI
ANT. POLARIZ. : HORIZONTAL
PEAK DETECTOR TRACE
LEVEL dBuV/m
120
105
90
75
60
45
30
15
0
START = 18000
FREQUENCY MHz
STOP = 26500

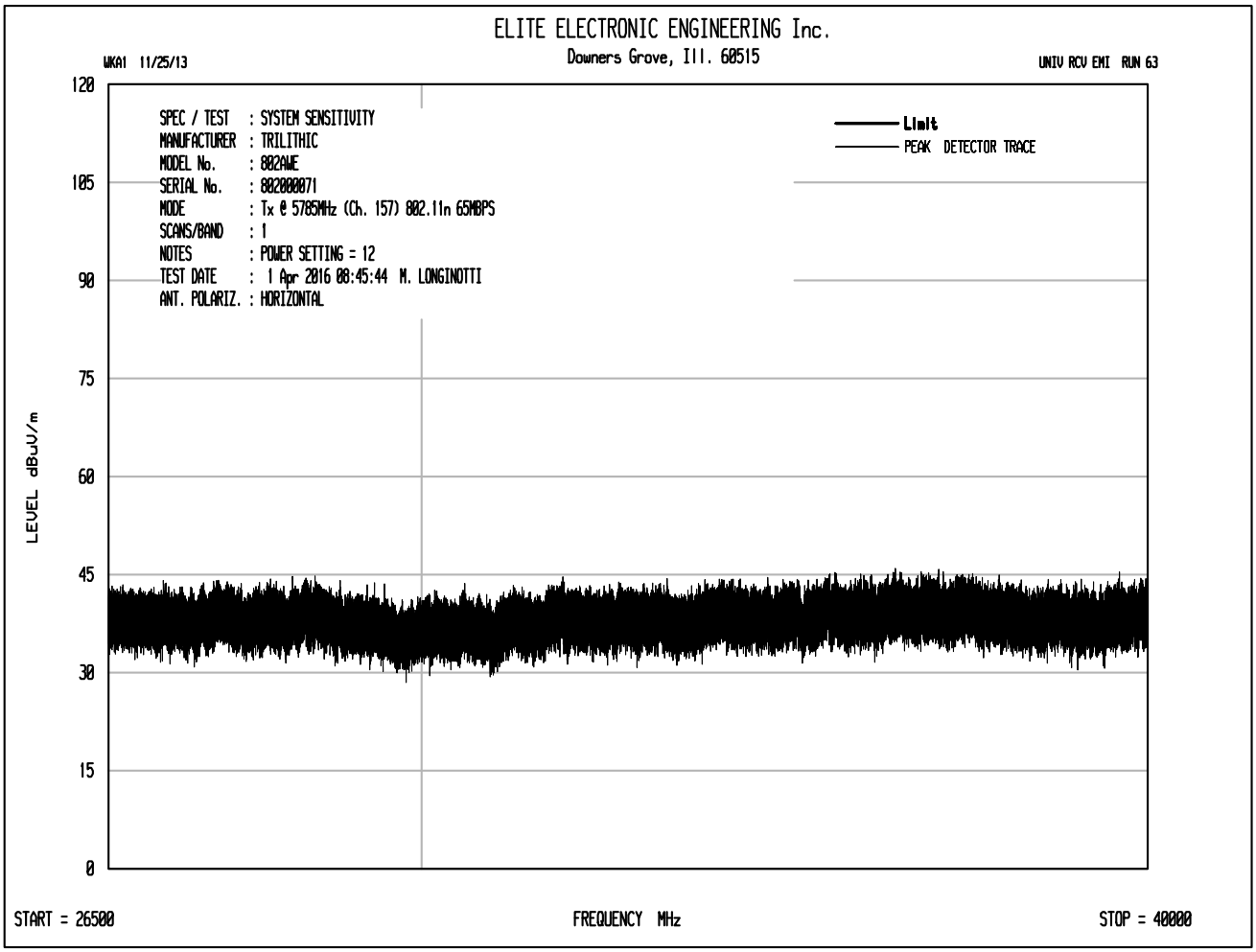
ELITE ELECTRONIC ENGINEERING Inc.
Downers Grove, Ill. 60515
WKA1 11/25/13
UNIV RCV EMI RUN 63
SPEC / TEST : SYSTEM SENSITIVITY
MANUFACTURER : TRILITHIC
MODEL No. : 802AWE
SERIAL No. : 802000071
MODE : Tx @ 5785MHz (Ch. 157) 802.11n 65MBPS
SCANS/BAND : 1
NOTES : POWER SETTING = 12
TEST DATE : 1 Apr 2016 08:45:44 M. LONGINOTTI
ANT. POLARIZ. : HORIZONTAL
Limit
PEAK DETECTOR TRACE
LEVEL dBuV/m
120
105
90
75
60
45
30
15
0
START = 26500
FREQUENCY MHz
STOP = 40000

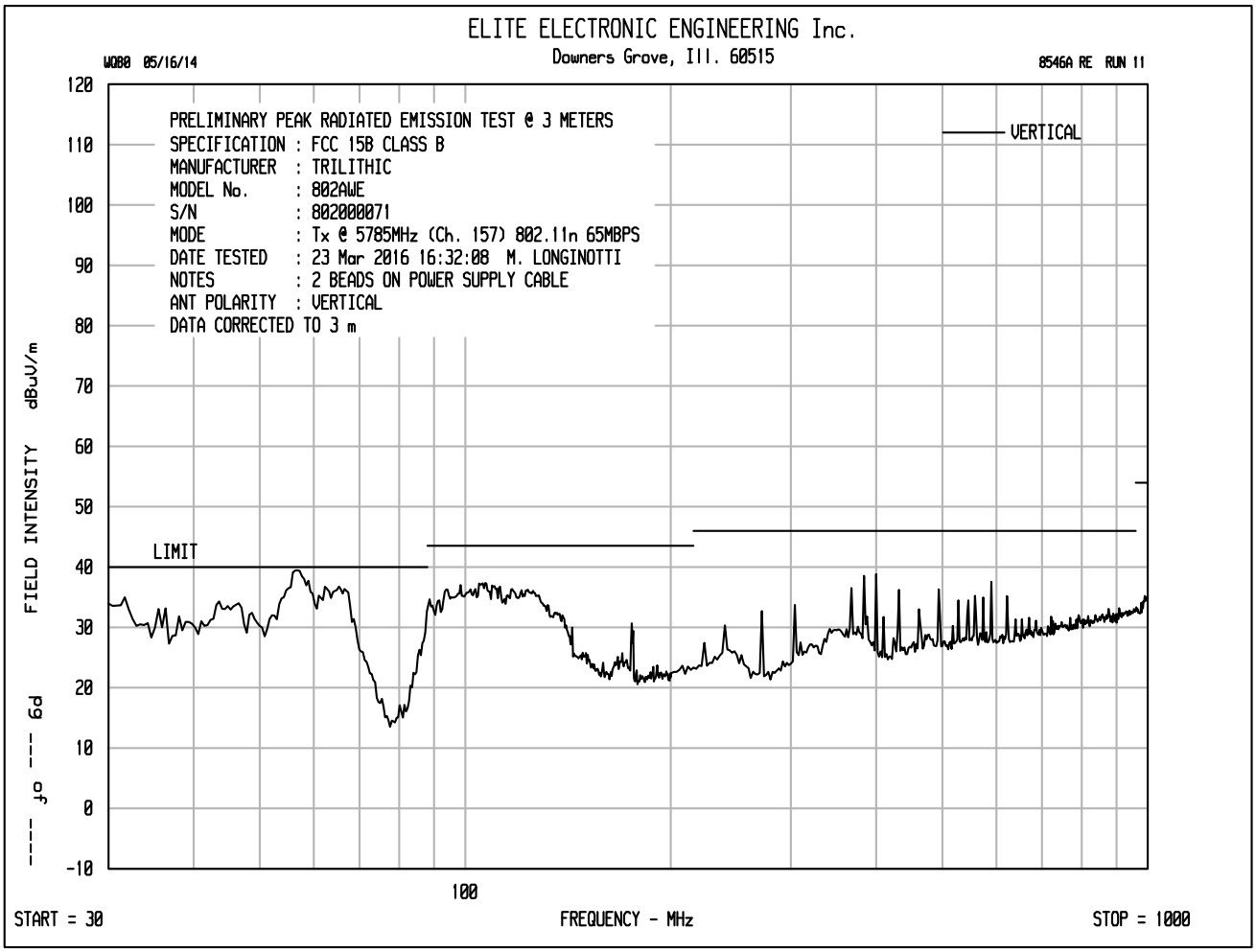
ELITE ELECTRONIC ENGINEERING Inc.
Downers Grove, Ill. 60515
W080 05/16/14
8546A RE RUN 11
PRELIMINARY PEAK RADIATED EMISSION TEST @ 3 METERS
SPECIFICATION : FCC 15B CLASS B
MANUFACTURER : TRILITHIC
MODEL No. : 802AWE
S/N : 802000071
MODE : Tx @ 5785MHz (Ch. 157) 802.11n 65MBPS
DATE TESTED : 23 Mar 2016 16:32:08 M. LONGINOTTI
NOTES : 2 BEADS ON POWER SUPPLY CABLE
ANT POLARITY : VERTICAL
DATA CORRECTED TO 3 m
VERTICAL
LIMIT
FIELD INTENSITY dBuV/m
---- µo --- 6d
120
110
100
90
80
70
60
50
40
30
20
10
0
-10
100
START = 30
FREQUENCY - MHz
STOP = 1000

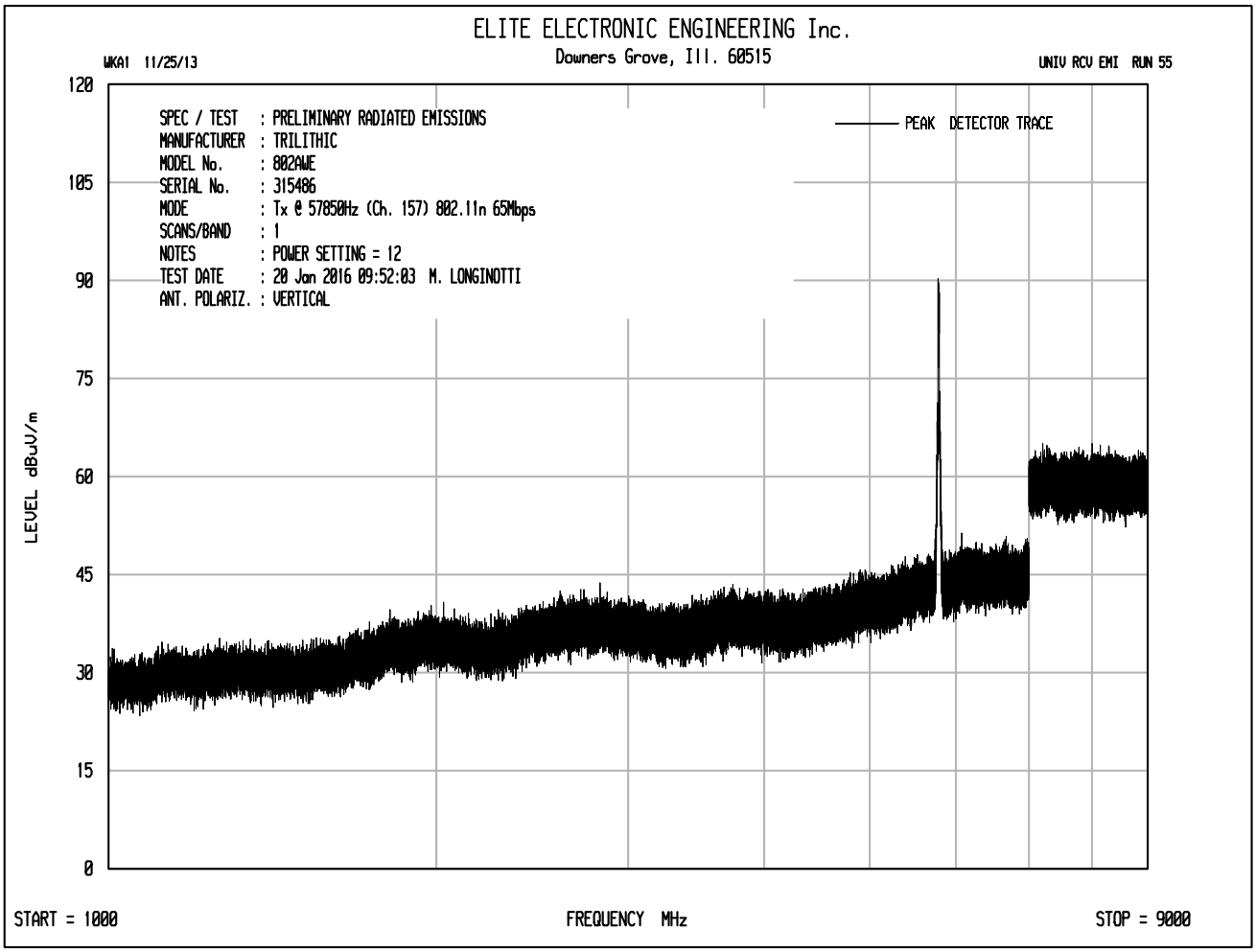
ELITE ELECTRONIC ENGINEERING Inc.
Downers Grove, Ill. 60515
WKA1 11/25/13
UNIV RCV EMI RUN 55
SPEC / TEST : PRELIMINARY RADIATED EMISSIONS
MANUFACTURER : TRILITHIC
MODEL No. : 802AWE
SERIAL No. : 315486
MODE : Tx @ 57850Hz (Ch. 157) 802.11n 65Mbps
SCANS/BAND : 1
NOTES : POWER SETTING = 12
TEST DATE : 20 Jan 2016 09:52:03 M. LONGINOTTI
ANT. POLARIZ. : VERTICAL
PEAK DETECTOR TRACE
LEVEL dBuV/m
120
105
90
75
60
45
30
15
0
START = 1000
FREQUENCY MHz
STOP = 9000

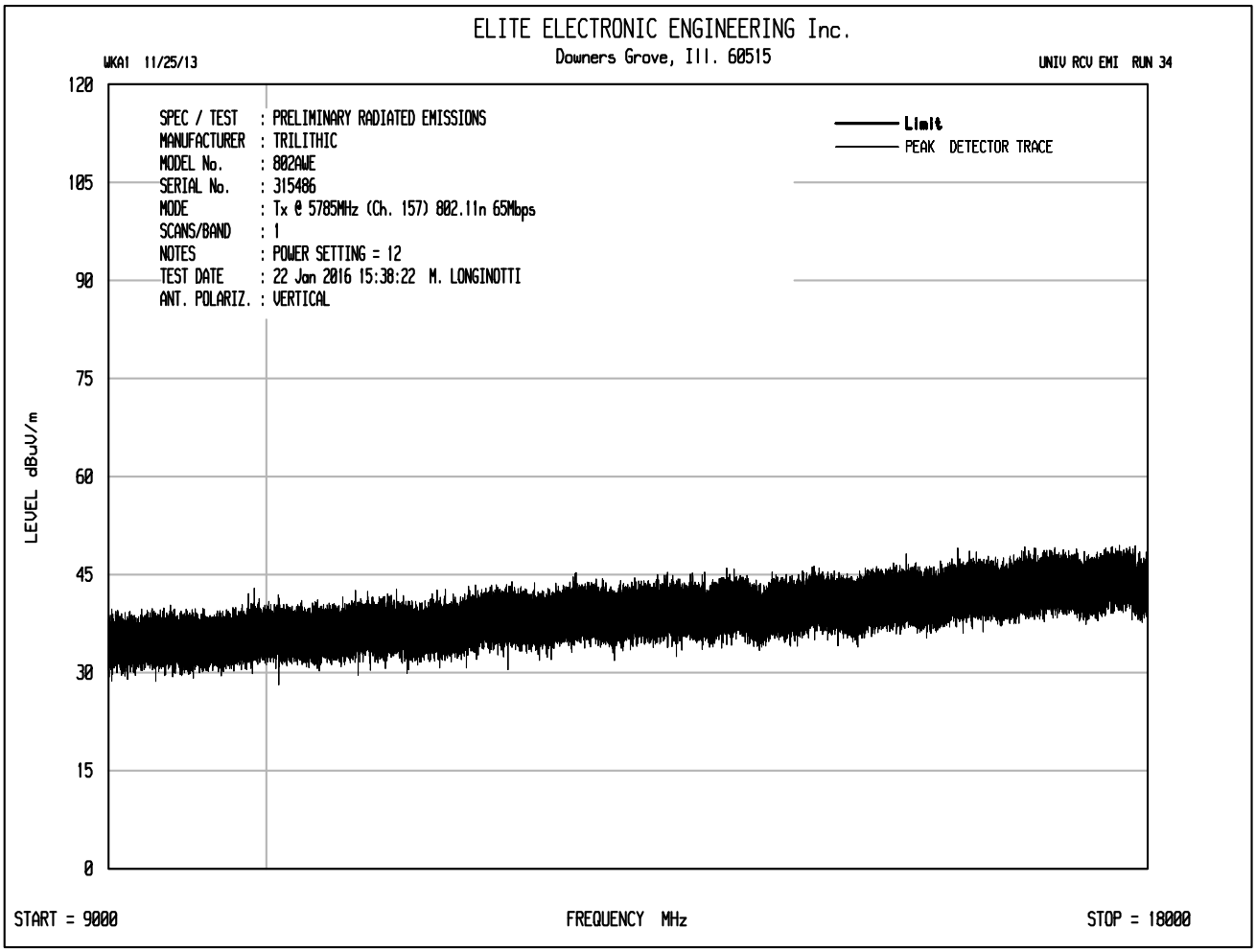
ELITE ELECTRONIC ENGINEERING Inc.
Downers Grove, Ill. 60515
WKA1 11/25/13
UNIV RCV EMI RUN 34
SPEC / TEST : PRELIMINARY RADIATED EMISSIONS
MANUFACTURER : TRILITHIC
MODEL No. : 802AWE
SERIAL No. : 315486
MODE : Tx @ 5785MHz (Ch. 157) 802.11n 65Mbps
SCANS/BAND : 1
NOTES : POWER SETTING = 12
TEST DATE : 22 Jan 2016 15:38:22 M. LONGINOTTI
ANT. POLARIZ. : VERTICAL
Limit
PEAK DETECTOR TRACE
LEVEL dBuV/m
120
105
90
75
60
45
30
15
0
START = 9000
FREQUENCY MHz
STOP = 18000

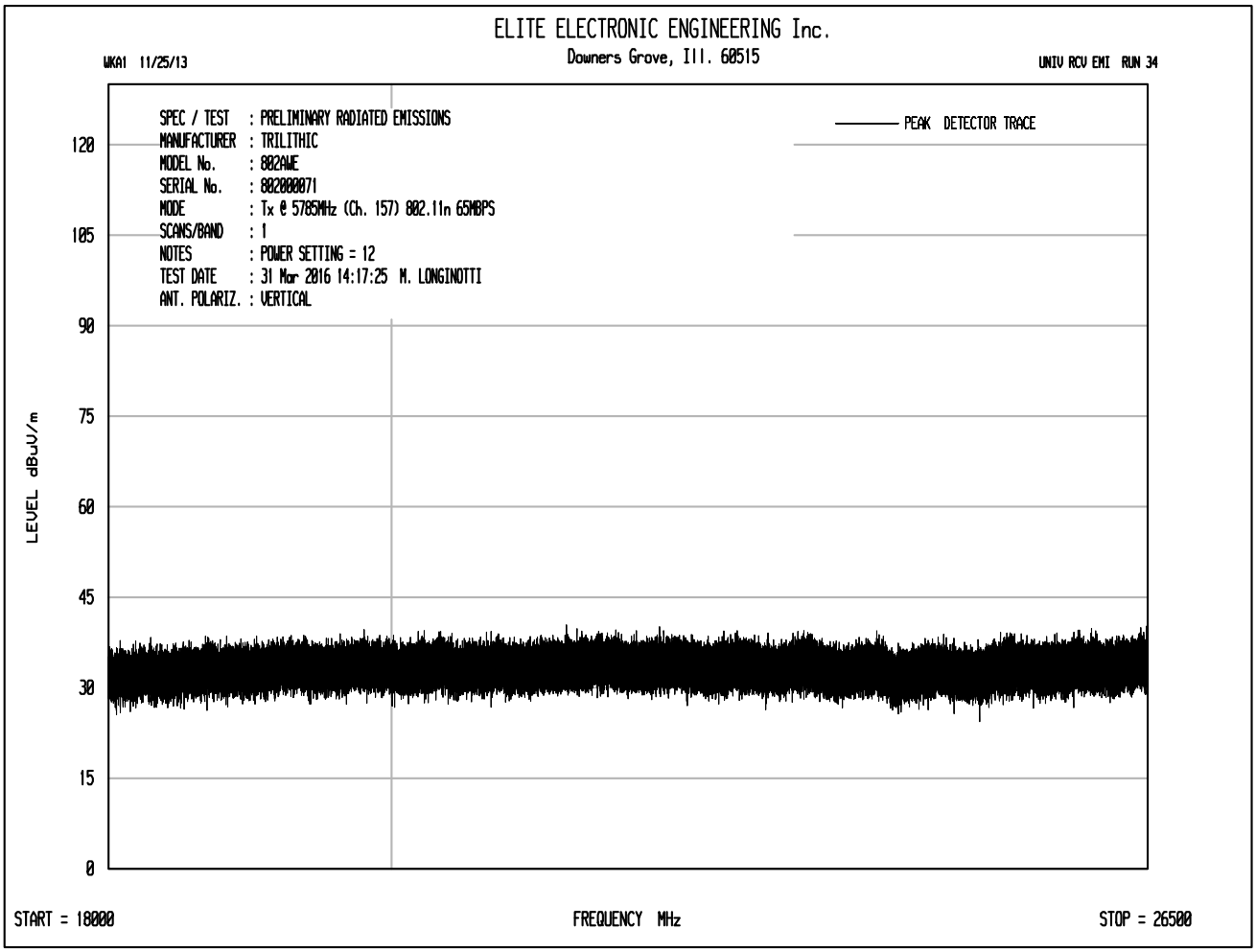
ELITE ELECTRONIC ENGINEERING Inc.
Downers Grove, Ill. 60515
WKA1 11/25/13
UNIV RCV EMI RUN 34
SPEC / TEST : PRELIMINARY RADIATED EMISSIONS
MANUFACTURER : TRILITHIC
MODEL No. : 802AWE
SERIAL No. : 802000071
MODE : Tx @ 5785MHz (Ch. 157) 802.11n 65MBPS
SCANS/BAND : 1
NOTES : POWER SETTING = 12
TEST DATE : 31 Mar 2016 14:17:25 M. LONGINOTTI
ANT. POLARIZ. : VERTICAL
PEAK DETECTOR TRACE
LEVEL dBuV/m
120
105
90
75
60
45
30
15
0
START = 18000
FREQUENCY MHz
STOP = 26500

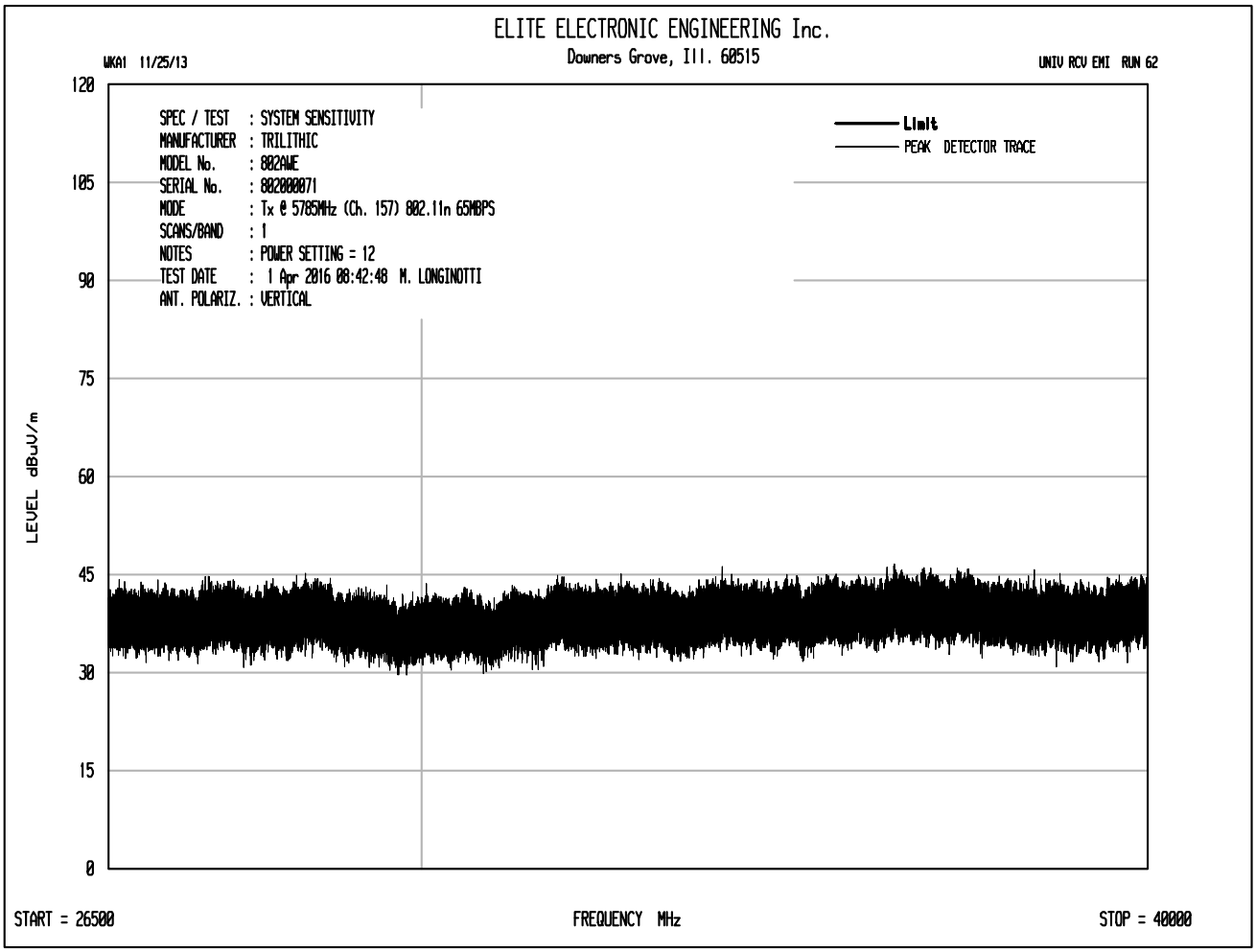
ELITE ELECTRONIC ENGINEERING Inc.
Downers Grove, Ill. 60515
WKA1 11/25/13
UNIV RCV EMI RUN 62
SPEC / TEST : SYSTEM SENSITIVITY
MANUFACTURER : TRILITHIC
MODEL No. : 802AWE
SERIAL No. : 802000071
MODE : Tx @ 5785MHz (Ch. 157) 802.11n 65MBPS
SCANS/BAND : 1
NOTES : POWER SETTING = 12
TEST DATE : 1 Apr 2016 08:42:48 M. LONGINOTTI
ANT. POLARIZ. : VERTICAL
Limit
PEAK DETECTOR TRACE
LEVEL dBuV/m
120
105
90
75
60
45
30
15
0
START = 26500
FREQUENCY MHz
STOP = 40000

ETR No. 8546A
DATA SHEET TEST NO. 25

RADIATED QP EMISSION MEASUREMENTS in a 3 m SEMI-ANECHOIC ROOM
SPECIFICATION : FCC 15C
MANUFACTURER : TRILITHIC
MODEL NO. : 802AWE
SERIAL NO. : 802000071
TEST MODE : Tx @ 5785MHz (Ch. 157) 802.11a 54MBPS
NOTES : 2 BEADS ON POWER SUPPLY CABLE
TEST DATE : 23 Mar 2016 19:54:22
TEST DISTANCE : 3 m

FREQUENCY MHz	QP READING dBuV	ANT FAC dB	CBL FAC dB	EXT ATTN dB	DIST FAC dB	TOTAL dBuV/m	QP LIMIT dBuV/m	AZ deg	ANT HT cm	ANT POL
31.71	7.2	23.0	.5	0.0	0.0	30.6	40.0	90	120	V
57.30	22.9	12.7	.5	0.0	0.0	36.0	40.0	45	200	V
95.86	16.9	16.1	.5	0.0	0.0	33.6	43.5	90	120	V
104.32	17.8	17.4	.5	0.0	0.0	35.7	43.5	135	120	V
121.97	15.6	18.2	.6	0.0	0.0	34.5	43.5	90	120	V
146.10	3.3	16.7	.8	0.0	0.0	20.8	43.5	45	120	V
174.17	19.7	15.7	.9	0.0	0.0	36.3	43.5	90	200	H
237.50	15.1	17.1	1.0	0.0	0.0	33.2	46.0	90	120	H
364.17	11.4	20.8	1.3	0.0	0.0	33.6	46.0	90	200	V
380.00	17.9	20.8	1.4	0.0	0.0	40.1	46.0	135	120	H
522.50	15.4	23.7	1.5	0.0	0.0	40.6	46.0	90	200	H
585.83	14.6	24.7	1.5	0.0	0.0	40.8	46.0	45	200	H
756.10	-5.6	25.7	1.9	0.0	0.0	22.0	46.0	45	120	H
820.10	-5.0	26.2	2.0	0.0	0.0	23.1	46.0	45	200	H
944.64	-4.2	27.1	2.0	0.0	0.0	24.9	46.0	180	200	H

Manufacturer : Trilithic
Model No. : 802AWE
Serial No. :
Date Tested : January 18, 2016 through April 1, 2016
Test Performed : Radiated Spurious Emissions in Restricted Bands
Mode : Transmit at 5785MHz, 802.11a 54 Mb/sec, power setting = 12
Test Distance : 3 meters
Notes : Peak Readings with a 1MHz RBW

Freq. MHz	Ant Pol	Meter Reading (dBuV)	Ambient	CBL Fac (dB)	Ant Fac (dB)	Pre Amp (dB)	Peak Total dBuV/m at 3m	Peak Total uV/m at 3 m	Peak Limit uV/m at 3 m	Margin (dB)
11570.00	H	48.4	Ambient	7.8	38.6	-38.3	56.5	667.5	5000.0	-17.5
11570.00	V	48.2	Ambient	7.8	38.6	-38.3	56.3	652.3	5000.0	-17.7

Peak Total (dBuV/m) = Meter Reading (dBuV) + CBL Fac (dB) + Ant Fac (dB) + Pre Amp (dB)

Peak Total (uV/m) = 10^(Peak Total (dBuV/m)/20)

Manufacturer : Trilithic
Model No. : 802AWE
Serial No. :
Date Tested : January 18, 2016 through April 1, 2016
Test Performed : Radiated Spurious Emissions in Restricted Bands
Mode : Transmit at 5785MHz, 802.11a 54 Mb/sec, power setting = 12
Test Distance : 3 meters
Notes : Average Readings with a 1MHz RBW

Freq. MHz	Ant Pol	Meter Reading (dBuV)	Ambient	CBL Fac (dB)	Ant Fac (dB)	Pre Amp (dB)	Average Total dBuV/m at 3m	Average Total uV/m at 3 m	Average Limit uV/m at 3 m	Margin (dB)
11570.00	H	34.8	Ambient	7.8	38.6	-38.3	42.9	139.5	500.0	-11.1
11570.00	V	34.9	Ambient	7.8	38.6	-38.3	43.0	141.1	500.0	-11.0

Average Total (dBuV/m) = Meter Reading (dBuV) + CBL Fac (dB) + Ant Fac (dB) + Pre Amp (dB)

Average Total (uV/m) = 10^(Peak Total (dBuV/m)/20)

ETR No. 8546A
DATA SHEET TEST NO. 11

RADIATED QP EMISSION MEASUREMENTS in a 3 m SEMI-ANECHOIC ROOM
SPECIFICATION : FCC 15C
MANUFACTURER : TRILITHIC
MODEL NO. : 802AWE
SERIAL NO. : 802000071
TEST MODE : Tx @ 5785MHz (Ch. 157) 802.11n 65MBPS
NOTES : 2 BEADS ON POWER SUPPLY CABLE
TEST DATE : 23 Mar 2016 16:32:08
TEST DISTANCE : 3 m

FREQUENCY MHz	QP READING dBuV	ANT FAC dB	CBL FAC dB	EXT ATTN dB	DIST FAC dB	TOTAL dBuV/m	QP LIMIT dBuV/m	AZ deg	ANT HT cm	ANT POL
31.74	7.7	23.0	.5	0.0	0.0	31.2	40.0	180	120	V
56.17	22.8	12.9	.5	0.0	0.0	36.1	40.0	0	120	V
95.08	17.6	16.1	.5	0.0	0.0	34.2	43.5	225	120	V
105.86	17.0	17.6	.5	0.0	0.0	35.2	43.5	90	120	V
121.90	15.5	18.2	.6	0.0	0.0	34.3	43.5	90	120	V
148.54	3.1	16.5	.8	0.0	0.0	20.4	43.5	45	120	V
174.17	19.7	15.7	.9	0.0	0.0	36.3	43.5	225	200	H
237.50	14.6	17.1	1.0	0.0	0.0	32.7	46.0	270	120	H
300.83	14.2	19.2	1.0	0.0	0.0	34.4	46.0	135	120	H
395.83	16.7	20.6	1.5	0.0	0.0	38.8	46.0	225	200	V
522.50	14.9	23.7	1.5	0.0	0.0	40.1	46.0	90	200	H
585.83	14.1	24.7	1.5	0.0	0.0	40.3	46.0	45	200	H
785.06	-5.1	25.8	2.0	0.0	0.0	22.7	46.0	90	120	H
902.49	-1.3	26.5	2.0	0.0	0.0	27.2	46.0	180	200	H
939.43	-4.2	27.0	2.0	0.0	0.0	24.9	46.0	225	340	H

Manufacturer : Trilithic
Model No. : 802AWE
Serial No. :
Date Tested : January 18, 2016 through April 1, 2016
Test Performed : Radiated Spurious Emissions in Restricted Bands
Mode : Transmit at 5785MHz, 802.11n 65 Mb/sec, power setting = 12
Test Distance : 3 meters
Notes : Peak Readings with a 1MHz RBW

Freq. MHz	Ant Pol	Meter Reading (dBuV)	Ambient	CBL Fac (dB)	Ant Fac (dB)	Pre Amp (dB)	Peak Total dBuV/m at 3m	Peak Total uV/m at 3 m	Peak Limit uV/m at 3 m	Margin (dB)
11570.00	H	48.2	Ambient	7.8	38.6	-38.3	56.3	652.3	5000.0	-17.7
11570.00	V	48.0	Ambient	7.8	38.6	-38.3	56.1	637.5	5000.0	-17.9

Peak Total (dBuV/m) = Meter Reading (dBuV) + CBL Fac (dB) + Ant Fac (dB) + Pre Amp (dB)

Peak Total (uV/m) = 10^(Peak Total (dBuV/m)/20)

Manufacturer : Trilithic
Model No. : 802AWE
Serial No. :
Date Tested : January 18, 2016 through April 1, 2016
Test Performed : Radiated Spurious Emissions in Restricted Bands
Mode : Transmit at 5785MHz, 802.11n 65 Mb/sec, power setting = 12
Test Distance : 3 meters
Notes : Average Readings with a 1MHz RBW

Freq. MHz	Ant Pol	Meter Reading (dBuV)	Ambient	CBL Fac (dB)	Ant Fac (dB)	Pre Amp (dB)	Average Total dBuV/m at 3m	Average Total uV/m at 3 m	Average Limit uV/m at 3 m	Margin (dB)
11570.00	H	34.7	Ambient	7.8	38.6	-38.3	42.8	137.9	500.0	-11.2
11570.00	V	34.7	Ambient	7.8	38.6	-38.3	42.8	137.9	500.0	-11.2

Average Total (dBuV/m) = Meter Reading (dBuV) + CBL Fac (dB) + Ant Fac (dB) + Pre Amp (dB)

Average Total (uV/m) = 10^(Peak Total (dBuV/m)/20)

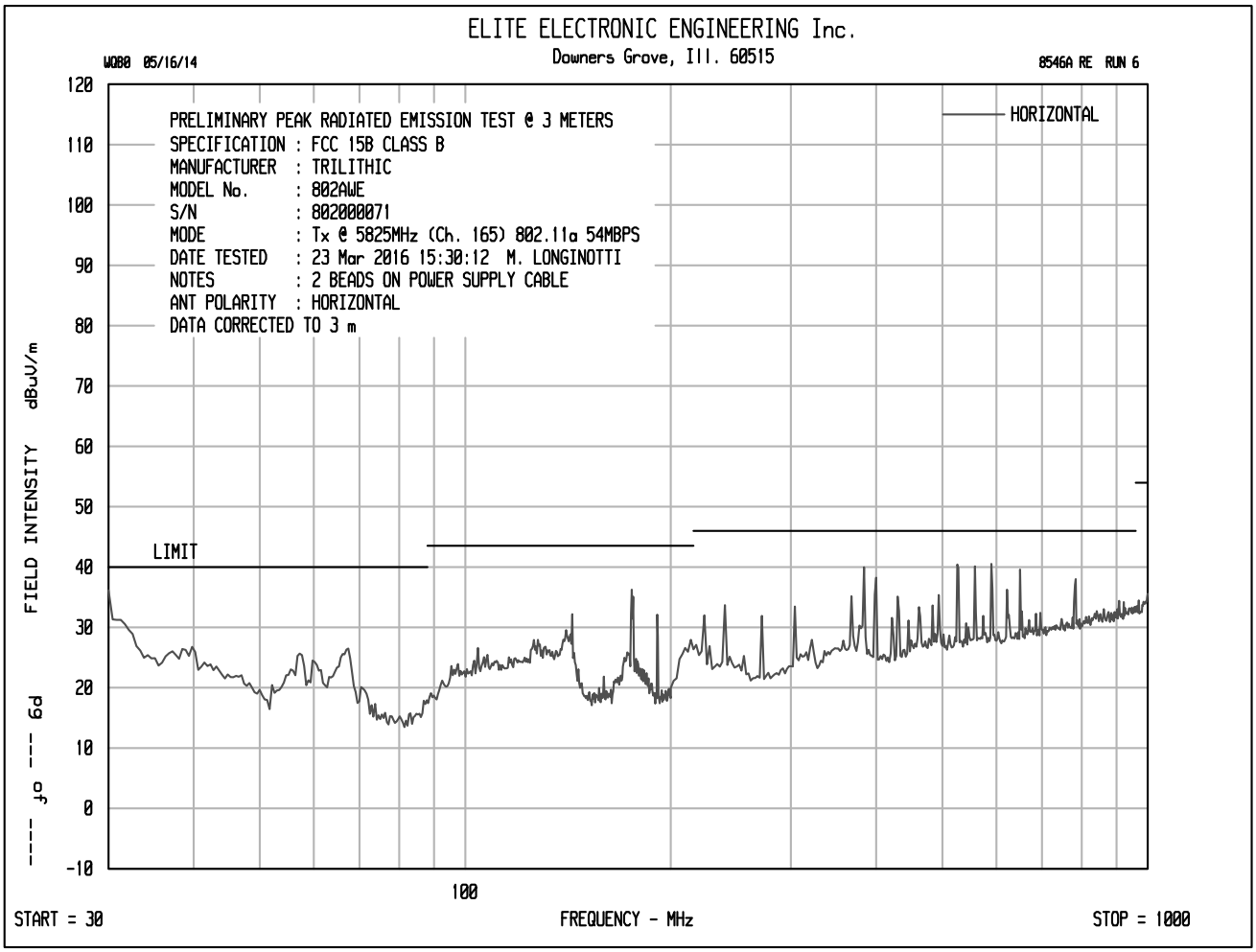
ELITE ELECTRONIC ENGINEERING Inc.
Downers Grove, Ill. 60515
W080 05/16/14
8546A RE RUN 6
PRELIMINARY PEAK RADIATED EMISSION TEST @ 3 METERS
SPECIFICATION : FCC 15B CLASS B
MANUFACTURER : TRILITHIC
MODEL No. : 802AWE
S/N : 802000071
MODE : Tx @ 5825MHz (Ch. 165) 802.11a 54MBPS
DATE TESTED : 23 Mar 2016 15:30:12 M. LONGINOTTI
NOTES : 2 BEADS ON POWER SUPPLY CABLE
ANT POLARITY : HORIZONTAL
DATA CORRECTED TO 3 m
HORIZONTAL
LIMIT
FIELD INTENSITY dBuV/m
---- pg --- of ----
120
110
100
90
80
70
60
50
40
30
20
10
0
-10
100
START = 30
FREQUENCY - MHz
STOP = 1000

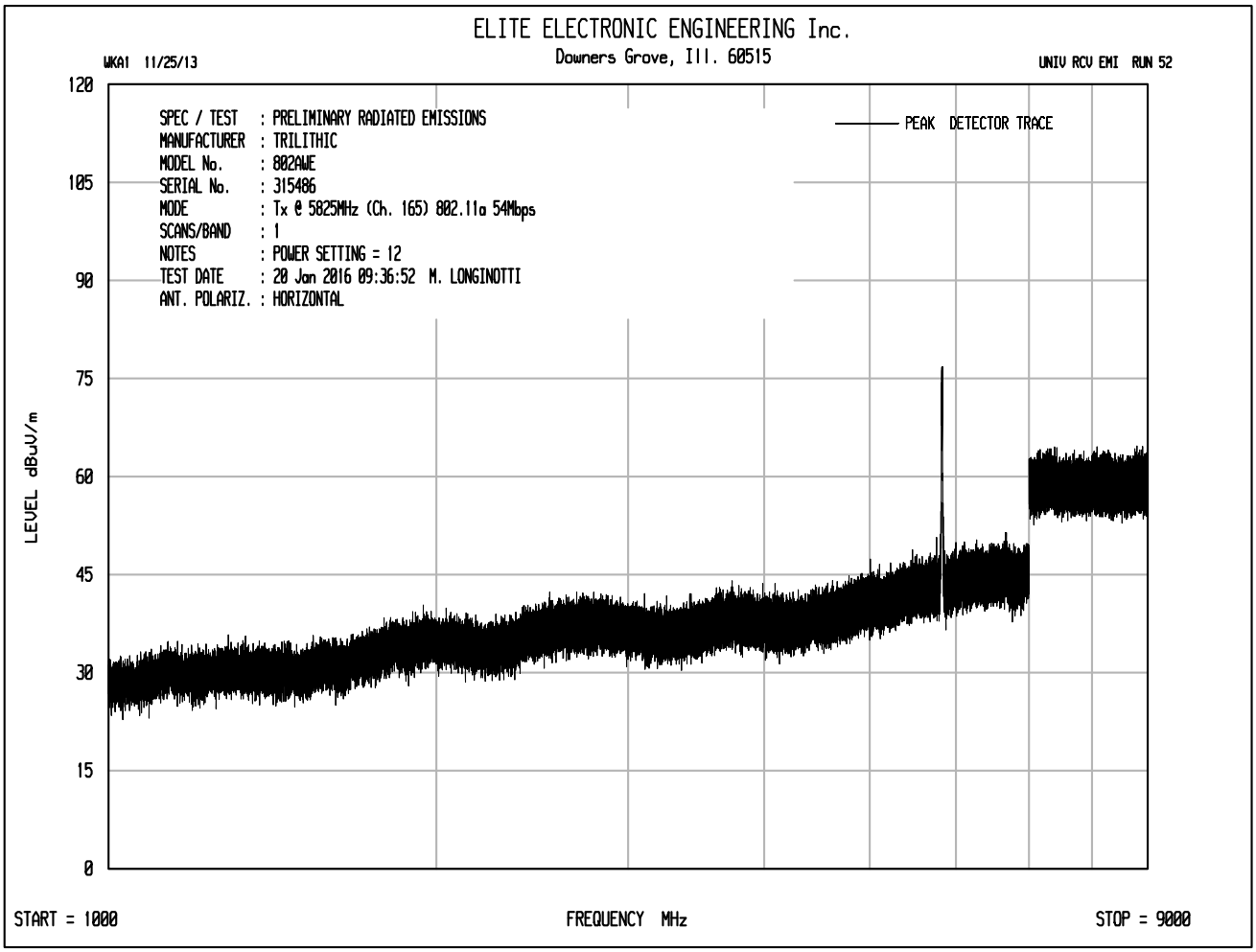
ELITE ELECTRONIC ENGINEERING Inc.
Downers Grove, Ill. 60515
WKA1 11/25/13
UNIV RCV EMI RUN 52
SPEC / TEST : PRELIMINARY RADIATED EMISSIONS
MANUFACTURER : TRILITHIC
MODEL No. : 802AWE
SERIAL No. : 315486
MODE : Tx @ 5825MHz (Ch. 165) 802.11a 54Mbps
SCANS/BAND : 1
NOTES : POWER SETTING = 12
TEST DATE : 20 Jan 2016 09:36:52 M. LONGINOTTI
ANT. POLARIZ. : HORIZONTAL
PEAK DETECTOR TRACE
LEVEL dBuV/m
120
105
90
75
60
45
30
15
0
START = 1000
FREQUENCY MHz
STOP = 9000

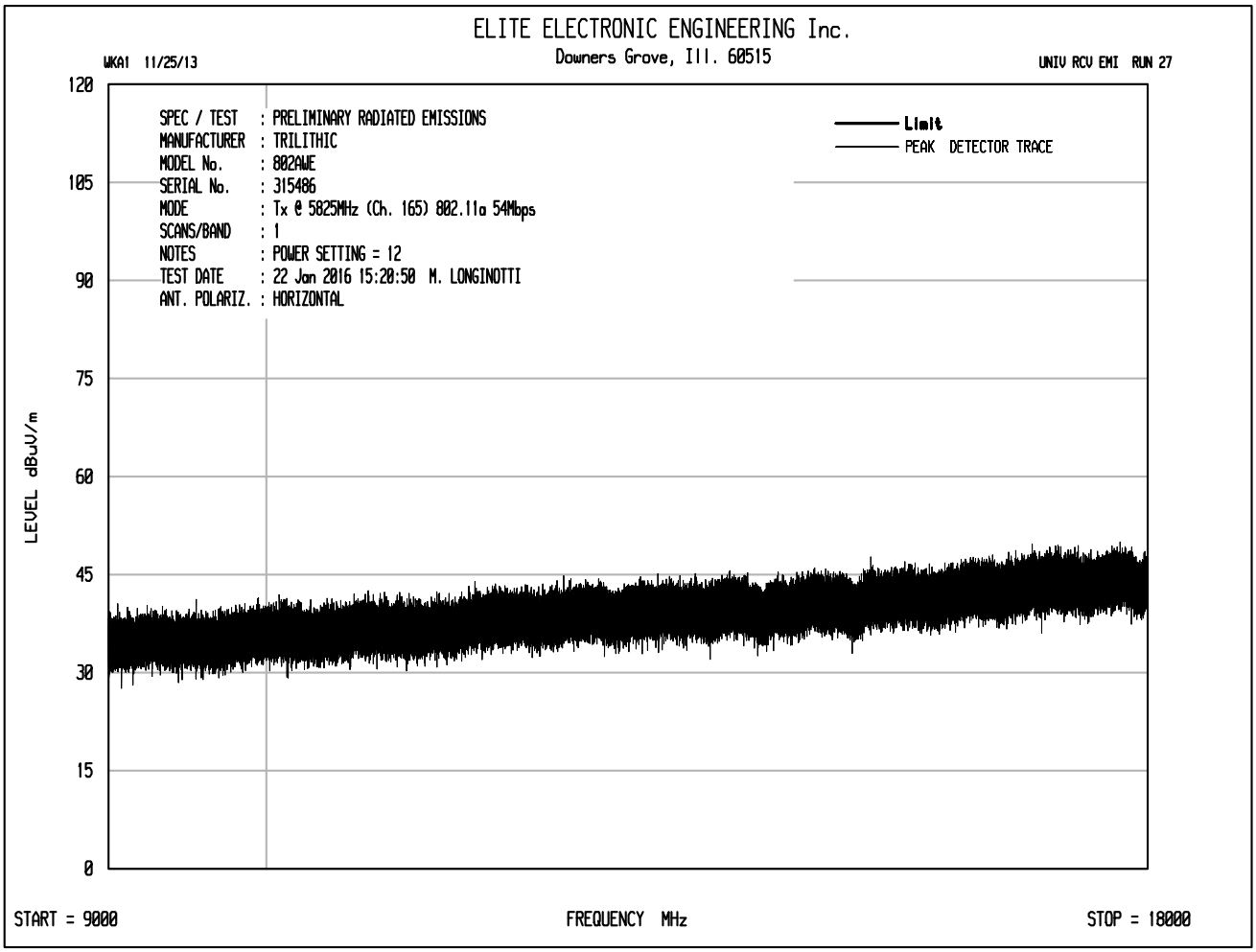
ELITE ELECTRONIC ENGINEERING Inc.
Downers Grove, Ill. 60515
WKA1 11/25/13
UNIV RCV EMI RUN 27
SPEC / TEST : PRELIMINARY RADIATED EMISSIONS
MANUFACTURER : TRILITHIC
MODEL No. : 802AWE
SERIAL No. : 315486
MODE : Tx @ 5825MHz (Ch. 165) 802.11a 54Mbps
SCANS/BAND : 1
NOTES : POWER SETTING = 12
TEST DATE : 22 Jan 2016 15:20:50 M. LONGINOTTI
ANT. POLARIZ. : HORIZONTAL
Limit
PEAK DETECTOR TRACE
LEVEL dBuV/m
120
105
90
75
60
45
30
15
0
START = 9000
FREQUENCY MHz
STOP = 18000

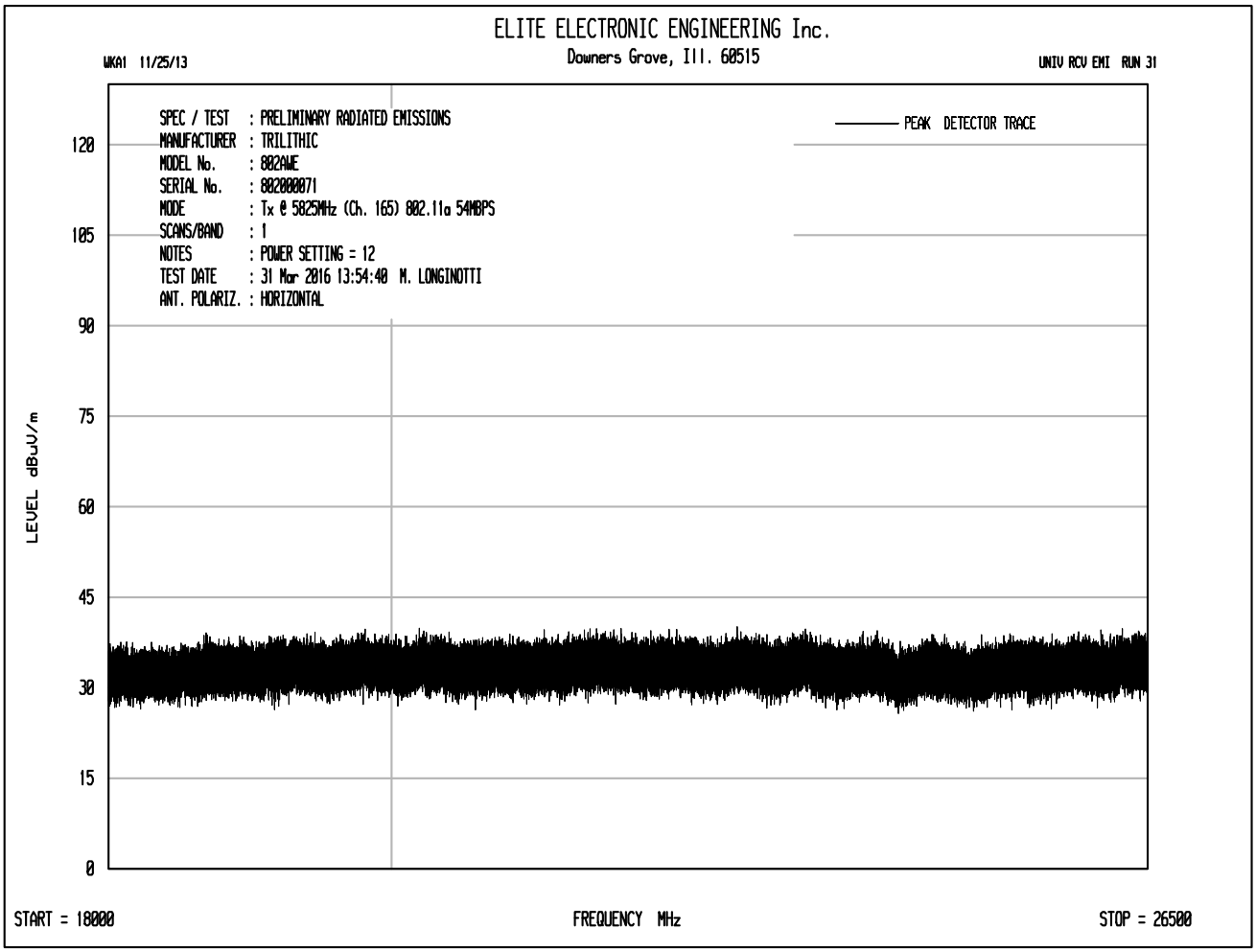
ELITE ELECTRONIC ENGINEERING Inc.
Downers Grove, Ill. 60515
WKA1 11/25/13
UNIV RCV EMI RUN 31
SPEC / TEST : PRELIMINARY RADIATED EMISSIONS
MANUFACTURER : TRILITHIC
MODEL No. : 802AWE
SERIAL No. : 802000071
MODE : Tx @ 5825MHz (Ch. 165) 802.11a 54MBPS
SCANS/BAND : 1
NOTES : POWER SETTING = 12
TEST DATE : 31 Mar 2016 13:54:40 M. LONGINOTTI
ANT. POLARIZ. : HORIZONTAL
PEAK DETECTOR TRACE
LEVEL dBuV/m
120
105
90
75
60
45
30
15
0
START = 18000
FREQUENCY MHz
STOP = 26500

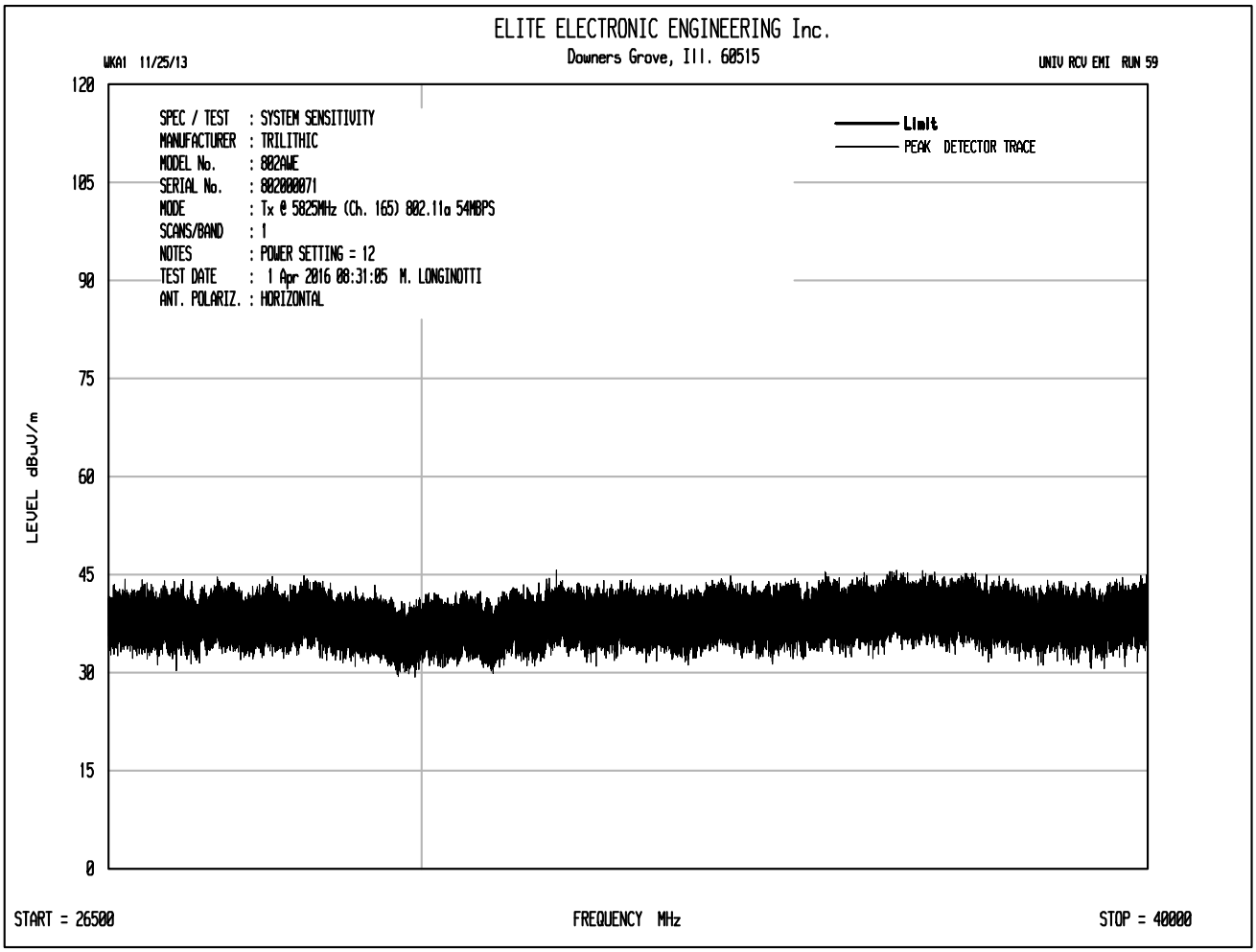
ELITE ELECTRONIC ENGINEERING Inc.
Downers Grove, Ill. 60515
WKA1 11/25/13
UNIV RCV EMI RUN 59
SPEC / TEST : SYSTEM SENSITIVITY
MANUFACTURER : TRILITHIC
MODEL No. : 802AWE
SERIAL No. : 802000071
MODE : Tx @ 5825MHz (Ch. 165) 802.11a 54MBPS
SCANS/BAND : 1
NOTES : POWER SETTING = 12
TEST DATE : 1 Apr 2016 08:31:05 M. LONGINOTTI
ANT. POLARIZ. : HORIZONTAL
Limit
PEAK DETECTOR TRACE
LEVEL dBuV/m
120
105
90
75
60
45
30
15
0
START = 26500
FREQUENCY MHz
STOP = 40000

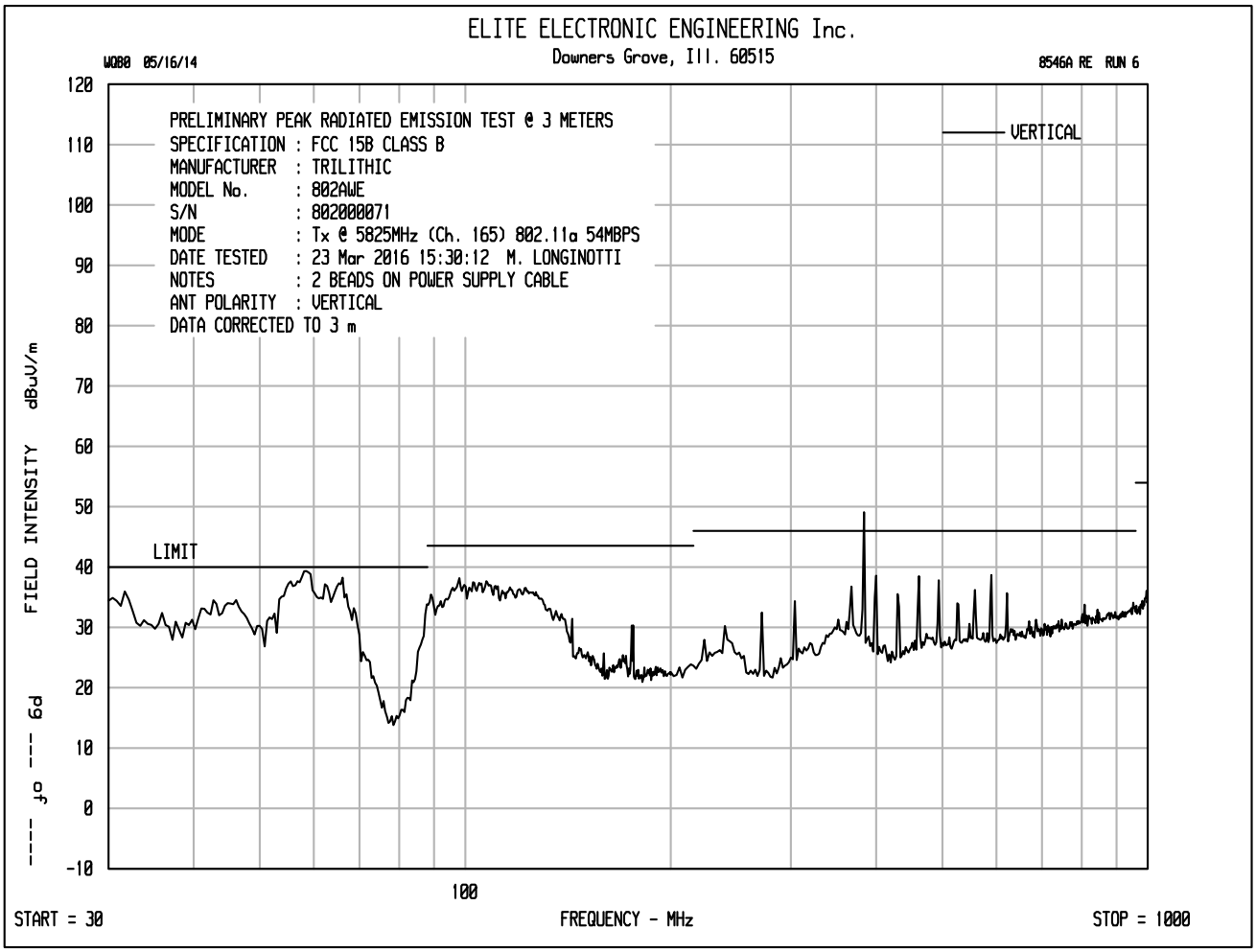
ELITE ELECTRONIC ENGINEERING Inc.
Downers Grove, Ill. 60515
WOBO 05/16/14
8546A RE RUN 6
PRELIMINARY PEAK RADIATED EMISSION TEST @ 3 METERS
SPECIFICATION : FCC 15B CLASS B
MANUFACTURER : TRILITHIC
MODEL No. : 802AWE
S/N : 802000071
MODE : Tx @ 5825MHz (Ch. 165) 802.11a 54MBPS
DATE TESTED : 23 Mar 2016 15:30:12 M. LONGINOTTI
NOTES : 2 BEADS ON POWER SUPPLY CABLE
ANT POLARITY : VERTICAL
DATA CORRECTED TO 3 m
VERTICAL
LIMIT
FIELD INTENSITY dBuV/m
---- µo --- 6d
120
110
100
90
80
70
60
50
40
30
20
10
0
-10
100
START = 30
FREQUENCY - MHz
STOP = 1000

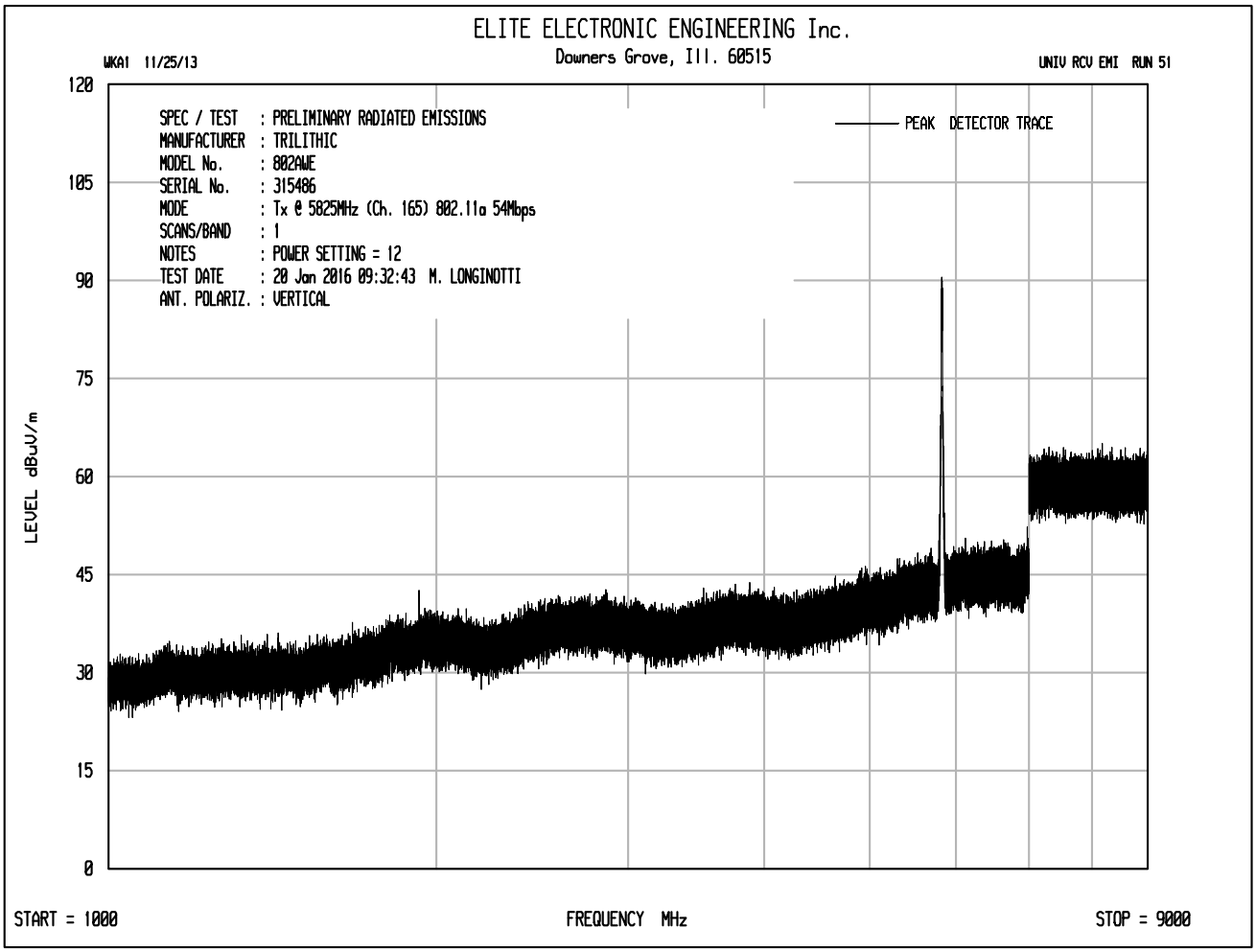
ELITE ELECTRONIC ENGINEERING Inc.
Downers Grove, Ill. 60515
WKA1 11/25/13
UNIV RCV EMI RUN 51
SPEC / TEST : PRELIMINARY RADIATED EMISSIONS
MANUFACTURER : TRILITHIC
MODEL No. : 802AWE
SERIAL No. : 315486
MODE : Tx @ 5825MHz (Ch. 165) 802.11a 54Mbps
SCANS/BAND : 1
NOTES : POWER SETTING = 12
TEST DATE : 20 Jan 2016 09:32:43 M. LONGINOTTI
ANT. POLARIZ. : VERTICAL
PEAK DETECTOR TRACE
LEVEL dBuV/m
120
105
90
75
60
45
30
15
0
START = 1000
FREQUENCY MHz
STOP = 9000

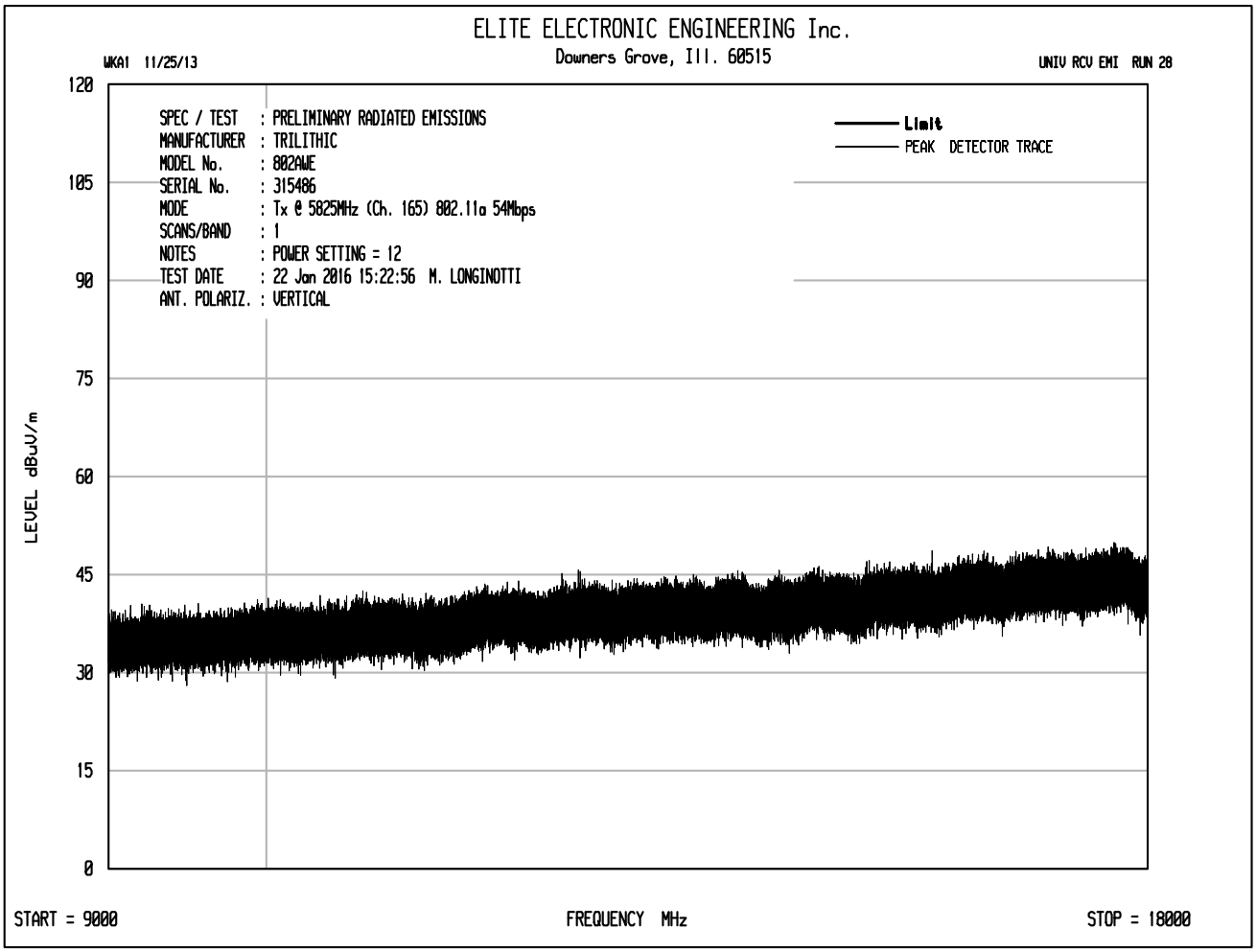
ELITE ELECTRONIC ENGINEERING Inc.
Downers Grove, Ill. 60515
WKA1 11/25/13
UNIV RCV EMI RUN 20
SPEC / TEST : PRELIMINARY RADIATED EMISSIONS
MANUFACTURER : TRILITHIC
MODEL No. : 802AWE
SERIAL No. : 315486
MODE : Tx @ 5825MHz (Ch. 165) 802.11a 54Mbps
SCANS/BAND : 1
NOTES : POWER SETTING = 12
TEST DATE : 22 Jan 2016 15:22:56 M. LONGINOTTI
ANT. POLARIZ. : VERTICAL
Limit
PEAK DETECTOR TRACE
LEVEL dBuV/m
120
105
90
75
60
45
30
15
0
START = 9000
FREQUENCY MHz
STOP = 18000

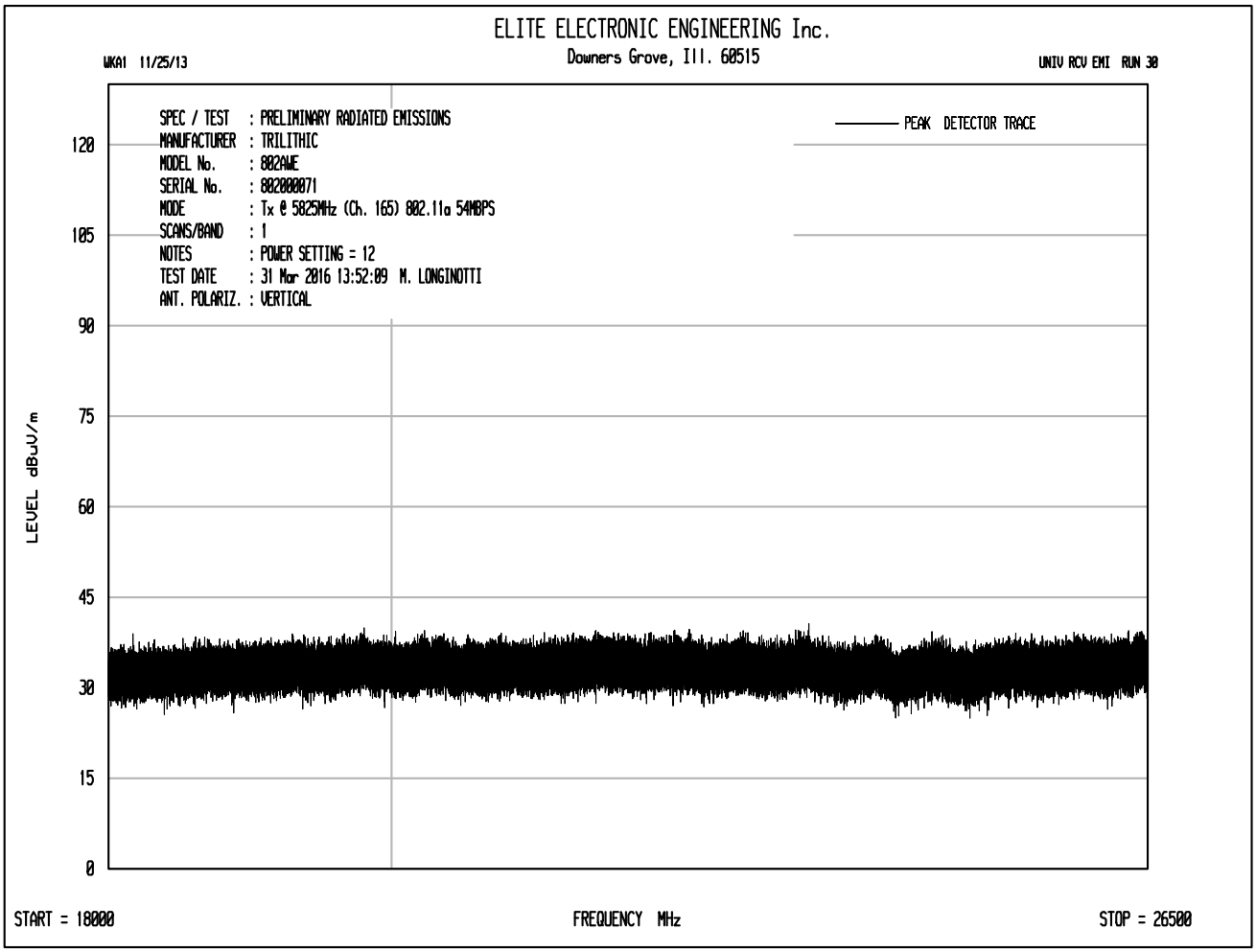
ELITE ELECTRONIC ENGINEERING Inc.
Downers Grove, Ill. 60515
WKA1 11/25/13
UNIV RCV EMI RUN 30
SPEC / TEST : PRELIMINARY RADIATED EMISSIONS
MANUFACTURER : TRILITHIC
MODEL No. : 802AWE
SERIAL No. : 802000071
MODE : Tx @ 5825MHz (Ch. 165) 802.11a 54MBPS
SCANS/BAND : 1
NOTES : POWER SETTING = 12
TEST DATE : 31 Mar 2016 13:52:09 M. LONGINOTTI
ANT. POLARIZ. : VERTICAL
PEAK DETECTOR TRACE
LEVEL dBuV/m
120
105
90
75
60
45
30
15
0
START = 18000
FREQUENCY MHz
STOP = 26500

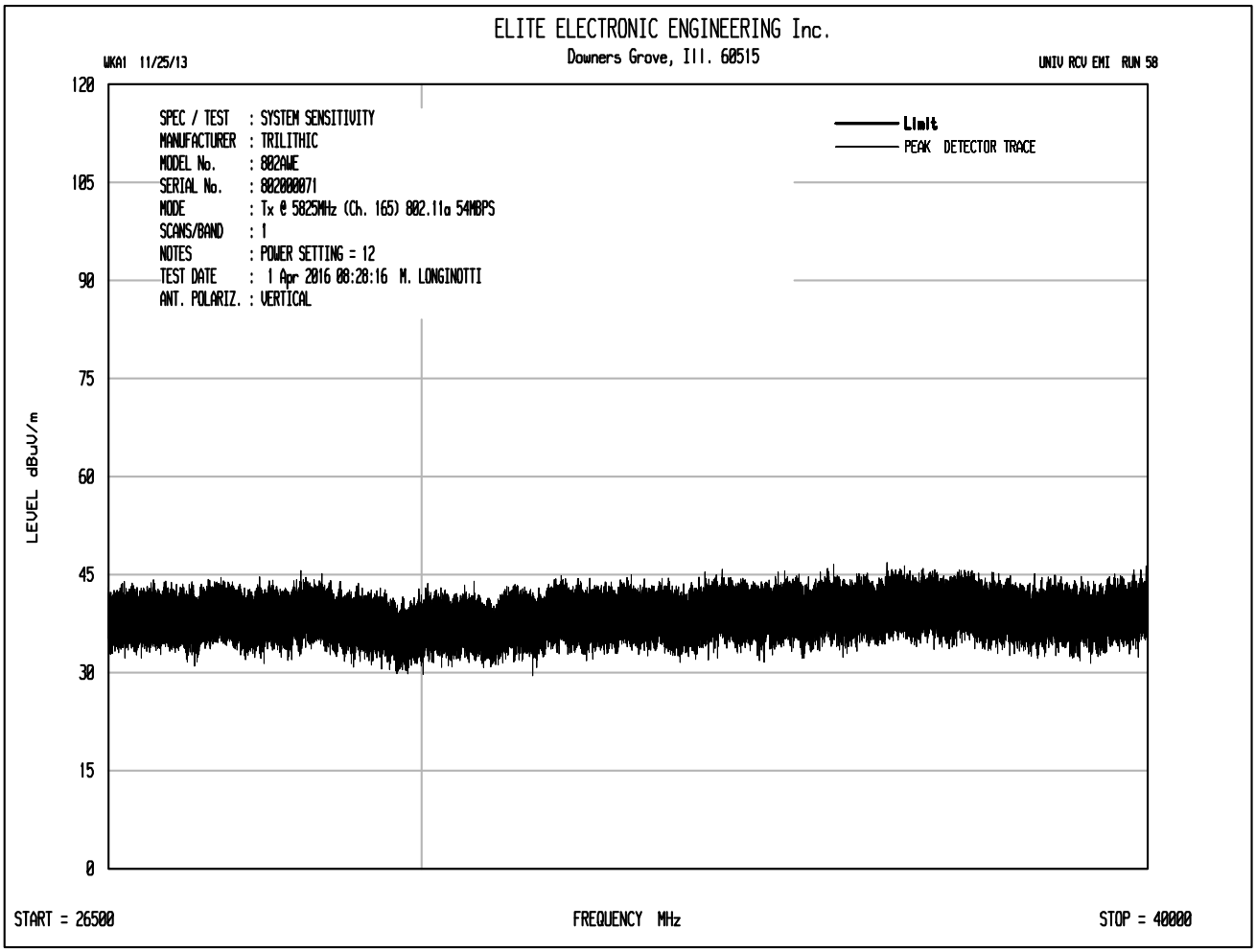
ELITE ELECTRONIC ENGINEERING Inc.
Downers Grove, Ill. 60515
WKA1 11/25/13
UNIV RCV EMI RUN 58
SPEC / TEST : SYSTEM SENSITIVITY
MANUFACTURER : TRILITHIC
MODEL No. : 802AWE
SERIAL No. : 802000071
MODE : Tx @ 5825MHz (Ch. 165) 802.11a 54MBPS
SCANS/BAND : 1
NOTES : POWER SETTING = 12
TEST DATE : 1 Apr 2016 08:28:16 M. LONGINOTTI
ANT. POLARIZ. : VERTICAL
Limit
PEAK DETECTOR TRACE
LEVEL dBuV/m
120
105
90
75
60
45
30
15
0
START = 26500
FREQUENCY MHz
STOP = 40000

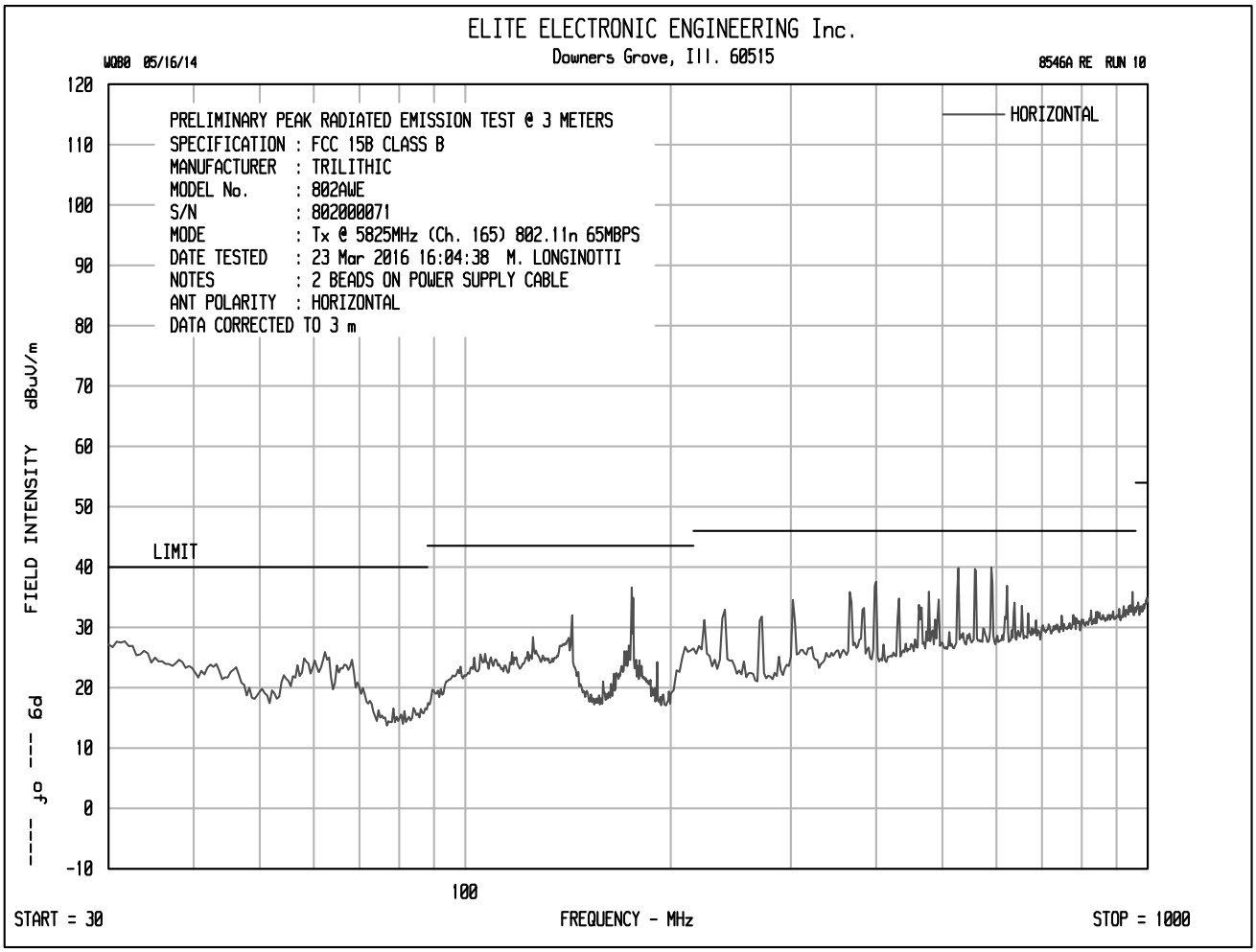
ELITE ELECTRONIC ENGINEERING Inc.
Downers Grove, Ill. 60515
W080 05/16/14
8546A RE RUN 10
PRELIMINARY PEAK RADIATED EMISSION TEST @ 3 METERS
SPECIFICATION : FCC 15B CLASS B
MANUFACTURER : TRILITHIC
MODEL No. : 802AWE
S/N : 802000071
MODE : Tx @ 5825MHz (Ch. 165) 802.11n 65MBPS
DATE TESTED : 23 Mar 2016 16:04:38 M. LONGINOTTI
NOTES : 2 BEADS ON POWER SUPPLY CABLE
ANT POLARITY : HORIZONTAL
DATA CORRECTED TO 3 m
HORIZONTAL
LIMIT
FIELD INTENSITY dBuV/m
---- µo --- 6d
120
110
100
90
80
70
60
50
40
30
20
10
0
-10
100
START = 30
FREQUENCY - MHz
STOP = 1000

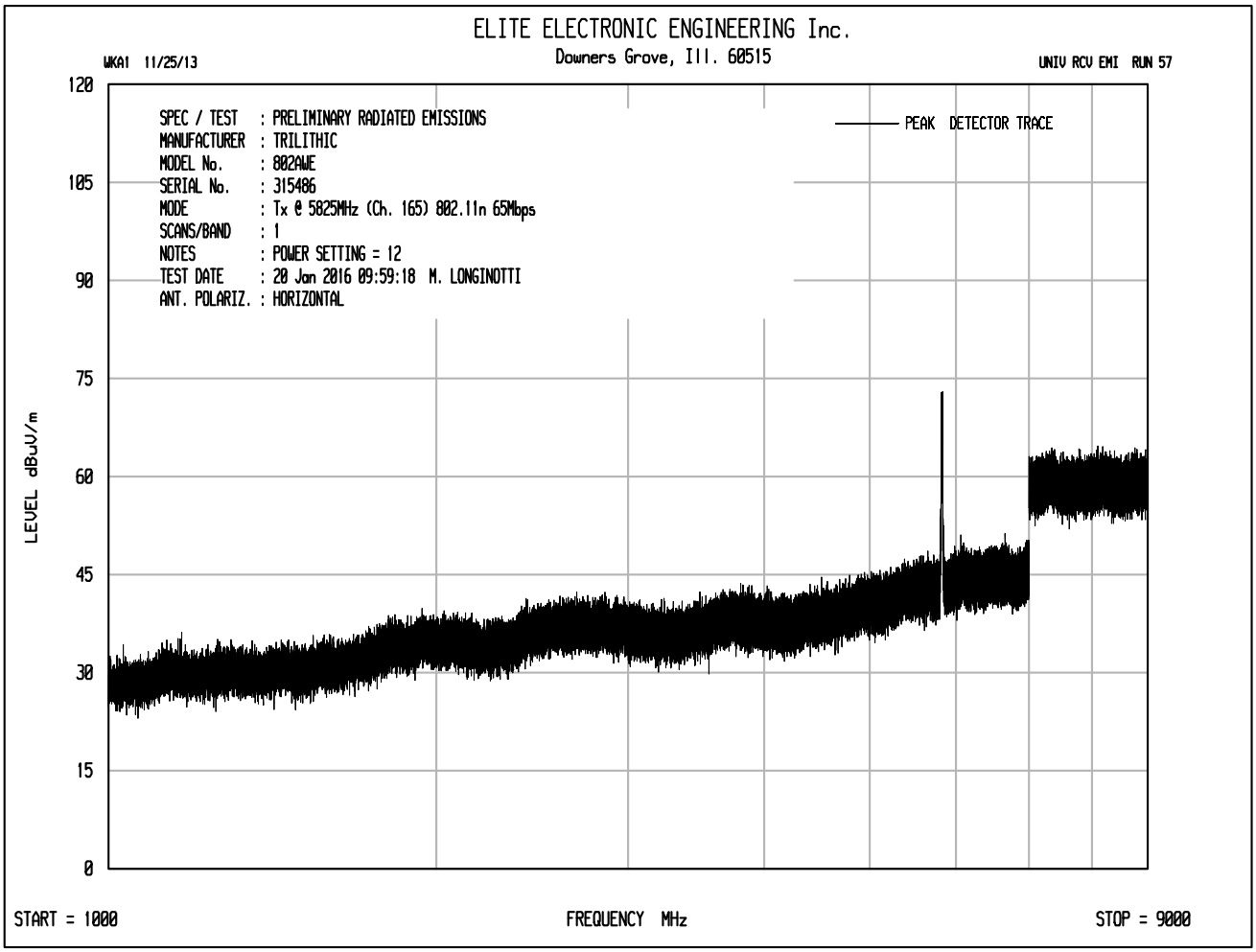
ELITE ELECTRONIC ENGINEERING Inc.
Downers Grove, Ill. 60515
WKA1 11/25/13
UNIV RCV EMI RUN 57
SPEC / TEST : PRELIMINARY RADIATED EMISSIONS
MANUFACTURER : TRILITHIC
MODEL No. : 802AWE
SERIAL No. : 315486
MODE : Tx @ 5825MHz (Ch. 165) 802.11n 65Mbps
SCANS/BAND : 1
NOTES : POWER SETTING = 12
TEST DATE : 20 Jan 2016 09:59:18 M. LONGINOTTI
ANT. POLARIZ. : HORIZONTAL
PEAK DETECTOR TRACE
LEVEL dBuV/m
120
105
90
75
60
45
30
15
0
START = 1000
FREQUENCY MHz
STOP = 9000

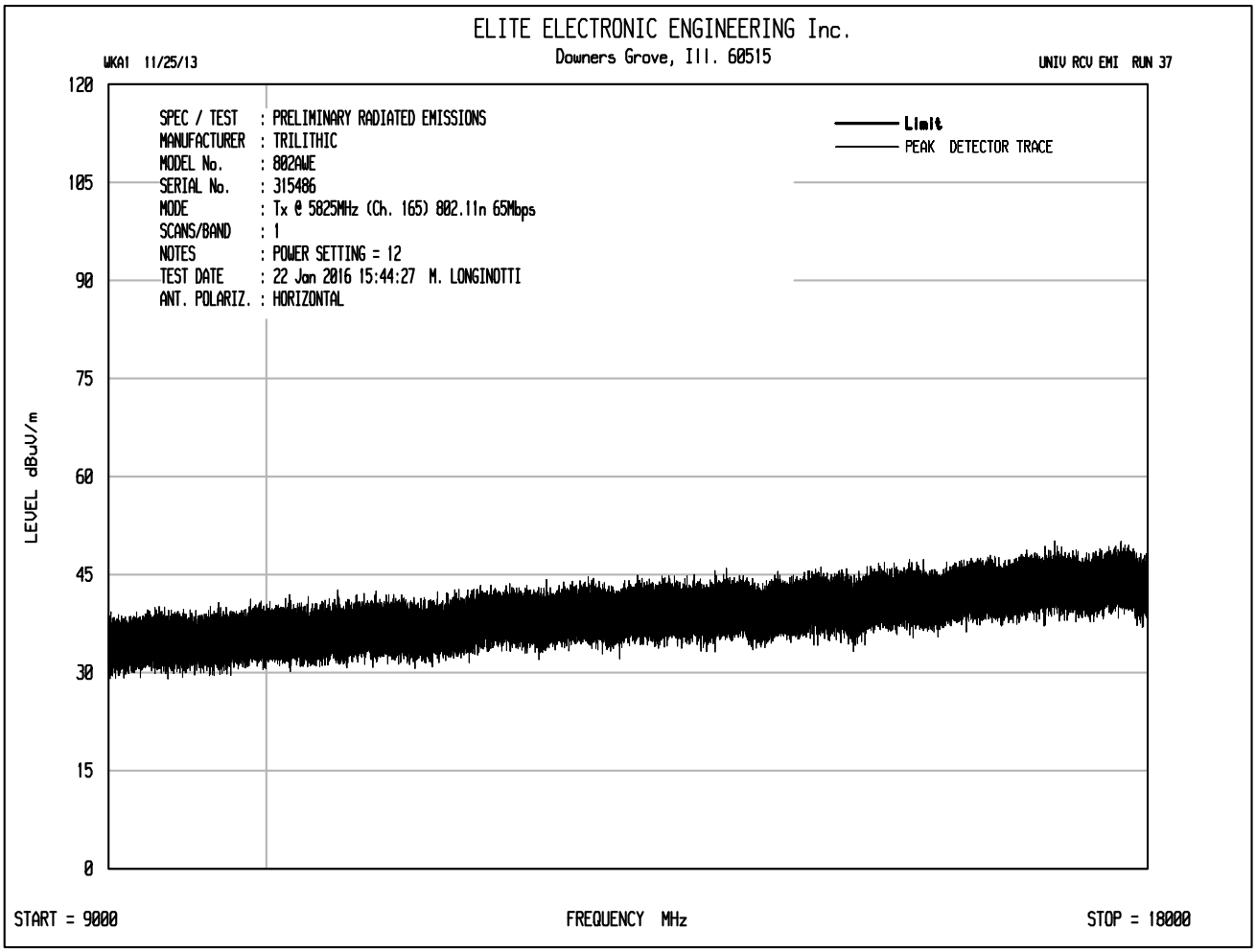
ELITE ELECTRONIC ENGINEERING Inc.
Downers Grove, Ill. 60515
WKA1 11/25/13
UNIV RCV EMI RUN 37
SPEC / TEST : PRELIMINARY RADIATED EMISSIONS
MANUFACTURER : TRILITHIC
MODEL No. : 802AWE
SERIAL No. : 315486
MODE : Tx @ 5825MHz (Ch. 165) 802.11n 65Mbps
SCANS/BAND : 1
NOTES : POWER SETTING = 12
TEST DATE : 22 Jan 2016 15:44:27 M. LONGINOTTI
ANT. POLARIZ. : HORIZONTAL
Limit
PEAK DETECTOR TRACE
LEVEL dBuV/m
120
105
90
75
60
45
30
15
0
START = 9000
FREQUENCY MHz
STOP = 18000

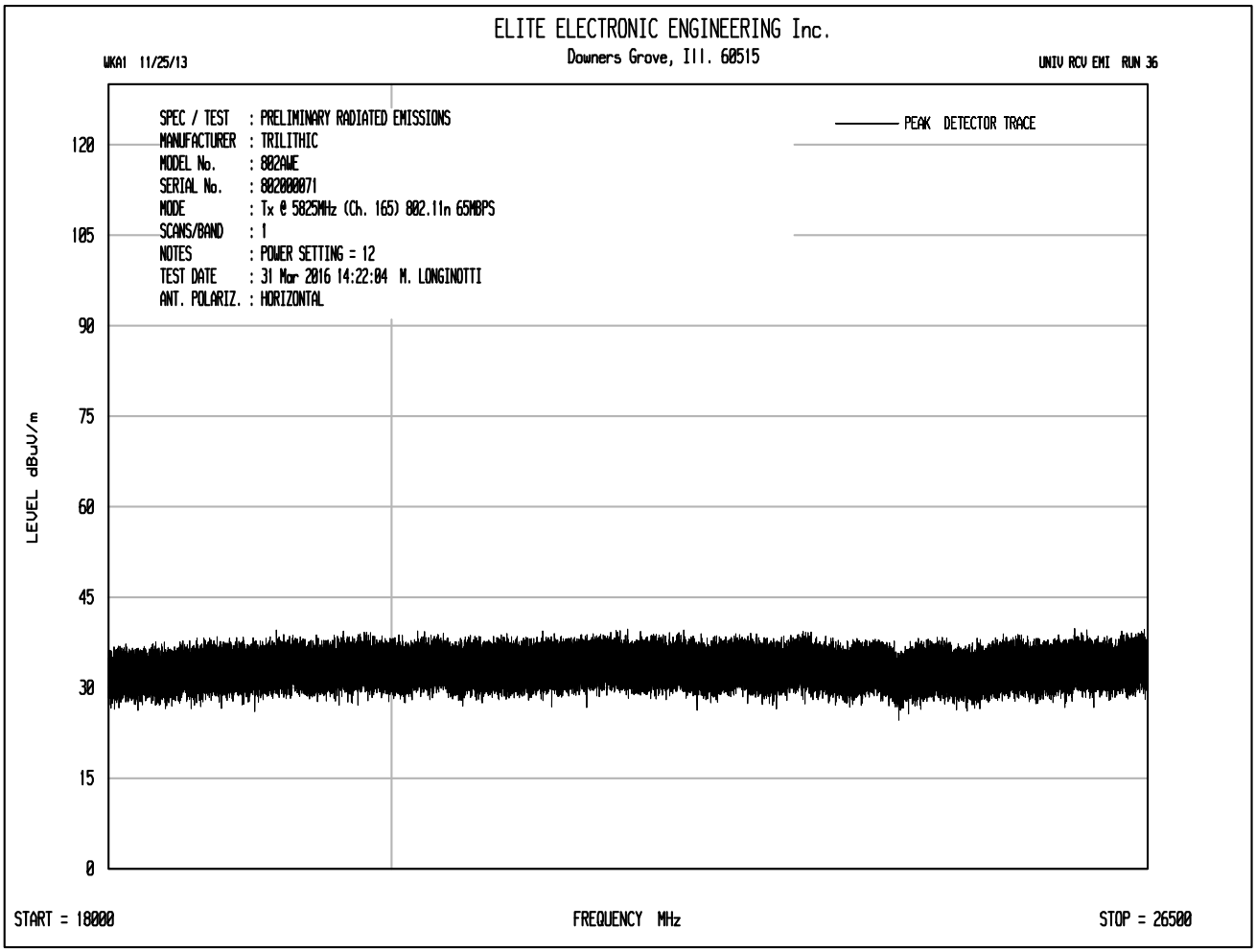
ELITE ELECTRONIC ENGINEERING Inc.
Downers Grove, Ill. 60515
WKA1 11/25/13
UNIV RCV EMI RUN 36
SPEC / TEST : PRELIMINARY RADIATED EMISSIONS
MANUFACTURER : TRILITHIC
MODEL No. : 802AWE
SERIAL No. : 802000071
MODE : Tx @ 5825MHz (Ch. 165) 802.11n 65MBPS
SCANS/BAND : 1
NOTES : POWER SETTING = 12
TEST DATE : 31 Mar 2016 14:22:04 M. LONGINOTTI
ANT. POLARIZ. : HORIZONTAL
PEAK DETECTOR TRACE
LEVEL dBuV/m
120
105
90
75
60
45
30
15
0
START = 18000
FREQUENCY MHz
STOP = 26500

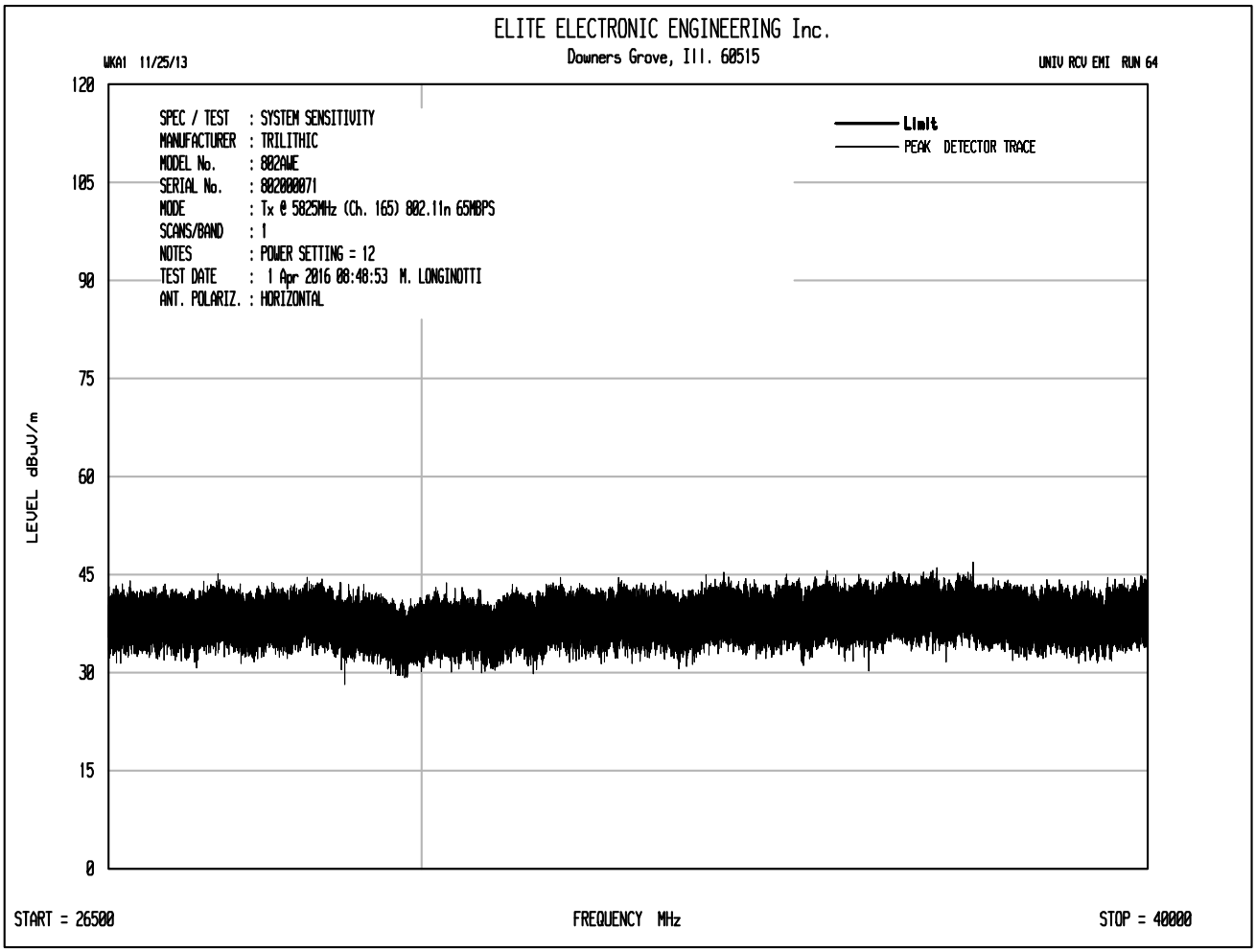
ELITE ELECTRONIC ENGINEERING Inc.
Downers Grove, Ill. 60515
WKA1 11/25/13
UNIV RCV EMI RUN 64
SPEC / TEST : SYSTEM SENSITIVITY
MANUFACTURER : TRILITHIC
MODEL No. : 802AWE
SERIAL No. : 802000071
MODE : Tx @ 5825MHz (Ch. 165) 802.11n 65MBPS
SCANS/BAND : 1
NOTES : POWER SETTING = 12
TEST DATE : 1 Apr 2016 08:48:53 M. LONGINOTTI
ANT. POLARIZ. : HORIZONTAL
Limit
PEAK DETECTOR TRACE
LEVEL dBuV/m
120
105
90
75
60
45
30
15
0
START = 26500
FREQUENCY MHz
STOP = 40000

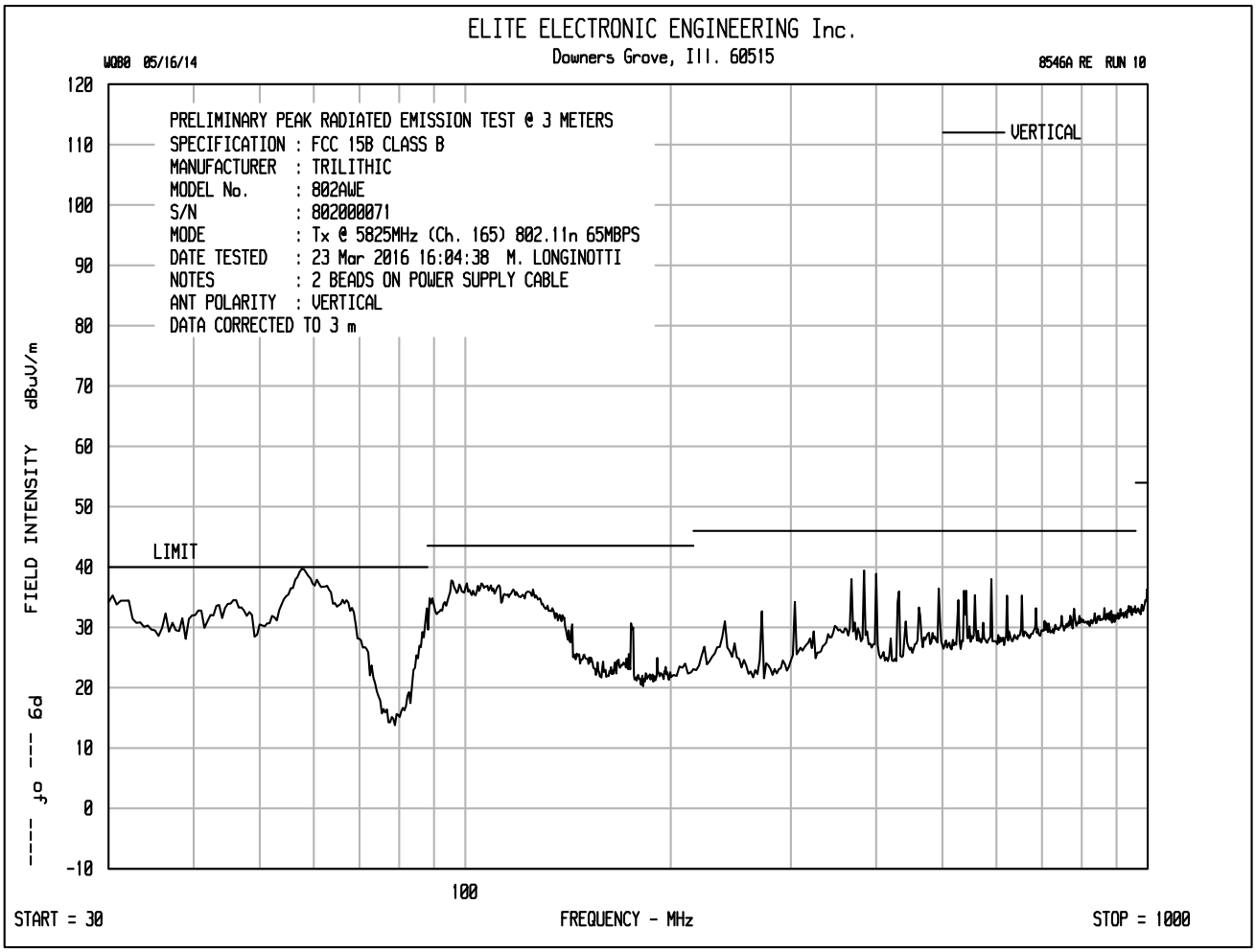
ELITE ELECTRONIC ENGINEERING Inc.
Downers Grove, Ill. 60515
W080 05/16/14
8546A RE RUN 10
PRELIMINARY PEAK RADIATED EMISSION TEST @ 3 METERS
SPECIFICATION : FCC 15B CLASS B
MANUFACTURER : TRILITHIC
MODEL No. : 802AWE
S/N : 802000071
MODE : Tx @ 5825MHz (Ch. 165) 802.11n 65MBPS
DATE TESTED : 23 Mar 2016 16:04:38 M. LONGINOTTI
NOTES : 2 BEADS ON POWER SUPPLY CABLE
ANT POLARITY : VERTICAL
DATA CORRECTED TO 3 m
VERTICAL
LIMIT
FIELD INTENSITY dBuV/m
---- µo --- 6d
120
110
100
90
80
70
60
50
40
30
20
10
0
-10
100
START = 30
FREQUENCY - MHz
STOP = 1000

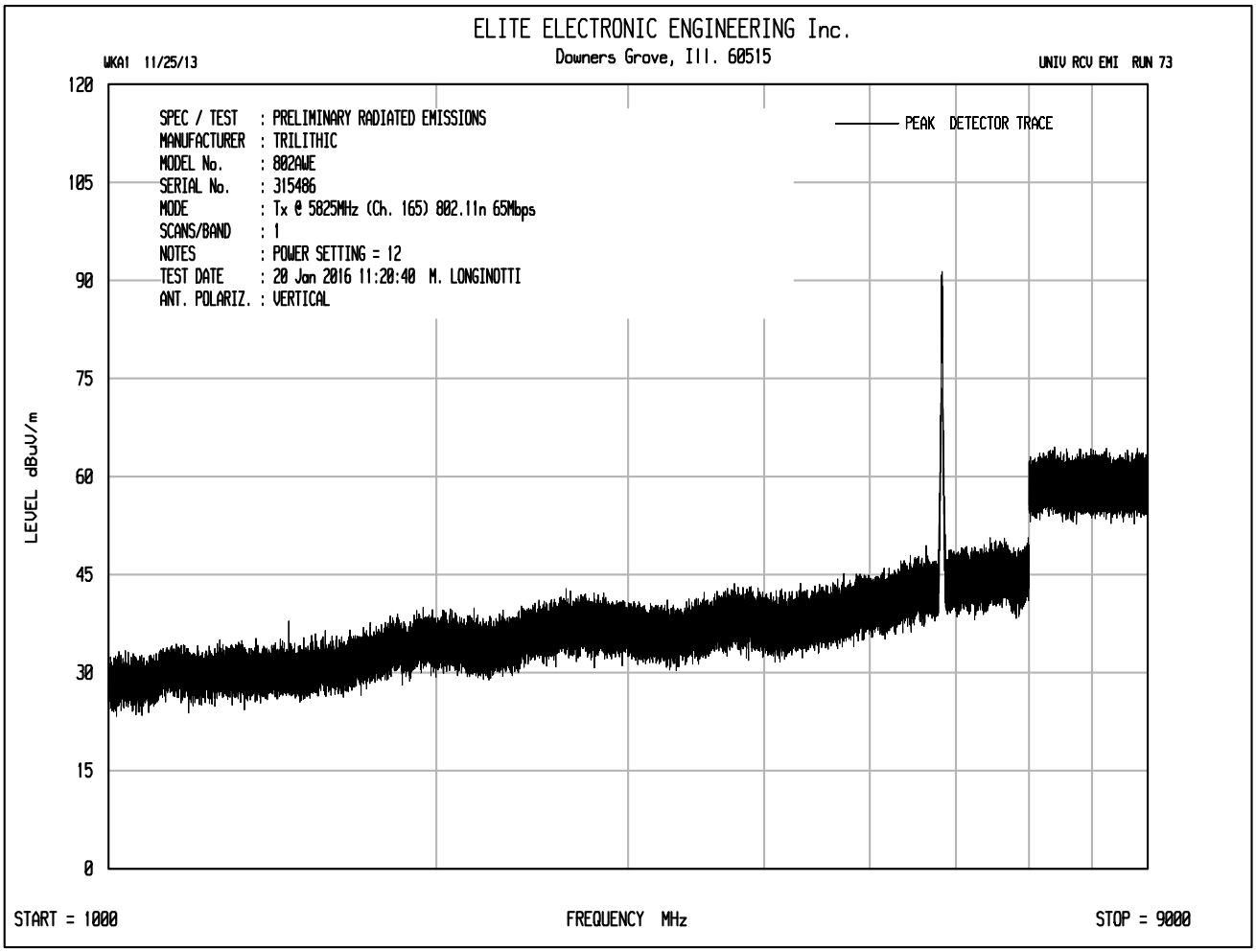
ELITE ELECTRONIC ENGINEERING Inc.
Downers Grove, Ill. 60515
WKA1 11/25/13
UNIV RCV EMI RUN 73
SPEC / TEST : PRELIMINARY RADIATED EMISSIONS
MANUFACTURER : TRILITHIC
MODEL No. : 802AWE
SERIAL No. : 315486
MODE : Tx @ 5825MHz (Ch. 165) 802.11n 65Mbps
SCANS/BAND : 1
NOTES : POWER SETTING = 12
TEST DATE : 20 Jan 2016 11:20:40 M. LONGINOTTI
ANT. POLARIZ. : VERTICAL
PEAK DETECTOR TRACE
LEVEL dBuV/m
120
105
90
75
60
45
30
15
0
START = 1000
FREQUENCY MHz
STOP = 9000

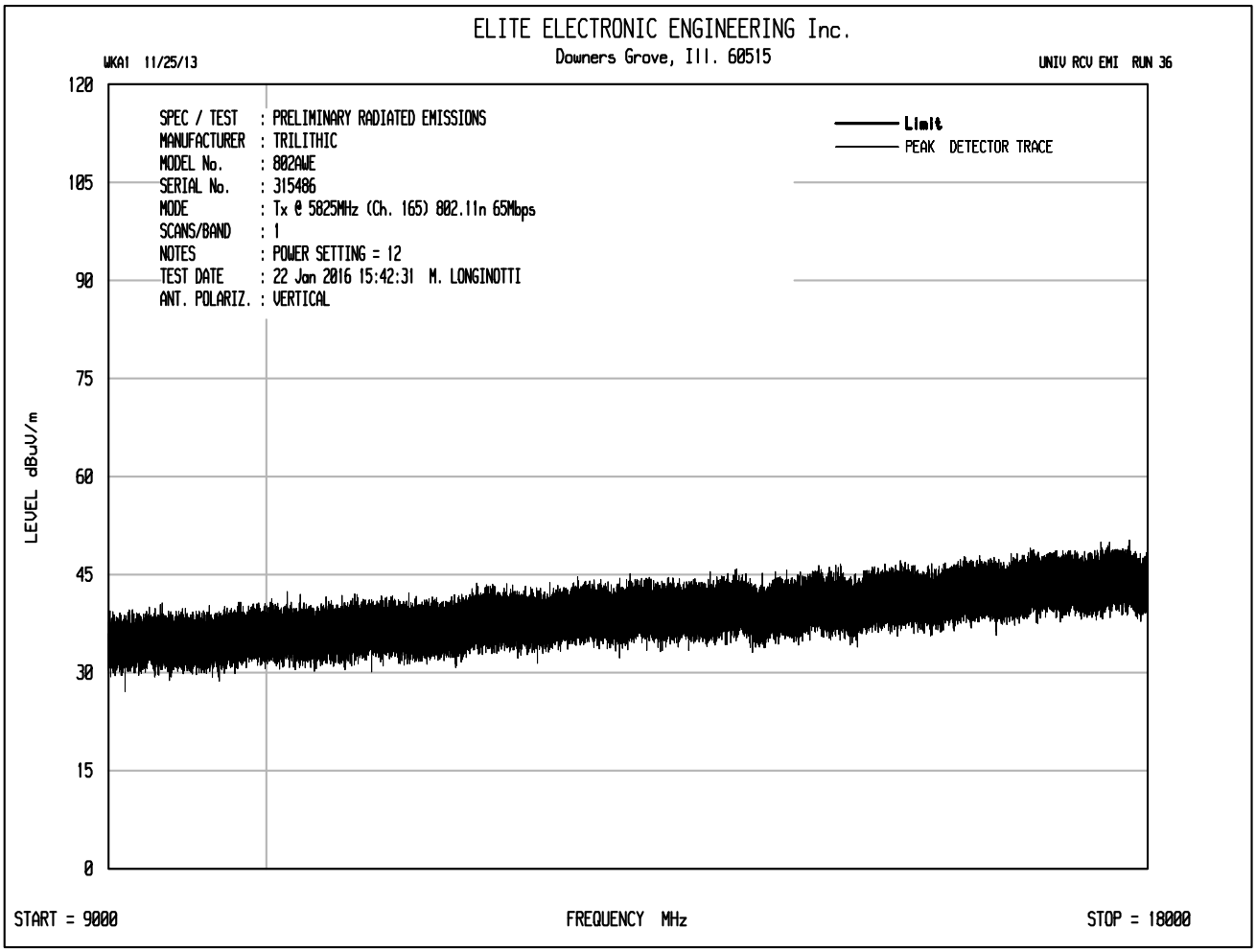
ELITE ELECTRONIC ENGINEERING Inc.
Downers Grove, Ill. 60515
WKA1 11/25/13
UNIV RCV EMI RUN 36
SPEC / TEST : PRELIMINARY RADIATED EMISSIONS
MANUFACTURER : TRILITHIC
MODEL No. : 802AWE
SERIAL No. : 315486
MODE : Tx @ 5825MHz (Ch. 165) 802.11n 65Mbps
SCANS/BAND : 1
NOTES : POWER SETTING = 12
TEST DATE : 22 Jan 2016 15:42:31 M. LONGINOTTI
ANT. POLARIZ. : VERTICAL
Limit
PEAK DETECTOR TRACE
LEVEL dBuV/m
120
105
90
75
60
45
30
15
0
START = 9000
FREQUENCY MHz
STOP = 18000

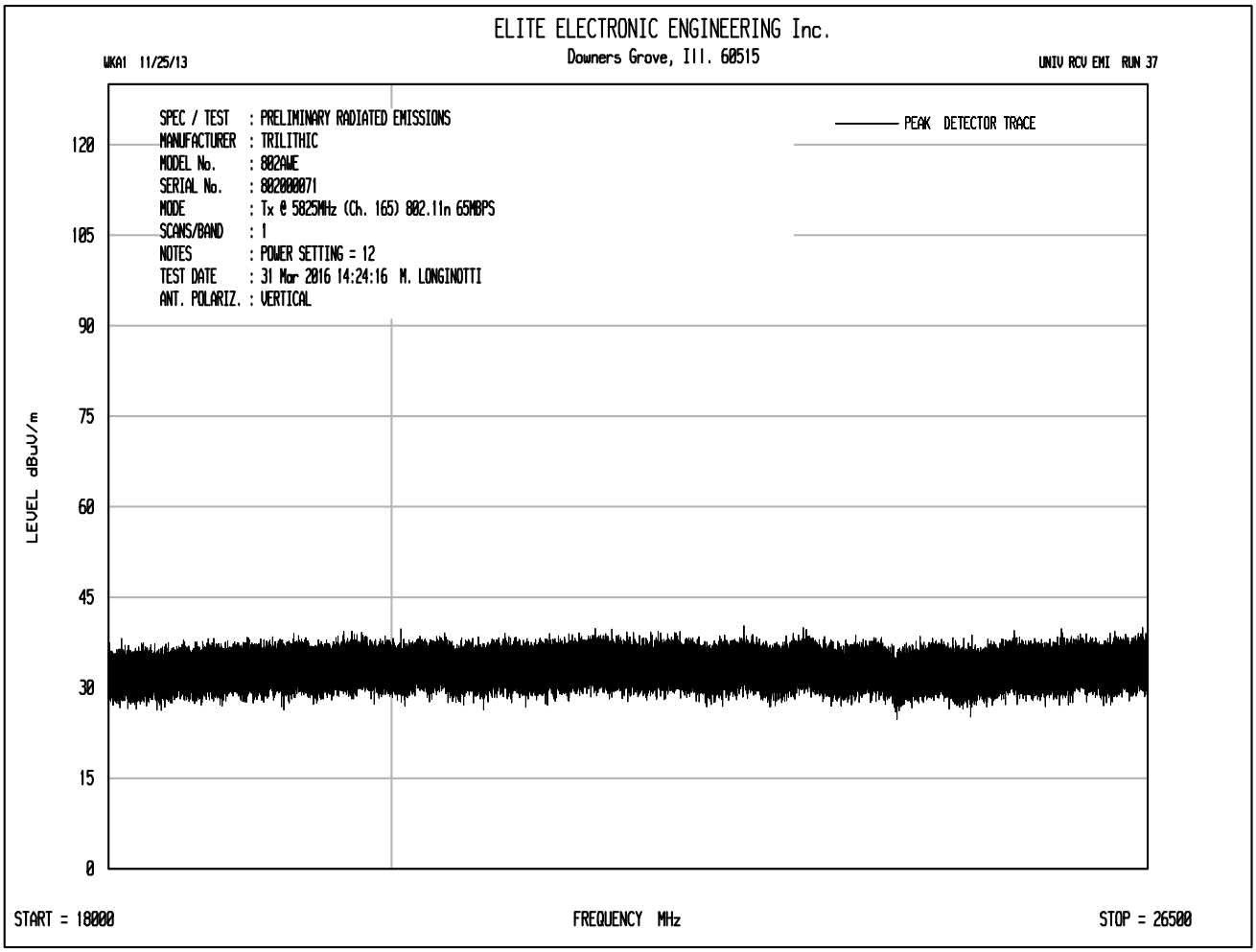
ELITE ELECTRONIC ENGINEERING Inc.
Downers Grove, Ill. 60515
WKA1 11/25/13
UNIV RCV EMI RUN 37
SPEC / TEST : PRELIMINARY RADIATED EMISSIONS
MANUFACTURER : TRILITHIC
MODEL No. : 802AWE
SERIAL No. : 802000071
MODE : Tx @ 5825MHz (Ch. 165) 802.11n 65MBPS
SCANS/BAND : 1
NOTES : POWER SETTING = 12
TEST DATE : 31 Mar 2016 14:24:16 M. LONGINOTTI
ANT. POLARIZ. : VERTICAL
PEAK DETECTOR TRACE
LEVEL dBuV/m
120
105
90
75
60
45
30
15
0
START = 18000
FREQUENCY MHz
STOP = 26500

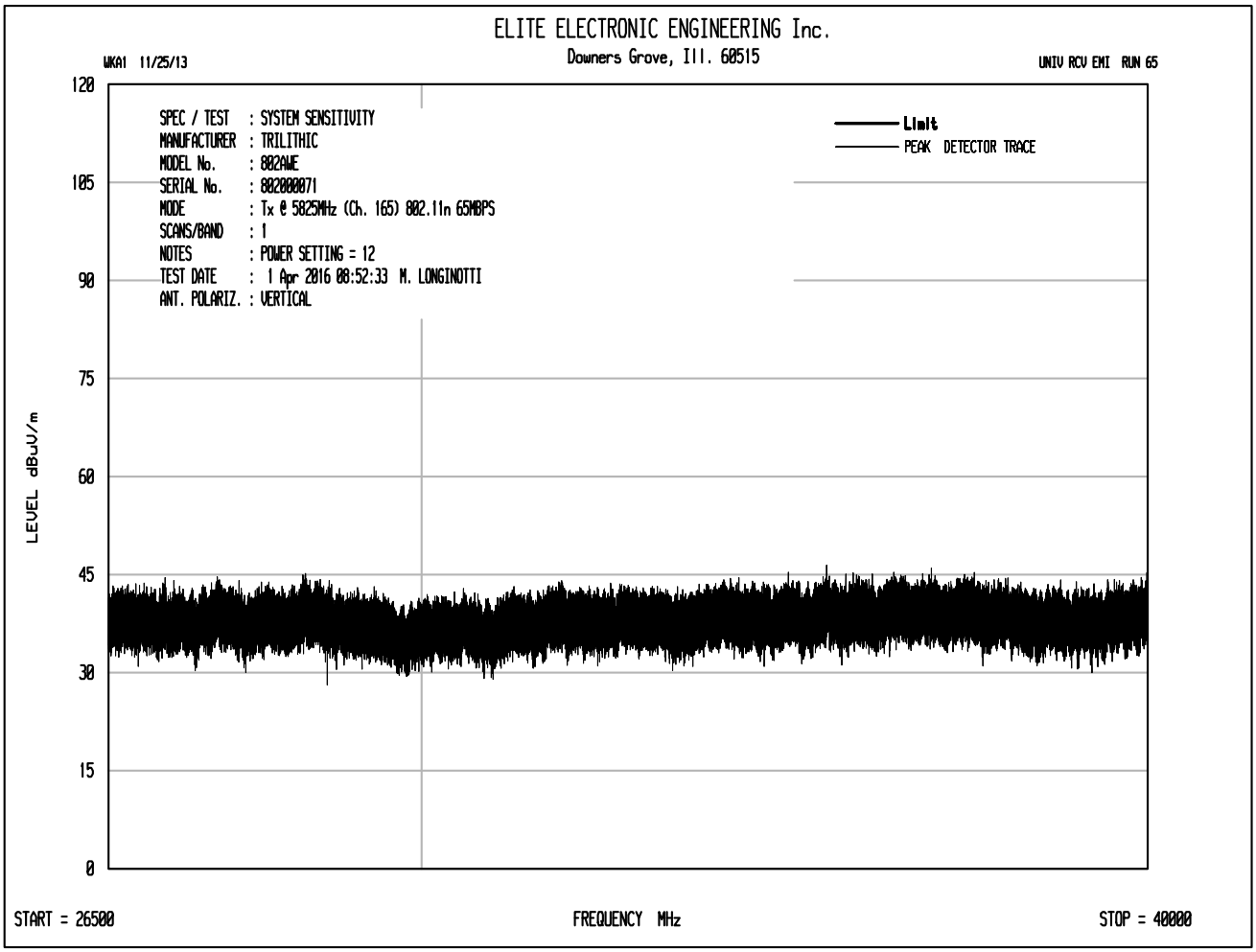
ELITE ELECTRONIC ENGINEERING Inc.
Downers Grove, Ill. 60515
WKA1 11/25/13
UNIV RCV EMI RUN 65
SPEC / TEST : SYSTEM SENSITIVITY
MANUFACTURER : TRILITHIC
MODEL No. : 802AWE
SERIAL No. : 802000071
MODE : Tx @ 5825MHz (Ch. 165) 802.11n 65MBPS
SCANS/BAND : 1
NOTES : POWER SETTING = 12
TEST DATE : 1 Apr 2016 08:52:33 M. LONGINOTTI
ANT. POLARIZ. : VERTICAL
Limit
PEAK DETECTOR TRACE
LEVEL dBuV/m
120
105
90
75
60
45
30
15
0
START = 26500
FREQUENCY MHz
STOP = 40000

ETR No. 8546A
DATA SHEET TEST NO. 6

RADIATED QP EMISSION MEASUREMENTS in a 3 m SEMI-ANECHOIC ROOM
SPECIFICATION : FCC 15C
MANUFACTURER : TRILITHIC
MODEL NO. : 802AWE
SERIAL NO. : 802000071
TEST MODE : Tx @ 5825MHz (Ch. 165) 802.11a 54MBPS
NOTES : 2 BEADS ON POWER SUPPLY CABLE
TEST DATE : 23 Mar 2016 15:30:12
TEST DISTANCE : 3 m

FREQUENCY MHz	QP READING dBuV	ANT FAC dB	CBL FAC dB	EXT ATTN dB	DIST FAC dB	TOTAL dBuV/m	QP LIMIT dBuV/m	AZ deg	ANT HT cm	ANT POL
57.32	23.2	12.7	.5	0.0	0.0	36.4	40.0	315	120	V
96.82	17.6	16.4	.5	0.0	0.0	34.5	43.5	135	120	V
106.87	16.9	17.7	.5	0.0	0.0	35.1	43.5	90	120	V
121.96	15.6	18.2	.6	0.0	0.0	34.5	43.5	90	120	V
143.94	3.6	16.8	.8	0.0	0.0	21.2	43.5	180	120	V
174.17	20.0	15.7	.9	0.0	0.0	36.6	43.5	225	200	H
190.00	14.0	14.9	1.0	0.0	0.0	29.9	43.5	270	340	H
300.83	13.2	19.2	1.0	0.0	0.0	33.5	46.0	180	340	V
379.99	17.4	20.8	1.4	0.0	0.0	39.7	46.0	180	120	V
522.50	14.2	23.7	1.5	0.0	0.0	39.3	46.0	90	200	H
585.83	14.3	24.7	1.5	0.0	0.0	40.5	46.0	45	200	H
776.68	-1.3	25.8	2.0	0.0	0.0	26.5	46.0	45	120	H
812.67	-5.0	26.1	2.0	0.0	0.0	23.0	46.0	0	340	V
907.77	-4.5	26.6	2.0	0.0	0.0	24.1	46.0	180	200	H

Manufacturer : Trilithic
Model No. : 802AWE
Serial No. :
Date Tested : January 18, 2016 through April 1, 2016
Test Performed : Radiated Spurious Emissions in Restricted Bands
Mode : Transmit at 5825MHz, 802.11a 54 Mb/sec, power setting = 12
Test Distance : 3 meters
Notes : Peak Readings with a 1MHz RBW

Freq. MHz	Ant Pol	Meter Reading (dBuV)	Ambient	CBL Fac (dB)	Ant Fac (dB)	Pre Amp (dB)	Peak Total dBuV/m at 3m	Peak Total uV/m at 3 m	Peak Limit uV/m at 3 m	Margin (dB)
11650.00	H	47.9	Ambient	7.8	38.7	-38.3	56.1	637.8	5000.0	-17.9
11650.00	V	47.3	Ambient	7.8	38.7	-38.3	55.5	595.3	5000.0	-18.5

Peak Total (dBuV/m) = Meter Reading (dBuV) + CBL Fac (dB) + Ant Fac (dB) + Pre Amp (dB)

Peak Total (uV/m) = 10^(Peak Total (dBuV/m)/20)

Manufacturer : Trilithic
Model No. : 802AWE
Serial No. :
Date Tested : January 18, 2016 through April 1, 2016
Test Performed : Radiated Spurious Emissions in Restricted Bands
Mode : Transmit at 5825MHz, 802.11a 54 Mb/sec, power setting = 12
Test Distance : 3 meters
Notes : Average Readings with a 1MHz RBW

Freq. MHz	Ant Pol	Meter Reading (dBuV)	Ambient	CBL Fac (dB)	Ant Fac (dB)	Pre Amp (dB)	Average Total dBuV/m at 3m	Average Total uV/m at 3 m	Average Limit uV/m at 3 m	Margin (dB)
11650.00	H	34.5	Ambient	7.8	38.7	-38.3	0.0	42.7	136.4	500.0
11650.00	V	34.4	Ambient	7.8	38.7	-38.3	0.0	42.6	134.8	500.0

Average Total (dBuV/m) = Meter Reading (dBuV) + CBL Fac (dB) + Ant Fac (dB) + Pre Amp (dB)

Average Total (uV/m) = 10^(Peak Total (dBuV/m)/20)

ETR No. 8546A
DATA SHEET TEST NO. 10

RADIATED QP EMISSION MEASUREMENTS in a 3 m SEMI-ANECHOIC ROOM
SPECIFICATION : FCC 15C
MANUFACTURER : TRILITHIC
MODEL NO. : 802AWE
SERIAL NO. : 802000071
TEST MODE : Tx @ 5825MHz (Ch. 165) 802.11n 65MBPS
NOTES : 2 BEADS ON POWER SUPPLY CABLE
TEST DATE : 23 Mar 2016 16:04:38
TEST DISTANCE : 3 m

FREQUENCY MHz	QP READING dBuV	ANT FAC dB	CBL FAC dB	EXT ATTN dB	DIST FAC dB	TOTAL dBuV/m	QP LIMIT dBuV/m	AZ deg	ANT HT cm	ANT POL
31.73	7.6	23.0	.5	0.0	0.0	31.1	40.0	180	120	V
57.38	23.1	12.7	.5	0.0	0.0	36.3	40.0	315	120	V
95.38	17.5	16.1	.5	0.0	0.0	34.1	43.5	180	120	V
98.33	15.9	16.6	.5	0.0	0.0	33.0	43.5	225	120	V
122.46	15.5	18.2	.6	0.0	0.0	34.4	43.5	90	120	V
145.88	4.0	16.7	.8	0.0	0.0	21.5	43.5	180	120	V
174.16	19.3	15.7	.9	0.0	0.0	35.9	43.5	90	200	H
237.50	14.6	17.1	1.0	0.0	0.0	32.7	46.0	270	120	H
364.17	13.3	20.8	1.3	0.0	0.0	35.4	46.0	135	120	H
380.00	16.9	20.8	1.4	0.0	0.0	39.1	46.0	90	200	V
522.50	14.2	23.7	1.5	0.0	0.0	39.4	46.0	270	200	H
585.83	13.6	24.7	1.5	0.0	0.0	39.8	46.0	270	200	H
774.28	-5.5	25.8	1.9	0.0	0.0	22.2	46.0	135	200	V
867.91	-4.6	26.6	2.0	0.0	0.0	23.9	46.0	315	200	V
956.22	-4.4	27.3	2.0	0.0	0.0	24.9	46.0	90	340	H

Manufacturer : Trilithic
Model No. : 802AWE
Serial No. :
Date Tested : January 18, 2016 through April 1, 2016
Test Performed : Radiated Spurious Emissions in Restricted Bands
Mode : Transmit at 5825MHz, 802.11n 65 Mb/sec, power setting = 12
Test Distance : 3 meters
Notes : Peak Readings with a 1MHz RBW

Freq. MHz	Ant Pol	Meter Reading (dBuV)	Ambient	CBL Fac (dB)	Ant Fac (dB)	Pre Amp (dB)	Peak Total dBuV/m at 3m	Peak Total uV/m at 3 m	Peak Limit uV/m at 3 m	Margin (dB)
11650.00	H	47.9	Ambient	7.8	38.7	-38.3	56.1	637.8	5000.0	-17.9
11650.00	V	48.6	Ambient	7.8	38.7	-38.3	56.8	691.4	5000.0	-17.2

Peak Total (dBuV/m) = Meter Reading (dBuV) + CBL Fac (dB) + Ant Fac (dB) + Pre Amp (dB)

Peak Total (uV/m) = 10^(Peak Total (dBuV/m)/20)

Manufacturer : Trilithic
Model No. : 802AWE
Serial No. :
Date Tested : January 18, 2016 through April 1, 2016
Test Performed : Radiated Spurious Emissions in Restricted Bands
Mode : Transmit at 5825MHz, 802.11n 65 Mb/sec, power setting = 12
Test Distance : 3 meters
Notes : Average Readings with a 1MHz RBW

Freq. MHz	Ant Pol	Meter Reading (dBuV)	Ambient	CBL Fac (dB)	Ant Fac (dB)	Pre Amp (dB)	Average Total dBuV/m at 3m	Average Total uV/m at 3 m	Average Limit uV/m at 3 m	Margin (dB)
11650.00	H	34.5	Ambient	7.8	38.7	-38.3	42.7	136.4	500.0	-11.3
11650.00	V	34.6	Ambient	7.8	38.7	-38.3	42.8	137.9	500.0	-11.2

Average Total (dBuV/m) = Meter Reading (dBuV) + CBL Fac (dB) + Ant Fac (dB) + Pre Amp (dB)

Average Total (uV/m) = 10^(Peak Total (dBuV/m)/20)

Manufacturer : Trilithic
Model No. : 802AWE
Serial No. :
Date Tested : January 18, 2016 through April 1, 2016
Test Performed : Radiated Spurious Emissions at the Low Band Edge
Mode : Transmit at 5180MHz, 802.11a 54Mb/sec, power setting = 12
Test Distance : 3 meters
Notes : Peak Readings with a 1MHz RBW

Freq. MHz	Ant Pol	Meter Reading (dBuV)	Ambient	CBL Fac (dB)	Ant Fac (dB)	Pre Amp (dB)	Peak Total dBuV/m at 3m	Peak Total uV/m at 3 m	Peak Limit uV/m at 3 m	Margin (dB)
5150.00	H	18.3		5.0	34.5	0.0	57.8	776.8	5000.0	-16.2
5150.00	V	27.8		5.0	34.5	0.0	67.3	2319.1	5000.0	-6.7

Peak Total (dBuV/m) = Meter Reading (dBuV) + CBL Fac (dB) + Ant Fac (dB) + Pre Amp (dB)

Peak Total (uV/m) = 10^(Peak Total (dBuV/m)/20)

Manufacturer : Trilithic
Model No. : 802AWE
Serial No. :
Date Tested : January 18, 2016 through April 1, 2016
Test Performed : Radiated Spurious Emissions at the High Band Edge
Mode : Transmit at 5180MHz, 802.11a 54Mb/sec, power setting = 12
Test Distance : 3 meters
Notes : Average Readings with a 1MHz RBW

Freq. MHz	Ant Pol	Meter Reading (dBuV)	Ambient	CBL Fac (dB)	Ant Fac (dB)	Pre Amp (dB)	Average Total dBuV/m at 3m	Average Total uV/m at 3 m	Average Limit uV/m at 3 m	Margin (dB)
5150.00	H	6.1		5.0	34.5	0.0	45.6	190.7	500.0	-8.4
5150.00	V	9.9		5.0	34.5	0.0	49.4	295.3	500.0	-4.6

Average Total (dBuV/m) = Meter Reading (dBuV) + CBL Fac (dB) + Ant Fac (dB) + Pre Amp (dB)

Average Total (uV/m) = 10^(Peak Total (dBuV/m)/20)

Manufacturer : Trilithic
Model No. : 802AWE
Serial No. :
Date Tested : January 18, 2016 through April 1, 2016
Test Performed : Radiated Spurious Emissions at the Low Band Edge
Mode : Transmit at 5180MHz, 802.11n 65Mb/sec, power setting = 12
Test Distance : 3 meters
Notes : Peak Readings with a 1MHz RBW

Freq. MHz	Ant Pol	Meter Reading (dBuV)	Ambient	CBL Fac (dB)	Ant Fac (dB)	Pre Amp (dB)	Peak Total dBuV/m at 3m	Peak Total uV/m at 3 m	Peak Limit uV/m at 3 m	Margin (dB)
5150.00	H	18.5		5.0	34.5	0.0	58.0	794.9	5000.0	-16.0
5150.00	V	31.0		5.0	34.5	0.0	70.5	3352.1	5000.0	-3.5

Peak Total (dBuV/m) = Meter Reading (dBuV) + CBL Fac (dB) + Ant Fac (dB) + Pre Amp (dB)

Peak Total (uV/m) = 10^(Peak Total (dBuV/m)/20)

Manufacturer : Trilithic
Model No. : 802AWE
Serial No. :
Date Tested : January 18, 2016 through April 1, 2016
Test Performed : Radiated Spurious Emissions at the High Band Edge
Mode : Transmit at 5180MHz, 802.11n 65Mb/sec, power setting = 12
Test Distance : 3 meters
Notes : Average Readings with a 1MHz RBW

Freq. MHz	Ant Pol	Meter Reading (dBuV)	Ambient	CBL Fac (dB)	Ant Fac (dB)	Pre Amp (dB)	Average Total dBuV/m at 3m	Average Total uV/m at 3 m	Average Limit uV/m at 3 m	Margin (dB)
5150.00	H	6.2		5.0	34.5	0.0	45.7	192.9	500.0	-8.3
5150.00	V	11.7		5.0	34.5	0.0	51.2	363.3	500.0	-2.8

Average Total (dBuV/m) = Meter Reading (dBuV) + CBL Fac (dB) + Ant Fac (dB) + Pre Amp (dB)

Average Total (uV/m) = 10^(Peak Total (dBuV/m)/20)