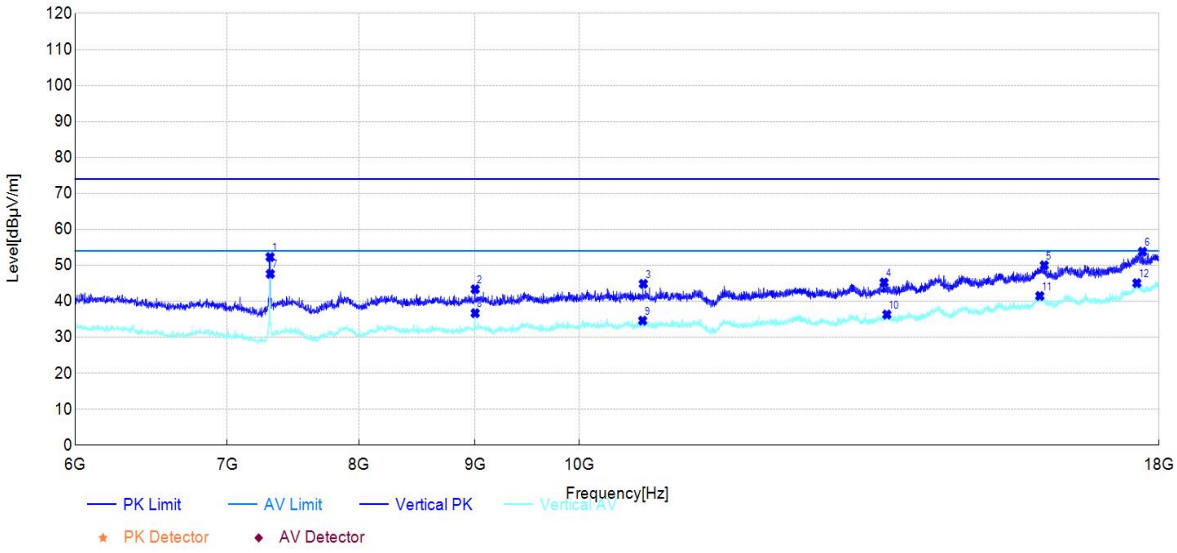

Suspected Data List											
NO.	Frequency [MHz]	Reading [dBμV]	Level [dBμV/m]	Factor [dB/m]	Limit [dBμV/m]	Margin [dB]	Height [cm]	Angle [°]	Det	Pol	Verdict
1	7311.00	55.70	52.31	-3.39	74.00	21.69	150	260	PK	Vertical	PASS
2	9000.00	44.15	43.37	-0.78	74.00	30.63	150	75	PK	Vertical	PASS
3	10672.50	44.07	44.85	0.78	74.00	29.15	150	191	PK	Vertical	PASS
4	13621.50	42.32	45.22	2.90	74.00	28.78	150	253	PK	Vertical	PASS
5	16023.00	41.06	50.02	8.96	74.00	23.98	150	35	PK	Vertical	PASS
6	17701.50	39.90	53.81	13.91	74.00	20.19	150	91	PK	Vertical	PASS
7	7312.50	51.00	47.62	-3.38	54.00	6.38	150	260	AV	Vertical	PASS
8	9000.00	37.49	36.71	-0.78	54.00	17.29	150	75	AV	Vertical	PASS
9	10665.00	33.83	34.63	0.80	54.00	19.37	150	65	AV	Vertical	PASS
10	13660.50	33.24	36.33	3.09	54.00	17.67	150	57	AV	Vertical	PASS
11	15951.00	32.20	41.49	9.29	54.00	12.51	150	1	AV	Vertical	PASS
12	17599.50	30.56	45.06	14.50	54.00	8.94	150	195	AV	Vertical	PASS

Note:(1) Level=Reading+Factor

(2) Margin=Limit-Level

Test Mode:	802.11b	Test Date:	2024-05-20
Test Channel:	11	Test Engineer:	Stone Zhang

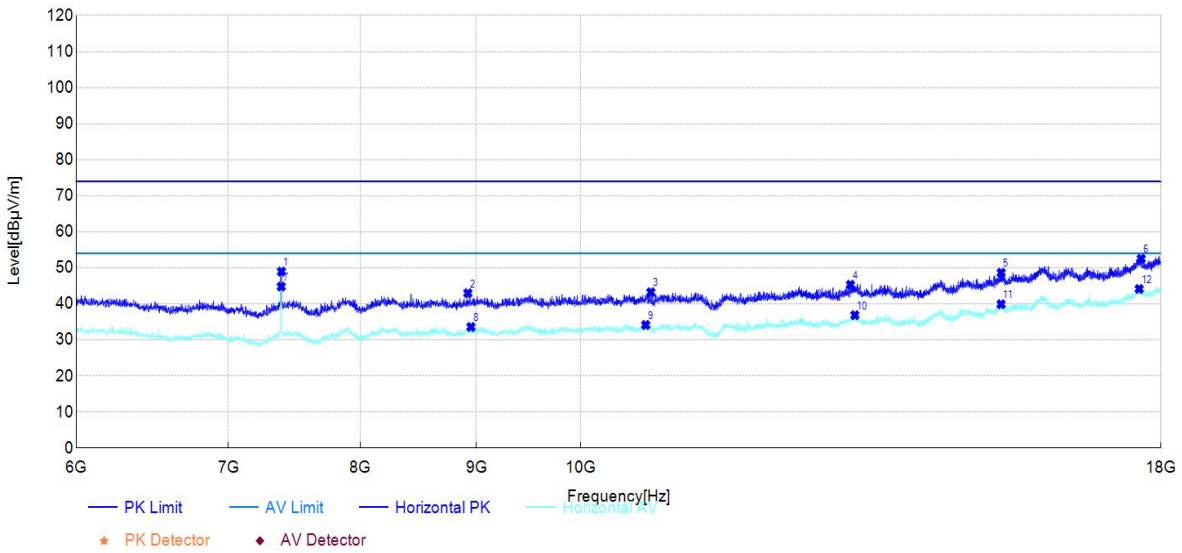

Suspected Data List											
NO.	Frequency [MHz]	Reading [dBμV]	Level [dBμV/m]	Factor [dB/m]	Limit [dBμV/m]	Margin [dB]	Height [cm]	Angle [°]	Det	Pol	Verdict
1	7386.00	51.80	48.97	-2.83	74.00	25.03	150	252	PK	Horizontal	PASS
2	8920.50	44.07	42.96	-1.11	74.00	31.04	150	256	PK	Horizontal	PASS
3	10737.00	42.73	43.23	0.50	74.00	30.77	150	341	PK	Horizontal	PASS
4	13143.00	42.19	45.31	3.12	74.00	28.69	150	11	PK	Horizontal	PASS
5	15310.50	41.41	48.66	7.25	74.00	25.34	150	244	PK	Horizontal	PASS
6	17643.00	38.83	52.54	13.71	74.00	21.46	150	275	PK	Horizontal	PASS
7	7384.50	47.64	44.80	-2.84	54.00	9.20	150	256	AV	Horizontal	PASS
8	8949.00	34.59	33.60	-0.99	54.00	20.40	150	264	AV	Horizontal	PASS
9	10681.50	33.63	34.15	0.52	54.00	19.85	150	284	AV	Horizontal	PASS
10	13201.50	33.43	36.87	3.44	54.00	17.13	150	326	AV	Horizontal	PASS
11	15309.00	32.65	39.91	7.26	54.00	14.09	150	349	AV	Horizontal	PASS
12	17607.00	30.20	44.14	13.94	54.00	9.86	150	314	AV	Horizontal	PASS

Note:(1) Level=Reading+Factor

(2) Margin=Limit-Level

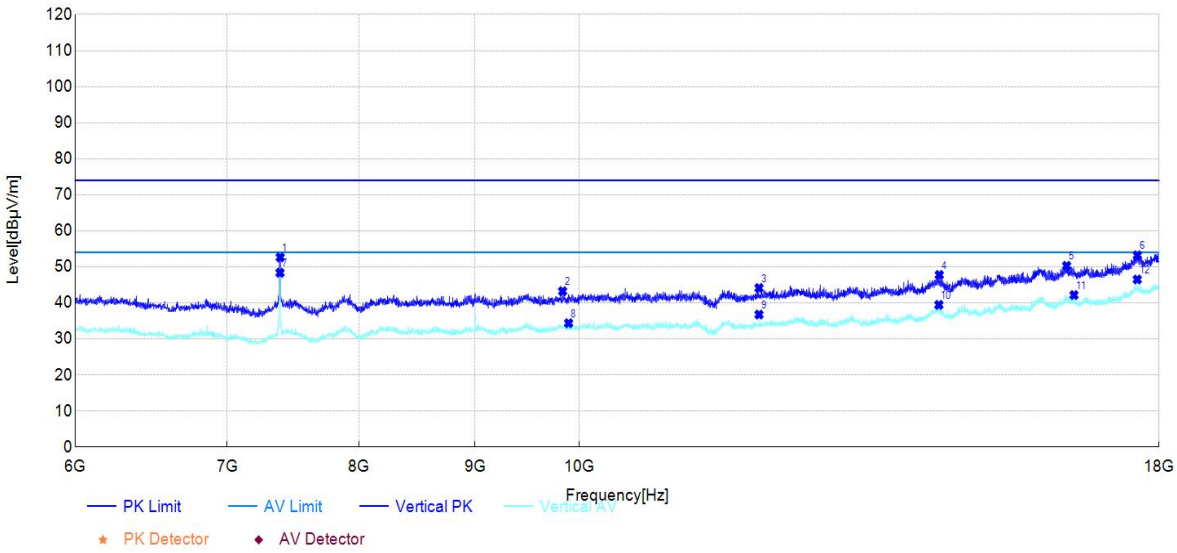

Suspected Data List											
NO.	Frequency [MHz]	Reading [dBµV]	Level [dBµV/m]	Factor [dB/m]	Limit [dBµV/m]	Margin [dB]	Height [cm]	Angle [°]	Det	Pol	Verdict
1	7386.00	55.48	52.65	-2.83	74.00	21.35	150	253	PK	Vertical	PASS
2	9834.00	43.20	43.24	0.04	74.00	30.76	150	0	PK	Vertical	PASS
3	12000.00	42.60	44.13	1.53	74.00	29.87	150	112	PK	Vertical	PASS
4	14406.00	42.21	47.76	5.55	74.00	26.24	150	360	PK	Vertical	PASS
5	16390.50	40.61	50.28	9.67	74.00	23.72	150	126	PK	Vertical	PASS
6	17608.50	38.75	53.20	14.45	74.00	20.80	150	119	PK	Vertical	PASS
7	7384.50	51.19	48.35	-2.84	54.00	5.65	150	96	AV	Vertical	PASS
8	9894.00	34.39	34.36	-0.03	54.00	19.64	150	234	AV	Vertical	PASS
9	12000.00	35.23	36.76	1.53	54.00	17.24	150	112	AV	Vertical	PASS
10	14400.00	33.84	39.45	5.61	54.00	14.55	150	0	AV	Vertical	PASS
11	16513.50	32.89	42.18	9.29	54.00	11.82	150	115	AV	Vertical	PASS
12	17607.00	32.04	46.50	14.46	54.00	7.50	150	204	AV	Vertical	PASS

Note:(1) Level=Reading+Factor

(2) Margin=Limit-Level

Test Mode:	802.11g	Test Date:	2024-05-20
Test Channel:	01	Test Engineer:	Stone Zhang

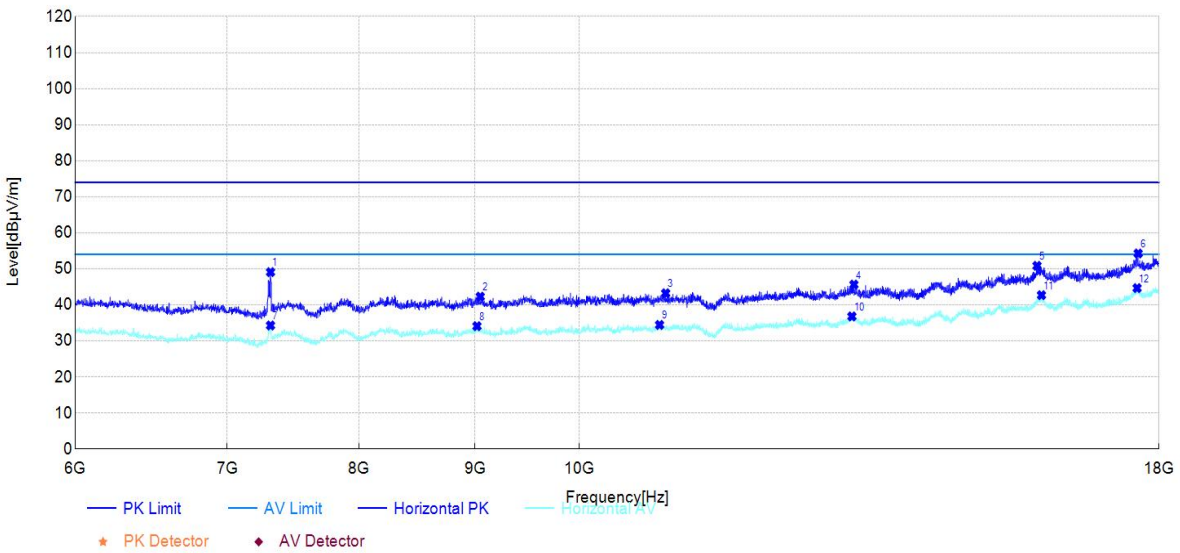

Suspected Data List											
NO.	Frequency [MHz]	Reading [dBµV]	Level [dBµV/m]	Factor [dB/m]	Limit [dBµV/m]	Margin [dB]	Height [cm]	Angle [°]	Det	Pol	Verdict
1	7314.00	52.46	49.09	-3.37	74.00	24.91	150	262	PK	Horizontal	PASS
2	9046.50	43.06	42.29	-0.77	74.00	31.71	150	169	PK	Horizontal	PASS
3	10917.00	42.21	43.23	1.02	74.00	30.77	150	309	PK	Horizontal	PASS
4	13212.00	42.28	45.63	3.35	74.00	28.37	150	231	PK	Horizontal	PASS
5	15906.00	41.06	50.84	9.78	74.00	23.16	150	196	PK	Horizontal	PASS
6	17623.50	40.44	54.27	13.83	74.00	19.73	150	53	PK	Horizontal	PASS
7	7314.00	37.66	34.29	-3.37	54.00	19.71	150	258	AV	Horizontal	PASS
8	9016.50	34.88	34.10	-0.78	54.00	19.90	150	266	AV	Horizontal	PASS
9	10849.50	33.69	34.45	0.76	54.00	19.55	150	286	AV	Horizontal	PASS
10	13185.00	33.43	36.80	3.37	54.00	17.20	150	215	AV	Horizontal	PASS
11	15978.00	32.92	42.70	9.78	54.00	11.30	150	177	AV	Horizontal	PASS
12	17604.00	30.70	44.66	13.96	54.00	9.34	150	231	AV	Horizontal	PASS

Note:(1) Level=Reading+Factor

(2) Margin=Limit-Level

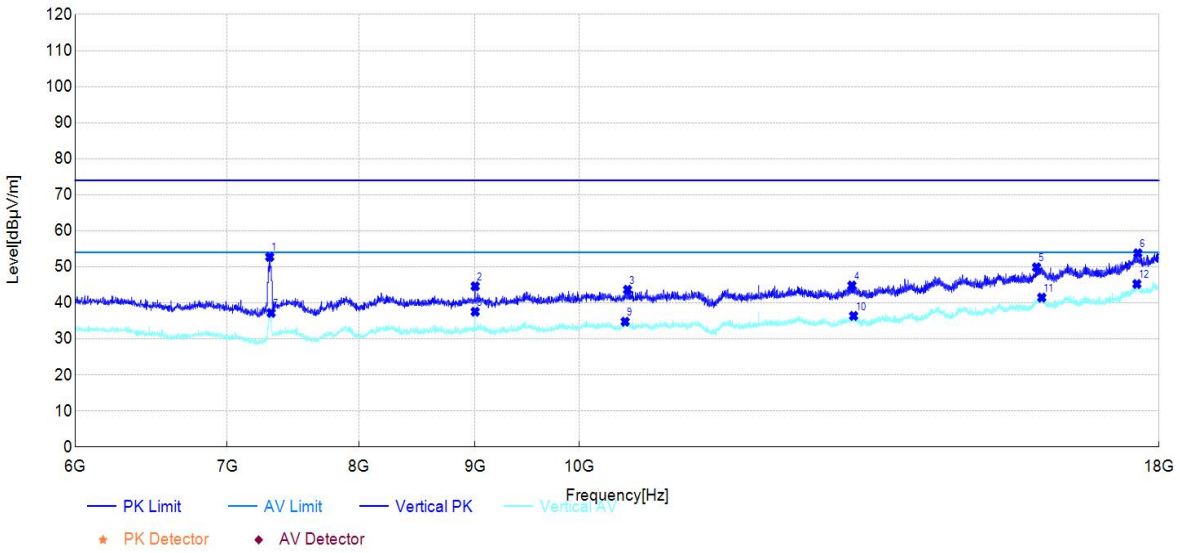

Suspected Data List											
NO.	Frequency [MHz]	Reading [dBµV]	Level [dBµV/m]	Factor [dB/m]	Limit [dBµV/m]	Margin [dB]	Height [cm]	Angle [°]	Det	Pol	Verdict
1	7308.00	56.17	52.76	-3.41	74.00	21.24	150	253	PK	Vertical	PASS
2	9000.00	45.40	44.62	-0.78	74.00	29.38	150	78	PK	Vertical	PASS
3	10503.00	42.49	43.65	1.16	74.00	30.35	150	28	PK	Vertical	PASS
4	13185.00	41.93	44.82	2.89	74.00	29.18	150	66	PK	Vertical	PASS
5	15898.50	40.59	49.87	9.28	74.00	24.13	150	0	PK	Vertical	PASS
6	17617.50	39.40	53.79	14.39	74.00	20.21	150	186	PK	Vertical	PASS
7	7318.50	40.56	37.22	-3.34	54.00	16.78	150	260	AV	Vertical	PASS
8	9000.00	38.33	37.55	-0.78	54.00	16.45	150	78	AV	Vertical	PASS
9	10477.50	33.75	34.78	1.03	54.00	19.22	150	6	AV	Vertical	PASS
10	13207.50	33.49	36.39	2.90	54.00	17.61	150	109	AV	Vertical	PASS
11	15982.50	32.18	41.47	9.29	54.00	12.53	150	186	AV	Vertical	PASS
12	17601.00	30.75	45.24	14.49	54.00	8.76	150	140	AV	Vertical	PASS

Note:(1) Level=Reading+Factor

(2) Margin=Limit-Level

Test Mode:	802.11g	Test Date:	2024-05-20
Test Channel:	06	Test Engineer:	Stone Zhang

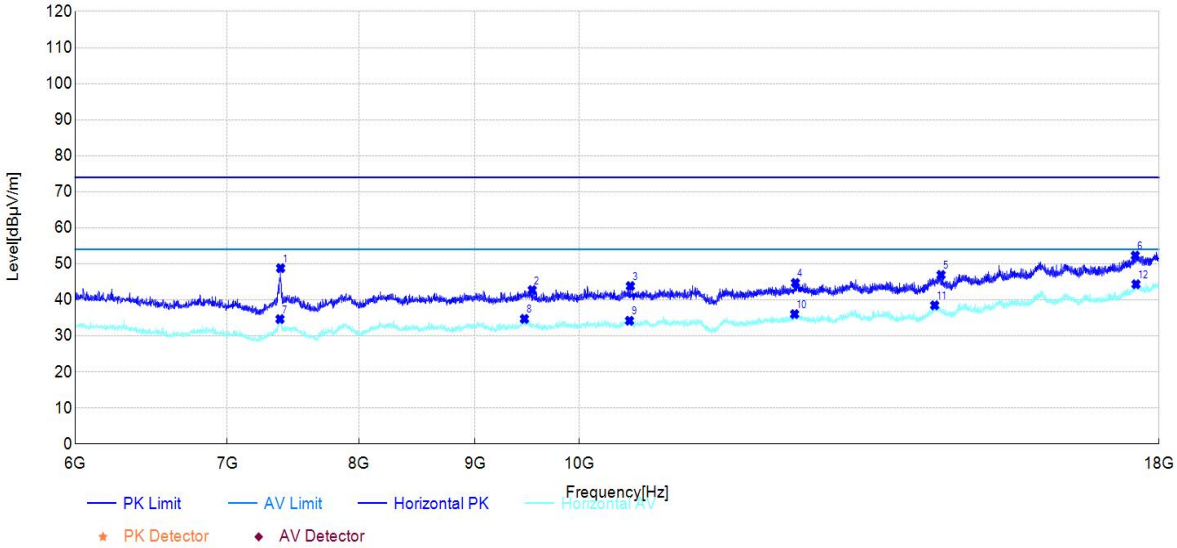

Suspected Data List											
NO.	Frequency [MHz]	Reading [dBµV]	Level [dBµV/m]	Factor [dB/m]	Limit [dBµV/m]	Margin [dB]	Height [cm]	Angle [°]	Det	Pol	Verdict
1	7389.00	51.61	48.80	-2.81	74.00	25.20	150	248	PK	Horizontal	PASS
2	9535.50	42.77	42.72	-0.05	74.00	31.28	150	73	PK	Horizontal	PASS
3	10533.00	43.01	43.83	0.82	74.00	30.17	150	240	PK	Horizontal	PASS
4	12451.50	42.34	44.71	2.37	74.00	29.29	150	82	PK	Horizontal	PASS
5	14431.50	42.01	46.92	4.91	74.00	27.08	150	70	PK	Horizontal	PASS
6	17572.50	38.57	52.29	13.72	74.00	21.71	150	155	PK	Horizontal	PASS
7	7384.50	37.51	34.67	-2.84	54.00	19.33	150	315	AV	Horizontal	PASS
8	9460.50	34.99	34.73	-0.26	54.00	19.27	150	346	AV	Horizontal	PASS
9	10524.00	33.37	34.21	0.84	54.00	19.79	150	325	AV	Horizontal	PASS
10	12441.00	33.69	36.05	2.36	54.00	17.95	150	8	AV	Horizontal	PASS
11	14338.50	33.58	38.49	4.91	54.00	15.51	150	229	AV	Horizontal	PASS
12	17584.50	30.51	44.35	13.84	54.00	9.65	150	248	AV	Horizontal	PASS

Note:(1) Level=Reading+Factor

(2) Margin=Limit-Level

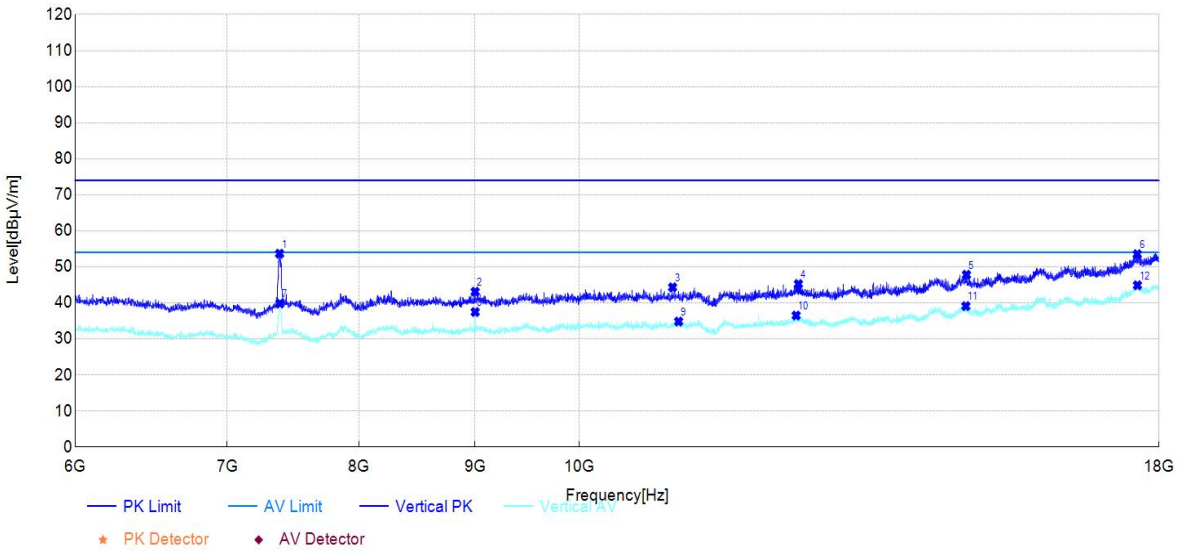

Suspected Data List											
NO.	Frequency [MHz]	Reading [dBµV]	Level [dBµV/m]	Factor [dB/m]	Limit [dBµV/m]	Margin [dB]	Height [cm]	Angle [°]	Det	Pol	Verdict
1	7381.50	56.52	53.66	-2.86	74.00	20.34	150	340	PK	Vertical	PASS
2	9000.00	43.88	43.10	-0.78	74.00	30.90	150	106	PK	Vertical	PASS
3	10993.50	42.93	44.32	1.39	74.00	29.68	150	42	PK	Vertical	PASS
4	12489.00	42.71	45.24	2.53	74.00	28.76	150	11	PK	Vertical	PASS
5	14808.00	42.24	47.81	5.57	74.00	26.19	150	42	PK	Vertical	PASS
6	17607.00	39.06	53.52	14.46	74.00	20.48	150	1	PK	Vertical	PASS
7	7384.50	42.66	39.82	-2.84	54.00	14.18	150	0	AV	Vertical	PASS
8	9000.00	38.24	37.46	-0.78	54.00	16.54	150	106	AV	Vertical	PASS
9	11061.00	33.78	34.83	1.05	54.00	19.17	150	294	AV	Vertical	PASS
10	12460.50	34.01	36.49	2.48	54.00	17.51	150	1	AV	Vertical	PASS
11	14799.00	33.47	39.10	5.63	54.00	14.90	150	302	AV	Vertical	PASS
12	17610.00	30.45	44.89	14.44	54.00	9.11	150	22	AV	Vertical	PASS

Note:(1) Level=Reading+Factor

(2) Margin=Limit-Level

Test Mode:	802.11g	Test Date:	2024-05-20
Test Channel:	11	Test Engineer:	Stone Zhang

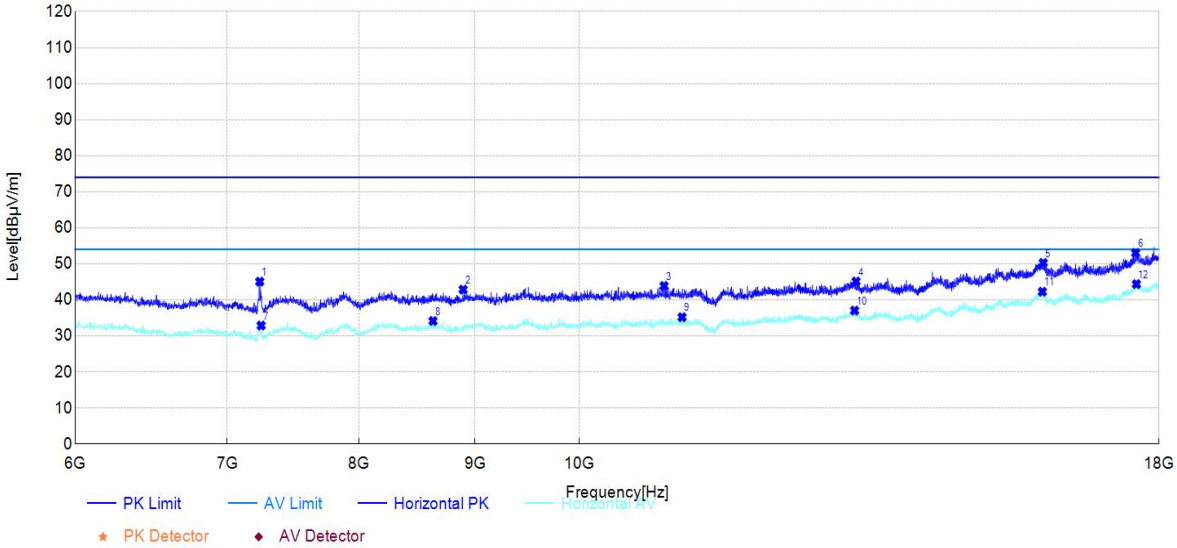

Suspected Data List											
NO.	Frequency [MHz]	Reading [dBμV]	Level [dBμV/m]	Factor [dB/m]	Limit [dBμV/m]	Margin [dB]	Height [cm]	Angle [°]	Det	Pol	Verdict
1	7234.50	48.99	45.06	-3.93	74.00	28.94	150	357	PK	Horizontal	PASS
2	8890.50	44.05	42.87	-1.18	74.00	31.13	150	294	PK	Horizontal	PASS
3	10899.00	42.90	43.86	0.96	74.00	30.14	150	359	PK	Horizontal	PASS
4	13240.50	41.98	45.10	3.12	74.00	28.90	150	315	PK	Horizontal	PASS
5	16006.50	40.58	50.26	9.68	74.00	23.74	150	112	PK	Horizontal	PASS
6	17578.50	39.28	53.06	13.78	74.00	20.94	150	360	PK	Horizontal	PASS
7	7245.00	36.74	32.89	-3.85	54.00	21.11	150	240	AV	Horizontal	PASS
8	8623.50	35.40	34.15	-1.25	54.00	19.85	150	30	AV	Horizontal	PASS
9	11100.00	34.53	35.19	0.66	54.00	18.81	150	294	AV	Horizontal	PASS
10	13221.00	33.76	37.04	3.28	54.00	16.96	150	352	AV	Horizontal	PASS
11	15993.00	32.49	42.27	9.78	54.00	11.73	150	27	AV	Horizontal	PASS
12	17592.00	30.48	44.38	13.90	54.00	9.62	150	119	AV	Horizontal	PASS

Note:(1) Level=Reading+Factor

(2) Margin=Limit-Level

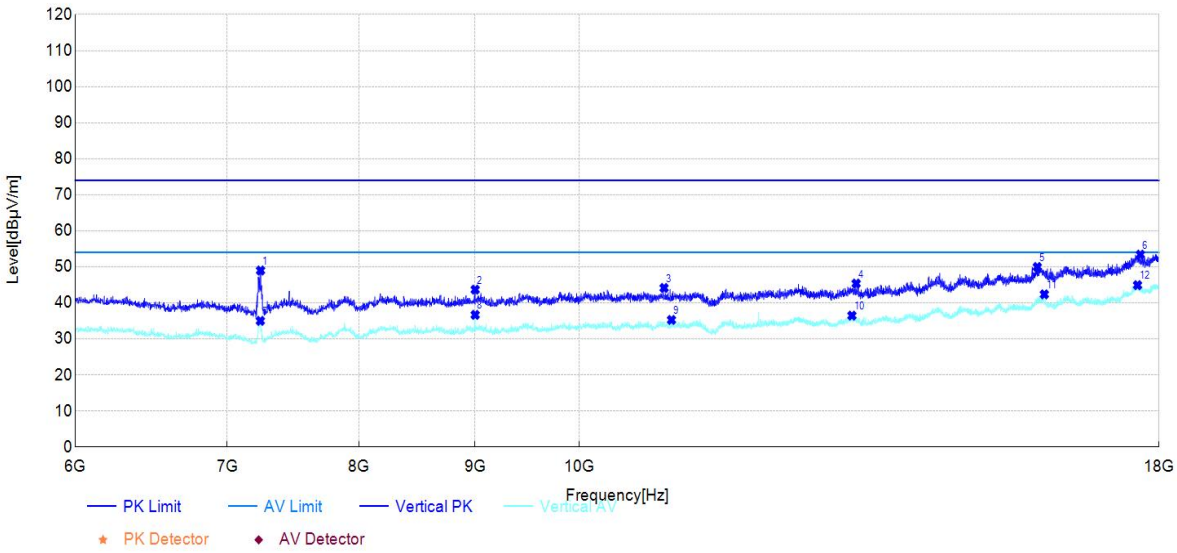

Suspected Data List											
NO.	Frequency [MHz]	Reading [dBµV]	Level [dBµV/m]	Factor [dB/m]	Limit [dBµV/m]	Margin [dB]	Height [cm]	Angle [°]	Det	Pol	Verdict
1	7240.50	52.87	48.99	-3.88	74.00	25.01	150	249	PK	Vertical	PASS
2	9000.00	44.45	43.67	-0.78	74.00	30.33	150	111	PK	Vertical	PASS
3	10899.00	43.04	44.14	1.10	74.00	29.86	150	165	PK	Vertical	PASS
4	13242.00	42.75	45.37	2.62	74.00	28.63	150	45	PK	Vertical	PASS
5	15910.50	40.67	49.97	9.30	74.00	24.03	150	279	PK	Vertical	PASS
6	17662.50	39.27	53.40	14.13	74.00	20.60	150	54	PK	Vertical	PASS
7	7239.00	38.91	35.02	-3.89	54.00	18.98	150	272	AV	Vertical	PASS
8	9000.00	37.46	36.68	-0.78	54.00	17.32	150	76	AV	Vertical	PASS
9	10981.50	33.92	35.27	1.35	54.00	18.73	150	68	AV	Vertical	PASS
10	13185.00	33.58	36.47	2.89	54.00	17.53	150	272	AV	Vertical	PASS
11	16024.50	33.44	42.37	8.93	54.00	11.63	150	137	AV	Vertical	PASS
12	17611.50	30.49	44.92	14.43	54.00	9.08	150	103	AV	Vertical	PASS

Note:(1) Level=Reading+Factor

(2) Margin=Limit-Level

Test Mode:	802.11n-HT20	Test Date:	2024-05-20
Test Channel:	01	Test Engineer:	Stone Zhang

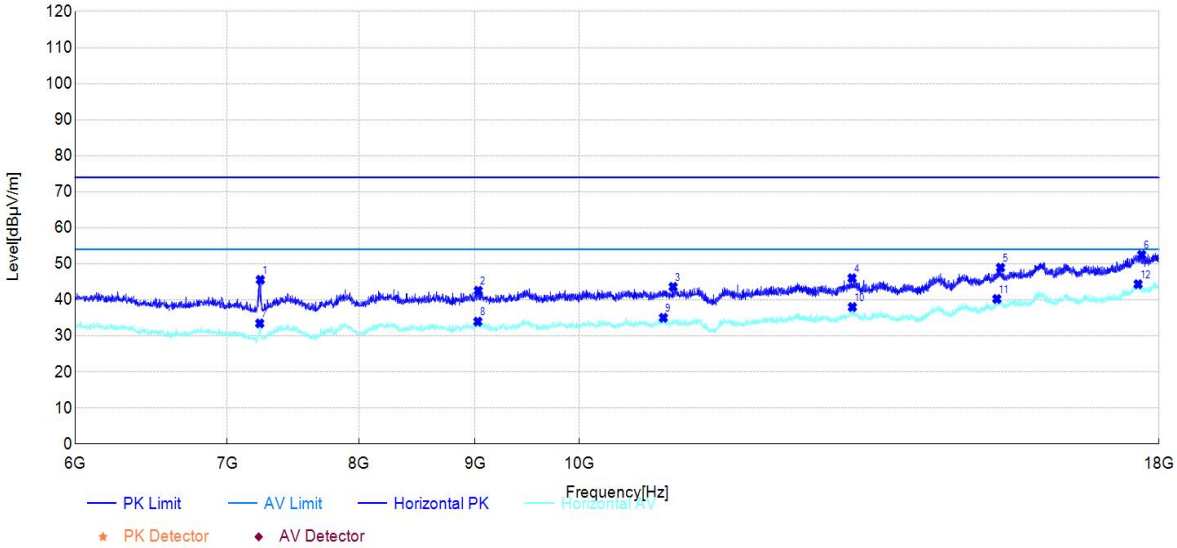

Suspected Data List											
NO.	Frequency [MHz]	Reading [dBµV]	Level [dBµV/m]	Factor [dB/m]	Limit [dBµV/m]	Margin [dB]	Height [cm]	Angle [°]	Det	Pol	Verdict
1	7239.00	49.46	45.57	-3.89	74.00	28.43	150	349	PK	Horizontal	PASS
2	9028.50	43.31	42.54	-0.77	74.00	31.46	150	237	PK	Horizontal	PASS
3	10999.50	42.30	43.61	1.31	74.00	30.39	150	360	PK	Horizontal	PASS
4	13186.50	42.65	46.02	3.37	74.00	27.98	150	140	PK	Horizontal	PASS
5	15328.50	41.78	48.95	7.17	74.00	25.05	150	0	PK	Horizontal	PASS
6	17686.50	39.04	52.49	13.45	74.00	21.51	150	220	PK	Horizontal	PASS
7	7234.50	37.41	33.48	-3.93	54.00	20.52	150	101	AV	Horizontal	PASS
8	9024.00	34.75	33.97	-0.78	54.00	20.03	150	220	AV	Horizontal	PASS
9	10891.50	34.10	35.03	0.93	54.00	18.97	150	237	AV	Horizontal	PASS
10	13191.00	34.60	38.00	3.40	54.00	16.00	150	186	AV	Horizontal	PASS
11	15271.50	33.46	40.26	6.80	54.00	13.74	150	299	AV	Horizontal	PASS
12	17622.00	30.51	44.36	13.85	54.00	9.64	150	86	AV	Horizontal	PASS

Note:(1) Level=Reading+Factor

(2) Margin=Limit-Level

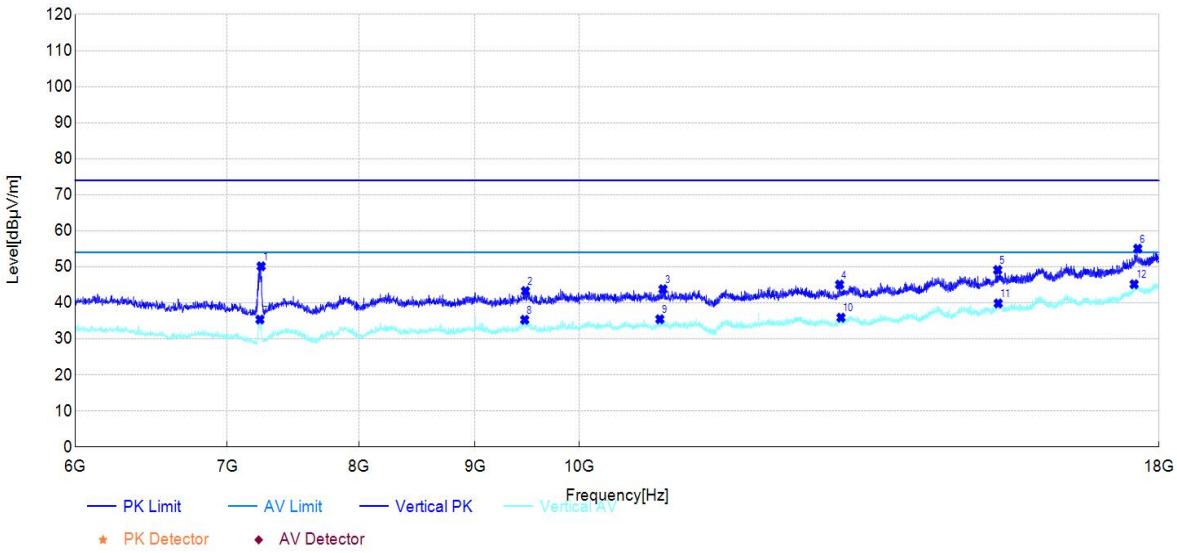

Suspected Data List											
NO.	Frequency [MHz]	Reading [dBµV]	Level [dBµV/m]	Factor [dB/m]	Limit [dBµV/m]	Margin [dB]	Height [cm]	Angle [°]	Det	Pol	Verdict
1	7245.00	54.00	50.15	-3.85	74.00	23.85	150	256	PK	Vertical	PASS
2	9471.00	43.47	43.29	-0.18	74.00	30.71	150	345	PK	Vertical	PASS
3	10887.00	42.74	43.79	1.05	74.00	30.21	150	172	PK	Vertical	PASS
4	13021.50	42.71	45.07	2.36	74.00	28.93	150	203	PK	Vertical	PASS
5	15285.00	42.28	49.13	6.85	74.00	24.87	150	111	PK	Vertical	PASS
6	17616.00	40.64	55.05	14.41	74.00	18.95	150	137	PK	Vertical	PASS
7	7236.00	39.31	35.39	-3.92	54.00	18.61	150	253	AV	Vertical	PASS
8	9463.50	35.55	35.31	-0.24	54.00	18.69	150	218	AV	Vertical	PASS
9	10852.50	34.54	35.47	0.93	54.00	18.53	150	291	AV	Vertical	PASS
10	13039.50	33.53	35.91	2.38	54.00	18.09	150	153	AV	Vertical	PASS
11	15292.50	32.90	39.86	6.96	54.00	14.14	150	62	AV	Vertical	PASS
12	17551.50	31.15	45.18	14.03	54.00	8.82	150	0	AV	Vertical	PASS

Note:(1) Level=Reading+Factor

(2) Margin=Limit-Level

Test Mode:	802.11n-HT20	Test Date:	2024-05-20
Test Channel:	06	Test Engineer:	Stone Zhang

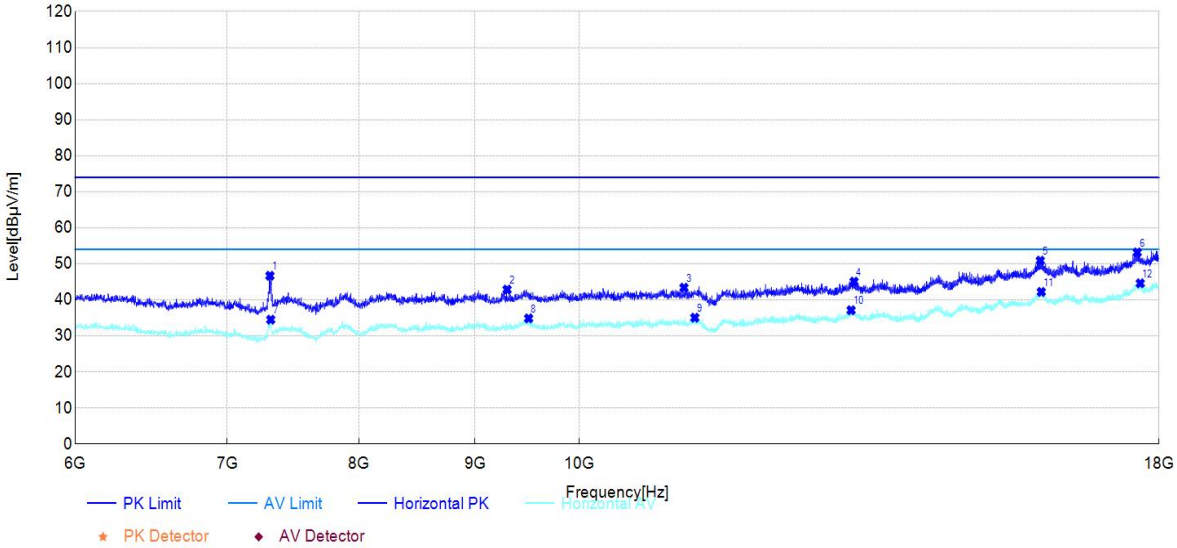

Suspected Data List											
NO.	Frequency [MHz]	Reading [dBμV]	Level [dBμV/m]	Factor [dB/m]	Limit [dBμV/m]	Margin [dB]	Height [cm]	Angle [°]	Det	Pol	Verdict
1	7309.50	50.09	46.69	-3.40	74.00	27.31	150	352	PK	Horizontal	PASS
2	9295.50	43.91	42.85	-1.06	74.00	31.15	150	181	PK	Horizontal	PASS
3	11121.00	42.70	43.38	0.68	74.00	30.62	150	344	PK	Horizontal	PASS
4	13213.50	41.73	45.07	3.34	74.00	28.93	150	49	PK	Horizontal	PASS
5	15958.50	41.11	50.89	9.78	74.00	23.11	150	313	PK	Horizontal	PASS
6	17607.00	39.23	53.17	13.94	74.00	20.83	150	205	PK	Horizontal	PASS
7	7315.50	37.87	34.51	-3.36	54.00	19.49	150	360	AV	Horizontal	PASS
8	9501.00	34.82	34.87	0.05	54.00	19.13	150	190	AV	Horizontal	PASS
9	11244.00	34.25	35.05	0.80	54.00	18.95	150	58	AV	Horizontal	PASS
10	13174.50	33.82	37.13	3.31	54.00	16.87	150	101	AV	Horizontal	PASS
11	15975.00	32.43	42.21	9.78	54.00	11.79	150	251	AV	Horizontal	PASS
12	17661.00	31.00	44.60	13.60	54.00	9.40	150	11	AV	Horizontal	PASS

Note:(1) Level=Reading+Factor

(2) Margin=Limit-Level

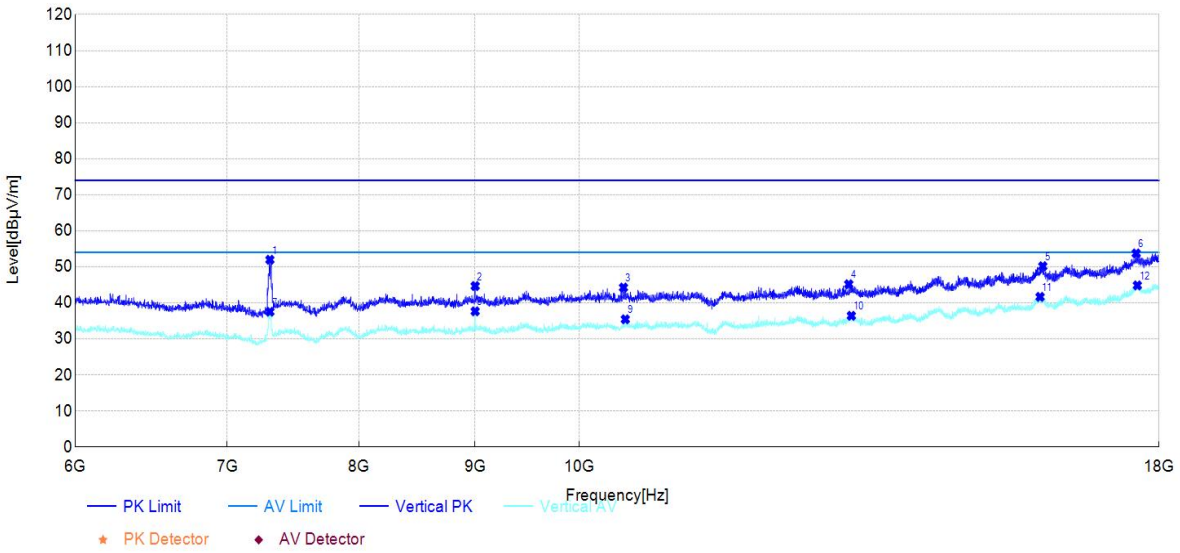

Suspected Data List											
NO.	Frequency [MHz]	Reading [dBμV]	Level [dBμV/m]	Factor [dB/m]	Limit [dBμV/m]	Margin [dB]	Height [cm]	Angle [°]	Det	Pol	Verdict
1	7309.50	55.37	51.97	-3.40	74.00	22.03	150	78	PK	Vertical	PASS
2	9000.00	45.45	44.67	-0.78	74.00	29.33	150	78	PK	Vertical	PASS
3	10459.50	43.33	44.25	0.92	74.00	29.75	150	0	PK	Vertical	PASS
4	13143.00	42.50	45.17	2.67	74.00	28.83	150	230	PK	Vertical	PASS
5	15999.00	40.89	50.17	9.28	74.00	23.83	150	211	PK	Vertical	PASS
6	17587.50	39.35	53.73	14.38	74.00	20.27	150	360	PK	Vertical	PASS
7	7309.50	40.95	37.55	-3.40	54.00	16.45	150	261	AV	Vertical	PASS
8	9000.00	38.44	37.66	-0.78	54.00	16.34	150	78	AV	Vertical	PASS
9	10479.00	34.41	35.45	1.04	54.00	18.55	150	345	AV	Vertical	PASS
10	13177.50	33.58	36.43	2.85	54.00	17.57	150	350	AV	Vertical	PASS
11	15955.50	32.38	41.67	9.29	54.00	12.33	150	93	AV	Vertical	PASS
12	17608.50	30.41	44.86	14.45	54.00	9.14	150	246	AV	Vertical	PASS

Note:(1) Level=Reading+Factor

(2) Margin=Limit-Level

Test Mode:	802.11n-HT20	Test Date:	2024-05-20
Test Channel:	11	Test Engineer:	Stone Zhang

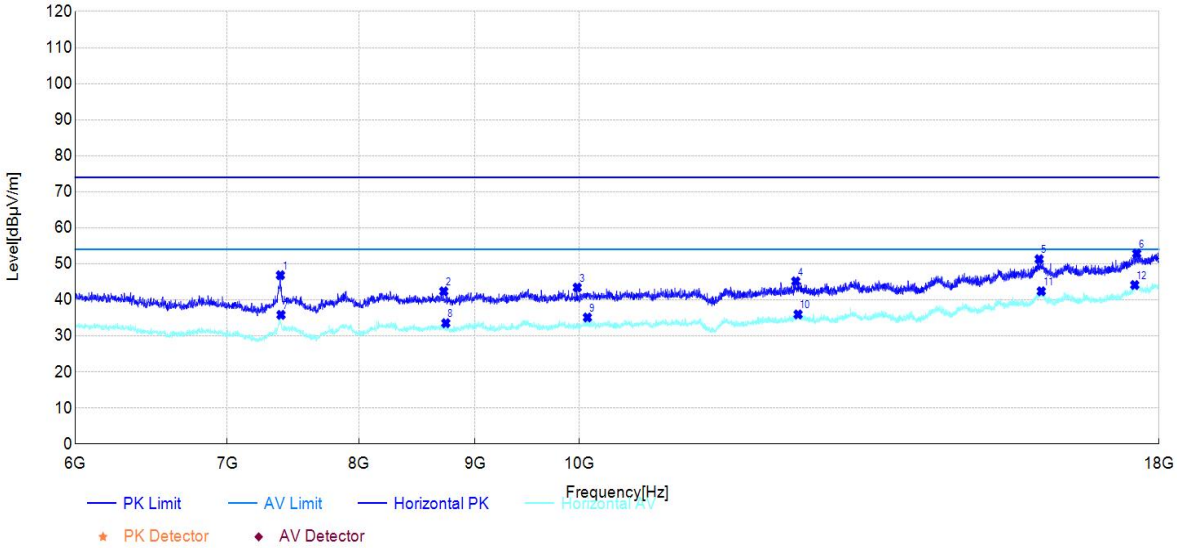

Suspected Data List											
NO.	Frequency [MHz]	Reading [dBμV]	Level [dBμV/m]	Factor [dB/m]	Limit [dBμV/m]	Margin [dB]	Height [cm]	Angle [°]	Det	Pol	Verdict
1	7387.50	49.66	46.84	-2.82	74.00	27.16	150	263	PK	Horizontal	PASS
2	8718.00	43.49	42.38	-1.11	74.00	31.62	150	89	PK	Horizontal	PASS
3	9981.00	43.53	43.43	-0.10	74.00	30.57	150	116	PK	Horizontal	PASS
4	12456.00	42.77	45.15	2.38	74.00	28.85	150	4	PK	Horizontal	PASS
5	15940.50	41.52	51.30	9.78	74.00	22.70	150	112	PK	Horizontal	PASS
6	17598.00	38.88	52.85	13.97	74.00	21.15	150	89	PK	Horizontal	PASS
7	7392.00	38.63	35.84	-2.79	54.00	18.16	150	244	AV	Horizontal	PASS
8	8736.00	34.63	33.54	-1.09	54.00	20.46	150	221	AV	Horizontal	PASS
9	10084.50	35.17	35.12	-0.05	54.00	18.88	150	4	AV	Horizontal	PASS
10	12484.50	33.54	35.97	2.43	54.00	18.03	150	217	AV	Horizontal	PASS
11	15975.00	32.61	42.39	9.78	54.00	11.61	150	217	AV	Horizontal	PASS
12	17562.00	30.50	44.13	13.63	54.00	9.87	150	92	AV	Horizontal	PASS

Note:(1) Level=Reading+Factor

(2) Margin=Limit-Level

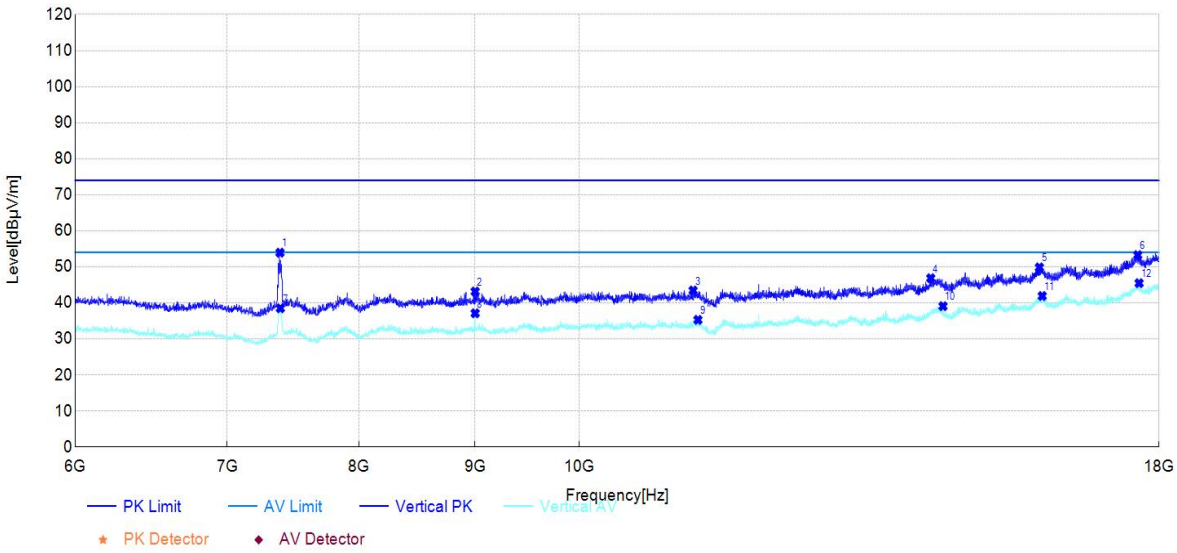

Suspected Data List											
NO.	Frequency [MHz]	Reading [dBµV]	Level [dBµV/m]	Factor [dB/m]	Limit [dBµV/m]	Margin [dB]	Height [cm]	Angle [°]	Det	Pol	Verdict
1	7384.50	56.78	53.94	-2.84	74.00	20.06	150	260	PK	Vertical	PASS
2	9000.00	43.93	43.15	-0.78	74.00	30.85	150	73	PK	Vertical	PASS
3	11224.50	42.41	43.44	1.03	74.00	30.56	150	39	PK	Vertical	PASS
4	14281.50	41.70	46.84	5.14	74.00	27.16	150	177	PK	Vertical	PASS
5	15945.00	40.56	49.85	9.29	74.00	24.15	150	199	PK	Vertical	PASS
6	17616.00	38.85	53.26	14.41	74.00	20.74	150	226	PK	Vertical	PASS
7	7387.50	41.33	38.51	-2.82	54.00	15.49	150	256	AV	Vertical	PASS
8	9000.00	37.90	37.12	-0.78	54.00	16.88	150	73	AV	Vertical	PASS
9	11280.00	34.18	35.29	1.11	54.00	18.71	150	272	AV	Vertical	PASS
10	14460.00	34.05	39.08	5.03	54.00	14.92	150	3	AV	Vertical	PASS
11	15990.00	32.62	41.91	9.29	54.00	12.09	150	314	AV	Vertical	PASS
12	17640.00	31.20	45.47	14.27	54.00	8.53	150	222	AV	Vertical	PASS

Note:(1) Level=Reading+Factor

(2) Margin=Limit-Level

7.7. Radiated Restricted Band Edge Measurement

7.7.1. Test Limit

For 15.205 requirement:

Radiated emissions which fall in the restricted bands, as defined in Section 15.205(a) of FCC part 15, must also comply with the radiated emission limits specified in Section 15.209(a).

Frequency (MHz)	Frequency (MHz)	Frequency (MHz)	Frequency (GHz)
0.090 - 0.110	16.42 - 16.423	399.9 - 410	4.5 - 5.15
[1] 0.495 - 0.505	16.69475 - 16.69525	608 - 614	5.35 - 5.46
2.1735 - 2.1905	16.80425 - 16.80475	960 - 1240	7.25 - 7.75
4.125 - 4.128	25.5 - 25.67	1300 - 1427	8.25 - 8.5
4.17725 - 4.17775	37.5 - 38.25	1435 - 1626.5	9.0 - 9.2
4.20725 - 4.20775	73 - 74.6	1645.5 - 1646.5	9.3 - 9.5
6.215 - 6.218	74.8 - 75.2	1660 - 1710	10.6 - 12.7
6.26775 - 6.26825	108 - 121.94	1718.8 - 1722.2	13.25 - 13.4
6.31175 - 6.31225	123 - 138	2200 - 2300	14.47 - 14.5
8.291 - 8.294	149.9 - 150.05	2310 - 2390	15.35 - 16.2
8.362 - 8.366	156.52475 - 156.525	2483.5 - 2500	17.7 - 21.4
8.37625 - 8.38675	156.7 - 156.9	2690 - 2900	22.01 - 23.12
8.41425 - 8.41475	162.0125 - 167.17	3260 - 3267	23.6 - 24.0
12.29 - 12.293	167.72 - 173.2	3332 - 3339	31.2 - 31.8
12.51975 - 12.52025	240 - 285	3345.8 - 3358	36.43 - 36.5
12.57675 - 12.57725	322 - 335.4	3600 - 4400	([2])
13.36 - 13.41	--	--	--

[1] Until February 1, 1999, this restricted band shall be 0.490-0.510MHz.

[2] Above 38.6

All out of band emissions appearing in a restricted band as specified in Section 15.205 of the Title 47CFR must not exceed the limits shown in Table per Section 15.209.

FCC Part 15 Subpart C Paragraph 15.209		
Frequency [MHz]	Field Strength [uV/m]	Measured Distance [Meters]
0.009 - 0.490	2400/F (kHz)	300
0.490 - 1.705	24000/F (kHz)	30
1.705 - 30	30	30
30 - 88	100	3
88 - 216	150	3
216 - 960	200	3
Above 960	500	3

For RSS-Gen Section 8.10 requirement:

Radiated emissions which fall in the restricted bands, as defined in Section 8.10 of RSS-Gen, must also comply with the radiated emission limits specified in Section 8.9.

Frequency (MHz)	Frequency (MHz)	Frequency (GHz)
0.009 - 0.110	240 - 285	9.0 - 9.2
2.1735 - 2.1905	322 - 335.4	9.3 - 9.5
3.020 - 3.026	399.9 - 410	10.6 - 12.7
4.125 - 4.128	608 - 614	13.25 - 13.4
4.17725 - 4.17775	960 - 1427	14.47 - 14.5
4.20725 - 4.20775	1435 - 1626.5	15.35 - 16.2
5.677 - 5.683	1645.5 - 1646.5	17.7 - 21.4
6.215 - 6.218	1660 - 1710	22.01 - 23.12
6.26775 - 6.26825	1718.8 -1722.2	23.6 - 24.0
6.31175 - 6.31225	2200 - 2300	31.2 - 31.8
8.291 - 8.294	2310 -2390	36.43 - 36.5
8.362 - 8.366	2655 - 2900	Above 38.6
8.37625 - 8.38675	3260 - 3267	--
8.41425 - 8.41475	3332 -3339	
12.29 - 12.293	334.5 - 3358	
12.51975 - 12.52025	3500 - 4400	
12.57675 - 12.57725	4500 - 5150	
13.36 -13.41	5350 - 5460	
16.42 - 16.423	7250 - 7750	
16.69475 - 16.69525	8025 - 8500	
16.80425 - 16.80475	--	
25.5 - 25.67		
37.5 - 38.25		
73 - 74.6		
74.8 - 75.2		
108 - 138		
156.52475 - 156.525225		
156.7 - 156.9		

All out of band emissions appearing in a restricted band as specified in Section 8.10 of the RSS-Gen

must not exceed the limits shown in Table per Section 8.9.

RSS-Gen Section 8.9		
Frequency [MHz]	Field Strength [uV/m]	Measured Distance [Meters]
0.009 - 0.490	2400/F (kHz)	300
0.490 - 1.705	24000/F (kHz)	30
1.705 - 30	30	30
30 - 88	100	3
88 - 216	150	3
216 - 960	200	3
Above 960	500	3

7.7.2. Test Procedure Used

ANSI C63.10 Section 6.3 (General Requirements)

ANSI C63.10 Section 6.6 (Standard test method above 1GHz)

7.7.3. Test Setting

Peak Field Strength Measurements

1. Analyzer center frequency was set to the frequency of the radiated spurious emission of interest
2. RBW = 1MHz
3. VBW = 3MHz
4. Detector = peak
5. Sweep time = auto couple
6. Trace mode = max hold
7. Trace was allowed to stabilize

Average Field Strength Measurements

1. Analyzer center frequency was set to the frequency of the radiated spurious emission of interest
2. RBW = 1MHz
3. VBW = 3MHz
4. Detector = Power Average (RMS)
5. Number of sweep point = 2001 (Number of sweep points must be ≥ 2 x span / RBW)
6. Sweep time = auto
7. Trace (RMS) averaging was performed over at least 100 traces.

7.7.4. Test Setup

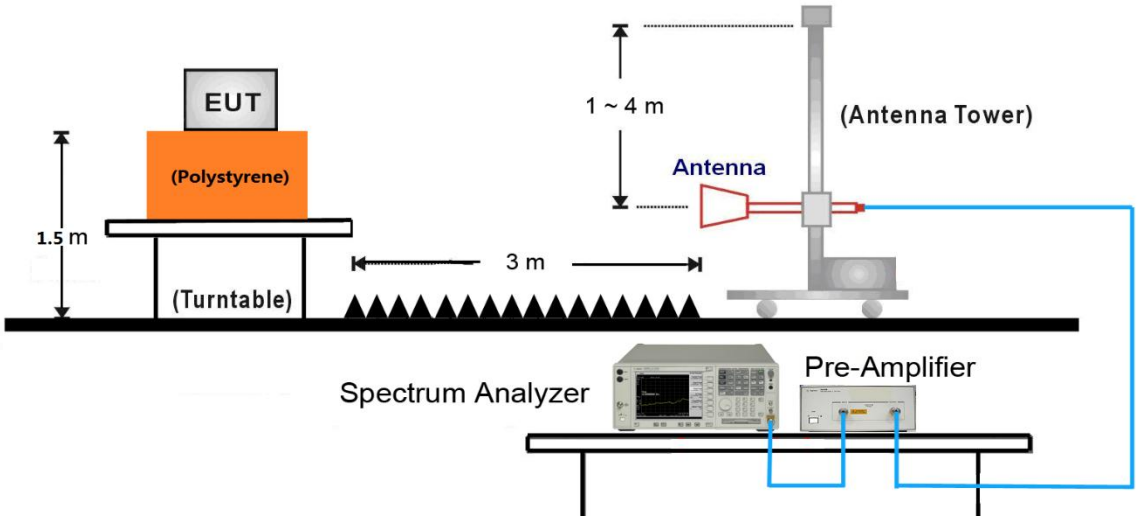

Note: This item was performed with the WIFI antenna connected.

7.7.5. Test Result

Project Information			
EUT:	Embedded Wi-Fi/BLE Module	Model:	EMC3186-E
Test Date:	2025-05-19	Voltage:	DC 3.3V
Environment:	Temp: 23.8℃; Humi:36%	Engineer:	Stone Zhang
Remark:	Transmit by 802.11b at Channel 2412MHz		

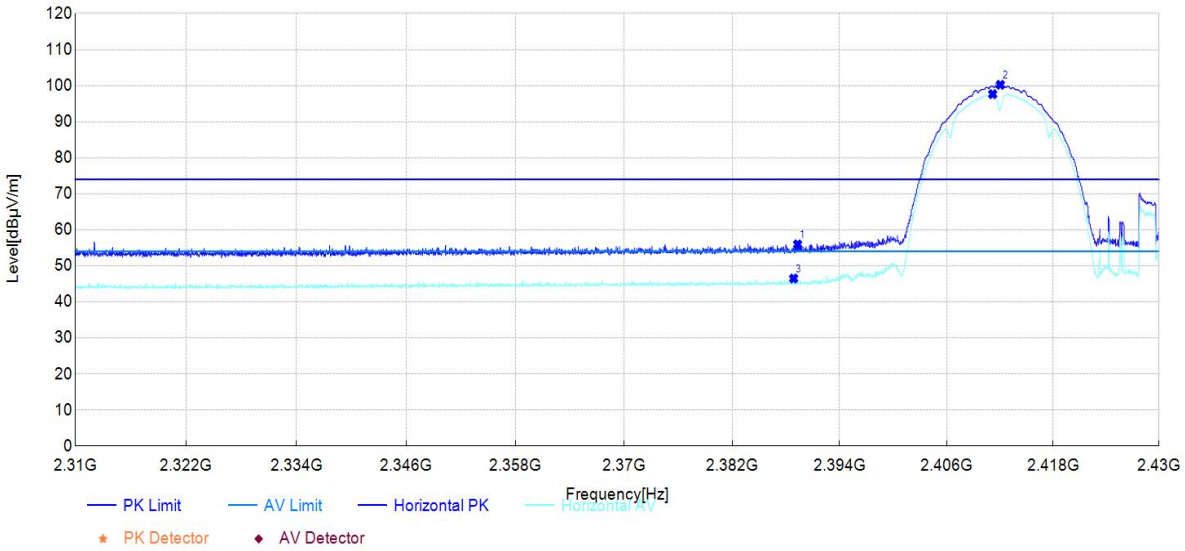

Suspected Data List											
NO.	Frequency [MHz]	Reading [dBµV]	Level [dBµV/m]	Factor [dB/m]	Limit [dBµV/m]	Margin [dB]	Height [cm]	Angle [°]	Det	Pol	Verdict
1	2389.31	19.87	55.96	36.09	74.00	18.04	150	0	PK	Horizontal	PASS
2	2412.06	64.06	100.24	36.18	/	/	150	24	PK	Horizontal	PASS
3	2388.86	10.40	46.49	36.09	54.00	7.51	150	0	AV	Horizontal	PASS
4	2411.19	61.47	97.65	36.18	/	/	150	24	AV	Horizontal	PASS

Note:

(1) Level=Reading + Factor

(2) Margin=Limit-Level

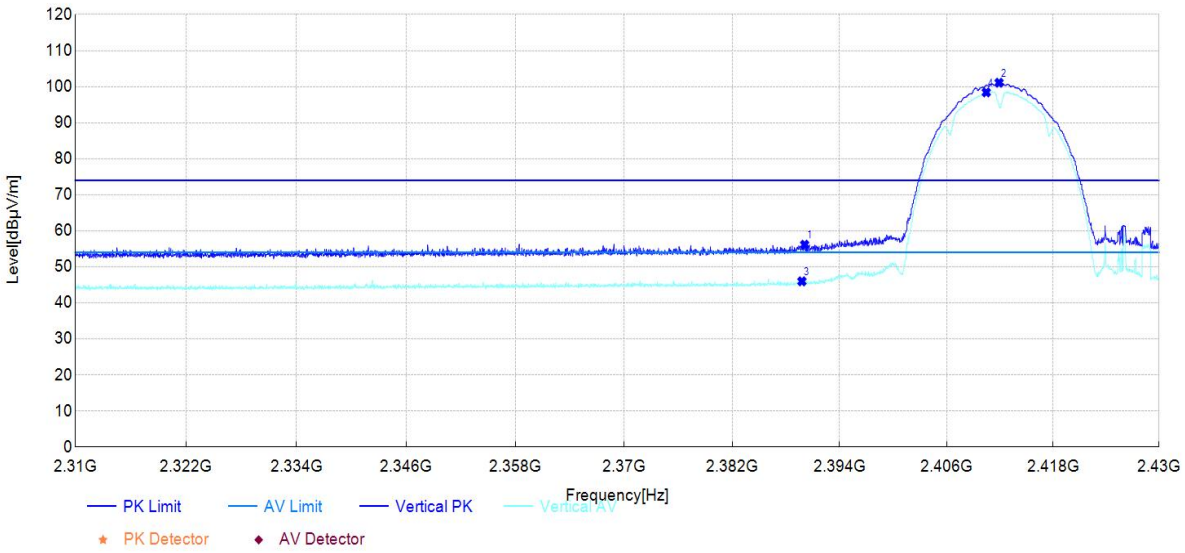

Suspected Data List											
NO.	Frequency [MHz]	Reading [dBµV]	Level [dBµV/m]	Factor [dB/m]	Limit [dBµV/m]	Margin [dB]	Height [cm]	Angle [°]	Det	Pol	Verdict
1	2389.09	20.19	56.14	35.95	74.00	17.86	150	129	PK	Vertical	PASS
2	2411.91	65.09	101.09	36.00	/	/	150	211	PK	Vertical	PASS
3	2389.79	10.03	45.98	35.95	54.00	8.02	150	51	AV	Vertical	PASS
4	2410.47	62.42	98.42	36.00	/	/	150	211	AV	Vertical	PASS

Note:

(1) Level=Reading + Factor

(2) Margin=Limit-Level

Project Information			
EUT:	Embedded Wi-Fi/BLE Module	Model:	EMC3186-E
Test Date:	2025-05-19	Voltage:	DC 3.3V
Environment:	Temp: 23.8℃; Humi:36%	Engineer:	Stone Zhang
Remark:	Transmit by 802.11b at Channel 2462MHz		

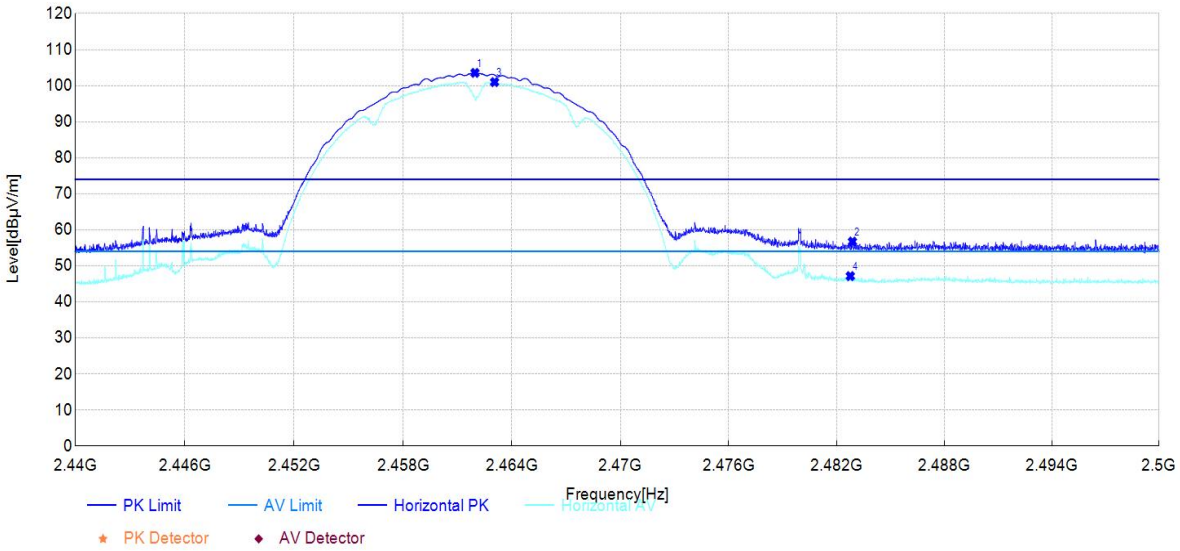

Suspected Data List											
NO.	Frequency [MHz]	Reading [dBμV]	Level [dBμV/m]	Factor [dB/m]	Limit [dBμV/m]	Margin [dB]	Height [cm]	Angle [°]	Det	Pol	Verdict
1	2461.97	67.24	103.55	36.31	/	/	150	74	PK	Horizontal	PASS
2	2483.88	20.36	56.72	36.36	74.00	17.28	150	28	PK	Horizontal	PASS
3	2463.05	64.68	100.99	36.31	/	/	150	74	AV	Horizontal	PASS
4	2483.76	10.80	47.16	36.36	54.00	6.84	150	21	AV	Horizontal	PASS

Note:

(1) Level=Reading + Factor

(2) Margin=Limit-Level

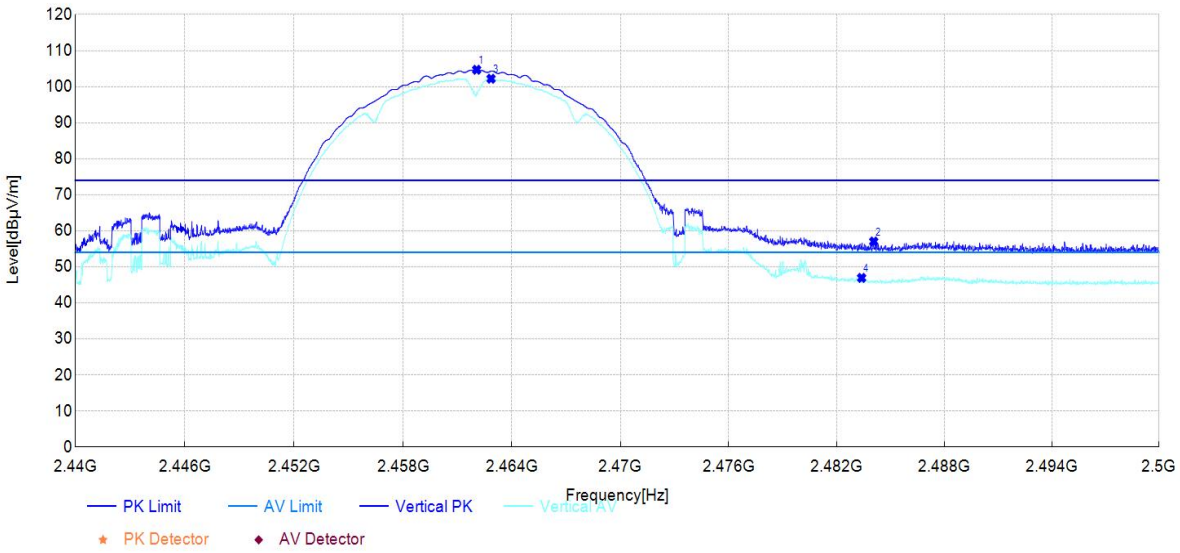

Suspected Data List											
NO.	Frequency [MHz]	Reading [dBµV]	Level [dBµV/m]	Factor [dB/m]	Limit [dBµV/m]	Margin [dB]	Height [cm]	Angle [°]	Det	Pol	Verdict
1	2462.06	68.64	104.70	36.06	/	/	150	149	PK	Vertical	PASS
2	2484.07	20.95	57.03	36.08	74.00	16.97	150	145	PK	Vertical	PASS
3	2462.85	66.14	102.20	36.06	/	/	150	149	AV	Vertical	PASS
4	2483.59	10.86	46.94	36.08	54.00	7.06	150	280	AV	Vertical	PASS

Note:

(1) Level=Reading + Factor

(2) Margin=Limit-Level

Project Information			
EUT:	Embedded Wi-Fi/BLE Module	Model:	EMC3186-E
Test Date:	2025-05-19	Voltage:	DC 3.3V
Environment:	Temp: 23.8℃; Humi:36%	Engineer:	Stone Zhang
Remark:	Transmit by 802.11g at Channel 2412MHz		

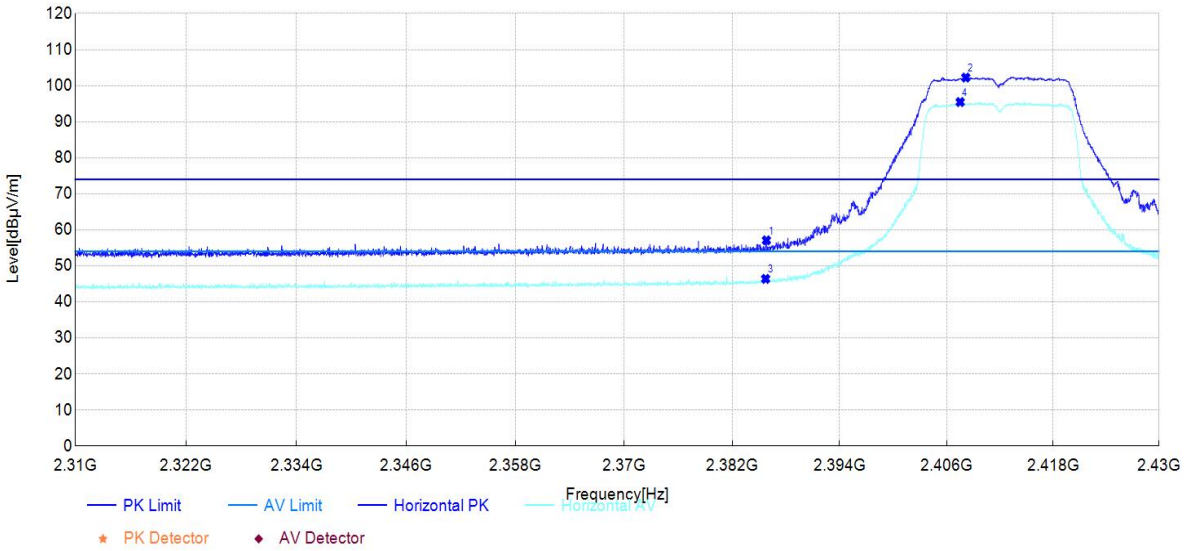

Suspected Data List											
NO.	Frequency [MHz]	Reading [dBμV]	Level [dBμV/m]	Factor [dB/m]	Limit [dBμV/m]	Margin [dB]	Height [cm]	Angle [°]	Det	Pol	Verdict
1	2385.83	21.00	57.08	36.08	74.00	16.92	150	252	PK	Horizontal	PASS
2	2408.15	66.08	102.25	36.17	/	/	150	24	PK	Horizontal	PASS
3	2385.74	10.31	46.39	36.08	54.00	7.61	150	17	AV	Horizontal	PASS
4	2407.52	59.29	95.46	36.17	/	/	150	24	AV	Horizontal	PASS

Note:

(1) Level=Reading + Factor

(2) Margin=Limit-Level

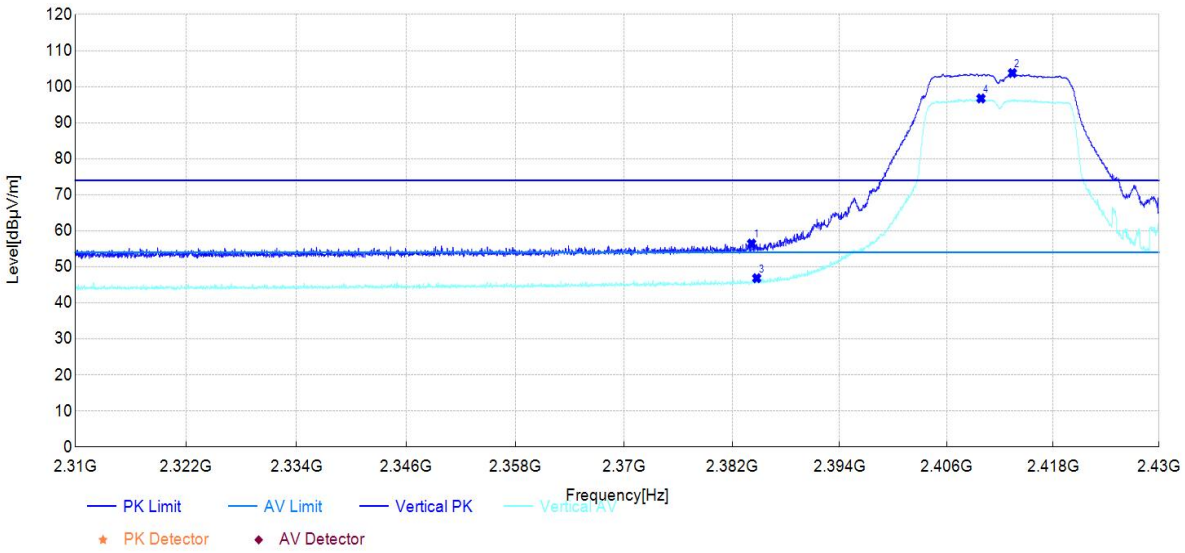

Suspected Data List											
NO.	Frequency [MHz]	Reading [dBµV]	Level [dBµV/m]	Factor [dB/m]	Limit [dBµV/m]	Margin [dB]	Height [cm]	Angle [°]	Det	Pol	Verdict
1	2384.18	20.53	56.46	35.93	74.00	17.54	150	326	PK	Vertical	PASS
2	2413.41	67.77	103.77	36.00	/	/	150	212	PK	Vertical	PASS
3	2384.75	10.92	46.85	35.93	54.00	7.15	150	219	AV	Vertical	PASS
4	2409.86	60.73	96.73	36.00	/	/	150	212	AV	Vertical	PASS

Note:

(1) Level=Reading + Factor

(2) Margin=Limit-Level

Project Information			
EUT:	Embedded Wi-Fi/BLE Module	Model:	EMC3186-E
Test Date:	2025-05-19	Voltage:	DC 3.3V
Environment:	Temp: 23.8℃; Humi:36%	Engineer:	Stone Zhang
Remark:	Transmit by 802.11g at Channel 2462MHz		

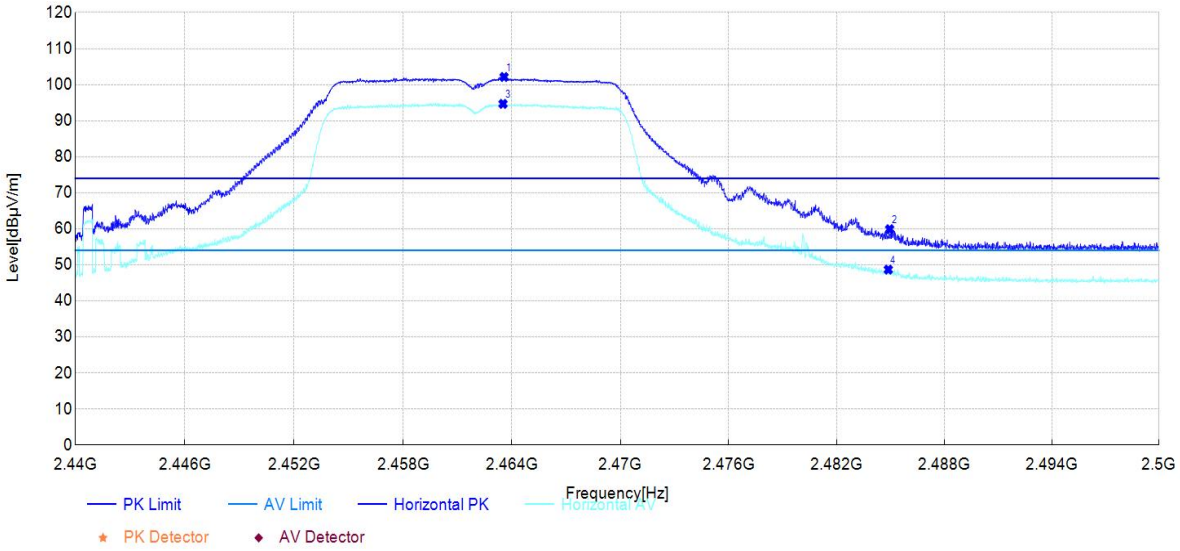

Suspected Data List											
NO.	Frequency [MHz]	Reading [dBµV]	Level [dBµV/m]	Factor [dB/m]	Limit [dBµV/m]	Margin [dB]	Height [cm]	Angle [°]	Det	Pol	Verdict
1	2463.57	65.83	102.14	36.31	/	/	150	72	PK	Horizontal	PASS
2	2484.95	23.54	59.90	36.36	74.00	14.10	150	23	PK	Horizontal	PASS
3	2463.51	58.36	94.67	36.31	/	/	150	72	AV	Horizontal	PASS
4	2484.88	12.32	48.68	36.36	54.00	5.32	150	41	AV	Horizontal	PASS

Note:

(1) Level=Reading + Factor

(2) Margin=Limit-Level

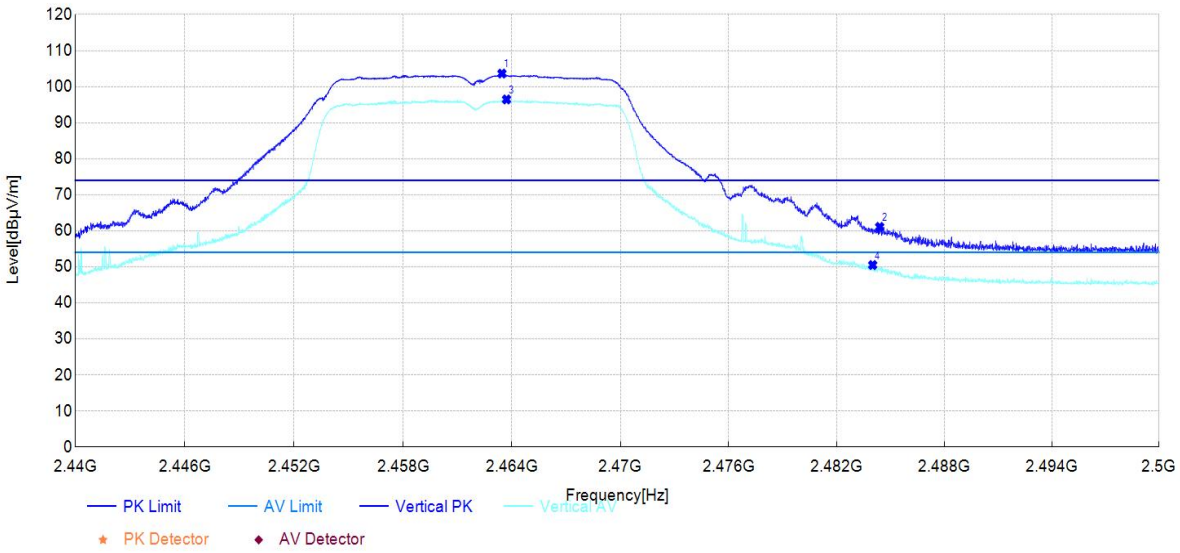

Suspected Data List											
NO.	Frequency [MHz]	Reading [dBµV]	Level [dBµV/m]	Factor [dB/m]	Limit [dBµV/m]	Margin [dB]	Height [cm]	Angle [°]	Det	Pol	Verdict
1	2463.45	67.58	103.64	36.06	/	/	150	152	PK	Vertical	PASS
2	2484.40	25.00	61.08	36.08	74.00	12.92	150	311	PK	Vertical	PASS
3	2463.71	60.40	96.46	36.06	/	/	150	152	AV	Vertical	PASS
4	2484.01	14.43	50.51	36.08	54.00	3.49	150	279	AV	Vertical	PASS

Note:

(1) Level=Reading + Factor

(2) Margin=Limit-Level

Project Information			
EUT:	Embedded Wi-Fi/BLE Module	Model:	EMC3186-E
Test Date:	2025-05-19	Voltage:	DC 3.3V
Environment:	Temp: 23.8℃; Humi:36%	Engineer:	Stone Zhang
Remark:	Transmit by 802.11n-HT20 at Channel 2412MHz		

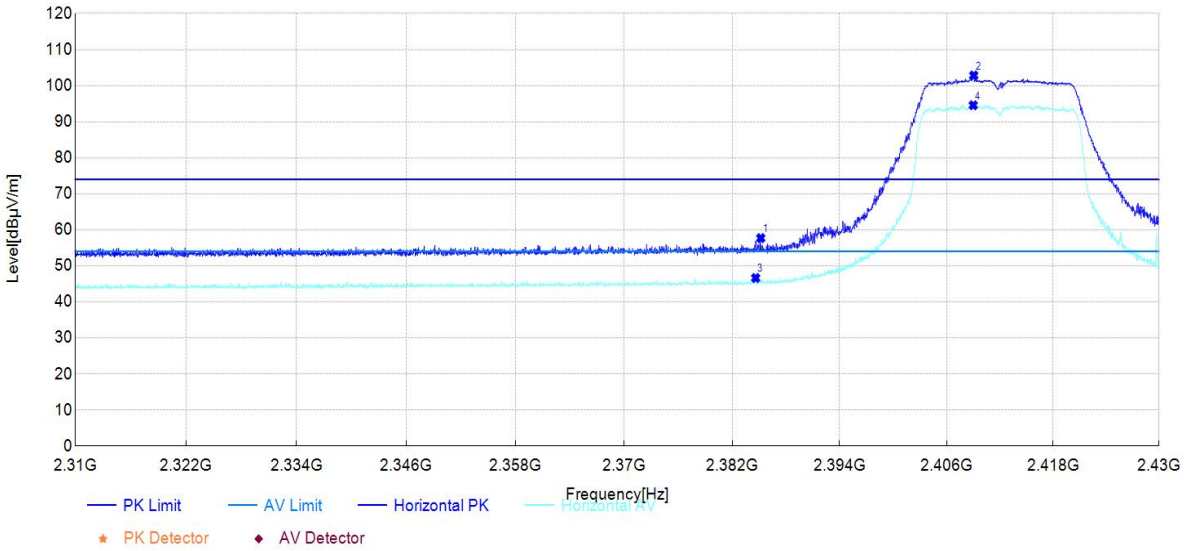

Suspected Data List											
NO.	Frequency [MHz]	Reading [dBμV]	Level [dBμV/m]	Factor [dB/m]	Limit [dBμV/m]	Margin [dB]	Height [cm]	Angle [°]	Det	Pol	Verdict
1	2385.20	21.63	57.70	36.07	74.00	16.30	150	68	PK	Horizontal	PASS
2	2409.05	66.67	102.84	36.17	/	/	150	22	PK	Horizontal	PASS
3	2384.63	10.56	46.63	36.07	54.00	7.37	150	61	AV	Horizontal	PASS
4	2408.99	58.39	94.56	36.17	/	/	150	25	AV	Horizontal	PASS

Note:

(1) Level=Reading + Factor

(2) Margin=Limit-Level

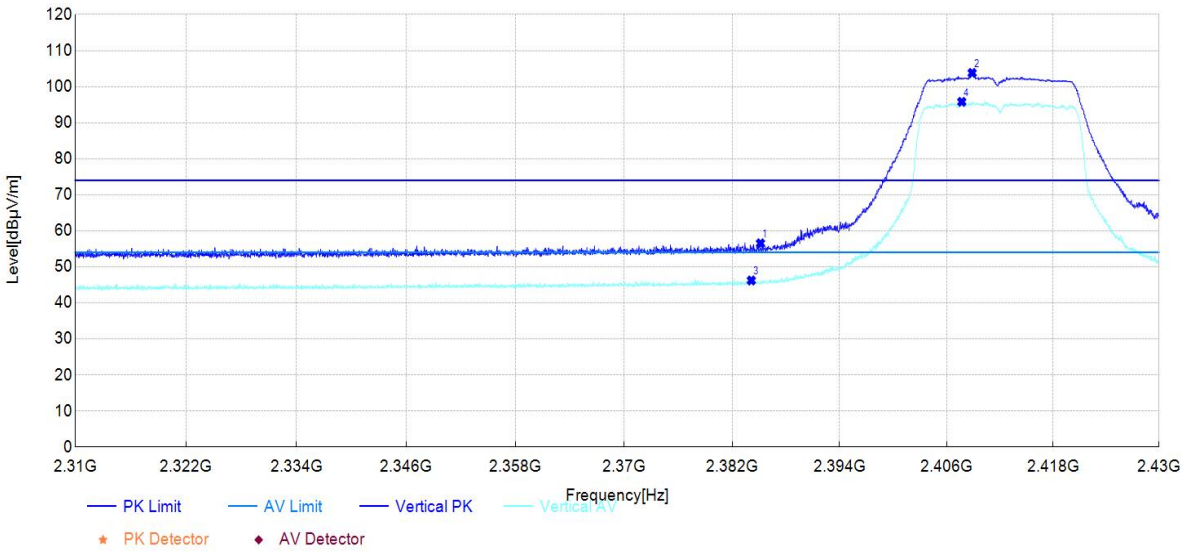

Suspected Data List											
NO.	Frequency [MHz]	Reading [dBµV]	Level [dBµV/m]	Factor [dB/m]	Limit [dBµV/m]	Margin [dB]	Height [cm]	Angle [°]	Det	Pol	Verdict
1	2385.17	20.59	56.53	35.94	74.00	17.47	150	131	PK	Vertical	PASS
2	2408.87	67.80	103.80	36.00	/	/	150	212	PK	Vertical	PASS
3	2384.15	10.29	46.22	35.93	54.00	7.78	150	0	AV	Vertical	PASS
4	2407.70	59.79	95.79	36.00	/	/	150	212	AV	Vertical	PASS

Note:

(1) Level=Reading + Factor

(2) Margin=Limit-Level

Project Information			
EUT:	Embedded Wi-Fi/BLE Module	Model:	EMC3186-E
Test Date:	2025-05-19	Voltage:	DC 3.3V
Environment:	Temp: 23.8℃; Humi:36%	Engineer:	Stone Zhang
Remark:	Transmit by 802.11n-HT20 at Channel 2462MHz		

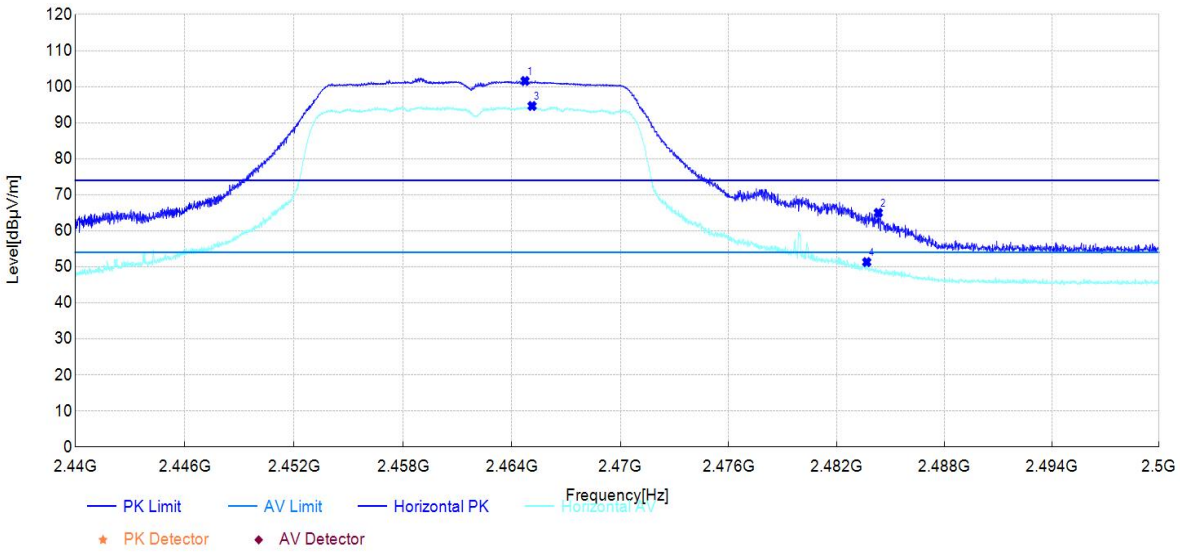

Suspected Data List											
NO.	Frequency [MHz]	Reading [dBµV]	Level [dBµV/m]	Factor [dB/m]	Limit [dBµV/m]	Margin [dB]	Height [cm]	Angle [°]	Det	Pol	Verdict
1	2464.73	65.26	101.58	36.32	/	/	150	76	PK	Horizontal	PASS
2	2484.32	28.63	64.99	36.36	74.00	9.01	150	19	PK	Horizontal	PASS
3	2465.12	58.32	94.64	36.32	/	/	150	73	AV	Horizontal	PASS
4	2483.68	14.96	51.32	36.36	54.00	2.68	150	23	AV	Horizontal	PASS

Note:

(1) Level=Reading + Factor

(2) Margin=Limit-Level

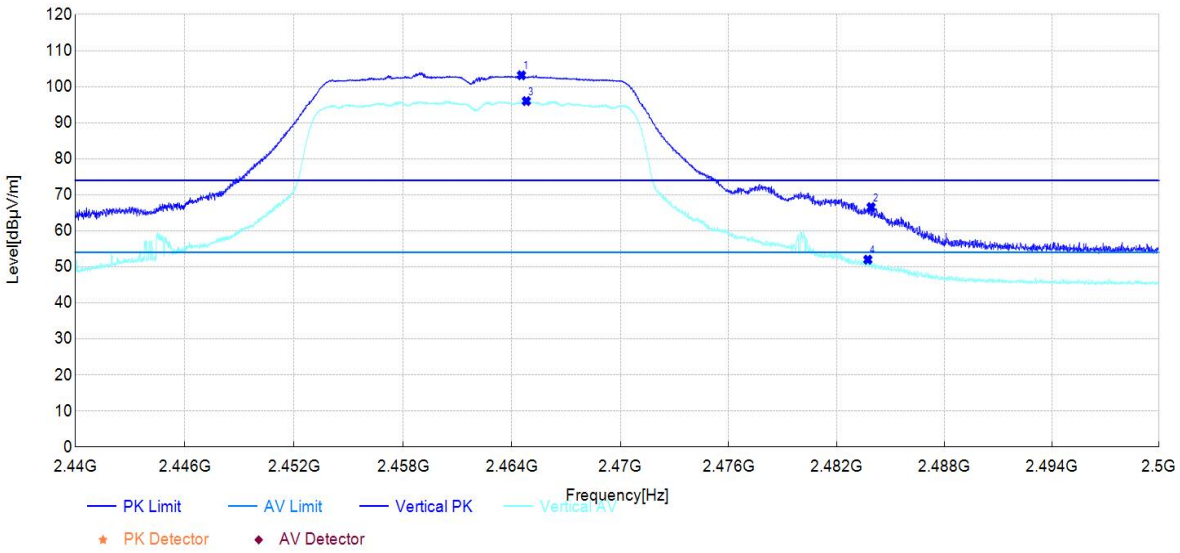

Suspected Data List											
NO.	Frequency [MHz]	Reading [dBµV]	Level [dBµV/m]	Factor [dB/m]	Limit [dBµV/m]	Margin [dB]	Height [cm]	Angle [°]	Det	Pol	Verdict
1	2464.53	67.10	103.16	36.06	/	/	150	155	PK	Vertical	PASS
2	2483.92	30.49	66.57	36.08	74.00	7.43	150	310	PK	Vertical	PASS
3	2464.80	59.94	96.00	36.06	/	/	150	148	AV	Vertical	PASS
4	2483.74	15.92	52.00	36.08	54.00	2.00	150	314	AV	Vertical	PASS

Note:

(1) Level=Reading + Factor

(2) Margin=Limit-Level

7.8. AC Conducted Emissions Measurement

7.8.1. Test Limit

FCC Part 15 Subpart C Paragraph 15.207 Limits		
Frequency (MHz)	QP (dBuV)	AV (dBuV)
0.15 - 0.50	66 - 56	56 – 46
0.50 - 5.0	56	46
5.0 - 30	60	50

Note 1: The lower limit shall apply at the transition frequencies.

Note 2: The limit decreases linearly with the logarithm of the frequency in the range 0.15MHz to 0.5MHz.

7.8.2. Test Setup

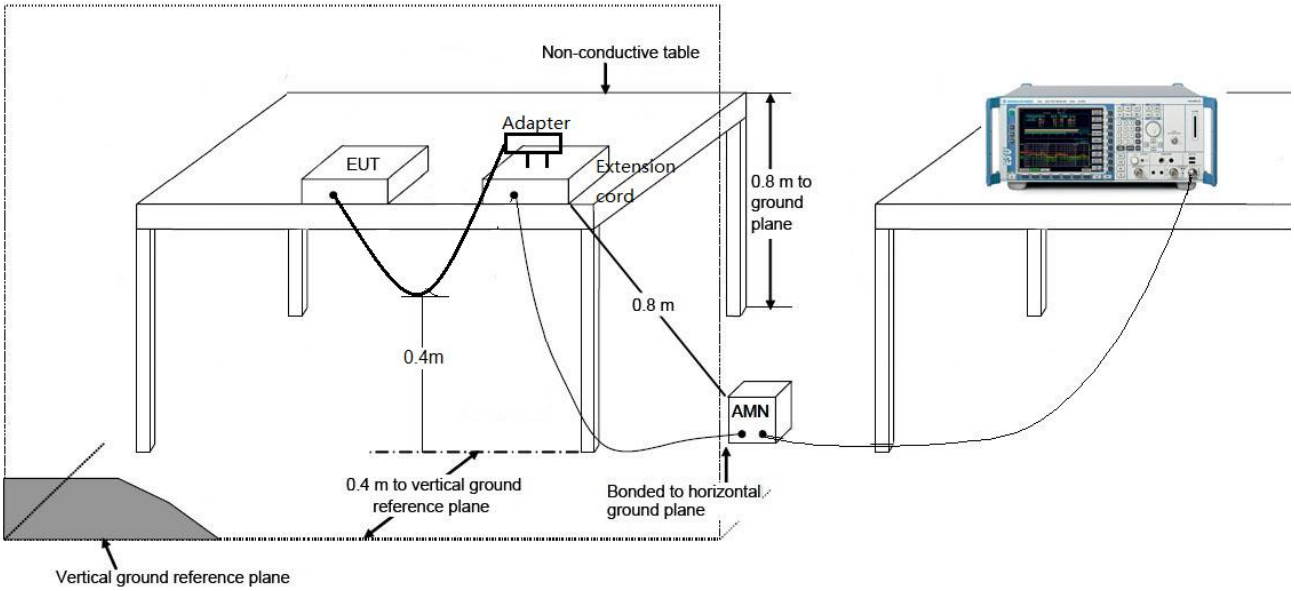

7.8.3. Test Result

The EUT is DC 3.3V supply, this item only for the EUT is designed to be connected to the public utility (AC) power line. Not applicable.

8. CONCLUSION

The data collected relate only the item(s) tested and show that the **Embedded Wi-Fi/BLE Module** is compliance with Part 15C of the FCC Rules.

Statement

1. This report is invalid for the following states: without the special inspection and testing stamp or the official stamp of our institution; without the signature of the report authorized officer; if the report is altered.

2. It is forbidden to copy partial contents of the report except in full without the approval of our institution.

3. The client shall provide the test sample(s) and commission information and be responsible for their authenticity.

4. The report content is only applicable to the tested sample(s) this time.

5. If there are any objections to the report content, please submit them to our company in writing within 15 days from the date of receiving the report.

6. If the reports include both Chinese and English versions, when there are any inconsistencies caused by language, the Chinese version shall prevail.

7. Information about laboratory sites involved in our company:

   No.2, Fangda Road, Yunpu Industrial Zone, Huangpu District, Guangzhou, Guangdong, China (Huangpu Laboratory)

   Building 2 and Building 3, GRGTest Science and Technology Industrial Park, No.8, Chuangyun Road, Panyu District, Guangzhou, Guangdong, China (Panyu Laboratory)

   Building G9, China Sensor Network International Innovation Park, No.200, Linghu Avenue, Wuxi, Jiangsu, China (Wuxi Innovation Park Laboratory)

   Building 3, Maoxuan Industrial Park, No.81, Jinma Road, Hongshan Subdistrict, Xinwu District, Wuxi, Jiangsu, China (Maoxuan Industrial Park Laboratory)

   3/F., Comprehensive Laboratory Building, No.8, Ningyun Road, Xinwu District, Wuxi, Jiangsu, China (Ningyun Road Laboratory)

——This page is blank below this line —