INTERNAL PHOTOS	
Company Name	Ultimate Kronos Group
FCC ID #	P5W-8610U009
IC #	1416A-8610U009

Figure 1: EUT External Chassis Open



Figure 2: External Chassis Back - AC/DC Power Converter, Back-up Battery, Transition Board

Figure 3: Internal Chassis



Figure 4: Sterling LWB Compartment

INTERNAL PHOTOS	
Company Name	Ultimate Kronos Group
FCC ID #	P5W-8610U009
IC #	1416A-8610U009



Figure 5: Internal Chassis Removed - Motherboard, Legic SmartCard Module



Figure 6: Legic SmartCard Reader



Figure 7: Display Back



Figure 8: Display Transition Circuit

INTERNAL PHOTOS	
Company Name	Ultimate Kronos Group
FCC ID #	P5W-8610U009
IC #	1416A-8610U009



Figure 9: Sterling LWB



Figure 10: Sterling LWB - Back

Figure 11: Legic SmartCard Reader - Front



Figure 12: Legic SmartCard Reader - Back

INTERNAL PHOTOS	
Company Name	Ultimate Kronos Group
FCC ID #	P5W-8610U009
IC #	1416A-8610U009



Figure 13: Antenna - Front



Figure 14: Antenna - Back



Figure 15: Antenna Connection Input – Daughter Board



Figure 16: Antenna Connection Input - Cable

INTERNAL PHOTOS	
Company Name	Ultimate Kronos Group
FCC ID #	P5W-8610U009
IC #	1416A-8610U009



Figure 17: EUT Motherboard - Front



Figure 18: EUT Motherboard - Back



Figure 19: Power Transition Board



Figure 20: Power Transition Board - Back

INTERNAL PHOTOS	
Company Name	Ultimate Kronos Group
FCC ID #	P5W-8610U009
IC #	1416A-8610U009



Figure 21: External Input Transition Board



Figure 22: External Input Transition Board - Back