TEST REPORT

Your Ref: | Date: 7 Feb 2005

Our Ref: 56S041107/01 | Page: 1 of 45

DID: +65-6885 1476 | Fax: +65-6774 1459

NOTE: This report is issued subject to PSB Corporation's "Terms and Conditions Governing Technical Services". The terms and conditions governing the issue of this report are set out as attached within this report.

COMPLIANCE REPORT ON TESTING IN ACCORDANCE WITH
SAR (SPECIFIC ABSORPTION RATE) REQUIREMENTS

Supplement C (Edition 01-01)
FCC OET Bulletin 65 (Edition 97-01)

OF A

DUAL BAND MOBILE PHONE
[Model: S321]

TEST FACILITY Telecoms & EMC, Testing Group, PSB Corporation
1 Science Park Drive, Singapore 118221

PREPARED FOR Mr. Kwan Kin Peng
Sendo Singapore Pte Ltd
180 Clemenceau Avenue
#02-02 Haw Par Centre
Singapore 239922

Tel : +65 65577145 Fax : +65 63373466

JOB NUMBER 56S041107

TEST PERIOD 28 Dec 2004 ~ 2 Feb 2005

PREPARED BY	APPROVED BY
Gary Ng Ah Chye	Daniel Yeo
Associate Engineer	Senior Engineer

PSB TEST Your Peace of Mind

ISO 9001 JQA-QMA 10040

ACCREDITED LABORATORY SAC-SINGLAS

LA-2001-0212-A
LA-2001-0213-F
LA-2001-0214-E
LA-2001-0215-B
LA-2001-0216-G
LA-2001-0217-G

The results reported herein have been performed in accordance with the laboratory's terms of accreditation under the Singapore Accreditation Council - Singapore Laboratory Accreditation Scheme

TABLE OF CONTENTS

TEST SUMMARY

PRODUCT DESCRIPTION

TEST RESULTS

ANNEX A	-	TEST INSTRUMENTATION & GENERAL PROCEDURES
ANNEX B	-	EUT PHOTOGRAPHS / DIAGRAMS Test Setup EUT Photographs
ANNEX C	-	TISSUE SIMULANT DATA SHEETS
ANNEX D	-	SAR VALIDATION RESULTS
ANNEX E	-	MEASUREMENT UNCERTAINTY
ANNEX F	-	SAR PROBE CALIBRATION CERTIFICATES
ANNEX G	-	REFERENCES

The product was tested in accordance with the following standards.

Test Results Summary

Test Standards	Description	Pass / Fail
• Supplement C (Edition 01-01) to FCC OET Bulletin 65 (Edition 97-01) • ANSI/IEEE Standard C95.1-1993	SAR Measurement (GSM 850) Device at head phantom	Pass *
	SAR Measurement (PCS 1900) Device at head phantom	Pass *
	SAR Measurement (GSM 850) Body Worn Configuration Only	Pass *
	SAR Measurement (PCS 1900) Body Worn Configuration Only	Pass *

Note:

1. The worst-case SAR value was found to be **0.931W/kg** which is lower than the maximum limit of 1.60 W/kg, over 1g of tissue.

* Based on spatial peak uncontrolled exposure / general population level:
Head: 1.60 W/kg, over 1g of tissue.
Body: 1.60 W/kg, over 1g of tissue.

Modifications

No modifications were made.

DEVICE DESCRIPTION

Description	The Equipment Under Test (EUT) is a **DUAL BAND MOBILE PHONE.**
Device Category	Portable Device
Exposure Environment	General Population/Uncontrolled exposure
Test Device Type	Production Unit
Model Number	S321
Brand Name	Sendo
IMEI Numbers	0300D02BS100053
FCC ID	NIL

DEVICE OPERATING CONFIGURATION

Operating Frequencies	GSM 850	PCS 1900
	Channel 128 (824.20Mhz) Channel 189 (836.40Mhz) Channel 251 (848.80Mhz)	Channel 512 (1850.2Mhz) Channel 661 (1880.0Mhz) Channel 810 (1909.8Mhz)
Operating Temperature Tolerance	-10 ~ +55 Degree Celsius	
Operating Voltage Tolerance	(3.5 – 4.2) Volt DC	
Continuous Transmission Tolerance	The EUT shall cause no problem after transmitting for 120 minutes under maximum power transmitting rate.	
Rated Output Power	29dBm Maximum (GSM 850) 30dBm Maximum (PCS 1900)	
Antenna Type	Integrated Antenna	
EUT Crest Factor	8.3	
Input Power	Li-ion Battery, 3.7V 800mAH.	
Accessories	1) Charger 2) Hand Free Kit 3) Belt Clip	

MANUFACTURER

Manufacturer Address	Sendo (UK) Sendo Base Station Hatchford Way, Birmingham B26 3RZ, United Kingdom
DID	44(0)-121 251 5000
Fax	44(0)-121 251 5001

DEVICE OPERATING CONDITION

The EUT was put into operation by a radio test set. Communication between the EUT and the radio test set was established by air link. For every SAR measurement, the EUT was set to maximum output power level using fully charged battery.

TEMPERATURE AND HUMIDITY

GSM 850 (Head)

Ambient Temperature:	23 ± 1^0 C
Tissue Temperature:	23 ± 1^0 C
Humidity:	52% to 56%

PCS 1900 (Head)

Ambient Temperature:	23 ± 1^0 C
Tissue Temperature:	23 ± 1^0 C
Humidity:	53% to 60%

GSM 850 (Body)

Ambient Temperature:	23 ± 1^0 C
Tissue Temperature:	23 ± 1^0 C
Humidity:	55% to 59%

PCS 1900 (Body)

Ambient Temperature:	24 ± 1^0 C
Tissue Temperature:	24 ± 1^0 C
Humidity:	54% to 61%

The measurement results were obtained with the EUT tested in the conditions described in this report (Annex A).

Table 1 - SAR Test Results (GSM 850) – Device at head phantom

Phantom Configuration	Device Test Positions	Antenna Position	SAR (W/kg), over 1g Tissue Device Test Channel & Frequency		
			Channel: 128 824.2MHz	Channel: 189 836.4MHz	Channel: 251 848.8MHz
Left Side of Head	Cheek / Touch	fixed	0.323	0.382	0.526
	Ear / Tilt	fixed	0.190	0.222	0.301
Right Side of Head	Cheek / Touch	fixed	0.372	0.447	0.604
	Ear / Tilt	fixed	0.202	0.246	0.339
Output Power (dBm) Before Test			30.0	29.9	30.1
Output Power (dBm) After Test			29.8	29.7	29.8

Table 2 - SAR Test Results (DCS 1900) – Device at head phantom

Phantom Configuration	Device Test Positions	Antenna Position	SAR (W/kg), over 1g Tissue Device Test Channel & Frequency		
			Channel: 512 1850.2MHz	Channel: 661 1880.0MHz	Channel: 810 1909.8MHz
Left Side of Head	Cheek / Touch	fixed	0.623	0.707	0.901
	Ear / Tilt	fixed	0.582	0.689	0.931
Right Side of Head	Cheek / Touch	fixed	0.536	0.617	0.747
	Ear / Tilt	fixed	0.496	0.584	0.756
Output Power (dBm) Before Test			30.1	29.9	29.9
Output Power (dBm) After Test			29.7	29.6	29.6

Remarks:

1. All modes of operations were investigated and the worst-case SAR levels are reported.
2. A fully charged **Li-ion Battery, 3.7V DC 800mAH,** was used for each mode of operation.
3. For **GSM 850**, the worst-case SAR value was found to be **0.604W/Kg** (over a 1g tissue) at **Channel 251** which is lower than the maximum limit of 1.60 W/Kg, please refer to the above table.
4. For **PCS 1900**, the worst-case SAR value was found to be **0.931W/Kg** (over a 1g tissue) at **Channel 810** which is lower than the maximum limit of 1.60 W/Kg, please refer to the above table.
5. The SAR limit of 1.60W/Kg (Spatial Peak level for Uncontrolled Exposure / General Population) is based on the Test Standards:
   a) Supplement C (Edition 01-01) to FCC OET Bulletin 65 (Edition 97-01)
   b) ANSI/IEEE Standard C95.1-1993

The measurement results were obtained with the EUT tested in the conditions described in this report (Annex A).

Table 3 – Body Worn Position SAR Test Results (GSM 850), device with belt clip.

Phantom Configuration	Device Test Positions	Antenna Position	SAR (W/kg), over 1g Tissue Device Test Channel & Frequency		
			Channel: 128 824.2MHz	Channel: 189 836.4MHz	Channel: 251 848.8MHz
Flat Phantom	EUT **Front** Touched Phantom	Fixed	0.361	0.423	0.507
Flat Phantom	EUT **Rear** Touched Phantom	Fixed	0.184	0.233	0.275
Output Power (dBm) Before Test			30.0	29.9	30.1
Output Power (dBm) After Test			29.8	29.7	29.8

Remarks:

1. All modes of operations were investigated and the worst-case SAR levels are reported.
2. A fully charged **Li-ion Battery, 3.7V DC 800mAH,** was used for each mode of operation.
3. For **GSM 850**, the worst-case SAR value was found to be **0.507W/Kg** (over a 1g tissue) at **Channel 251** which is lower than the maximum limit of 1.60 W/Kg, please refer to the above table.
4. The SAR limit of 1.60W/Kg (Spatial Peak level for Uncontrolled Exposure / General Population) is based on the Test Standards:
   a) Supplement C (Edition 01-01) to FCC OET Bulletin 65 (Edition 97-01)
   b) ANSI/IEEE Standard C95.1-1993

The measurement results were obtained with the EUT tested in the conditions described in this report (Annex A).

Table 4 – Body Worn Position SAR Test Results (PCS 1900), device with belt clip.

Phantom Configuration	Device Test Positions	Antenna Position	SAR (W/kg), over 1g Tissue Device Test Channel & Frequency		
			Channel: 512 1850.2MHz	**Channel: 661 1880.0MHz**	**Channel: 810 1909.8MHz**
Flat Phantom	EUT **Front** Touched Phantom	Fixed	0.659	0.673	0.767
Flat Phantom	EUT **Rear** Touched Phantom	Fixed	0.209	0.224	0.274
Output Power (dBm) Before Test			30.1	29.9	29.9
Output Power (dBm) After Test			29.7	29.6	29.6

Remarks:

1. All modes of operations were investigated and the worst-case SAR levels are reported.
2. A fully charged **Li-ion Battery, 3.7V DC 800mAH,** was used for each mode of operation.
3. For **PCS 1900**, the worst-case SAR value was found to be **0.767W/Kg** (over a 1g tissue) at **Channel 810** which is lower than the maximum limit of 1.60 W/Kg, please refer to the above table.
4. The SAR limit of 1.60W/Kg (Spatial Peak level for Uncontrolled Exposure / General Population) is based on the Test Standards:
   a) Supplement C (Edition 01-01) to FCC OET Bulletin 65 (Edition 97-01)
   b) ANSI/IEEE Standard C95.1-1993

Ambient Temperature: **23 ± 1^0 C**
Tissue Temperature: **23 ± 1^0 C**
Humidity: **52% to 56%**

Test Laboratory: The name of your organization **Date: 02/01/05**
File Name: 850MHz_Left Head_0 Deg_CH128_Data 20.da4
Program Name: Job Nos.: 56S041107
Phantom section: Left Section
DUT: Sendo_Bono S321
Communication System: GSM 850
Frequency: 824.2 MHz
Duty Cycle: 1:8.3
Medium: 850MHz Head TissueMedium parameters used: σ = 0.9501; mho/m, ε_r = 43.03; ρ = 1000 kg/m^3
DASY4 Configuration:
Electronics: DAE4 Sn627 Calibrated: 21/May/2004
Phantom: SAM 12 Measurement SW: DASY4, V4.4 Build 3
Probe: EX3DV4 - SN3541 ConvF(9.64, 9.64, 9.64) Calibrated: 26/Jul/2004
Postprocessing SW: SEMCAD, V1.8 Build 130
Sensor-Surface: 4mm (Mechanical Surface Detection)

850MHz_Left Head_0 Deg_CH128_Data 20/Area Scan (8x14x1):

Measurement grid: dx=10mm, dy=10mm
Maximum value of SAR (measured) = 0.334 mW/g

850MHz_Left Head_0 Deg_CH128_Data 20/Zoom Scan (7x7x7)/Cube 0:

Measurement grid: dx=5mm, dy=5mm, dz=5mm
Reference Value = 14.3 V/m; Power Drift = -0.0 dB
Peak SAR (extrapolated) = 0.424 W/kg
SAR(1 g) = 0.323 mW/g; SAR(10 g) = 0.229 mW/g
Maximum value of SAR (measured) = 0.343 mW/g



Ambient Temperature: **23 ± 1^0 C**
Tissue Temperature: **23 ± 1^0 C**
Humidity: **52% to 56%**

Test Laboratory: The name of your organization **Date: 02/01/05**
File Name: 850MHz_Left Head_0 Deg_CH189_Data 21.da4
Program Name: Job Nos.: 56S041107
Phantom section: Left Section
DUT: Sendo_Bono S321
Communication System: GSM 850
Frequency: 836.4 MHz
Duty Cycle: 1:8.3
Medium: 850MHz Head TissueMedium parameters used: σ = 0.9501; mho/m, ε_r = 43.03; ρ = 1000 kg/m^3
DASY4 Configuration:
Electronics: DAE4 Sn627 Calibrated: 21/May/2004
Phantom: SAM 12 Measurement SW: DASY4, V4.4 Build 3
Probe: EX3DV4 - SN3541 ConvF(9.64, 9.64, 9.64) Calibrated: 26/Jul/2004
Postprocessing SW: SEMCAD, V1.8 Build 130
Sensor-Surface: 4mm (Mechanical Surface Detection)

850MHz_Left Head_0 Deg_CH189_Data 21/Area Scan (8x14x1):

Measurement grid: dx=10mm, dy=10mm
Maximum value of SAR (measured) = 0.404 mW/g

850MHz_Left Head_0 Deg_CH189_Data 21/Zoom Scan (7x7x7)/Cube 0:

Measurement grid: dx=5mm, dy=5mm, dz=5mm
Reference Value = 15.2 V/m; Power Drift = -0.1 dB
Peak SAR (extrapolated) = 0.505 W/kg
SAR(1 g) = 0.382 mW/g; SAR(10 g) = 0.269 mW/g
Maximum value of SAR (measured) = 0.411 mW/g



Ambient Temperature: **23 ± 1^0 C**
Tissue Temperature: **23 ± 1^0 C**
Humidity: **52% to 56%**

Test Laboratory: The name of your organization **Date: 02/01/05**
File Name: 850MHz_Left Head_0 Deg_CH251_Data 22.da4
Program Name: Job Nos.: 56S041107
Phantom section: Left Section
DUT: Sendo_Bono S321
Communication System: GSM 850
Frequency: 848.8 MHz
Duty Cycle: 1:8.3
Medium: 850MHz Head TissueMedium parameters used: σ = 0.9501; mho/m, ε_r = 43.03; ρ = 1000 kg/m^3
DASY4 Configuration:
Electronics: DAE4 Sn627 Calibrated: 21/May/2004
Phantom: SAM 12 Measurement SW: DASY4, V4.4 Build 3
Probe: EX3DV4 - SN3541 ConvF(9.64, 9.64, 9.64) Calibrated: 26/Jul/2004
Postprocessing SW: SEMCAD, V1.8 Build 130
Sensor-Surface: 4mm (Mechanical Surface Detection)

850MHz_Left Head_0 Deg_CH251_Data 22/Area Scan (8x14x1):

Measurement grid: dx=10mm, dy=10mm
Maximum value of SAR (measured) = 0.550 mW/g

850MHz_Left Head_0 Deg_CH251_Data 22/Zoom Scan (7x7x7)/Cube 0:

Measurement grid: dx=5mm, dy=5mm, dz=5mm
Reference Value = 17.6 V/m; Power Drift = -0.1 dB
Peak SAR (extrapolated) = 0.691 W/kg
SAR(1 g) = 0.526 mW/g; SAR(10 g) = 0.369 mW/g
Maximum value of SAR (measured) = 0.562 mW/g



Ambient Temperature: **23 ± 1^0 C**
Tissue Temperature: **23 ± 1^0 C**
Humidity: **52% to 56%**

Test Laboratory: The name of your organization **Date: 02/01/05**
File Name: 850MHz_Left Head_15 Deg_CH128_Data 23.da4
Program Name: Job Nos.: 56S041107
Phantom section: Left Section
DUT: Sendo_Bono S321
Communication System: GSM 850
Frequency: 824.2 MHz
Duty Cycle: 1:8.3
Medium: 850MHz Head TissueMedium parameters used: σ = 0.9501; mho/m, ε_r = 43.03; ρ = 1000 kg/m^3
DASY4 Configuration:
Electronics: DAE4 Sn627 Calibrated: 21/May/2004
Phantom: SAM 12 Measurement SW: DASY4, V4.4 Build 3
Probe: EX3DV4 - SN3541 ConvF(9.64, 9.64, 9.64) Calibrated: 26/Jul/2004
Postprocessing SW: SEMCAD, V1.8 Build 130
Sensor-Surface: 4mm (Mechanical Surface Detection)

850MHz_Left Head_15 Deg_CH128_Data 23/Area Scan (8x14x1):

Measurement grid: dx=10mm, dy=10mm
Maximum value of SAR (measured) = 0.196 mW/g

850MHz_Left Head_15 Deg_CH128_Data 23/Zoom Scan (7x7x7)/Cube 0: Measurement grid: dx=5mm, dy=5mm, dz=5mm
Reference Value = 13 V/m; Power Drift = -0.1 dB
Peak SAR (extrapolated) = 0.244 W/kg
SAR(1 g) = 0.190 mW/g; SAR(10 g) = 0.138 mW/g
Maximum value of SAR (measured) = 0.202 mW/g

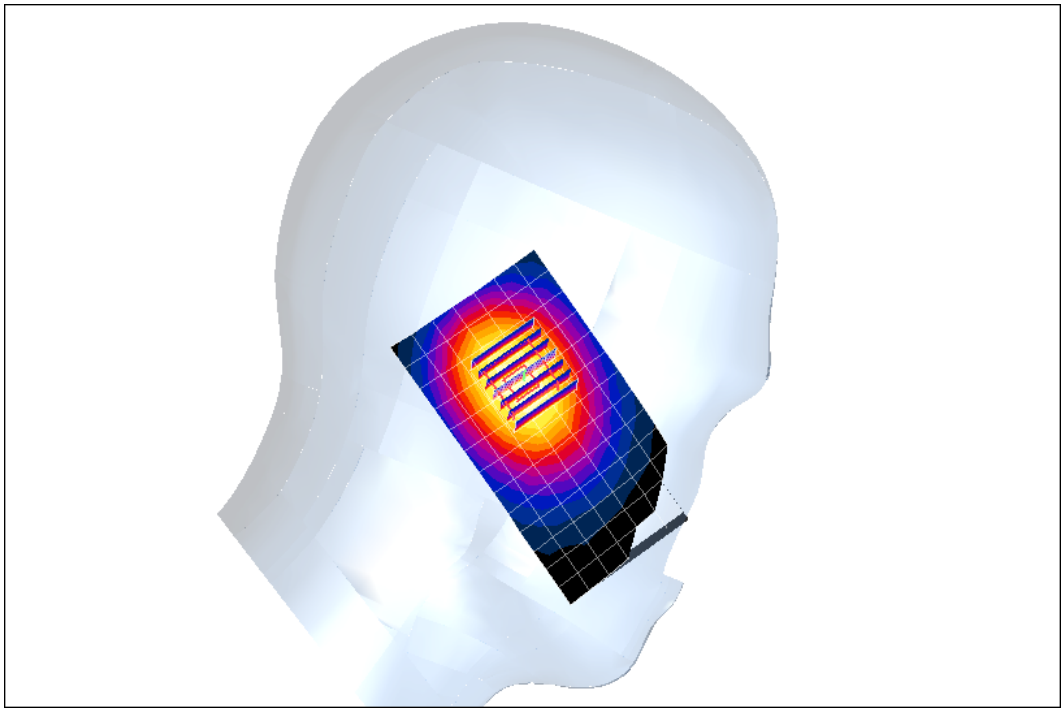

Ambient Temperature: **23 ± 1^0 C**
Tissue Temperature: **23 ± 1^0 C**
Humidity: **52% to 56%**

Test Laboratory: The name of your organization **Date: 02/01/05**
File Name: 850MHz_Left Head_15 Deg_CH189_Data 24.da4
Program Name: Job Nos.: 56S041107
Phantom section: Left Section
DUT: Sendo_Bono S321
Communication System: GSM 850
Frequency: 836.4 MHz
Duty Cycle: 1:8.3
Medium: 850MHz Head TissueMedium parameters used: σ = 0.9501; mho/m, ε_r = 43.03; ρ = 1000 kg/m^3
DASY4 Configuration:
Electronics: DAE4 Sn627 Calibrated: 21/May/2004
Phantom: SAM 12 Measurement SW: DASY4, V4.4 Build 3
Probe: EX3DV4 - SN3541 ConvF(9.64, 9.64, 9.64) Calibrated: 26/Jul/2004
Postprocessing SW: SEMCAD, V1.8 Build 130
Sensor-Surface: 4mm (Mechanical Surface Detection)

850MHz_Left Head_15 Deg_CH189_Data 24/Area Scan (8x14x1):

Measurement grid: dx=10mm, dy=10mm
Maximum value of SAR (measured) = 0.233 mW/g

850MHz_Left Head_15 Deg_CH189_Data 24/Zoom Scan (7x7x7)/Cube 0: Measurement grid: dx=5mm, dy=5mm, dz=5mm
Reference Value = 14 V/m; Power Drift = -0.0 dB
Peak SAR (extrapolated) = 0.279 W/kg
SAR(1 g) = 0.222 mW/g; SAR(10 g) = 0.161 mW/g
Maximum value of SAR (measured) = 0.238 mW/g

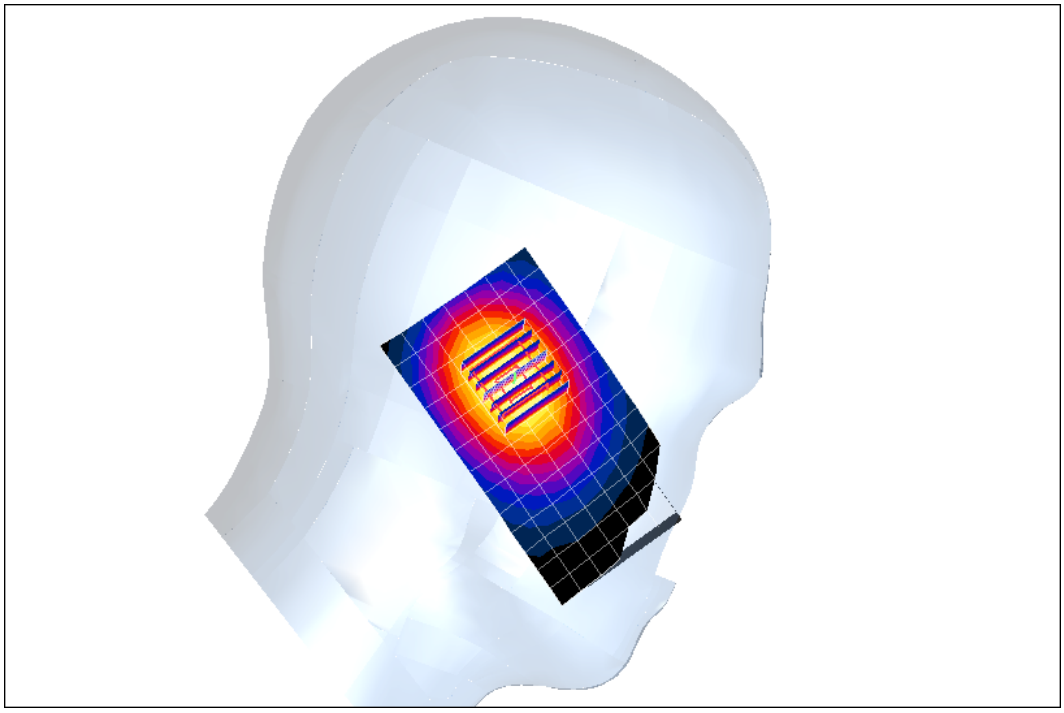

Ambient Temperature: **23 ± 1^0 C**
Tissue Temperature: **23 ± 1^0 C**
Humidity: **52% to 56%**

Test Laboratory: The name of your organization **Date: 02/01/05**
File Name: 850MHz_Left Head_15 Deg_CH251_Data 25.da4
Program Name: Job Nos.: 56S041107
Phantom section: Left Section
DUT: Sendo_Bono S321
Communication System: GSM 850
Frequency: 848.8 MHz
Duty Cycle: 1:8.3
Medium: 850MHz Head TissueMedium parameters used: σ = 0.9501; mho/m, ε_r = 43.03; ρ = 1000 kg/m^3
DASY4 Configuration:
Electronics: DAE4 Sn627 Calibrated: 21/May/2004
Phantom: SAM 12 Measurement SW: DASY4, V4.4 Build 3
Probe: EX3DV4 - SN3541 ConvF(9.64, 9.64, 9.64) Calibrated: 26/Jul/2004
Postprocessing SW: SEMCAD, V1.8 Build 130
Sensor-Surface: 4mm (Mechanical Surface Detection)

850MHz_Left Head_15 Deg_CH251_Data 25/Area Scan (8x14x1):

Measurement grid: dx=10mm, dy=10mm
Maximum value of SAR (measured) = 0.320 mW/g

850MHz_Left Head_15 Deg_CH251_Data 25/Zoom Scan (7x7x7)/Cube 0: Measurement grid: dx=5mm, dy=5mm, dz=5mm
Reference Value = 16.6 V/m; Power Drift = -0.2 dB
Peak SAR (extrapolated) = 0.386 W/kg
SAR(1 g) = 0.301 mW/g; SAR(10 g) = 0.218 mW/g
Maximum value of SAR (measured) = 0.317 mW/g

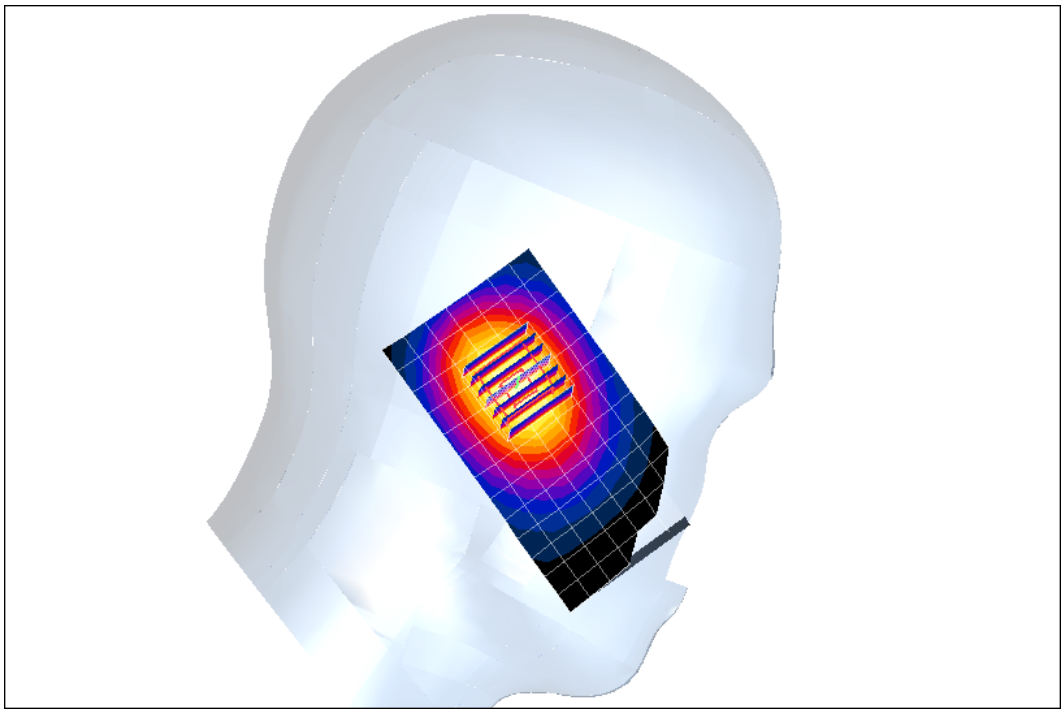

Ambient Temperature: **23 ± 1^0 C**
Tissue Temperature: **23 ± 1^0 C**
Humidity: **52% to 56%**

Test Laboratory: The name of your organization **Date: 02/01/05**
File Name: 850MHz_Right Head_0 Deg_CH128_Data 26.da4
Program Name: Job Nos.: 56S041107
Phantom section: Right Section
DUT: Sendo_Bono S321
Communication System: GSM 850
Frequency: 824.2 MHz
Duty Cycle: 1:8.3
Medium: 850MHz Head TissueMedium parameters used: σ = 0.9501; mho/m, ε_r = 43.03; ρ = 1000 kg/m^3
DASY4 Configuration:
Electronics: DAE4 Sn627 Calibrated: 21/May/2004
Phantom: SAM 12 Measurement SW: DASY4, V4.4 Build 3
Probe: EX3DV4 - SN3541 ConvF(9.64, 9.64, 9.64) Calibrated: 26/Jul/2004
Postprocessing SW: SEMCAD, V1.8 Build 130
Sensor-Surface: 4mm (Mechanical Surface Detection)

850MHz_Right Head_0 Deg_CH128_Data 26/Area Scan (8x14x1):

Measurement grid: dx=10mm, dy=10mm
Maximum value of SAR (measured) = 0.392 mW/g

850MHz_Right Head_0 Deg_CH128_Data 26/Zoom Scan (7x7x7)/Cube 0: Measurement grid: dx=5mm, dy=5mm, dz=5mm
Reference Value = 15.5 V/m; Power Drift = -0.1 dB
Peak SAR (extrapolated) = 0.488 W/kg
SAR(1 g) = 0.372 mW/g; SAR(10 g) = 0.263 mW/g
Maximum value of SAR (measured) = 0.396 mW/g



Ambient Temperature: **23 ± 1^0 C**
Tissue Temperature: **23 ± 1^0 C**
Humidity: **52% to 56%**

Test Laboratory: The name of your organization **Date: 02/01/05**
File Name: 850MHz_Right Head_0 Deg_CH189_Data 27.da4
Program Name: Job Nos.: 56S041107
Phantom section: Right Section
DUT: Sendo_Bono S321
Communication System: GSM 850
Frequency: 836.4 MHz
Duty Cycle: 1:8.3
Medium: 850MHz Head TissueMedium parameters used: σ = 0.9501; mho/m, ε_r = 43.03; ρ = 1000 kg/m^3
DASY4 Configuration:
Electronics: DAE4 Sn627 Calibrated: 21/May/2004
Phantom: SAM 12 Measurement SW: DASY4, V4.4 Build 3
Probe: EX3DV4 - SN3541 ConvF(9.64, 9.64, 9.64) Calibrated: 26/Jul/2004
Postprocessing SW: SEMCAD, V1.8 Build 130
Sensor-Surface: 4mm (Mechanical Surface Detection)

850MHz_Right Head_0 Deg_CH189_Data 27/Area Scan (8x14x1):

Measurement grid: dx=10mm, dy=10mm
Maximum value of SAR (measured) = 0.476 mW/g

850MHz_Right Head_0 Deg_CH189_Data 27/Zoom Scan (7x7x7)/Cube 0: Measurement grid: dx=5mm, dy=5mm, dz=5mm
Reference Value = 16.8 V/m; Power Drift = -0.1 dB
Peak SAR (extrapolated) = 0.588 W/kg
SAR(1 g) = 0.447 mW/g; SAR(10 g) = 0.314 mW/g
Maximum value of SAR (measured) = 0.471 mW/g

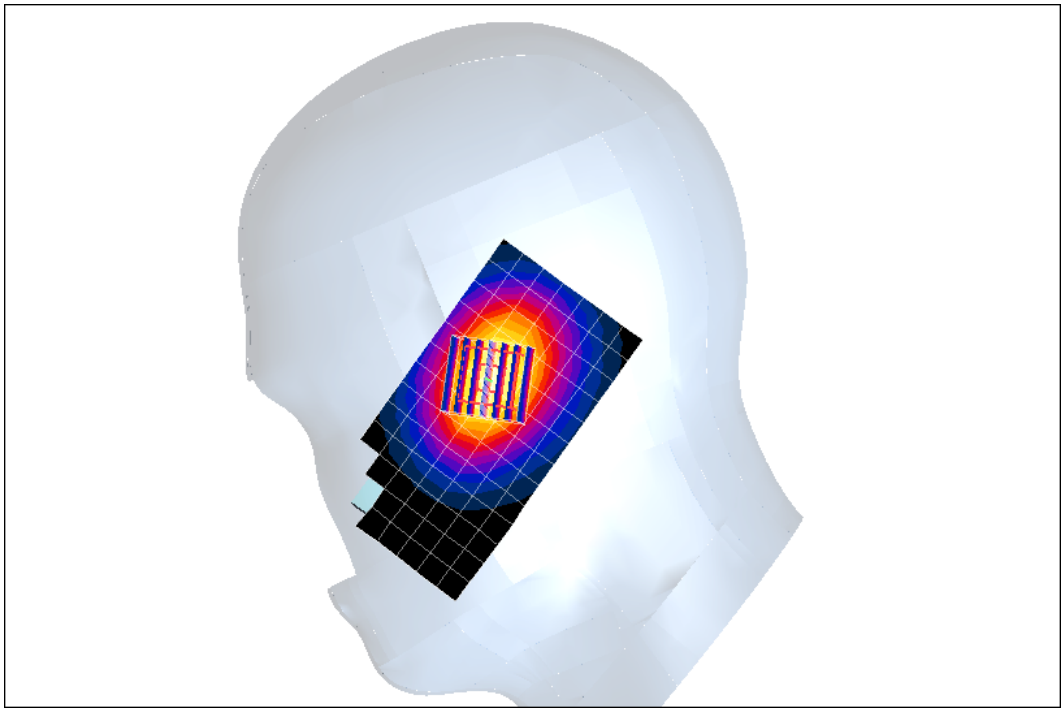

Ambient Temperature: **23 ± 1^0 C**
Tissue Temperature: **23 ± 1^0 C**
Humidity: **52% to 56%**

Test Laboratory: The name of your organization **Date: 02/01/05**
File Name: 850MHz_Right Head_0 Deg_CH251_Data 28.da4
Program Name: Job Nos.: 56S041107
Phantom section: Right Section
DUT: Sendo_Bono S321
Communication System: GSM 850
Frequency: 848.8 MHz
Duty Cycle: 1:8.3
Medium: 850MHz Head TissueMedium parameters used: σ = 0.9501; mho/m, ε_r = 43.03; ρ = 1000 kg/m^3
DASY4 Configuration:
Electronics: DAE4 Sn627 Calibrated: 21/May/2004
Phantom: SAM 12 Measurement SW: DASY4, V4.4 Build 3
Probe: EX3DV4 - SN3541 ConvF(9.64, 9.64, 9.64) Calibrated: 26/Jul/2004
Postprocessing SW: SEMCAD, V1.8 Build 130
Sensor-Surface: 4mm (Mechanical Surface Detection)

850MHz_Right Head_0 Deg_CH251_Data 28/Area Scan (8x14x1):

Measurement grid: dx=10mm, dy=10mm
Maximum value of SAR (measured) = 0.640 mW/g

850MHz_Right Head_0 Deg_CH251_Data 28/Zoom Scan (7x7x7)/Cube 0: Measurement grid: dx=5mm, dy=5mm, dz=5mm
Reference Value = 19.2 V/m; Power Drift = -0.1 dB
Peak SAR (extrapolated) = 0.786 W/kg
SAR(1 g) = 0.604 mW/g; SAR(10 g) = 0.423 mW/g
Maximum value of SAR (measured) = 0.640 mW/g

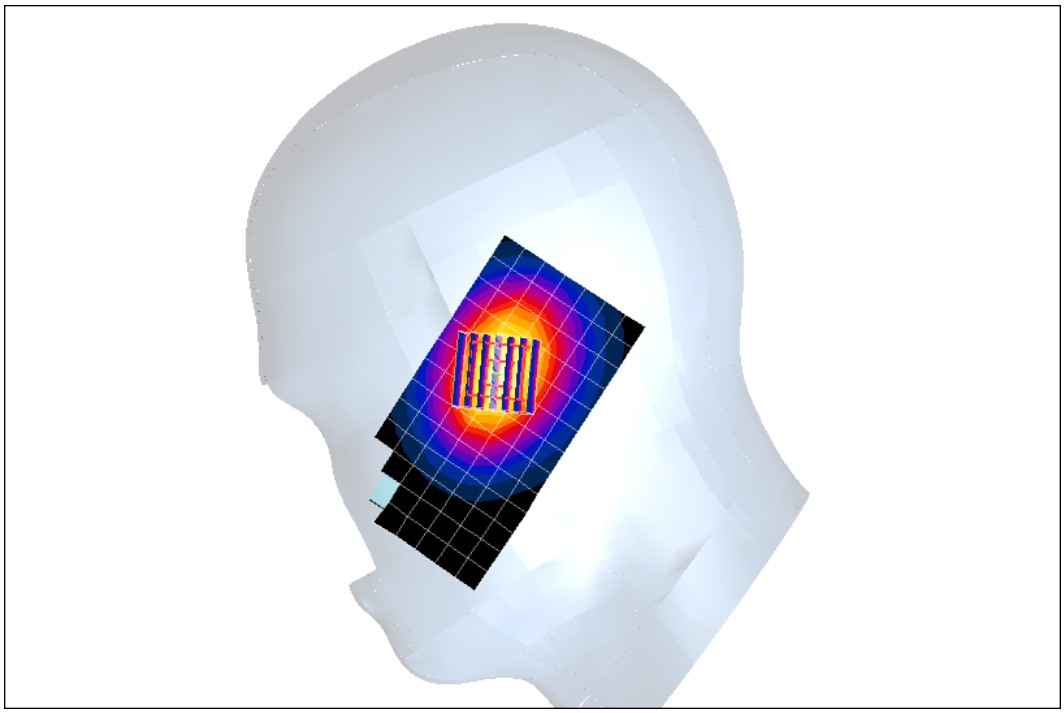

Ambient Temperature: **23 ± 1^0 C**
Tissue Temperature: **23 ± 1^0 C**
Humidity: **52% to 56%**

Test Laboratory: The name of your organization **Date: 02/01/05**
File Name: 850MHz_Right Head_15 Deg_CH128_Data 29.da4
Program Name: Job Nos.: 56S041107
Phantom section: Right Section
DUT: Sendo_Bono S321
Communication System: GSM 850
Frequency: 824.2 MHz
Duty Cycle: 1:8.3
Medium: 850MHz Head TissueMedium parameters used: σ = 0.9501; mho/m, ε_r = 43.03; ρ = 1000 kg/m^3
DASY4 Configuration:
Electronics: DAE4 Sn627 Calibrated: 21/May/2004
Phantom: SAM 12 Measurement SW: DASY4, V4.4 Build 3
Probe: EX3DV4 - SN3541 ConvF(9.64, 9.64, 9.64) Calibrated: 26/Jul/2004
Postprocessing SW: SEMCAD, V1.8 Build 130
Sensor-Surface: 4mm (Mechanical Surface Detection)

850MHz_Right Head_15 Deg_CH128_Data 29/Area Scan (8x14x1):

Measurement grid: dx=10mm, dy=10mm
Maximum value of SAR (measured) = 0.216 mW/g

850MHz_Right Head_15 Deg_CH128_Data 29/Zoom Scan (7x7x7)/Cube 0: Measurement grid: dx=5mm, dy=5mm, dz=5mm
Reference Value = 13.5 V/m; Power Drift = -0.1 dB
Peak SAR (extrapolated) = 0.255 W/kg
SAR(1 g) = 0.202 mW/g; SAR(10 g) = 0.147 mW/g
Maximum value of SAR (measured) = 0.216 mW/g

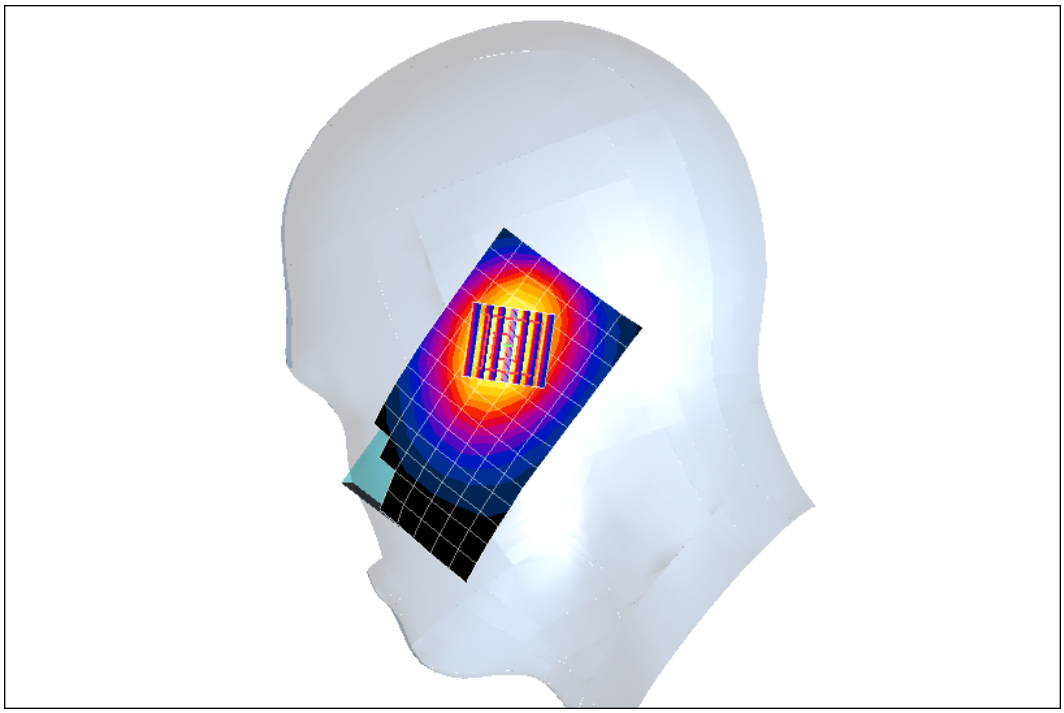

Ambient Temperature: **23 ± 1^0 C**
Tissue Temperature: **23 ± 1^0 C**
Humidity: **52% to 56%**

Test Laboratory: The name of your organization **Date: 02/01/05**
File Name: 850MHz_Right Head_15 Deg_CH189_Data 30.da4
Program Name: Job Nos.: 56S041107
Phantom section: Right Section
DUT: Sendo_Bono S321
Communication System: GSM 850
Frequency: 836.4 MHz
Duty Cycle: 1:8.3
Medium: 850MHz Head TissueMedium parameters used: σ = 0.9501; mho/m, ε_r = 43.03; ρ = 1000 kg/m^3
DASY4 Configuration:
Electronics: DAE4 Sn627 Calibrated: 21/May/2004
Phantom: SAM 12 Measurement SW: DASY4, V4.4 Build 3
Probe: EX3DV4 - SN3541 ConvF(9.64, 9.64, 9.64) Calibrated: 26/Jul/2004
Postprocessing SW: SEMCAD, V1.8 Build 130
Sensor-Surface: 4mm (Mechanical Surface Detection)

850MHz_Right Head_15 Deg_CH189_Data 30/Area Scan (8x14x1):

Measurement grid: dx=10mm, dy=10mm
Maximum value of SAR (measured) = 0.263 mW/g

850MHz_Right Head_15 Deg_CH189_Data 30/Zoom Scan (7x7x7)/Cube 0: Measurement grid: dx=5mm, dy=5mm, dz=5mm
Reference Value = 14.7 V/m; Power Drift = -0.0 dB
Peak SAR (extrapolated) = 0.320 W/kg
SAR(1 g) = 0.246 mW/g; SAR(10 g) = 0.178 mW/g
Maximum value of SAR (measured) = 0.260 mW/g

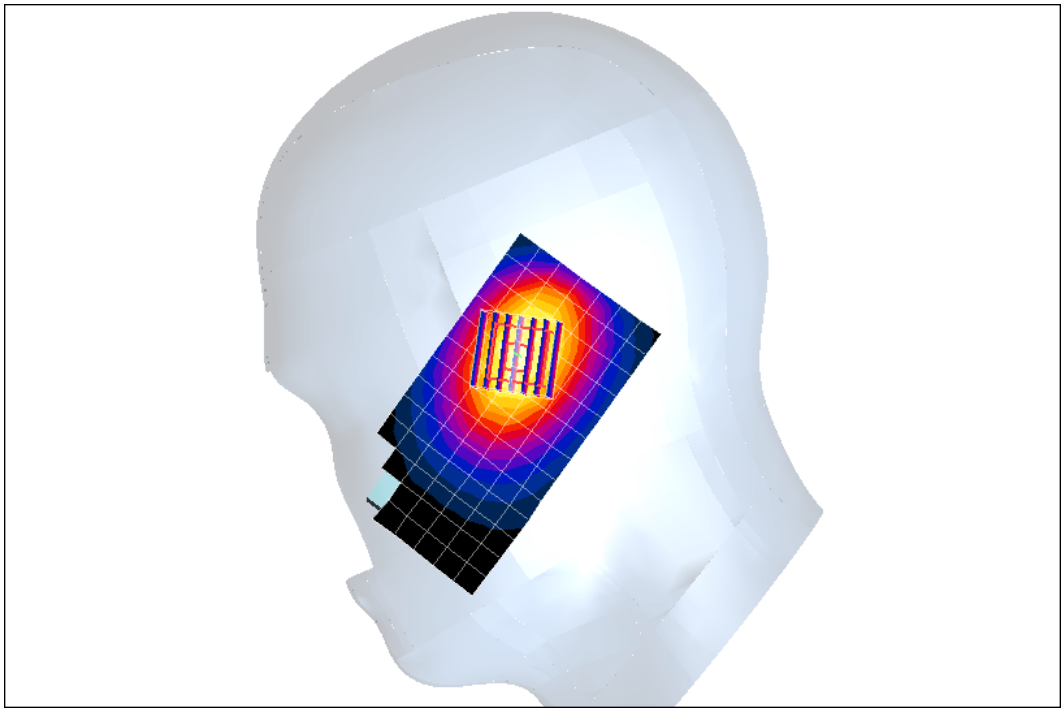

Ambient Temperature: **23 ± 1^0 C**
Tissue Temperature: **23 ± 1^0 C**
Humidity: **52% to 56%**

Test Laboratory: The name of your organization **Date: 02/01/05**
File Name: 850MHz_Right Head_15 Deg_CH251_Data 31.da4
Program Name: Job Nos.: 56S041107
Phantom section: Right Section
DUT: Sendo_Bono S321
Communication System: GSM 850
Frequency: 848.8 MHz
Duty Cycle: 1:8.3
Medium: 850MHz Head TissueMedium parameters used: σ = 0.9501; mho/m, ε_r = 43.03; ρ = 1000 kg/m^3
DASY4 Configuration:
Electronics: DAE4 Sn627 Calibrated: 21/May/2004
Phantom: SAM 12 Measurement SW: DASY4, V4.4 Build 3
Probe: EX3DV4 - SN3541 ConvF(9.64, 9.64, 9.64) Calibrated: 26/Jul/2004
Postprocessing SW: SEMCAD, V1.8 Build 130
Sensor-Surface: 4mm (Mechanical Surface Detection)

850MHz_Right Head_15 Deg_CH251_Data 31/Area Scan (8x14x1):

Measurement grid: dx=10mm, dy=10mm
Maximum value of SAR (measured) = 0.361 mW/g

850MHz_Right Head_15 Deg_CH251_Data 31/Zoom Scan (7x7x7)/Cube 0: Measurement grid: dx=5mm, dy=5mm, dz=5mm
Reference Value = 17.3 V/m; Power Drift = -0.1 dB
Peak SAR (extrapolated) = 0.441 W/kg
SAR(1 g) = 0.339 mW/g; SAR(10 g) = 0.245 mW/g
Maximum value of SAR (measured) = 0.362 mW/g

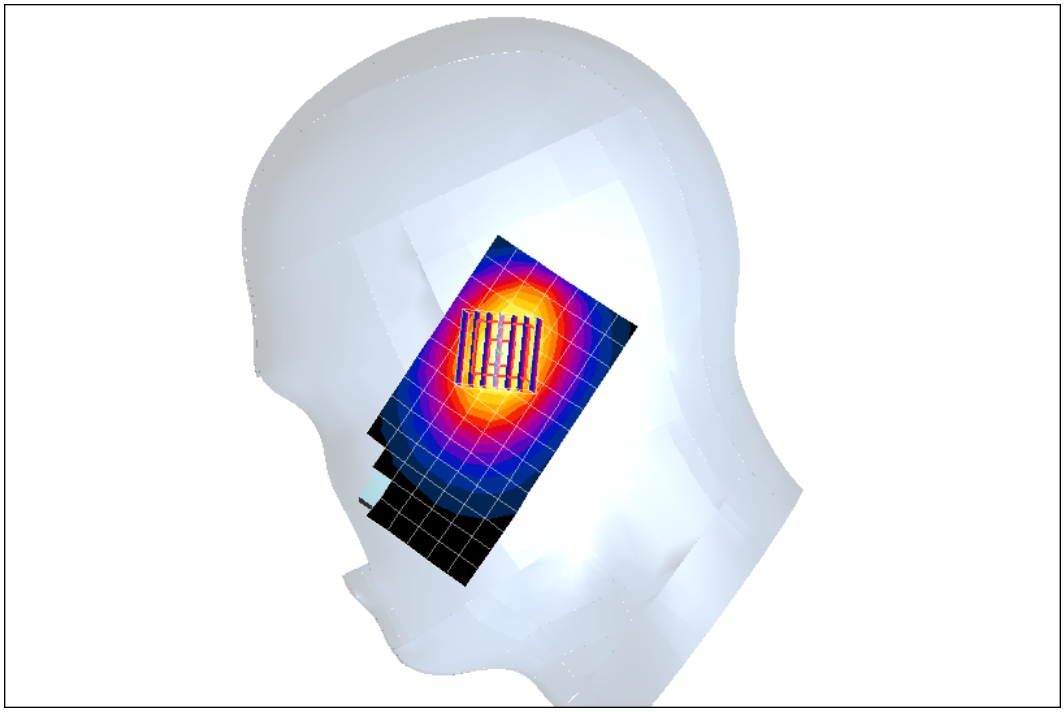

Ambient Temperature: 23 ± 1^0 C
Tissue Temperature: 23 ± 1^0 C
Humidity: 53% to 60%

Test Laboratory: The name of your organization **Date: 01/28/05**
File Name: 1900MHz_Left Head_0 Deg_CH512_Data 1.da4
Program Name: Job Nos.: 56S041107
Phantom section: Left Section
DUT: Sendo_Bono S321
Communication System: DCS 1900
Frequency: 1850.2 MHz
Duty Cycle: 1:8.3
Medium: 1900MHz Head TissueMedium parameters used: σ = 1.4412; mho/m, ε_r = 38.72; ρ = 1000 kg/m^3
DASY4 Configuration:
Electronics: DAE4 Sn627 Calibrated: 21/May/2004
Phantom: SAM 12 Measurement SW: DASY4, V4.4 Build 3
Probe: EX3DV4 - SN3541 ConvF(8.03, 8.03, 8.03) Calibrated: 26/Jul/2004
Postprocessing SW: SEMCAD, V1.8 Build 130
Sensor-Surface: 4mm (Mechanical Surface Detection)

1900MHz_Left Head_0 Deg_CH512_Data 1/Area Scan (8x14x1):

Measurement grid: dx=10mm, dy=10mm
Maximum value of SAR (measured) = 0.647 mW/g

1900MHz_Left Head_0 Deg_CH512_Data 1/Zoom Scan (7x7x7)/Cube 0:

Measurement grid: dx=5mm, dy=5mm, dz=5mm
Reference Value = 18 V/m; Power Drift = -0.0 dB
Peak SAR (extrapolated) = 0.990 W/kg
SAR(1 g) = 0.623 mW/g; SAR(10 g) = 0.353 mW/g
Maximum value of SAR (measured) = 0.693 mW/g



Ambient Temperature: 23 ± 1^0 C
Tissue Temperature: 23 ± 1^0 C
Humidity: 53% to 60%

Test Laboratory: The name of your organization **Date: 01/28/05**
File Name: 1900MHz_Left Head_0 Deg_CH661_Data 02.da4
Program Name: Job Nos.: 56S041107
Phantom section: Left Section
DUT: Sendo_Bono S321
Communication System: DCS 1900
Frequency: 1880 MHz
Duty Cycle: 1:8.3
Medium: 1900MHz Head TissueMedium parameters used: σ = 1.4412; mho/m, ε_r = 38.72; ρ = 1000 kg/m^3
DASY4 Configuration:
Electronics: DAE4 Sn627 Calibrated: 21/May/2004
Phantom: SAM 12 Measurement SW: DASY4, V4.4 Build 3
Probe: EX3DV4 - SN3541 ConvF(8.03, 8.03, 8.03) Calibrated: 26/Jul/2004
Postprocessing SW: SEMCAD, V1.8 Build 130
Sensor-Surface: 4mm (Mechanical Surface Detection)

1900MHz_Left Head_0 Deg_CH661_Data 2/Area Scan (8x14x1):

Measurement grid: dx=10mm, dy=10mm
Maximum value of SAR (measured) = 0.759 mW/g

1900MHz_Left Head_0 Deg_CH661_Data 2/Zoom Scan (7x7x7)/Cube 0:

Measurement grid: dx=5mm, dy=5mm, dz=5mm
Reference Value = 19.3 V/m; Power Drift = -0.1 dB
Peak SAR (extrapolated) = 1.13 W/kg
SAR(1 g) = 0.707 mW/g; SAR(10 g) = 0.399 mW/g
Maximum value of SAR (measured) = 0.789 mW/g

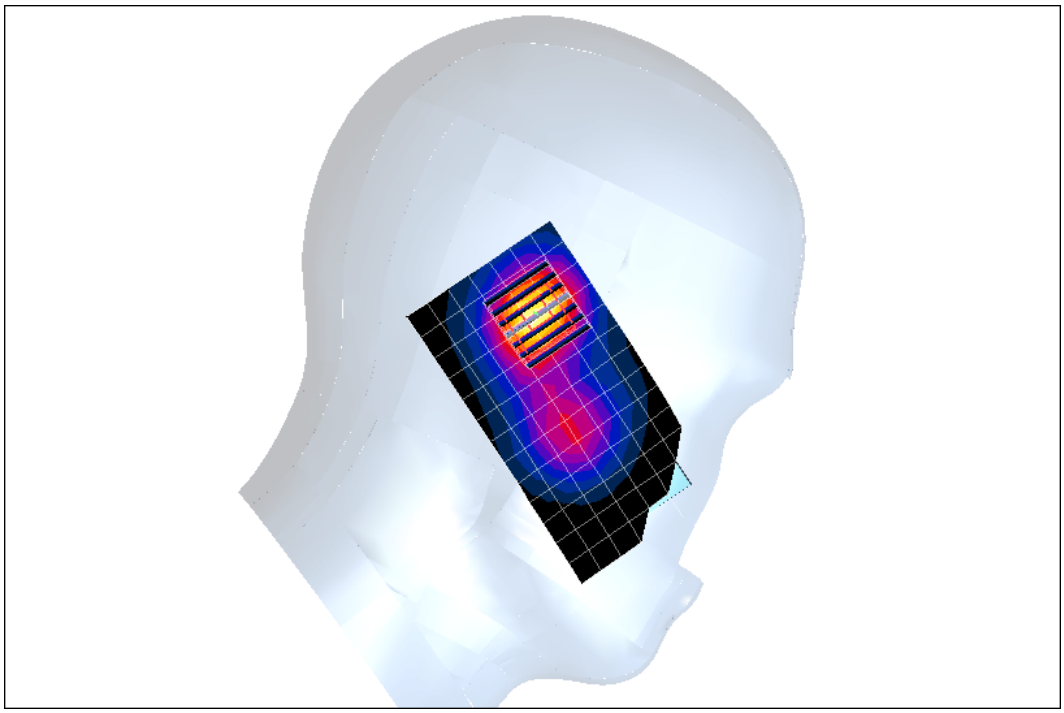

Ambient Temperature: **23 ± 1^0 C**
Tissue Temperature: **23 ± 1^0 C**
Humidity: **53% to 60%**

Test Laboratory: The name of your organization **Date: 01/28/05**
File Name: 1900MHz_Left Head_0 Deg_CH810_Data 3.da4
Program Name: Job Nos.: 56S041107
Phantom section: Left Section
DUT: Sendo_Bono S321
Communication System: DCS 1900
Frequency: 1909.8 MHz
Duty Cycle: 1:8.3
Medium: 1900MHz Head TissueMedium parameters used: σ = 1.441; mho/m, ε_r = 38.72; ρ = 1000 kg/m^3
DASY4 Configuration:
Electronics: DAE4 Sn627 Calibrated: 21/May/2004
Phantom: SAM 12 Measurement SW: DASY4, V4.4 Build 3
Probe: EX3DV4 - SN3541 ConvF(8.03, 8.03, 8.03) Calibrated: 26/Jul/2004
Postprocessing SW: SEMCAD, V1.8 Build 130
Sensor-Surface: 4mm (Mechanical Surface Detection)

1900MHz_Left Head_0 Deg_CH810_Data 3/Area Scan (8x14x1):

Measurement grid: dx=10mm, dy=10mm
Maximum value of SAR (measured) = 0.955 mW/g

1900MHz_Left Head_0 Deg_CH810_Data 3/Zoom Scan (7x7x7)/Cube 0:

Measurement grid: dx=5mm, dy=5mm, dz=5mm
Reference Value = 19.1 V/m; Power Drift = -0.0 dB
Peak SAR (extrapolated) = 1.43 W/kg
SAR(1 g) = 0.901 mW/g; SAR(10 g) = 0.505 mW/g
Maximum value of SAR (measured) = 1.01 mW/g

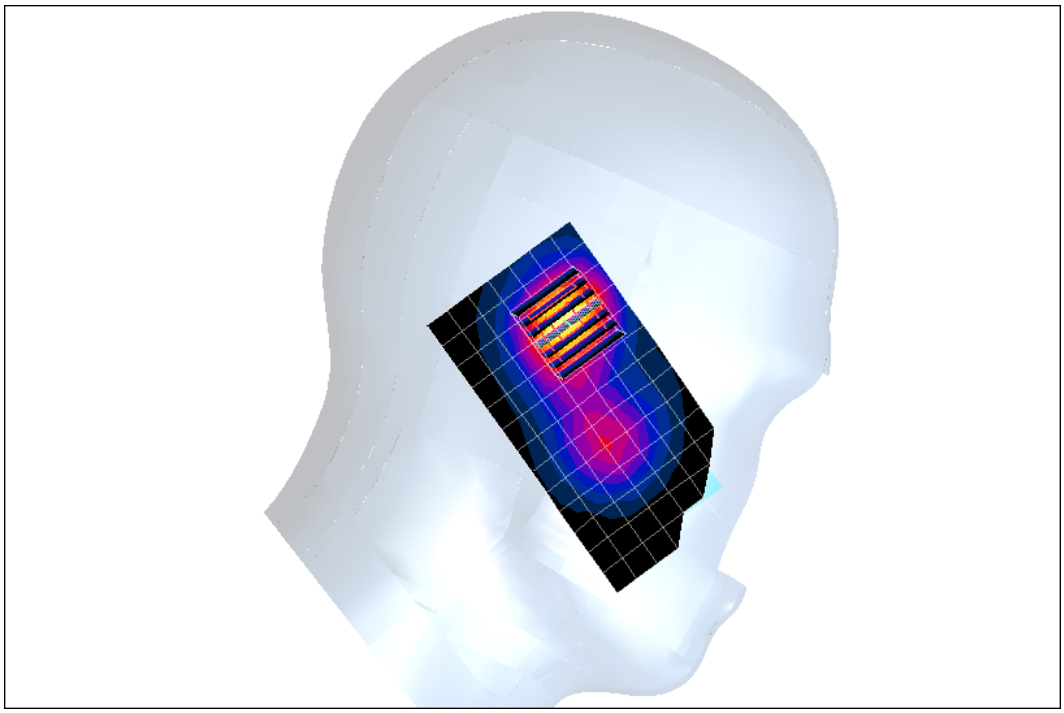

Ambient Temperature: **23 ± 1^0 C**
Tissue Temperature: **23 ± 1^0 C**
Humidity: **53% to 60%**

Test Laboratory: The name of your organization **Date: 01/28/05**
File Name: 1900MHz_Left Head_15 Deg_CH512_Data 4.da4
Program Name: Job Nos.: 56S041107
Phantom section: Left Section
DUT: Sendo_Bono S321
Communication System: DCS 1900
Frequency: 1850.2 MHz
Duty Cycle: 1:8.3
Medium: 1900MHz Head TissueMedium parameters used: σ = 1.4412; mho/m, ε_r = 38.72; ρ = 1000 kg/m^3
DASY4 Configuration:
Electronics: DAE4 Sn627 Calibrated: 21/May/2004
Phantom: SAM 12 Measurement SW: DASY4, V4.4 Build 3
Probe: EX3DV4 - SN3541 ConvF(8.03, 8.03, 8.03) Calibrated: 26/Jul/2004
Postprocessing SW: SEMCAD, V1.8 Build 130
Sensor-Surface: 4mm (Mechanical Surface Detection)

1900MHz_Left Head_15 Deg_CH512_Data 4/Area Scan (8x14x1):

Measurement grid: dx=10mm, dy=10mm
Maximum value of SAR (measured) = 0.594 mW/g

1900MHz_Left Head_15 Deg_CH512_Data 4/Zoom Scan (7x7x7)/Cube 0: Measurement grid: dx=5mm, dy=5mm, dz=5mm
Reference Value = 18.5 V/m; Power Drift = -0.2 dB
Peak SAR (extrapolated) = 0.926 W/kg
SAR(1 g) = 0.582 mW/g; SAR(10 g) = 0.324 mW/g
Maximum value of SAR (measured) = 0.650 mW/g

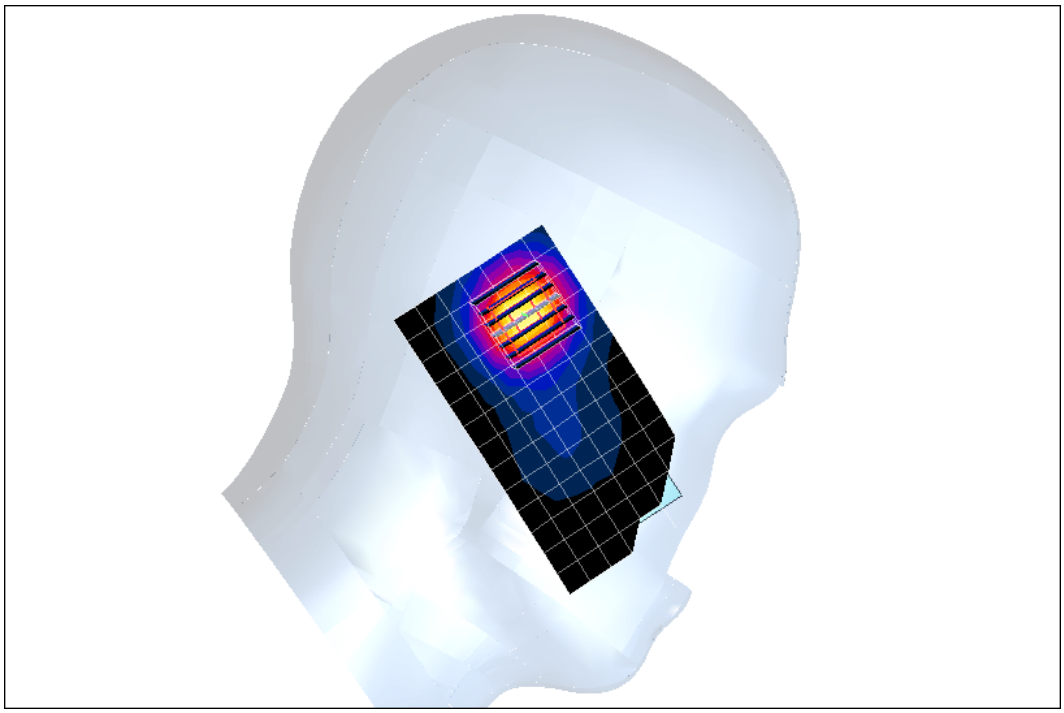

Ambient Temperature: **23 ± 1^0 C**
Tissue Temperature: **23 ± 1^0 C**
Humidity: **53% to 60%**

Test Laboratory: The name of your organization **Date: 01/28/05**
File Name: 1900MHz_Left Head_15 Deg_CH661_Data 5.da4
Program Name: Job Nos.: 56S041107
Phantom section: Left Section
DUT: Sendo_Bono S321
Communication System: DCS 1900
Frequency: 1880 MHz
Duty Cycle: 1:8.3
Medium: 1900MHz Head TissueMedium parameters used: σ = 1.4412; mho/m, ε_r = 38.72; ρ = 1000 kg/m^3
DASY4 Configuration:
Electronics: DAE4 Sn627 Calibrated: 21/May/2004
Phantom: SAM 12 Measurement SW: DASY4, V4.4 Build 3
Probe: EX3DV4 - SN3541 ConvF(8.03, 8.03, 8.03) Calibrated: 26/Jul/2004
Postprocessing SW: SEMCAD, V1.8 Build 130
Sensor-Surface: 4mm (Mechanical Surface Detection)

1900MHz_Left Head_15 Deg_CH661_Data 5/Area Scan (8x14x1):

Measurement grid: dx=10mm, dy=10mm
Maximum value of SAR (measured) = 0.694 mW/g

1900MHz_Left Head_15 Deg_CH661_Data 5/Zoom Scan (7x7x7)/Cube 0: Measurement grid: dx=5mm, dy=5mm, dz=5mm
Reference Value = 20 V/m; Power Drift = -0.1 dB
Peak SAR (extrapolated) = 1.12 W/kg
SAR(1 g) = 0.689 mW/g; SAR(10 g) = 0.379 mW/g
Maximum value of SAR (measured) = 0.774 mW/g



Ambient Temperature: **23 ± 1^0 C**
Tissue Temperature: **23 ± 1^0 C**
Humidity: **53% to 60%**

Test Laboratory: The name of your organization **Date: 01/28/05**
File Name: 1900MHz_Left Head_15 Deg_CH810_Data 6.da4
Program Name: Job Nos.: 56S041107
Phantom section: Left Section
DUT: Sendo_Bono S321
Communication System: DCS 1900
Frequency: 1909.8 MHz
Duty Cycle: 1:8.3
Medium: 1900MHz Head TissueMedium parameters used: σ = 1.441; mho/m, ε_r = 38.72; ρ = 1000 kg/m^3
DASY4 Configuration:
Electronics: DAE4 Sn627 Calibrated: 21/May/2004
Phantom: SAM 12 Measurement SW: DASY4, V4.4 Build 3
Probe: EX3DV4 - SN3541 ConvF(8.03, 8.03, 8.03) Calibrated: 26/Jul/2004
Postprocessing SW: SEMCAD, V1.8 Build 130
Sensor-Surface: 4mm (Mechanical Surface Detection)

1900MHz_Left Head_15 Deg_CH810_Data 6/Area Scan (8x14x1):

Measurement grid: dx=10mm, dy=10mm
Maximum value of SAR (measured) = 0.935 mW/g

1900MHz_Left Head_15 Deg_CH810_Data 6/Zoom Scan (7x7x7)/Cube 0: Measurement grid: dx=5mm, dy=5mm, dz=5mm
Reference Value = 23.4 V/m; Power Drift = -0.1 dB
Peak SAR (extrapolated) = 1.52 W/kg
SAR(1 g) = 0.931 mW/g; SAR(10 g) = 0.508 mW/g
Maximum value of SAR (measured) = 1.05 mW/g



Ambient Temperature: **23 ± 1^0 C**
Tissue Temperature: **23 ± 1^0 C**
Humidity: **53% to 60%**

Test Laboratory: The name of your organization **Date: 01/28/05**
File Name: 1900MHz_Right Head_0 Deg_CH512_Data 7.da4
Program Name: Job Nos.: 56S041107
Phantom section: Right Section
DUT: Sendo_Bono S321
Communication System: DCS 1900
Frequency: 1850.2 MHz
Duty Cycle: 1:8.3
Medium: 1900MHz Head TissueMedium parameters used: σ = 1.4412; mho/m, ε_r = 38.72; ρ = 1000 kg/m^3
DASY4 Configuration:
Electronics: DAE4 Sn627 Calibrated: 21/May/2004
Phantom: SAM 12 Measurement SW: DASY4, V4.4 Build 3
Probe: EX3DV4 - SN3541 ConvF(8.03, 8.03, 8.03) Calibrated: 26/Jul/2004
Postprocessing SW: SEMCAD, V1.8 Build 130
Sensor-Surface: 4mm (Mechanical Surface Detection)

1900MHz_Right Head_0 Deg_CH512_Data 7/Area Scan (8x14x1):

Measurement grid: dx=10mm, dy=10mm
Maximum value of SAR (measured) = 0.556 mW/g

1900MHz_Right Head_0 Deg_CH512_Data 7/Zoom Scan (7x7x7)/Cube 0: Measurement grid: dx=5mm, dy=5mm, dz=5mm
Reference Value = 19.7 V/m; Power Drift = -0.1 dB
Peak SAR (extrapolated) = 0.792 W/kg
SAR(1 g) = 0.536 mW/g; SAR(10 g) = 0.321 mW/g
Maximum value of SAR (measured) = 0.588 mW/g



Ambient Temperature: **23 ± 1^0 C**
Tissue Temperature: **23 ± 1^0 C**
Humidity: **53% to 60%**

Test Laboratory: The name of your organization **Date: 01/28/05**
File Name: 1900MHz_Right Head_0 Deg_CH661_Data 8.da4
Program Name: Job Nos.: 56S041107
Phantom section: Right Section
DUT: Sendo_Bono S321
Communication System: DCS 1900
Frequency: 1880 MHz
Duty Cycle: 1:8.3
Medium: 1900MHz Head TissueMedium parameters used: σ = 1.4412; mho/m, ε_r = 38.72; ρ = 1000 kg/m^3
DASY4 Configuration:
Electronics: DAE4 Sn627 Calibrated: 21/May/2004
Phantom: SAM 12 Measurement SW: DASY4, V4.4 Build 3
Probe: EX3DV4 - SN3541 ConvF(8.03, 8.03, 8.03) Calibrated: 26/Jul/2004
Postprocessing SW: SEMCAD, V1.8 Build 130
Sensor-Surface: 4mm (Mechanical Surface Detection)

1900MHz_Right Head_0 Deg_CH661_Data 8/Area Scan (8x14x1):

Measurement grid: dx=10mm, dy=10mm
Maximum value of SAR (measured) = 0.636 mW/g

1900MHz_Right Head_0 Deg_CH661_Data 8/Zoom Scan (7x7x7)/Cube 0: Measurement grid: dx=5mm, dy=5mm, dz=5mm
Reference Value = 21.2 V/m; Power Drift = -0.1 dB
Peak SAR (extrapolated) = 0.936 W/kg
SAR(1 g) = 0.617 mW/g; SAR(10 g) = 0.367 mW/g
Maximum value of SAR (measured) = 0.675 mW/g

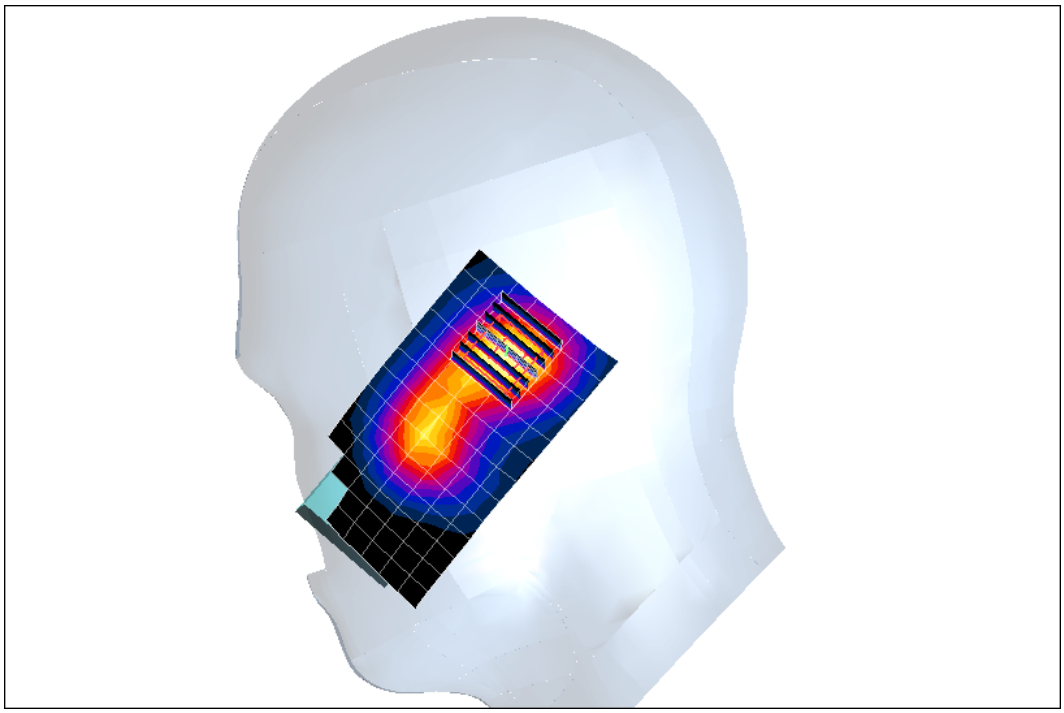

Ambient Temperature: **23 ± 1^0 C**
Tissue Temperature: **23 ± 1^0 C**
Humidity: **53% to 60%**

Test Laboratory: The name of your organization **Date: 01/28/05**
File Name: 1900MHz_Right Head_0 Deg_CH810_Data 9.da4
Program Name: Job Nos.: 56S041107
Phantom section: Right Section
DUT: Sendo_Bono S321
Communication System: DCS 1900
Frequency: 1909.8 MHz
Duty Cycle: 1:8.3
Medium: 1900MHz Head TissueMedium parameters used: σ = 1.441; mho/m, ε_r = 38.72; ρ = 1000 kg/m^3
DASY4 Configuration:
Electronics: DAE4 Sn627 Calibrated: 21/May/2004
Phantom: SAM 12 Measurement SW: DASY4, V4.4 Build 3
Probe: EX3DV4 - SN3541 ConvF(8.03, 8.03, 8.03) Calibrated: 26/Jul/2004
Postprocessing SW: SEMCAD, V1.8 Build 130
Sensor-Surface: 4mm (Mechanical Surface Detection)

1900MHz_Right Head_0 Deg_CH810_Data 9/Area Scan (8x14x1):

Measurement grid: dx=10mm, dy=10mm
Maximum value of SAR (measured) = 0.778 mW/g

1900MHz_Right Head_0 Deg_CH810_Data 9/Zoom Scan (7x7x7)/Cube 0: Measurement grid: dx=5mm, dy=5mm, dz=5mm
Reference Value = 23.4 V/m; Power Drift = -0.1 dB
Peak SAR (extrapolated) = 1.13 W/kg
SAR(1 g) = 0.747 mW/g; SAR(10 g) = 0.443 mW/g
Maximum value of SAR (measured) = 0.820 mW/g

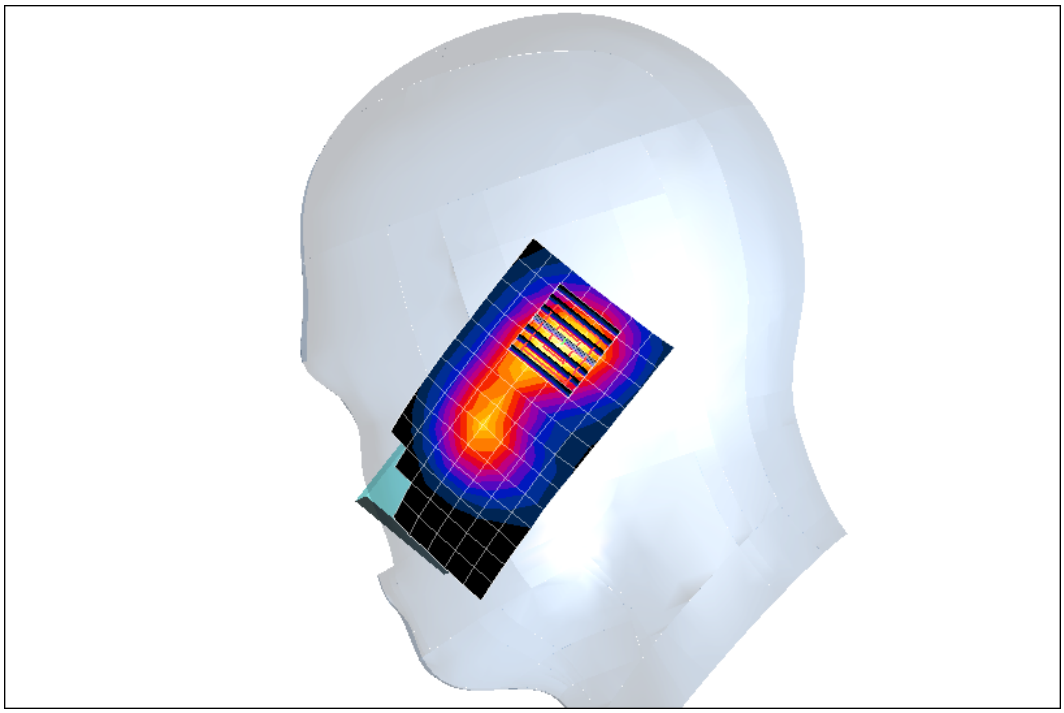

Ambient Temperature: 23 ± 1^0 C
Tissue Temperature: 23 ± 1^0 C
Humidity: 53% to 60%

Test Laboratory: Telecom & EMC Testing Group **Date: 01/28/05**
File Name: 1900MHz_Right Head_15 Deg_CH512_Data 10.da4
Program Name: Job Nos.: 56S041107
Phantom section: Right Section
DUT: Sendo_Bono S321
Communication System: DCS 1900
Frequency: 1850.2 MHz
Duty Cycle: 1:8.3
Medium: 1900MHz Head TissueMedium parameters used: σ = 1.4412; mho/m, ε_r = 38.72; ρ = 1000 kg/m^3
DASY4 Configuration:
Electronics: DAE4 Sn627 Calibrated: 21/May/2004
Phantom: SAM 12 Measurement SW: DASY4, V4.4 Build 3
Probe: EX3DV4 - SN3541 ConvF(8.03, 8.03, 8.03) Calibrated: 26/Jul/2004
Postprocessing SW: SEMCAD, V1.8 Build 130
Sensor-Surface: 4mm (Mechanical Surface Detection)

1900MHz_Right Head_15 Deg_CH512_Data 10/Area Scan (8x14x1):

Measurement grid: dx=10mm, dy=10mm
Maximum value of SAR (measured) = 0.539 mW/g

1900MHz_Right Head_15 Deg_CH512_Data 10/Zoom Scan (7x7x7)/Cube 0: Measurement grid: dx=5mm, dy=5mm, dz=5mm
Reference Value = 19.2 V/m; Power Drift = -0.0 dB
Peak SAR (extrapolated) = 0.755 W/kg
SAR(1 g) = 0.496 mW/g; SAR(10 g) = 0.296 mW/g
Maximum value of SAR (measured) = 0.550 mW/g

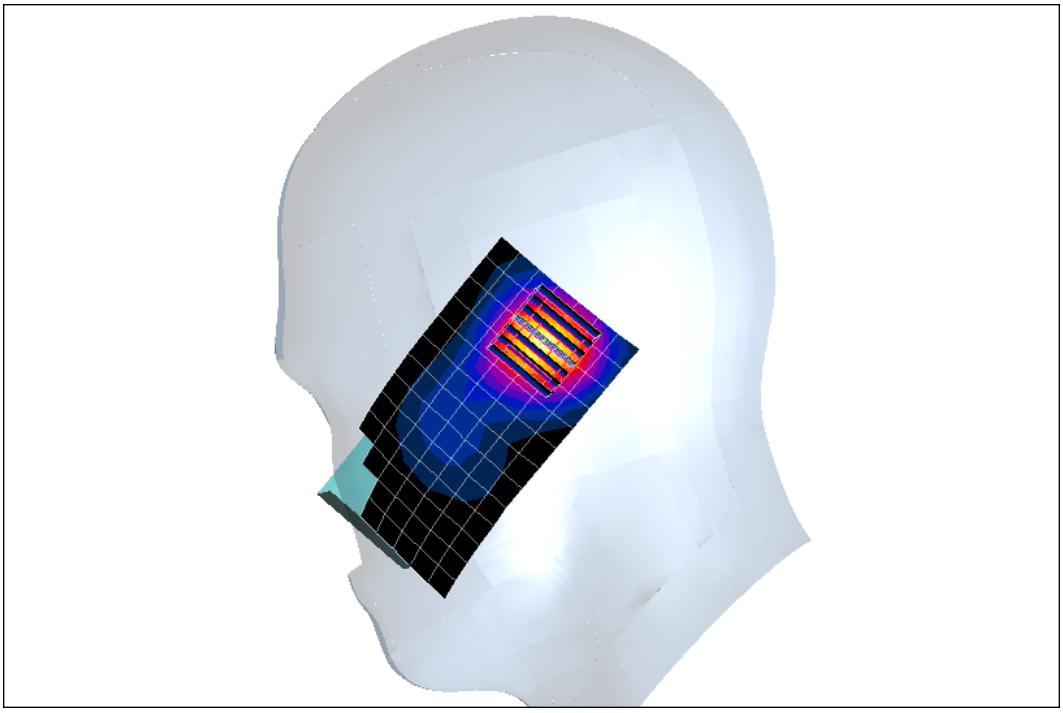

Ambient Temperature: **23 ± 1^0 C**
Tissue Temperature: **23 ± 1^0 C**
Humidity: **53% to 60%**

Test Laboratory: The name of your organization **Date: 01/28/05**
File Name: 1900MHz_Right Head_15 Deg_CH661_Data 11.da4
Program Name: Job Nos.: 56S041107
Phantom section: Right Section
DUT: Sendo_Bono S321
Communication System: DCS 1900
Frequency: 1880 MHz
Duty Cycle: 1:8.3
Medium: 1900MHz Head TissueMedium parameters used: σ = 1.4412; mho/m, ε_r = 38.72; ρ = 1000 kg/m^3
DASY4 Configuration:
Electronics: DAE4 Sn627 Calibrated: 21/May/2004
Phantom: SAM 12 Measurement SW: DASY4, V4.4 Build 3
Probe: EX3DV4 - SN3541 ConvF(8.03, 8.03, 8.03) Calibrated: 26/Jul/2004
Postprocessing SW: SEMCAD, V1.8 Build 130
Sensor-Surface: 4mm (Mechanical Surface Detection)

1900MHz_Right Head_15 Deg_CH661_Data 11/Area Scan (8x14x1):

Measurement grid: dx=10mm, dy=10mm
Maximum value of SAR (measured) = 0.648 mW/g

1900MHz_Right Head_15 Deg_CH661_Data 11/Zoom Scan (7x7x7)/Cube 0: Measurement grid: dx=5mm, dy=5mm, dz=5mm
Reference Value = 20.9 V/m; Power Drift = -0.0 dB
Peak SAR (extrapolated) = 0.908 W/kg
SAR(1 g) = 0.584 mW/g; SAR(10 g) = 0.337 mW/g
Maximum value of SAR (measured) = 0.646 mW/g



Ambient Temperature: **23 ± 1^0 C**
Tissue Temperature: **23 ± 1^0 C**
Humidity: **53% to 60%**

Test Laboratory: The name of your organization **Date: 01/28/05**
File Name: 1900MHz_Right Head_15 Deg_CH810_Data 12.da4
Program Name: Job Nos.: 56S041107
Phantom section: Right Section
DUT: Sendo_Bono S321
Communication System: DCS 1900
Frequency: 1909.8 MHz
Duty Cycle: 1:8.3
Medium: 1900MHz Head TissueMedium parameters used: σ = 1.441; mho/m, ε_r = 38.72; ρ = 1000 kg/m^3
DASY4 Configuration:
Electronics: DAE4 Sn627 Calibrated: 21/May/2004
Phantom: SAM 12 Measurement SW: DASY4, V4.4 Build 3
Probe: EX3DV4 - SN3541 ConvF(8.03, 8.03, 8.03) Calibrated: 26/Jul/2004
Postprocessing SW: SEMCAD, V1.8 Build 130
Sensor-Surface: 4mm (Mechanical Surface Detection)

1900MHz_Right Head_15 Deg_CH810_Data 12/Area Scan (8x14x1):

Measurement grid: dx=10mm, dy=10mm
Maximum value of SAR (measured) = 0.837 mW/g

1900MHz_Right Head_15 Deg_CH810_Data 12/Zoom Scan (7x7x7)/Cube 0: Measurement grid: dx=5mm, dy=5mm, dz=5mm
Reference Value = 23.7 V/m; Power Drift = -0.0 dB
Peak SAR (extrapolated) = 1.23 W/kg
SAR(1 g) = 0.756 mW/g; SAR(10 g) = 0.430 mW/g
Maximum value of SAR (measured) = 0.838 mW/g



Ambient Temperature: **23 ± 1^0 C**
Tissue Temperature: **23 ± 1^0 C**
Humidity: **55% to 59%**

Test Laboratory: The name of your organization **Date: 02/02/05**
File Name: 850MHz_EUT Front Touched Phantom_Ch 128_Data 32.da4
Program Name: Job Nos.: 56S041107
Phantom section: Flat Section
DUT: Sendo_Bono S321
Communication System: GSM 850
Frequency: 824.2 MHz
Duty Cycle: 1:8.3
Medium: 850MHz Body TissueMedium parameters used: σ = 0.9931; mho/m, ε_r = 55.31; ρ = 1000 kg/m^3
DASY4 Configuration:
Electronics: DAE4 Sn627 Calibrated: 21/May/2004
Phantom: SAM 12 Measurement SW: DASY4, V4.4 Build 3
Probe: EX3DV4 - SN3541 ConvF(9.61, 9.61, 9.61) Calibrated: 26/Jul/2004
Postprocessing SW: SEMCAD, V1.8 Build 130
Sensor-Surface: 4mm (Mechanical Surface Detection)

850MHz_EUT Front Touched Phantom_Ch 128_Data 32/Area Scan (7x15x1):

Measurement grid: dx=10mm, dy=10mm
Maximum value of SAR (measured) = 0.369 mW/g

850MHz_EUT Front Touched Phantom_Ch 128_Data 32/Zoom Scan (7x7x7)/Cube 0:

Measurement grid: dx=5mm, dy=5mm, dz=5mm
Reference Value = 19.4 V/m; Power Drift = 0.0 dB
Peak SAR (extrapolated) = 0.470 W/kg
SAR(1 g) = 0.361 mW/g; SAR(10 g) = 0.259 mW/g
Maximum value of SAR (measured) = 0.384 mW/g

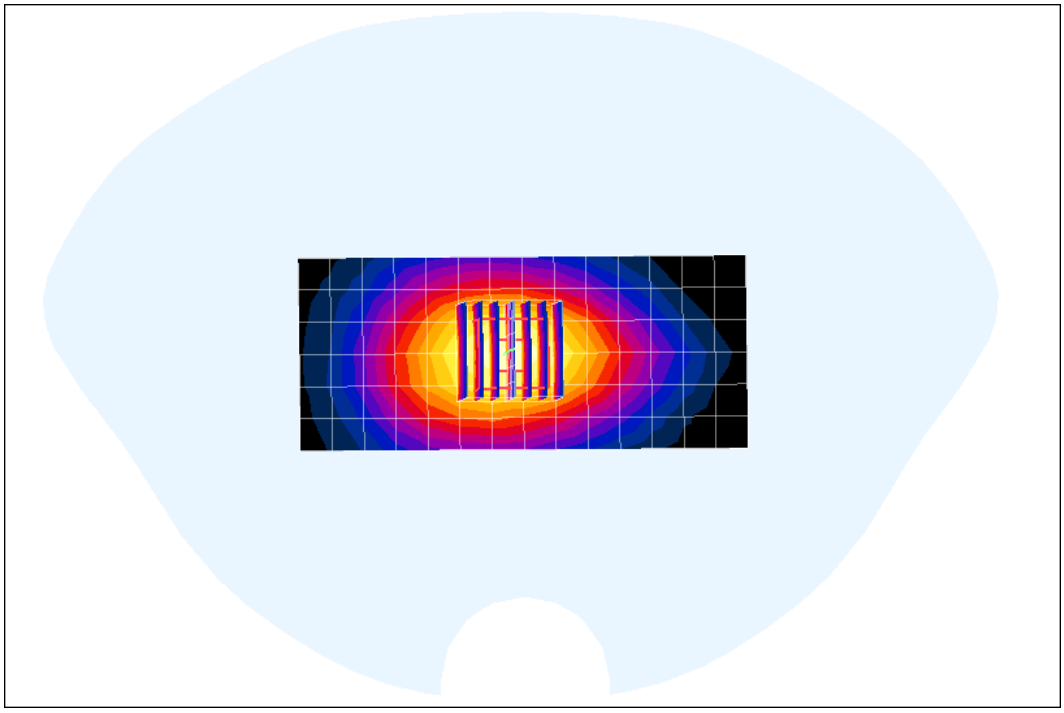

Ambient Temperature: 23 ± 1^0 C
Tissue Temperature: 23 ± 1^0 C
Humidity: 55% to 59%

Test Laboratory: The name of your organization **Date: 02/02/05**
File Name: 850MHz_EUT Front Touched Phantom_Ch 189_Data 33.da4
Program Name: Job Nos.: 56S041107
Phantom section: Flat Section
DUT: Sendo_Bono S321
Communication System: GSM 850
Frequency: 836.4 MHz
Duty Cycle: 1:8.3
Medium: 850MHz Body TissueMedium parameters used: σ = 0.9931; mho/m, ε_r = 55.31; ρ = 1000 kg/m^3
DASY4 Configuration:
Electronics: DAE4 Sn627 Calibrated: 21/May/2004
Phantom: SAM 12 Measurement SW: DASY4, V4.4 Build 3
Probe: EX3DV4 - SN3541 ConvF(9.61, 9.61, 9.61) Calibrated: 26/Jul/2004
Postprocessing SW: SEMCAD, V1.8 Build 130
Sensor-Surface: 4mm (Mechanical Surface Detection)

850MHz_EUT Front Touched Phantom_Ch 189_Data 33/Area Scan (7x15x1): Measurement grid: dx=10mm, dy=10mm
Maximum value of SAR (measured) = 0.454 mW/g

850MHz_EUT Front Touched Phantom_Ch 189_Data 33/Zoom Scan (7x7x7)/Cube 0:
Measurement grid: dx=5mm, dy=5mm, dz=5mm
Reference Value = 21.4 V/m; Power Drift = -0.1 dB
Peak SAR (extrapolated) = 0.541 W/kg
SAR(1 g) = 0.423 mW/g; SAR(10 g) = 0.306 mW/g
Maximum value of SAR (measured) = 0.453 mW/g

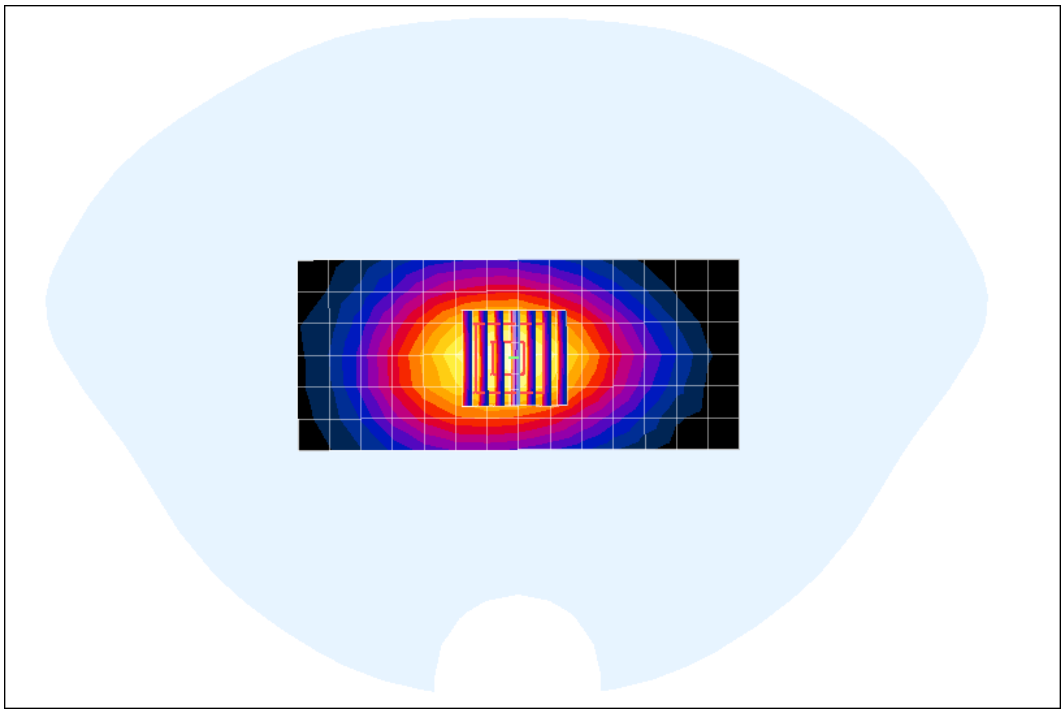

Ambient Temperature: **23 ± 1^0 C**
Tissue Temperature: **23 ± 1^0 C**
Humidity: **55% to 59%**

Test Laboratory: The name of your organization **Date: 02/02/05**
File Name: 850MHz_EUT Front Touched Phantom_Ch 251_Data 34.da4
Program Name: Job Nos.: 56S041107
Phantom section: Flat Section
DUT: Sendo_Bono S321
Communication System: GSM 850
Frequency: 848.8 MHz
Duty Cycle: 1:8.3
Medium: 850MHz Body TissueMedium parameters used: σ = 0.9931; mho/m, ε_r = 55.31; ρ = 1000 kg/m^3
DASY4 Configuration:
Electronics: DAE4 Sn627 Calibrated: 21/May/2004
Phantom: SAM 12 Measurement SW: DASY4, V4.4 Build 3
Probe: EX3DV4 - SN3541 ConvF(9.61, 9.61, 9.61) Calibrated: 26/Jul/2004
Postprocessing SW: SEMCAD, V1.8 Build 130
Sensor-Surface: 4mm (Mechanical Surface Detection)

850MHz_EUT Front Touched Phantom_Ch 251_Data 34/Area Scan (7x15x1):

Measurement grid: dx=10mm, dy=10mm
Maximum value of SAR (measured) = 0.538 mW/g

850MHz_EUT Front Touched Phantom_Ch 251_Data 34/Zoom Scan (7x7x7)/Cube 0:

Measurement grid: dx=5mm, dy=5mm, dz=5mm
Reference Value = 23.5 V/m; Power Drift = -0.1 dB
Peak SAR (extrapolated) = 0.644 W/kg
SAR(1 g) = 0.507 mW/g; SAR(10 g) = 0.365 mW/g
Maximum value of SAR (measured) = 0.543 mW/g

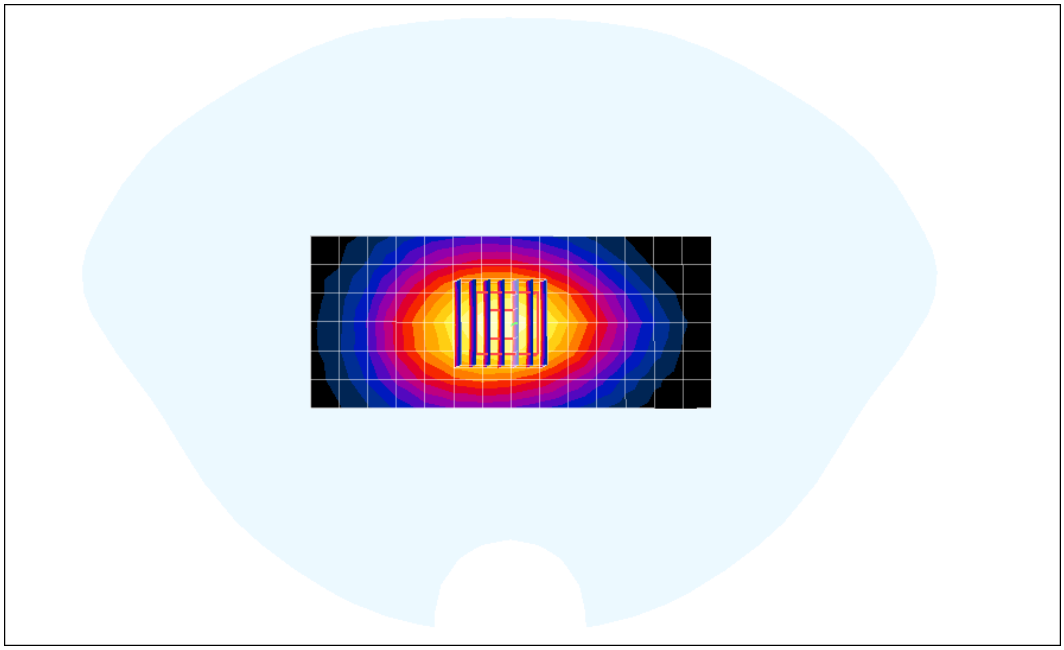

Ambient Temperature: **23 ± 1^0 C**
Tissue Temperature: **23 ± 1^0 C**
Humidity: **55% to 59%**

Test Laboratory: The name of your organization **Date: 02/02/05**
File Name: 850MHz_EUT Rear with belt clip_Ch 128_Data 35.da4
Program Name: Job Nos.: 56S041107
Phantom section: Flat Section
DUT: Sendo_Bono S321
Communication System: GSM 850
Frequency: 824.2 MHz
Duty Cycle: 1:8.3
Medium: 850MHz Body TissueMedium parameters used: σ = 0.9931; mho/m, ε_r = 55.31; ρ = 1000 kg/m^3
DASY4 Configuration:
Electronics: DAE4 Sn627 Calibrated: 21/May/2004
Phantom: SAM 12 Measurement SW: DASY4, V4.4 Build 3
Probe: EX3DV4 - SN3541 ConvF(9.61, 9.61, 9.61) Calibrated: 26/Jul/2004
Postprocessing SW: SEMCAD, V1.8 Build 130
Sensor-Surface: 4mm (Mechanical Surface Detection)

850MHz_EUT Rear with belt clip_Ch 128_Data 35/Area Scan (7x15x1):

Measurement grid: dx=10mm, dy=10mm
Maximum value of SAR (measured) = 0.193 mW/g

850MHz_EUT Rear with belt clip_Ch 128_Data 35/Zoom Scan (7x7x7)/Cube 0:

Measurement grid: dx=5mm, dy=5mm, dz=5mm
Reference Value = 12.9 V/m; Power Drift = -0.0 dB
Peak SAR (extrapolated) = 0.250 W/kg
SAR(1 g) = 0.184 mW/g; SAR(10 g) = 0.134 mW/g
Maximum value of SAR (measured) = 0.196 mW/g

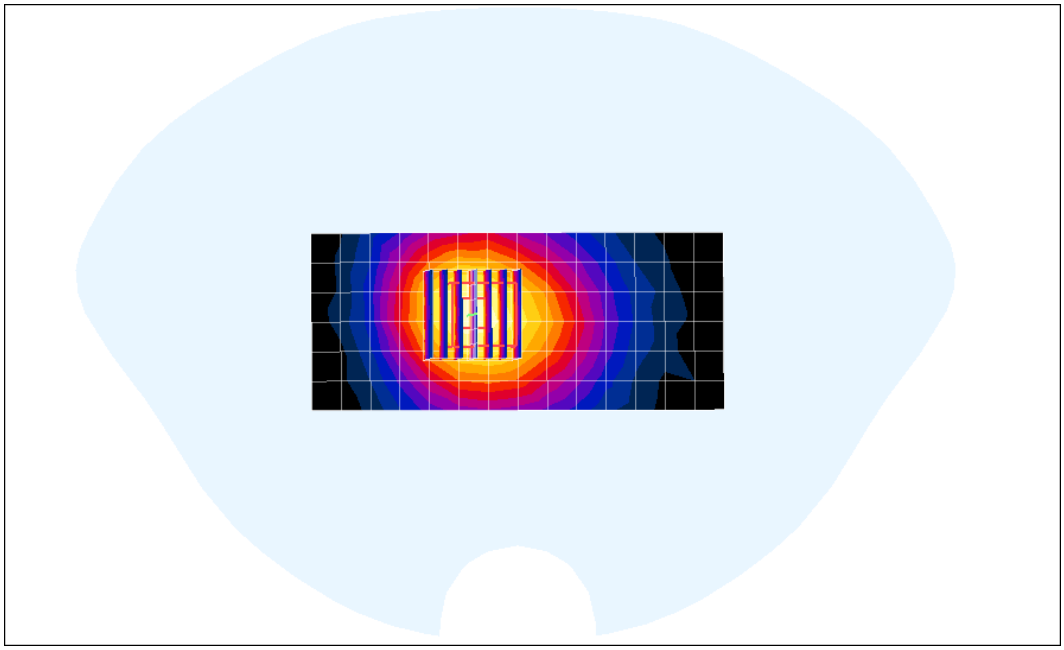

Ambient Temperature: **23 ± 1^0 C**
Tissue Temperature: **23 ± 1^0 C**
Humidity: **55% to 59%**

Test Laboratory: The name of your organization **Date: 02/02/05**
File Name: 850MHz_EUT Rear with belt clip_Ch 189_Data 36.da4
Program Name: Job Nos.: 56S041107
Phantom section: Flat Section
DUT: Sendo_Bono S321
Communication System: GSM 850
Frequency: 836.4 MHz
Duty Cycle: 1:8.3
Medium: 850MHz Body TissueMedium parameters used: σ = 0.9931; mho/m, ε_r = 55.31; ρ = 1000 kg/m^3
DASY4 Configuration:
Electronics: DAE4 Sn627 Calibrated: 21/May/2004
Phantom: SAM 12 Measurement SW: DASY4, V4.4 Build 3
Probe: EX3DV4 - SN3541 ConvF(9.61, 9.61, 9.61) Calibrated: 26/Jul/2004
Postprocessing SW: SEMCAD, V1.8 Build 130
Sensor-Surface: 4mm (Mechanical Surface Detection)

850MHz_EUT Rear with belt clip_Ch 189_Data 36/Area Scan (7x15x1):

Measurement grid: dx=10mm, dy=10mm
Maximum value of SAR (measured) = 0.241 mW/g

850MHz_EUT Rear with belt clip_Ch 189_Data 36/Zoom Scan (7x7x7)/Cube 0:

Measurement grid: dx=5mm, dy=5mm, dz=5mm
Reference Value = 14.9 V/m; Power Drift = -0.1 dB
Peak SAR (extrapolated) = 0.323 W/kg
SAR(1 g) = 0.233 mW/g; SAR(10 g) = 0.170 mW/g
Maximum value of SAR (measured) = 0.249 mW/g

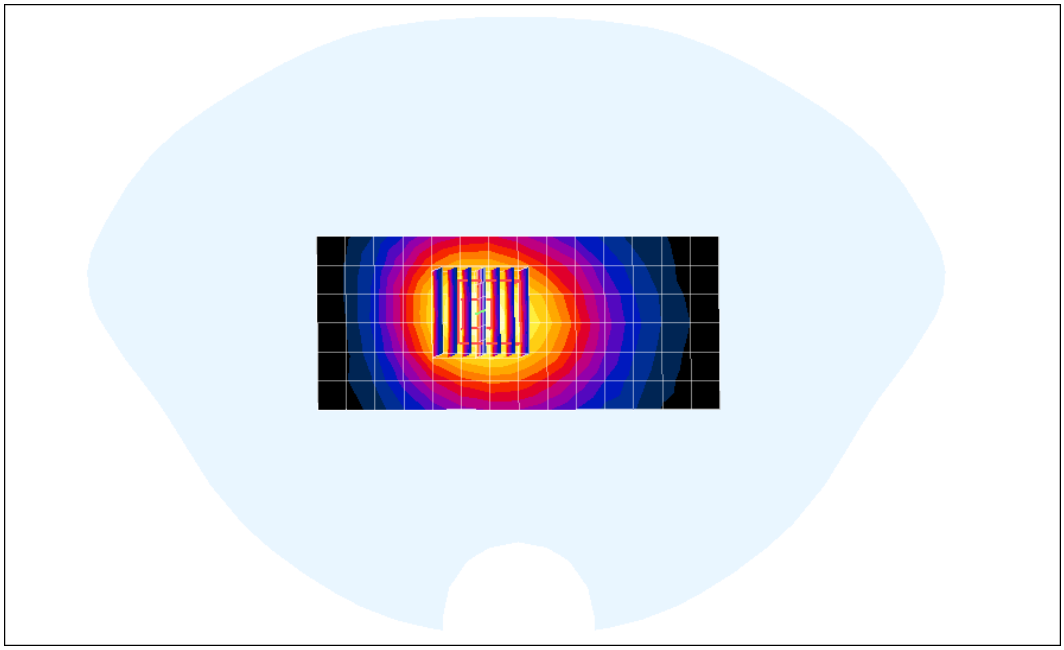

Ambient Temperature: **23 ± 1^0 C**
Tissue Temperature: **23 ± 1^0 C**
Humidity: **55% to 59%**

Test Laboratory: The name of your organization **Date: 02/02/05**
File Name: 850MHz_EUT Rear with belt clip_Ch 251_Data 37.da4
Program Name: Job Nos.: 56S041107
Phantom section: Flat Section
DUT: Sendo_Bono S321
Communication System: GSM 850
Frequency: 848.8 MHz
Duty Cycle: 1:8.3
Medium: 850MHz Body TissueMedium parameters used: σ = 0.9931; mho/m, ε_r = 55.31; ρ = 1000 kg/m^3
DASY4 Configuration:
Electronics: DAE4 Sn627 Calibrated: 21/May/2004
Phantom: SAM 12 Measurement SW: DASY4, V4.4 Build 3
Probe: EX3DV4 - SN3541 ConvF(9.61, 9.61, 9.61) Calibrated: 26/Jul/2004
Postprocessing SW: SEMCAD, V1.8 Build 130
Sensor-Surface: 4mm (Mechanical Surface Detection)

850MHz_EUT Rear with belt clip_Ch 251_Data 37/Area Scan (7x15x1):

Measurement grid: dx=10mm, dy=10mm
Maximum value of SAR (measured) = 0.286 mW/g

850MHz_EUT Rear with belt clip_Ch 251_Data 37/Zoom Scan (7x7x7)/Cube 0:

Measurement grid: dx=5mm, dy=5mm, dz=5mm
Reference Value = 16.2 V/m; Power Drift = -0.1 dB
Peak SAR (extrapolated) = 0.376 W/kg
SAR(1 g) = 0.275 mW/g; SAR(10 g) = 0.198 mW/g
Maximum value of SAR (measured) = 0.294 mW/g

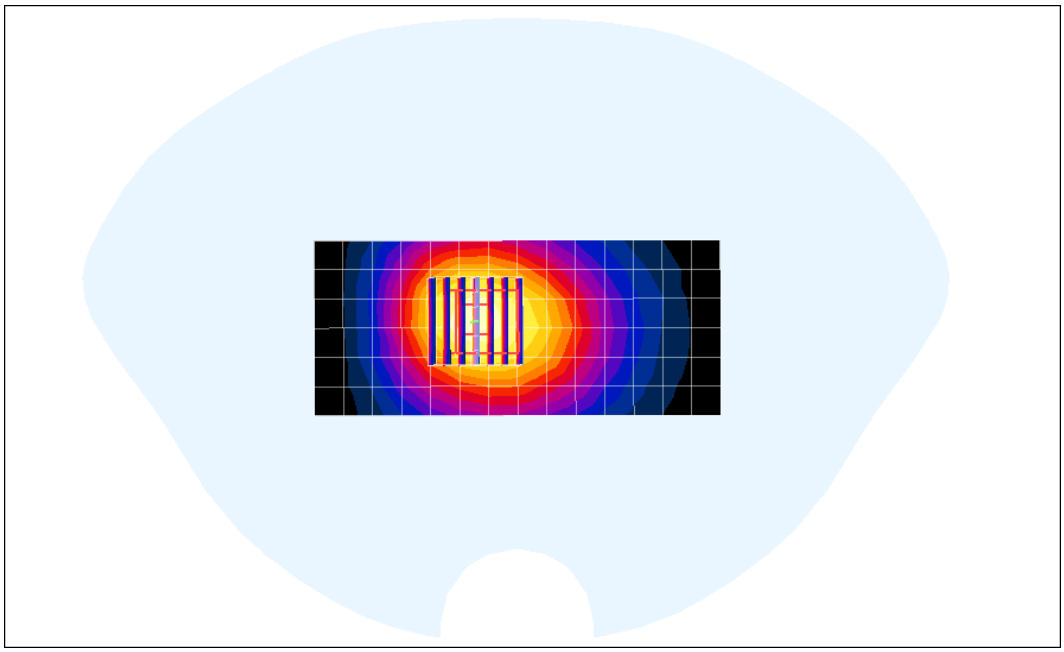

Ambient Temperature: **24 ± 1^0 C**
Tissue Temperature: **24 ± 1^0 C**
Humidity: **54% to 61%**

Test Laboratory: The name of your organization **Date: 01/31/05**
File Name: 1900MHz_EUT Front Touched Phantom_Ch 512_Data 13.da4
Program Name: Job Nos.: 56S041107
Phantom section: Flat Section
DUT: Sendo_Bono S321
Communication System: DCS 1900
Frequency: 1850.2 MHz
Duty Cycle: 1:8.3
Medium: 1900MHz Body TissueMedium parameters used: σ = 1.5155; mho/m, ε_r = 53.17; ρ = 1000 kg/m^3
DASY4 Configuration:
Electronics: DAE4 Sn627 Calibrated: 21/May/2004
Phantom: SAM 12 Measurement SW: DASY4, V4.4 Build 3
Probe: EX3DV4 - SN3541 ConvF(7.53, 7.53, 7.53) Calibrated: 26/Jul/2004
Postprocessing SW: SEMCAD, V1.8 Build 130
Sensor-Surface: 4mm (Mechanical Surface Detection)

1900MHz_EUT Front Touched Phantom_Ch 512_Data 13/Area Scan (7x15x1):

Measurement grid: dx=10mm, dy=10mm
Maximum value of SAR (measured) = 0.708 mW/g

1900MHz_EUT Front Touched Phantom_Ch 512_Data 13/Zoom Scan (7x7x7)/Cube 0:

Measurement grid: dx=5mm, dy=5mm, dz=5mm
Reference Value = 14.4 V/m; Power Drift = -0.1 dB
Peak SAR (extrapolated) = 0.940 W/kg
SAR(1 g) = 0.659 mW/g; SAR(10 g) = 0.398 mW/g
Maximum value of SAR (measured) = 0.732 mW/g

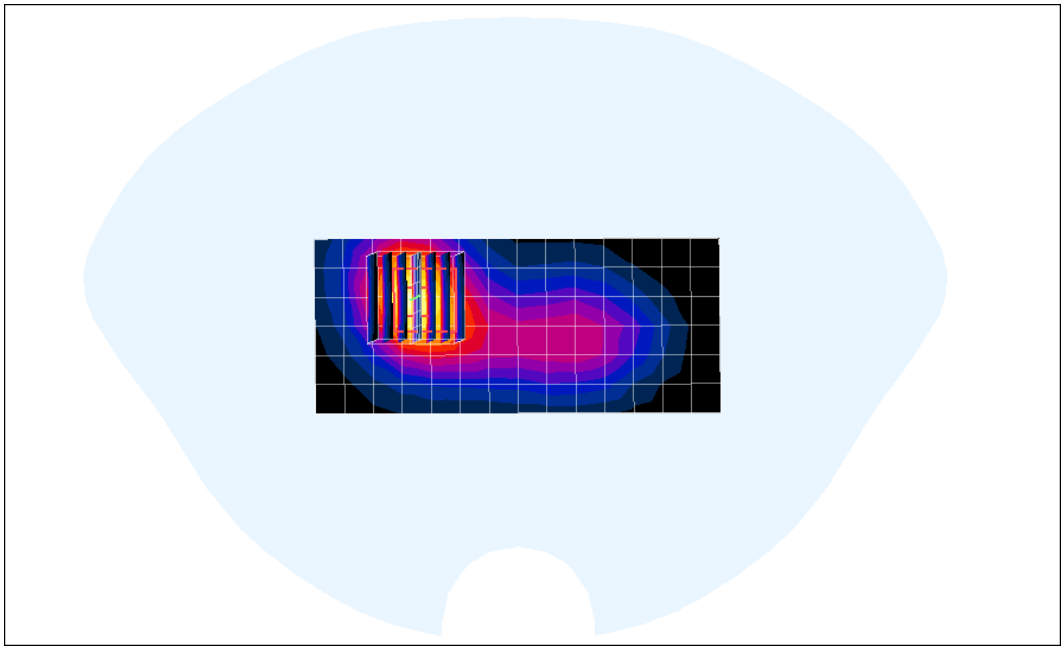

Ambient Temperature: **24 ± 1^0 C**
Tissue Temperature: **24 ± 1^0 C**
Humidity: **54% to 61%**

Test Laboratory: The name of your organization **Date: 01/31/05**
File Name: 1900MHz_EUT Front Touched Phantom_Ch 661_Data 14.da4
Program Name: Job Nos.: 56S041107
Phantom section: Flat Section
DUT: Sendo_Bono S321
Communication System: DCS 1900
Frequency: 1880 MHz
Duty Cycle: 1:8.3
Medium: 1900MHz Body TissueMedium parameters used: σ = 1.5155; mho/m, ε_r = 53.17; ρ = 1000 kg/m^3
DASY4 Configuration:
Electronics: DAE4 Sn627 Calibrated: 21/May/2004
Phantom: SAM 12 Measurement SW: DASY4, V4.4 Build 3
Probe: EX3DV4 - SN3541 ConvF(7.53, 7.53, 7.53) Calibrated: 26/Jul/2004
Postprocessing SW: SEMCAD, V1.8 Build 130
Sensor-Surface: 4mm (Mechanical Surface Detection)

1900MHz_EUT Front Touched Phantom_Ch 661_Data 14/Area Scan (7x15x1):

Measurement grid: dx=10mm, dy=10mm
Maximum value of SAR (measured) = 0.715 mW/g

1900MHz_EUT Front Touched Phantom_Ch 661_Data 14/Zoom Scan (7x7x7)/Cube 0:

Measurement grid: dx=5mm, dy=5mm, dz=5mm
Reference Value = 15.4 V/m; Power Drift = -0.2 dB
Peak SAR (extrapolated) = 0.981 W/kg
SAR(1 g) = 0.673 mW/g; SAR(10 g) = 0.405 mW/g
Maximum value of SAR (measured) = 0.746 mW/g

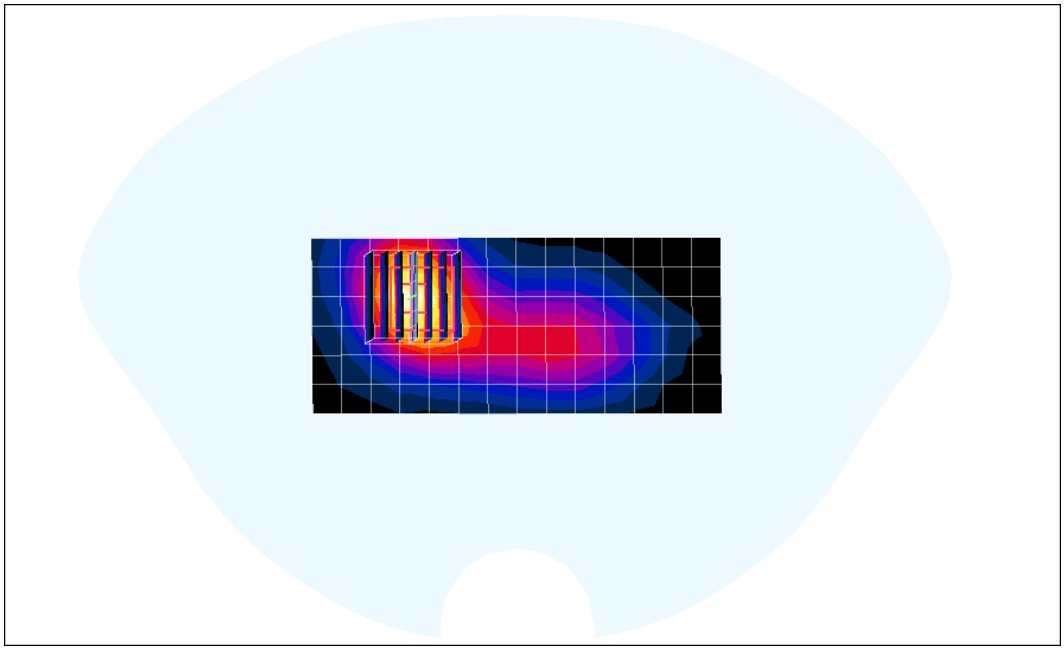

Ambient Temperature: **24 ± 1^0 C**
Tissue Temperature: **24 ± 1^0 C**
Humidity: **54% to 61%**

Test Laboratory: The name of your organization **Date: 01/31/05**
File Name: 1900MHz_EUT Front Touched Phantom_Ch 810_Data 15.da4
Program Name: Job Nos.: 56S041107
Phantom section: Flat Section
DUT: Sendo_Bono S321
Communication System: DCS 1900
Frequency: 1909.8 MHz
Duty Cycle: 1:8.3
Medium: 1900MHz Body TissueMedium parameters used: σ = 1.5155; mho/m, ε_r = 53.17; ρ = 1000 kg/m^3
DASY4 Configuration:
Electronics: DAE4 Sn627 Calibrated: 21/May/2004
Phantom: SAM 12 Measurement SW: DASY4, V4.4 Build 3
Probe: EX3DV4 - SN3541 ConvF(7.53, 7.53, 7.53) Calibrated: 26/Jul/2004
Postprocessing SW: SEMCAD, V1.8 Build 130
Sensor-Surface: 4mm (Mechanical Surface Detection)

1900MHz_EUT Front Touched Phantom_Ch 810_Data 15/Area Scan (7x15x1):

Measurement grid: dx=10mm, dy=10mm
Maximum value of SAR (measured) = 0.848 mW/g

1900MHz_EUT Front Touched Phantom_Ch 810_Data 15/Zoom Scan (7x7x7)/Cube 0:

Measurement grid: dx=5mm, dy=5mm, dz=5mm
Reference Value = 15.8 V/m; Power Drift = -0.1 dB
Peak SAR (extrapolated) = 1.13 W/kg
SAR(1 g) = 0.767 mW/g; SAR(10 g) = 0.454 mW/g
Maximum value of SAR (measured) = 0.855 mW/g

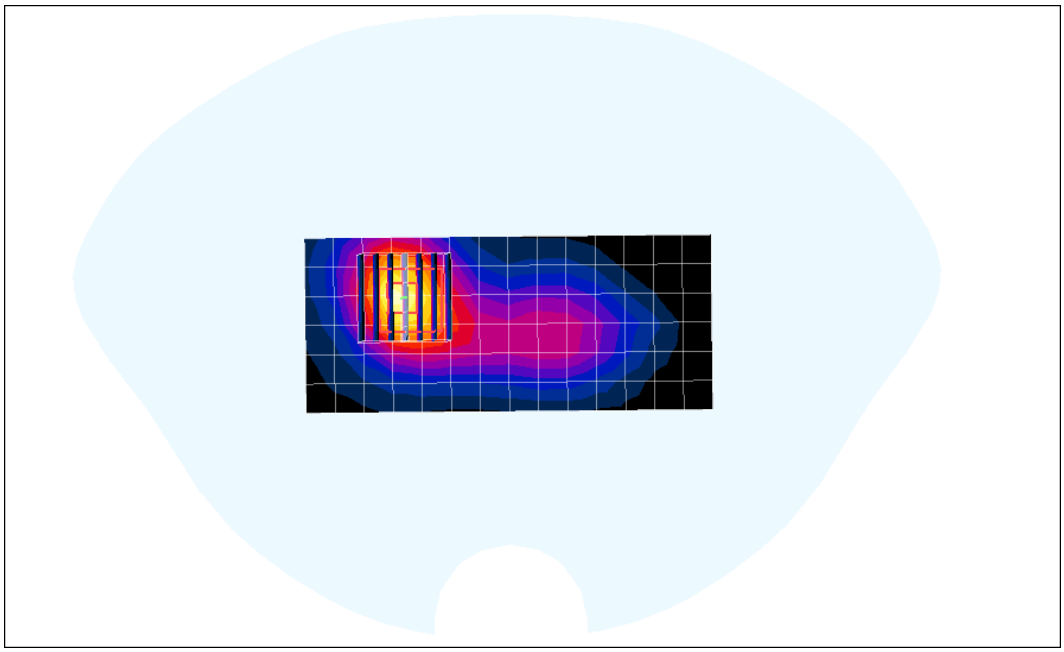

Ambient Temperature: **24 ± 1^0 C**
Tissue Temperature: **24 ± 1^0 C**
Humidity: **54% to 61%**

Test Laboratory: The name of your organization **Date: 01/31/05**
File Name: 1900MHz_EUT Rear with belt clip_Ch 512_Data 16.da4
Program Name: Job Nos.: 56S041107
Phantom section: Flat Section
DUT: Sendo_Bono S321
Communication System: DCS 1900
Frequency: 1850.2 MHz
Duty Cycle: 1:8.3
Medium: 1900MHz Body TissueMedium parameters used: σ = 1.5155; mho/m, ε_r = 53.17; ρ = 1000 kg/m^3
DASY4 Configuration:
Electronics: DAE4 Sn627 Calibrated: 21/May/2004
Phantom: SAM 12 Measurement SW: DASY4, V4.4 Build 3
Probe: EX3DV4 - SN3541 ConvF(7.53, 7.53, 7.53) Calibrated: 26/Jul/2004
Postprocessing SW: SEMCAD, V1.8 Build 130
Sensor-Surface: 4mm (Mechanical Surface Detection)

1900MHz_EUT Rear with belt clip_Ch 512_Data 16/Area Scan (7x15x1):

Measurement grid: dx=10mm, dy=10mm
Maximum value of SAR (measured) = 0.222 mW/g

1900MHz_EUT Rear with belt clip_Ch 512_Data 16/Zoom Scan (7x7x7)/Cube 0:

Measurement grid: dx=5mm, dy=5mm, dz=5mm
Reference Value = 9.46 V/m; Power Drift = 0.0 dB
Peak SAR (extrapolated) = 0.368 W/kg
SAR(1 g) = 0.209 mW/g; SAR(10 g) = 0.118 mW/g
Maximum value of SAR (measured) = 0.235 mW/g

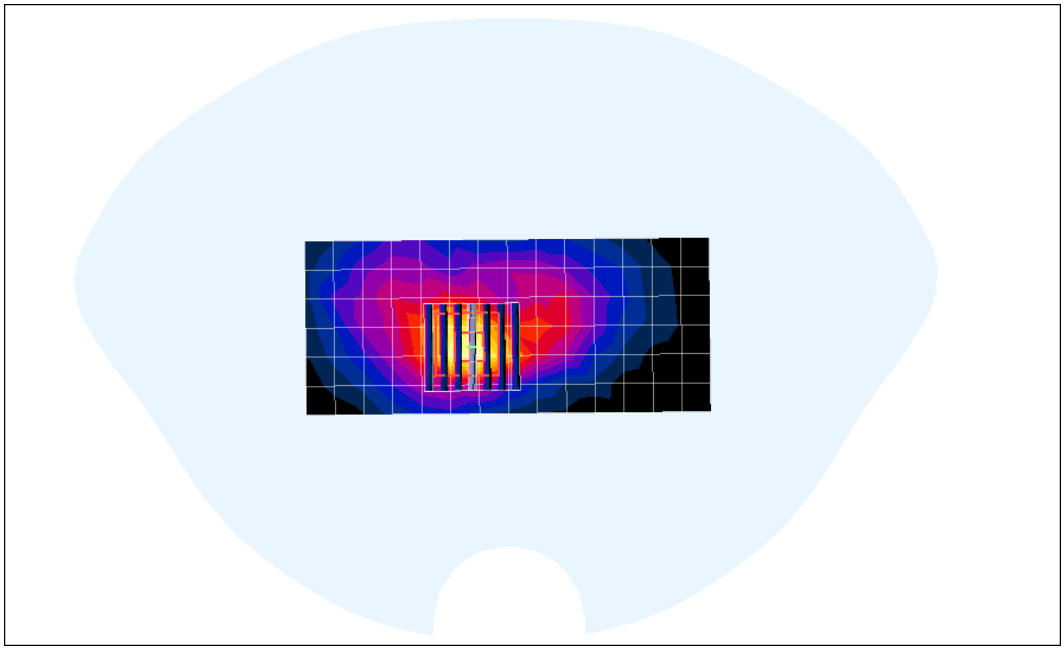

Ambient Temperature: **24 ± 1^0 C**
Tissue Temperature: **24 ± 1^0 C**
Humidity: **54% to 61%**

Test Laboratory: The name of your organization **Date: 01/31/05**
File Name: 1900MHz_EUT Rear with belt clip_Ch 661_Data 17.da4
Program Name: Job Nos.: 56S041107
Phantom section: Flat Section
DUT: Sendo_Bono S321
Communication System: DCS 1900
Frequency: 1880 MHz
Duty Cycle: 1:8.3
Medium: 1900MHz Body TissueMedium parameters used: σ = 1.5155; mho/m, ε_r = 53.17; ρ = 1000 kg/m^3
DASY4 Configuration:
Electronics: DAE4 Sn627 Calibrated: 21/May/2004
Phantom: SAM 12 Measurement SW: DASY4, V4.4 Build 3
Probe: EX3DV4 - SN3541 ConvF(7.53, 7.53, 7.53) Calibrated: 26/Jul/2004
Postprocessing SW: SEMCAD, V1.8 Build 130
Sensor-Surface: 4mm (Mechanical Surface Detection)

1900MHz_EUT Rear with belt clip_Ch 661_Data 17/Area Scan (7x15x1):

Measurement grid: dx=10mm, dy=10mm
Maximum value of SAR (measured) = 0.230 mW/g

1900MHz_EUT Rear with belt clip_Ch 661_Data 17/Zoom Scan (7x7x7)/Cube 0:

Measurement grid: dx=5mm, dy=5mm, dz=5mm
Reference Value = 9.84 V/m; Power Drift = 0.0 dB
Peak SAR (extrapolated) = 0.384 W/kg
SAR(1 g) = 0.224 mW/g; SAR(10 g) = 0.124 mW/g
Maximum value of SAR (measured) = 0.250 mW/g

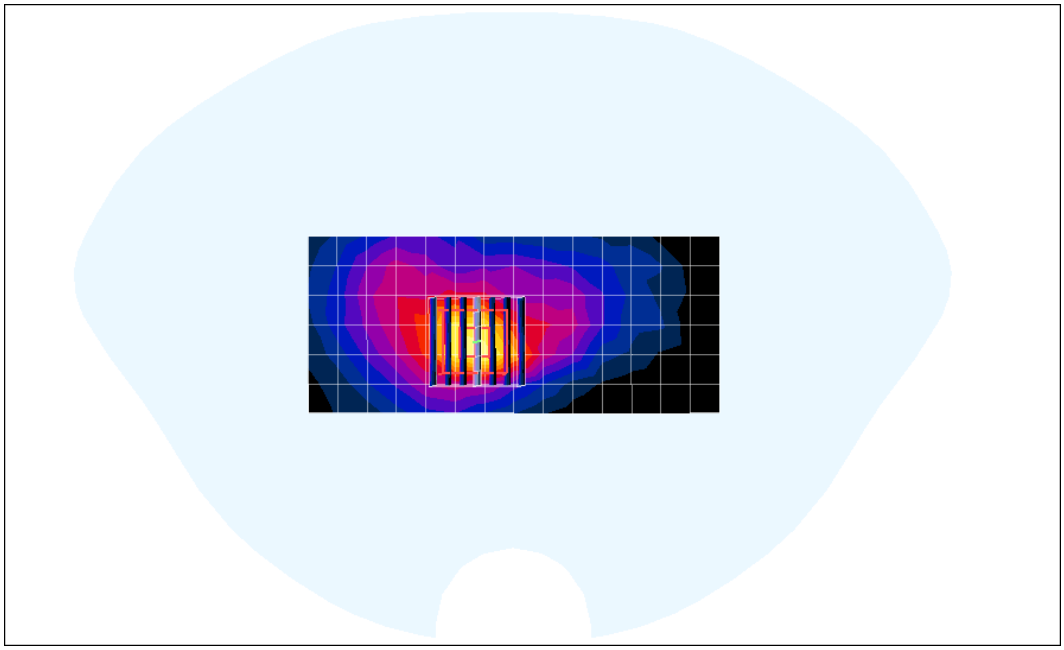

Ambient Temperature: **24 ± 1^0 C**
Tissue Temperature: **24 ± 1^0 C**
Humidity: **54% to 61%**

Test Laboratory: The name of your organization **Date: 01/31/05**
File Name: 1900MHz_EUT Rear with belt clip_Ch 810_Data 18.da4
Program Name: Job Nos.: 56S041107
Phantom section: Flat Section
DUT: Sendo_Bono S321
Communication System: DCS 1900
Frequency: 1909.8 MHz
Duty Cycle: 1:8.3
Medium: 1900MHz Body TissueMedium parameters used: σ = 1.5155; mho/m, ε_r = 53.17; ρ = 1000 kg/m^3
DASY4 Configuration:
Electronics: DAE4 Sn627 Calibrated: 21/May/2004
Phantom: SAM 12 Measurement SW: DASY4, V4.4 Build 3
Probe: EX3DV4 - SN3541 ConvF(7.53, 7.53, 7.53) Calibrated: 26/Jul/2004
Postprocessing SW: SEMCAD, V1.8 Build 130
Sensor-Surface: 4mm (Mechanical Surface Detection)

1900MHz_EUT Rear with belt clip_Ch 810_Data 18/Area Scan (7x15x1):

Measurement grid: dx=10mm, dy=10mm
Maximum value of SAR (measured) = 0.273 mW/g

1900MHz_EUT Rear with belt clip_Ch 810_Data 18/Zoom Scan (7x7x7)/Cube 0:

Measurement grid: dx=5mm, dy=5mm, dz=5mm
Reference Value = 10.7 V/m; Power Drift = -0.1 dB
Peak SAR (extrapolated) = 0.538 W/kg
SAR(1 g) = 0.274 mW/g; SAR(10 g) = 0.146 mW/g
Maximum value of SAR (measured) = 0.302 mW/g

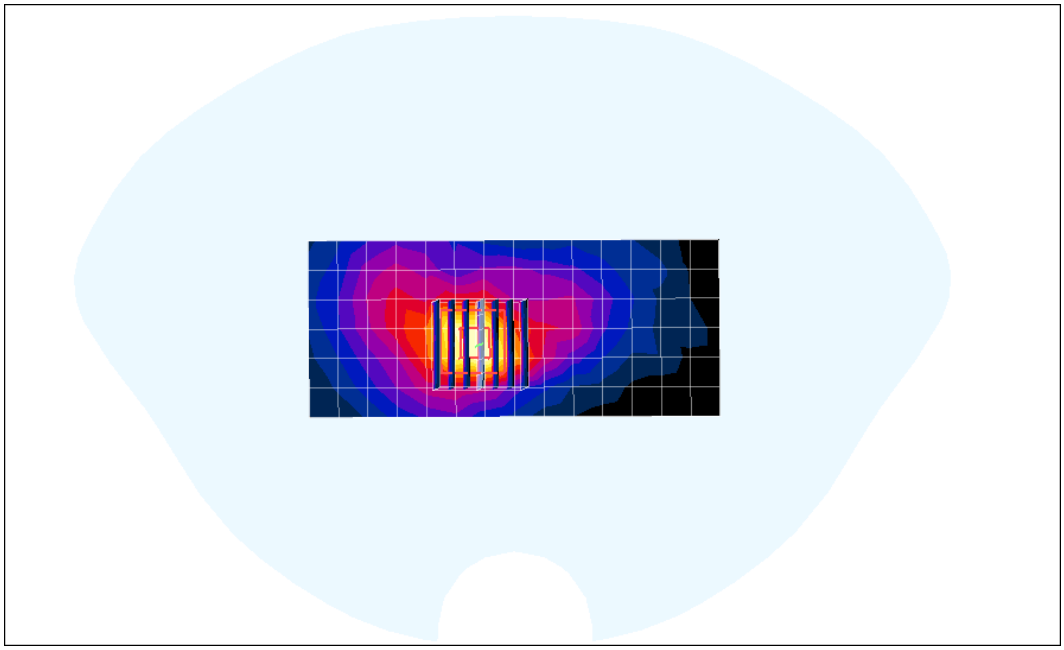

This Report is issued under the following conditions:

1. Results of the testing/calibration in the form of a report will be issued immediately after the service has been completed or terminated.

2. Unless otherwise requested, a report shall contain only technical results. Analysis and interpretation of the results and professional opinion and recommendations expressed thereupon, if required, shall be clearly indicated and additional fee paid for, by the Client.

3. This report applies to the sample of the specific product/equipment given at the time of its testing/calibration. The results are not used to indicate or imply that they are applicable to other similar items. In addition, such results must not be used to indicate or imply that PSB Corporation approves, recommends or endorses the manufacturer, supplier or user of such product/equipment, or that PSB Corporation in any way "guarantees" the later performance of the product/equipment.

4. The sample/s mentioned in this report is/are submitted/supplied/manufactured by the Client. PSB Corporation therefore assumes no responsibility for the accuracy of information on the brand name, model number, origin of manufacture, consignment or any information supplied.

5. Additional copies of the report are available to the Client at an additional fee. No third party can obtain a copy of this report through PSB Corporation, unless the Client has authorised PSB Corporation in writing to do so.

6. PSB Corporation may at its sole discretion add to or amend the conditions of the report at the time of issue of the report and such report and such additions or amendments shall be binding on the Client.

7. All copyright in the report shall remain with PSB Corporation and the Client shall, upon payment of PSB Corporation's fees for the carrying out of the tests/calibrations, be granted a license to use or publish the report to the third parties subject to the terms and conditions herein, provided always that PSB Corporation may at its absolute discretion be entitled to impose such conditions on the license as it sees fit.

8. Nothing in this report shall be interpreted to mean that PSB Corporation has verified or ascertained any endorsement or marks from any other testing authority or bodies that may be found on that sample.

9. This report shall not be reproduced wholly or in parts and no reference shall be made by the Client to PSB Corporation or to the report or results furnished by PSB Corporation in any advertisements or sales promotion.

10. Unless otherwise stated, the tests are carried out in PSB Corporation Pte Ltd, No.1 Science Park Drive Singapore 118221.

June 2004