Appendix 2. SAR Distribution Scans

This appendix contains SAR Distribution Scans.

Scan Reference Number	Title
SCN/46027JD0246027/001	Left Hand Side Touch 1900MHz
SCN/46027JD0246027/002	Left Hand Side Tilt 1900MHz
SCN/46027JD0246027/003	Right Hand Side Touch 1900MHz
SCN/46027JD0246027/004	Right Hand Side Tilt 1900MHz
SCN/46027JD0246027/005	Left Hand Side Touch Low 1900MHz
SCN/46027JD0246027/006	Left Hand Side Touch High 1900MHz
SCN/46027JD0246027/007	Flat Section 1900MHz Rear Facing Phantom
SCN/46027JD0246027/008	Flat Section 1900MHz Front Facing Phantom
SCN/46027JD0246027/009	Flat Section 1900MHz Rear Facing Phantom With PHF
SCN/46027JD0246027/010	Flat Section 1900MHz Rear Facing Phantom Low
SCN/46027JD0246027/011	Flat Section 1900MHz Rear Facing Phantom High
SCN/46027JD0246027/012	Flat Section 850MHz Rear Facing Phantom
SCN/46027JD0246027/013	Flat Section 850MHz Front Facing Phantom
SCN/46027JD0246027/014	Flat Section 850MHz Rear Facing Phantom With PHF
SCN/46027JD0246027/015	Flat Section 850MHz Rear Facing Phantom With PHF Low
SCN/46027JD0246027/016	Flat Section 850MHz Rear Facing Phantom With PHF High
SCN/46027JD0246027/017	Left Hand Side Touch 850MHz
SCN/46027JD0246027/018	Left Hand Side Tilt 850MHz
SCN/46027JD0246027/019	Right Hand Side Touch 850MHz
SCN/46027JD0246027/020	Right Hand Side Tilt 850MHz
SCN/46027JD0246027/021	Left Hand Side Touch 850MHz Low
SCN/46027JD0246027/022	Left Hand Side Touch 850MHz High
SCN/VALIDATION_001	System Performance Check – D1900 28 04 04
SCN/VALIDATION_002	System Performance Check – D1900 29 04 04
SCN/VALIDATION_003	System Performance Check – D900 29 04 04
SCN/VALIDATION_004	System Performance Check – D900 30 04 04

Date: 28/04/04

46027/02/001

Test Laboratory: RADIO FREQUENCY INVESTIGATION LTD.

46027_JD02_Left_Hand_Side_Touch_1900MHz

DUT: Sendo ; Type: S601; Serial: 001031000051023

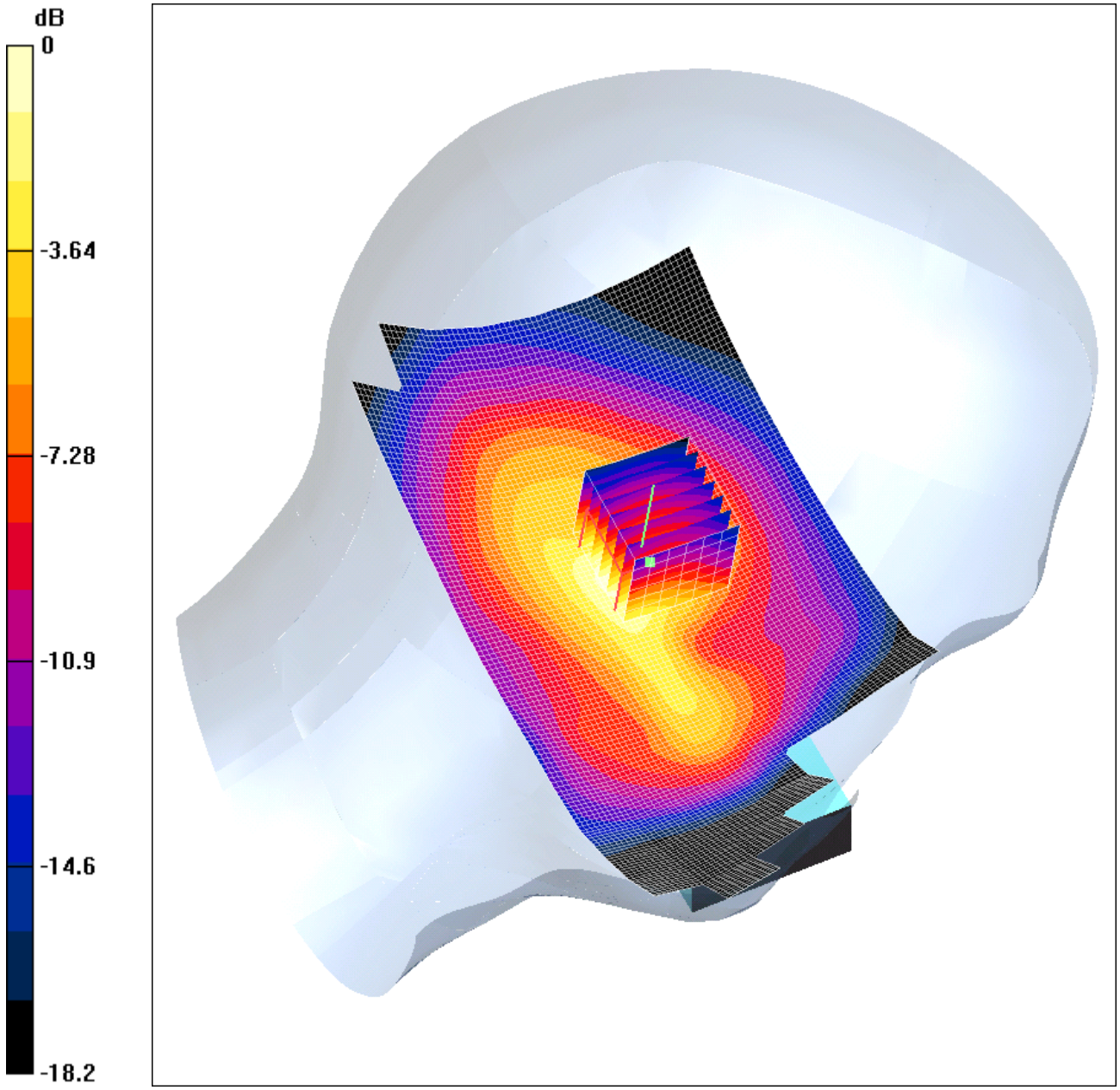

0 dB = 0.244mW/g

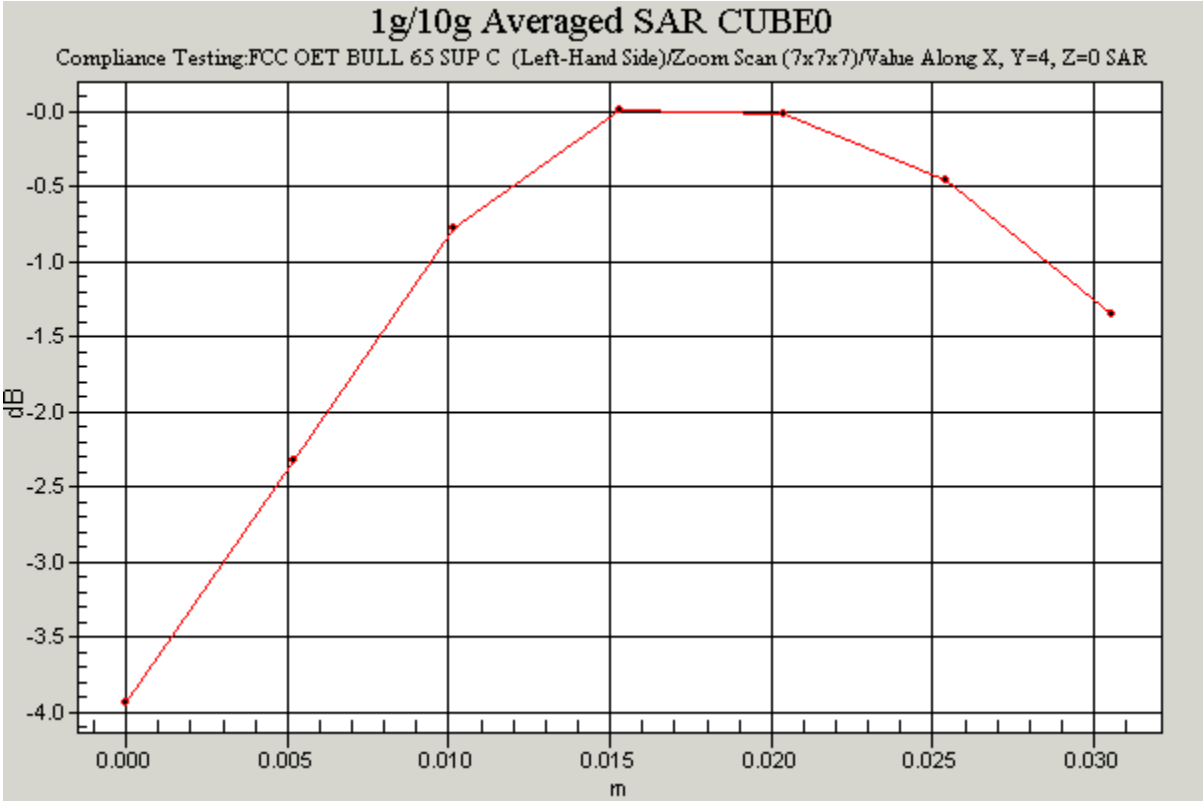
1g/10g Averaged SAR CUBE0
Compliance Testing:FCC OET BULL 65 SUP C (Left-Hand Side)/Zoom Scan (7x7x7)/Value Along X, Y=4, Z=0 SAR
dB
-0.0
-0.5
-1.0
-1.5
-2.0
-2.5
-3.0
-3.5
-4.0
0.000
0.005
0.010
0.015
0.020
0.025
0.030
m

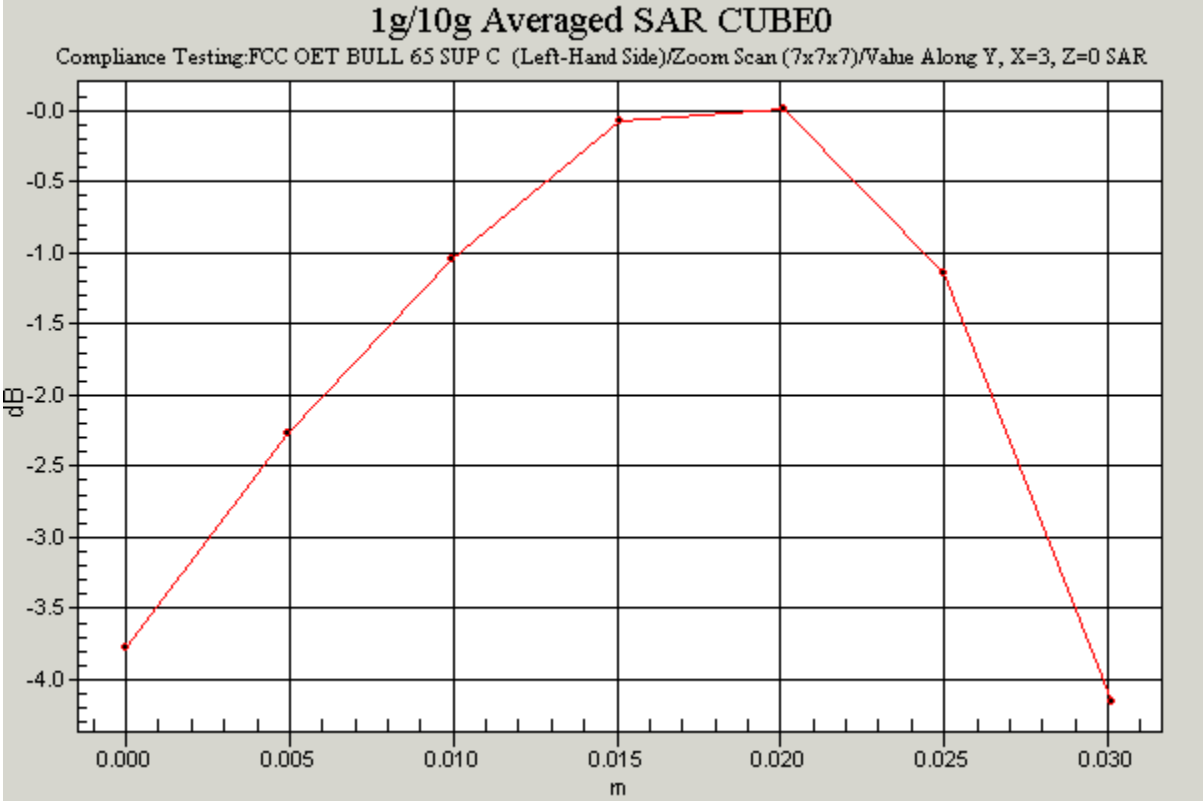
1g/10g Averaged SAR CUBE0
Compliance Testing:FCC OET BULL 65 SUP C (Left-Hand Side)/Zoom Scan (7x7x7)/Value Along Y, X=3, Z=0 SAR
dB
-0.0
-0.5
-1.0
-1.5
-2.0
-2.5
-3.0
-3.5
-4.0
0.000
0.005
0.010
0.015
0.020
0.025
0.030
m

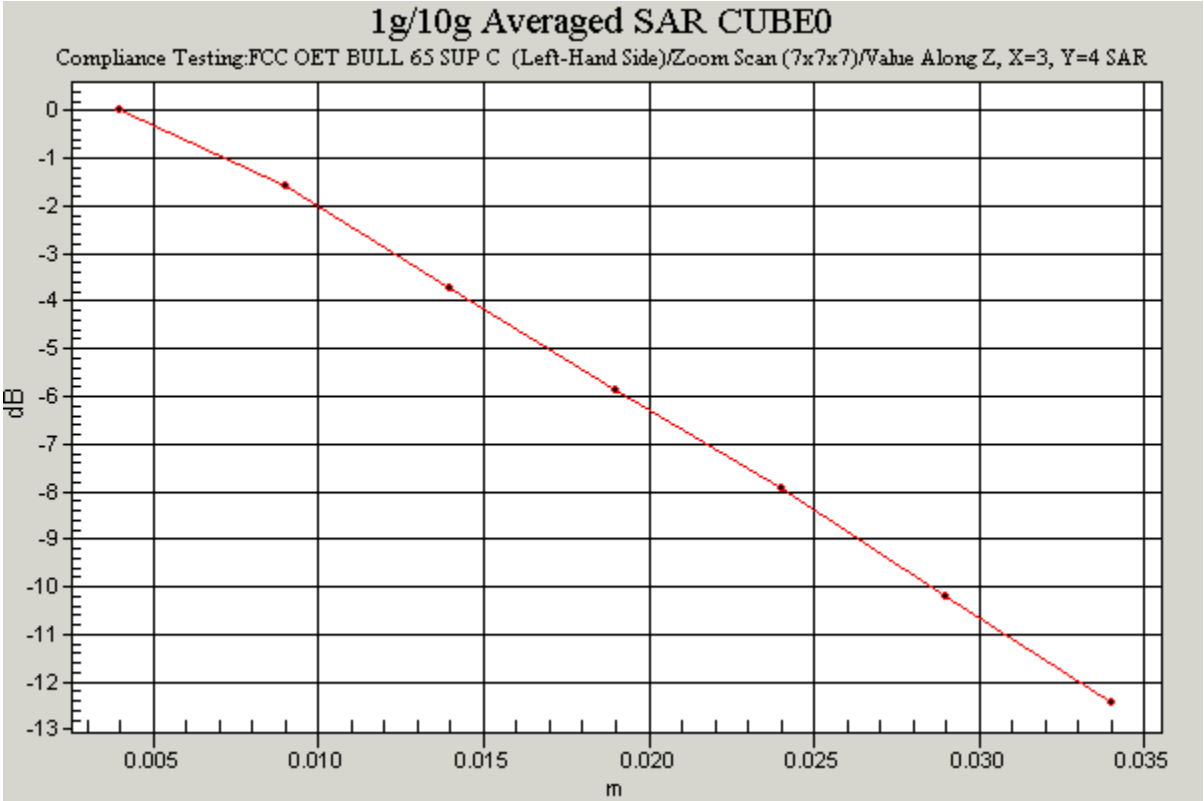

Communication System: DCS 1900; Frequency: 1879.8 MHz;Duty Cycle: 1:8.3
Medium: 1900MHz Medium parameters used (interpolated): f = 1879.8 MHz; σ = 1.42 mho/m; ε_r = 38.4; ρ = 1000 kg/m^3
Phantom section: Left Section

DASY4 Configuration:
- Probe: ET3DV6 - SN1528; ConvF(5, 5, 5); Calibrated: 29/07/2003
- Sensor-Surface: 4mm (Mechanical Surface Detection)
- Electronics: DAE3 Sn450; Calibrated: 19/05/2003
- Phantom: SAM 12b; Type: SAM 4.0; Serial: TP:1197
- Measurement SW: DASY4, V4.2 Build 44; Postprocessing SW: SEMCAD, V1.8 Build 112

Touch position - Middle/Area Scan 2 (71x141x1): Measurement grid: dx=15mm, dy=15mm
Reference Value = 13.8 V/m; Power Drift = -0.1 dB
Maximum value of SAR (interpolated) = 0.238 mW/g

Touch position - Middle/Zoom Scan (7x7x7) (7x7x7)/Cube 0: Measurement grid: dx=5mm, dy=5mm, dz=5mm
Reference Value = 13.8 V/m; Power Drift = -0.1 dB
Maximum value of SAR (measured) = 0.244 mW/g
Peak SAR (extrapolated) = 0.314 W/kg
SAR(1 g) = 0.225 mW/g; SAR(10 g) = 0.131 mW/g

Date: 28/04/04

46027/02/002

Test Laboratory: RADIO FREQUENCY INVESTIGATION LTD.

46027_JD02_Left_Hand_Side_Tilt_1900MHz

DUT: Sendo ; Type: S601; Serial: 001031000051023

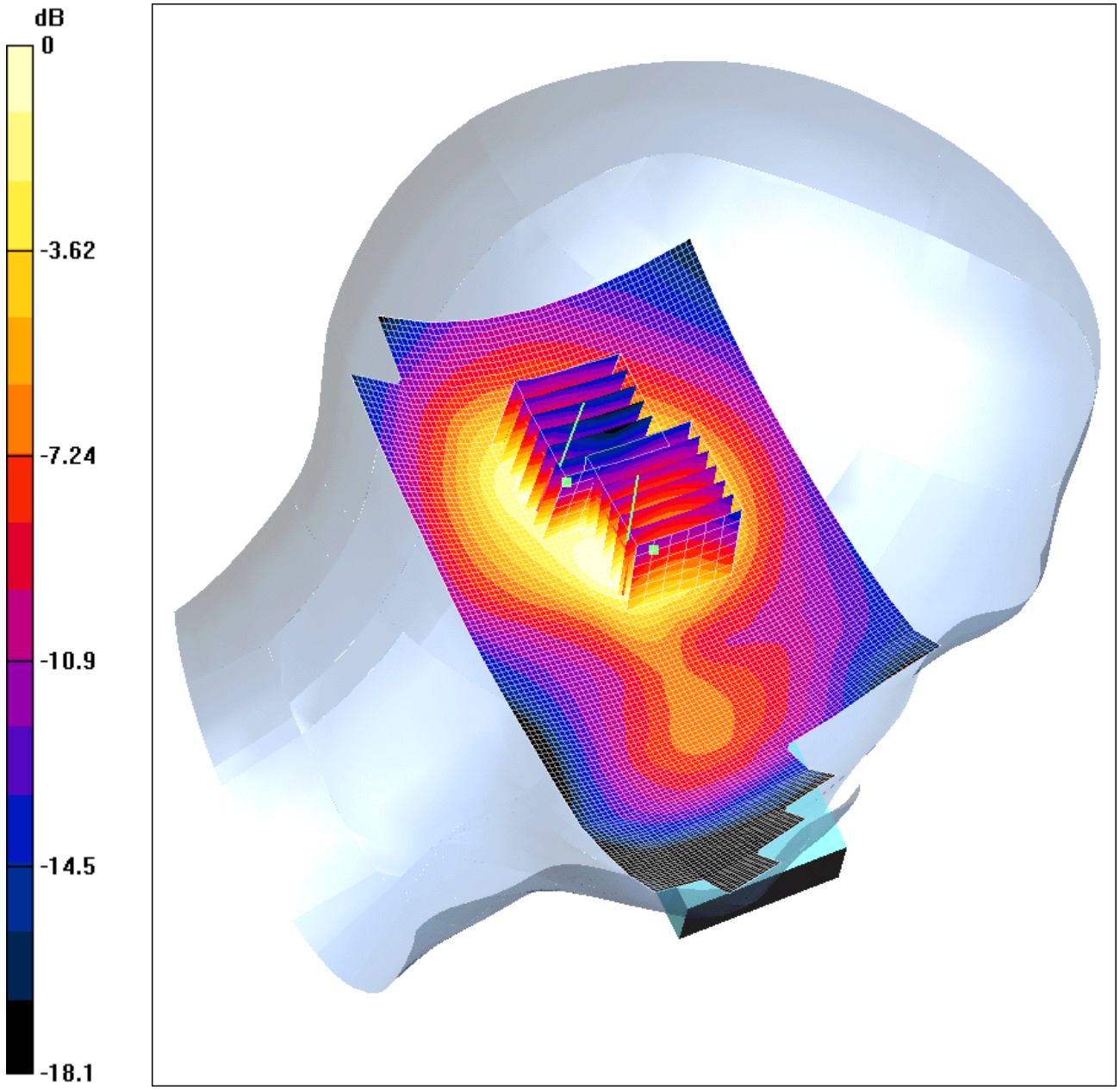

0 dB = 0.131mW/g

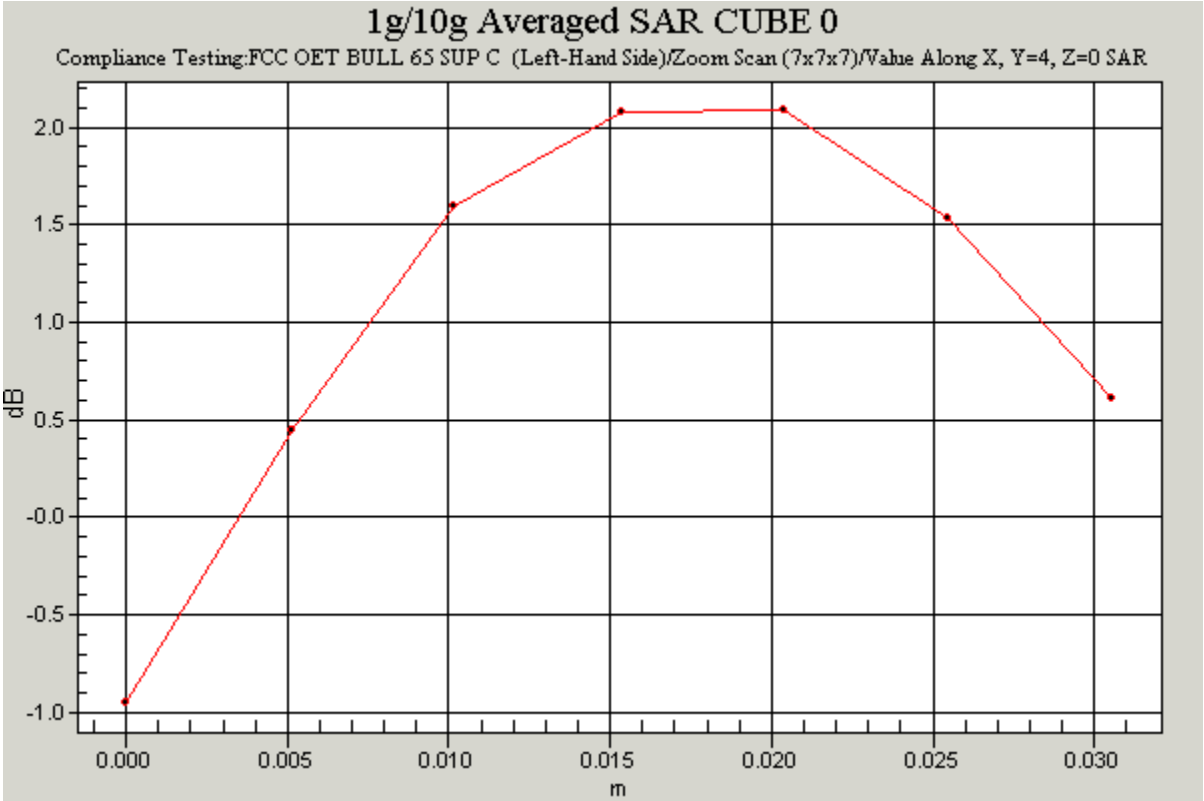
1g/10g Averaged SAR CUBE 0
Compliance Testing:FCC OET BULL 65 SUP C (Left-Hand Side)/Zoom Scan (7x7x7)/Value Along X, Y=4, Z=0 SAR
dB
2.0
1.5
1.0
0.5
-0.0
-0.5
-1.0
0.000
0.005
0.010
0.015
0.020
0.025
0.030
m

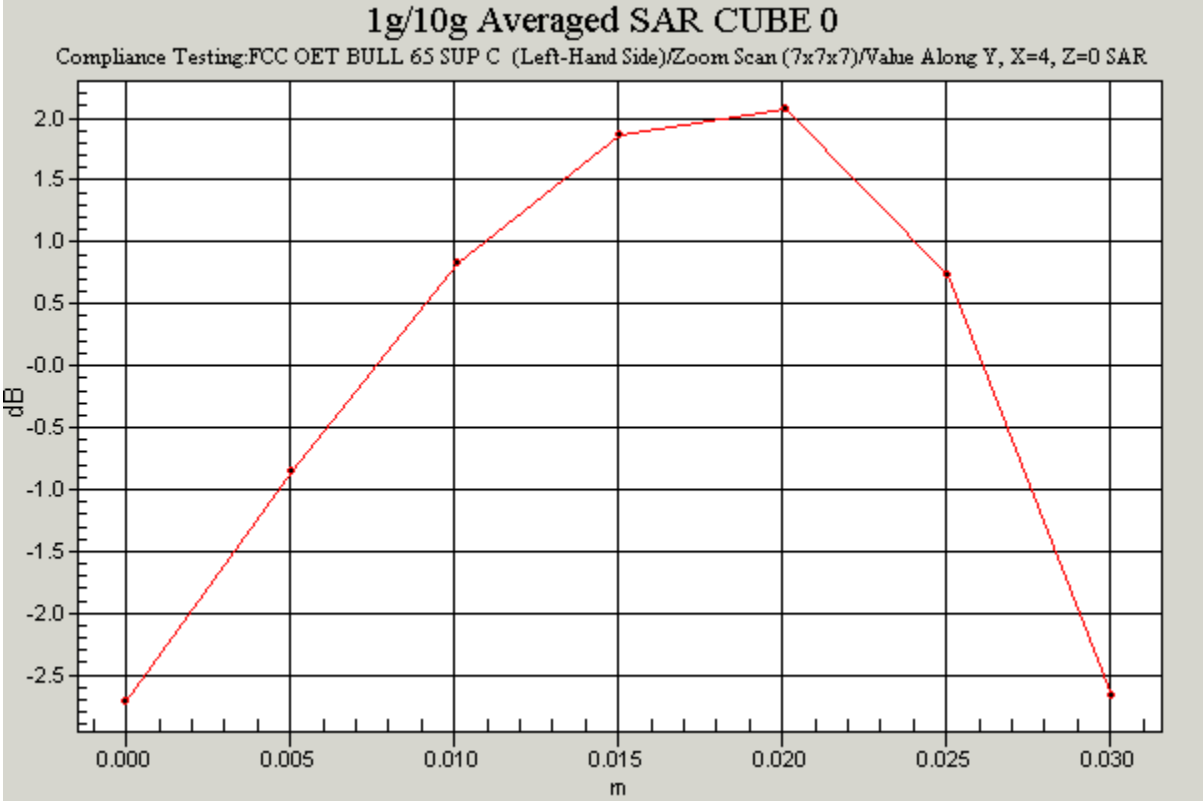
1g/10g Averaged SAR CUBE 0
Compliance Testing:FCC OET BULL 65 SUP C (Left-Hand Side)/Zoom Scan (7x7x7)/Value Along Y, X=4, Z=0 SAR
dB
2.0
1.5
1.0
0.5
-0.0
-0.5
-1.0
-1.5
-2.0
-2.5
0.000
0.005
0.010
0.015
0.020
0.025
0.030
m

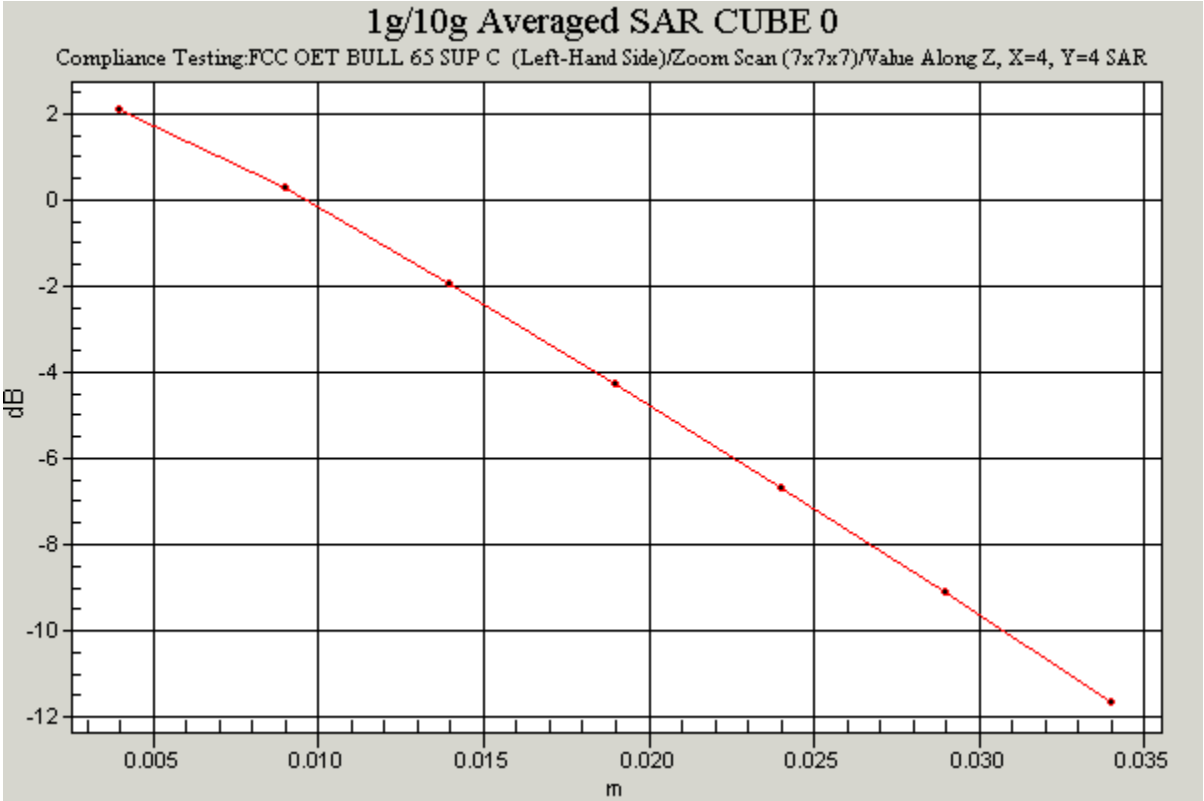
1g/10g Averaged SAR CUBE 0
Compliance Testing:FCC OET BULL 65 SUP C (Left-Hand Side)/Zoom Scan (7x7x7)/Value Along Z, X=4, Y=4 SAR
dB
2
0
-2
-4
-6
-8
-10
-12
0.005
0.010
0.015
0.020
0.025
0.030
0.035
m

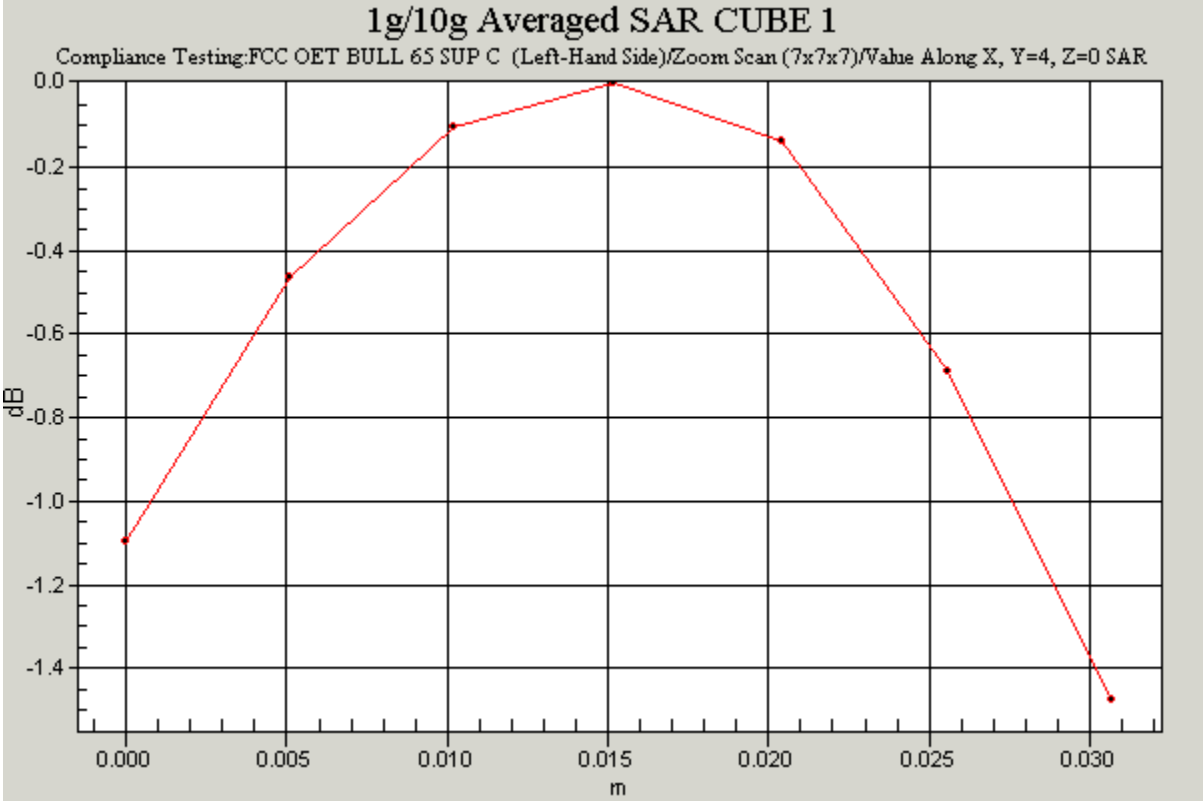
1g/10g Averaged SAR CUBE 1
Compliance Testing:FCC OET BULL 65 SUP C (Left-Hand Side)/Zoom Scan (7x7x7)/Value Along X, Y=4, Z=0 SAR
dB
0.0
-0.2
-0.4
-0.6
-0.8
-1.0
-1.2
-1.4
0.000
0.005
0.010
0.015
0.020
0.025
0.030
m

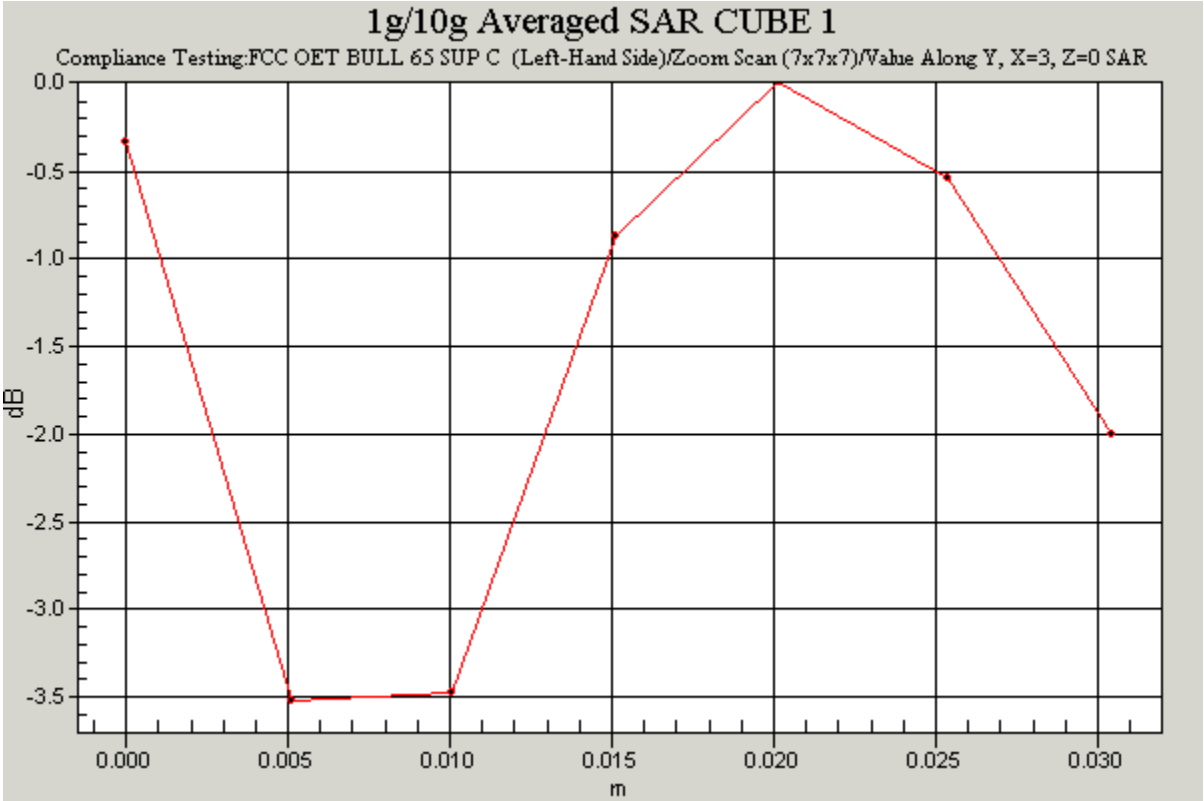

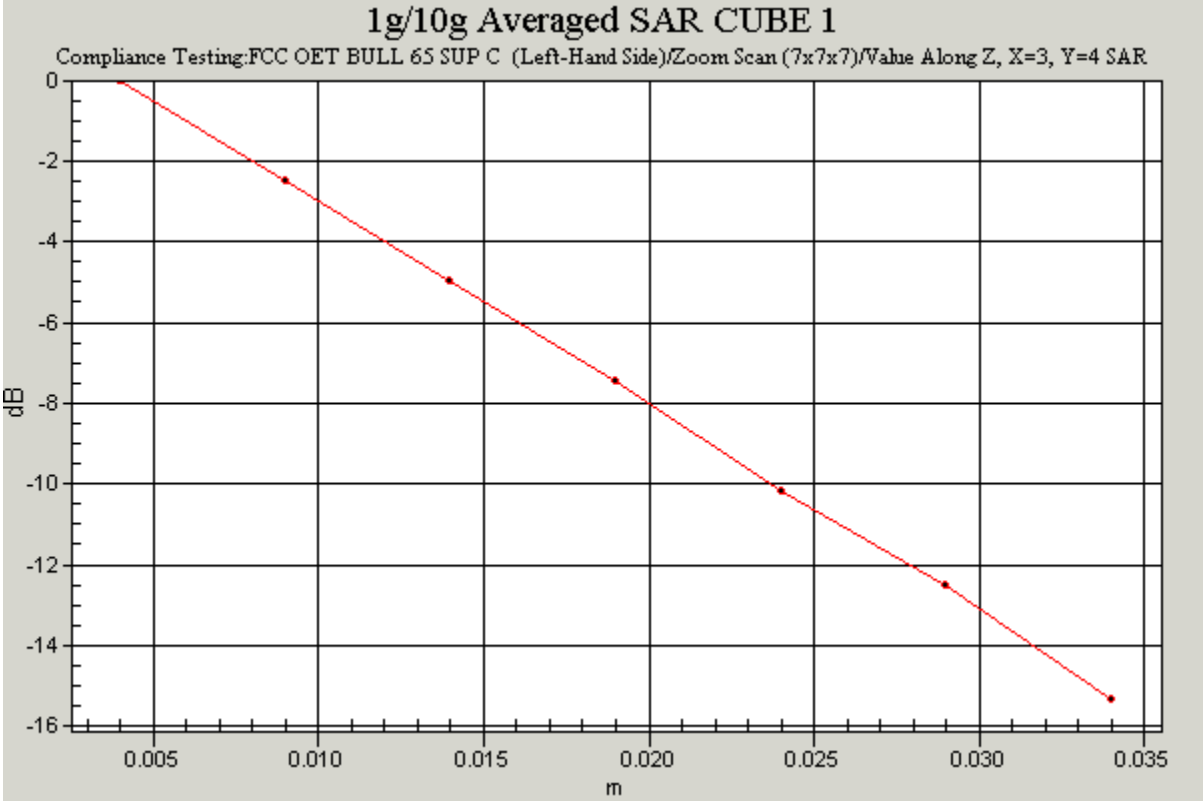

Communication System: DCS 1900; Frequency: 1879.8 MHz;Duty Cycle: 1:8.3
Medium: 1900MHz Medium parameters used (interpolated): f = 1879.8 MHz; σ = 1.42 mho/m; ε_r = 38.4; ρ

= 1000 kg/m^3
Phantom section: Left Section

DASY4 Configuration:
- Probe: ET3DV6 - SN1528; ConvF(5, 5, 5); Calibrated: 29/07/2003
- Sensor-Surface: 4mm (Mechanical Surface Detection)
- Electronics: DAE3 Sn450; Calibrated: 19/05/2003
- Phantom: SAM 12b; Type: SAM 4.0; Serial: TP:1197
- Measurement SW: DASY4, V4.2 Build 44; Postprocessing SW: SEMCAD, V1.8 Build 112

Tilt position - Middle/Area Scan (71x141x1): Measurement grid: dx=15mm, dy=15mm
Reference Value = 12.7 V/m; Power Drift = -0.1 dB
Maximum value of SAR (interpolated) = 0.197 mW/g

Tilt position - Middle/Zoom Scan (7x7x7) (7x7x7)/Cube 0: Measurement grid: dx=5mm, dy=5mm, dz=5mm
Reference Value = 12.7 V/m; Power Drift = -0.1 dB
Maximum value of SAR (measured) = 0.211 mW/g
Peak SAR (extrapolated) = 0.280 W/kg
SAR(1 g) = 0.193 mW/g; SAR(10 g) = 0.107 mW/g

Tilt position - Middle/Zoom Scan (7x7x7) (7x7x7)/Cube 1: Measurement grid: dx=5mm, dy=5mm, dz=5mm
Reference Value = 12.7 V/m; Power Drift = -0.1 dB
Maximum value of SAR (measured) = 0.131 mW/g
Peak SAR (extrapolated) = 0.219 W/kg
SAR(1 g) = 0.117 mW/g; SAR(10 g) = 0.062 mW/g

Date: 28/04/04

46027/02/003

Test Laboratory: RADIO FREQUENCY INVESTIGATION LTD.

46027_JD02_Right_Hand_Side_Touch_1900MHz

DUT: Sendo ; Type: S601; Serial: 001031000051023

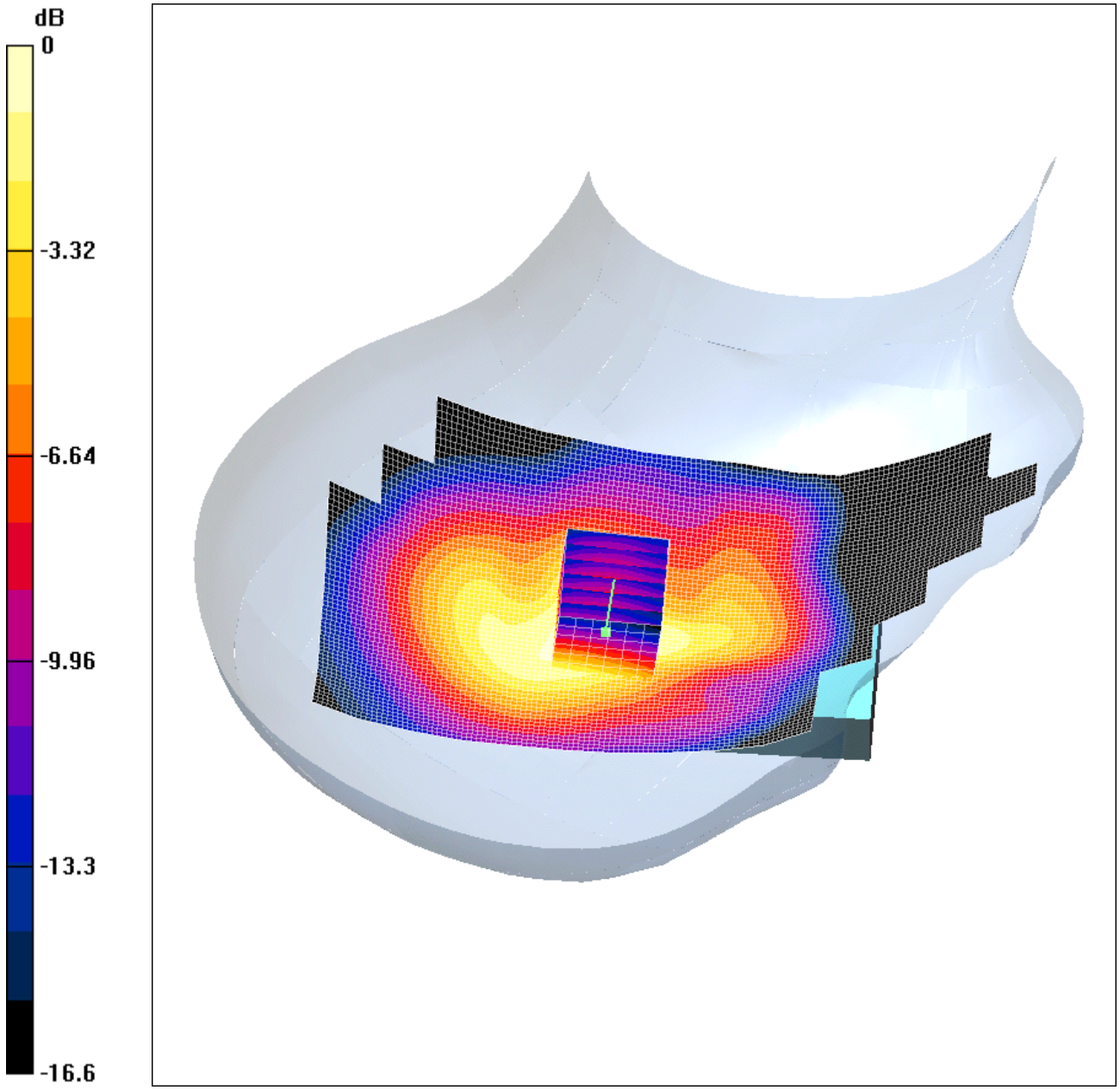

0 dB = 0.243mW/g

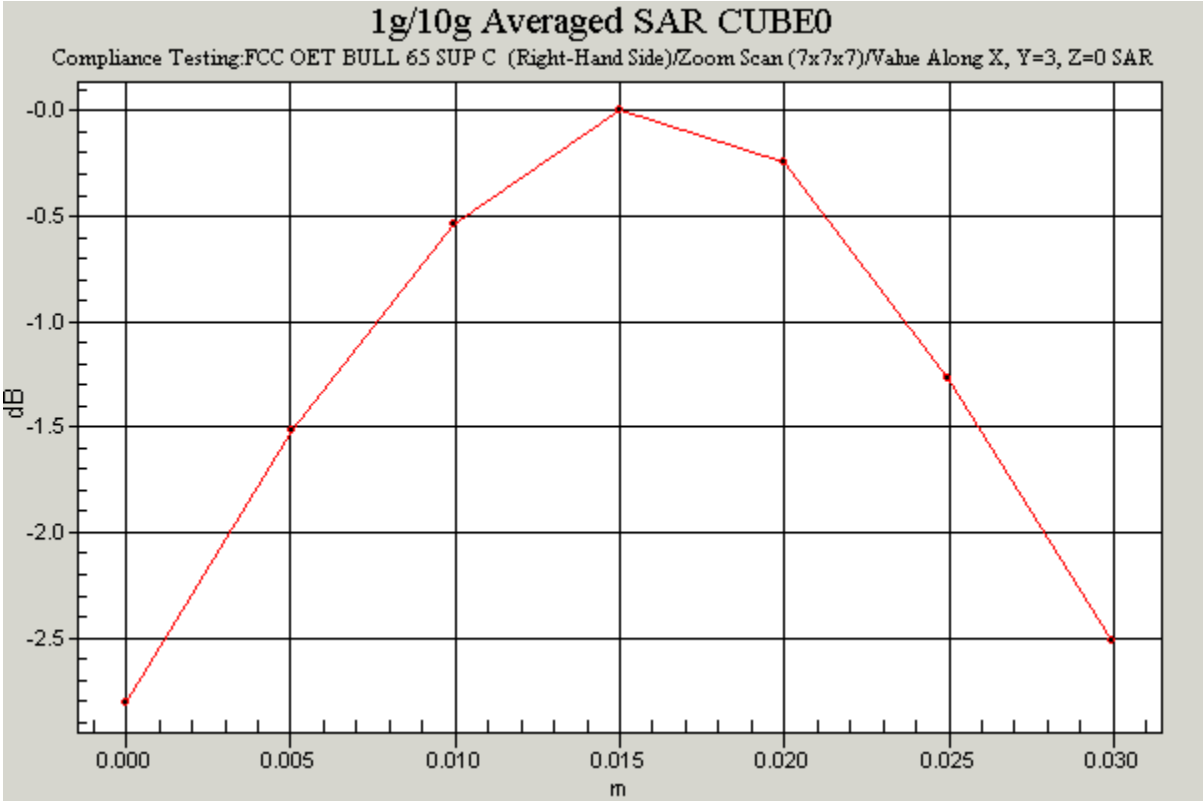
1g/10g Averaged SAR CUBE0
Compliance Testing:FCC OET BULL 65 SUP C (Right-Hand Side)/Zoom Scan (7x7x7)/Value Along X, Y=3, Z=0 SAR
dB
-0.0
-0.5
-1.0
-1.5
-2.0
-2.5
0.000
0.005
0.010
0.015
0.020
0.025
0.030
m

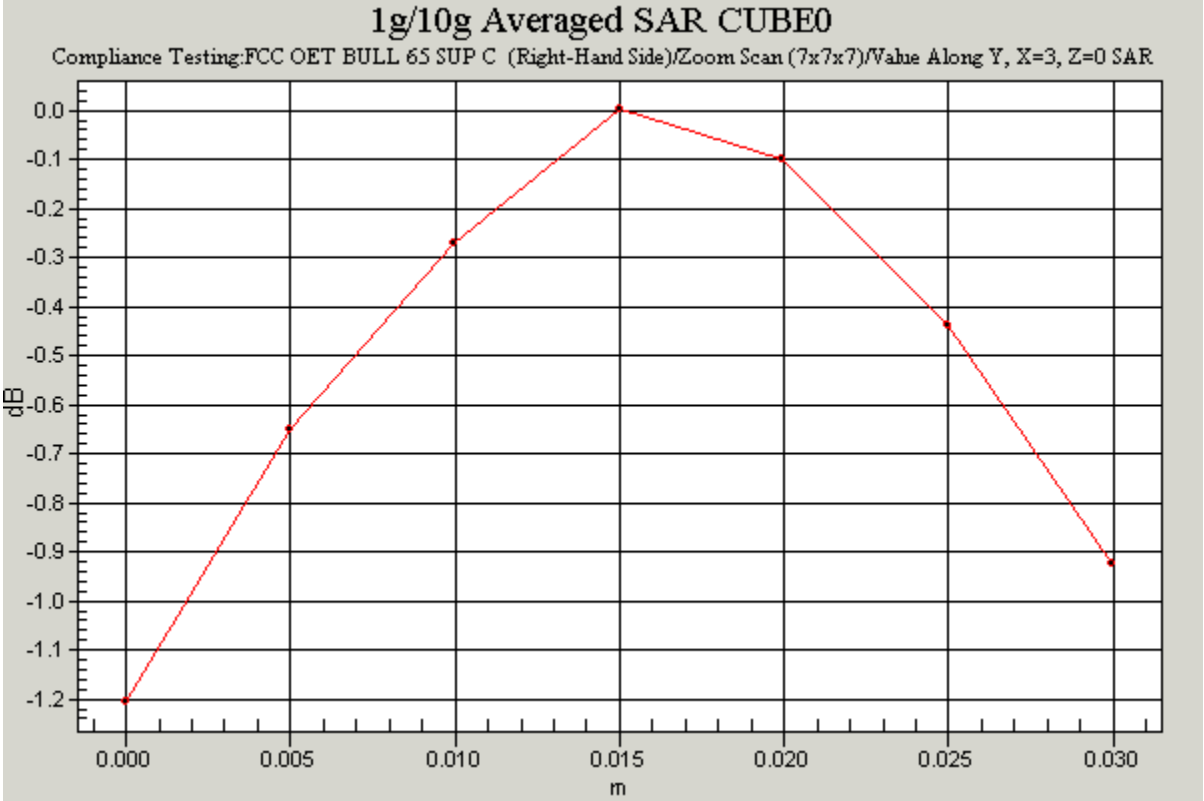
1g/10g Averaged SAR CUBE0
Compliance Testing:FCC OET BULL 65 SUP C (Right-Hand Side)/Zoom Scan (7x7x7)/Value Along Y, X=3, Z=0 SAR
dB
0.0
-0.1
-0.2
-0.3
-0.4
-0.5
-0.6
-0.7
-0.8
-0.9
-1.0
-1.1
-1.2
0.000
0.005
0.010
0.015
0.020
0.025
0.030
m

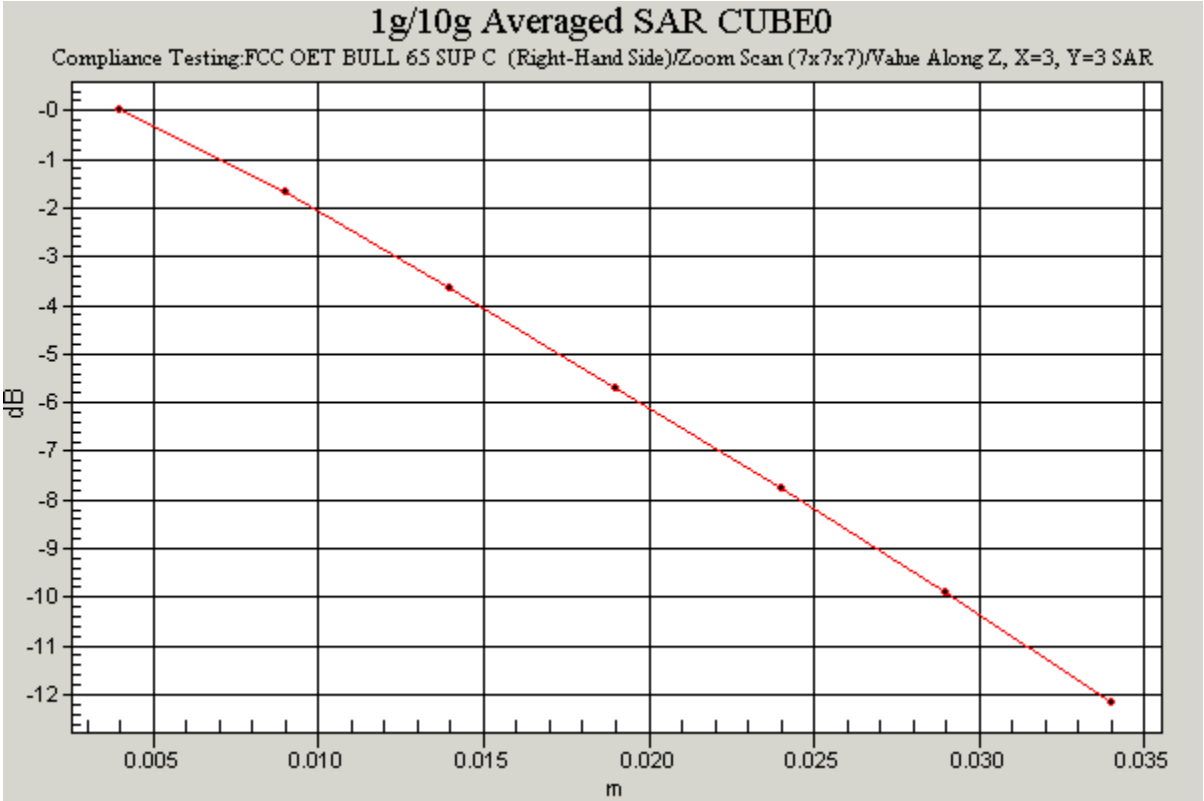

Communication System: DCS 1900; Frequency: 1879.8 MHz;Duty Cycle: 1:8.3
Medium: 1900MHz Medium parameters used (interpolated): f = 1879.8 MHz; σ = 1.42 mho/m; ε_r = 38.4; ρ = 1000 kg/m^3
Phantom section: Right Section

DASY4 Configuration:
- Probe: ET3DV6 - SN1528; ConvF(5, 5, 5); Calibrated: 29/07/2003
- Sensor-Surface: 4mm (Mechanical Surface Detection)
- Electronics: DAE3 Sn450; Calibrated: 19/05/2003
- Phantom: SAM 12b; Type: SAM 4.0; Serial: TP:1197
- Measurement SW: DASY4, V4.2 Build 44; Postprocessing SW: SEMCAD, V1.8 Build 112

Touch position - Middle/Area Scan 2 (71x141x1): Measurement grid: dx=15mm, dy=15mm
Reference Value = 12.3 V/m; Power Drift = 0.1 dB
Maximum value of SAR (interpolated) = 0.246 mW/g

Touch position - Middle/Zoom Scan (7x7x7) (7x7x7)/Cube 0: Measurement grid: dx=5mm, dy=5mm, dz=5mm
Reference Value = 12.3 V/m; Power Drift = 0.1 dB
Maximum value of SAR (measured) = 0.243 mW/g
Peak SAR (extrapolated) = 0.312 W/kg
SAR(1 g) = 0.219 mW/g; SAR(10 g) = 0.134 mW/g

Date: 28/04/04

46027/02/004

Test Laboratory: RADIO FREQUENCY INVESTIGATION LTD.

46027_JD02_Right_Hand_Side_Tilt_1900MHz

DUT: Sendo ; Type: S601; Serial: 001031000051023

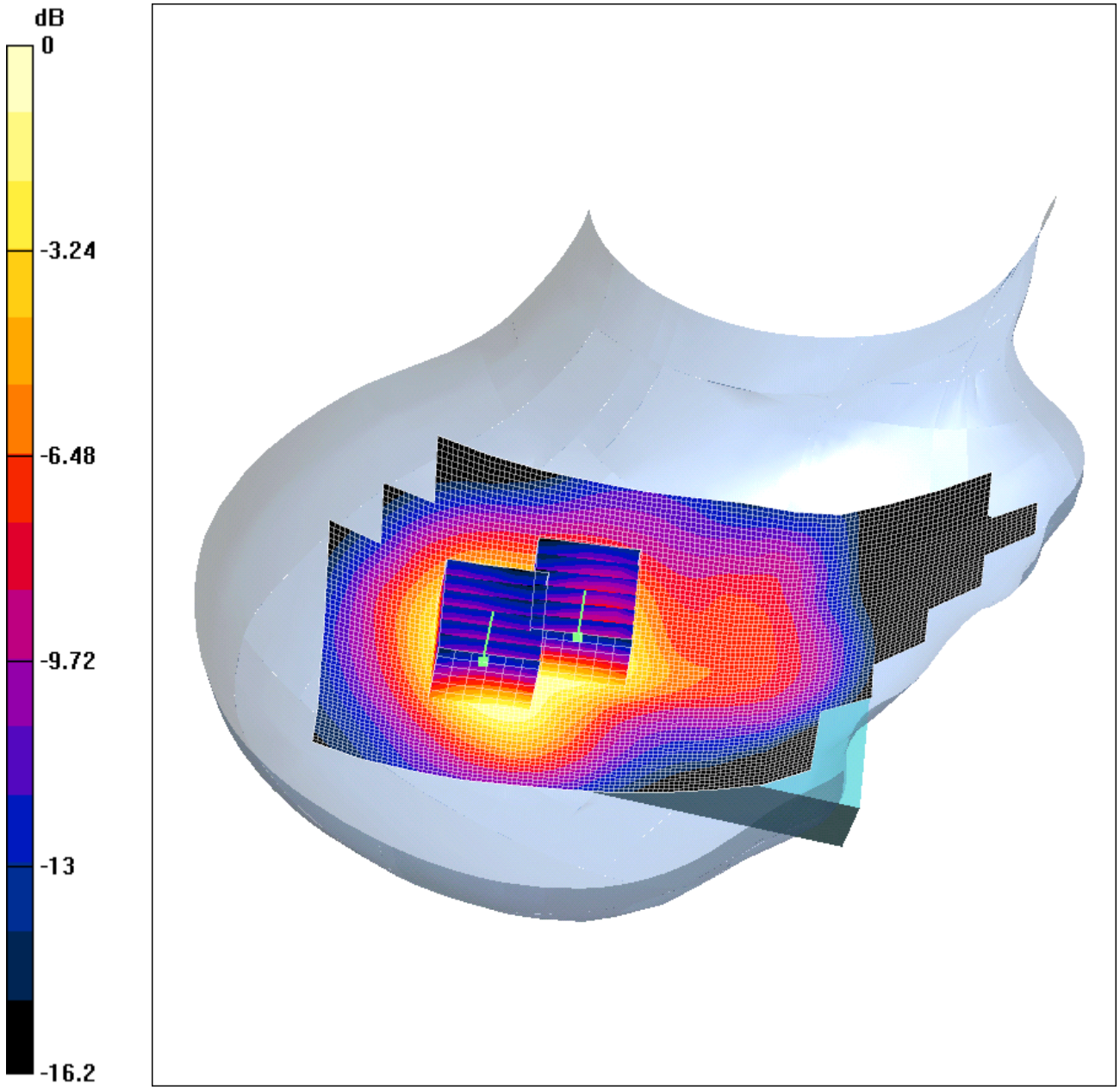

0 dB = 0.175mW/g

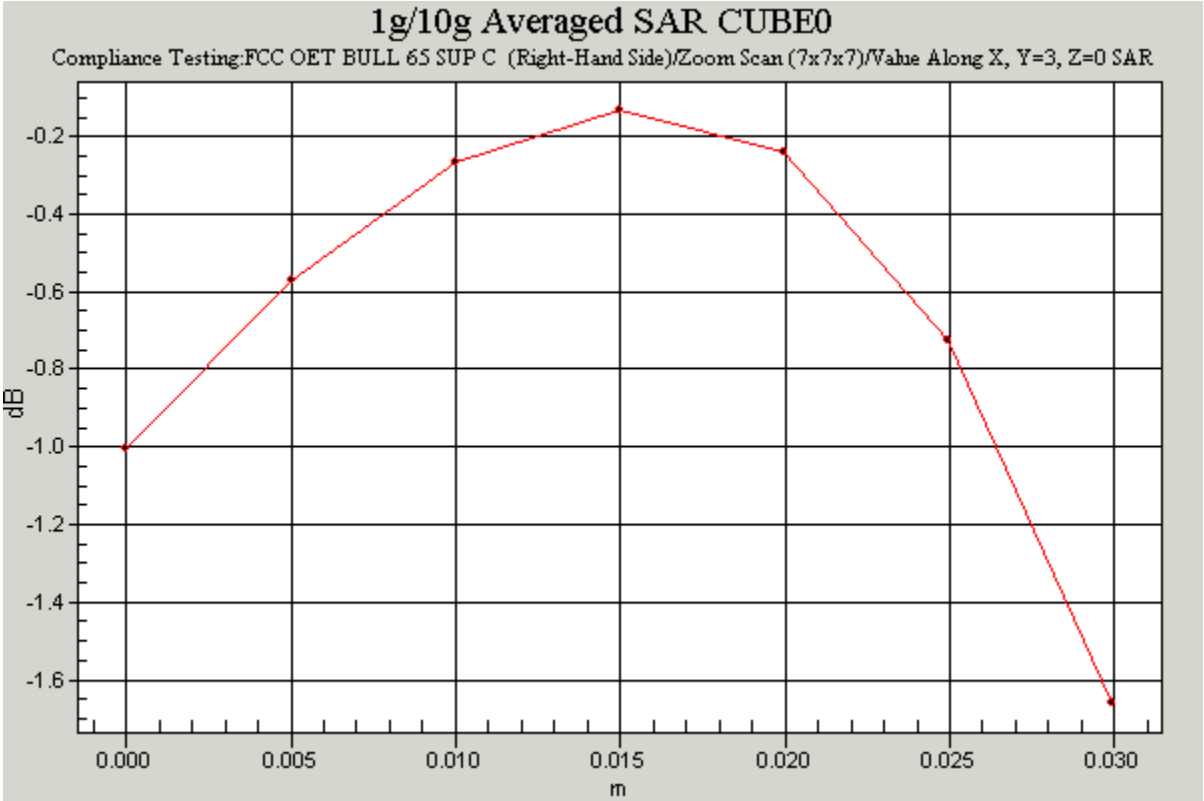
1g/10g Averaged SAR CUBE0
Compliance Testing:FCC OET BULL 65 SUP C (Right-Hand Side)/Zoom Scan (7x7x7)/Value Along X, Y=3, Z=0 SAR
dB
-0.2
-0.4
-0.6
-0.8
-1.0
-1.2
-1.4
-1.6
0.000
0.005
0.010
0.015
0.020
0.025
0.030
m

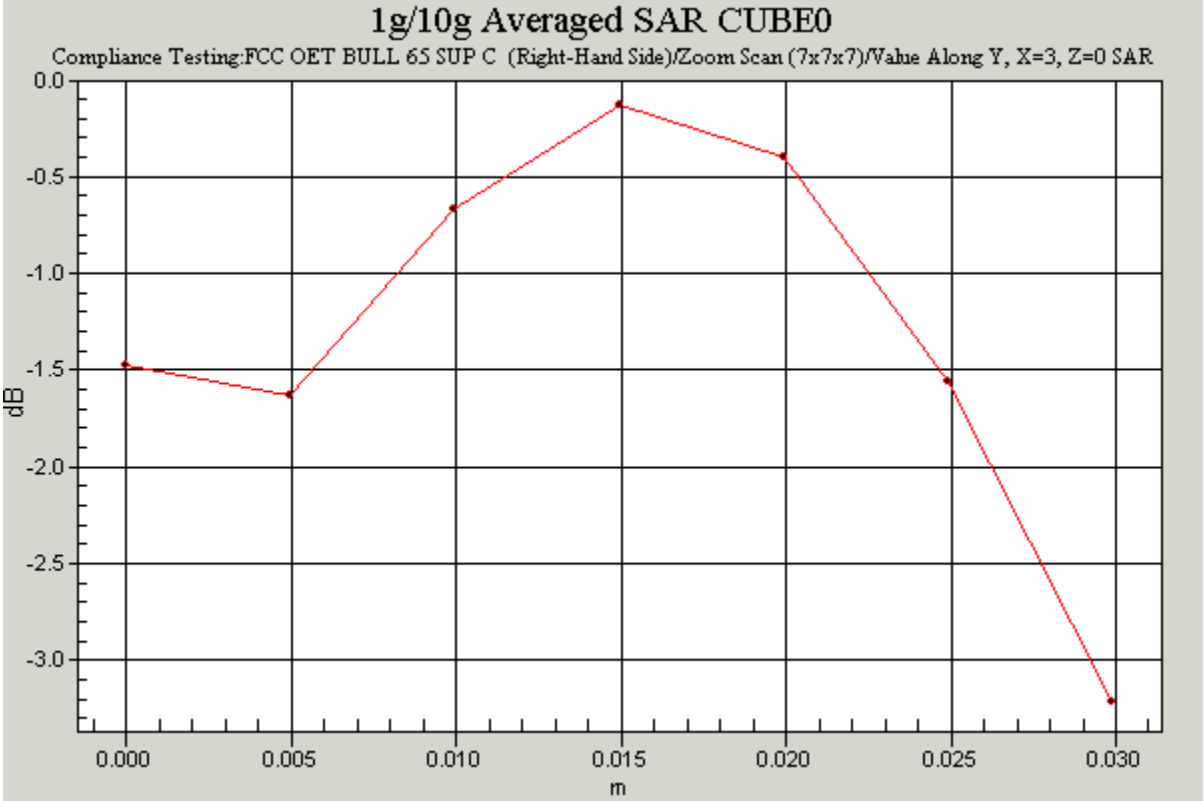
1g/10g Averaged SAR CUBE0
Compliance Testing:FCC OET BULL 65 SUP C (Right-Hand Side)/Zoom Scan (7x7x7)/Value Along Y, X=3, Z=0 SAR
dB
0.0
-0.5
-1.0
-1.5
-2.0
-2.5
-3.0
0.000
0.005
0.010
0.015
0.020
0.025
0.030
m

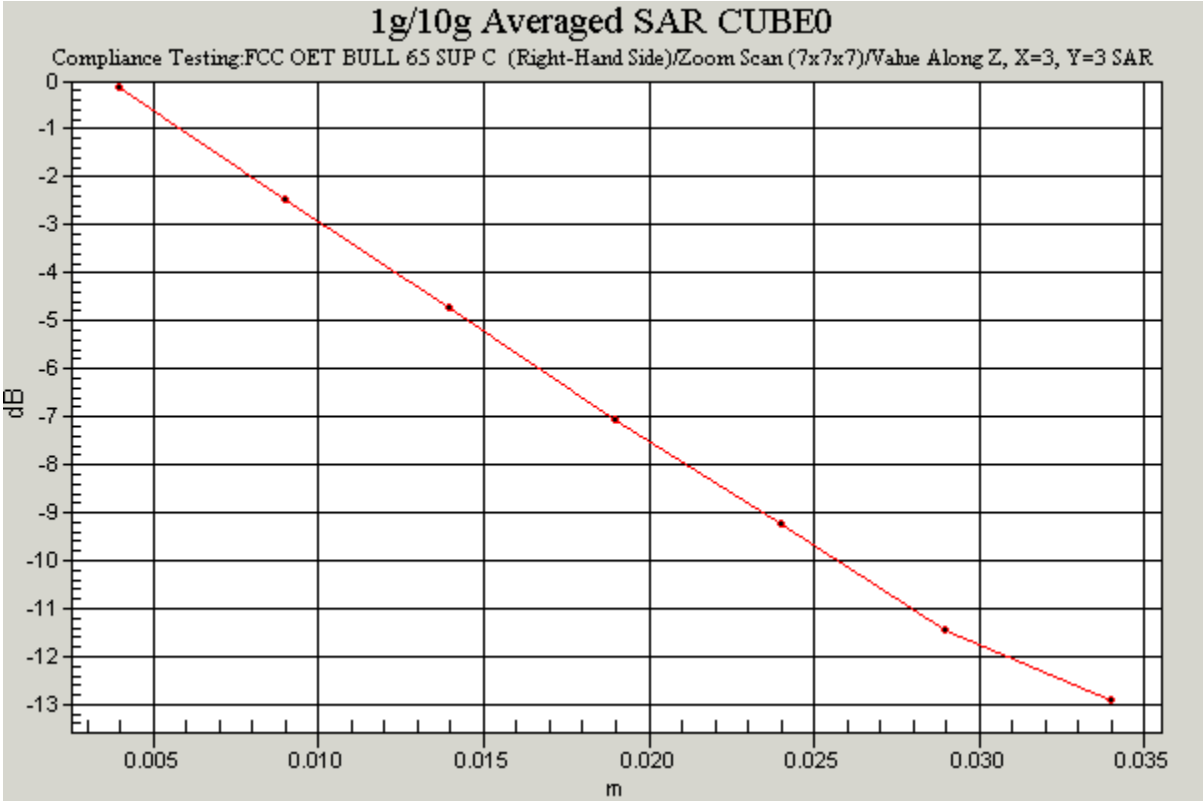
1g/10g Averaged SAR CUBE0
Compliance Testing:FCC OET BULL 65 SUP C (Right-Hand Side)/Zoom Scan (7x7x7)/Value Along Z, X=3, Y=3 SAR
dB
0
-1
-2
-3
-4
-5
-6
-7
-8
-9
-10
-11
-12
-13
0.005
0.010
0.015
0.020
0.025
0.030
0.035
m

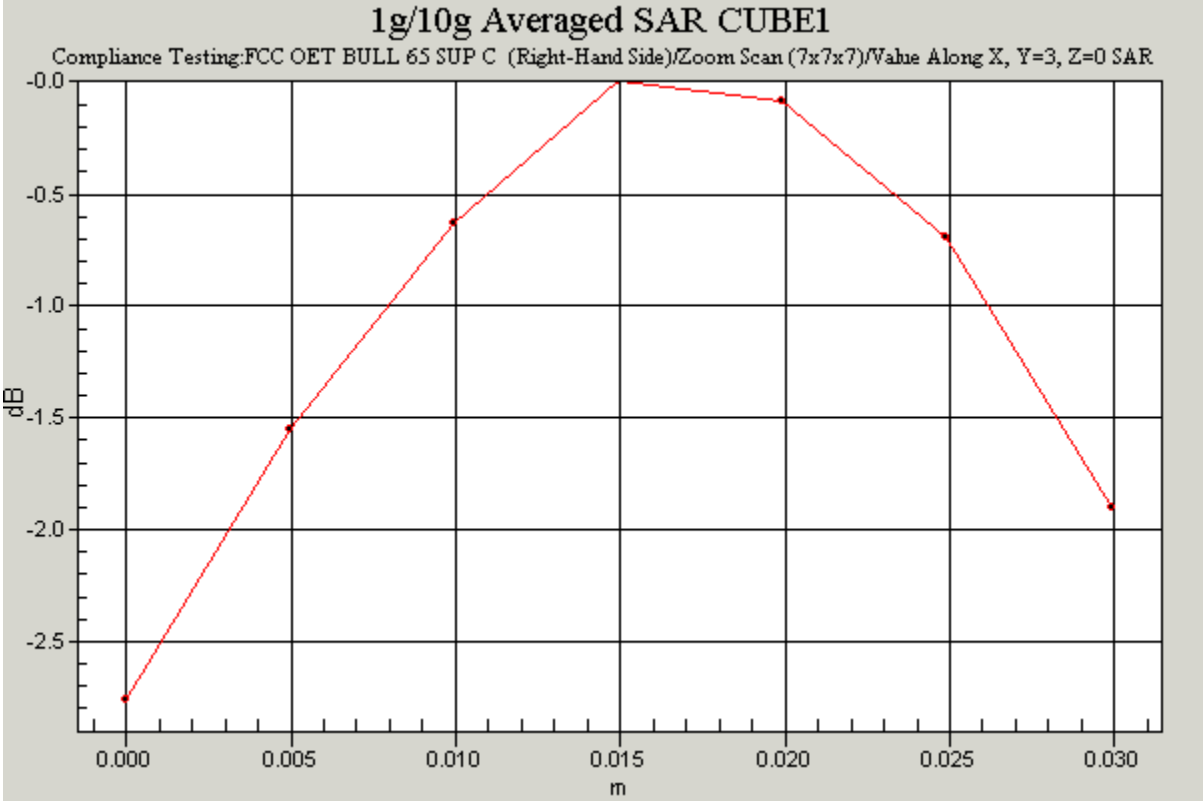
1g/10g Averaged SAR CUBE1
Compliance Testing:FCC OET BULL 65 SUP C (Right-Hand Side)/Zoom Scan (7x7x7)/Value Along X, Y=3, Z=0 SAR
dB
-0.0
-0.5
-1.0
-1.5
-2.0
-2.5
0.000
0.005
0.010
0.015
0.020
0.025
0.030
m

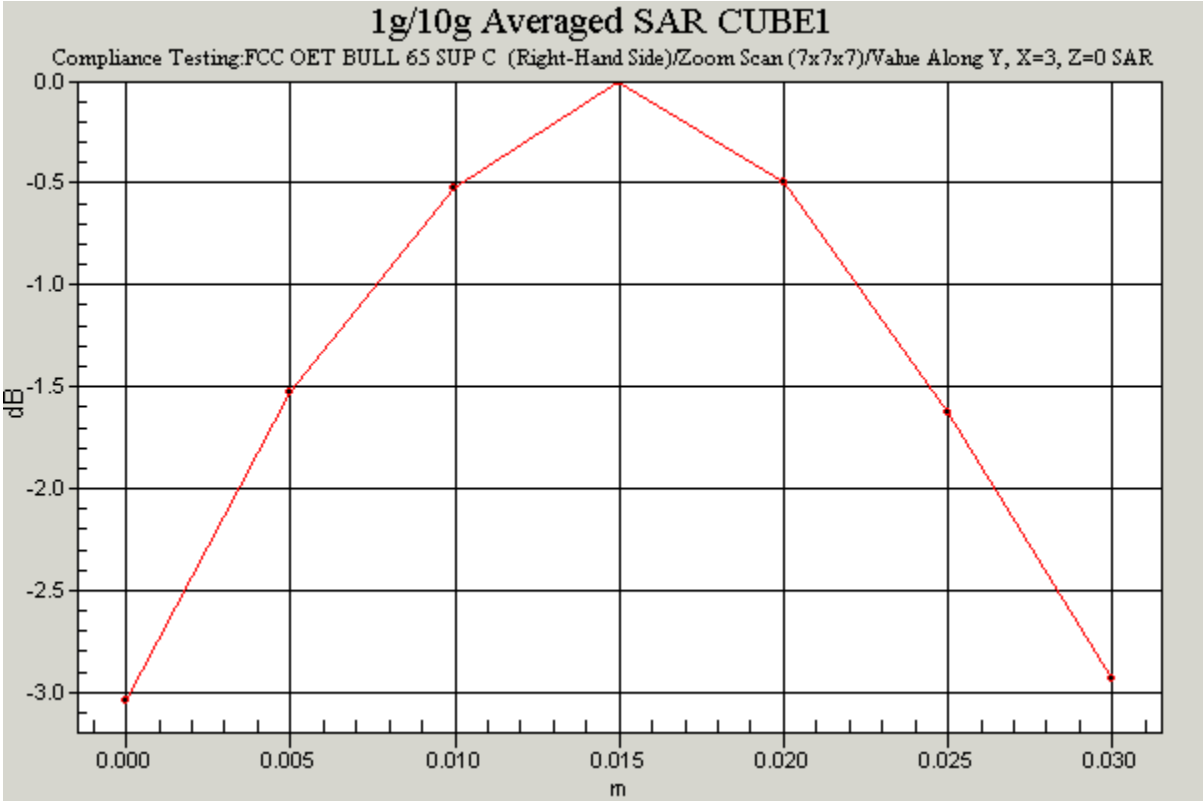

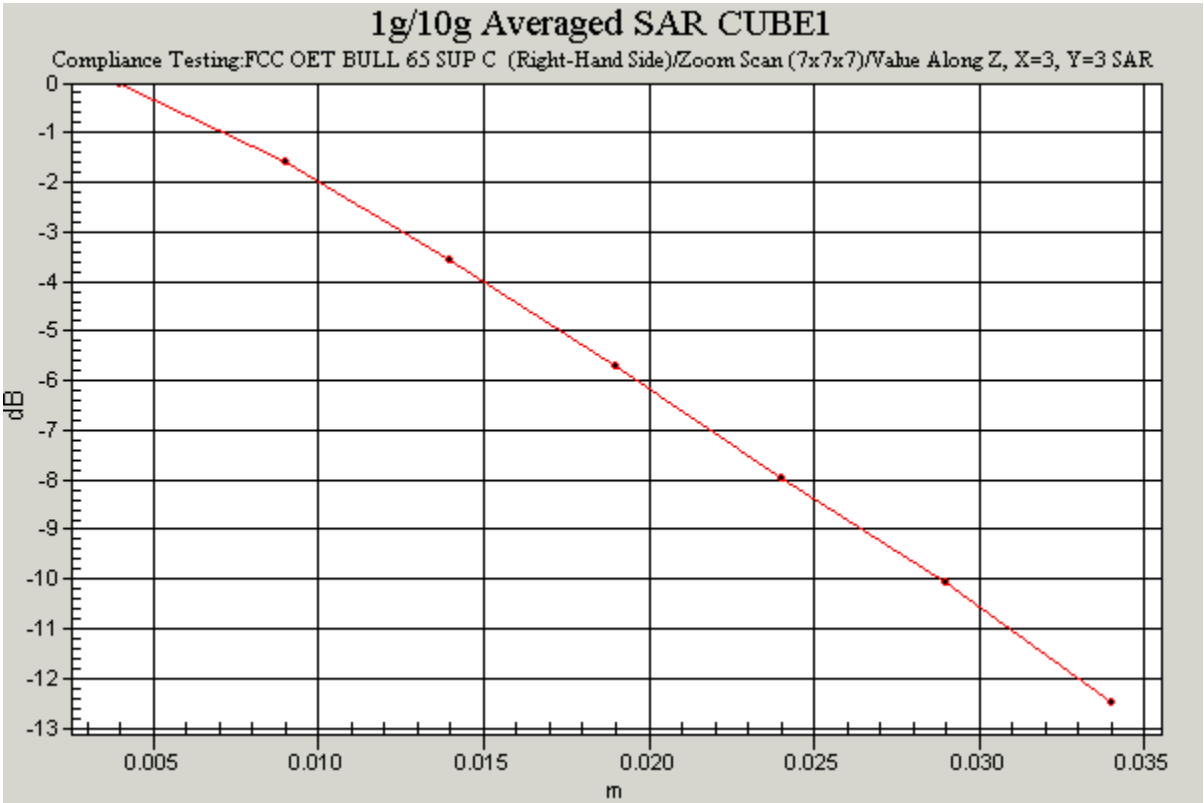

Communication System: DCS 1900; Frequency: 1879.8 MHz;Duty Cycle: 1:8.3
Medium: 1900MHz Medium parameters used (interpolated): f = 1879.8 MHz; σ = 1.42 mho/m; ε_r = 38.4; ρ

= 1000 kg/m^3
Phantom section: Right Section

DASY4 Configuration:
- Probe: ET3DV6 - SN1528; ConvF(5, 5, 5); Calibrated: 29/07/2003
- Sensor-Surface: 4mm (Mechanical Surface Detection)
- Electronics: DAE3 Sn450; Calibrated: 19/05/2003
- Phantom: SAM 12b; Type: SAM 4.0; Serial: TP:1197
- Measurement SW: DASY4, V4.2 Build 44; Postprocessing SW: SEMCAD, V1.8 Build 112

Tilt position - Middle/Area Scan 2 (71x141x1): Measurement grid: dx=15mm, dy=15mm
Reference Value = 11.3 V/m; Power Drift = -0.1 dB
Maximum value of SAR (interpolated) = 0.174 mW/g

Tilt position - Middle/Zoom Scan (7x7x7) (7x7x7)/Cube 0: Measurement grid: dx=5mm, dy=5mm, dz=5mm
Reference Value = 11.3 V/m; Power Drift = -0.1 dB
Maximum value of SAR (measured) = 0.170 mW/g
Peak SAR (extrapolated) = 0.269 W/kg
SAR(1 g) = 0.154 mW/g; SAR(10 g) = 0.088 mW/g

Tilt position - Middle/Zoom Scan (7x7x7) (7x7x7)/Cube 1: Measurement grid: dx=5mm, dy=5mm, dz=5mm
Reference Value = 11.3 V/m; Power Drift = -0.1 dB
Maximum value of SAR (measured) = 0.175 mW/g
Peak SAR (extrapolated) = 0.223 W/kg
SAR(1 g) = 0.157 mW/g; SAR(10 g) = 0.092 mW/g

Date: 28/04/04

46027/02/005

Test Laboratory: RADIO FREQUENCY INVESTIGATION LTD.

46027_JD02_Left_Hand_Side_Touch_1900MHz

DUT: Sendo ; Type: S601; Serial: 001031000051023

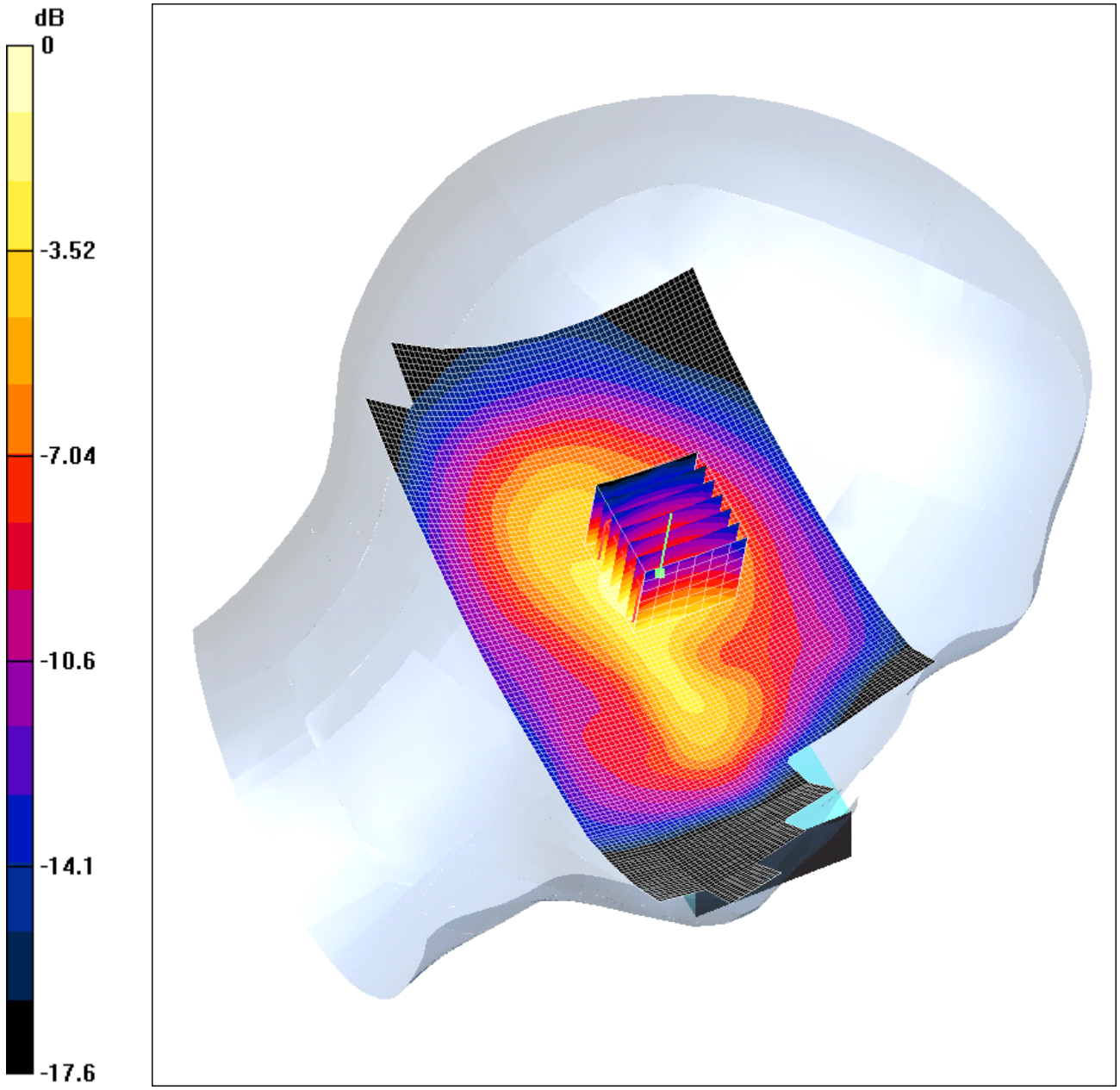

0 dB = 0.132mW/g

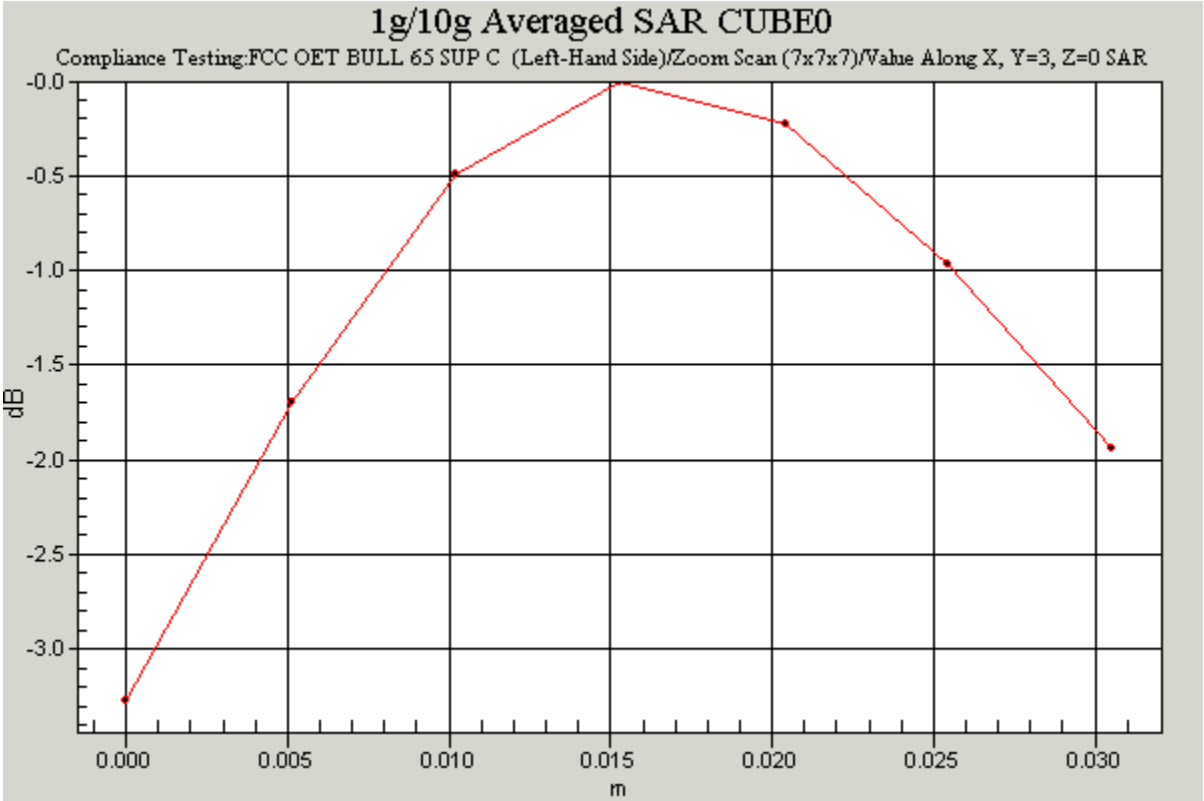
1g/10g Averaged SAR CUBE0
Compliance Testing:FCC OET BULL 65 SUP C (Left-Hand Side)/Zoom Scan (7x7x7)/Value Along X, Y=3, Z=0 SAR
-0.0
-0.5
-1.0
-1.5
-2.0
-2.5
-3.0
dB
0.000
0.005
0.010
0.015
0.020
0.025
0.030
m

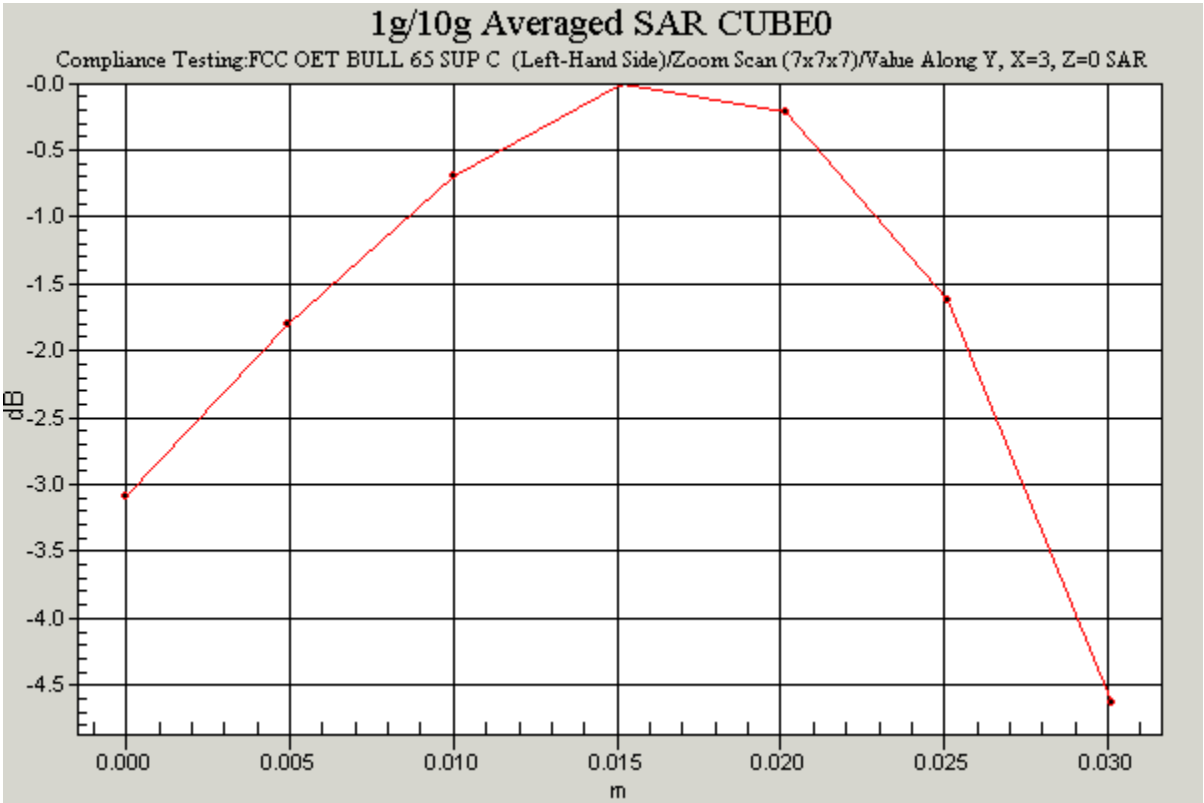
1g/10g Averaged SAR CUBE0
Compliance Testing:FCC OET BULL 65 SUP C (Left-Hand Side)/Zoom Scan (7x7x7)/Value Along Y, X=3, Z=0 SAR
-0.0
-0.5
-1.0
-1.5
-2.0
-2.5
-3.0
-3.5
-4.0
-4.5
dB
0.000
0.005
0.010
0.015
0.020
0.025
0.030
m

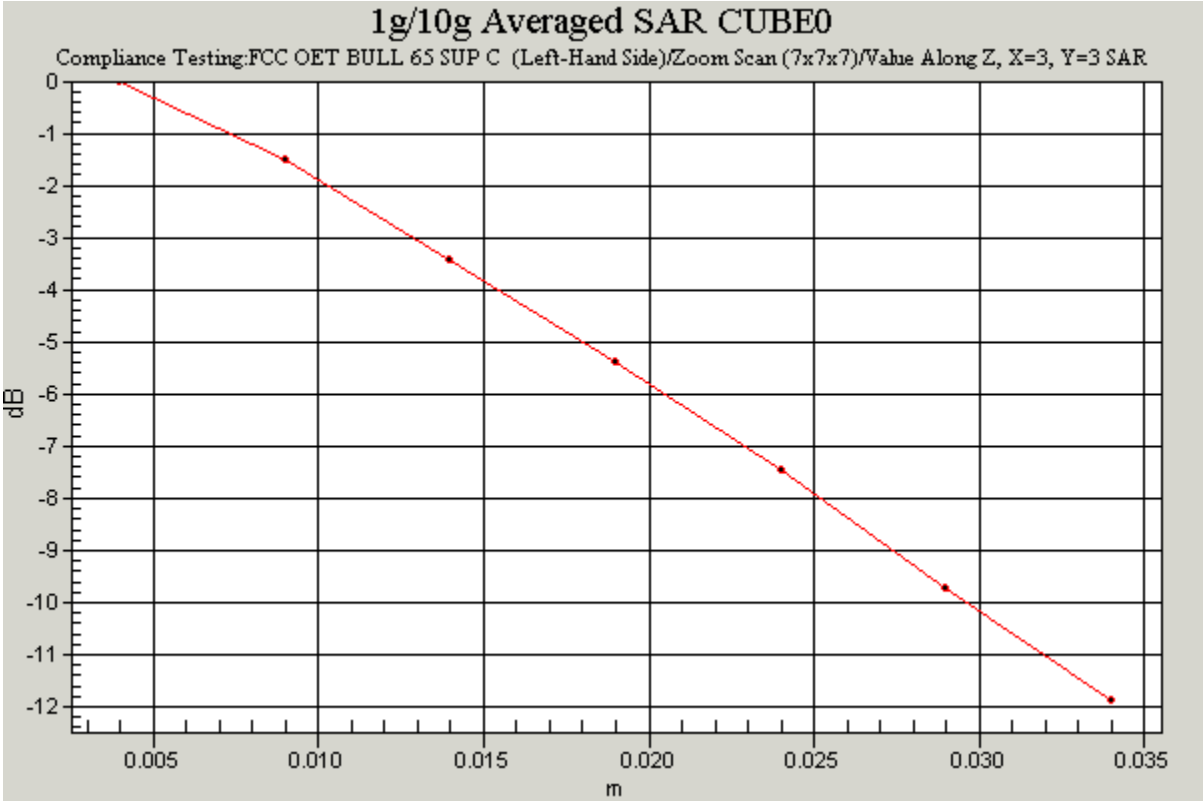

Communication System: DCS 1900; Frequency: 1850.2 MHz;Duty Cycle: 1:8.3
Medium: 1900MHz Medium parameters used (interpolated): f = 1850.2 MHz; σ = 1.39 mho/m; ε_r = 38.6; ρ = 1000 kg/m^3
Phantom section: Left Section

DASY4 Configuration:
- Probe: ET3DV6 - SN1528; ConvF(5, 5, 5); Calibrated: 29/07/2003
- Sensor-Surface: 4mm (Mechanical Surface Detection)
- Electronics: DAE3 Sn450; Calibrated: 19/05/2003
- Phantom: SAM 12b; Type: SAM 4.0; Serial: TP:1197
- Measurement SW: DASY4, V4.2 Build 44; Postprocessing SW: SEMCAD, V1.8 Build 112

Touch position - Low/Area Scan 2 (71x141x1): Measurement grid: dx=15mm, dy=15mm
Reference Value = 9.42 V/m; Power Drift = 0.0 dB
Maximum value of SAR (interpolated) = 0.130 mW/g

Touch position - Low/Zoom Scan (7x7x7) (7x7x7)/Cube 0: Measurement grid: dx=5mm, dy=5mm, dz=5mm
Reference Value = 9.42 V/m; Power Drift = 0.0 dB
Maximum value of SAR (measured) = 0.132 mW/g
Peak SAR (extrapolated) = 0.168 W/kg
SAR(1 g) = 0.118 mW/g; SAR(10 g) = 0.069 mW/g

Date: 28/04/04

46027/02/006

Test Laboratory: RADIO FREQUENCY INVESTIGATION LTD.

46027_JD02_Left_Hand_Side_Touch_1900MHz

DUT: Sendo ; Type: S601; Serial: 001031000051023

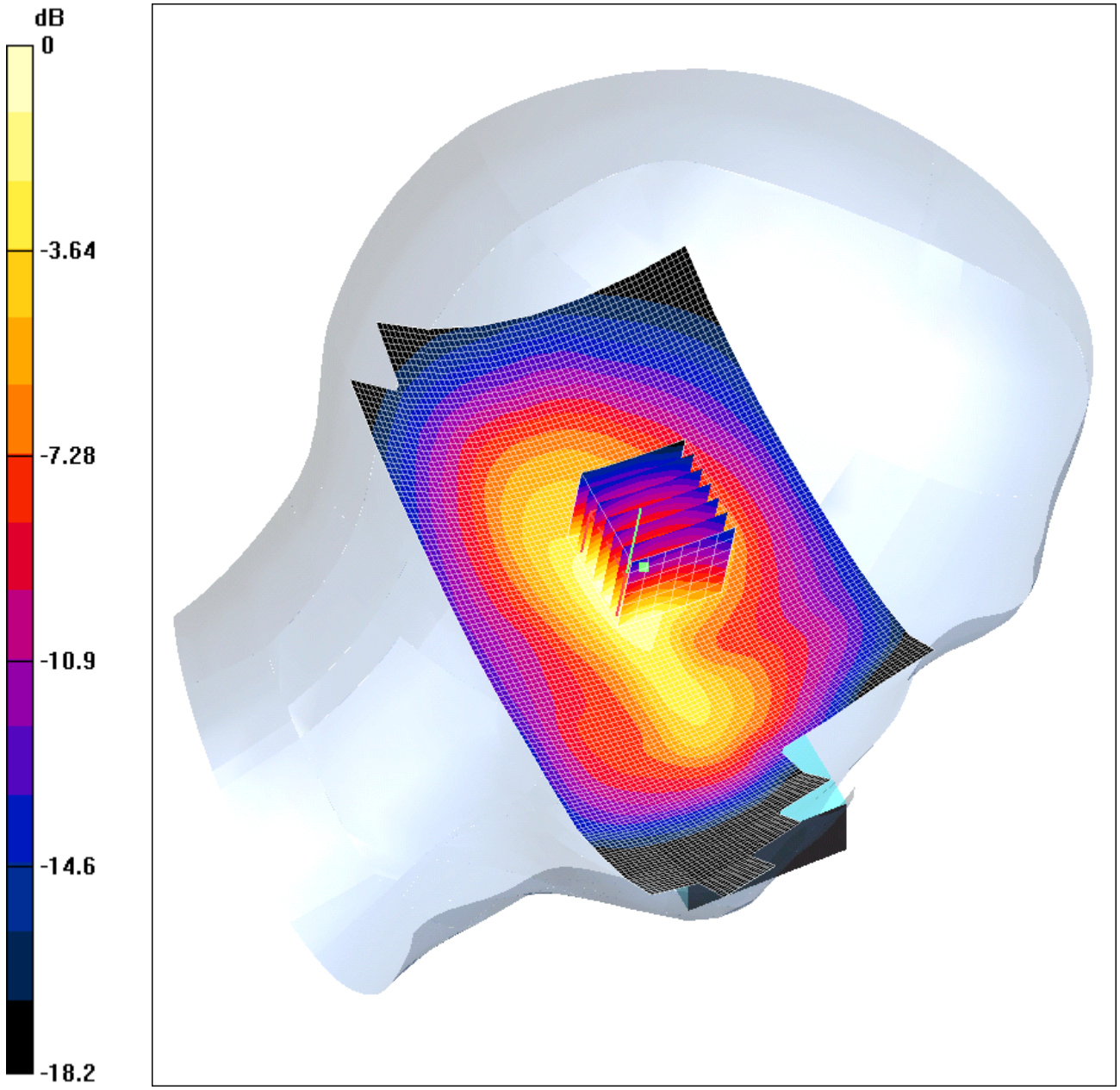

0 dB = 0.425mW/g

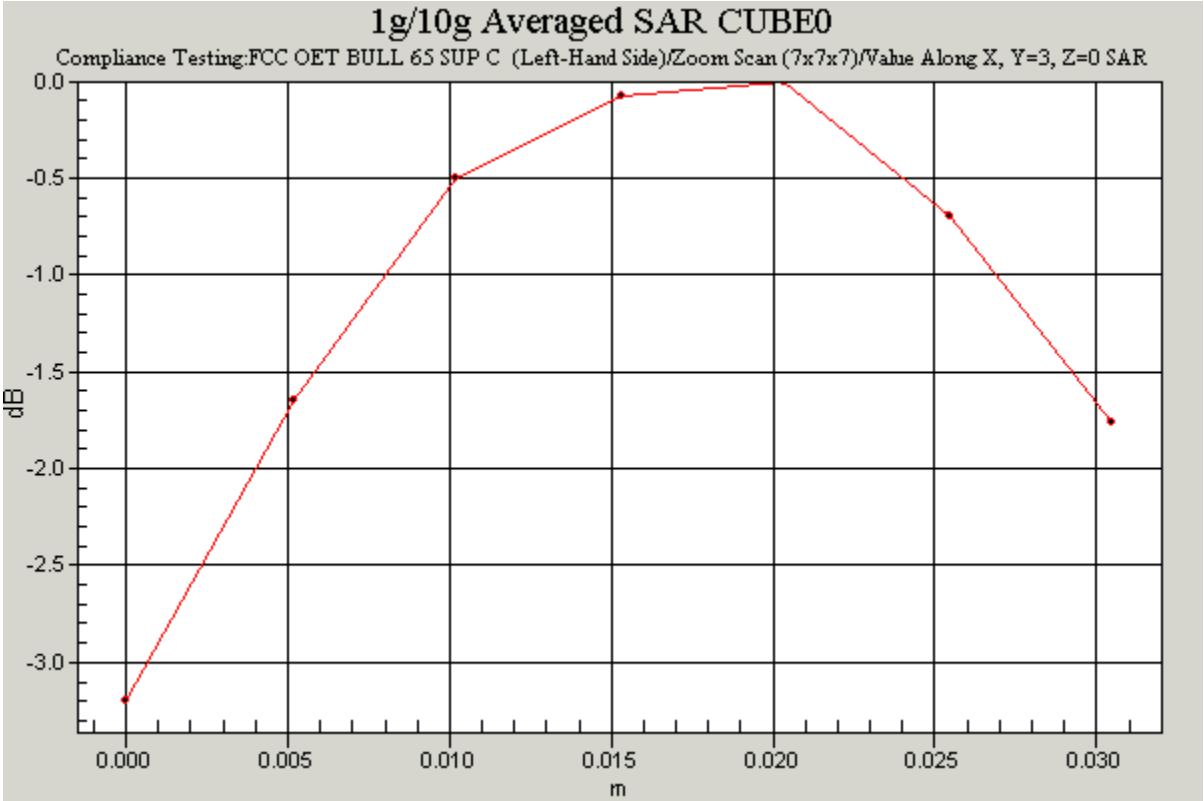
1g/10g Averaged SAR CUBE0
Compliance Testing:FCC OET BULL 65 SUP C (Left-Hand Side)/Zoom Scan (7x7x7)/Value Along X, Y=3, Z=0 SAR
0.0
-0.5
-1.0
-1.5
-2.0
-2.5
-3.0
dB
0.000
0.005
0.010
0.015
0.020
0.025
0.030
m

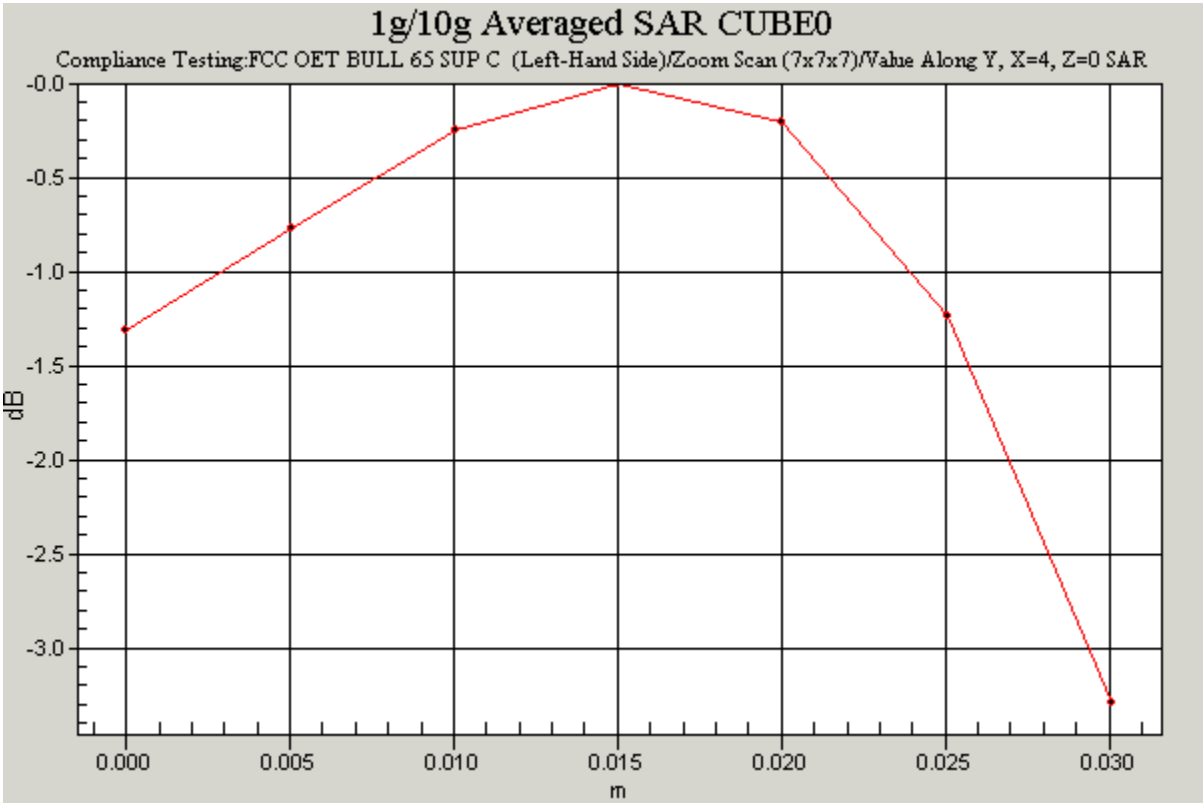
1g/10g Averaged SAR CUBE0
Compliance Testing:FCC OET BULL 65 SUP C (Left-Hand Side)/Zoom Scan (7x7x7)/Value Along Y, X=4, Z=0 SAR
-0.0
-0.5
-1.0
-1.5
-2.0
-2.5
-3.0
dB
0.000
0.005
0.010
0.015
0.020
0.025
0.030
m

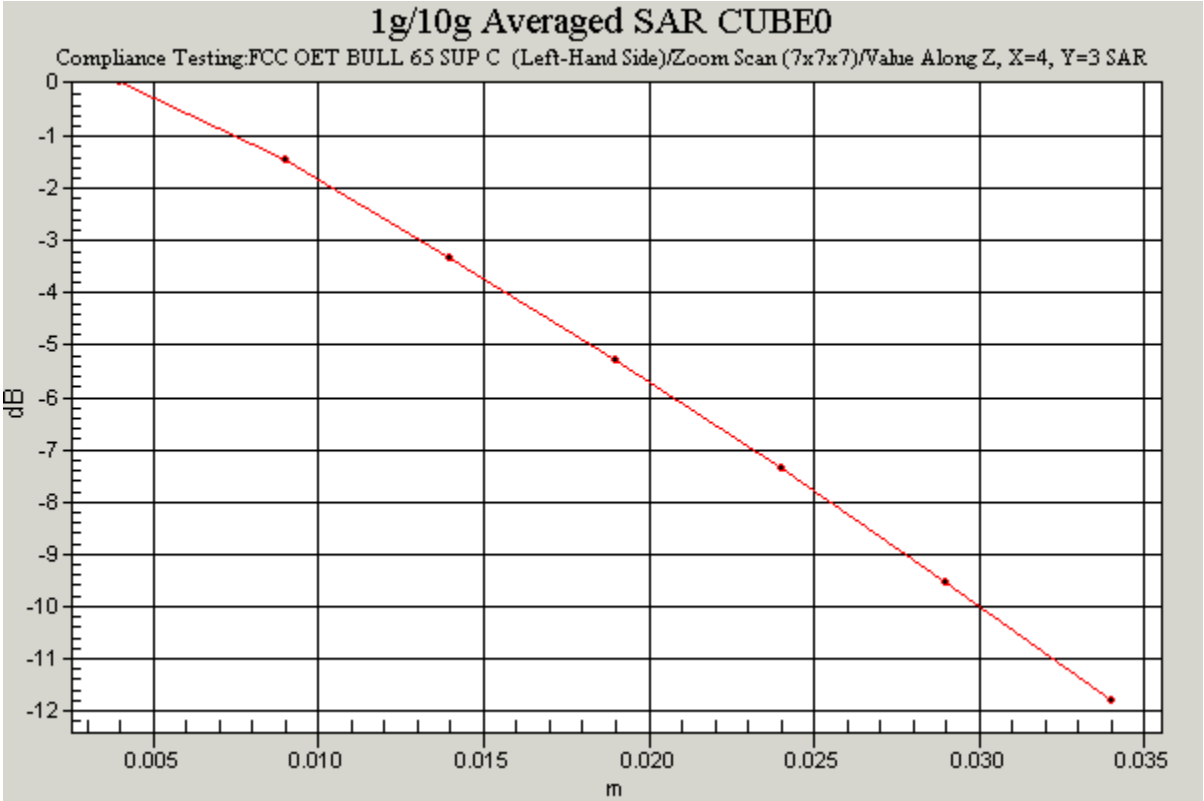

Communication System: DCS 1900; Frequency: 1909.8 MHz;Duty Cycle: 1:8.3
Medium: 1900MHz Medium parameters used (interpolated): f = 1909.8 MHz; σ = 1.45 mho/m; ε_r = 38.3; ρ = 1000 kg/m^3
Phantom section: Left Section

DASY4 Configuration:
- Probe: ET3DV6 - SN1528; ConvF(4.8, 4.8, 4.8); Calibrated: 29/07/2003
- Sensor-Surface: 4mm (Mechanical Surface Detection)
- Electronics: DAE3 Sn450; Calibrated: 19/05/2003
- Phantom: SAM 12b; Type: SAM 4.0; Serial: TP:1197
- Measurement SW: DASY4, V4.2 Build 44; Postprocessing SW: SEMCAD, V1.8 Build 112

Touch position - High/Area Scan 2 (71x141x1): Measurement grid: dx=15mm, dy=15mm
Reference Value = 17.5 V/m; Power Drift = -0.1 dB
Maximum value of SAR (interpolated) = 0.426 mW/g

Touch position - High/Zoom Scan (7x7x7) (7x7x7)/Cube 0: Measurement grid: dx=5mm, dy=5mm, dz=5mm
Reference Value = 17.5 V/m; Power Drift = -0.1 dB
Maximum value of SAR (measured) = 0.425 mW/g
Peak SAR (extrapolated) = 0.526 W/kg
SAR(1 g) = 0.389 mW/g; SAR(10 g) = 0.233 mW/g

Date: 28/04/04

46027/02/007

Test Laboratory: RADIO FREQUENCY INVESTIGATION LTD.

46027_JD02_Flat_Section_1900MHz_Rear_Facing_Phantom

DUT: Sendo ; Type: S601; Serial: 001031000051023

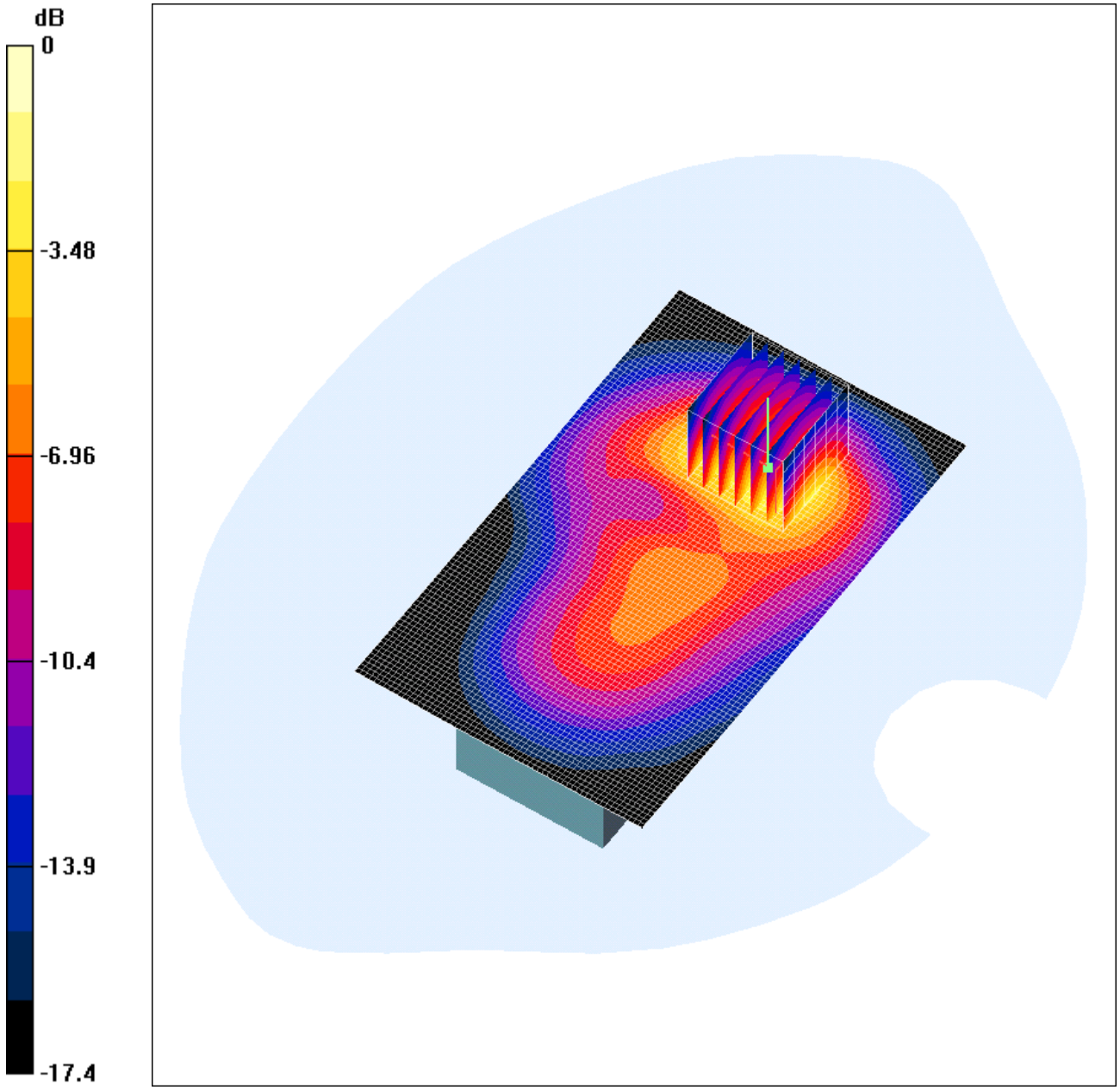

0 dB = 0.192mW/g

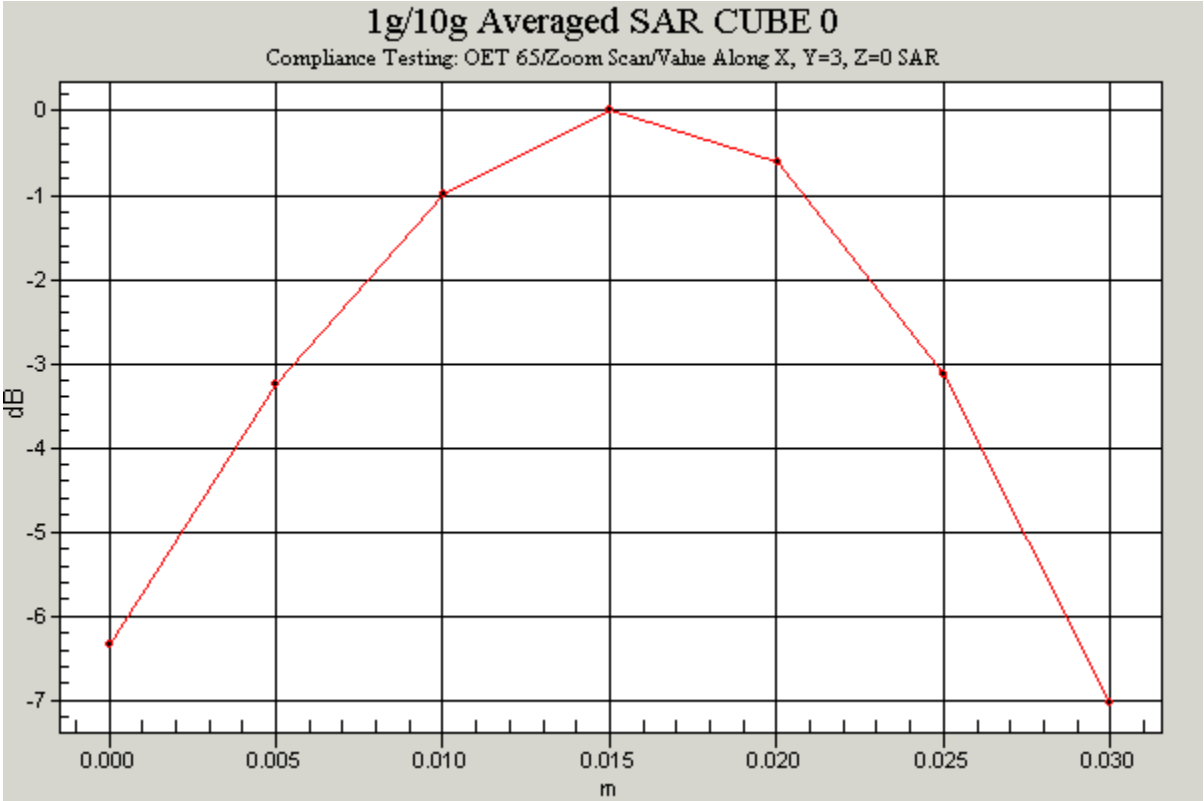
1g/10g Averaged SAR CUBE 0
Compliance Testing: OET 65/Zoom Scan/Value Along X, Y=3, Z=0 SAR
dB
0
-1
-2
-3
-4
-5
-6
-7
0.000
0.005
0.010
0.015
0.020
0.025
0.030
m

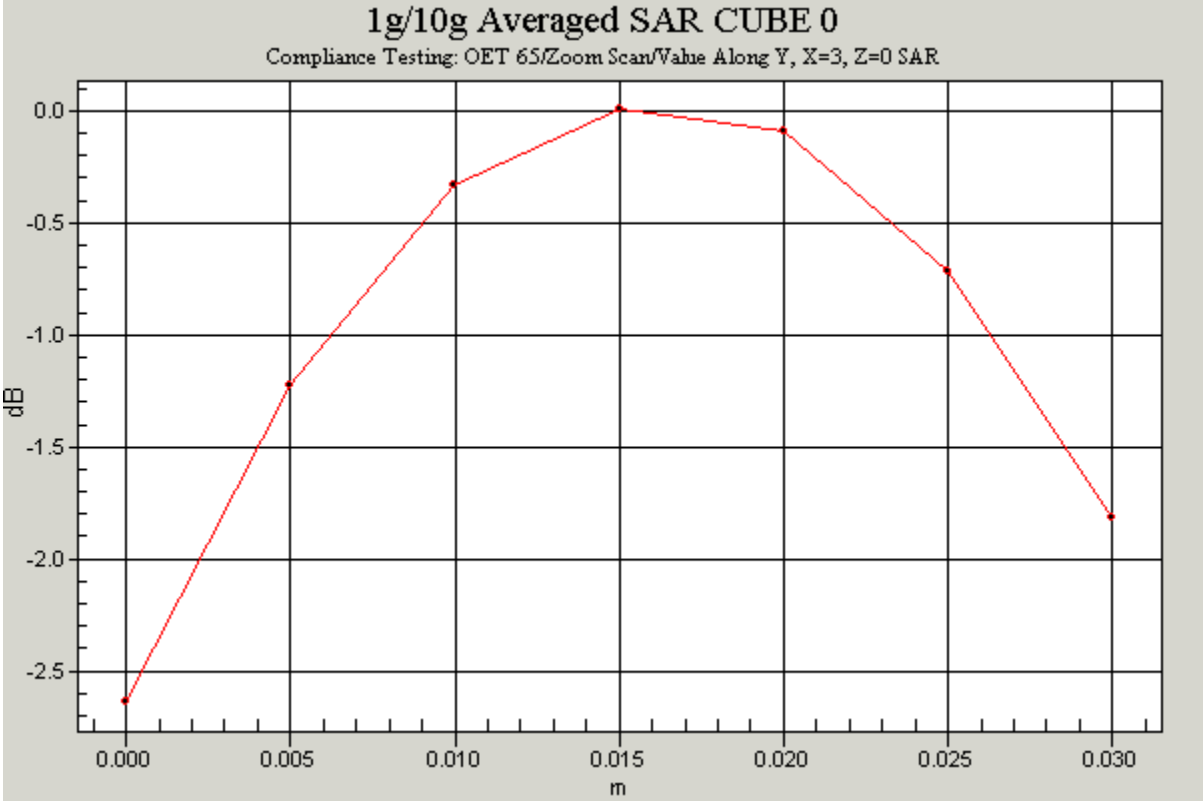
1g/10g Averaged SAR CUBE 0
Compliance Testing: OET 65/Zoom Scan/Value Along Y, X=3, Z=0 SAR
dB
0.0
-0.5
-1.0
-1.5
-2.0
-2.5
0.000
0.005
0.010
0.015
0.020
0.025
0.030
m

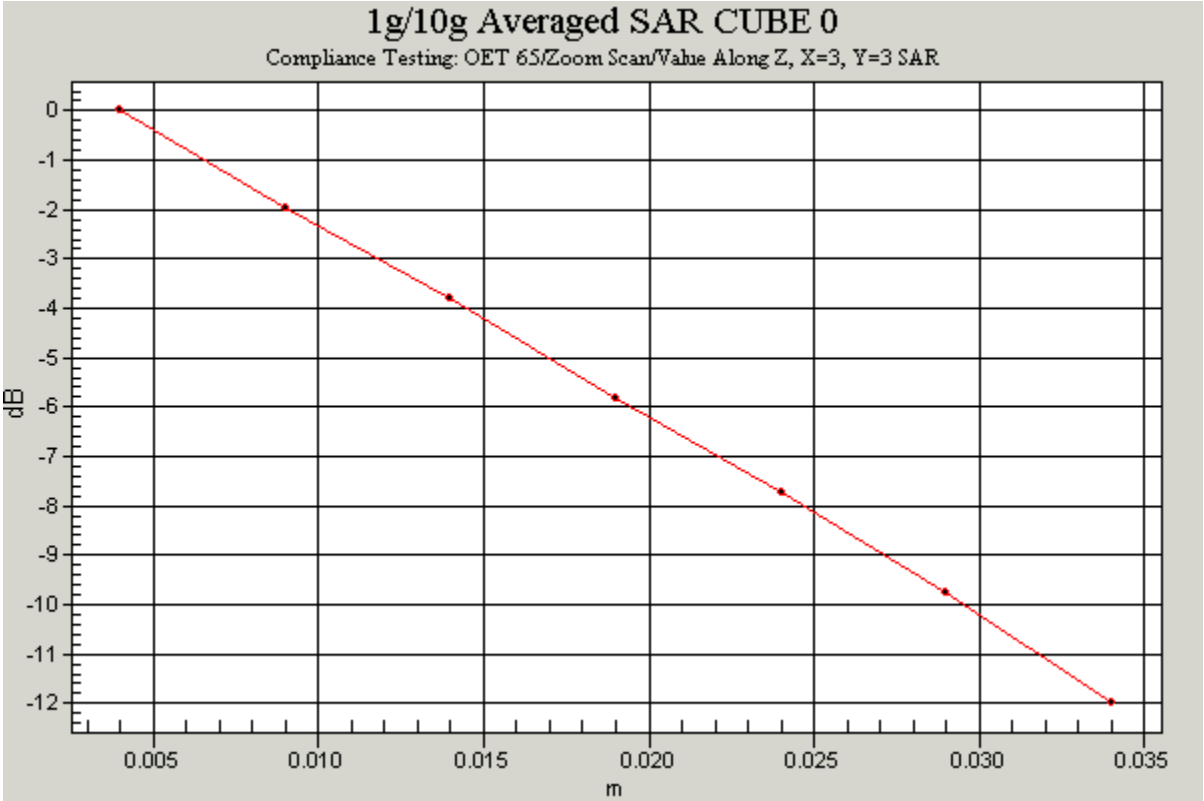

Communication System: DCS 1900; Frequency: 1879.8 MHz;Duty Cycle: 1:8.3
Medium: 1900MHz MSL Medium parameters used (interpolated): f = 1879.8 MHz; σ = 1.48 mho/m; ε_r = 51.5; ρ = 1000 kg/m^3
Phantom section: Flat Section

DASY4 Configuration:
- Probe: ET3DV6 - SN1528; ConvF(4.7, 4.7, 4.7); Calibrated: 29/07/2003
- Sensor-Surface: 4mm (Mechanical Surface Detection)
- Electronics: DAE3 Sn450; Calibrated: 19/05/2003
- Phantom: SAM 12b; Type: SAM 4.0; Serial: TP:1197
- Measurement SW: DASY4, V4.2 Build 44; Postprocessing SW: SEMCAD, V1.8 Build 112

Rear facing phantom, Middle/Area Scan (61x101x1): Measurement grid: dx=15mm, dy=15mm
Reference Value = 5.71 V/m; Power Drift = -0.1 dB
Maximum value of SAR (interpolated) = 0.185 mW/g

Rear facing phantom, Middle/Zoom Scan (7x7x7)/Cube 0: Measurement grid: dx=5mm, dy=5mm, dz=5mm
Reference Value = 5.71 V/m; Power Drift = -0.1 dB
Maximum value of SAR (measured) = 0.192 mW/g
Peak SAR (extrapolated) = 0.285 W/kg
SAR(1 g) = 0.170 mW/g; SAR(10 g) = 0.090 mW/g

Date: 29/04/04

46027/02/08

Test Laboratory: RADIO FREQUENCY INVESTIGATION LTD.

46027_JD02_Flat_Section_1900MHz_Front_Facing_Phantom

DUT: Sendo ; Type: S601; Serial: 001031000051023

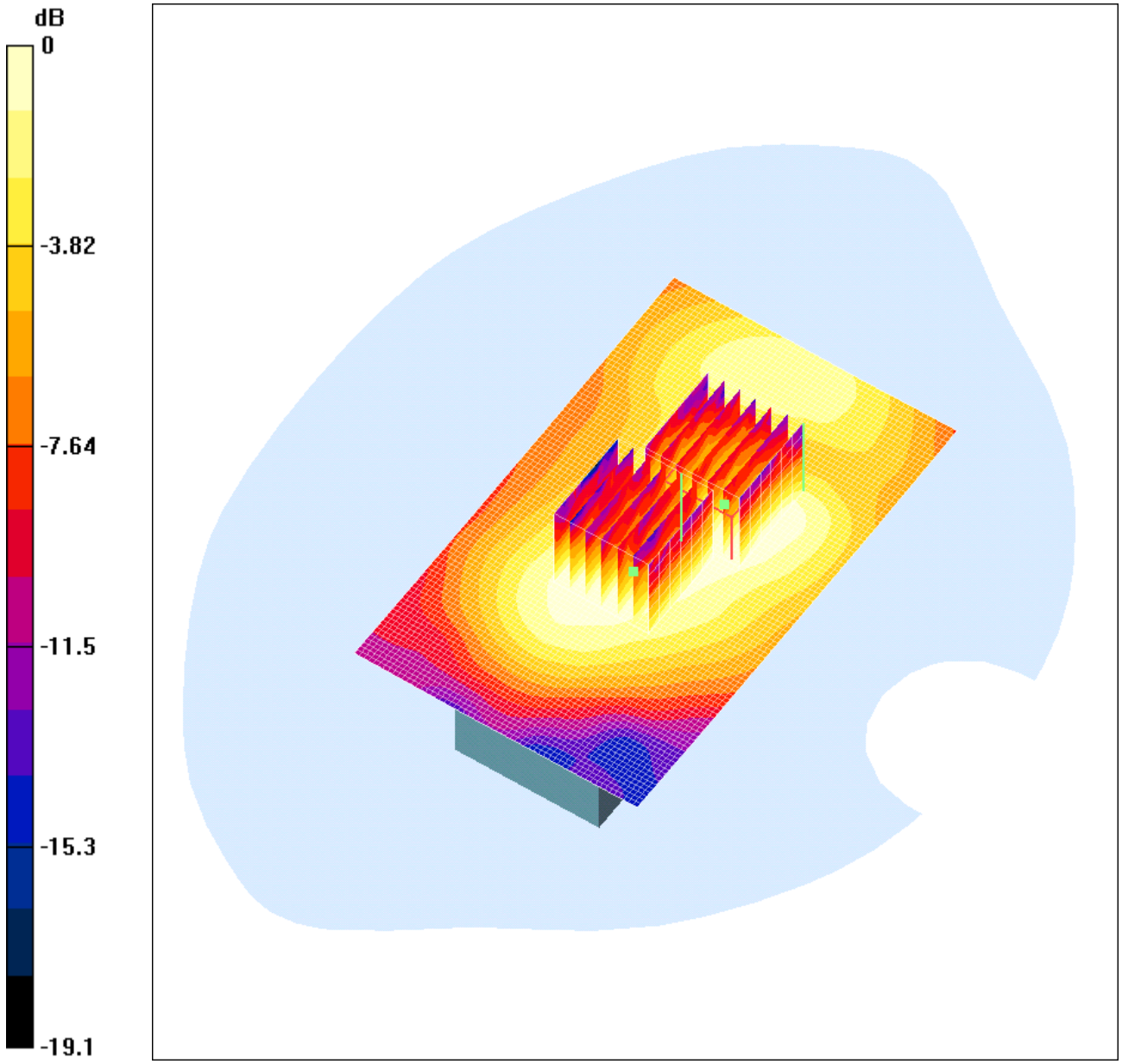

0 dB = 0.015mW/g

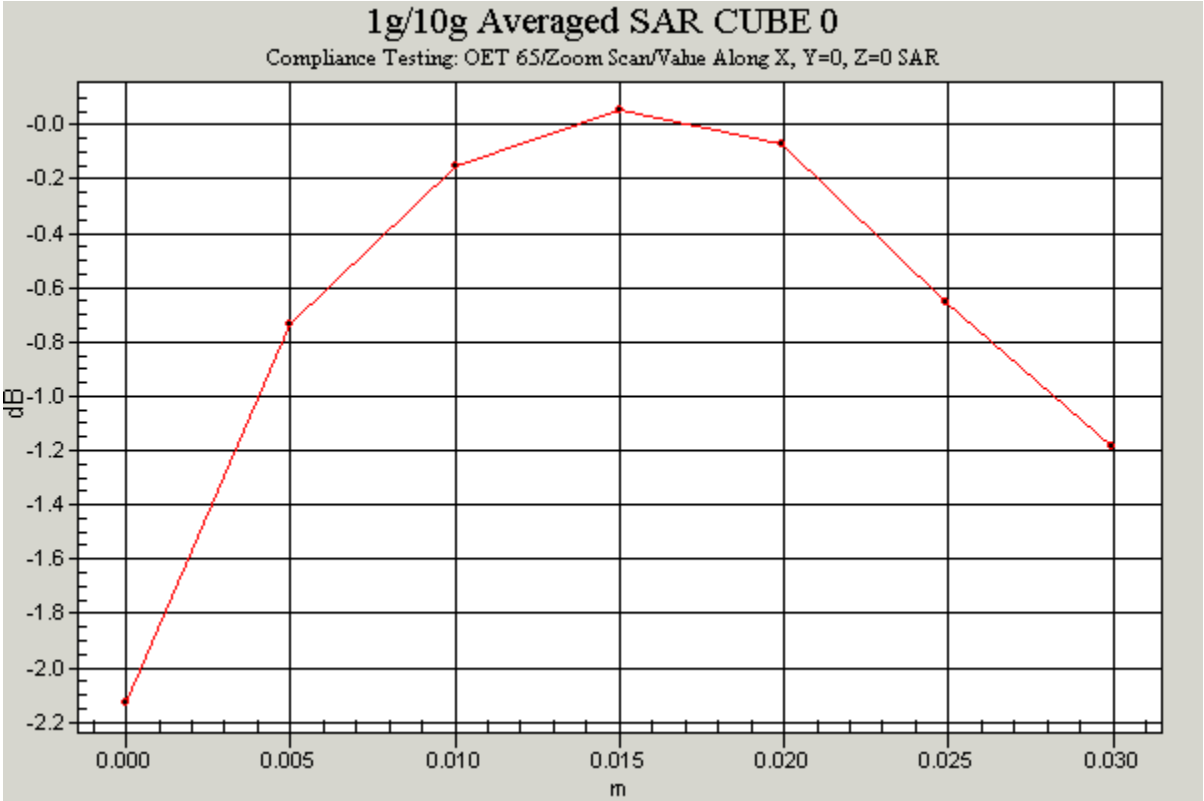
1g/10g Averaged SAR CUBE 0
Compliance Testing: OET 65/Zoom Scan/Value Along X, Y=0, Z=0 SAR
dB
-0.0
-0.2
-0.4
-0.6
-0.8
-1.0
-1.2
-1.4
-1.6
-1.8
-2.0
-2.2
0.000
0.005
0.010
0.015
0.020
0.025
0.030
m

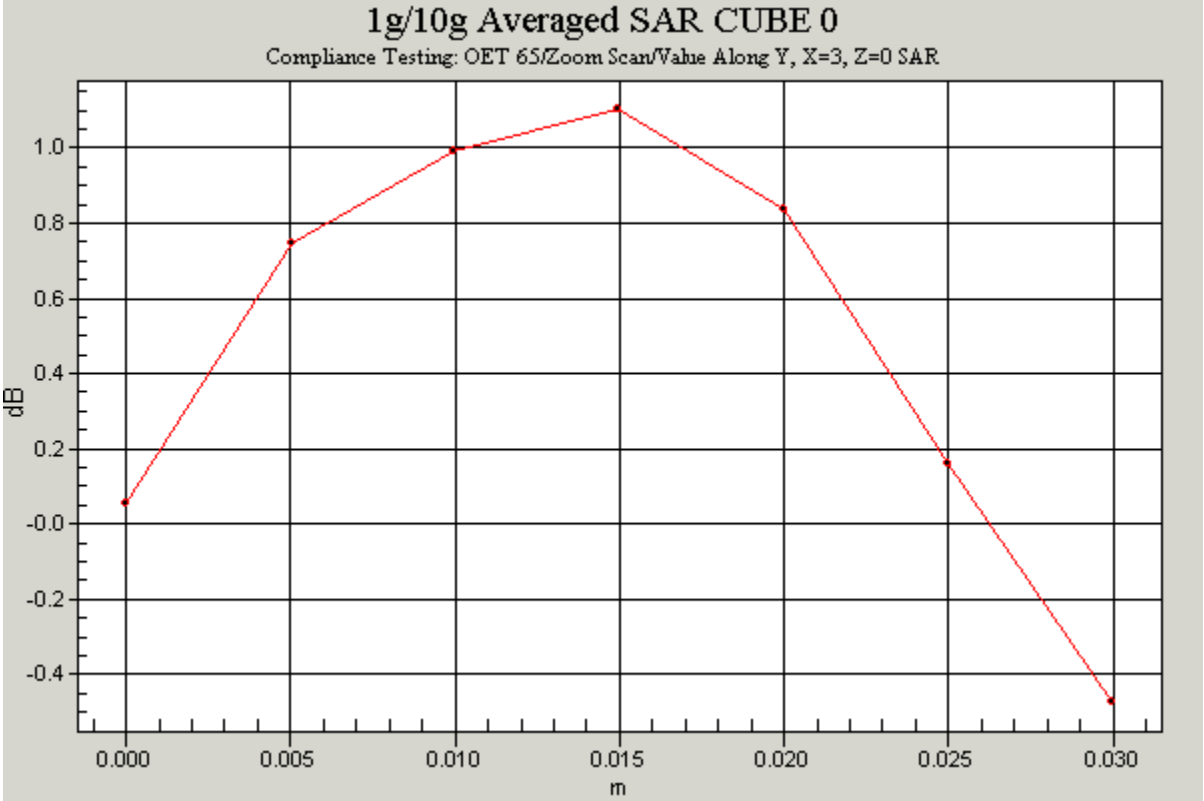
1g/10g Averaged SAR CUBE 0
Compliance Testing: OET 65/Zoom Scan/Value Along Y, X=3, Z=0 SAR
dB
1.0
0.8
0.6
0.4
0.2
-0.0
-0.2
-0.4
0.000
0.005
0.010
0.015
0.020
0.025
0.030
m

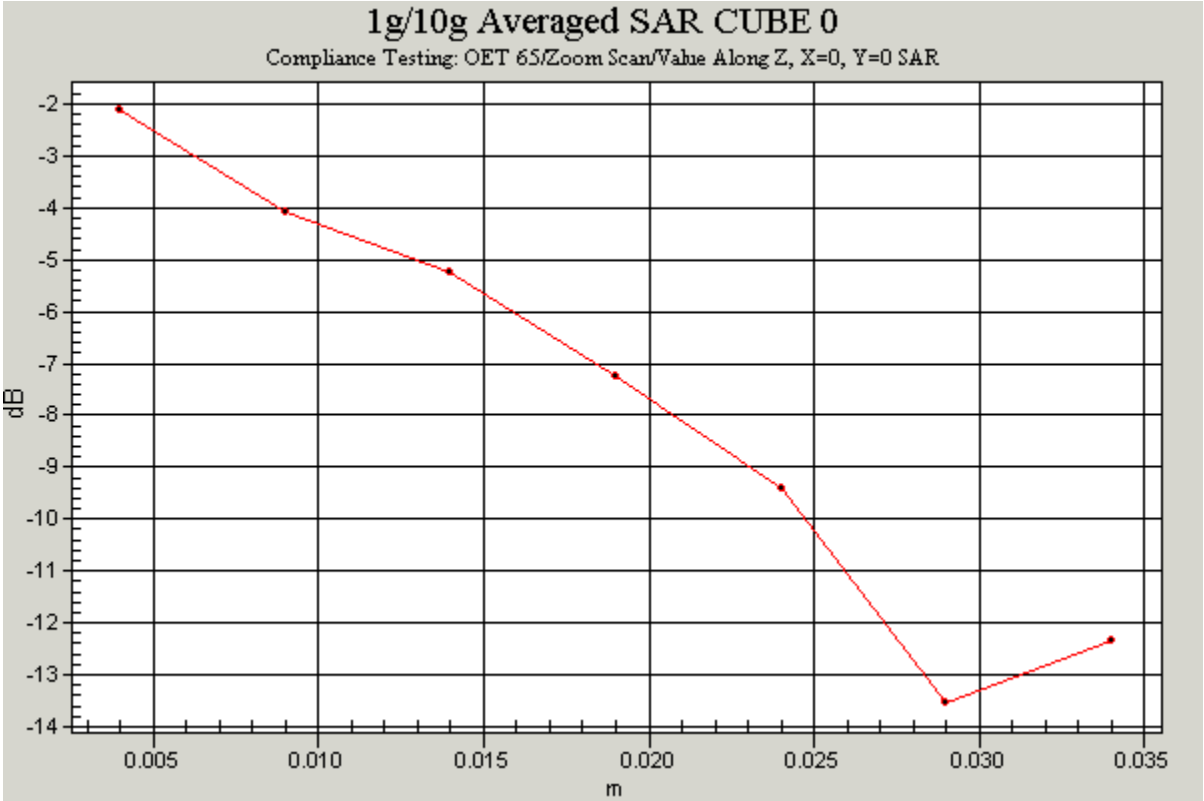
1g/10g Averaged SAR CUBE 0
Compliance Testing: OET 65/Zoom Scan/Value Along Z, X=0, Y=0 SAR
dB
-2
-3
-4
-5
-6
-7
-8
-9
-10
-11
-12
-13
-14
0.005
0.010
0.015
0.020
0.025
0.030
0.035
m

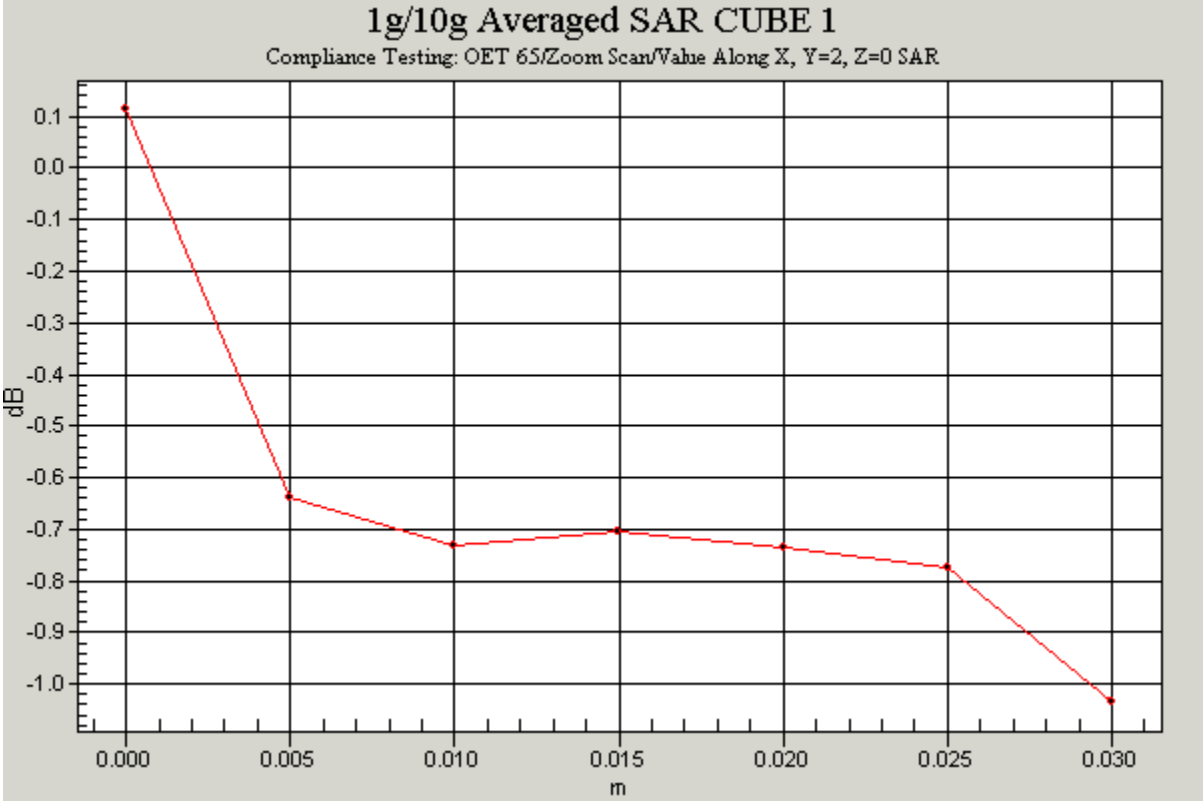
1g/10g Averaged SAR CUBE 1
Compliance Testing: OET 65/Zoom Scan/Value Along X, Y=2, Z=0 SAR
dB
0.1
0.0
-0.1
-0.2
-0.3
-0.4
-0.5
-0.6
-0.7
-0.8
-0.9
-1.0
0.000
0.005
0.010
0.015
0.020
0.025
0.030
m

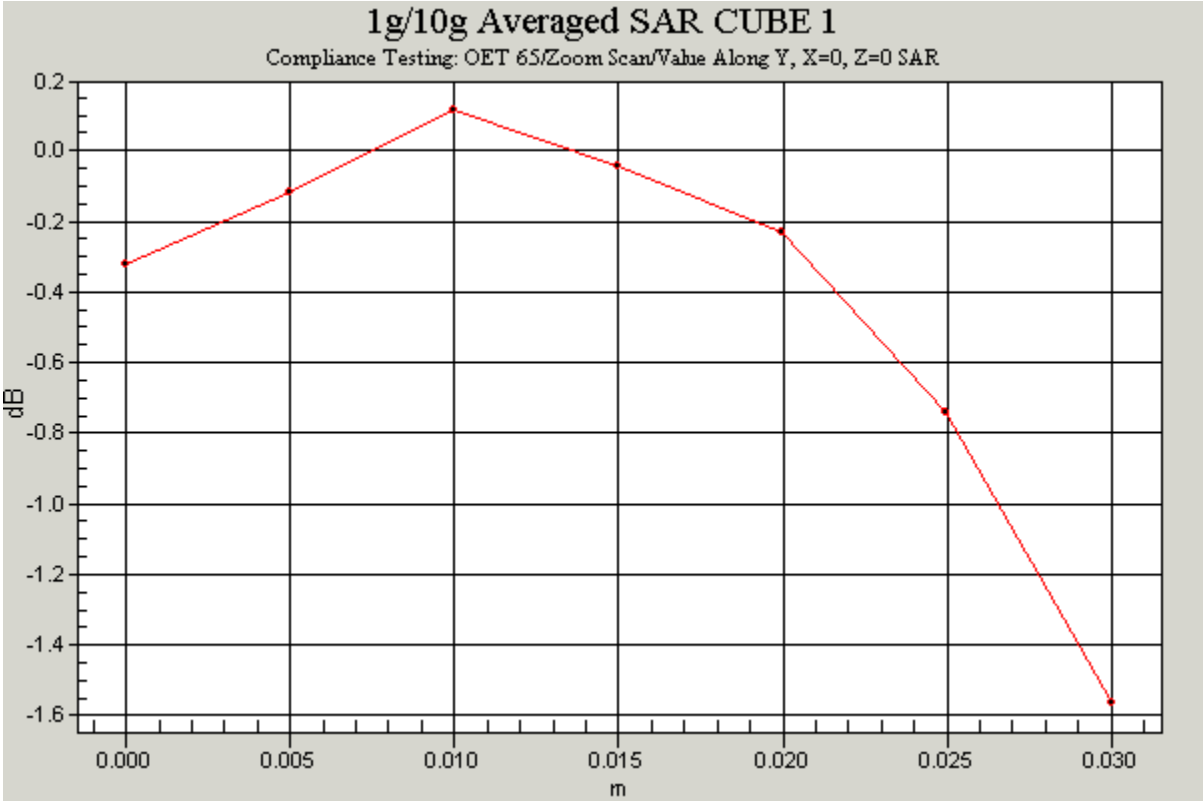

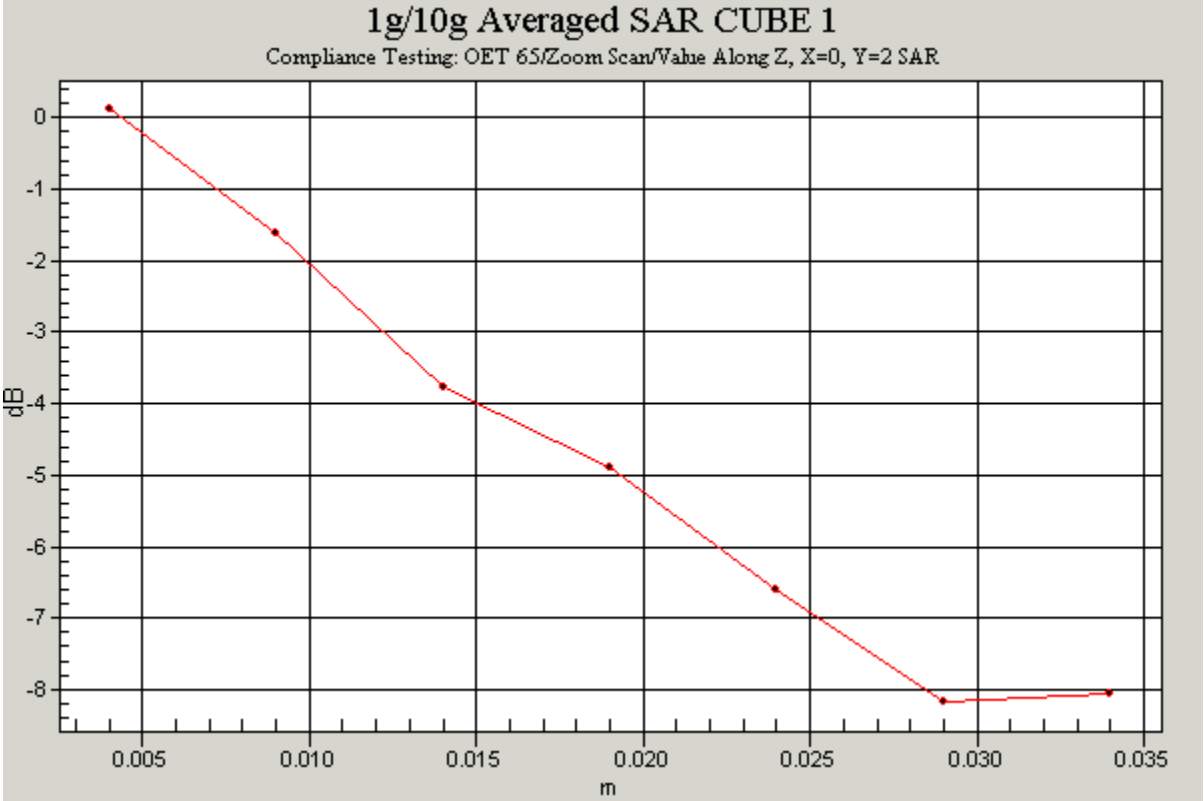

Communication System: DCS 1900; Frequency: 1879.8 MHz;Duty Cycle: 1:8.3
Medium: 1900MHz MSL Medium parameters used (interpolated): f = 1879.8 MHz; σ = 1.48 mho/m; ε_r =

51.5; ρ = 1000 kg/m^3
Phantom section: Flat Section

DASY4 Configuration:
- Probe: ET3DV6 - SN1528; ConvF(4.7, 4.7, 4.7); Calibrated: 29/07/2003
- Sensor-Surface: 4mm (Mechanical Surface Detection)
- Electronics: DAE3 Sn450; Calibrated: 19/05/2003
- Phantom: SAM 12b; Type: SAM 4.0; Serial: TP:1197
- Measurement SW: DASY4, V4.2 Build 44; Postprocessing SW: SEMCAD, V1.8 Build 112

Front facing phantom, Middle/Area Scan (61x101x1): Measurement grid: dx=15mm, dy=15mm
Reference Value = 3.22 V/m; Power Drift = -0.3 dB
Maximum value of SAR (interpolated) = 0.019 mW/g

Front facing phantom, Middle/Zoom Scan (7x7x7)/Cube 0: Measurement grid: dx=5mm, dy=5mm, dz=5mm
Reference Value = 3.22 V/m; Power Drift = -0.3 dB
Maximum value of SAR (measured) = 0.019 mW/g
Peak SAR (extrapolated) = 0.027 W/kg
SAR(1 g) = 0.018 mW/g; SAR(10 g) = 0.012 mW/g

Front facing phantom, Middle/Zoom Scan (7x7x7)/Cube 1: Measurement grid: dx=5mm, dy=5mm, dz=5mm
Reference Value = 3.22 V/m; Power Drift = -0.3 dB
Maximum value of SAR (measured) = 0.015 mW/g
Peak SAR (extrapolated) = 0.020 W/kg
SAR(1 g) = 0.013 mW/g; SAR(10 g) = 0.00852 mW/g

Date: 29/04/04

46027/02/009

Test Laboratory: RADIO FREQUENCY INVESTIGATION LTD.

46027_JD02_Flat_Section_1900MHz_Rear_Facing_Phantom_ With_PHF

DUT: Sendo ; Type: S601; Serial: 001031000051023

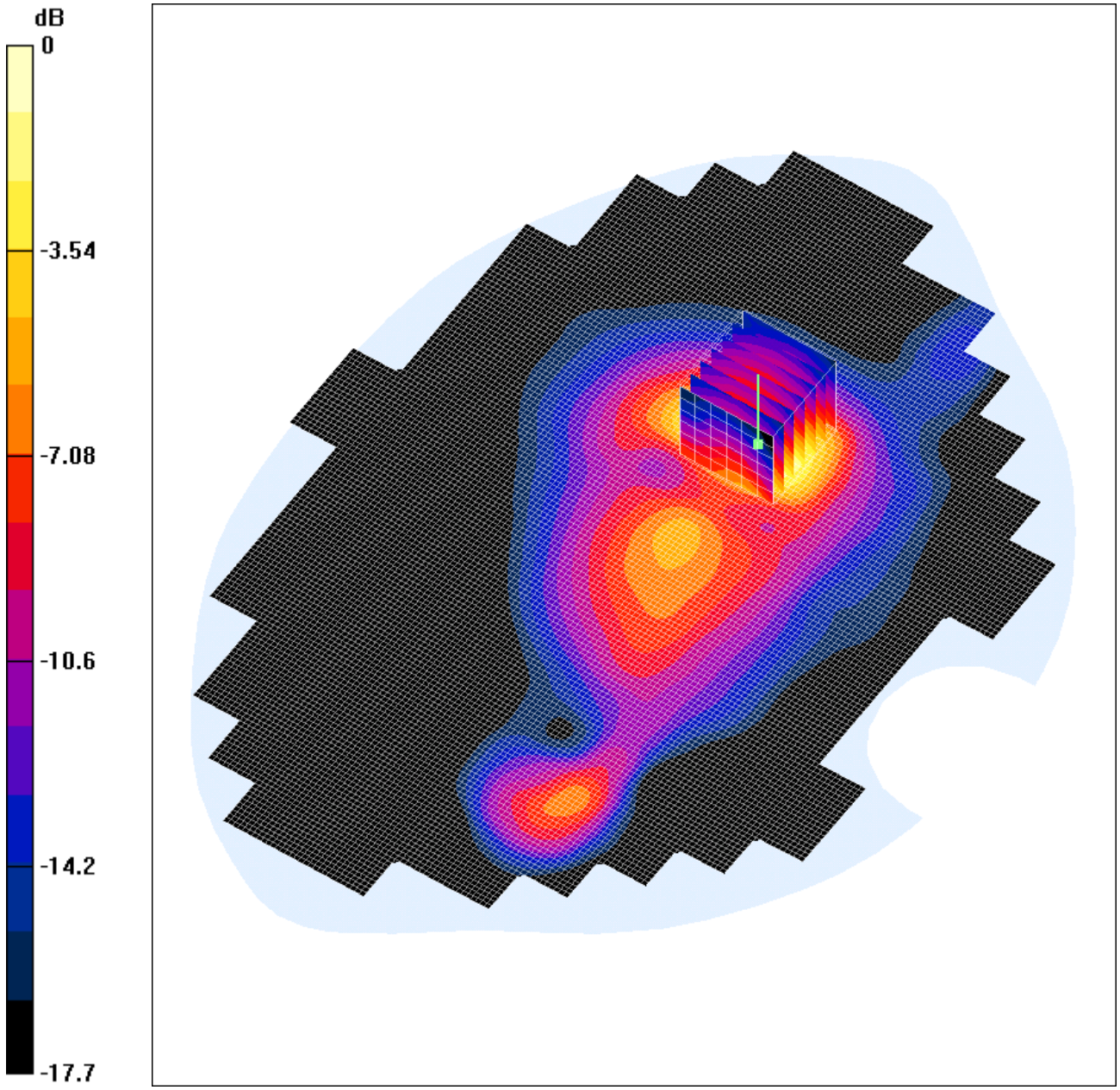

0 dB = 0.185mW/g

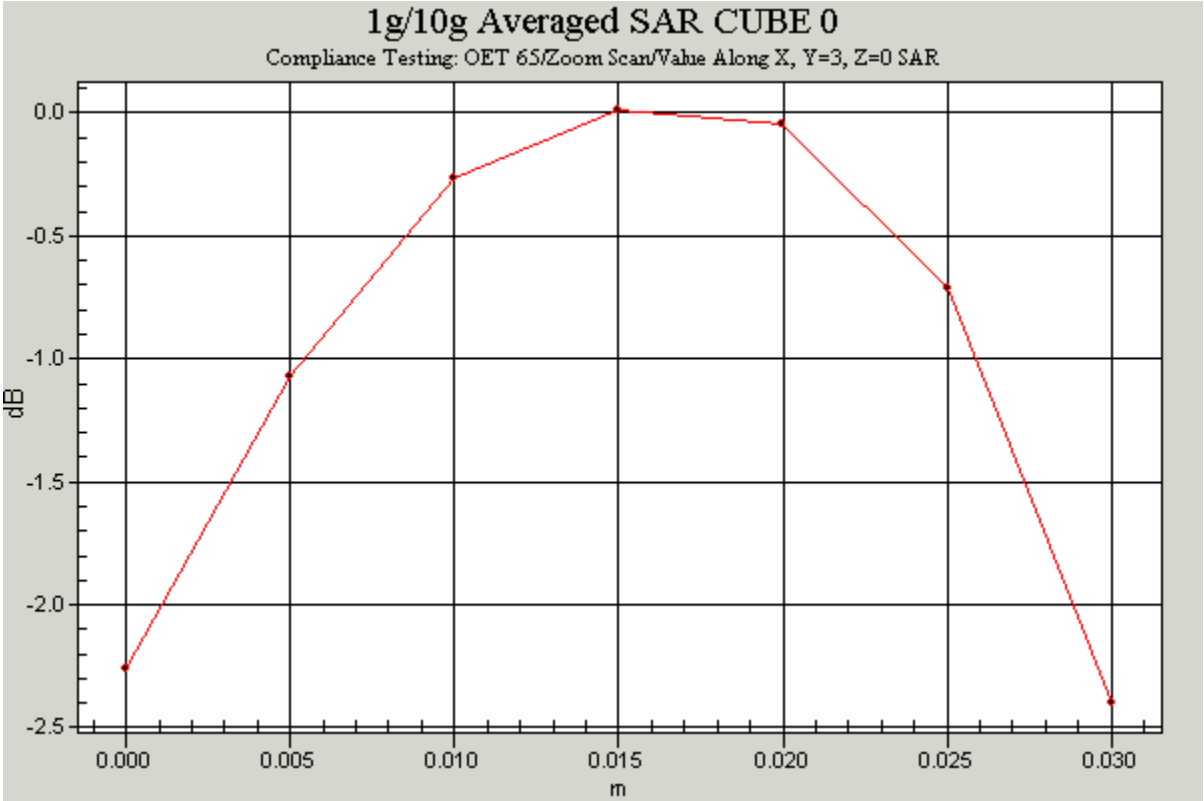
1g/10g Averaged SAR CUBE 0
Compliance Testing: OET 65/Zoom Scan/Value Along X, Y=3, Z=0 SAR
dB
0.0
-0.5
-1.0
-1.5
-2.0
-2.5
0.000
0.005
0.010
0.015
0.020
0.025
0.030
m

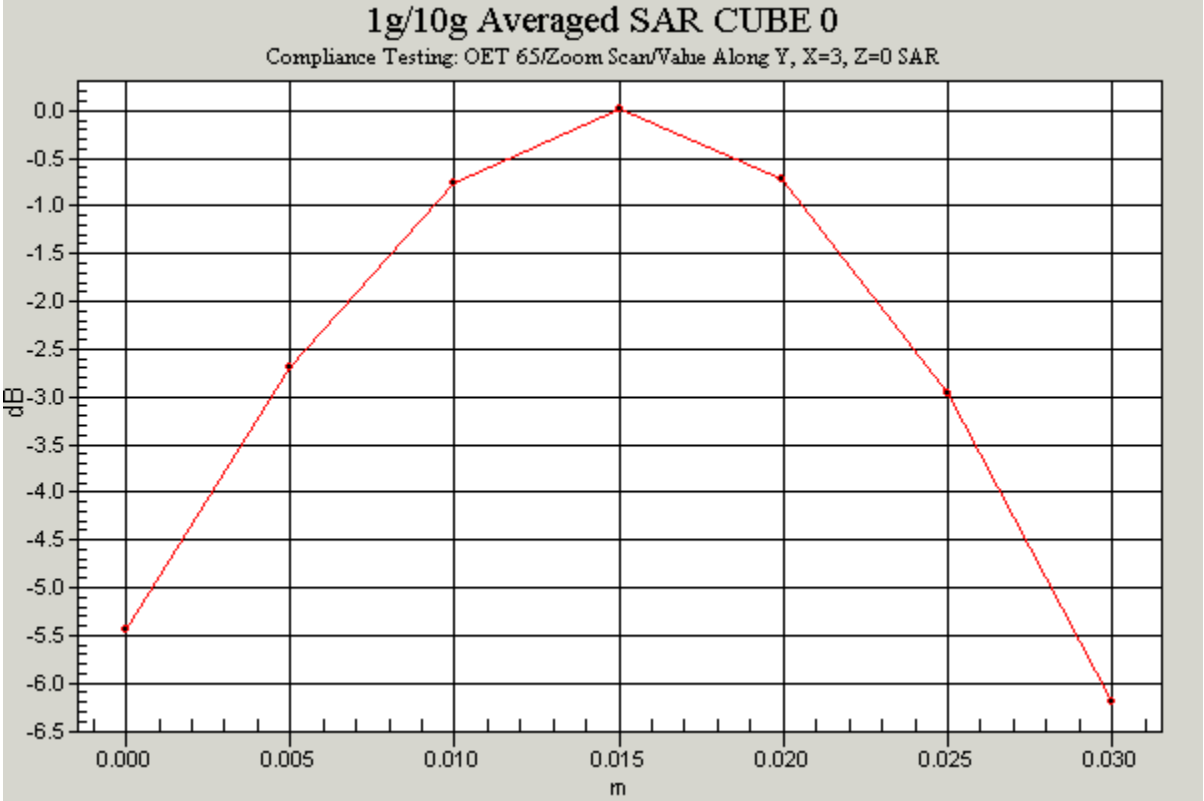
1g/10g Averaged SAR CUBE 0
Compliance Testing: OET 65/Zoom Scan/Value Along Y, X=3, Z=0 SAR
dB
0.0
-0.5
-1.0
-1.5
-2.0
-2.5
-3.0
-3.5
-4.0
-4.5
-5.0
-5.5
-6.0
-6.5
0.000
0.005
0.010
0.015
0.020
0.025
0.030
m

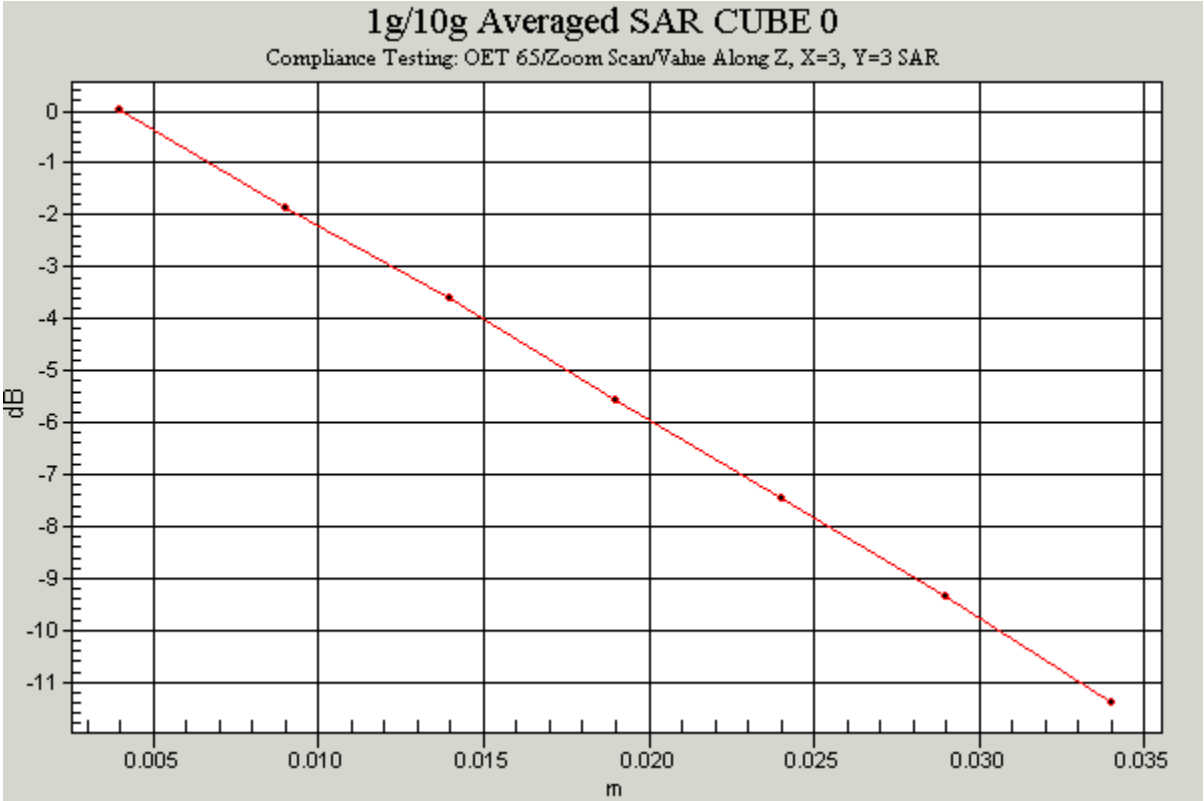

Communication System: DCS 1900; Frequency: 1879.8 MHz;Duty Cycle: 1:8.3
Medium: 1900MHz MSL Medium parameters used (interpolated): f = 1879.8 MHz; σ = 1.54 mho/m; ε_r = 50.8; ρ = 1000 kg/m^3
Phantom section: Flat Section

DASY4 Configuration:
- Probe: ET3DV6 - SN1528; ConvF(4.7, 4.7, 4.7); Calibrated: 29/07/2003
- Sensor-Surface: 4mm (Mechanical Surface Detection)
- Electronics: DAE3 Sn450; Calibrated: 19/05/2003
- Phantom: SAM 12b; Type: SAM 4.0; Serial: TP:1197
- Measurement SW: DASY4, V4.2 Build 44; Postprocessing SW: SEMCAD, V1.8 Build 112

Rear facing phantom With PHF, Middle/Area Scan (141x201x1): Measurement grid: dx=15mm, dy=15mm
Reference Value = 5.82 V/m; Power Drift = 0.2 dB
Maximum value of SAR (interpolated) = 0.181 mW/g

Rear facing phantom With PHF, Middle/Zoom Scan (7x7x7)/Cube 0: Measurement grid: dx=5mm, dy=5mm, dz=5mm
Reference Value = 5.82 V/m; Power Drift = 0.2 dB
Maximum value of SAR (measured) = 0.185 mW/g
Peak SAR (extrapolated) = 0.270 W/kg
SAR(1 g) = 0.165 mW/g; SAR(10 g) = 0.090 mW/g

Date: 29/04/04

46027/02/010

Test Laboratory: RADIO FREQUENCY INVESTIGATION LTD.

46027_JD02_Flat_Section_1900MHz_Rear_Facing_Phantom_Low

DUT: Sendo ; Type: S601; Serial: 001031000051023

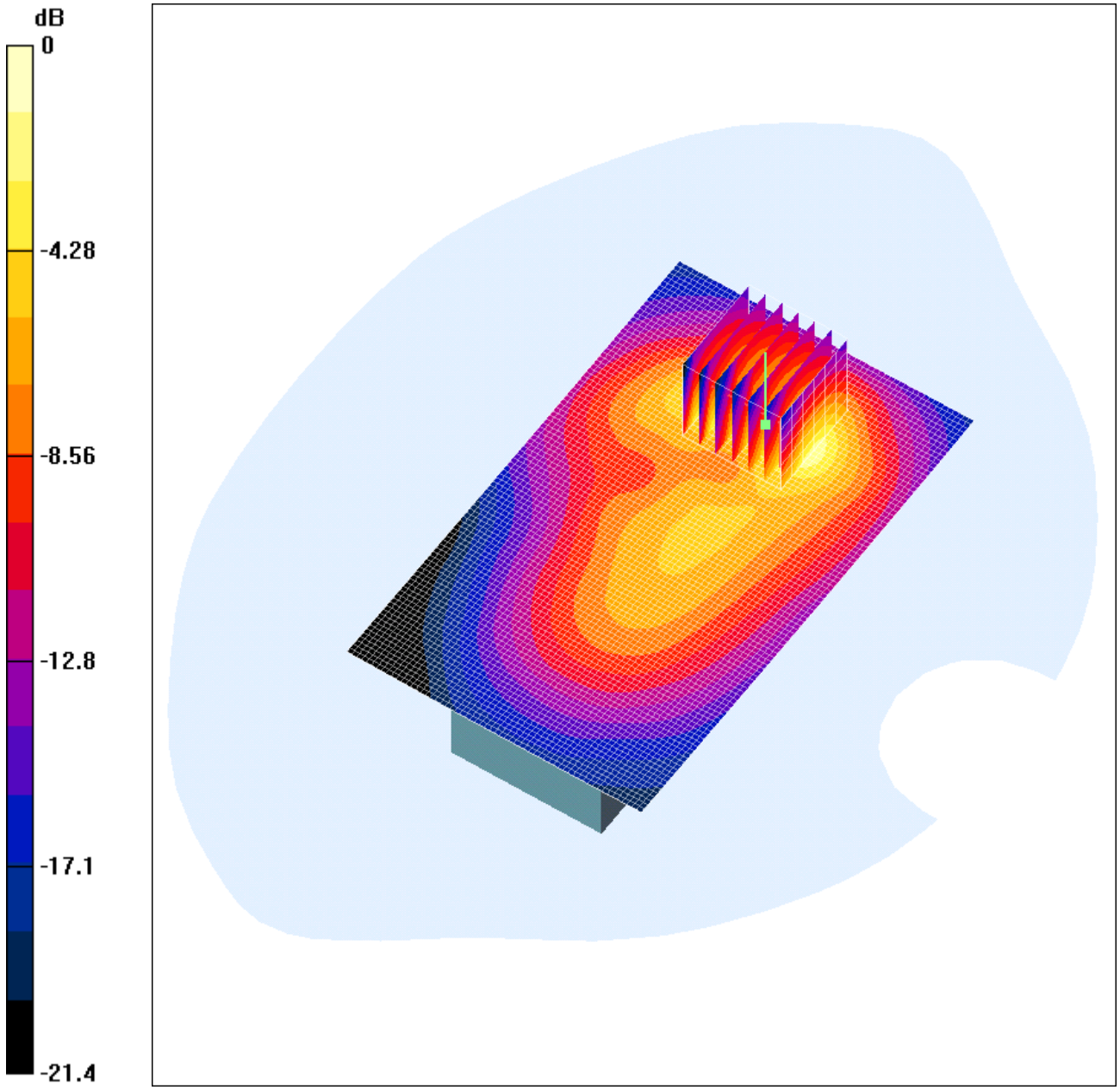

0 dB = 0.192mW/g

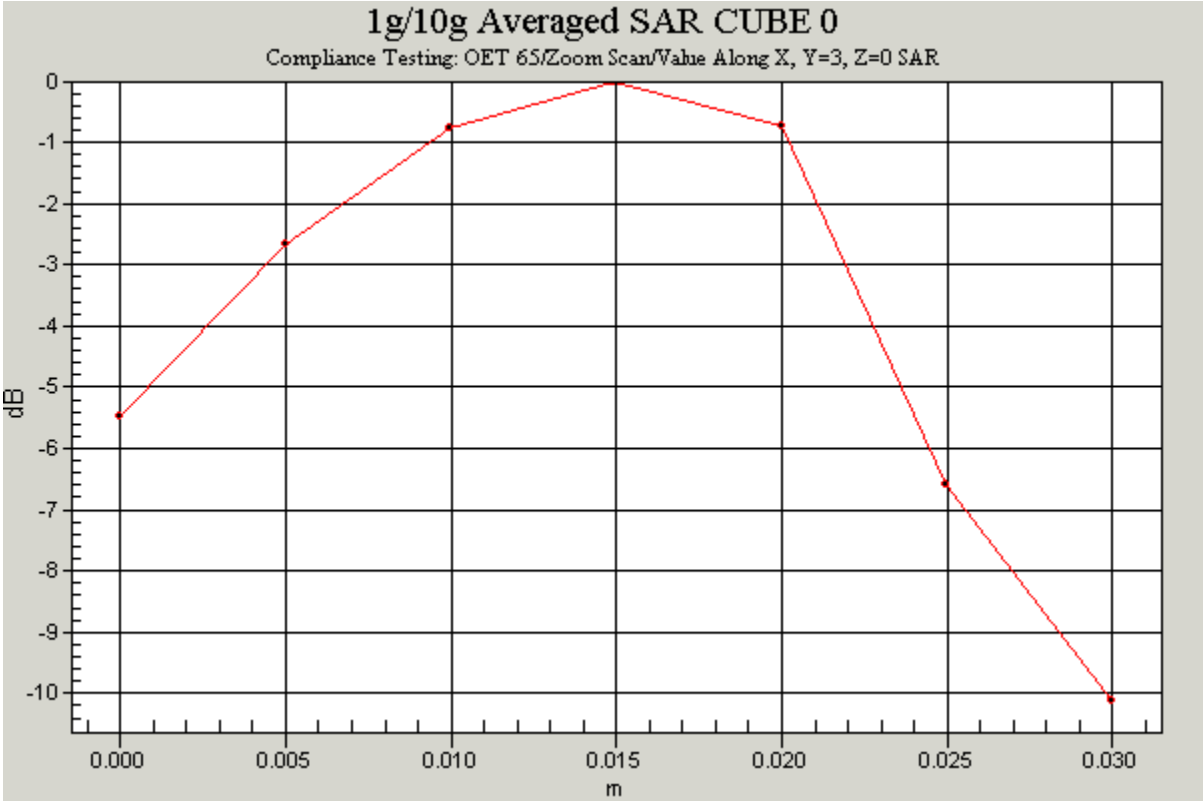
1g/10g Averaged SAR CUBE 0
Compliance Testing: OET 65/Zoom Scan/Value Along X, Y=3, Z=0 SAR
dB
0
-1
-2
-3
-4
-5
-6
-7
-8
-9
-10
0.000
0.005
0.010
0.015
0.020
0.025
0.030
m

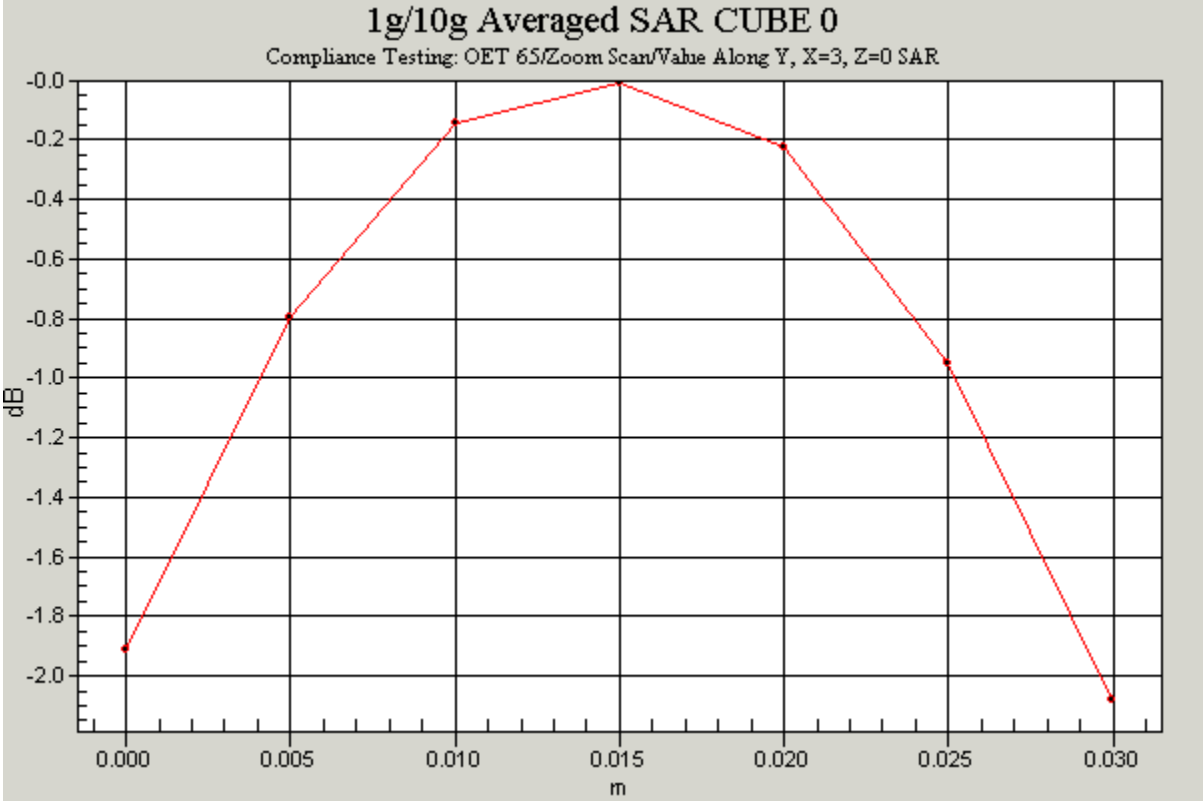
1g/10g Averaged SAR CUBE 0
Compliance Testing: OET 65/Zoom Scan/Value Along Y, X=3, Z=0 SAR
dB
-0.0
-0.2
-0.4
-0.6
-0.8
-1.0
-1.2
-1.4
-1.6
-1.8
-2.0
0.000
0.005
0.010
0.015
0.020
0.025
0.030
m

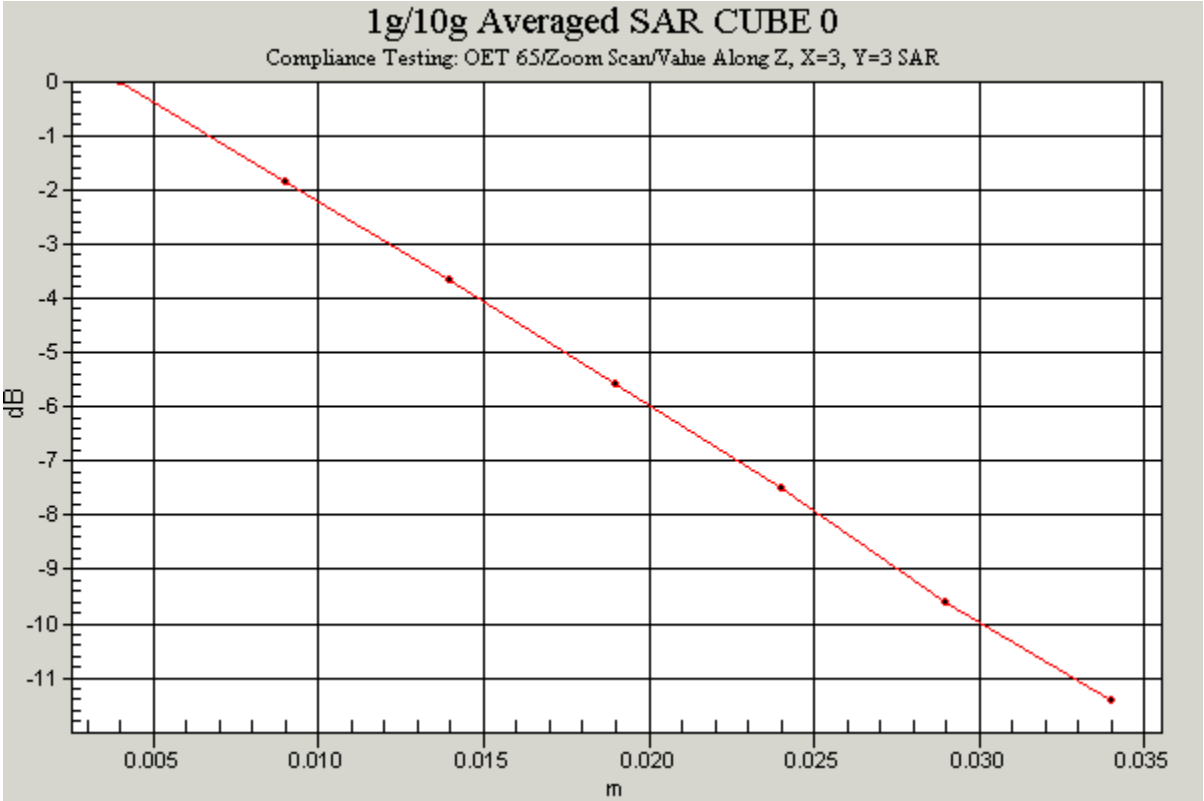

Communication System: DCS 1900; Frequency: 1850.2 MHz;Duty Cycle: 1:8.3
Medium: 1900MHz MSL Medium parameters used (interpolated): f = 1850.2 MHz; σ = 1.5 mho/m; ε_r = 50.9; ρ = 1000 kg/m^3
Phantom section: Flat Section

DASY4 Configuration:
- Probe: ET3DV6 - SN1528; ConvF(4.7, 4.7, 4.7); Calibrated: 29/07/2003
- Sensor-Surface: 4mm (Mechanical Surface Detection)
- Electronics: DAE3 Sn450; Calibrated: 19/05/2003
- Phantom: SAM 12b; Type: SAM 4.0; Serial: TP:1197
- Measurement SW: DASY4, V4.2 Build 44; Postprocessing SW: SEMCAD, V1.8 Build 112

Rear facing phantom, Low/Area Scan (61x101x1): Measurement grid: dx=15mm, dy=15mm
Reference Value = 6.14 V/m; Power Drift = 0.1 dB
Maximum value of SAR (interpolated) = 0.196 mW/g

Rear facing phantom, Low/Zoom Scan (7x7x7)/Cube 0: Measurement grid: dx=5mm, dy=5mm, dz=5mm
Reference Value = 6.14 V/m; Power Drift = 0.1 dB
Maximum value of SAR (measured) = 0.192 mW/g
Peak SAR (extrapolated) = 0.292 W/kg
SAR(1 g) = 0.174 mW/g; SAR(10 g) = 0.090 mW/g

Date: 29/04/04

46027/02/011

Test Laboratory: RADIO FREQUENCY INVESTIGATION LTD.

46027_JD02_Flat_Section_1900MHz_Rear_Facing_Phantom_High

DUT: Sendo ; Type: S601; Serial: 001031000051023

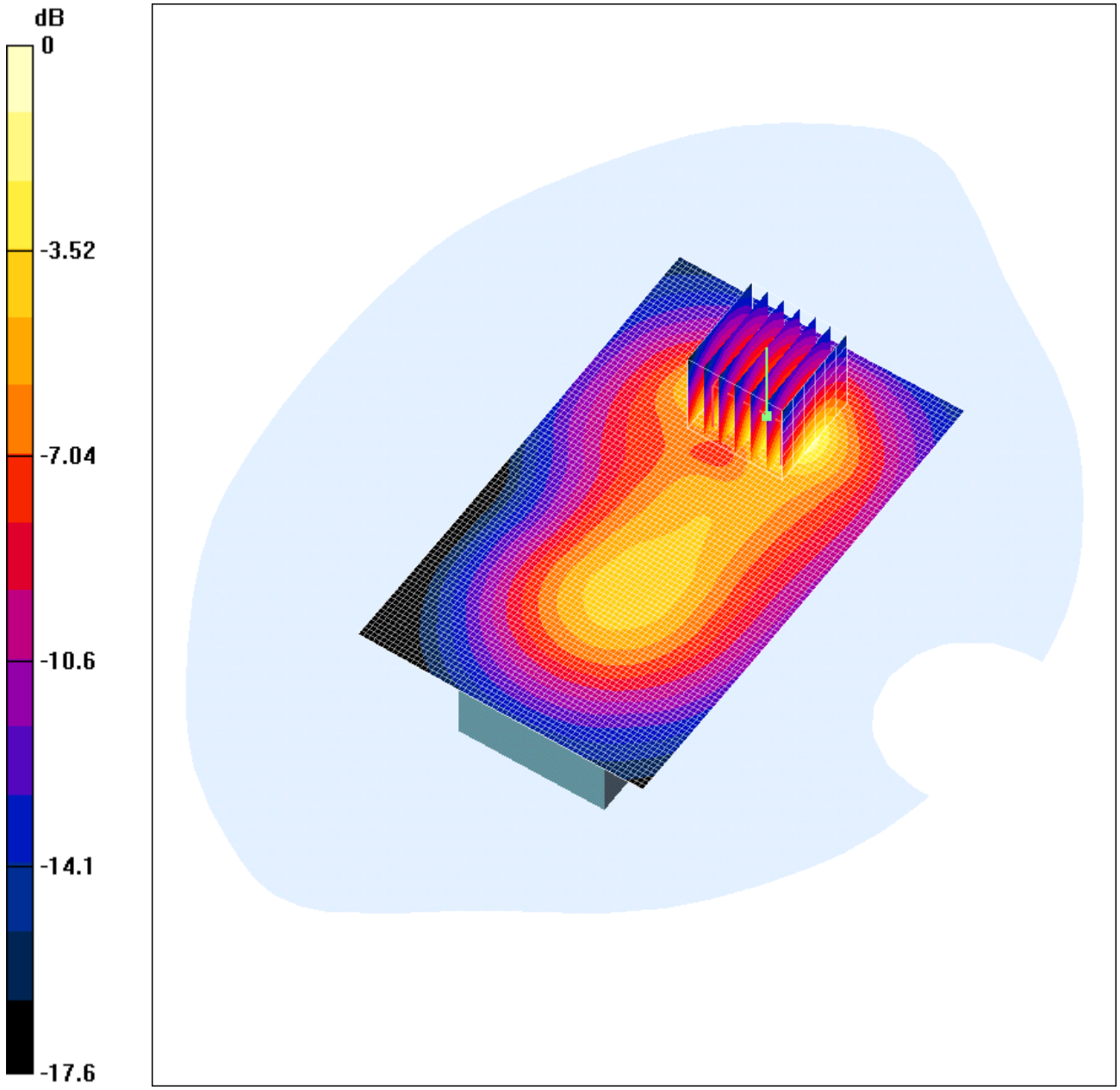

0 dB = 0.462mW/g

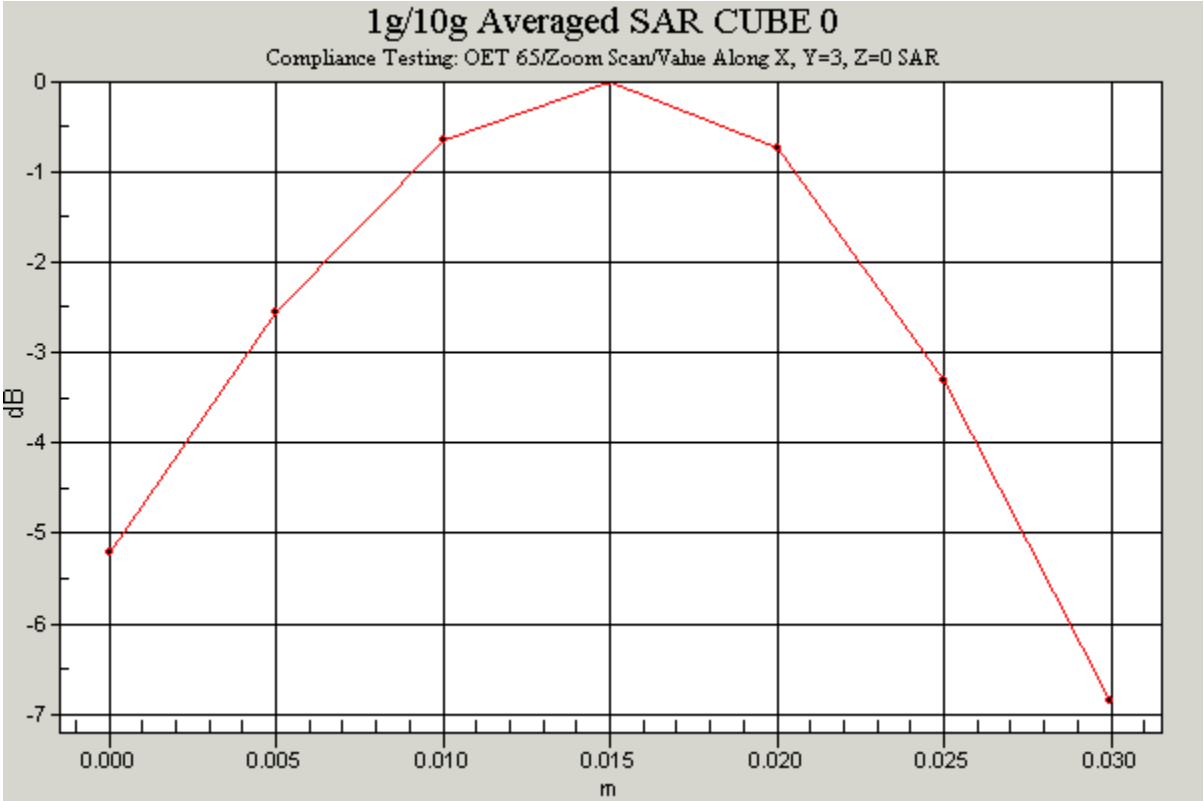
1g/10g Averaged SAR CUBE 0
Compliance Testing: OET 65/Zoom Scan/Value Along X, Y=3, Z=0 SAR
dB
0
-1
-2
-3
-4
-5
-6
-7
0.000
0.005
0.010
0.015
0.020
0.025
0.030
m

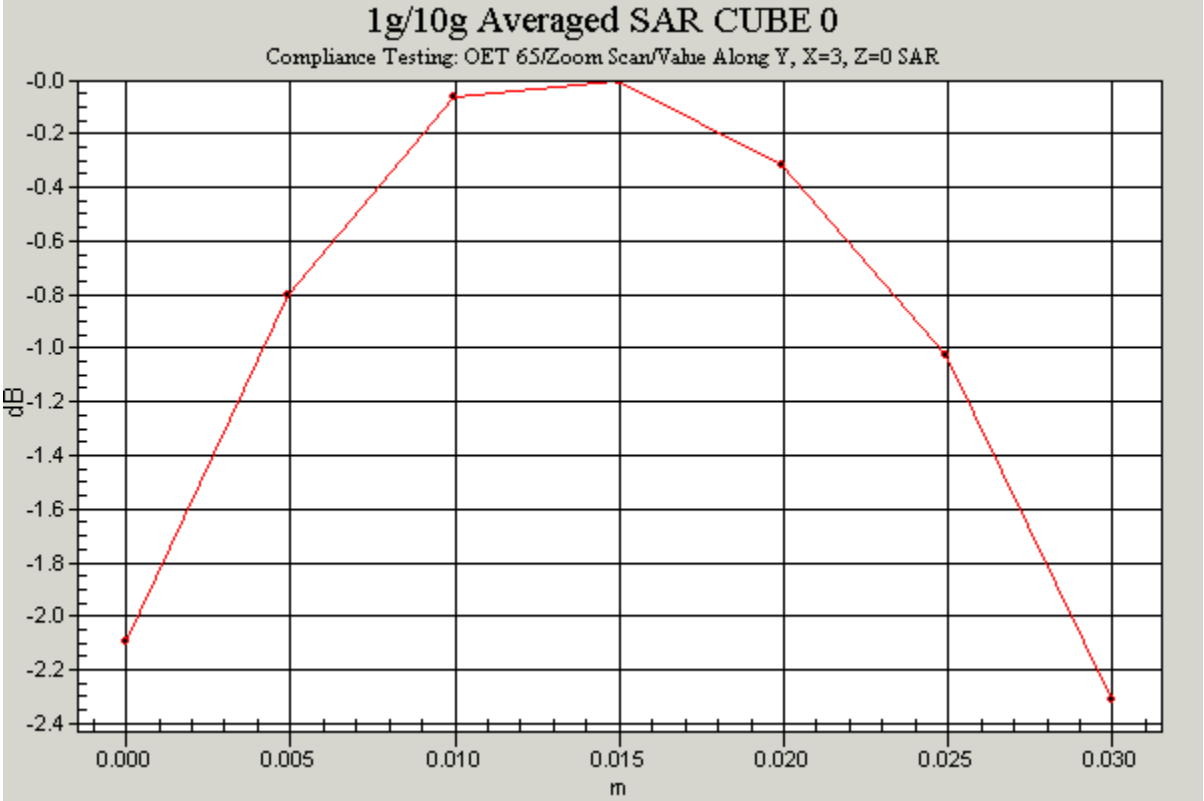
1g/10g Averaged SAR CUBE 0
Compliance Testing: OET 65/Zoom Scan/Value Along Y, X=3, Z=0 SAR
dB
-0.0
-0.2
-0.4
-0.6
-0.8
-1.0
-1.2
-1.4
-1.6
-1.8
-2.0
-2.2
-2.4
0.000
0.005
0.010
0.015
0.020
0.025
0.030
m

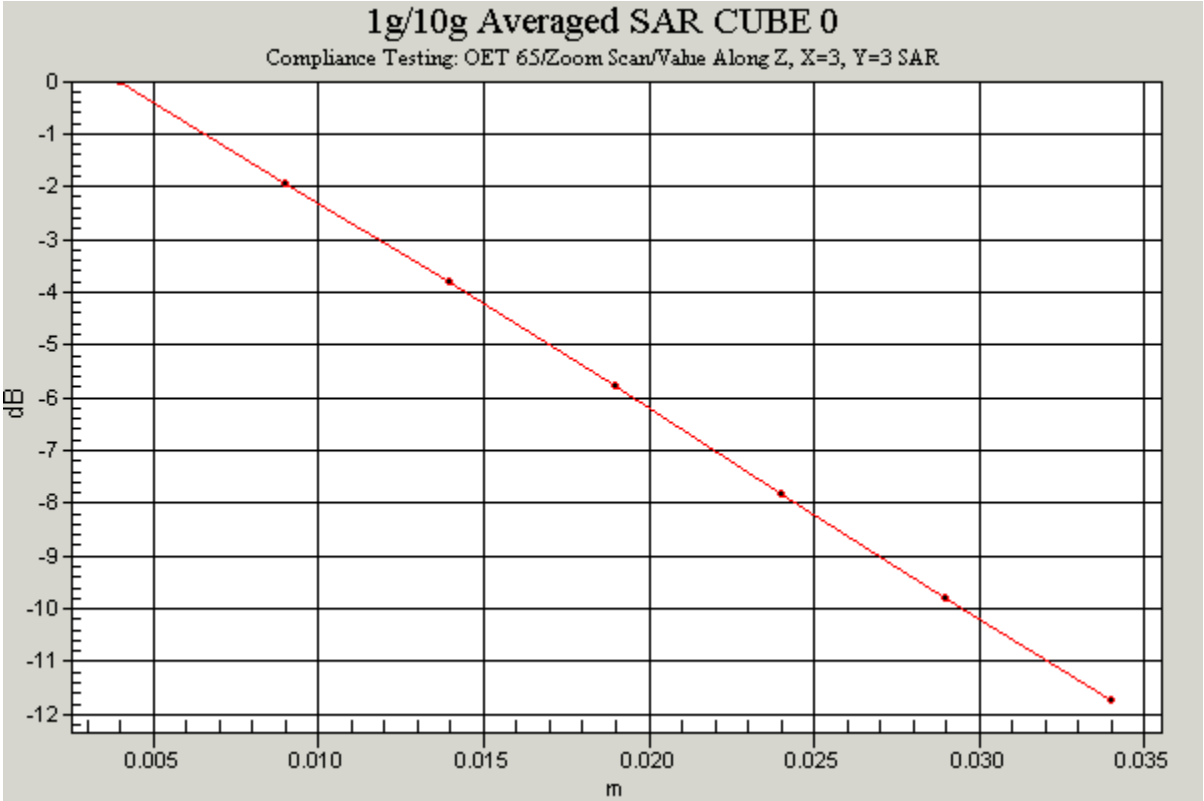

Communication System: DCS 1900; Frequency: 1909.8 MHz;Duty Cycle: 1:8.3
Medium: 1900MHz MSL Medium parameters used (interpolated): f = 1909.8 MHz; σ = 1.57 mho/m; ε_r = 50.7; ρ = 1000 kg/m^3
Phantom section: Flat Section

DASY4 Configuration:
- Probe: ET3DV6 - SN1528; ConvF(4.6, 4.6, 4.6); Calibrated: 29/07/2003
- Sensor-Surface: 4mm (Mechanical Surface Detection)
- Electronics: DAE3 Sn450; Calibrated: 19/05/2003
- Phantom: SAM 12b; Type: SAM 4.0; Serial: TP:1197
- Measurement SW: DASY4, V4.2 Build 44; Postprocessing SW: SEMCAD, V1.8 Build 112

Rear facing phantom, Middle/Area Scan (61x101x1): Measurement grid: dx=15mm, dy=15mm
Reference Value = 10.7 V/m; Power Drift = 0.0 dB
Maximum value of SAR (interpolated) = 0.470 mW/g

Rear facing phantom, Middle/Zoom Scan (7x7x7)/Cube 0: Measurement grid: dx=5mm, dy=5mm, dz=5mm
Reference Value = 10.7 V/m; Power Drift = 0.0 dB
Maximum value of SAR (measured) = 0.462 mW/g
Peak SAR (extrapolated) = 0.692 W/kg
SAR(1 g) = 0.412 mW/g; SAR(10 g) = 0.222 mW/g

Date: 29/04/04

46027/02/012

Test Laboratory: RADIO FREQUENCY INVESTIGATION LTD.

46027_JD02_Flat_Section_850MHz_Rear_Facing_Phantom

DUT: Sendo ; Type: S601; Serial: 001031000051023

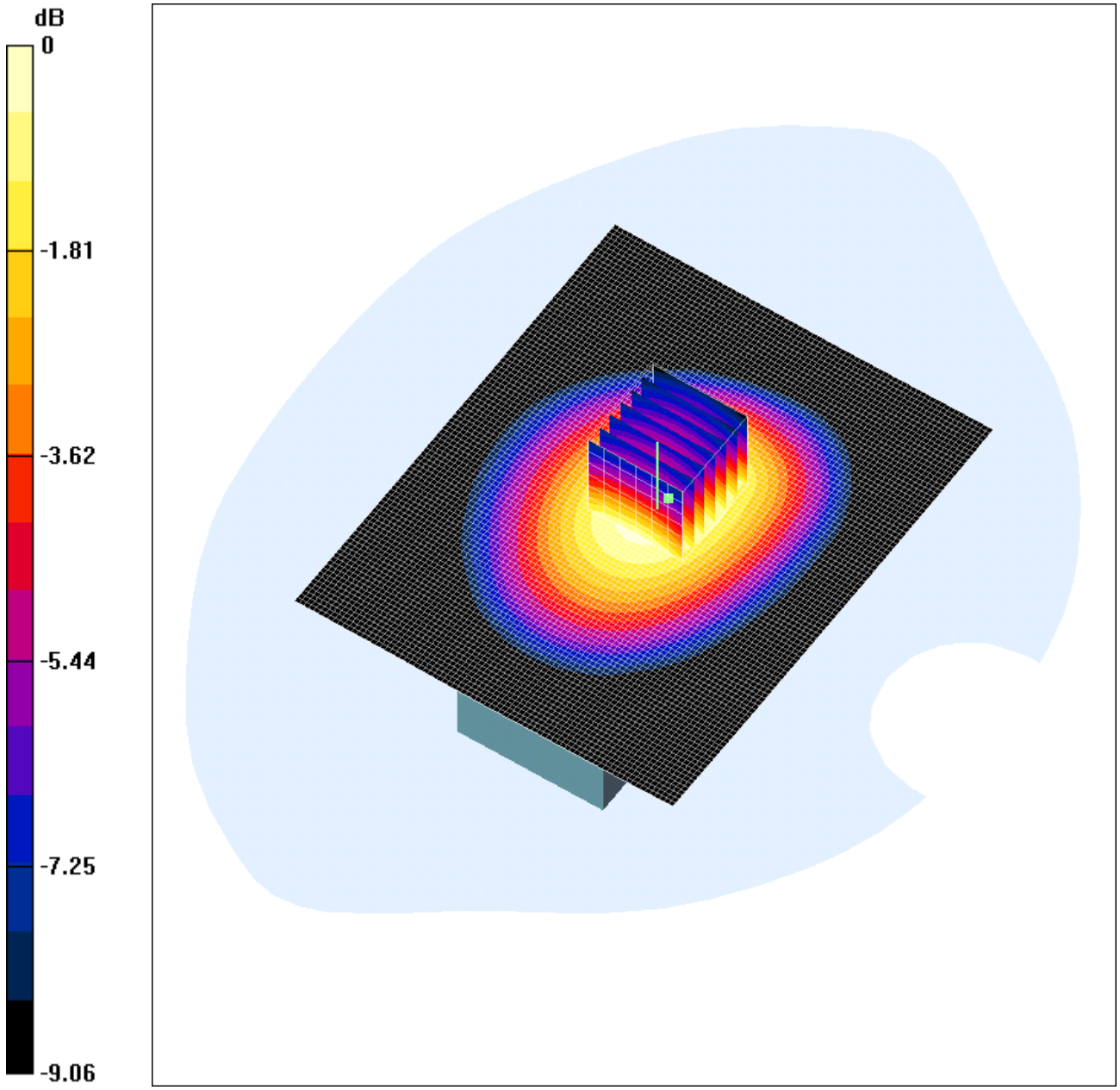

0 dB = 0.133mW/g

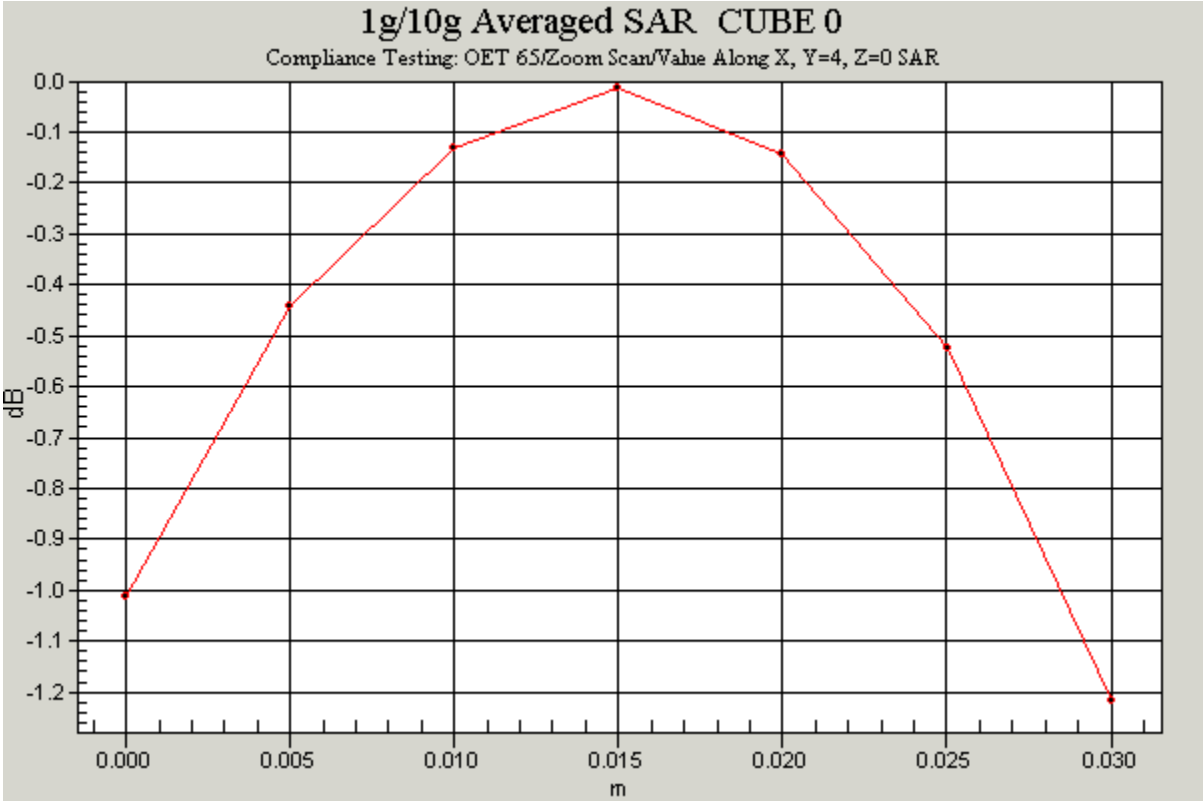
1g/10g Averaged SAR CUBE 0
Compliance Testing: OET 65/Zoom Scan/Value Along X, Y=4, Z=0 SAR
dB
0.0
-0.1
-0.2
-0.3
-0.4
-0.5
-0.6
-0.7
-0.8
-0.9
-1.0
-1.1
-1.2
0.000
0.005
0.010
0.015
0.020
0.025
0.030
m

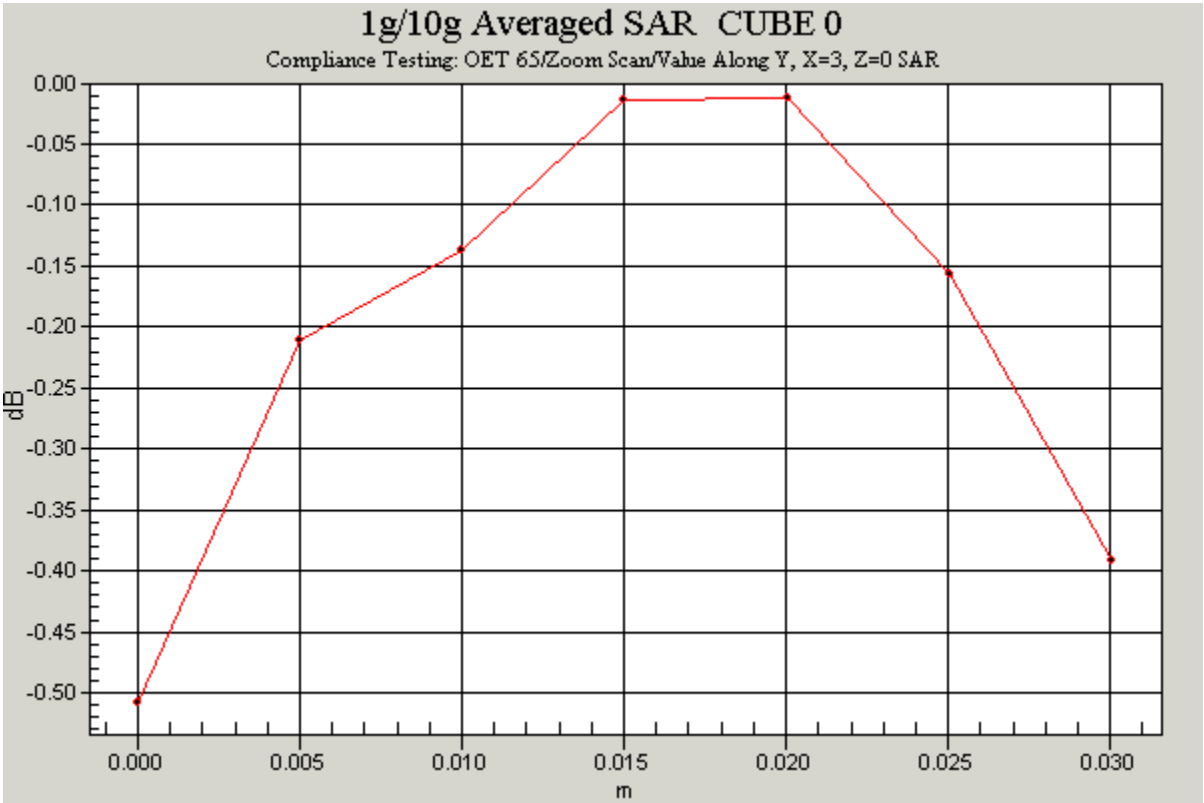
1g/10g Averaged SAR CUBE 0
Compliance Testing: OET 65/Zoom Scan/Value Along Y, X=3, Z=0 SAR
dB
0.00
-0.05
-0.10
-0.15
-0.20
-0.25
-0.30
-0.35
-0.40
-0.45
-0.50
0.000
0.005
0.010
0.015
0.020
0.025
0.030
m

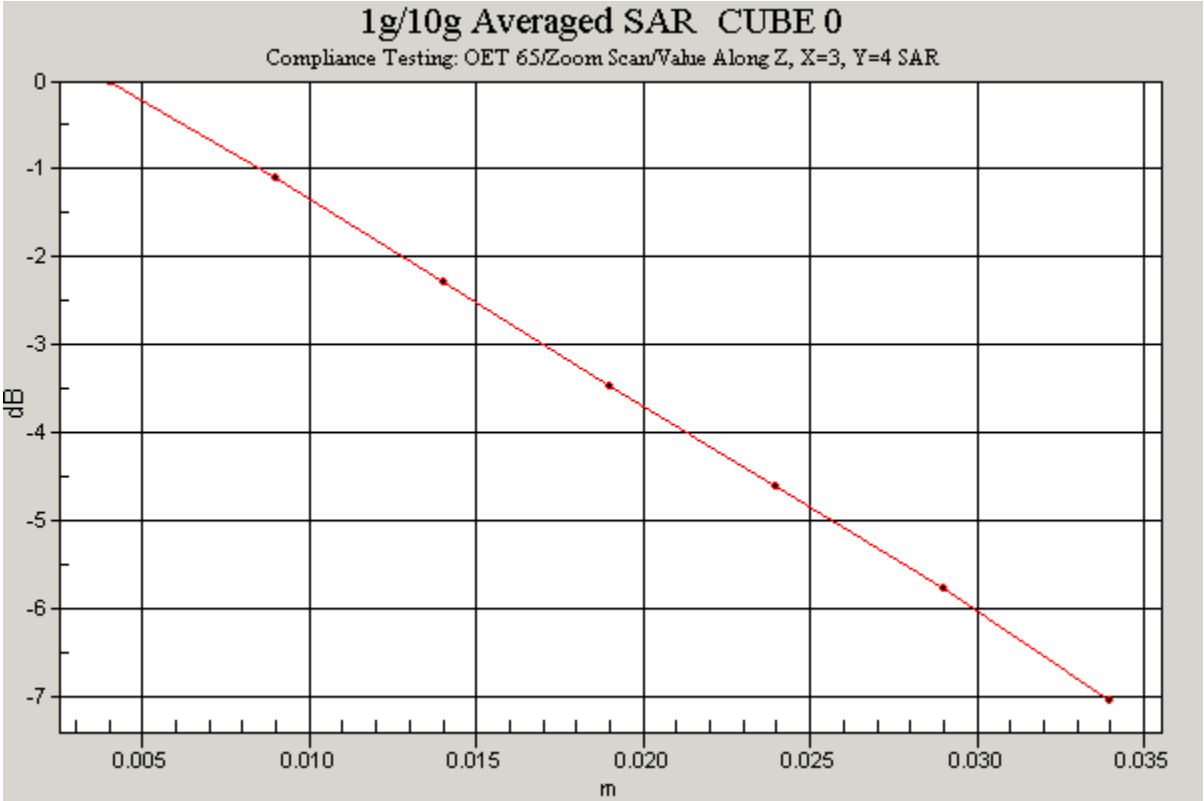

Communication System: 850 MHz; Frequency: 836.4 MHz;Duty Cycle: 1:8.3
Medium: 900MHz MSL Medium parameters used (interpolated): f = 836.4 MHz; σ = 0.966 mho/m; ε_r = 54.7; ρ = 1000 kg/m^3
Phantom section: Flat Section

DASY4 Configuration:
- Probe: ET3DV6 - SN1528; ConvF(6.3, 6.3, 6.3); Calibrated: 29/07/2003
- Sensor-Surface: 4mm (Mechanical Surface Detection)
- Electronics: DAE3 Sn450; Calibrated: 19/05/2003
- Phantom: SAM 12b; Type: SAM 4.0; Serial: TP:1197
- Measurement SW: DASY4, V4.2 Build 44; Postprocessing SW: SEMCAD, V1.8 Build 112

Rear facing phantom, Middle/Area Scan (81x101x1): Measurement grid: dx=15mm, dy=15mm
Reference Value = 21.6 V/m; Power Drift = 0.3 dB
Maximum value of SAR (interpolated) = 0.133 mW/g

Rear facing phantom, Middle/Zoom Scan (7x7x7)/Cube 0: Measurement grid: dx=5mm, dy=5mm, dz=5mm
Reference Value = 21.6 V/m; Power Drift = 0.3 dB
Maximum value of SAR (measured) = 0.133 mW/g
Peak SAR (extrapolated) = 0.157 W/kg
SAR(1 g) = 0.126 mW/g; SAR(10 g) = 0.093 mW/g

Date: 29/04/04

46027/02/013

Test Laboratory: RADIO FREQUENCY INVESTIGATION LTD.

46027_JD02_Flat_Section_850MHz_Front_Facing_Phantom

DUT: Sendo ; Type: S601; Serial: 001031000051023

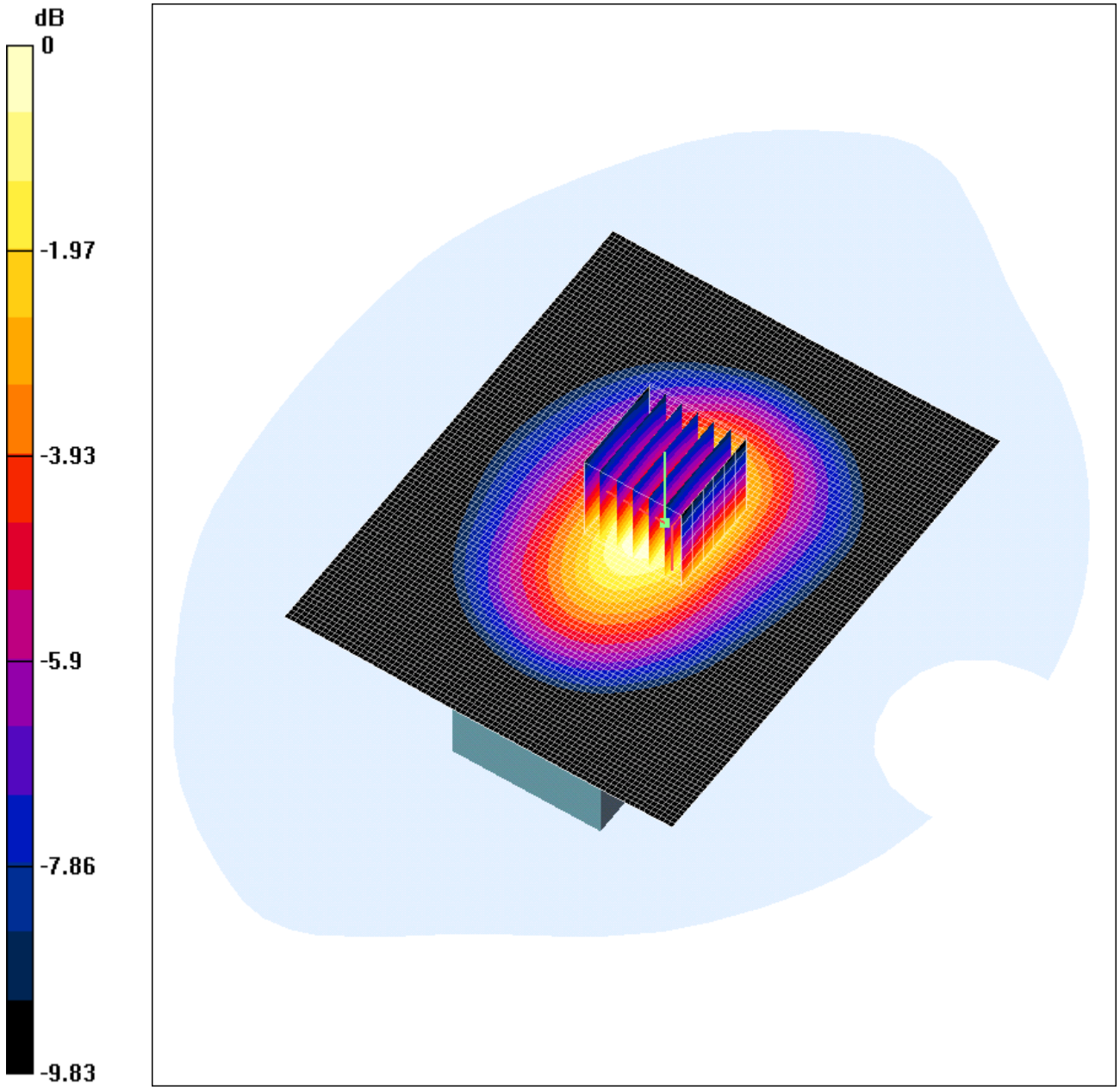

0 dB = 0.070mW/g

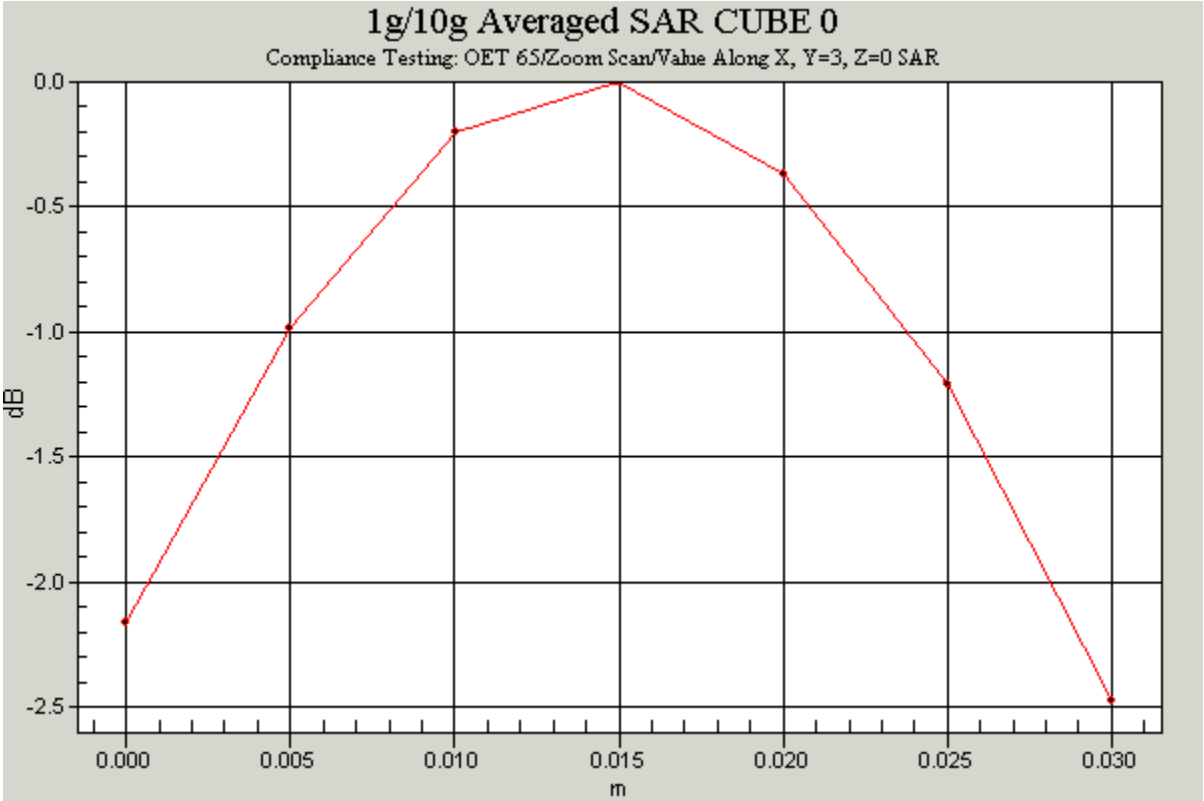
1g/10g Averaged SAR CUBE 0
Compliance Testing: OET 65/Zoom Scan/Value Along X, Y=3, Z=0 SAR
0.0
-0.5
-1.0
-1.5
-2.0
-2.5
dB
0.000
0.005
0.010
0.015
0.020
0.025
0.030
m

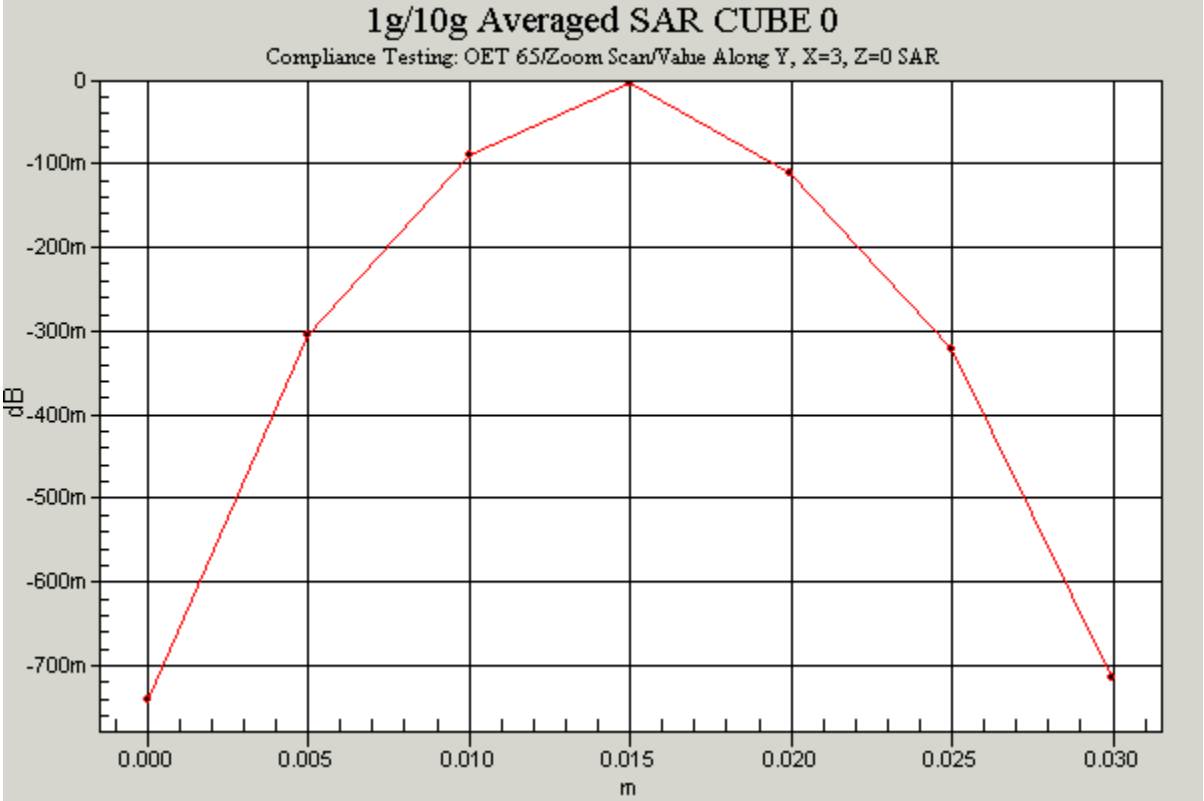
1g/10g Averaged SAR CUBE 0
Compliance Testing: OET 65/Zoom Scan/Value Along Y, X=3, Z=0 SAR
0
-100m
-200m
-300m
-400m
-500m
-600m
-700m
dB
0.000
0.005
0.010
0.015
0.020
0.025
0.030
m

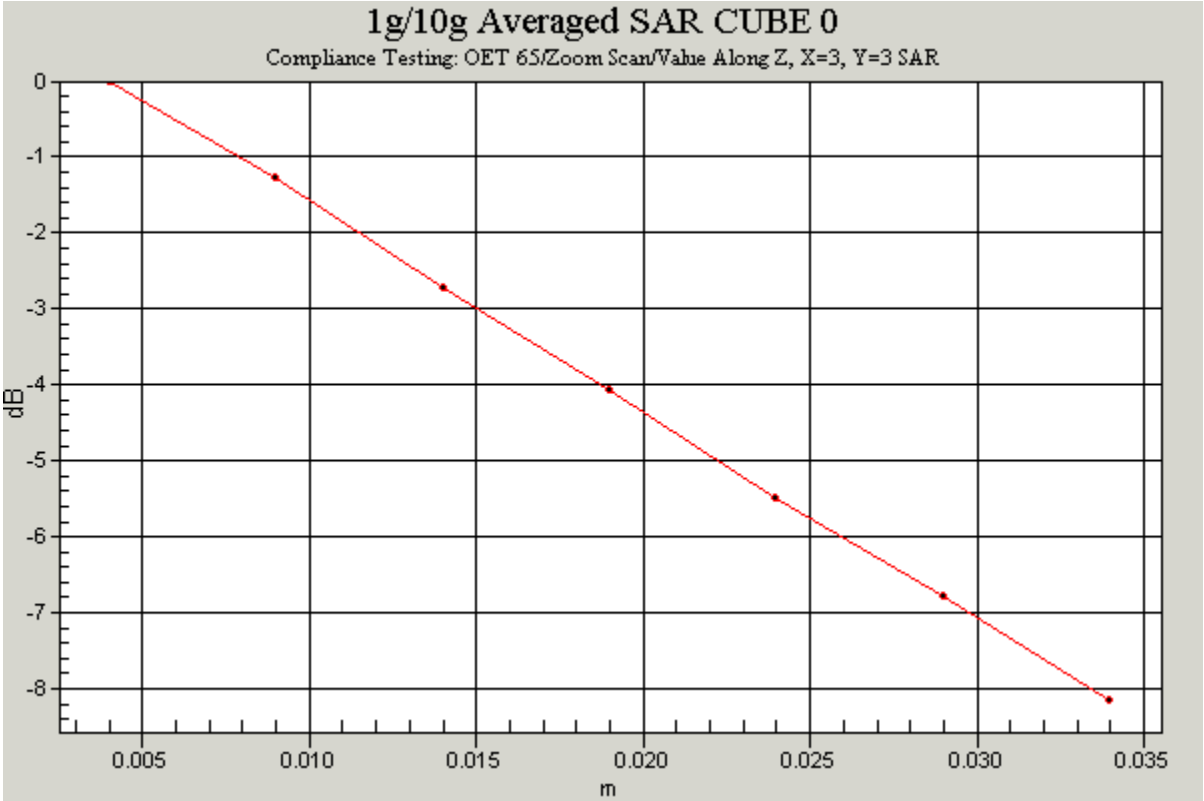

Communication System: 850 MHz; Frequency: 836.4 MHz;Duty Cycle: 1:8.3
Medium: 900MHz MSL Medium parameters used (interpolated): f = 836.4 MHz; σ = 0.966 mho/m; ε_r = 54.7; ρ = 1000 kg/m^3
Phantom section: Flat Section

DASY4 Configuration:
- Probe: ET3DV6 - SN1528; ConvF(6.3, 6.3, 6.3); Calibrated: 29/07/2003
- Sensor-Surface: 4mm (Mechanical Surface Detection)
- Electronics: DAE3 Sn450; Calibrated: 19/05/2003
- Phantom: SAM 12b; Type: SAM 4.0; Serial: TP:1197
- Measurement SW: DASY4, V4.2 Build 44; Postprocessing SW: SEMCAD, V1.8 Build 112

Front facing phantom, Middle/Area Scan (81x101x1): Measurement grid: dx=15mm, dy=15mm
Reference Value = 8.42 V/m; Power Drift = 0.0 dB
Maximum value of SAR (interpolated) = 0.069 mW/g

Front facing phantom, Middle/Zoom Scan (7x7x7)/Cube 0: Measurement grid: dx=5mm, dy=5mm, dz=5mm
Reference Value = 8.42 V/m; Power Drift = 0.0 dB
Maximum value of SAR (measured) = 0.070 mW/g
Peak SAR (extrapolated) = 0.085 W/kg
SAR(1 g) = 0.065 mW/g; SAR(10 g) = 0.044 mW/g