Date: 29/04/04

46027/02/014

Test Laboratory: RADIO FREQUENCY INVESTIGATION LTD.

46027_JD02_Flat_Section_850MHz_Rear_Facing_Phantom_With_PHF

DUT: Sendo ; Type: S601; Serial: 001031000051023

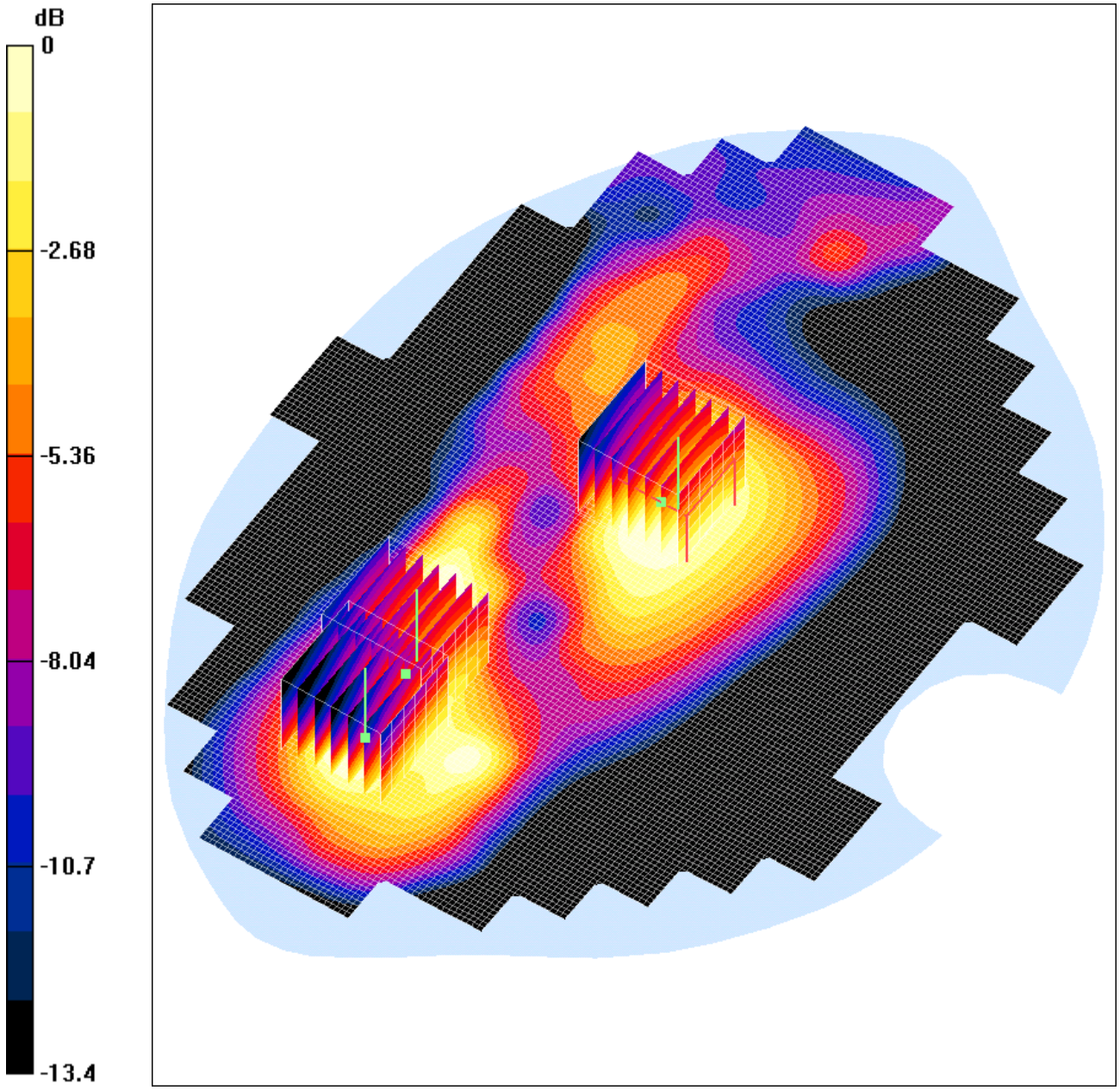

0 dB = 0.105mW/g

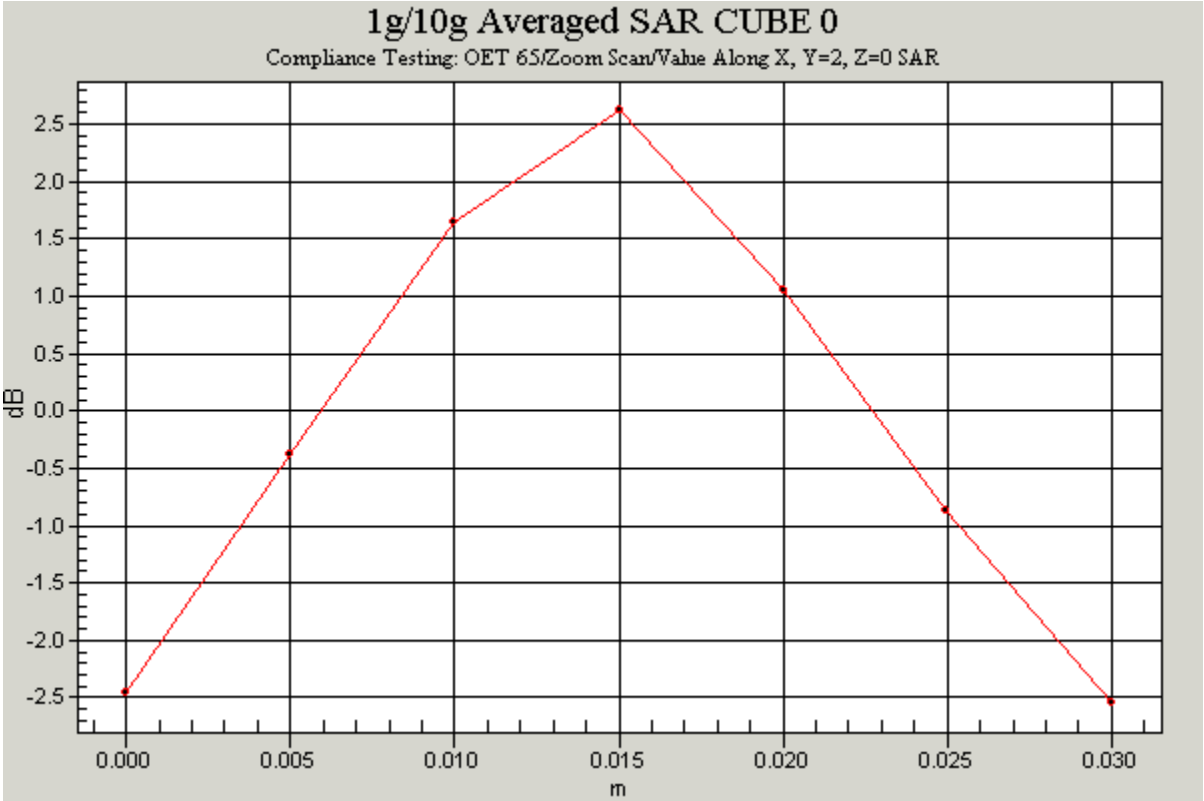
1g/10g Averaged SAR CUBE 0
Compliance Testing: OET 65/Zoom Scan/Value Along X, Y=2, Z=0 SAR
dB
2.5
2.0
1.5
1.0
0.5
0.0
-0.5
-1.0
-1.5
-2.0
-2.5
0.000
0.005
0.010
0.015
0.020
0.025
0.030
m

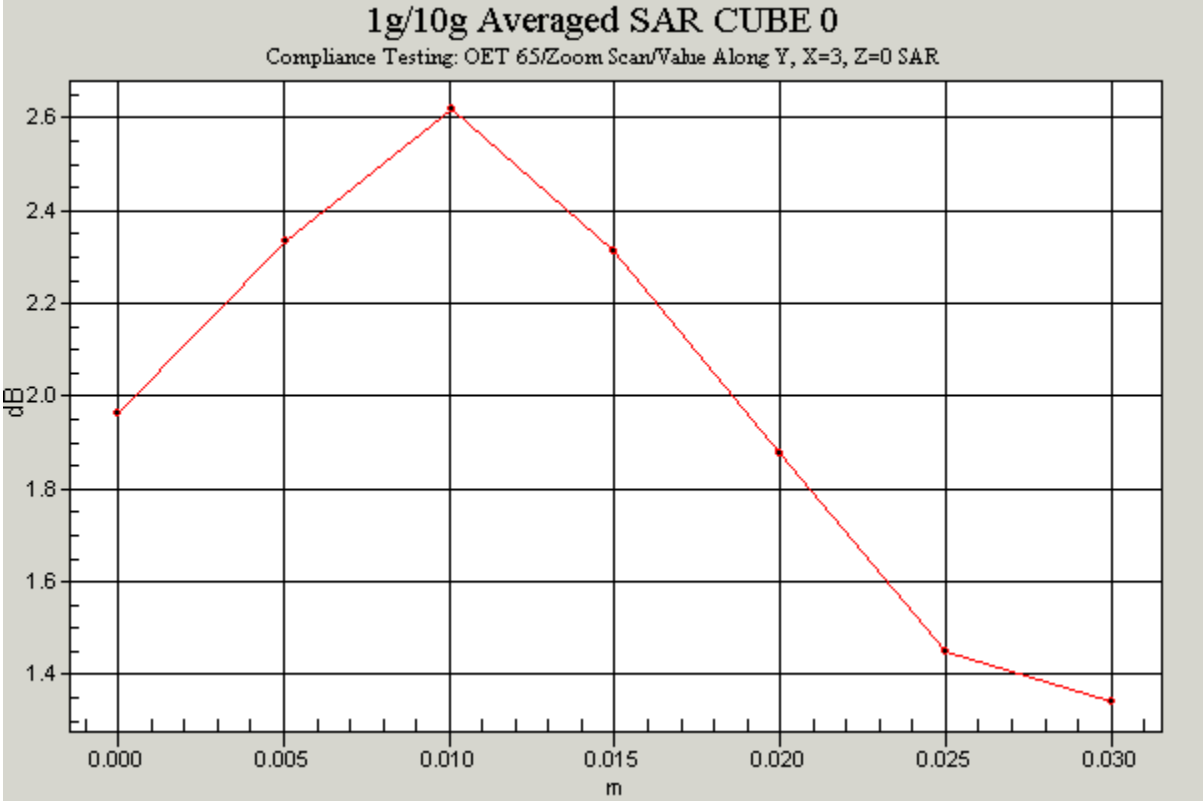
1g/10g Averaged SAR CUBE 0
Compliance Testing: OET 65/Zoom Scan/Value Along Y, X=3, Z=0 SAR
dB
2.6
2.4
2.2
2.0
1.8
1.6
1.4
0.000
0.005
0.010
0.015
0.020
0.025
0.030
m

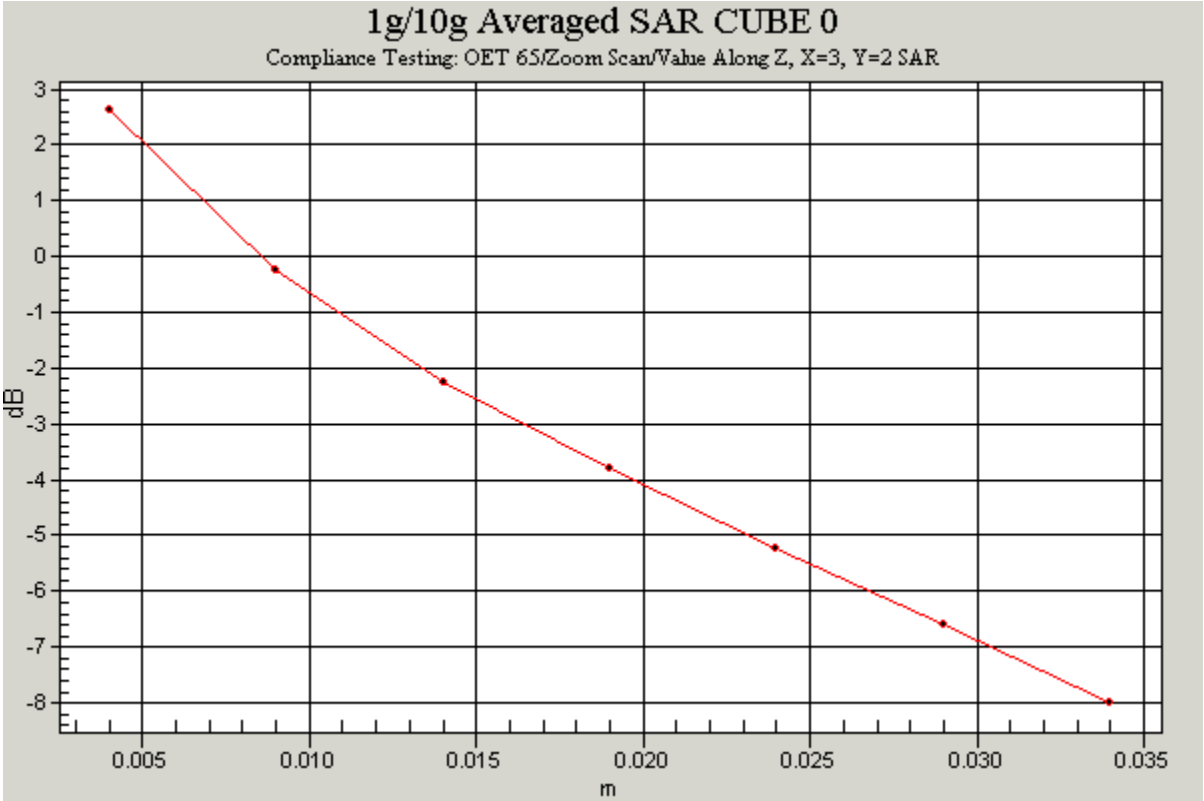
1g/10g Averaged SAR CUBE 0
Compliance Testing: OET 65/Zoom Scan/Value Along Z, X=3, Y=2 SAR
dB
3
2
1
0
-1
-2
-3
-4
-5
-6
-7
-8
0.005
0.010
0.015
0.020
0.025
0.030
0.035
m

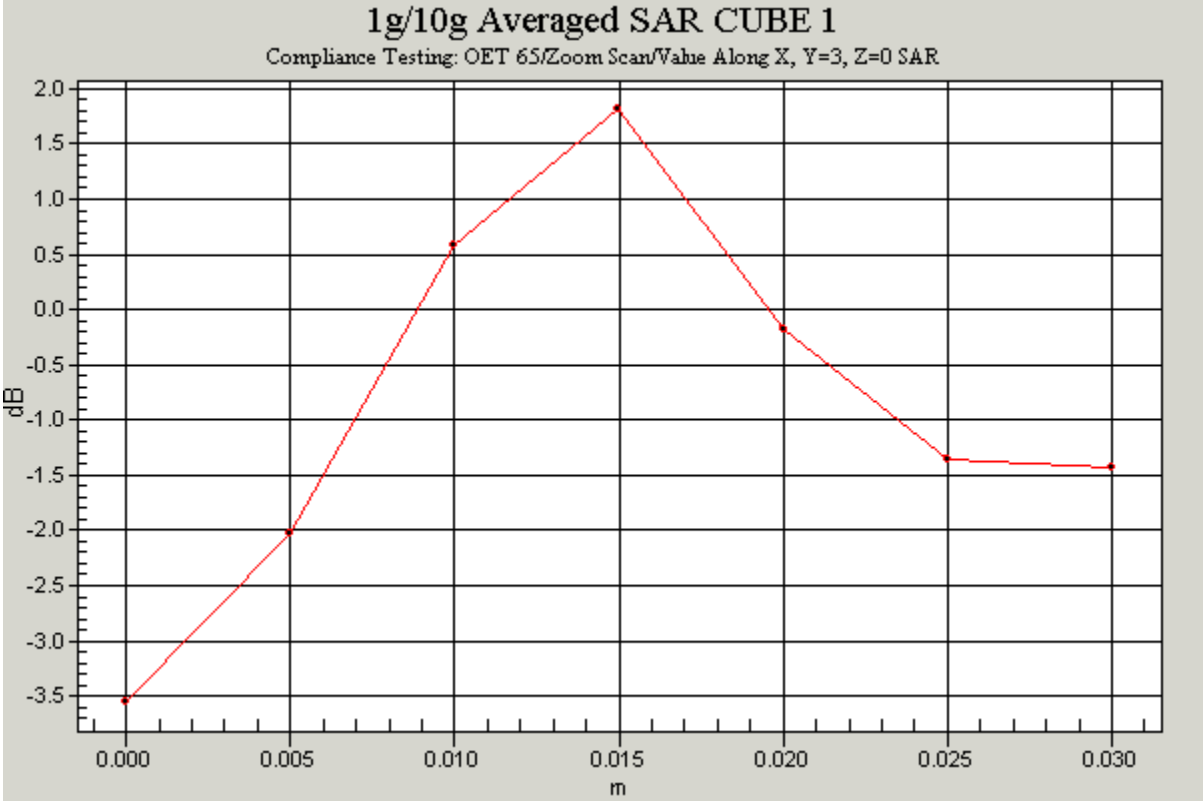
1g/10g Averaged SAR CUBE 1
Compliance Testing: OET 65/Zoom Scan/Value Along X, Y=3, Z=0 SAR
dB
2.0
1.5
1.0
0.5
0.0
-0.5
-1.0
-1.5
-2.0
-2.5
-3.0
-3.5
0.000
0.005
0.010
0.015
0.020
0.025
0.030
m

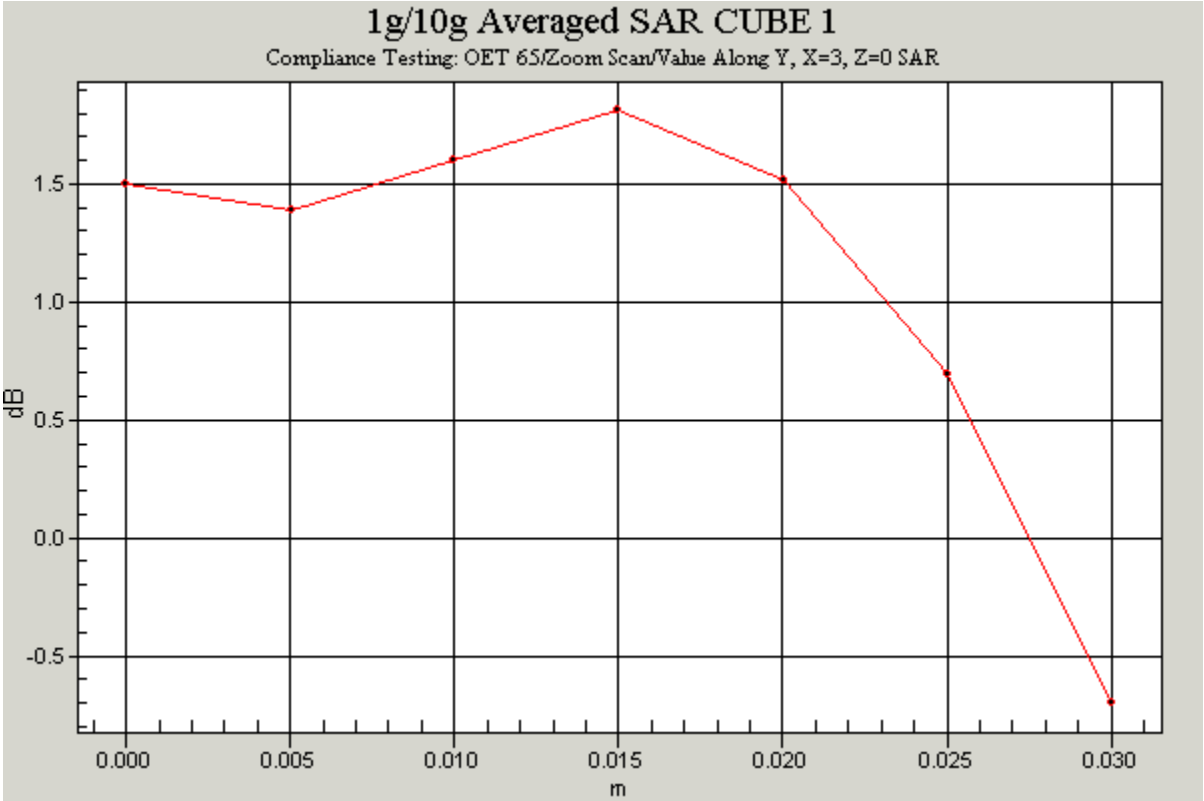
1g/10g Averaged SAR CUBE 1
Compliance Testing: OET 65/Zoom Scan/Value Along Y, X=3, Z=0 SAR
dB
1.5
1.0
0.5
0.0
-0.5
0.000
0.005
0.010
0.015
0.020
0.025
0.030
m

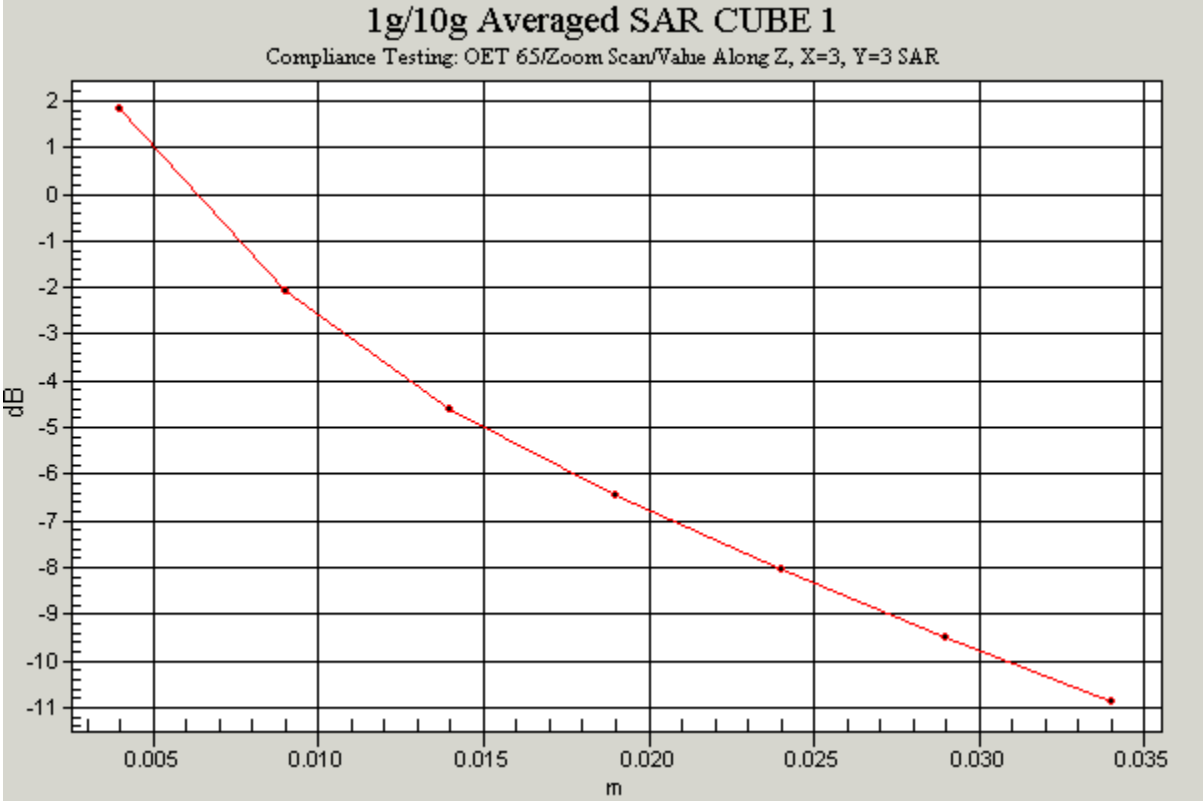
1g/10g Averaged SAR CUBE 1
Compliance Testing: OET 65/Zoom Scan/Value Along Z, X=3, Y=3 SAR
dB
2
1
0
-1
-2
-3
-4
-5
-6
-7
-8
-9
-10
-11
0.005
0.010
0.015
0.020
0.025
0.030
0.035
m

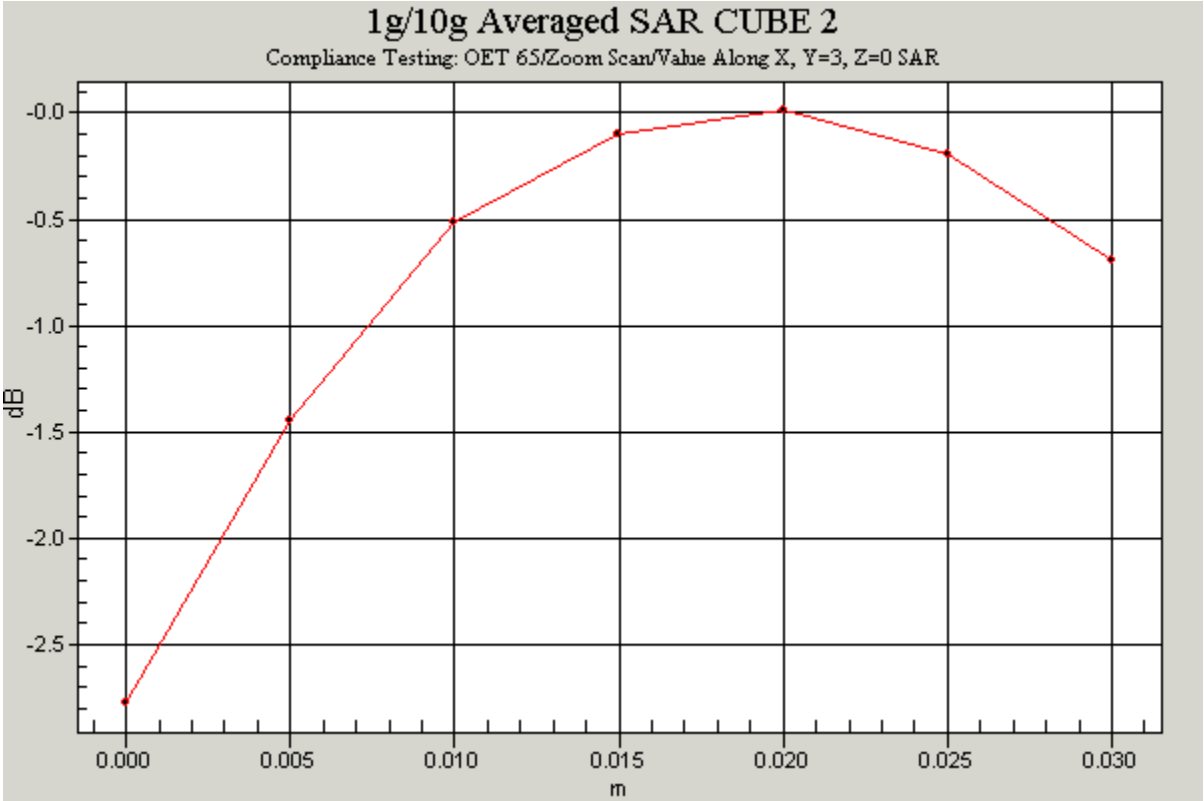
1g/10g Averaged SAR CUBE 2
Compliance Testing: OET 65/Zoom Scan/Value Along X, Y=3, Z=0 SAR
-0.0
-0.5
-1.0
-1.5
-2.0
-2.5
dB
0.000
0.005
0.010
0.015
0.020
0.025
0.030
m

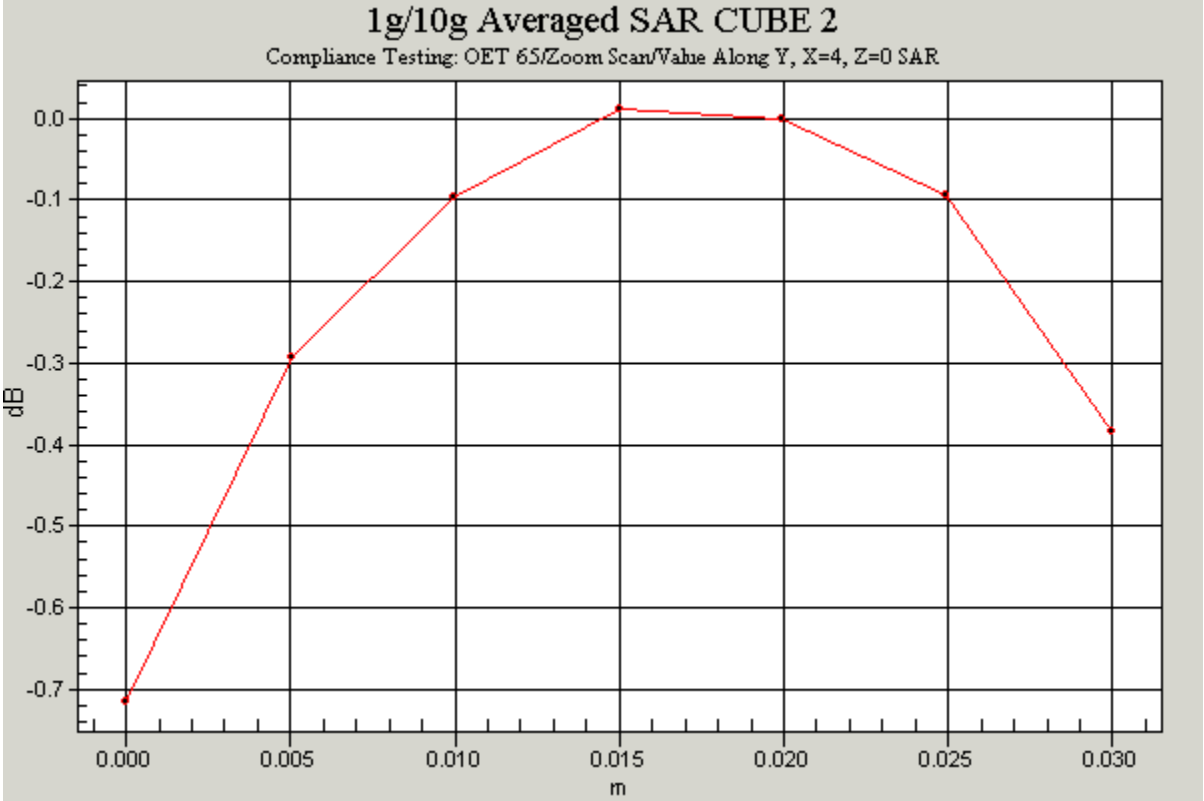
1g/10g Averaged SAR CUBE 2
Compliance Testing: OET 65/Zoom Scan/Value Along Y, X=4, Z=0 SAR
0.0
-0.1
-0.2
-0.3
-0.4
-0.5
-0.6
-0.7
dB
0.000
0.005
0.010
0.015
0.020
0.025
0.030
m

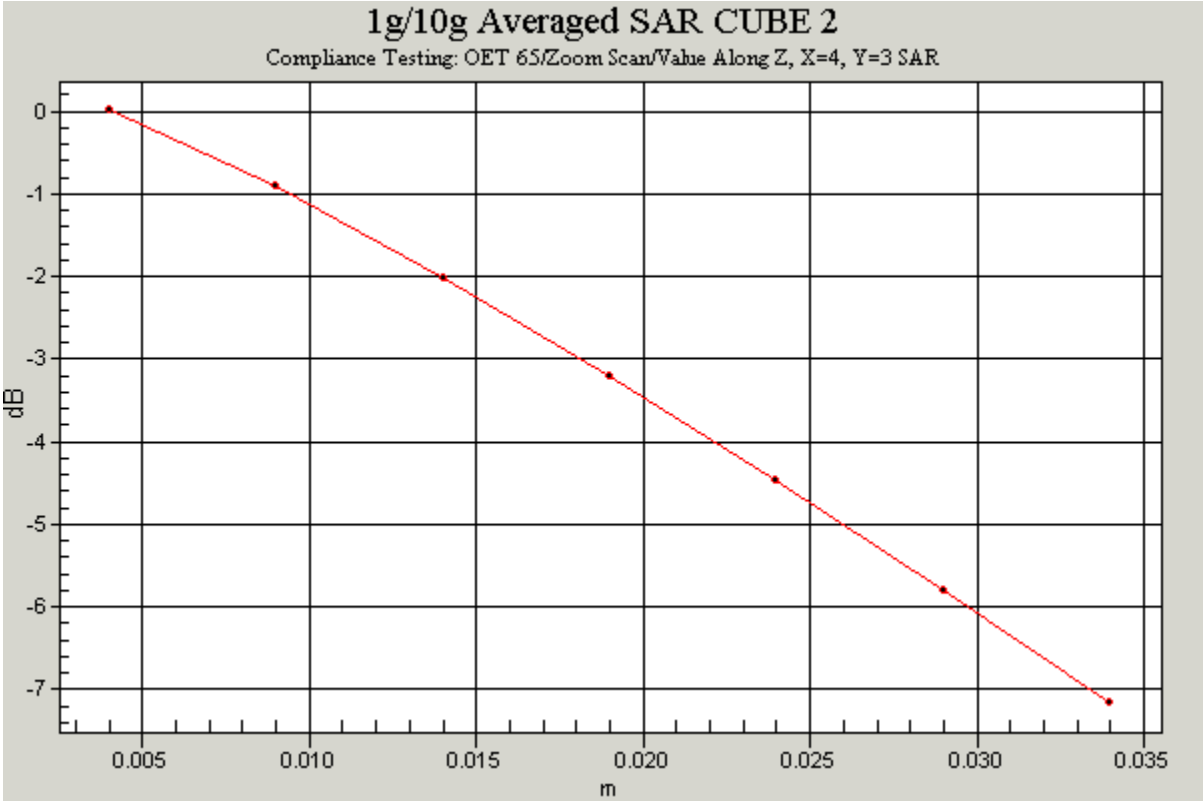

Communication System: 850 MHz; Frequency: 836.4 MHz;Duty Cycle: 1:8.3
Medium: 900MHz MSL Medium parameters used (interpolated): f = 836.4 MHz; σ = 0.966 mho/m; ε_r = 54.7; ρ = 1000 kg/m^3
Phantom section: Flat Section

DASY4 Configuration:
- Probe: ET3DV6 - SN1528; ConvF(6.3, 6.3, 6.3); Calibrated: 29/07/2003
- Sensor-Surface: 4mm (Mechanical Surface Detection)
- Electronics: DAE3 Sn450; Calibrated: 19/05/2003
- Phantom: SAM 12b; Type: SAM 4.0; Serial: TP:1197
- Measurement SW: DASY4, V4.2 Build 44; Postprocessing SW: SEMCAD, V1.8 Build 112

Rear facing phantom, Middle/Area Scan (141x201x1): Measurement grid: dx=15mm, dy=15mm
Reference Value = 9.95 V/m; Power Drift = 0.2 dB
Maximum value of SAR (interpolated) = 0.158 mW/g

Rear facing phantom, Middle/Zoom Scan (7x7x7)/Cube 0: Measurement grid: dx=5mm, dy=5mm, dz=5mm
Reference Value = 9.95 V/m; Power Drift = 0.2 dB
Maximum value of SAR (measured) = 0.192 mW/g
Peak SAR (extrapolated) = 0.373 W/kg
SAR(1 g) = 0.163 mW/g; SAR(10 g) = 0.087 mW/g

Rear facing phantom, Middle/Zoom Scan (7x7x7)/Cube 1: Measurement grid: dx=5mm, dy=5mm, dz=5mm

Reference Value = 9.95 V/m; Power Drift = 0.2 dB
Maximum value of SAR (measured) = 0.159 mW/g
Peak SAR (extrapolated) = 0.461 W/kg
SAR(1 g) = 0.137 mW/g; SAR(10 g) = 0.071 mW/g

Rear facing phantom, Middle/Zoom Scan (7x7x7)/Cube 2: Measurement grid: dx=5mm, dy=5mm, dz=5mm
Reference Value = 9.95 V/m; Power Drift = 0.2 dB
Maximum value of SAR (measured) = 0.105 mW/g
Peak SAR (extrapolated) = 0.120 W/kg
SAR(1 g) = 0.099 mW/g; SAR(10 g) = 0.073 mW/g

Date: 29/04/04

46027/02/015

Test Laboratory: RADIO FREQUENCY INVESTIGATION LTD.

46027_JD02_Flat_Section_850MHz_Rear_Facing_Phantom_With_PHF_Low

DUT: Sendo ; Type: S601; Serial: 001031000051023

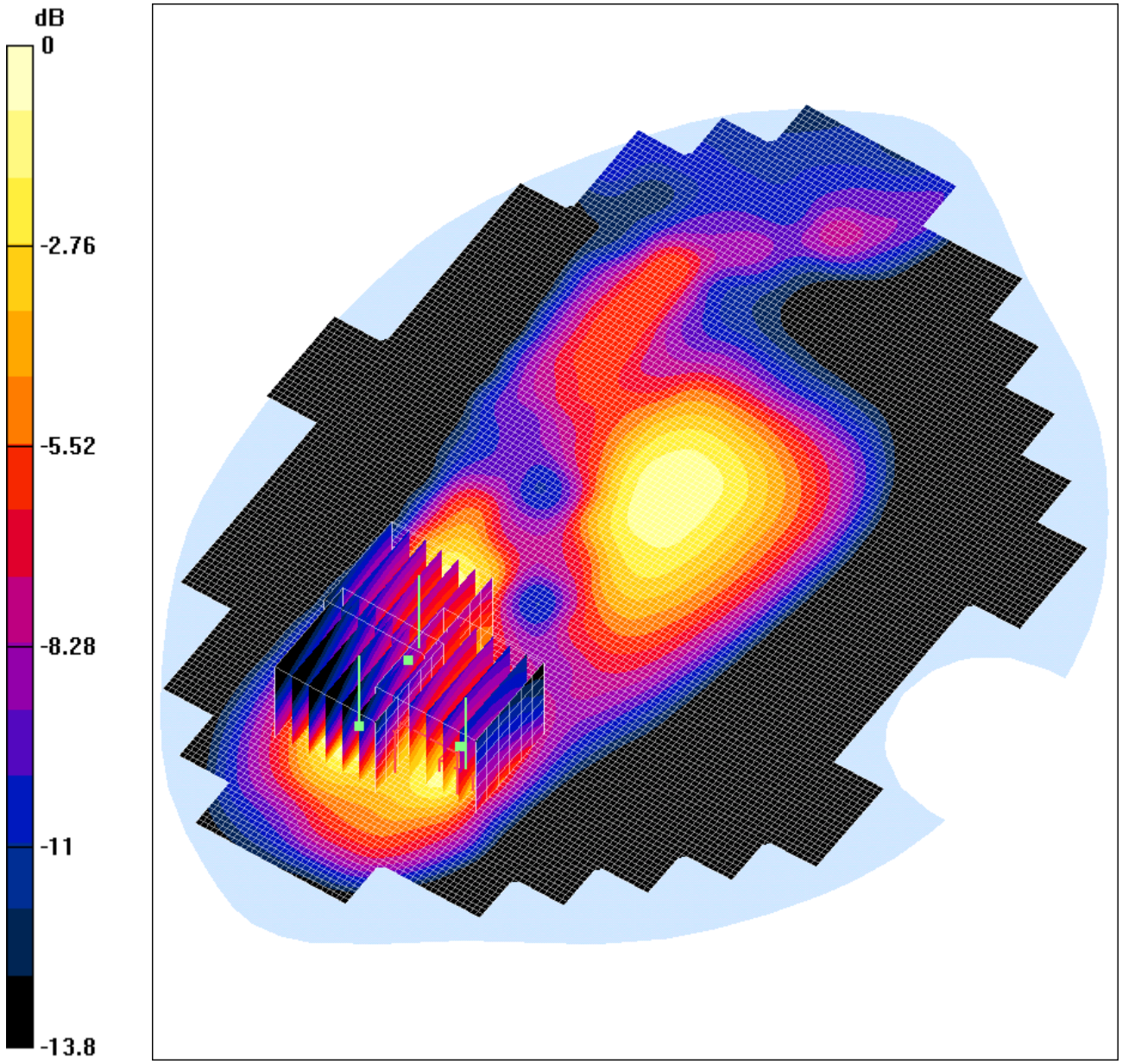

0 dB = 0.161mW/g

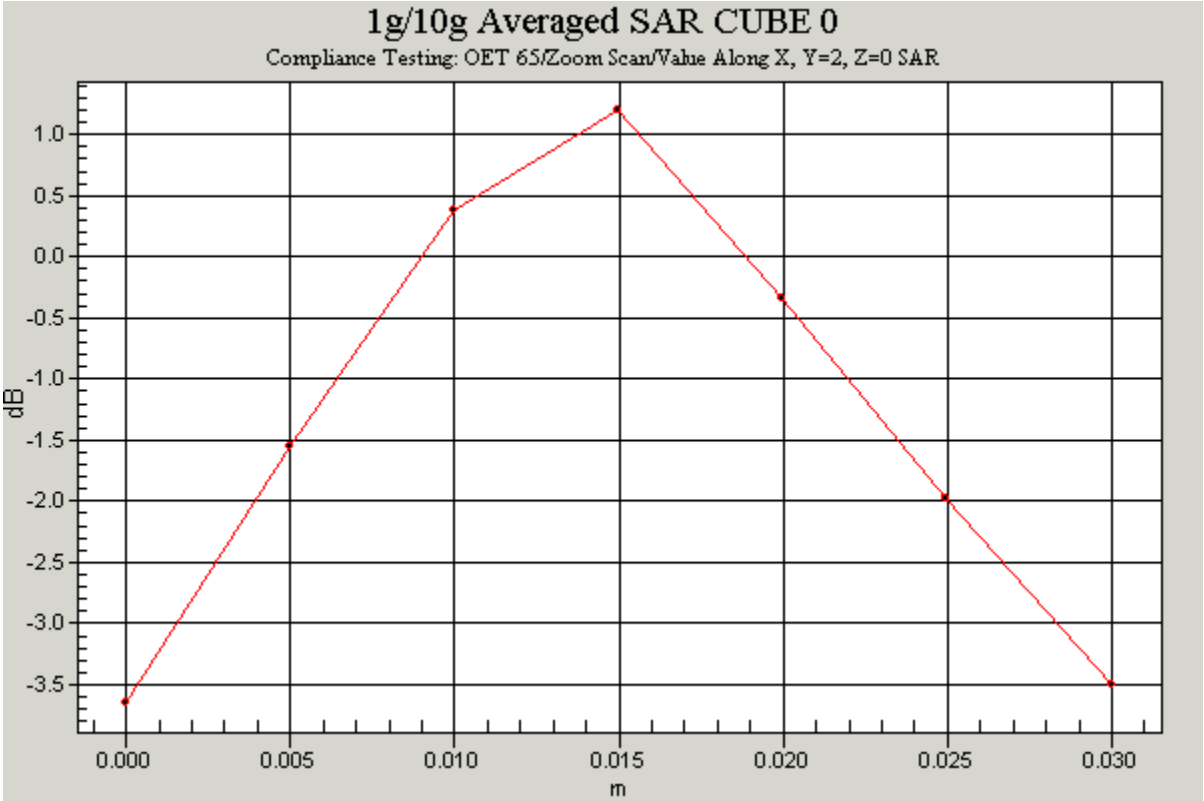
1g/10g Averaged SAR CUBE 0
Compliance Testing: OET 65/Zoom Scan/Value Along X, Y=2, Z=0 SAR
dB
1.0
0.5
0.0
-0.5
-1.0
-1.5
-2.0
-2.5
-3.0
-3.5
0.000
0.005
0.010
0.015
0.020
0.025
0.030
m

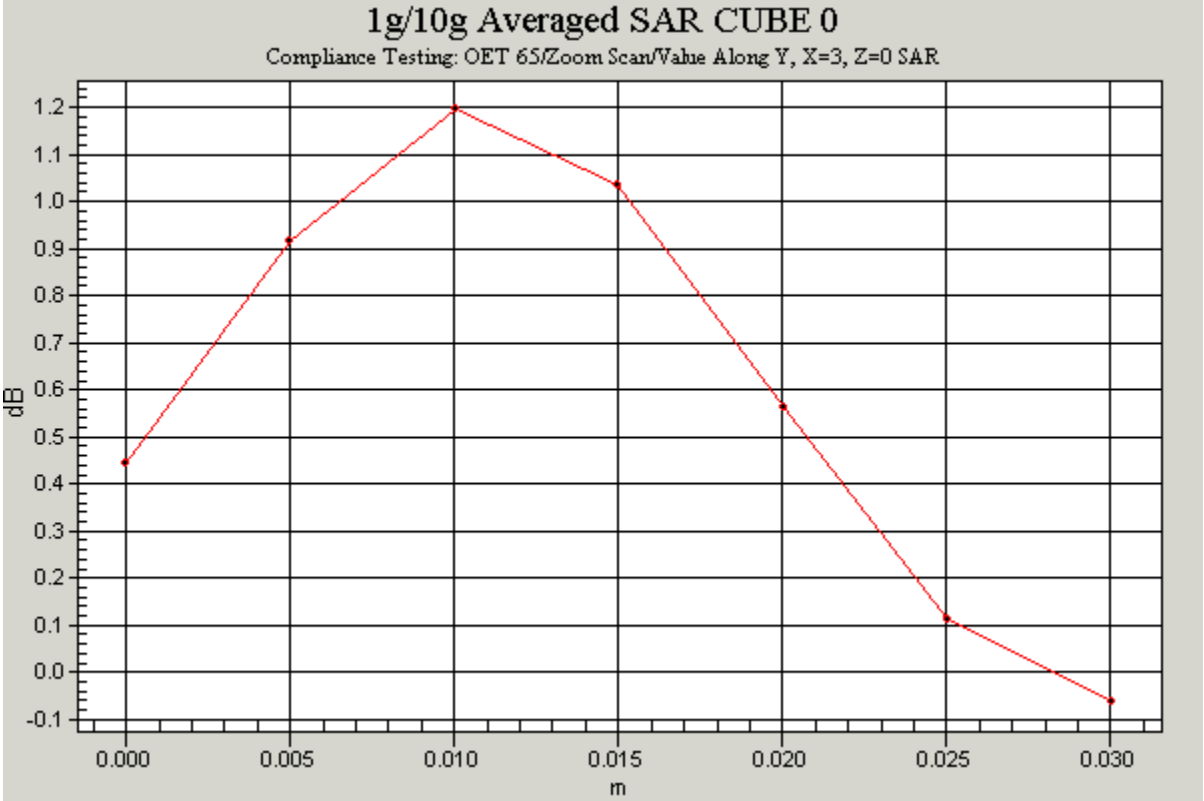
1g/10g Averaged SAR CUBE 0
Compliance Testing: OET 65/Zoom Scan/Value Along Y, X=3, Z=0 SAR
dB
1.2
1.1
1.0
0.9
0.8
0.7
0.6
0.5
0.4
0.3
0.2
0.1
0.0
-0.1
0.000
0.005
0.010
0.015
0.020
0.025
0.030
m

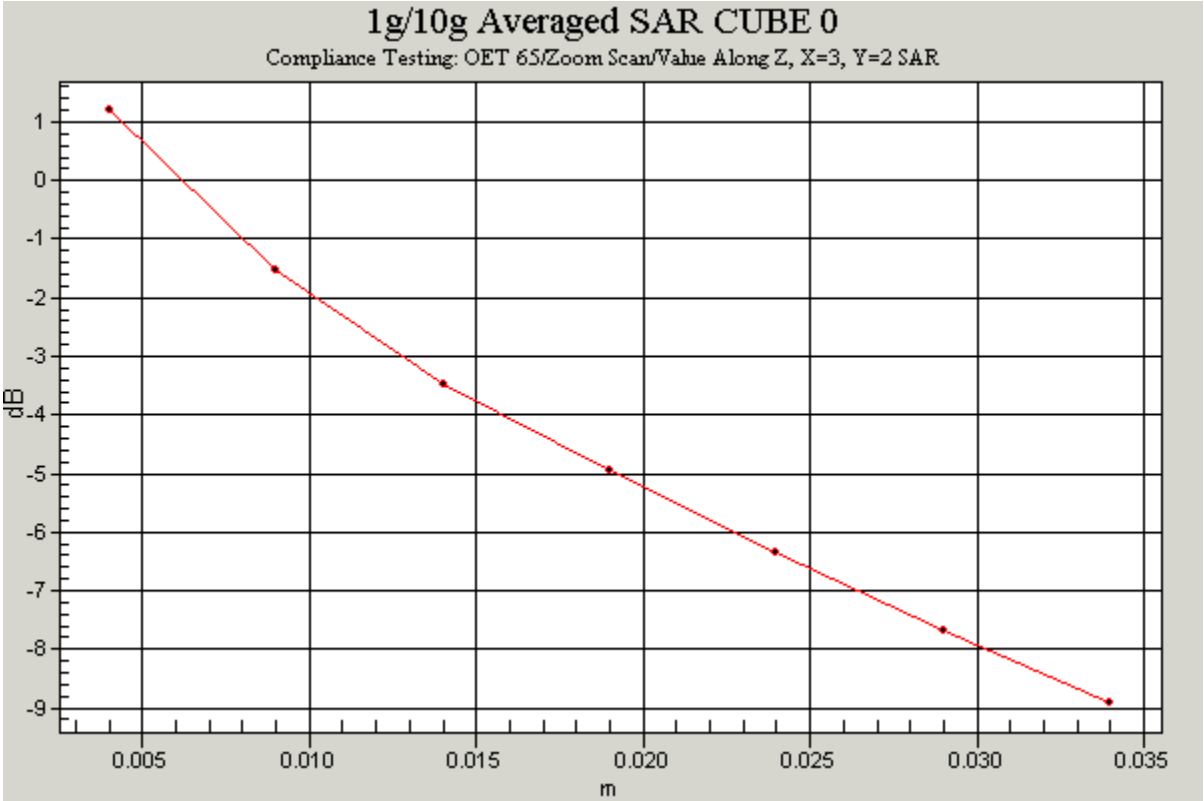
1g/10g Averaged SAR CUBE 0
Compliance Testing: OET 65/Zoom Scan/Value Along Z, X=3, Y=2 SAR
dB
1
0
-1
-2
-3
-4
-5
-6
-7
-8
-9
0.005
0.010
0.015
0.020
0.025
0.030
0.035
m

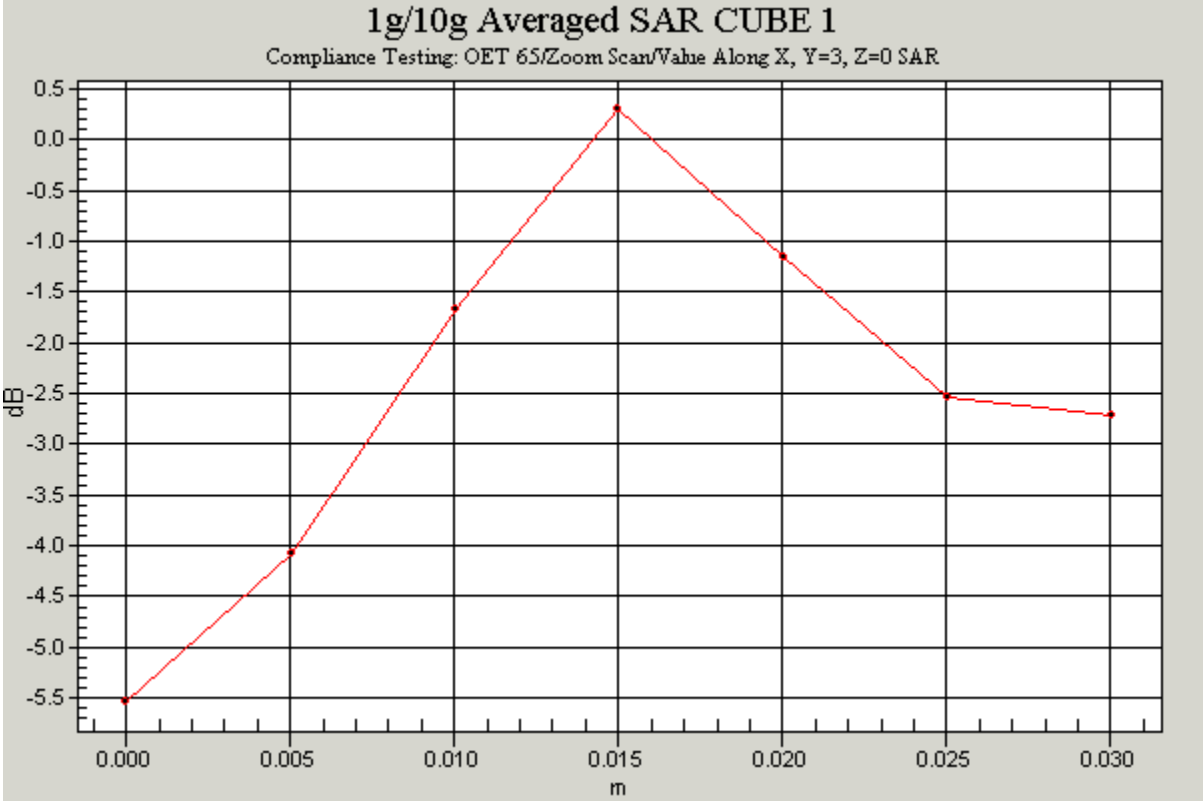
1g/10g Averaged SAR CUBE 1
Compliance Testing: OET 65/Zoom Scan/Value Along X, Y=3, Z=0 SAR
dB
0.5
0.0
-0.5
-1.0
-1.5
-2.0
-2.5
-3.0
-3.5
-4.0
-4.5
-5.0
-5.5
0.000
0.005
0.010
0.015
0.020
0.025
0.030
m

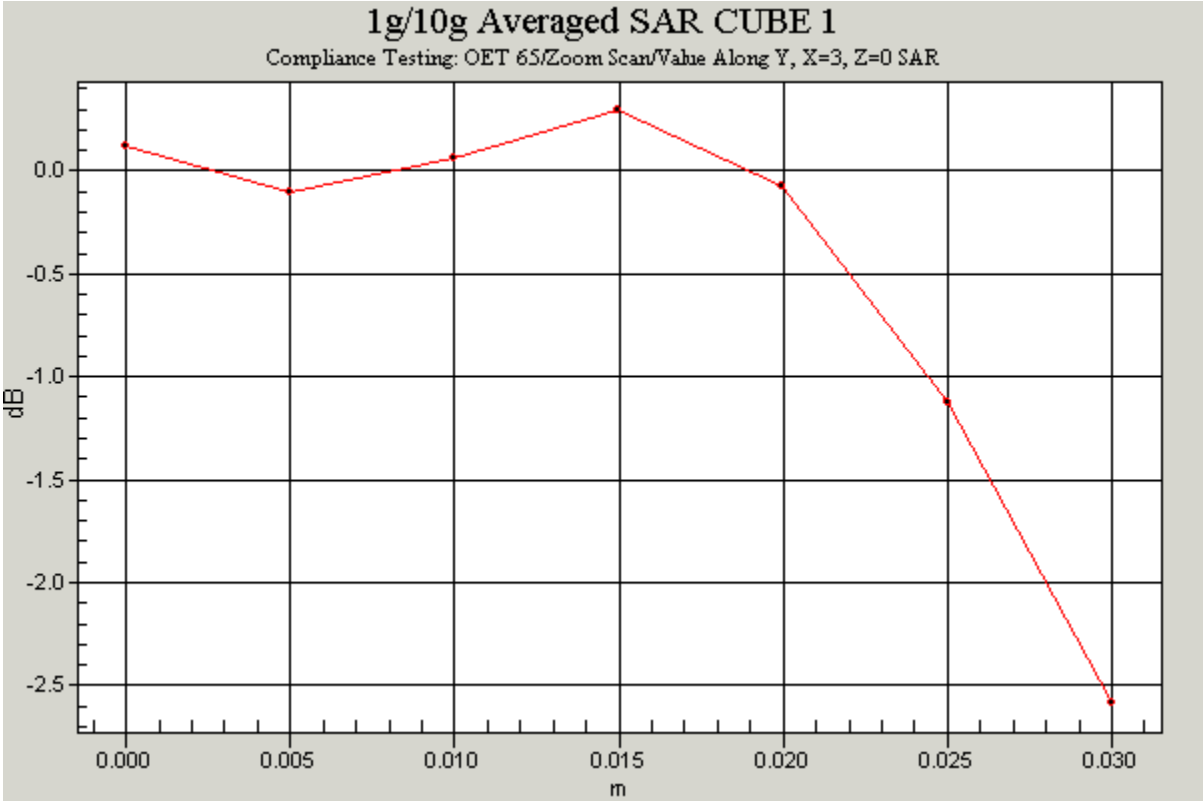
1g/10g Averaged SAR CUBE 1
Compliance Testing: OET 65/Zoom Scan/Value Along Y, X=3, Z=0 SAR
dB
0.0
-0.5
-1.0
-1.5
-2.0
-2.5
0.000
0.005
0.010
0.015
0.020
0.025
0.030
m

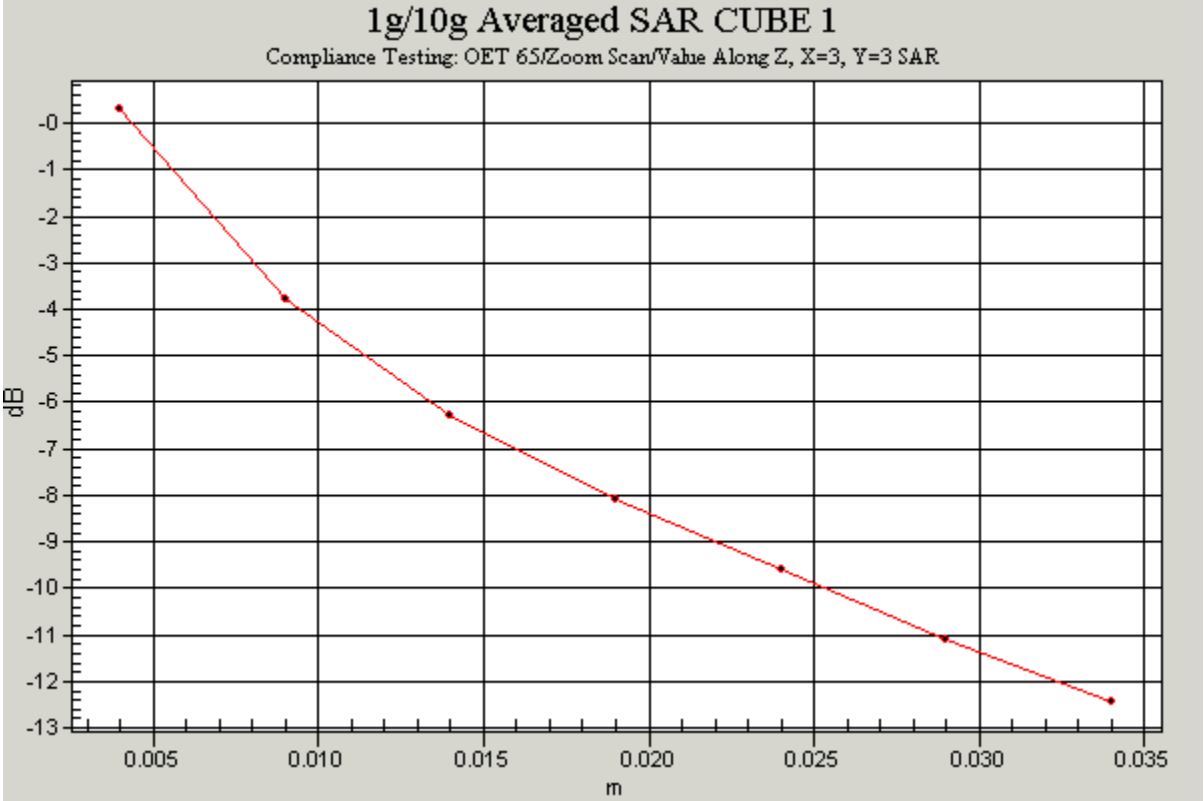
1g/10g Averaged SAR CUBE 1
Compliance Testing: OET 65/Zoom Scan/Value Along Z, X=3, Y=3 SAR
dB
-0
-1
-2
-3
-4
-5
-6
-7
-8
-9
-10
-11
-12
-13
0.005
0.010
0.015
0.020
0.025
0.030
0.035
m

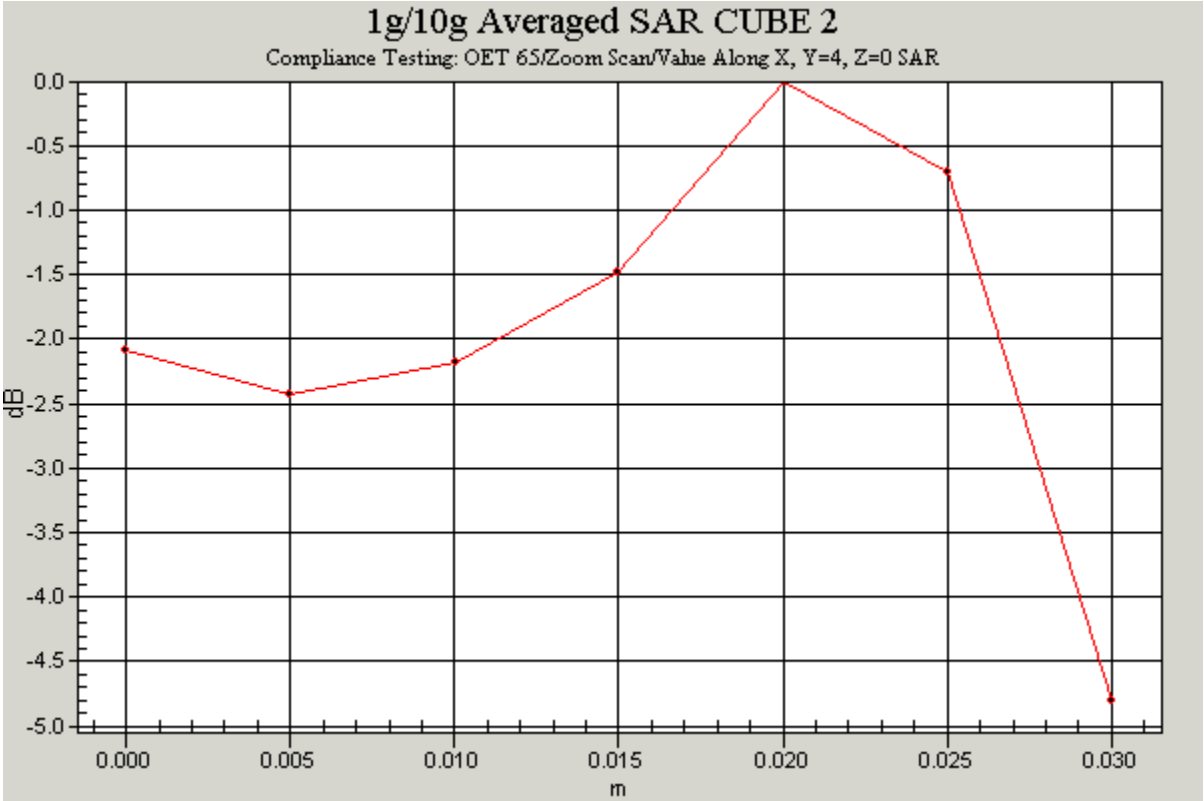
1g/10g Averaged SAR CUBE 2
Compliance Testing: OET 65/Zoom Scan/Value Along X, Y=4, Z=0 SAR
dB
0.0
-0.5
-1.0
-1.5
-2.0
-2.5
-3.0
-3.5
-4.0
-4.5
-5.0
0.000
0.005
0.010
0.015
0.020
0.025
0.030
m

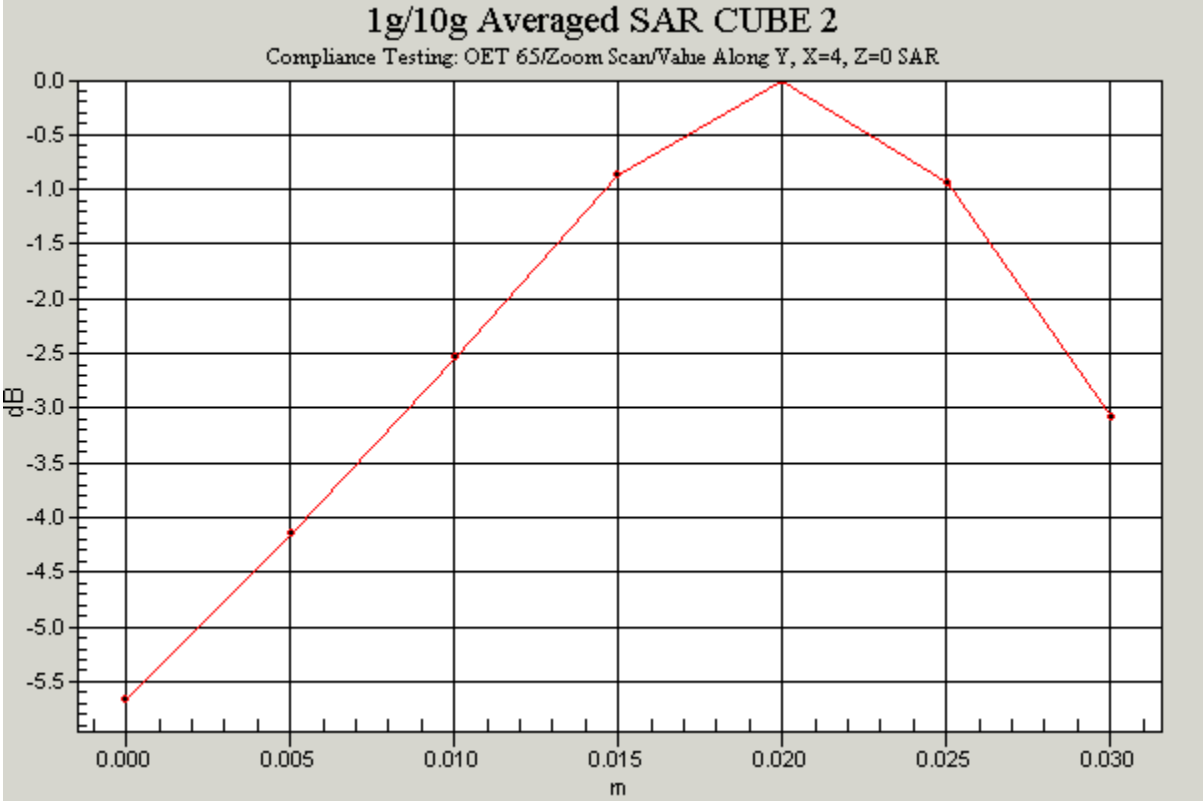
1g/10g Averaged SAR CUBE 2
Compliance Testing: OET 65/Zoom Scan/Value Along Y, X=4, Z=0 SAR
dB
0.0
-0.5
-1.0
-1.5
-2.0
-2.5
-3.0
-3.5
-4.0
-4.5
-5.0
-5.5
0.000
0.005
0.010
0.015
0.020
0.025
0.030
m

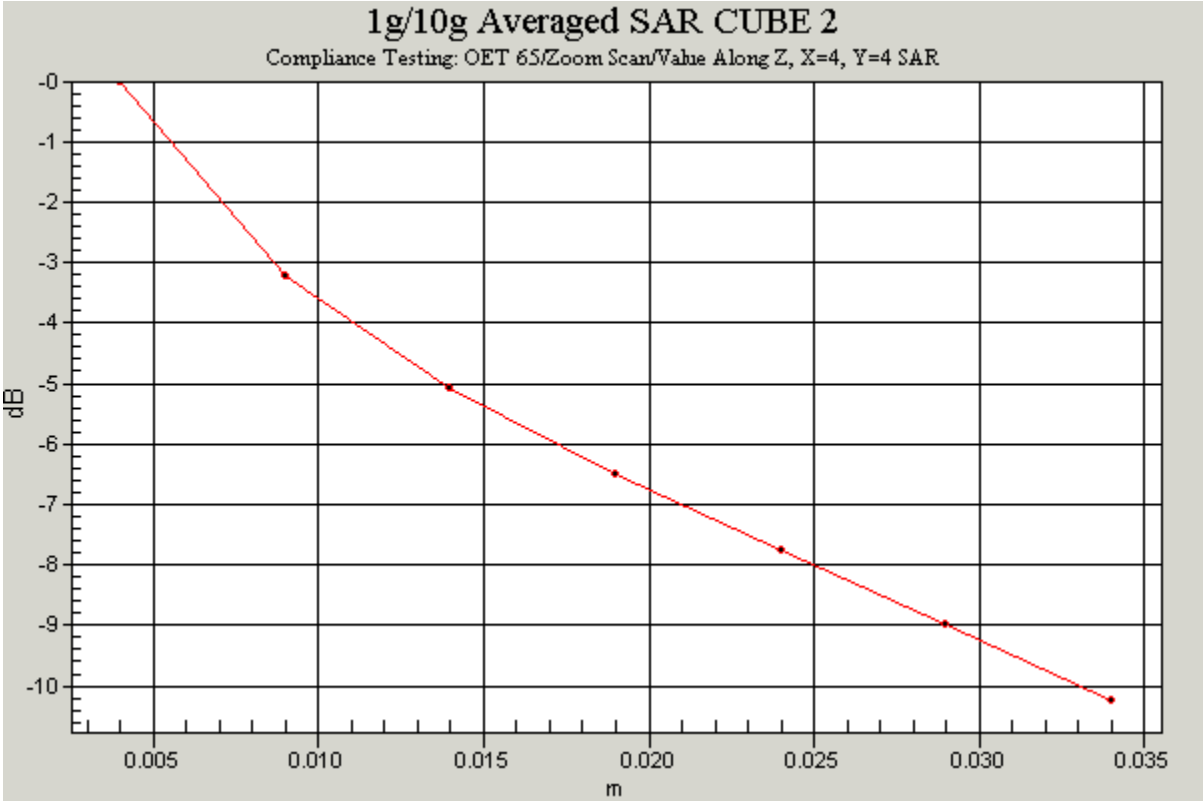

Communication System: 850 MHz; Frequency: 824.2 MHz;Duty Cycle: 1:8.3
Medium: 900MHz MSL Medium parameters used (interpolated): f = 824.2 MHz; σ = 0.966 mho/m; ε_r = 54.7; ρ = 1000 kg/m^3
Phantom section: Flat Section

DASY4 Configuration:
- Probe: ET3DV6 - SN1528; ConvF(6.3, 6.3, 6.3); Calibrated: 29/07/2003
- Sensor-Surface: 4mm (Mechanical Surface Detection)
- Electronics: DAE3 Sn450; Calibrated: 19/05/2003
- Phantom: SAM 12b; Type: SAM 4.0; Serial: TP:1197
- Measurement SW: DASY4, V4.2 Build 44; Postprocessing SW: SEMCAD, V1.8 Build 112

Rear facing phantom, Low/Area Scan (141x201x1): Measurement grid: dx=15mm, dy=15mm
Reference Value = 10.9 V/m; Power Drift = -0.0 dB
Maximum value of SAR (interpolated) = 0.200 mW/g

Rear facing phantom, Low/Zoom Scan (7x7x7)/Cube 0: Measurement grid: dx=5mm, dy=5mm, dz=5mm
Reference Value = 10.9 V/m; Power Drift = -0.0 dB
Maximum value of SAR (measured) = 0.212 mW/g
Peak SAR (extrapolated) = 0.407 W/kg
SAR(1 g) = 0.183 mW/g; SAR(10 g) = 0.100 mW/g

Rear facing phantom, Low/Zoom Scan (7x7x7)/Cube 1: Measurement grid: dx=5mm, dy=5mm, dz=5mm

Reference Value = 10.9 V/m; Power Drift = -0.0 dB
Maximum value of SAR (measured) = 0.172 mW/g
Peak SAR (extrapolated) = 0.505 W/kg
SAR(1 g) = 0.146 mW/g; SAR(10 g) = 0.079 mW/g

Rear facing phantom, Low/Zoom Scan (7x7x7)/Cube 2: Measurement grid: dx=5mm, dy=5mm, dz=5mm
Reference Value = 10.9 V/m; Power Drift = -0.0 dB
Maximum value of SAR (measured) = 0.161 mW/g
Peak SAR (extrapolated) = 0.527 W/kg
SAR(1 g) = 0.139 mW/g; SAR(10 g) = 0.075 mW/g

Date: 29/04/04

46027/02/016

Test Laboratory: RADIO FREQUENCY INVESTIGATION LTD.

46027_JD02_Flat_Section_850MHz_Rear_Facing_Phantom_With_PHF_High

DUT: Sendo ; Type: S601; Serial: 001031000051023

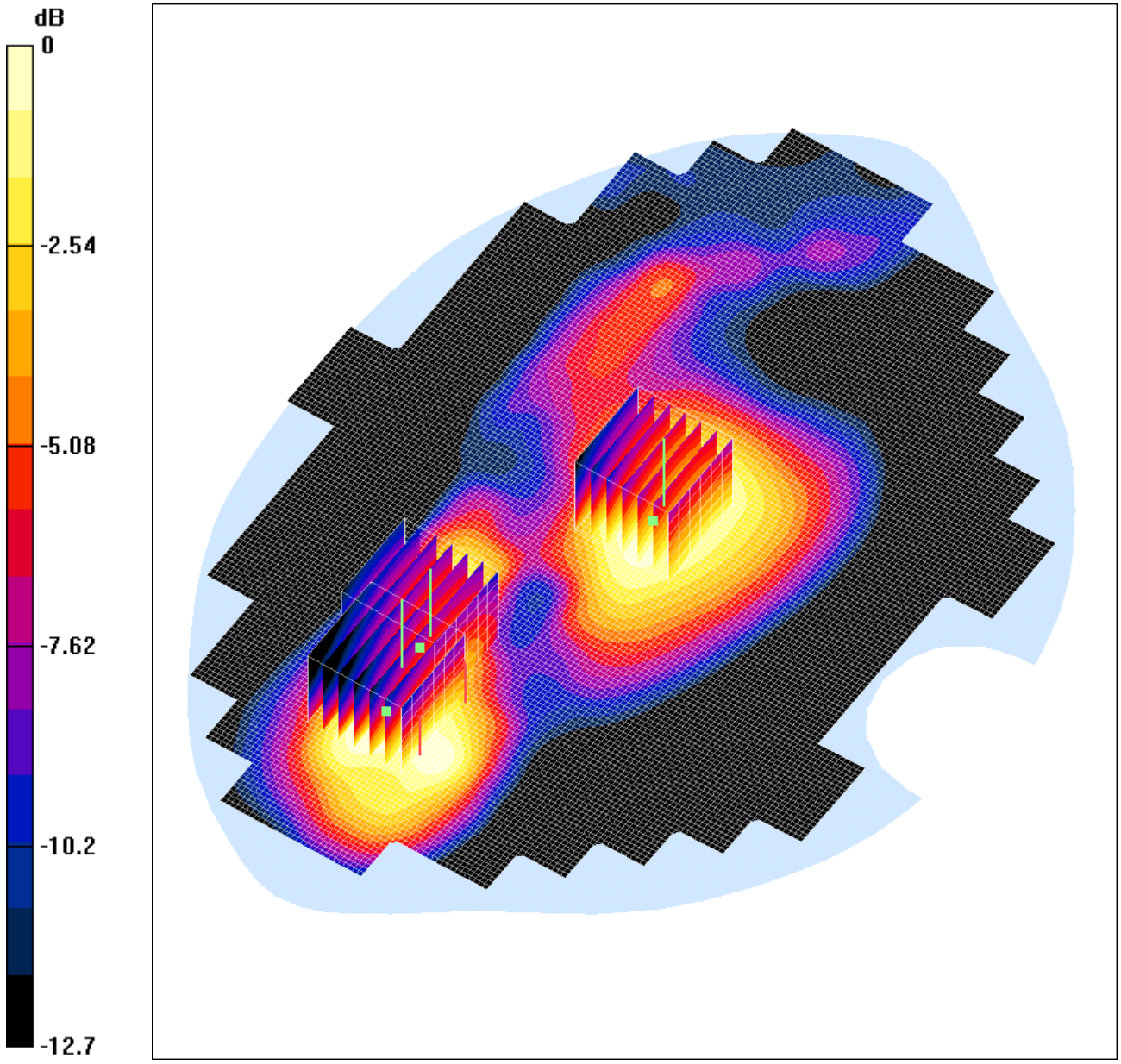

0 dB = 0.101mW/g

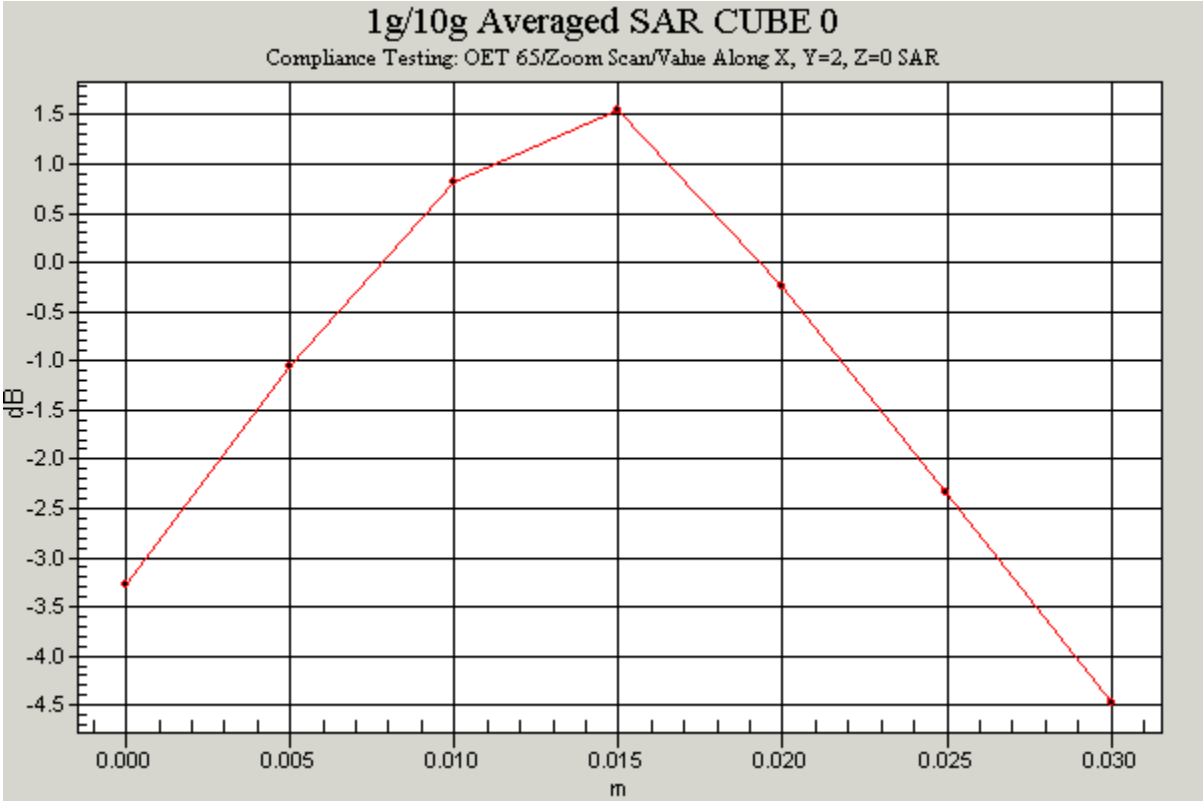
1g/10g Averaged SAR CUBE 0
Compliance Testing: OET 65/Zoom Scan/Value Along X, Y=2, Z=0 SAR
dB
1.5
1.0
0.5
0.0
-0.5
-1.0
-1.5
-2.0
-2.5
-3.0
-3.5
-4.0
-4.5
0.000
0.005
0.010
0.015
0.020
0.025
0.030
m

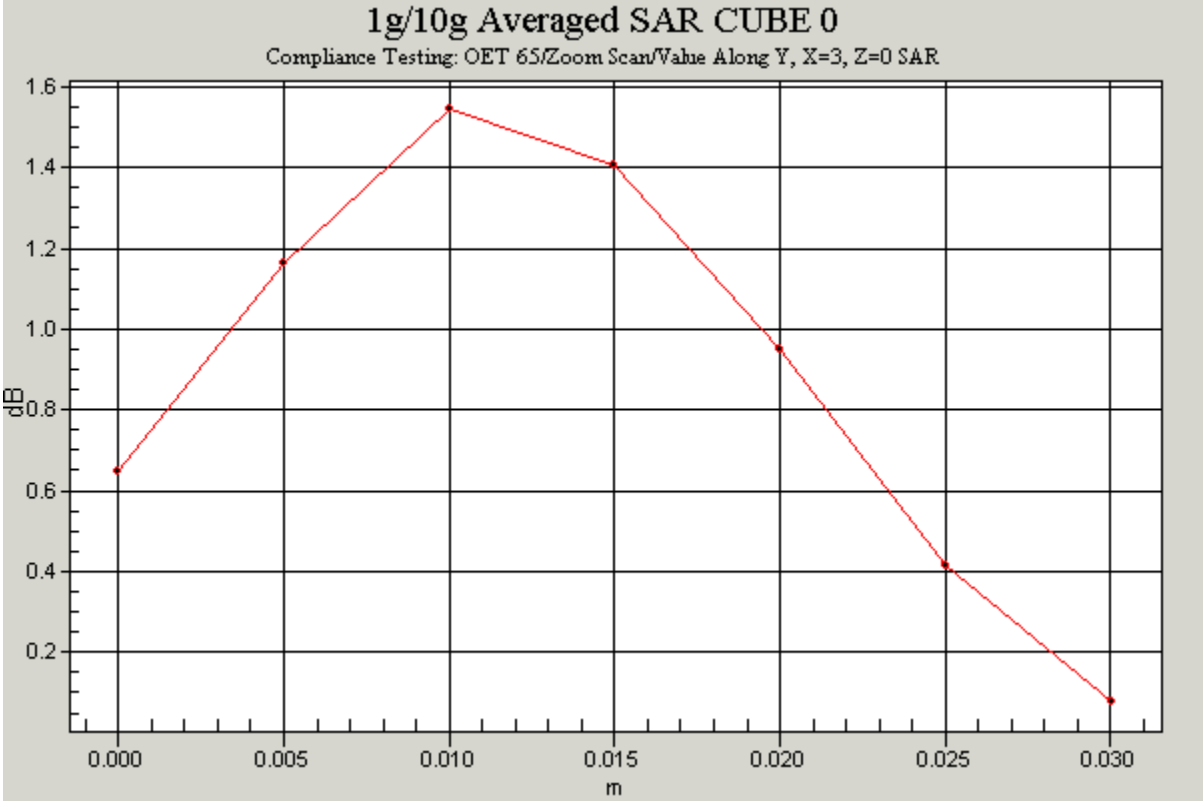
1g/10g Averaged SAR CUBE 0
Compliance Testing: OET 65/Zoom Scan/Value Along Y, X=3, Z=0 SAR
dB
1.6
1.4
1.2
1.0
0.8
0.6
0.4
0.2
0.000
0.005
0.010
0.015
0.020
0.025
0.030
m

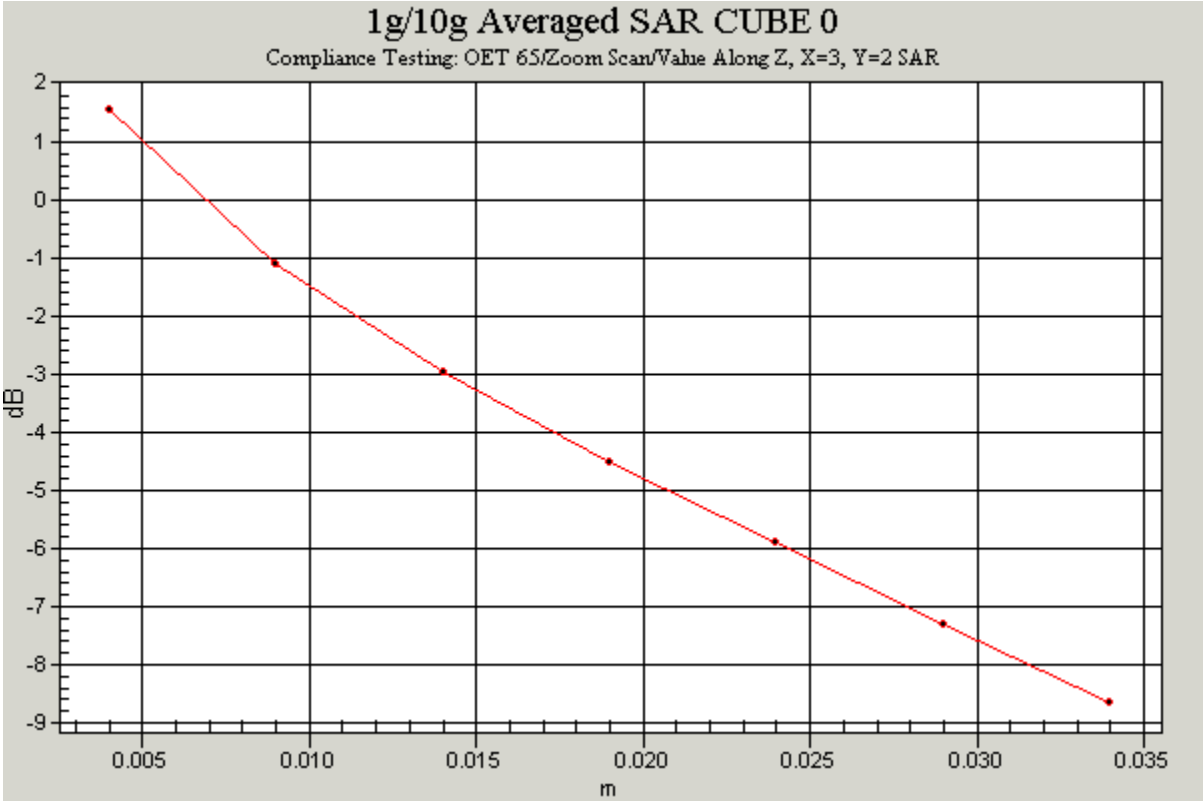
1g/10g Averaged SAR CUBE 0
Compliance Testing: OET 65/Zoom Scan/Value Along Z, X=3, Y=2 SAR
dB
2
1
0
-1
-2
-3
-4
-5
-6
-7
-8
-9
0.005
0.010
0.015
0.020
0.025
0.030
0.035
m

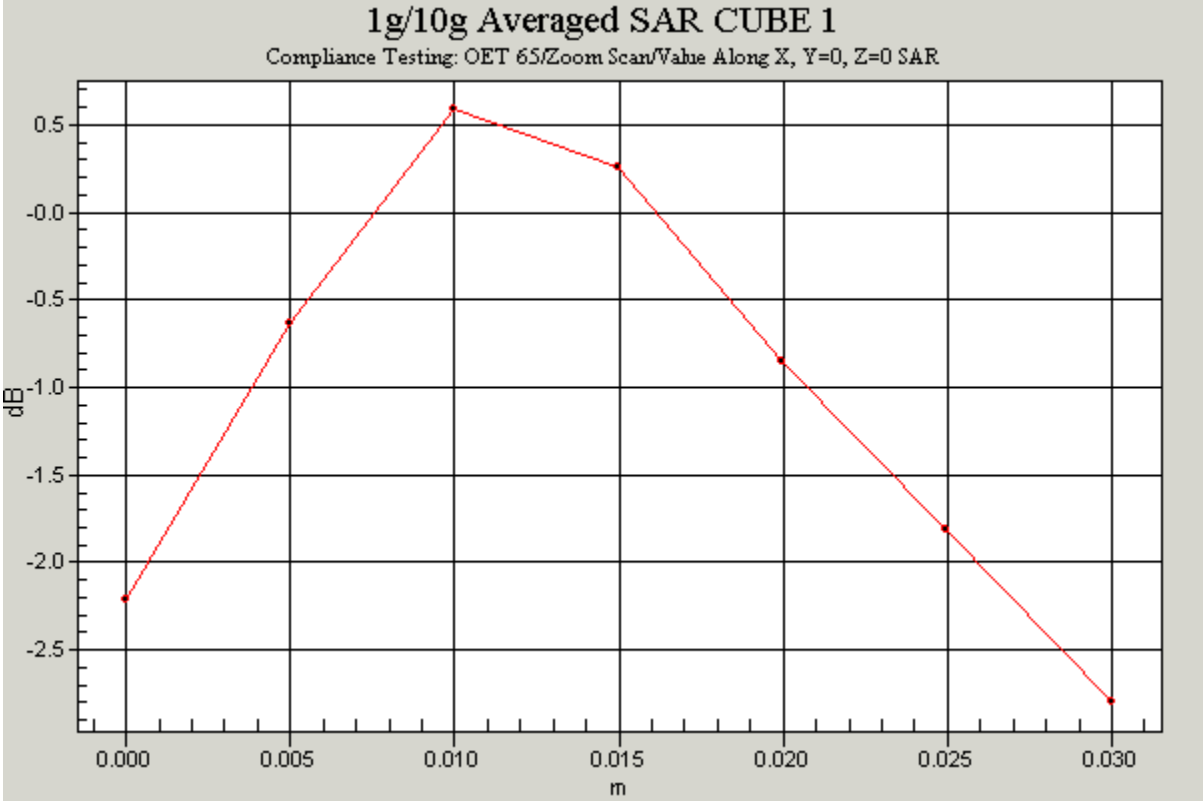
1g/10g Averaged SAR CUBE 1
Compliance Testing: OET 65/Zoom Scan/Value Along X, Y=0, Z=0 SAR
dB
0.5
-0.0
-0.5
-1.0
-1.5
-2.0
-2.5
0.000
0.005
0.010
0.015
0.020
0.025
0.030
m

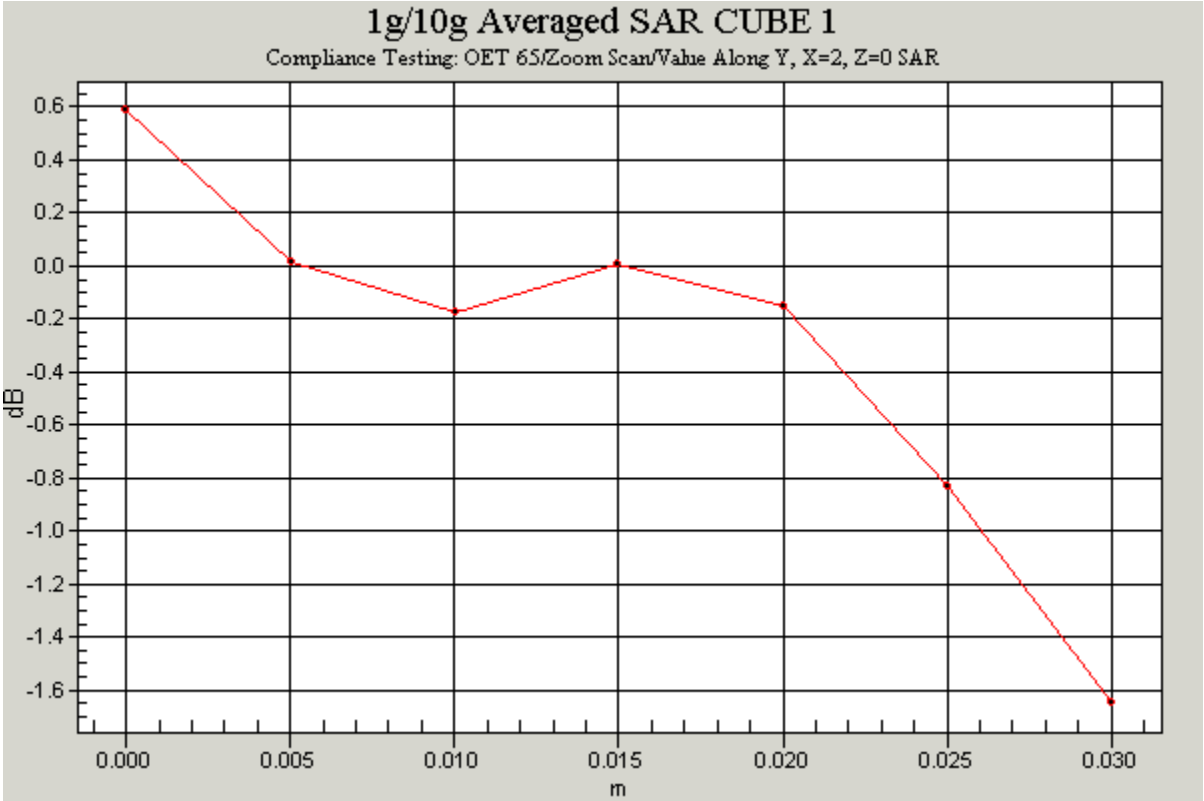
1g/10g Averaged SAR CUBE 1
Compliance Testing: OET 65/Zoom Scan/Value Along Y, X=2, Z=0 SAR
dB
0.6
0.4
0.2
0.0
-0.2
-0.4
-0.6
-0.8
-1.0
-1.2
-1.4
-1.6
0.000
0.005
0.010
0.015
0.020
0.025
0.030
m

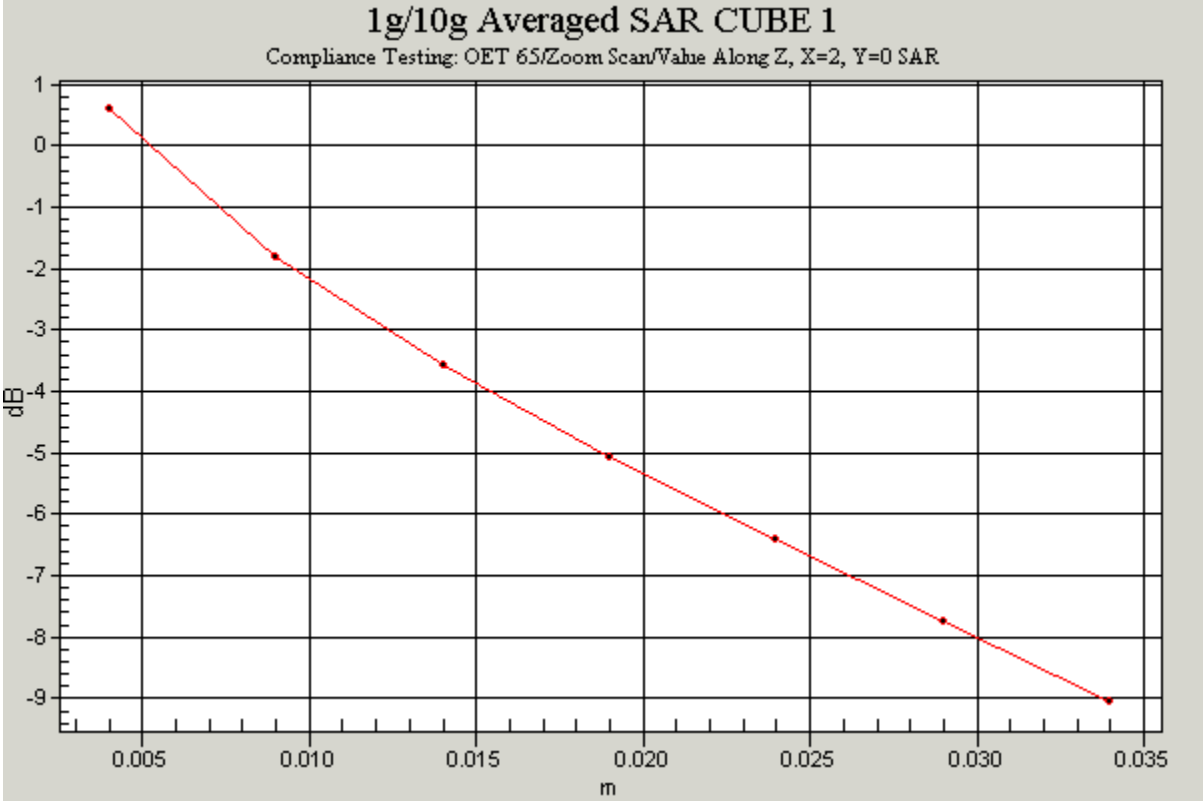
1g/10g Averaged SAR CUBE 1
Compliance Testing: OET 65/Zoom Scan/Value Along Z, X=2, Y=0 SAR
dB
1
0
-1
-2
-3
-4
-5
-6
-7
-8
-9
0.005
0.010
0.015
0.020
0.025
0.030
0.035
m

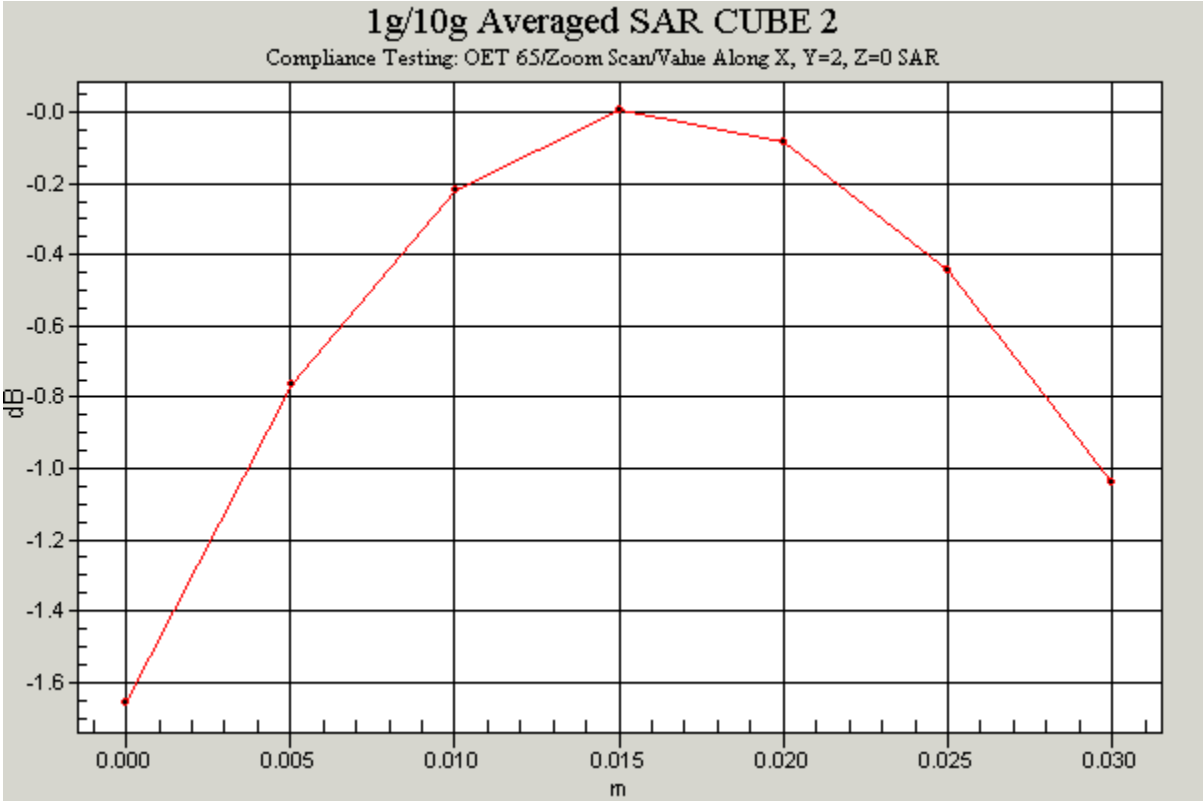
1g/10g Averaged SAR CUBE 2
Compliance Testing: OET 65/Zoom Scan/Value Along X, Y=2, Z=0 SAR
dB
-0.0
-0.2
-0.4
-0.6
-0.8
-1.0
-1.2
-1.4
-1.6
0.000
0.005
0.010
0.015
0.020
0.025
0.030
m

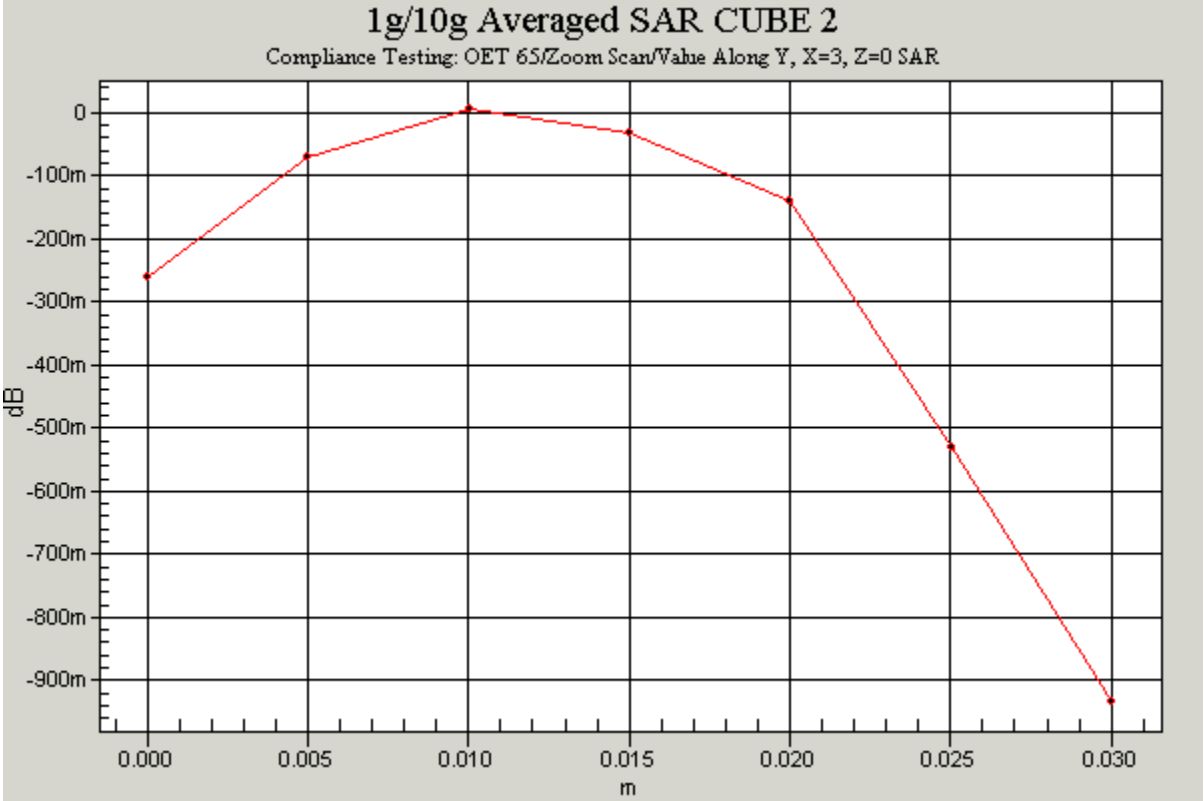
1g/10g Averaged SAR CUBE 2
Compliance Testing: OET 65/Zoom Scan/Value Along Y, X=3, Z=0 SAR
dB
0
-100m
-200m
-300m
-400m
-500m
-600m
-700m
-800m
-900m
0.000
0.005
0.010
0.015
0.020
0.025
0.030
m

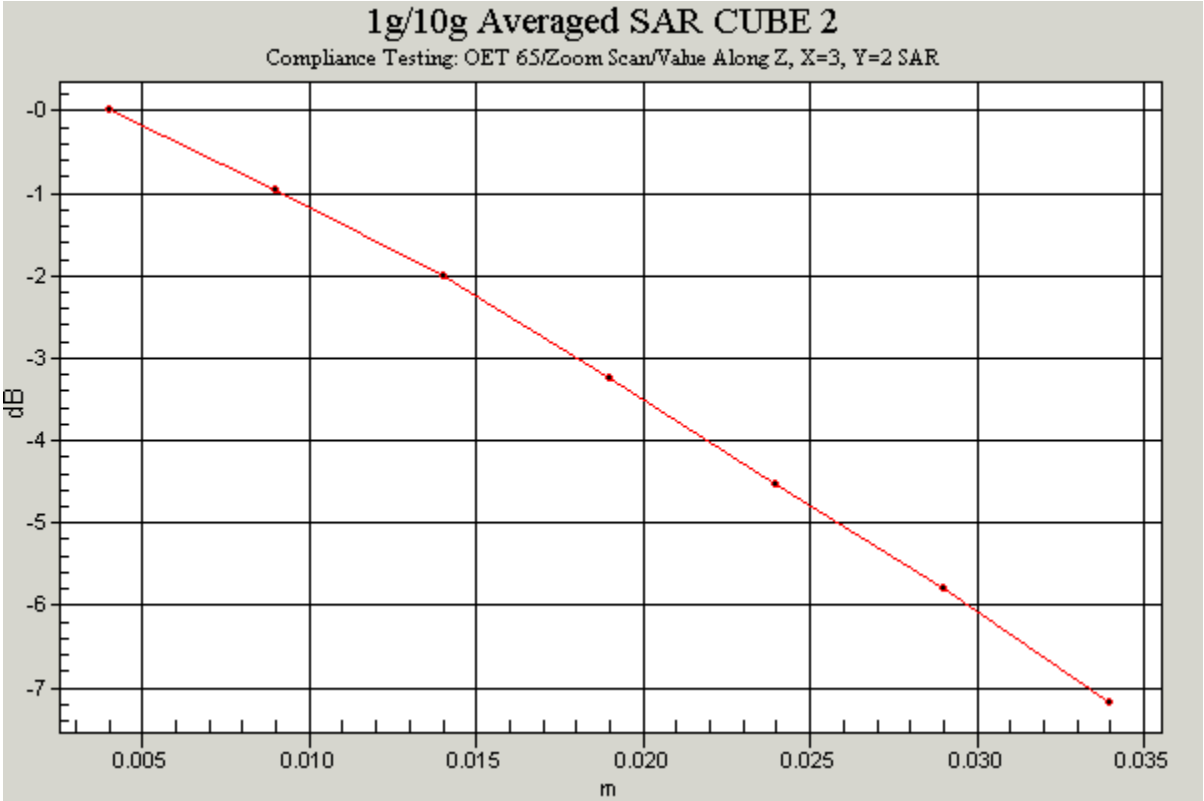

Communication System: 850 MHz; Frequency: 848.8 MHz;Duty Cycle: 1:8.3
Medium: 900MHz MSL Medium parameters used (interpolated): f = 848.8 MHz; σ = 0.981 mho/m; ε_r = 54.5; ρ = 1000 kg/m^3
Phantom section: Flat Section

DASY4 Configuration:
- Probe: ET3DV6 - SN1528; ConvF(6.3, 6.3, 6.3); Calibrated: 29/07/2003
- Sensor-Surface: 4mm (Mechanical Surface Detection)
- Electronics: DAE3 Sn450; Calibrated: 19/05/2003
- Phantom: SAM 12b; Type: SAM 4.0; Serial: TP:1197
- Measurement SW: DASY4, V4.2 Build 44; Postprocessing SW: SEMCAD, V1.8 Build 112

Rear facing phantom,High/Area Scan (141x201x1): Measurement grid: dx=15mm, dy=15mm
Reference Value = 10.1 V/m; Power Drift = 0.0 dB
Maximum value of SAR (interpolated) = 0.143 mW/g

Rear facing phantom,High/Zoom Scan (7x7x7)/Cube 0: Measurement grid: dx=5mm, dy=5mm, dz=5mm
Reference Value = 10.1 V/m; Power Drift = 0.0 dB
Maximum value of SAR (measured) = 0.144 mW/g
Peak SAR (extrapolated) = 0.268 W/kg
SAR(1 g) = 0.124 mW/g; SAR(10 g) = 0.067 mW/g

Rear facing phantom,High/Zoom Scan (7x7x7)/Cube 1: Measurement grid: dx=5mm, dy=5mm, dz=5mm

Reference Value = 10.1 V/m; Power Drift = 0.0 dB
Maximum value of SAR (measured) = 0.116 mW/g
Peak SAR (extrapolated) = 0.326 W/kg
SAR(1 g) = 0.101 mW/g; SAR(10 g) = 0.063 mW/g

Rear facing phantom,High/Zoom Scan (7x7x7)/Cube 2: Measurement grid: dx=5mm, dy=5mm, dz=5mm
Reference Value = 10.1 V/m; Power Drift = 0.0 dB
Maximum value of SAR (measured) = 0.101 mW/g
Peak SAR (extrapolated) = 0.117 W/kg
SAR(1 g) = 0.096 mW/g; SAR(10 g) = 0.070 mW/g

Date: 30/04/04

46027/02/017

Test Laboratory: RADIO FREQUENCY INVESTIGATION LTD.

46027_JD02_Left_Hand_Side_Touch_850MHz

DUT: Sendo ; Type: S601; Serial: 001031000051023

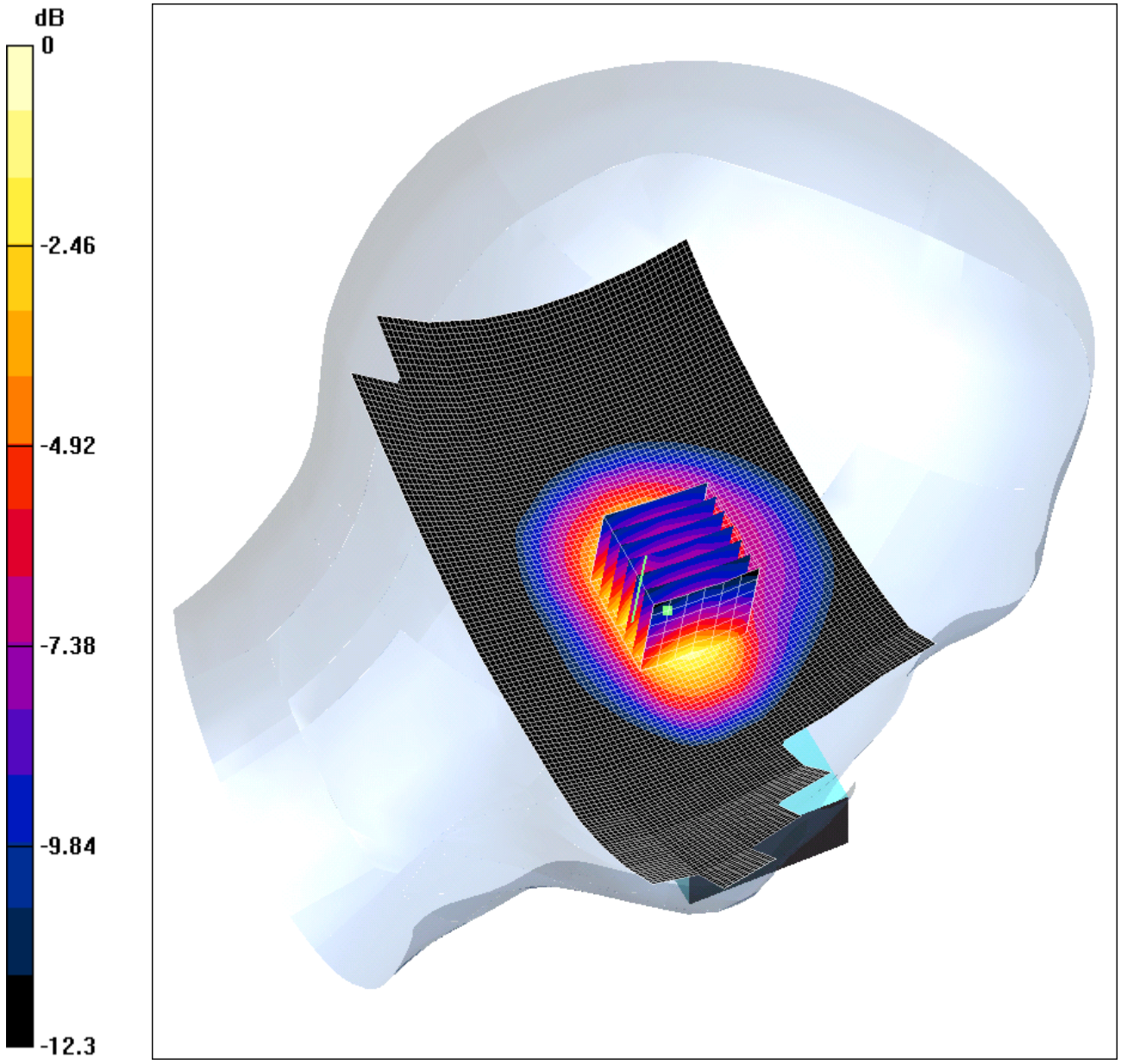

0 dB = 0.451mW/g

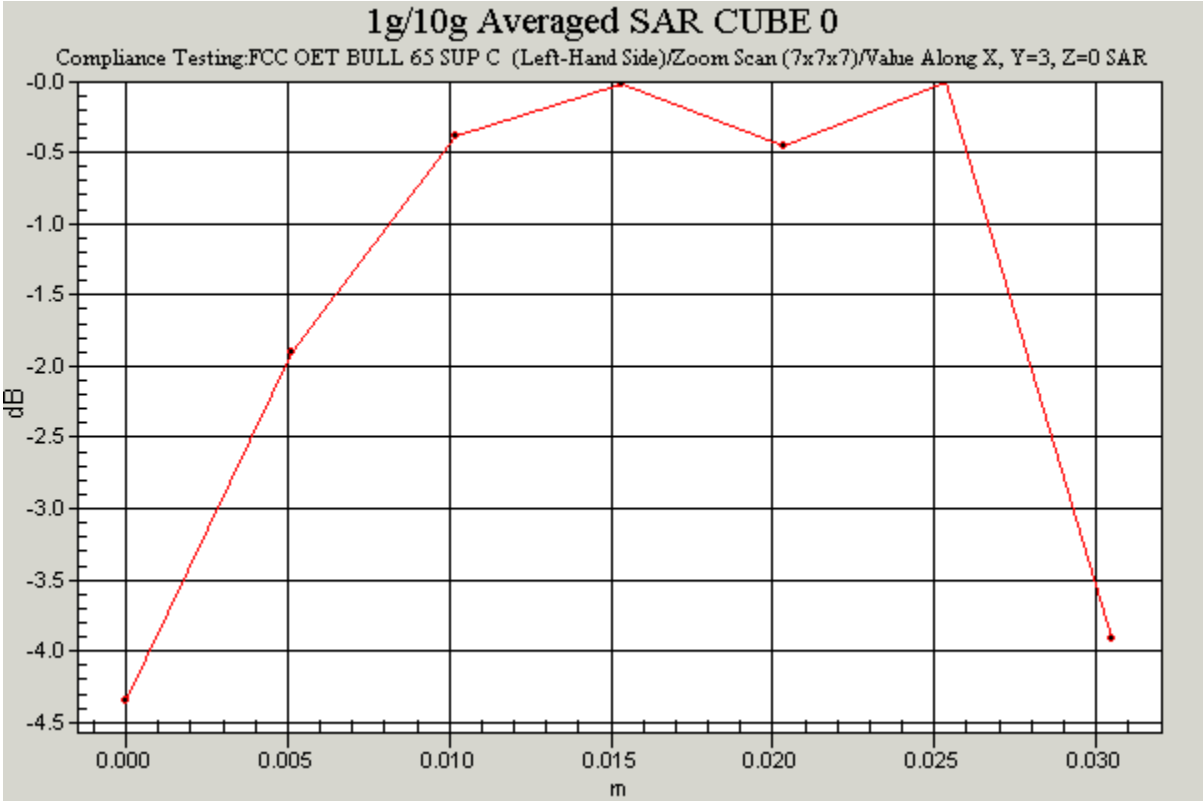
1g/10g Averaged SAR CUBE 0
Compliance Testing:FCC OET BULL 65 SUP C (Left-Hand Side)/Zoom Scan (7x7x7)/Value Along X, Y=3, Z=0 SAR
dB
-0.0
-0.5
-1.0
-1.5
-2.0
-2.5
-3.0
-3.5
-4.0
-4.5
0.000
0.005
0.010
0.015
0.020
0.025
0.030
m

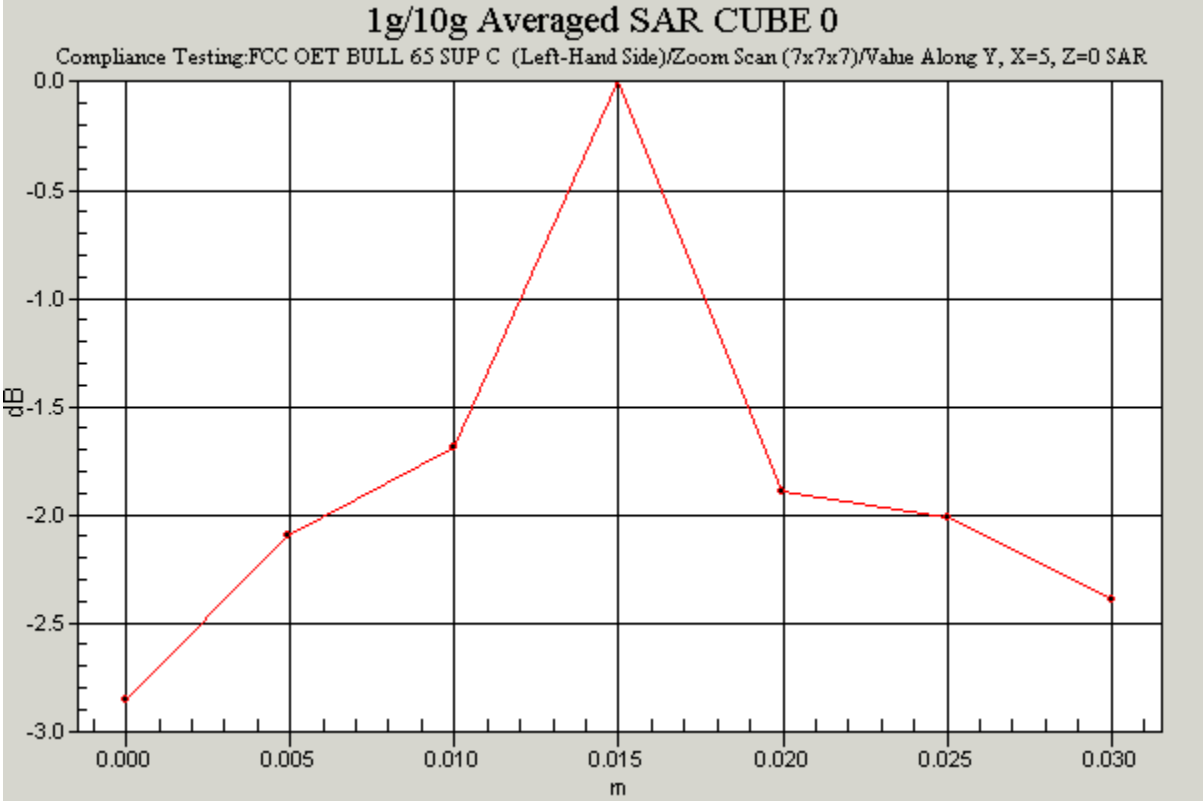
1g/10g Averaged SAR CUBE 0
Compliance Testing:FCC OET BULL 65 SUP C (Left-Hand Side)/Zoom Scan (7x7x7)/Value Along Y, X=5, Z=0 SAR
dB
0.0
-0.5
-1.0
-1.5
-2.0
-2.5
-3.0
0.000
0.005
0.010
0.015
0.020
0.025
0.030
m

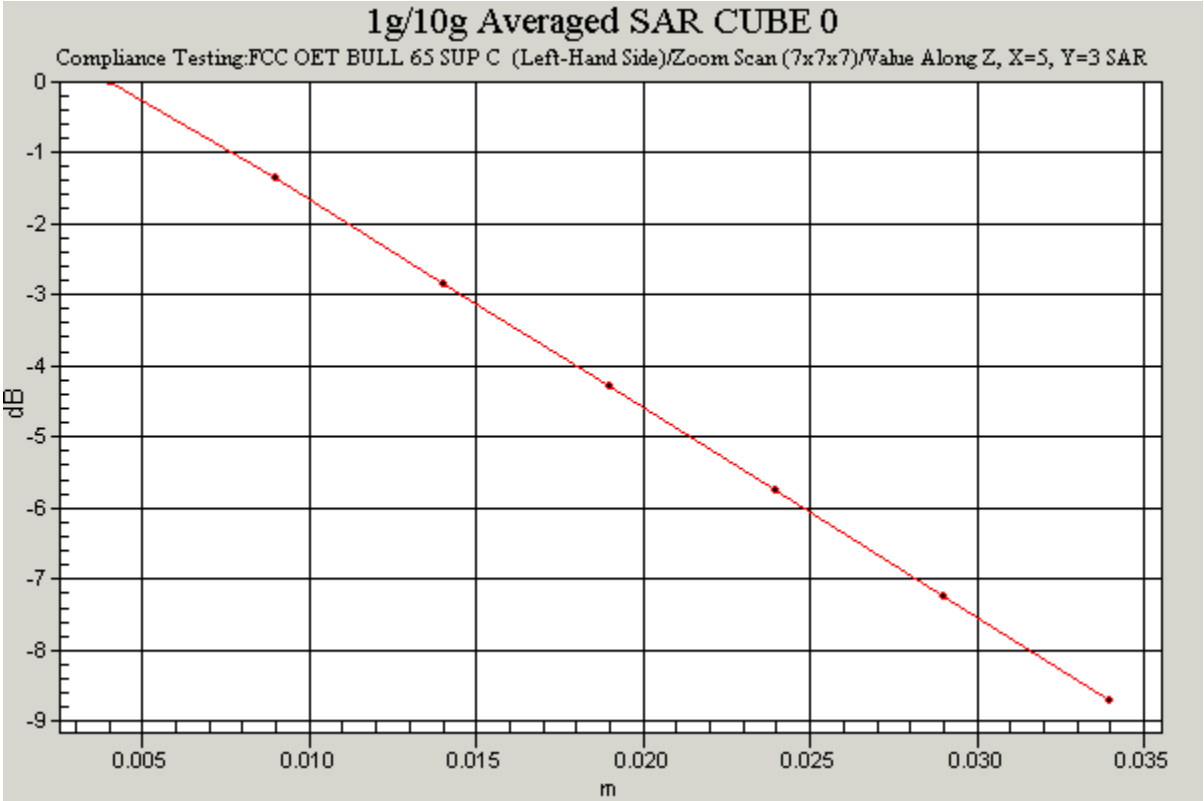

Communication System: 850 MHz; Frequency: 836.4 MHz;Duty Cycle: 1:8.3
Medium: 900MHz Medium parameters used (interpolated): f = 836.4 MHz; σ = 0.916 mho/m; ε_r = 42.9; ρ = 1000 kg/m^3
Phantom section: Left Section

DASY4 Configuration:
- Probe: ET3DV6 - SN1528; ConvF(6.4, 6.4, 64); Calibrated: 29/07/2003
- Sensor-Surface: 4mm (Mechanical Surface Detection)
- Electronics: DAE3 Sn450; Calibrated: 19/05/2003
- Phantom: SAM 12b; Type: SAM 4.0; Serial: TP:1197
- Measurement SW: DASY4, V4.2 Build 44; Postprocessing SW: SEMCAD, V1.8 Build 112

Touch position - Middle/Area Scan 2 (71x141x1): Measurement grid: dx=15mm, dy=15mm
Reference Value = 19.2 V/m; Power Drift = -0.1 dB
Maximum value of SAR (interpolated) = 0.443 mW/g

Touch position - Middle/Zoom Scan (7x7x7) (7x7x7)/Cube 0: Measurement grid: dx=5mm, dy=5mm, dz=5mm
Reference Value = 19.2 V/m; Power Drift = -0.1 dB
Maximum value of SAR (measured) = 0.451 mW/g
Peak SAR (extrapolated) = 0.609 W/kg
SAR(1 g) = 0.411 mW/g; SAR(10 g) = 0.259 mW/g

Date: 30/04/04

46027/02/018

Test Laboratory: RADIO FREQUENCY INVESTIGATION LTD.

46027_JD02_Left_Hand_Side_Tilt_850MHz

DUT: Sendo ; Type: S601; Serial: 001031000051023

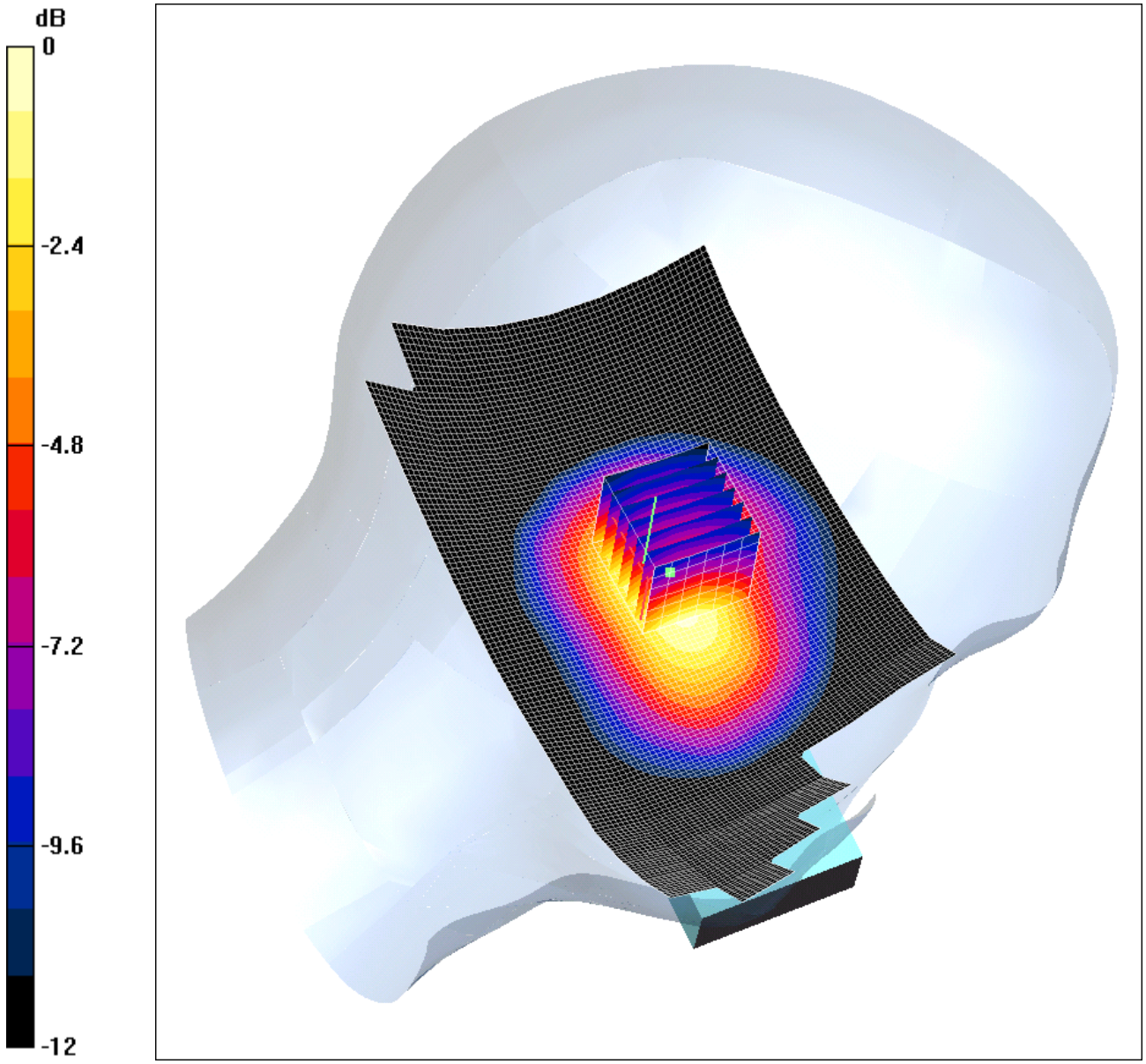

0 dB = 0.233mW/g

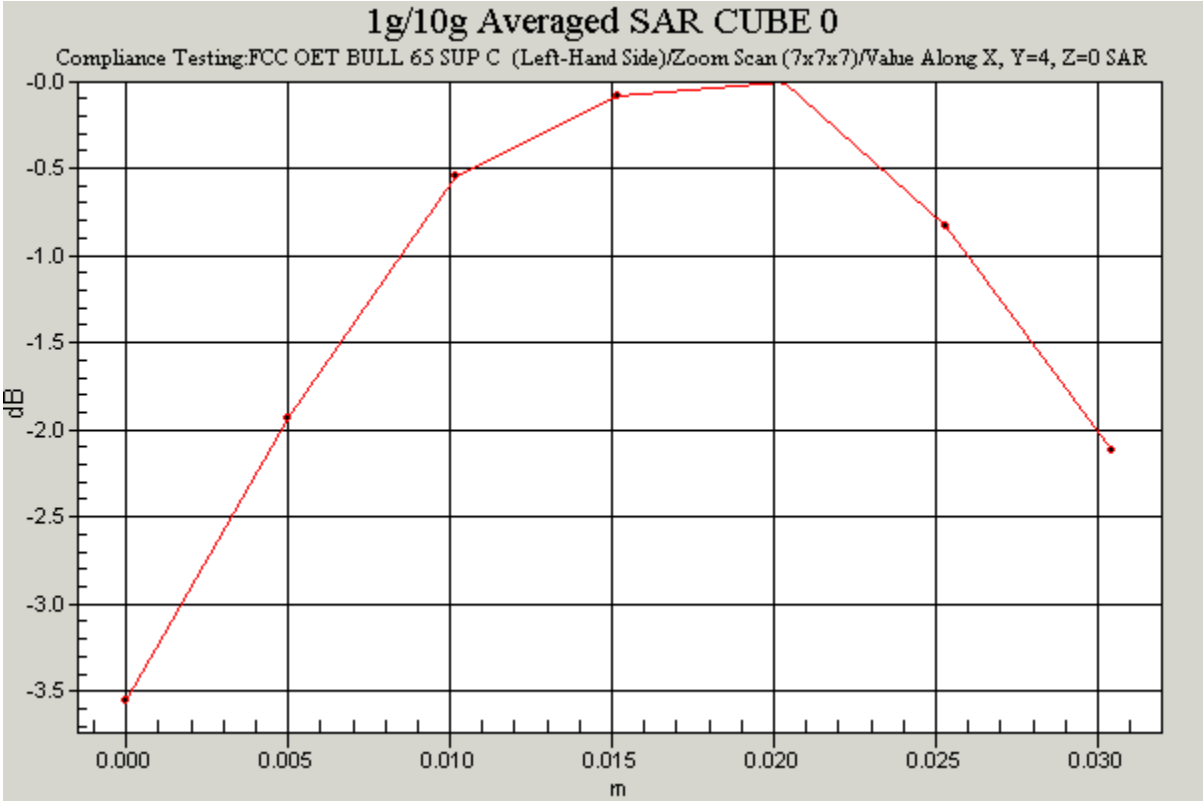
1g/10g Averaged SAR CUBE 0
Compliance Testing:FCC OET BULL 65 SUP C (Left-Hand Side)/Zoom Scan (7x7x7)/Value Along X, Y=4, Z=0 SAR
dB
-0.0
-0.5
-1.0
-1.5
-2.0
-2.5
-3.0
-3.5
0.000
0.005
0.010
0.015
0.020
0.025
0.030
m

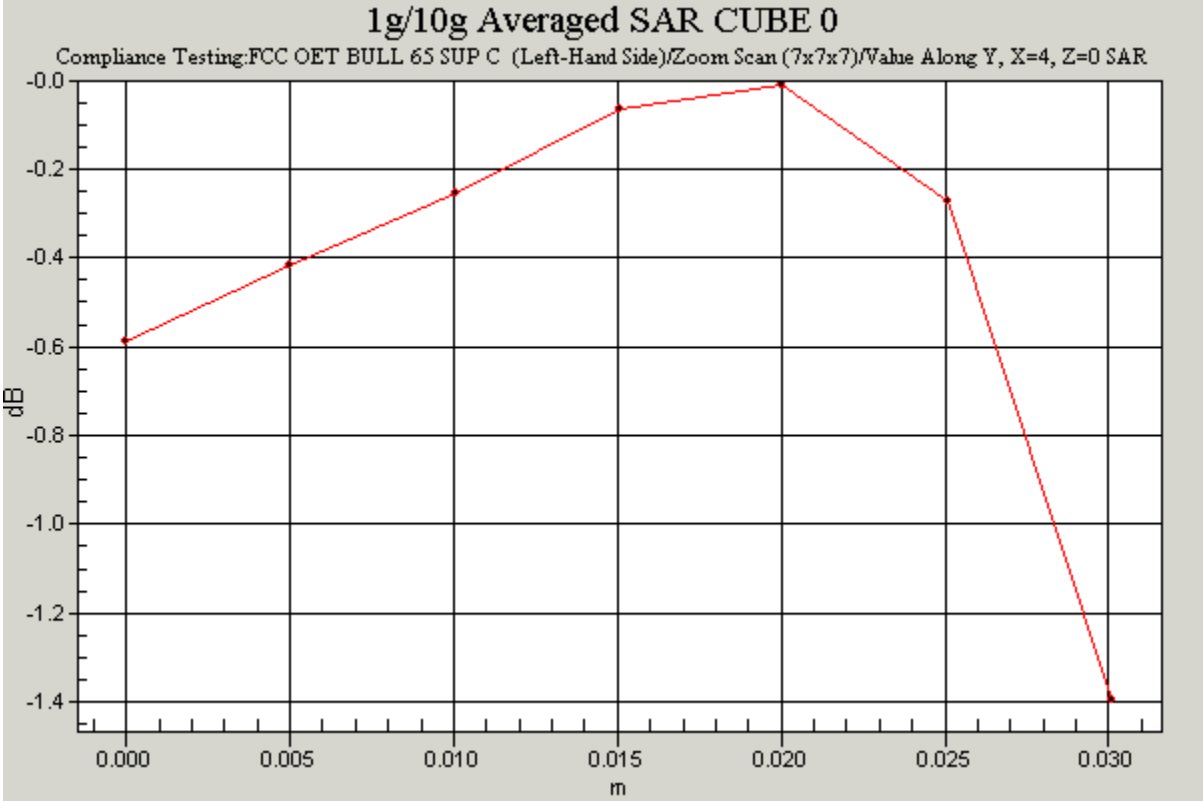
1g/10g Averaged SAR CUBE 0
Compliance Testing:FCC OET BULL 65 SUP C (Left-Hand Side)/Zoom Scan (7x7x7)/Value Along Y, X=4, Z=0 SAR
dB
-0.0
-0.2
-0.4
-0.6
-0.8
-1.0
-1.2
-1.4
0.000
0.005
0.010
0.015
0.020
0.025
0.030
m

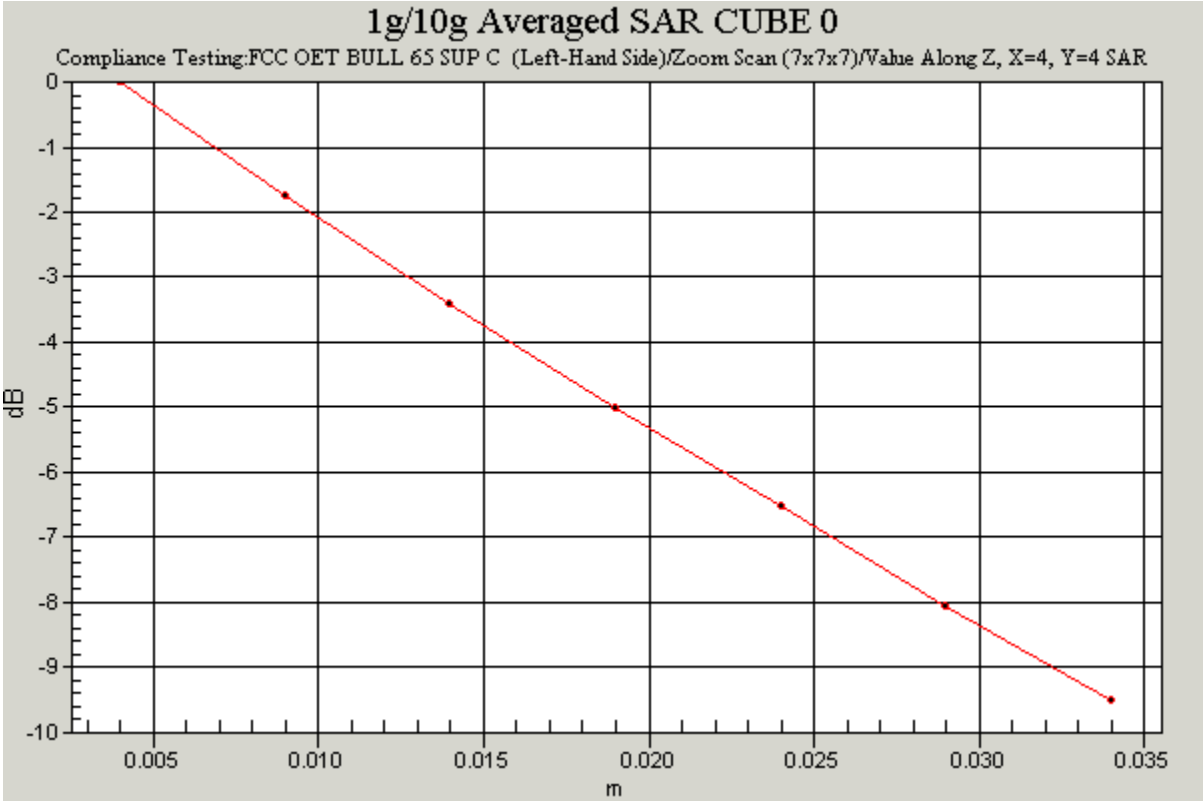

Communication System: 850 MHz; Frequency: 836.4 MHz;Duty Cycle: 1:8.3
Medium: 900MHz Medium parameters used (interpolated): f = 836.4 MHz; σ = 0.916 mho/m; ε_r = 42.9; ρ = 1000 kg/m^3
Phantom section: Left Section

DASY4 Configuration:
- Probe: ET3DV6 - SN1528; ConvF(6.4, 6.4, 64); Calibrated: 29/07/2003
- Sensor-Surface: 4mm (Mechanical Surface Detection)
- Electronics: DAE3 Sn450; Calibrated: 19/05/2003
- Phantom: SAM 12b; Type: SAM 4.0; Serial: TP:1197
- Measurement SW: DASY4, V4.2 Build 44; Postprocessing SW: SEMCAD, V1.8 Build 112

Tilt position - Middle/Area Scan 2 (71x141x1): Measurement grid: dx=15mm, dy=15mm
Reference Value = 15.9 V/m; Power Drift = 0.1 dB
Maximum value of SAR (interpolated) = 0.242 mW/g

Tilt position - Middle/Zoom Scan (7x7x7) (7x7x7)/Cube 0: Measurement grid: dx=5mm, dy=5mm, dz=5mm
Reference Value = 15.9 V/m; Power Drift = 0.1 dB
Maximum value of SAR (measured) = 0.233 mW/g
Peak SAR (extrapolated) = 0.344 W/kg
SAR(1 g) = 0.218 mW/g; SAR(10 g) = 0.139 mW/g

Date: 30/04/04

46027/02/019

Test Laboratory: RADIO FREQUENCY INVESTIGATION LTD.

46027_JD02_Right_Hand_Side_Touch_850MHz

DUT: Sendo ; Type: S601; Serial: 001031000051023

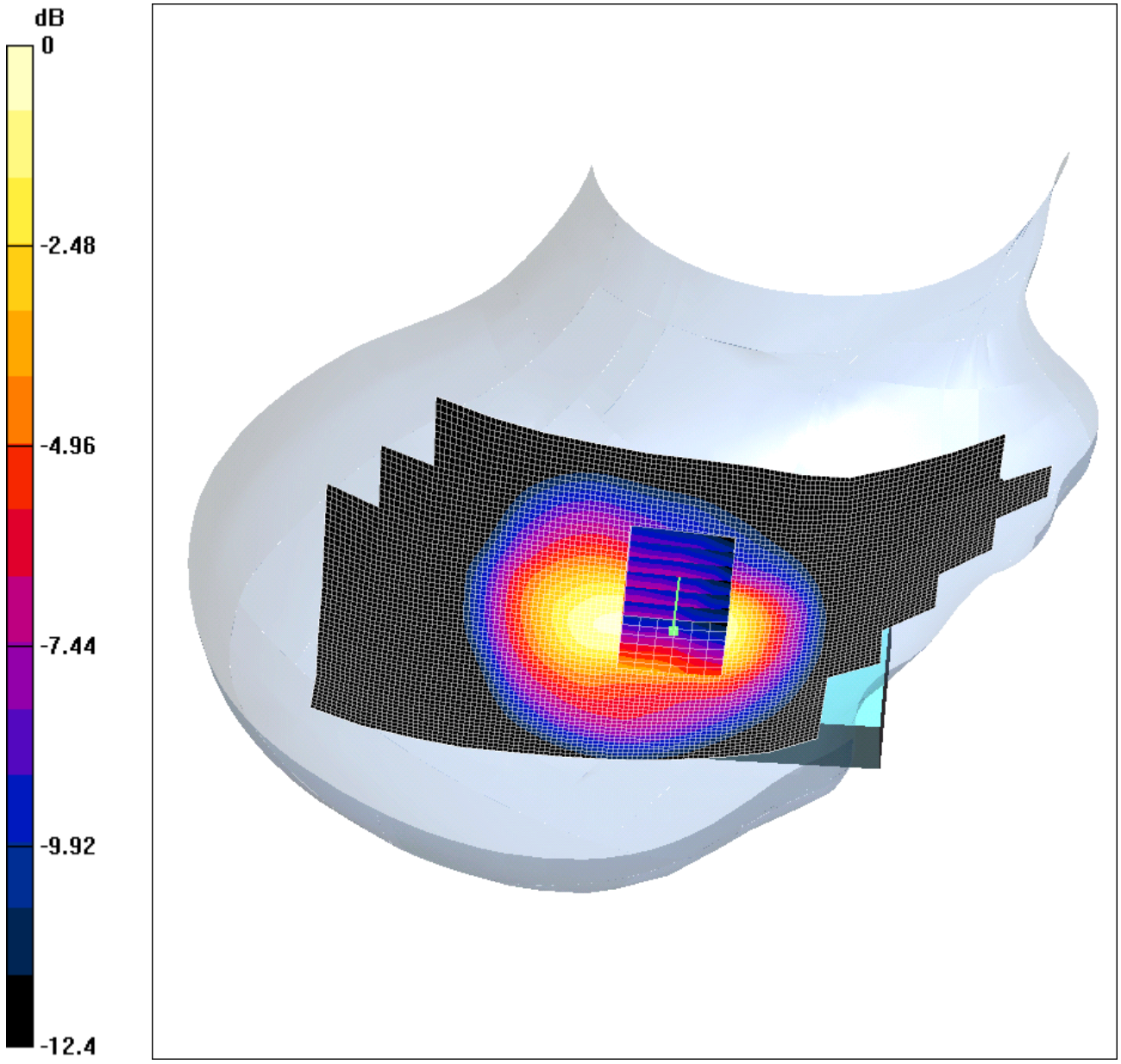

0 dB = 0.230mW/g

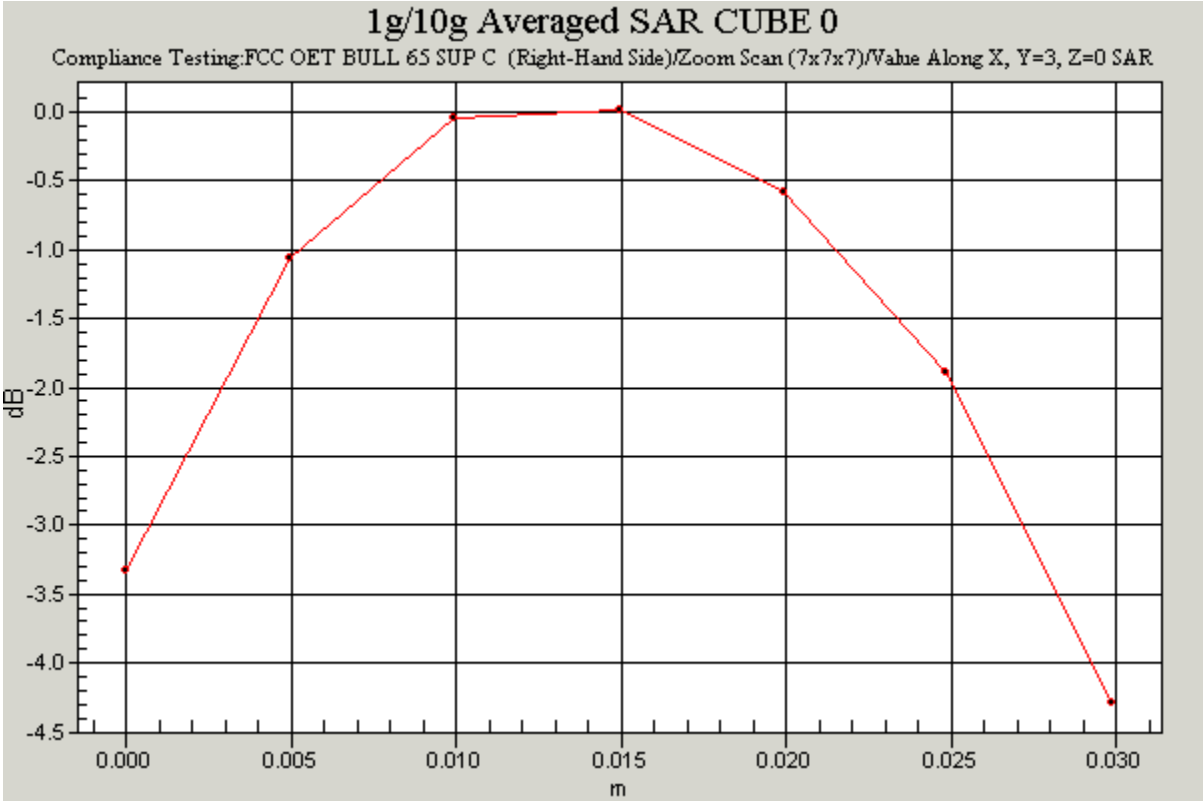
1g/10g Averaged SAR CUBE 0
Compliance Testing:FCC OET BULL 65 SUP C (Right-Hand Side)/Zoom Scan (7x7x7)/Value Along X, Y=3, Z=0 SAR
dB
0.0
-0.5
-1.0
-1.5
-2.0
-2.5
-3.0
-3.5
-4.0
-4.5
0.000
0.005
0.010
0.015
0.020
0.025
0.030
m

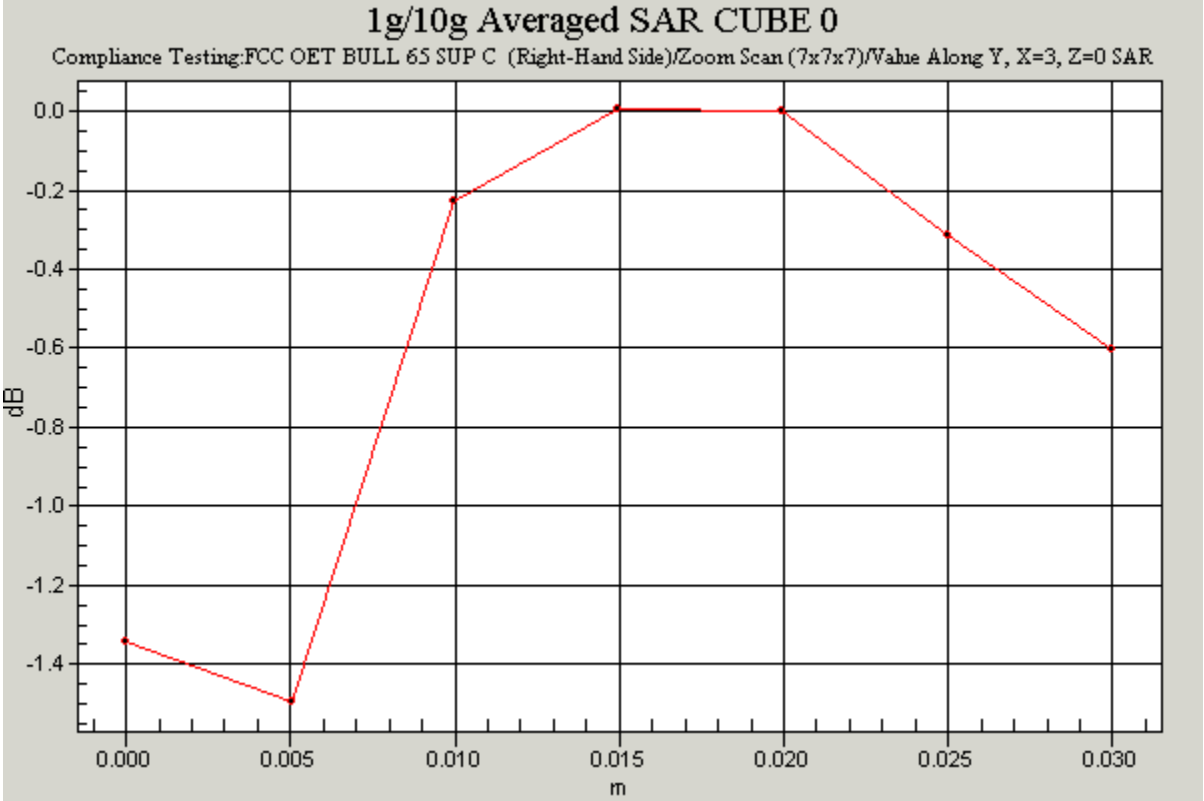
1g/10g Averaged SAR CUBE 0
Compliance Testing:FCC OET BULL 65 SUP C (Right-Hand Side)/Zoom Scan (7x7x7)/Value Along Y, X=3, Z=0 SAR
dB
0.0
-0.2
-0.4
-0.6
-0.8
-1.0
-1.2
-1.4
0.000
0.005
0.010
0.015
0.020
0.025
0.030
m

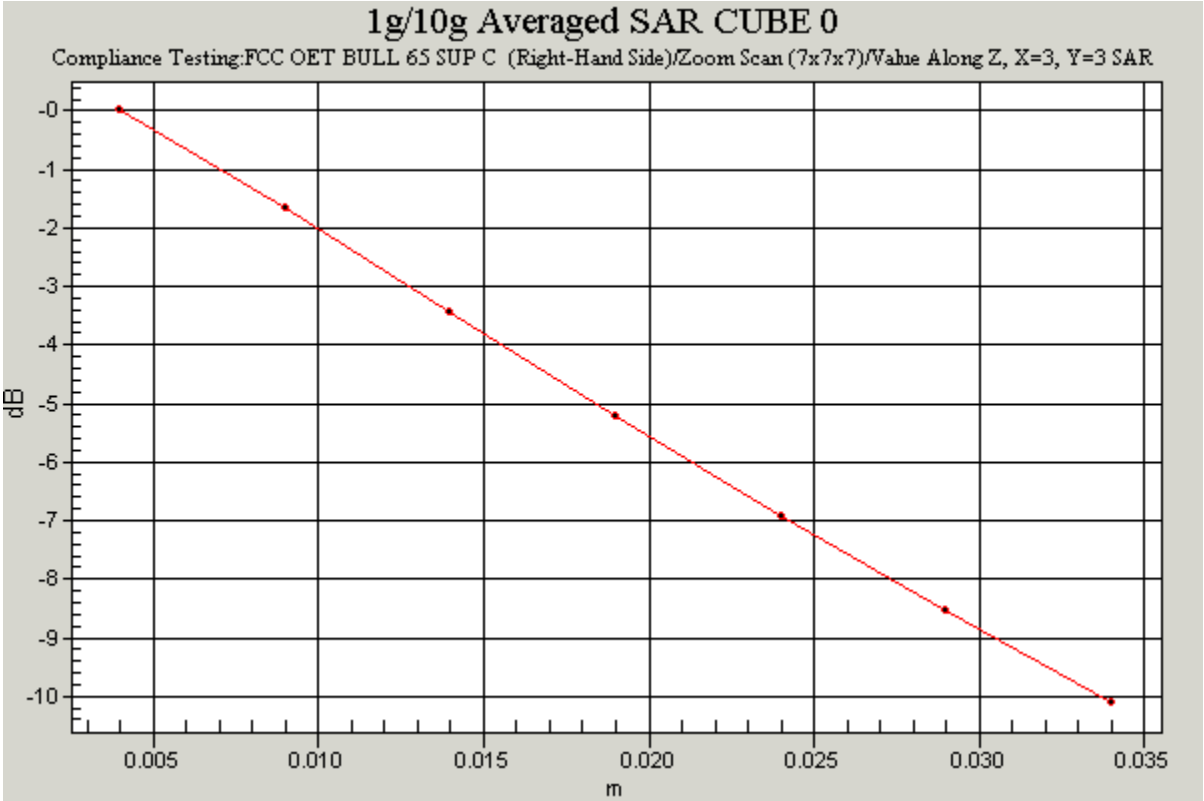

Communication System: 850 MHz; Frequency: 836.4 MHz;Duty Cycle: 1:8.3
Medium: 900MHz Medium parameters used (interpolated): f = 836.4 MHz; σ = 0.916 mho/m; ε_r = 42.9; ρ = 1000 kg/m^3
Phantom section: Right Section

DASY4 Configuration:
- Probe: ET3DV6 - SN1528; ConvF(6.4, 6.4, 64); Calibrated: 29/07/2003
- Sensor-Surface: 4mm (Mechanical Surface Detection)
- Electronics: DAE3 Sn450; Calibrated: 19/05/2003
- Phantom: SAM 12b; Type: SAM 4.0; Serial: TP:1197
- Measurement SW: DASY4, V4.2 Build 44; Postprocessing SW: SEMCAD, V1.8 Build 112

Touch position - Middle/Area Scan 2 (71x141x1): Measurement grid: dx=15mm, dy=15mm
Reference Value = 14.5 V/m; Power Drift = -0.0 dB
Maximum value of SAR (interpolated) = 0.234 mW/g

Touch position - Middle/Zoom Scan (7x7x7) (7x7x7)/Cube 0: Measurement grid: dx=5mm, dy=5mm, dz=5mm
Reference Value = 14.5 V/m; Power Drift = -0.0 dB
Maximum value of SAR (measured) = 0.230 mW/g
Peak SAR (extrapolated) = 0.303 W/kg
SAR(1 g) = 0.213 mW/g; SAR(10 g) = 0.133 mW/g

Date: 30/04/04

46027/02/020

Test Laboratory: RADIO FREQUENCY INVESTIGATION LTD.

46027_JD02_Right_Hand_Side_Tilt_850MHz

DUT: Sendo ; Type: S601; Serial: 001031000051023

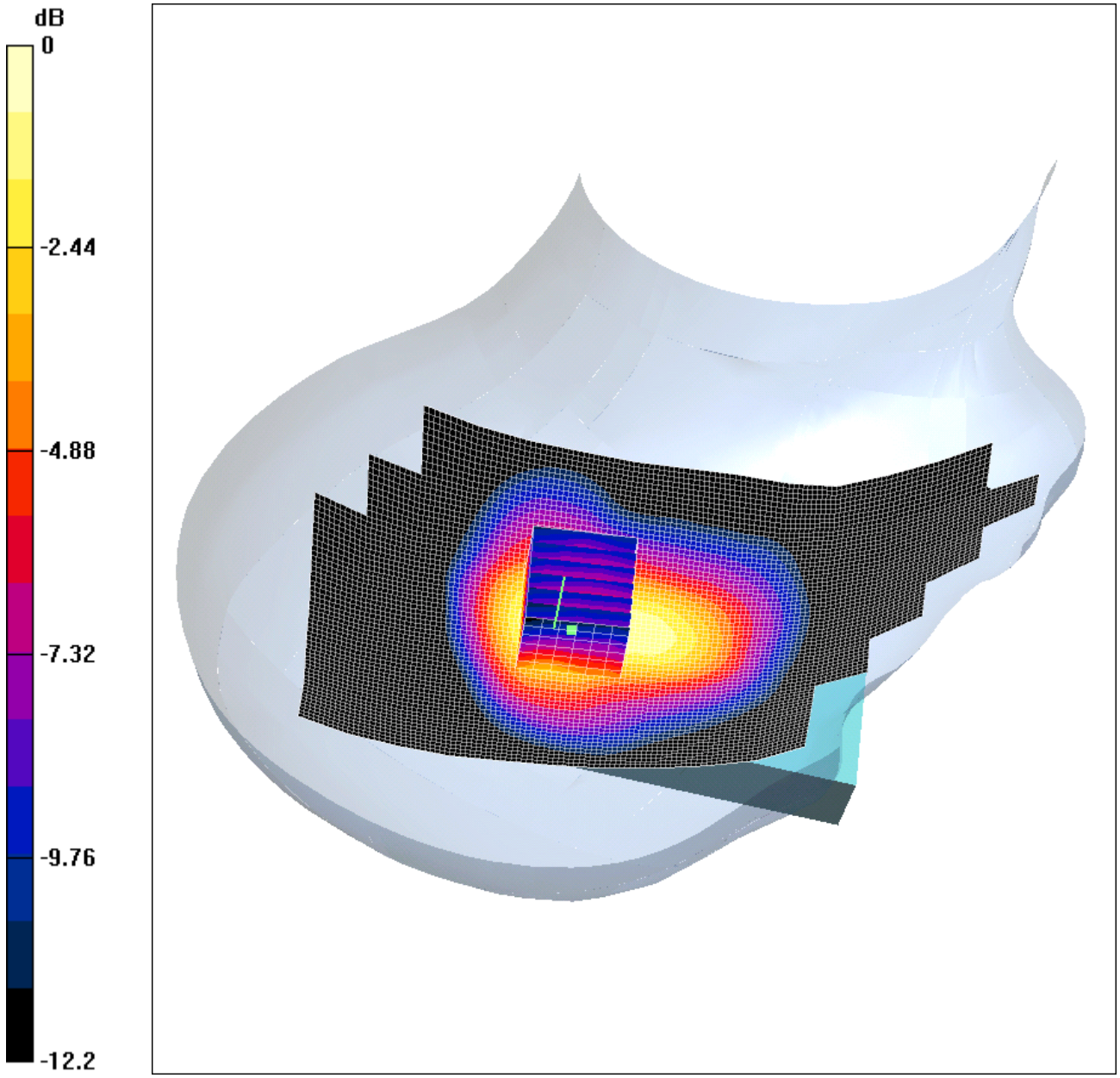

0 dB = 0.143mW/g

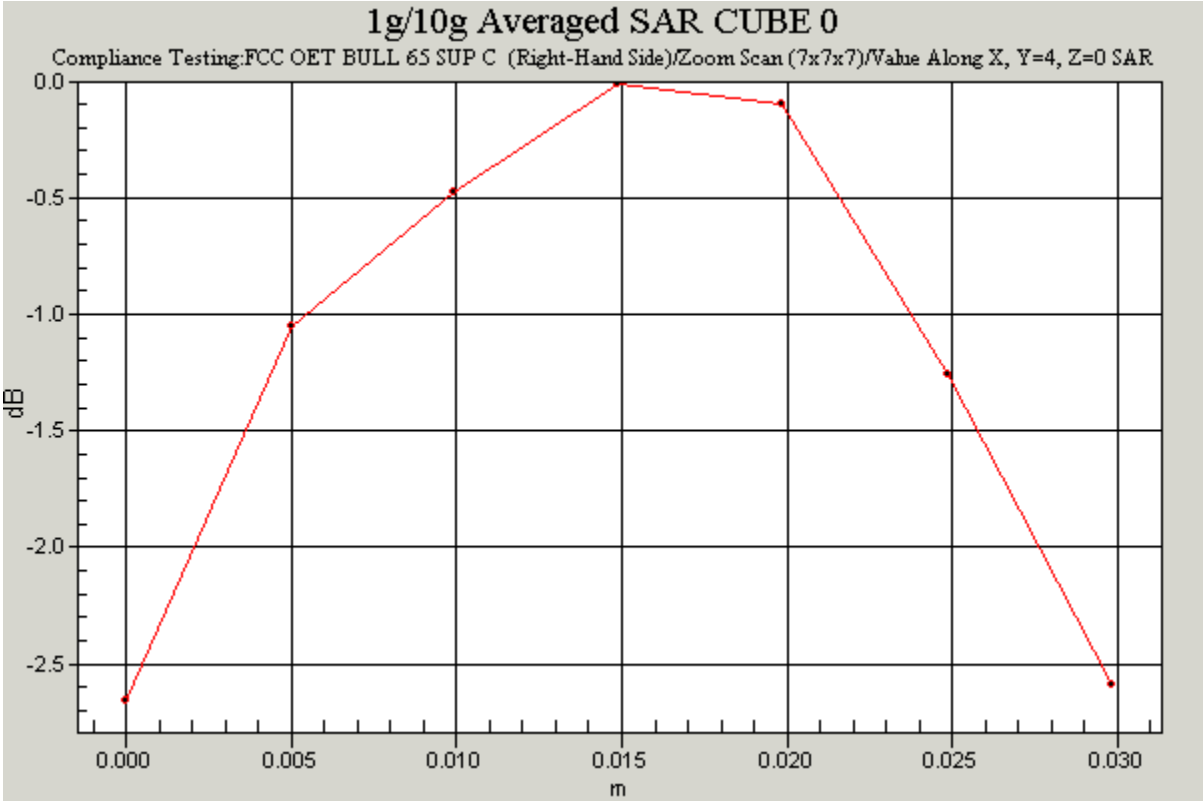
1g/10g Averaged SAR CUBE 0
Compliance Testing:FCC OET BULL 65 SUP C (Right-Hand Side)/Zoom Scan (7x7x7)/Value Along X, Y=4, Z=0 SAR
dB
0.0
-0.5
-1.0
-1.5
-2.0
-2.5
0.000
0.005
0.010
0.015
0.020
0.025
0.030
m

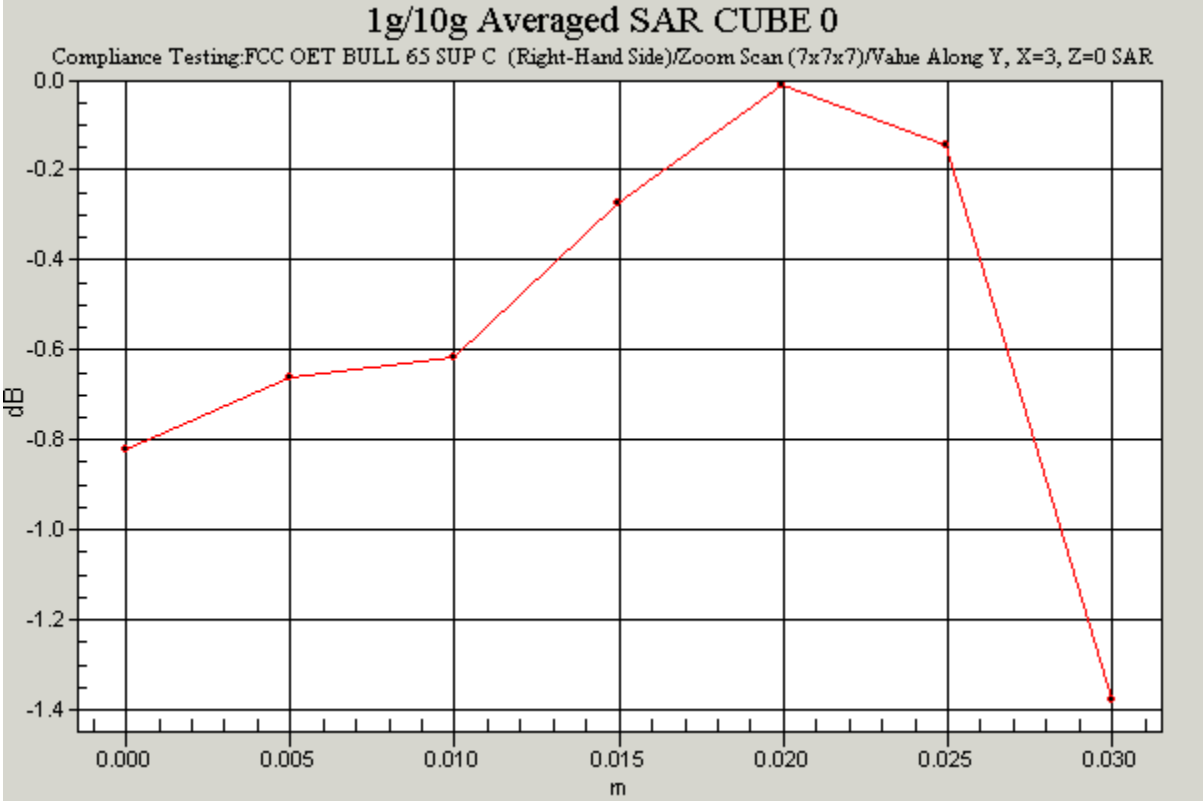
1g/10g Averaged SAR CUBE 0
Compliance Testing:FCC OET BULL 65 SUP C (Right-Hand Side)/Zoom Scan (7x7x7)/Value Along Y, X=3, Z=0 SAR
dB
0.0
-0.2
-0.4
-0.6
-0.8
-1.0
-1.2
-1.4
0.000
0.005
0.010
0.015
0.020
0.025
0.030
m

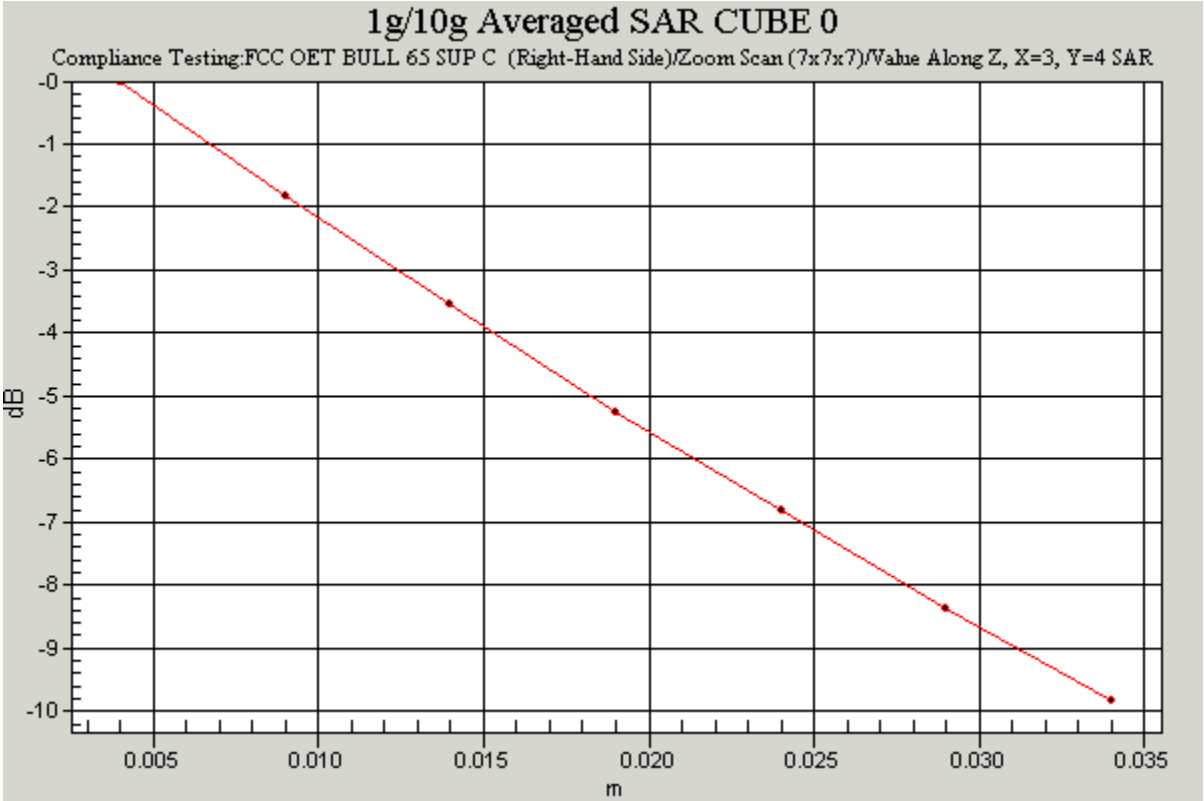

Communication System: 850 MHz; Frequency: 836.4 MHz; Duty Cycle: 1:8.3
Medium: 900MHz Medium parameters used (interpolated): f = 836.4 MHz; σ = 0.916 mho/m; ε_r = 42.9; ρ = 1000 kg/m^3
Phantom section: Right Section

DASY4 Configuration:
- Probe: ET3DV6 - SN1528; ConvF(6.4, 6.4, 64); Calibrated: 29/07/2003
- Sensor-Surface: 4mm (Mechanical Surface Detection)
- Electronics: DAE3 Sn450; Calibrated: 19/05/2003
- Phantom: SAM 12b; Type: SAM 4.0; Serial: TP:1197
- Measurement SW: DASY4, V4.2 Build 44; Postprocessing SW: SEMCAD, V1.8 Build 112

Tilt position - Middle 2/Area Scan (71x141x1): Measurement grid: dx=15mm, dy=15mm
Reference Value = 13.2 V/m; Power Drift = 0.0 dB
Maximum value of SAR (interpolated) = 0.132 mW/g

Tilt position - Middle 2/Zoom Scan (7x7x7) (7x7x7)/Cube 0: Measurement grid: dx=5mm, dy=5mm, dz=5mm
Reference Value = 13.2 V/m; Power Drift = 0.0 dB
Maximum value of SAR (measured) = 0.143 mW/g
Peak SAR (extrapolated) = 0.216 W/kg
SAR(1 g) = 0.131 mW/g; SAR(10 g) = 0.081 mW/g

Date: 30/04/04

46027/02/021

Test Laboratory: RADIO FREQUENCY INVESTIGATION LTD.

46027_JD02_Left_Hand_Side_Touch_850MHz_Low

DUT: Sendo ; Type: S601; Serial: 001031000051023

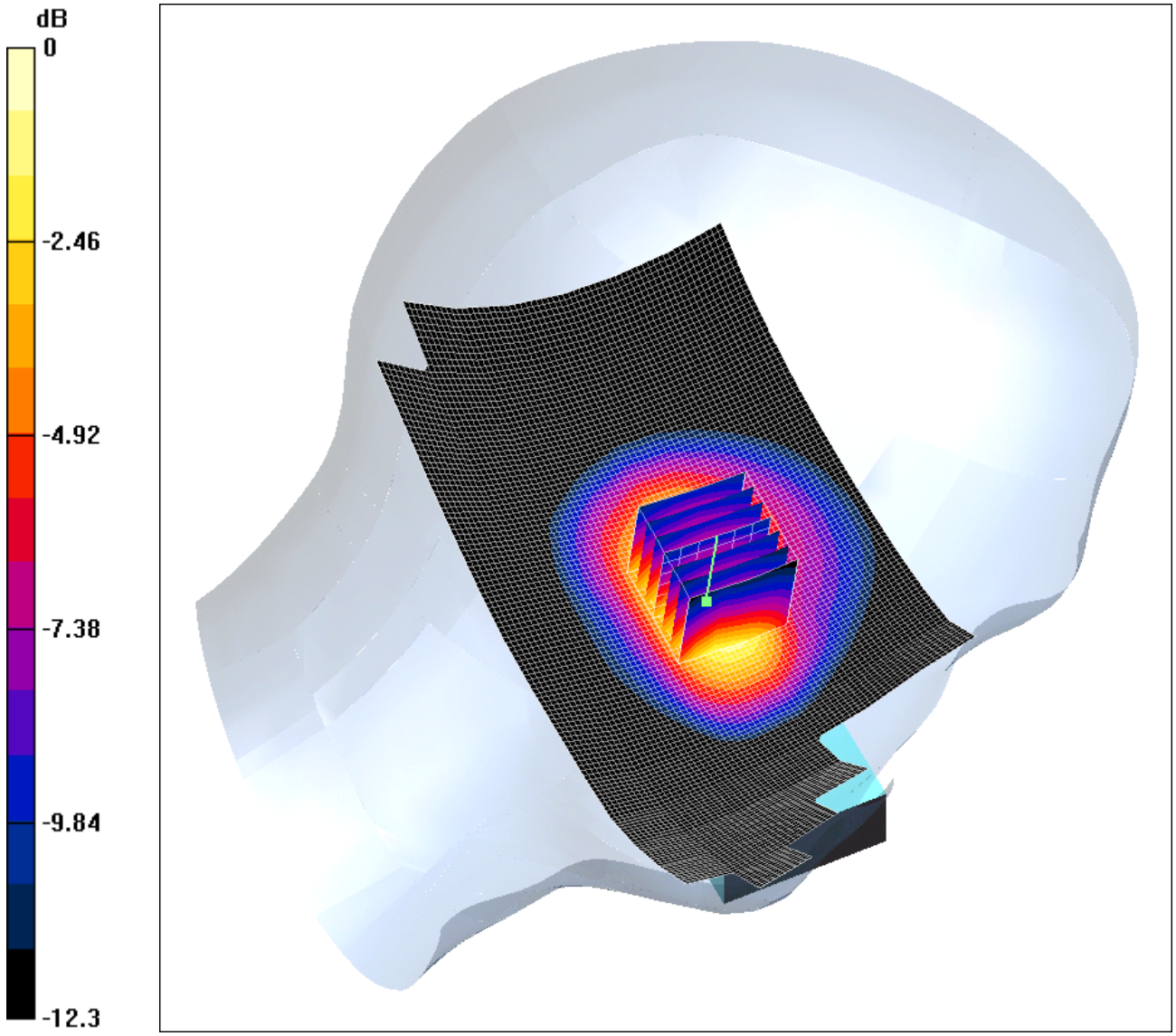

0 dB = 0.389mW/g

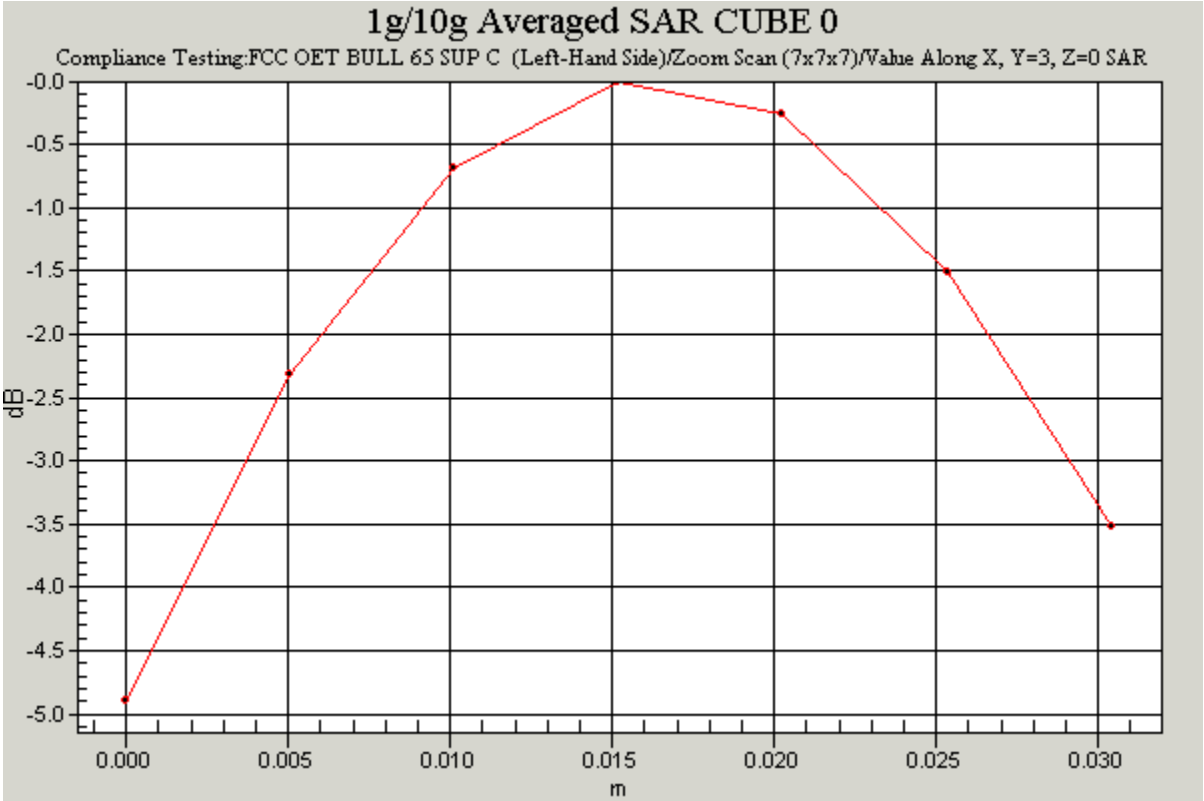
1g/10g Averaged SAR CUBE 0
Compliance Testing:FCC OET BULL 65 SUP C (Left-Hand Side)/Zoom Scan (7x7x7)/Value Along X, Y=3, Z=0 SAR
dB
-0.0
-0.5
-1.0
-1.5
-2.0
-2.5
-3.0
-3.5
-4.0
-4.5
-5.0
0.000
0.005
0.010
0.015
0.020
0.025
0.030
m

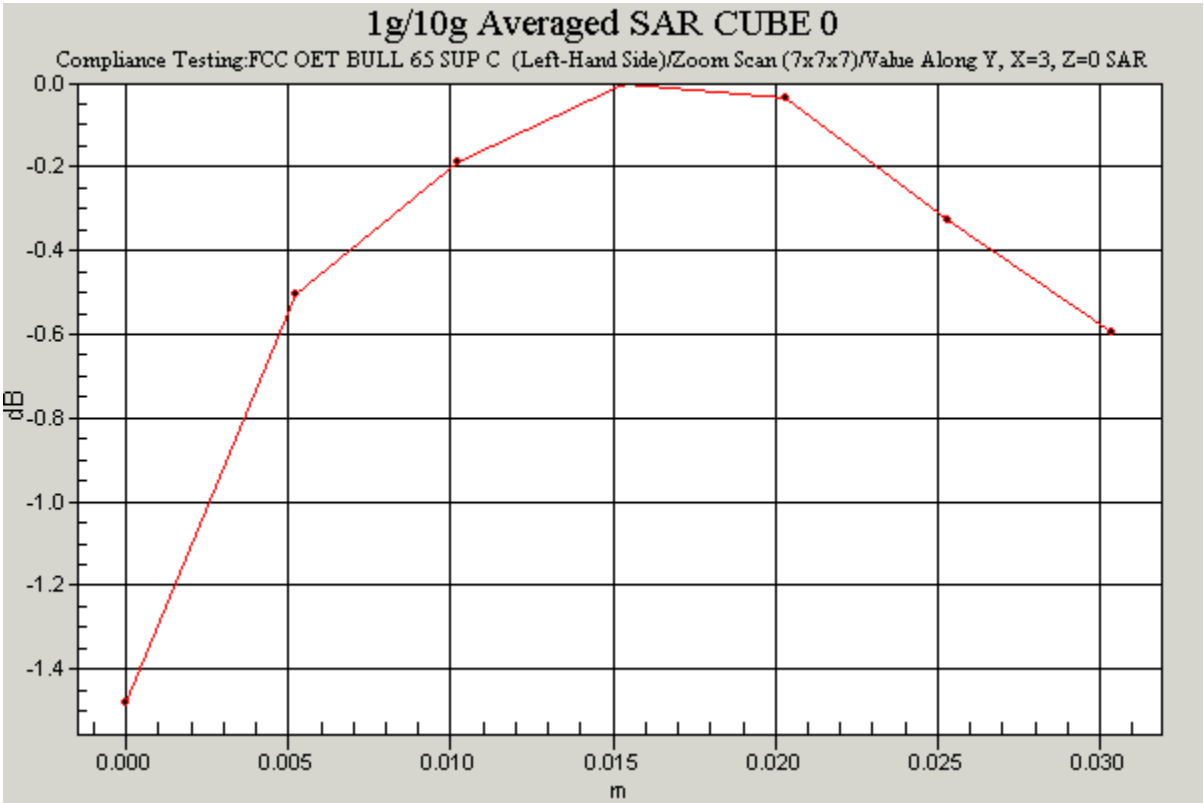
1g/10g Averaged SAR CUBE 0
Compliance Testing:FCC OET BULL 65 SUP C (Left-Hand Side)/Zoom Scan (7x7x7)/Value Along Y, X=3, Z=0 SAR
dB
0.0
-0.2
-0.4
-0.6
-0.8
-1.0
-1.2
-1.4
0.000
0.005
0.010
0.015
0.020
0.025
0.030
m

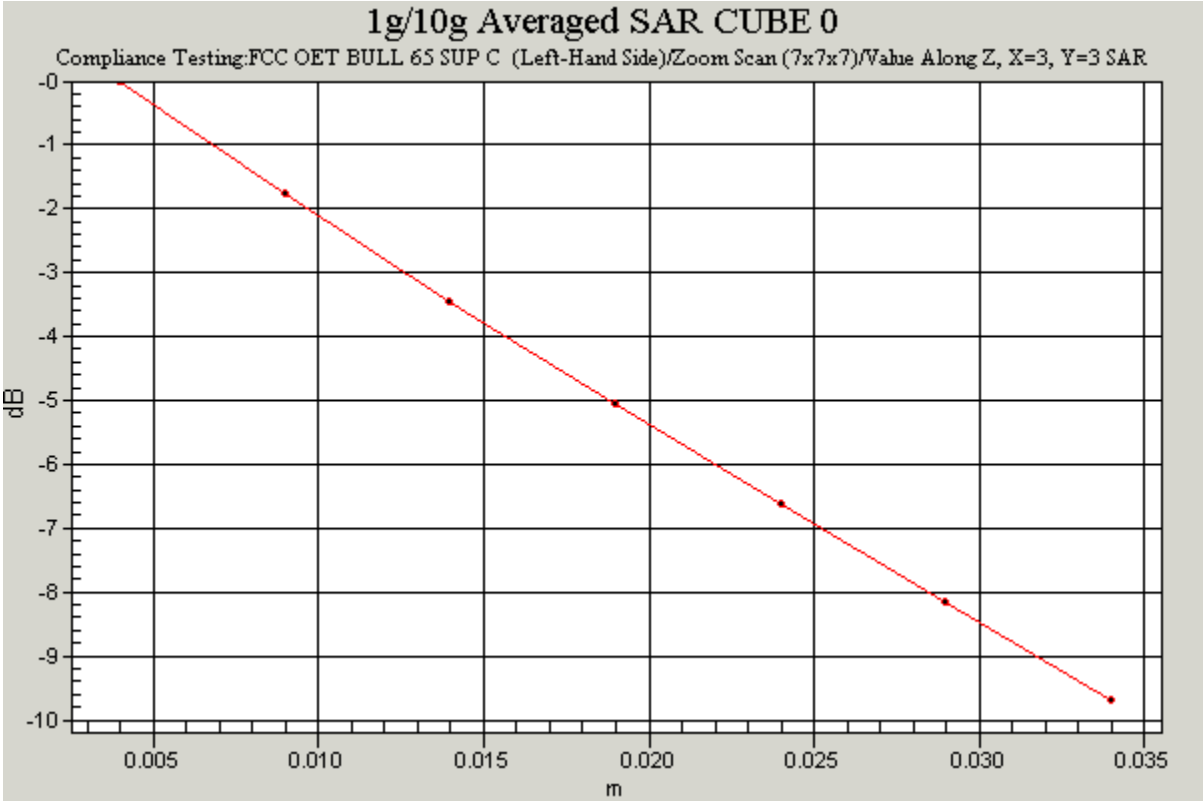

Communication System: 850 MHz; Frequency: 824.2 MHz;Duty Cycle: 1:8.3
Medium: 900MHz Medium parameters used (interpolated): f = 824.2 MHz; σ = 0.915 mho/m; ε_r = 42.9; ρ = 1000 kg/m^3
Phantom section: Left Section

DASY4 Configuration:
- Probe: ET3DV6 - SN1528; ConvF(6.4, 6.4, 64); Calibrated: 29/07/2003
- Sensor-Surface: 4mm (Mechanical Surface Detection)
- Electronics: DAE3 Sn450; Calibrated: 19/05/2003
- Phantom: SAM 12b; Type: SAM 4.0; Serial: TP:1197
- Measurement SW: DASY4, V4.2 Build 44; Postprocessing SW: SEMCAD, V1.8 Build 112

Touch position - Low/Area Scan 2 (71x141x1): Measurement grid: dx=15mm, dy=15mm
Reference Value = 17.5 V/m; Power Drift = 0.1 dB
Maximum value of SAR (interpolated) = 0.383 mW/g

Touch position - Low/Zoom Scan (7x7x7) (7x7x7)/Cube 0: Measurement grid: dx=5mm, dy=5mm, dz=5mm
Reference Value = 17.5 V/m; Power Drift = 0.1 dB
Maximum value of SAR (measured) = 0.389 mW/g
Peak SAR (extrapolated) = 0.541 W/kg
SAR(1 g) = 0.359 mW/g; SAR(10 g) = 0.220 mW/g

Date: 30/04/04

46027/02/022

Test Laboratory: RADIO FREQUENCY INVESTIGATION LTD.

46027_JD02_Left_Hand_Side_Touch_850MHz_High

DUT: Sendo ; Type: S601; Serial: 001031000051023

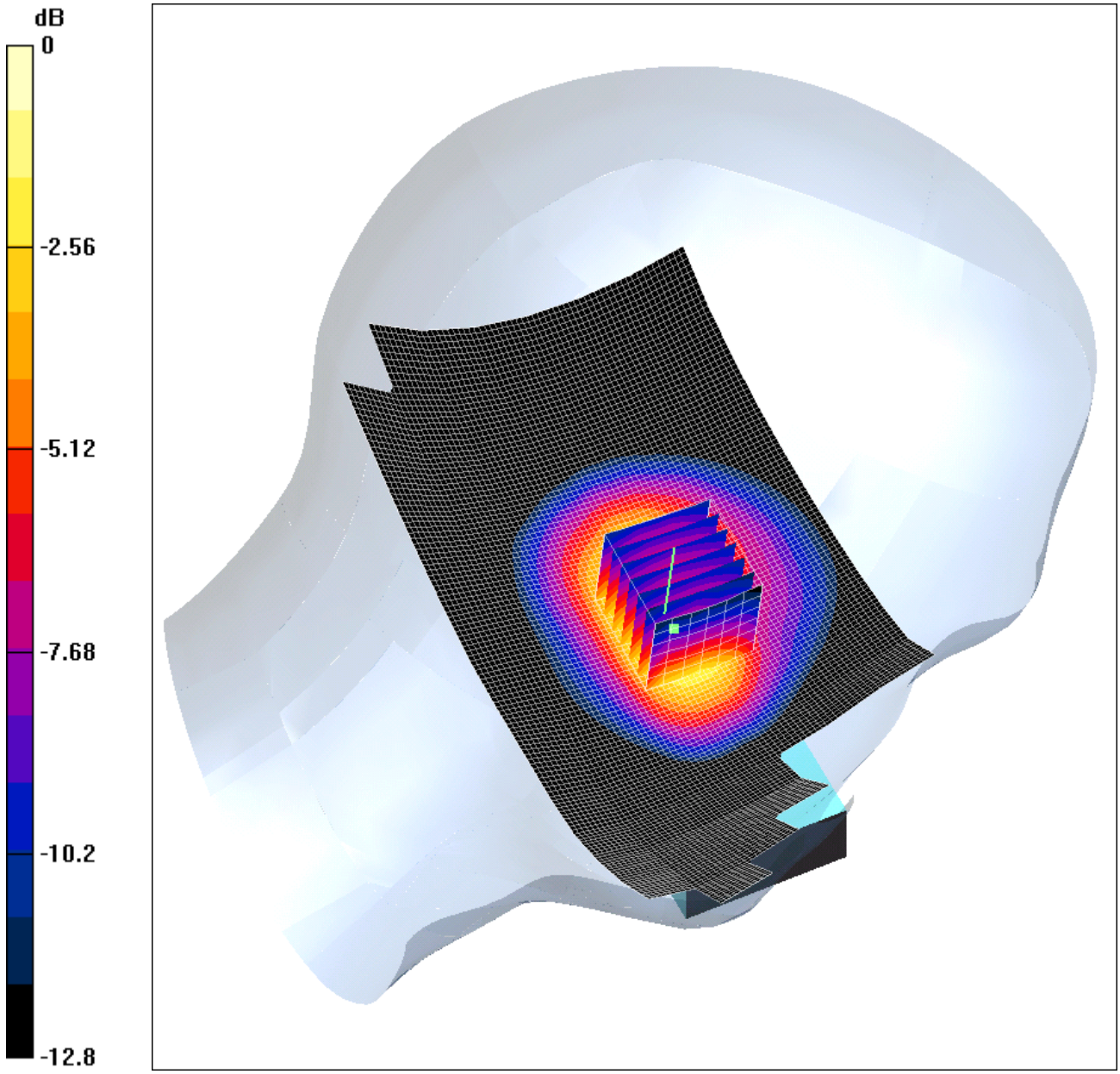

0 dB = 0.529mW/g

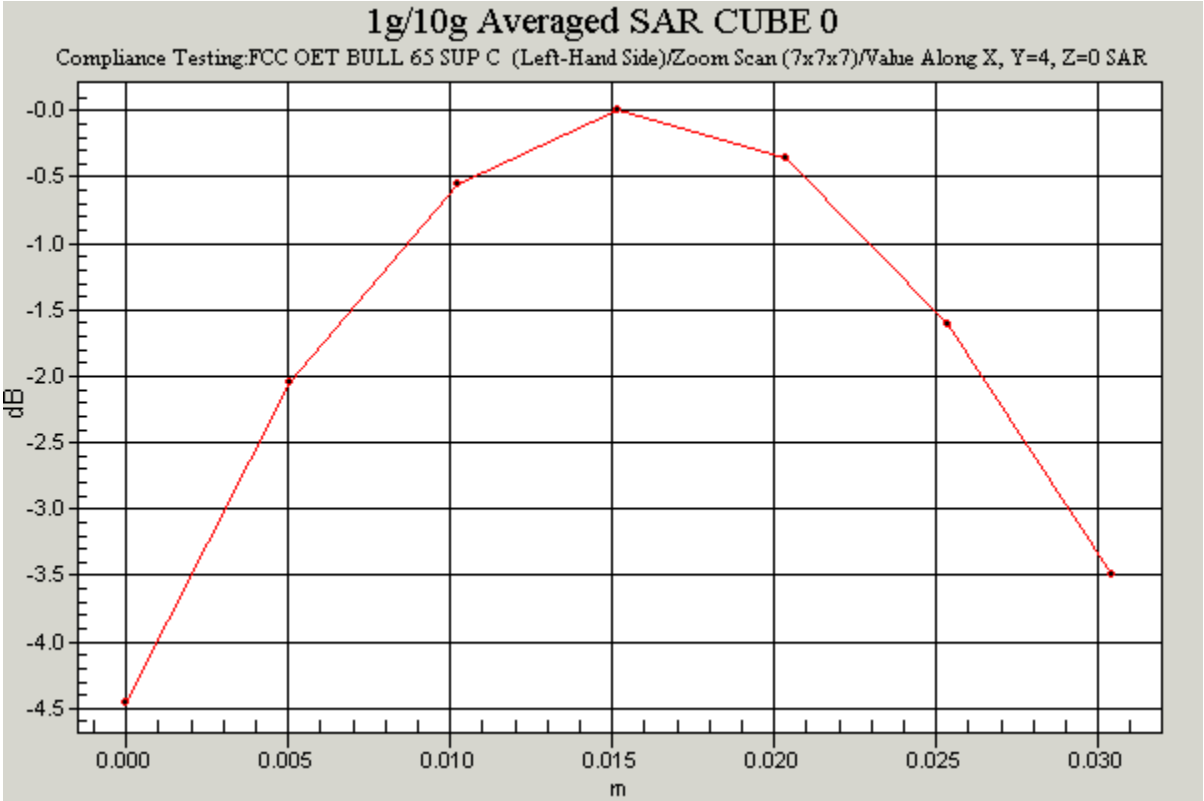
1g/10g Averaged SAR CUBE 0
Compliance Testing:FCC OET BULL 65 SUP C (Left-Hand Side)/Zoom Scan (7x7x7)/Value Along X, Y=4, Z=0 SAR
dB
-0.0
-0.5
-1.0
-1.5
-2.0
-2.5
-3.0
-3.5
-4.0
-4.5
0.000
0.005
0.010
0.015
0.020
0.025
0.030
m

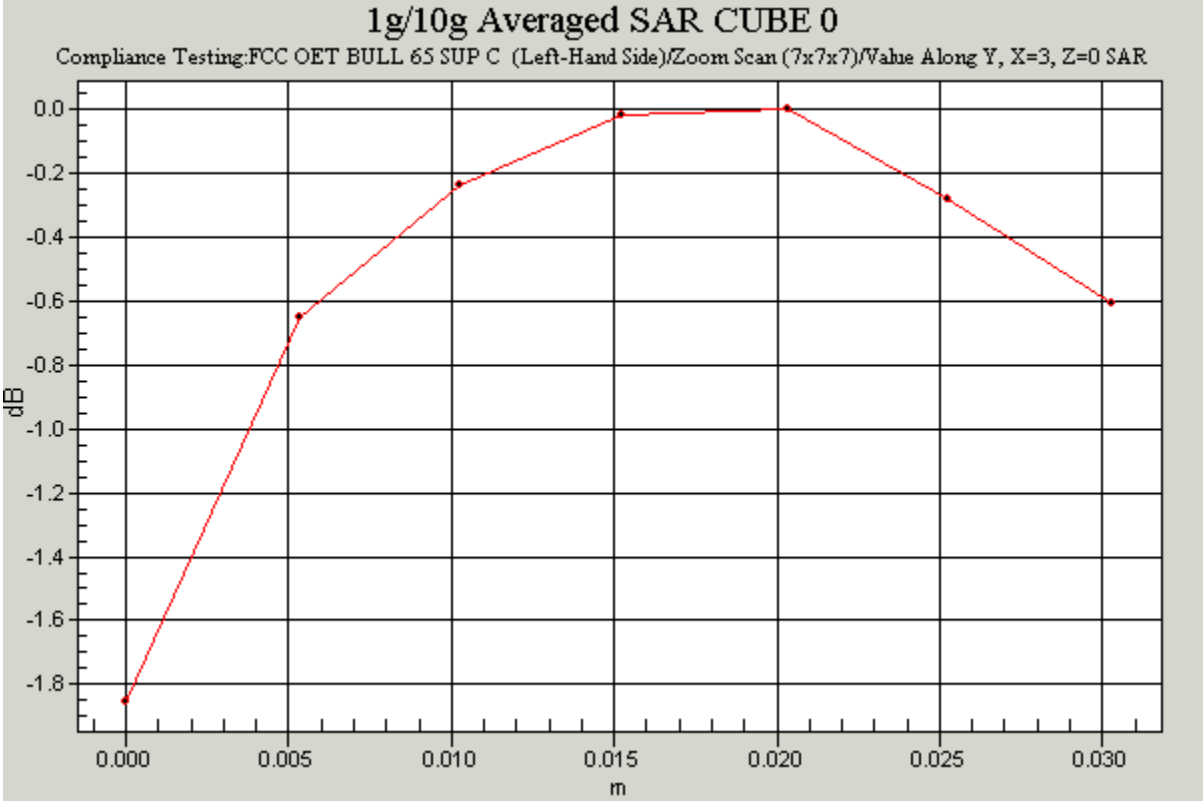
1g/10g Averaged SAR CUBE 0
Compliance Testing:FCC OET BULL 65 SUP C (Left-Hand Side)/Zoom Scan (7x7x7)/Value Along Y, X=3, Z=0 SAR
dB
0.0
-0.2
-0.4
-0.6
-0.8
-1.0
-1.2
-1.4
-1.6
-1.8
0.000
0.005
0.010
0.015
0.020
0.025
0.030
m

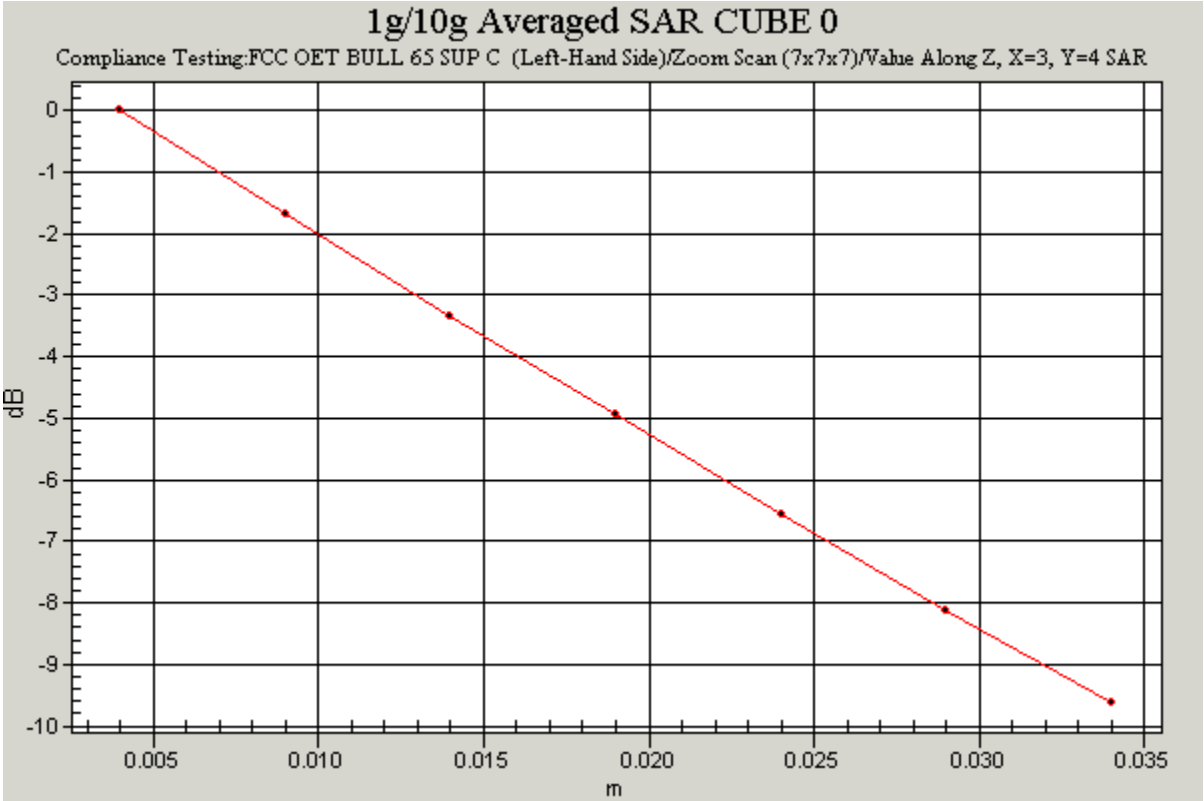

Communication System: 850 MHz; Frequency: 848.8 MHz;Duty Cycle: 1:8.3
Medium: 900MHz Medium parameters used (interpolated): f = 848.8 MHz; σ = 0.933 mho/m; ε_r = 42.7; ρ = 1000 kg/m^3
Phantom section: Left Section

DASY4 Configuration:
- Probe: ET3DV6 - SN1528; ConvF(6.4, 6.4, 64); Calibrated: 29/07/2003
- Sensor-Surface: 4mm (Mechanical Surface Detection)
- Electronics: DAE3 Sn450; Calibrated: 19/05/2003
- Phantom: SAM 12b; Type: SAM 4.0; Serial: TP:1197
- Measurement SW: DASY4, V4.2 Build 44; Postprocessing SW: SEMCAD, V1.8 Build 112

Touch position - Middle 2/Area Scan 2 (71x141x1): Measurement grid: dx=15mm, dy=15mm
Reference Value = 20.1 V/m; Power Drift = -0.1 dB
Maximum value of SAR (interpolated) = 0.529 mW/g

Touch position - Middle 2/Zoom Scan (7x7x7) (7x7x7)/Cube 0: Measurement grid: dx=5mm, dy=5mm, dz=5mm
Reference Value = 20.1 V/m; Power Drift = -0.1 dB
Maximum value of SAR (measured) = 0.529 mW/g
Peak SAR (extrapolated) = 0.728 W/kg
SAR(1 g) = 0.489 mW/g; SAR(10 g) = 0.300 mW/g

Date: 28/04/04

VALIDATION_001

Test Laboratory: RADIO FREQUENCY INVESTIGATION LTD.

System Performance Check-D1900 28 04 04

DUT: Dipole 1900 MHz; Type: D1900V2; Serial: SN540

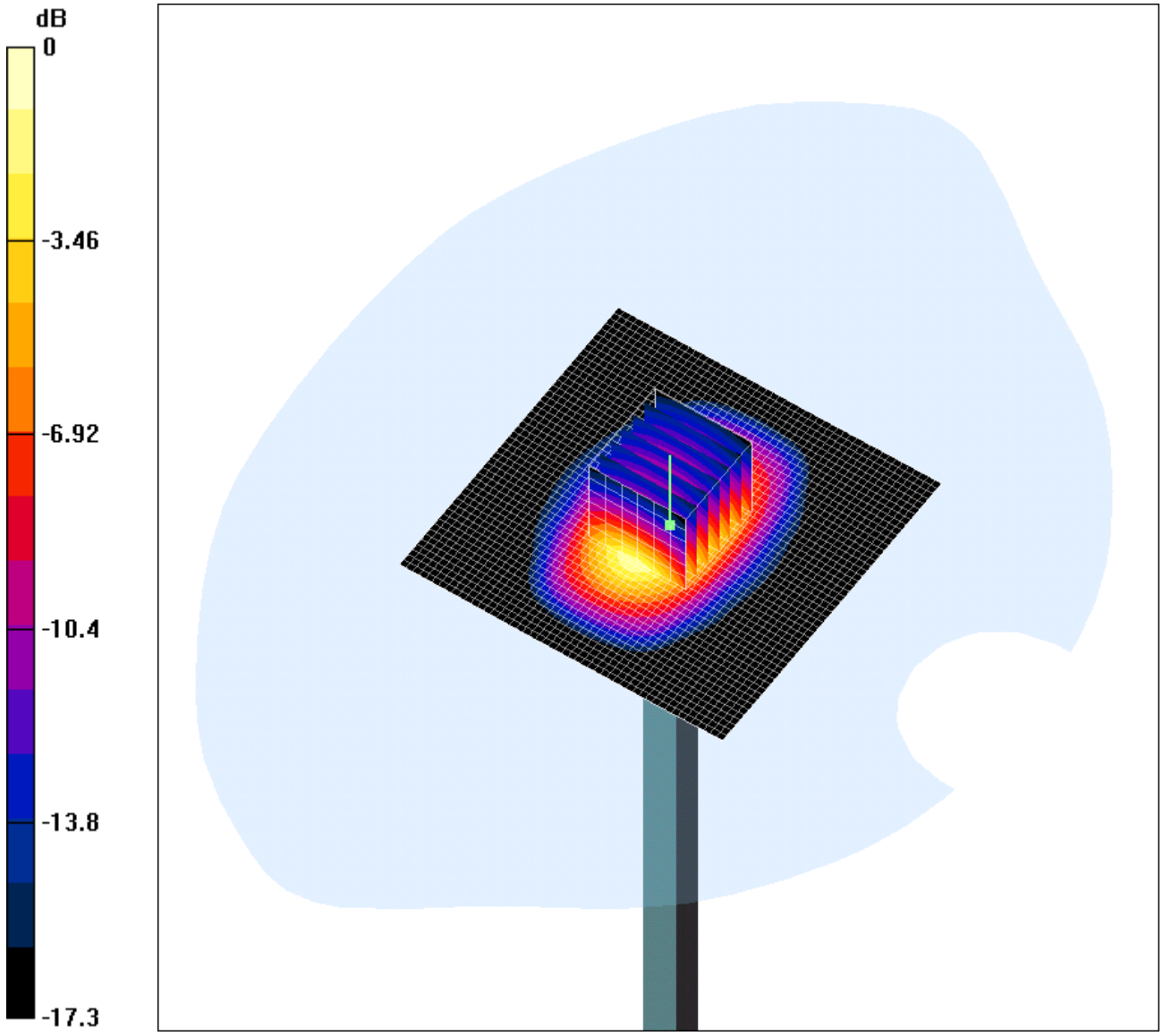

0 dB = 11mW/g

Communication System: CW; Frequency: 1900 MHz;Duty Cycle: 1:1
Medium: 1900MHz Medium parameters used: f = 1900 MHz; σ = 1.44 mho/m; ε_r = 38.3; ρ = 1000 kg/m^3
Phantom section: Flat Section

DASY4 Configuration:
- Probe: ET3DV6 - SN1528; ConvF(4.8, 4.8, 4.8); Calibrated: 29/07/2003
- Sensor-Surface: 4mm (Mechanical Surface Detection)
Sensor-Surface: 4mm (Mechanical And Optical Surface Detection)
- Electronics: DAE3 Sn450; Calibrated: 19/05/2003
- Phantom: SAM 12b; Type: SAM 4.0; Serial: TP:1197
- Measurement SW: DASY4, V4.2 Build 44; Postprocessing SW: SEMCAD, V1.8 Build 112

d=10mm, Pin=250mW/Area Scan (51x51x1): Measurement grid: dx=20mm, dy=20mm
Reference Value = 91.4 V/m; Power Drift = 0.2 dB
Maximum value of SAR (interpolated) = 15 mW/g

d=10mm, Pin=250mW/Zoom Scan 7x7x7 (7x7x7)/Cube 0: Measurement grid: dx=5mm, dy=5mm, dz=5mm
Reference Value = 91.4 V/m; Power Drift = 0.2 dB
Maximum value of SAR (measured) = 11 mW/g
Peak SAR (extrapolated) = 16.9 W/kg
SAR(1 g) = 9.82 mW/g; SAR(10 g) = 5.17 mW/g

Date: 29/04/04

VALIDATION_002

Test Laboratory: RADIO FREQUENCY INVESTIGATION LTD.

System Performance Check-D1900 29 04 04

DUT: Dipole 1900 MHz; Type: D1900V2; Serial: SN540

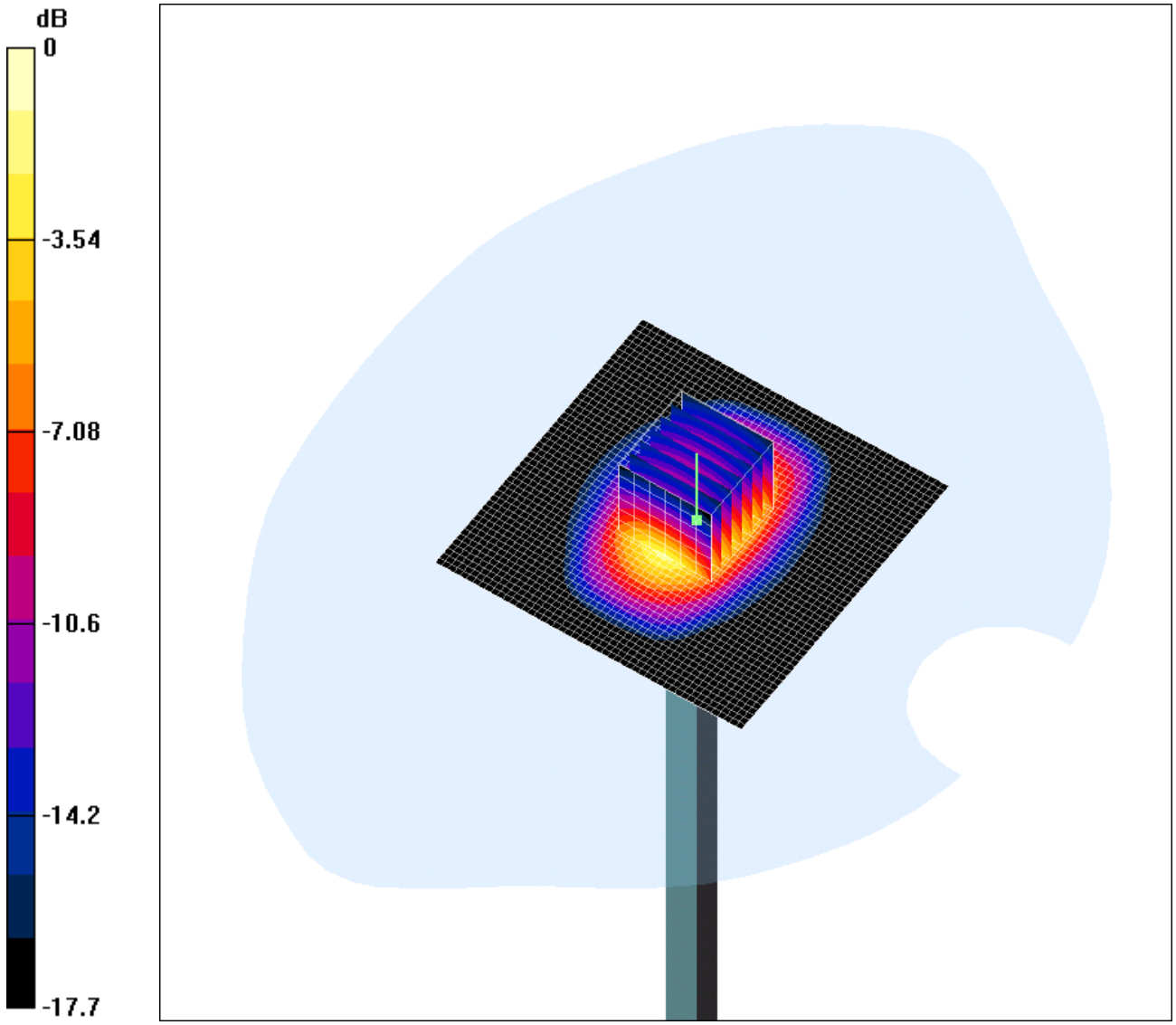

0 dB = 11.2mW/g

Communication System: CW; Frequency: 1900 MHz;Duty Cycle: 1:1
Medium: 1900MHz Medium parameters used: f = 1900 MHz; σ = 1.43 mho/m; ε_r = 40.2; ρ = 1000 kg/m^3
Phantom section: Flat Section

DASY4 Configuration:
- Probe: ET3DV6 - SN1528; ConvF(4.8, 4.8, 4.8); Calibrated: 29/07/2003
- Sensor-Surface: 4mm (Mechanical Surface Detection)
Sensor-Surface: 4mm (Mechanical And Optical Surface Detection)
- Electronics: DAE3 Sn450; Calibrated: 19/05/2003
- Phantom: SAM 12b; Type: SAM 4.0; Serial: TP:1197
- Measurement SW: DASY4, V4.2 Build 44; Postprocessing SW: SEMCAD, V1.8 Build 112

d=10mm, Pin=250mW/Area Scan (51x51x1): Measurement grid: dx=20mm, dy=20mm
Reference Value = 91.8 V/m; Power Drift = 0.1 dB
Maximum value of SAR (interpolated) = 14.6 mW/g

d=10mm, Pin=250mW/Zoom Scan 7x7x7 (7x7x7)/Cube 0: Measurement grid: dx=5mm, dy=5mm, dz=5mm
Reference Value = 91.8 V/m; Power Drift = 0.1 dB
Maximum value of SAR (measured) = 11.2 mW/g
Peak SAR (extrapolated) = 17.4 W/kg
SAR(1 g) = 9.97 mW/g; SAR(10 g) = 5.23 mW/g

Date: 29/04/04

VALIDATION_003

Test Laboratory: RADIO FREQUENCY INVESTIGATION LTD.

System Performance Check-D900 29 04 04

DUT: Dipole 900 MHz; Type: D900V2; Serial: SN124

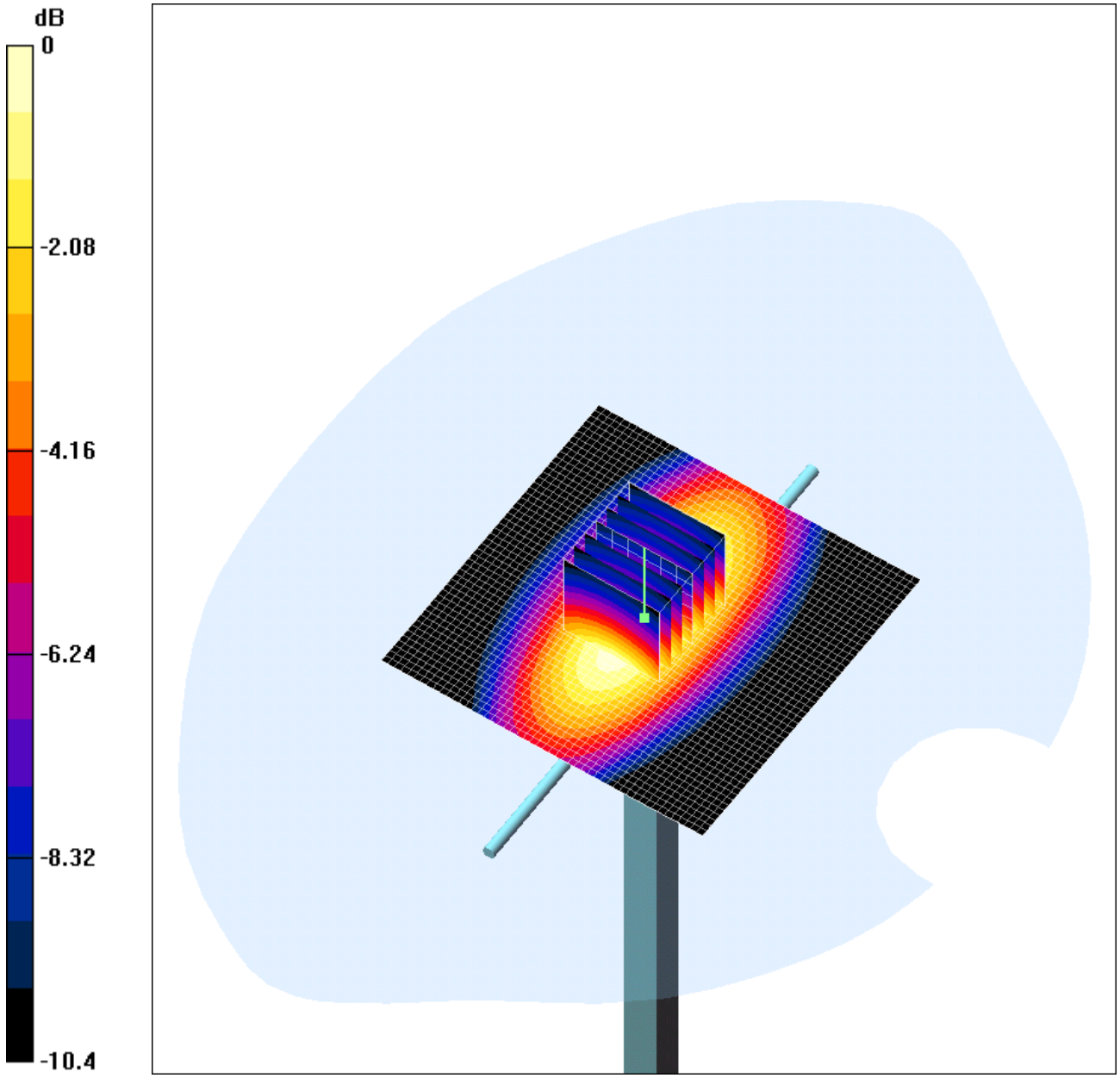

0 dB = 2.88mW/g

Communication System: CW; Frequency: 900 MHz;Duty Cycle: 1:1

Medium: 900MHz MSL Medium parameters used: f = 900 MHz; σ = 1.03 mho/m; ε_r = 54.1; ρ = 1000 kg/m^3

Phantom section: Flat Section

DASY4 Configuration:
- Probe: ET3DV6 - SN1528; ConvF(6.2, 6.2, 6.2); Calibrated: 29/07/2003
- Sensor-Surface: 4mm (Mechanical Surface Detection)
Sensor-Surface: 4mm (Mechanical And Optical Surface Detection)
- Electronics: DAE3 Sn450; Calibrated: 19/05/2003
- Phantom: SAM 12b; Type: SAM 4.0; Serial: TP:1197
- Measurement SW: DASY4, V4.2 Build 44; Postprocessing SW: SEMCAD, V1.8 Build 112

d=10mm, Pin=250mW/Area Scan (51x51x1): Measurement grid: dx=20mm, dy=20mm
Reference Value = 54 V/m; Power Drift = -0.2 dB
Maximum value of SAR (interpolated) = 2.92 mW/g

d=10mm, Pin=250mW/Zoom Scan 7x7x7 (7x7x7)/Cube 0: Measurement grid: dx=5mm, dy=5mm, dz=5mm
Reference Value = 54 V/m; Power Drift = -0.2 dB
Maximum value of SAR (measured) = 2.88 mW/g
Peak SAR (extrapolated) = 3.78 W/kg
SAR(1 g) = 2.64 mW/g; SAR(10 g) = 1.73 mW/g

Date: 30/04/04

VALIDATION_004

Test Laboratory: RADIO FREQUENCY INVESTIGATION LTD.

System Performance Check-D900 30 04 04

DUT: Dipole 900 MHz; Type: D900V2; Serial: SN124

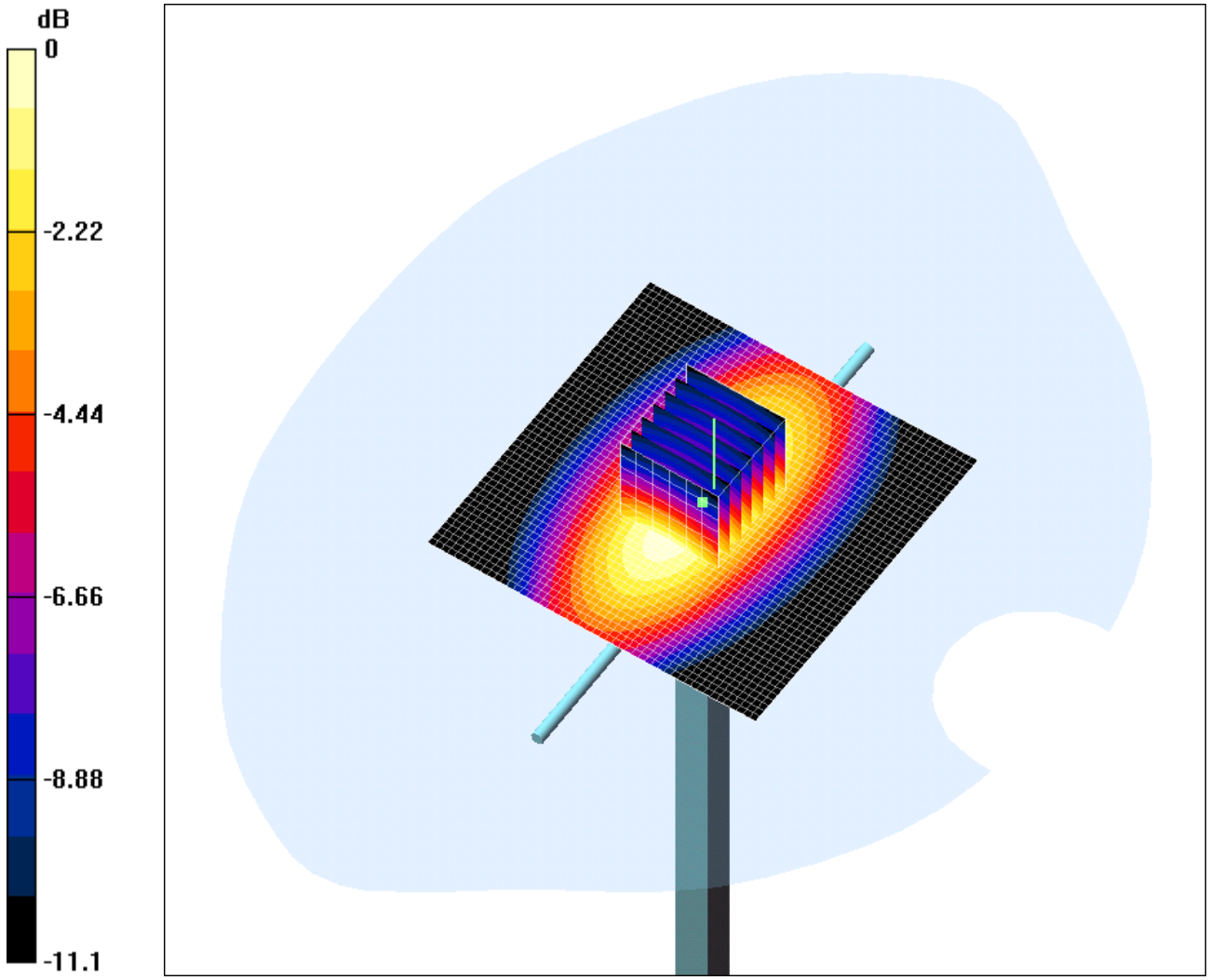

0 dB = 2.96mW/g

Communication System: CW; Frequency: 900 MHz;Duty Cycle: 1:1
Medium: 900MHz Medium parameters used: f = 900 MHz; σ = 0.99 mho/m; ε_r = 42.2; ρ = 1000 kg/m^3
Phantom section: Flat Section

DASY4 Configuration:
- Probe: ET3DV6 - SN1528; ConvF(6.3, 6.3, 6.3); Calibrated: 29/07/2003
- Sensor-Surface: 4mm (Mechanical Surface Detection)

Sensor-Surface: 4mm (Mechanical And Optical Surface Detection)
- Electronics: DAE3 Sn450; Calibrated: 19/05/2003
- Phantom: SAM 12b; Type: SAM 4.0; Serial: TP:1207
- Measurement SW: DASY4, V4.2 Build 44; Postprocessing SW: SEMCAD, V1.8 Build 112

d=10mm, Pin=250mW/Area Scan (51x51x1): Measurement grid: dx=20mm, dy=20mm
Reference Value = 57 V/m; Power Drift = -0.0 dB
Maximum value of SAR (interpolated) = 2.99 mW/g

d=10mm, Pin=250mW/Zoom Scan 7x7x7 (7x7x7)/Cube 0: Measurement grid: dx=5mm, dy=5mm, dz=5mm
Reference Value = 57 V/m; Power Drift = -0.0 dB
Maximum value of SAR (measured) = 2.96 mW/g
Peak SAR (extrapolated) = 4.07 W/kg
SAR(1 g) = 2.73 mW/g; SAR(10 g) = 1.76 mW/g