Band :	LTE Band 4	Channel :	CH19957 (Low)
Band Width :	1.4MHz		

QPSK (RB Size 1, RB Offset 0)

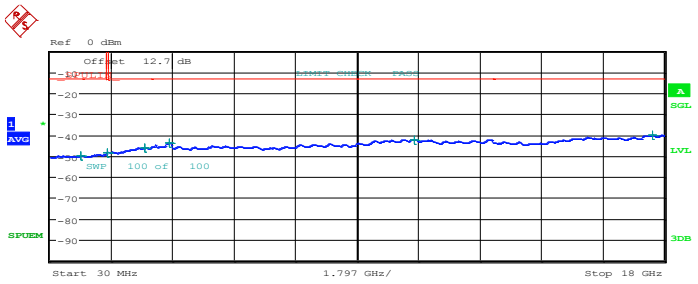

Start [Hz]	Stop [Hz]	RBW [Hz]	Freq [Hz]	PwrAbs [dBm]	Δ Limit [dB]
30.000 M	1.000 G	1.00 M	929.190000 M	-50.04	-37.04
1.000 G	1.700 G	1.00 M	1.699300 G	-48.66	-35.66
1.765 G	3.000 G	1.00 M	2.796225 G	-46.09	-33.09
3.000 G	9.000 G	1.00 M	3.516000 G	-43.89	-30.89
9.000 G	13.000 G	1.00 M	10.680000 G	-42.28	-29.28
13.000 G	18.000 G	1.00 M	17.650000 G	-40.29	-27.29

Date: 21.MAR.2014 08:19:06

16QAM (RB Size 1, RB Offset 0)

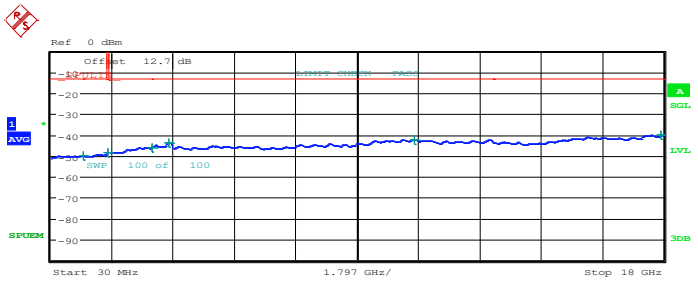

Start [Hz]	Stop [Hz]	RBW [Hz]	Freq [Hz]	PwrAbs [dBm]	Δ Limit [dB]
30.000 M	1.000 G	1.00 M	967.020000 M	-50.05	-37.05
1.000 G	1.700 G	1.00 M	1.698600 G	-48.79	-35.79
1.765 G	3.000 G	1.00 M	2.993825 G	-46.10	-33.10
3.000 G	9.000 G	1.00 M	3.498000 G	-43.87	-30.87
9.000 G	13.000 G	1.00 M	10.672000 G	-42.26	-29.26
13.000 G	18.000 G	1.00 M	17.915000 G	-40.24	-27.24

Date: 21.MAR.2014 08:20:05

Band :	LTE Band 4	Channel :	CH20175 (Middle)
Band Width :	1.4MHz		

QPSK (RB Size 1, RB Offset 0)

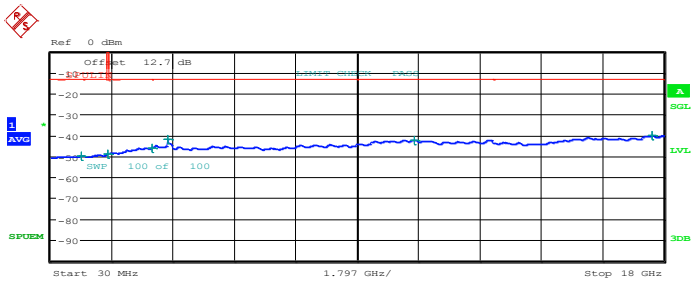

Start [Hz]	Stop [Hz]	RBW [Hz]	Freq [Hz]	PwrAbs [dBm]	Δ Limit [dB]
30.000 M	1.000 G	1.00 M	916.580000 M	-49.98	-36.98
1.000 G	1.700 G	1.00 M	1.696500 G	-49.07	-36.07
1.765 G	3.000 G	1.00 M	2.993825 G	-46.08	-33.08
3.000 G	9.000 G	1.00 M	3.462000 G	-42.00	-29.00
9.000 G	13.000 G	1.00 M	10.672000 G	-42.25	-29.25
13.000 G	18.000 G	1.00 M	17.645000 G	-40.31	-27.31

Date: 21.MAR.2014 08:22:12

16QAM (RB Size 1, RB Offset 0)

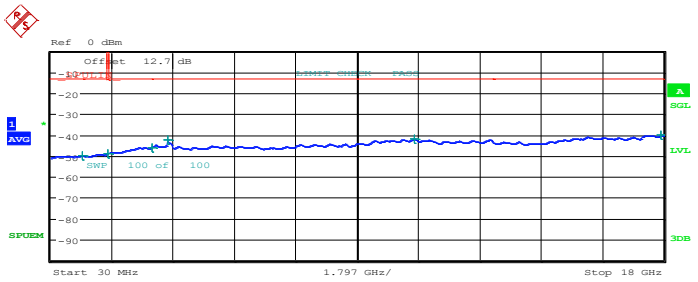

Start [Hz]	Stop [Hz]	RBW [Hz]	Freq [Hz]	PwrAbs [dBm]	Δ Limit [dB]
30.000 M	1.000 G	1.00 M	944.710000 M	-49.96	-36.96
1.000 G	1.700 G	1.00 M	1.693000 G	-49.10	-36.10
1.765 G	3.000 G	1.00 M	2.998765 G	-46.01	-33.01
3.000 G	9.000 G	1.00 M	3.462000 G	-42.47	-29.47
9.000 G	13.000 G	1.00 M	10.676000 G	-42.18	-29.18
13.000 G	18.000 G	1.00 M	17.925000 G	-40.37	-27.37

Date: 21.MAR.2014 08:23:12

Band :	LTE Band 4	Channel :	CH20393 (High)
Band Width :	1.4MHz		

QPSK (RB Size 1, RB Offset 0)

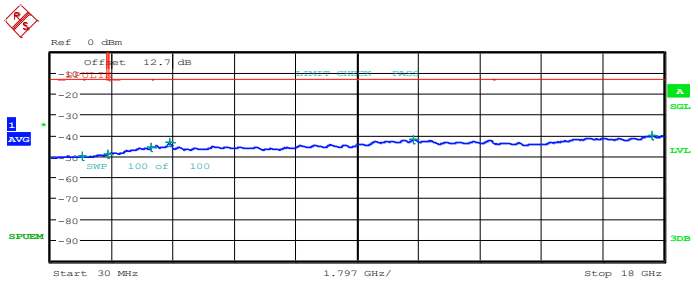

Start [Hz]	Stop [Hz]	RBW [Hz]	Freq [Hz]	PwrAbs [dBm]	Δ Limit [dB]
30.000 M	1.000 G	1.00 M	938.890000 M	-49.94	-36.94
1.000 G	1.700 G	1.00 M	1.698600 G	-48.99	-35.99
1.765 G	3.000 G	1.00 M	2.980240 G	-46.01	-33.01
3.000 G	9.000 G	1.00 M	3.504000 G	-43.31	-30.31
9.000 G	13.000 G	1.00 M	10.668000 G	-42.20	-29.20
13.000 G	18.000 G	1.00 M	17.655000 G	-40.31	-27.31

Date: 21.MAR.2014 08:28:24

16QAM (RB Size 1, RB Offset 0)

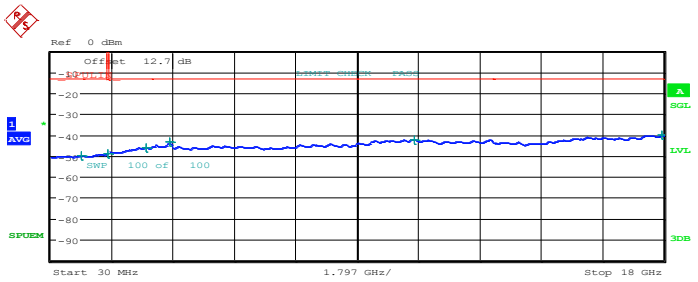

Start [Hz]	Stop [Hz]	RBW [Hz]	Freq [Hz]	PwrAbs [dBm]	Δ Limit [dB]
30.000 M	1.000 G	1.00 M	936.950000 M	-49.88	-36.88
1.000 G	1.700 G	1.00 M	1.695100 G	-49.03	-36.03
1.765 G	3.000 G	1.00 M	2.809810 G	-46.19	-33.19
3.000 G	9.000 G	1.00 M	3.504000 G	-43.63	-30.63
9.000 G	13.000 G	1.00 M	10.672000 G	-42.28	-29.28
13.000 G	18.000 G	1.00 M	17.945000 G	-40.37	-27.37

Date: 21.MAR.2014 08:29:23

Band :	LTE Band 4	Channel :	CH19965 (Low)
Band Width :	3MHz		

QPSK (RB Size 1, RB Offset 0)

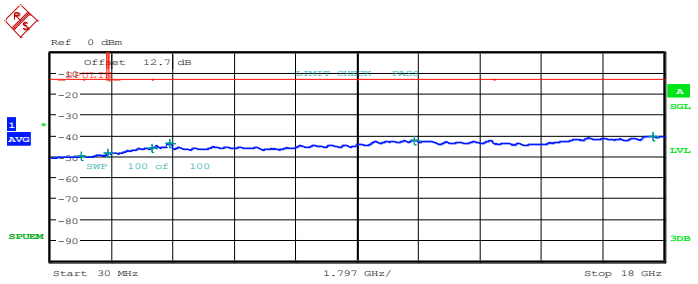

Start [Hz]	Stop [Hz]	RBW [Hz]	Freq [Hz]	PwrAbs [dBm]	Δ Limit [dB]
30.000 M	1.000 G	1.00 M	919.490000 M	-49.96	-36.96
1.000 G	1.700 G	1.00 M	1.698600 G	-48.55	-35.55
1.765 G	3.000 G	1.00 M	2.982710 G	-46.03	-33.03
3.000 G	9.000 G	1.00 M	3.510000 G	-43.92	-30.92
9.000 G	13.000 G	1.00 M	10.672000 G	-42.36	-29.36
13.000 G	18.000 G	1.00 M	17.670000 G	-40.41	-27.41

Date: 21.MAR.2014 08:39:11

16QAM (RB Size 1, RB Offset 0)

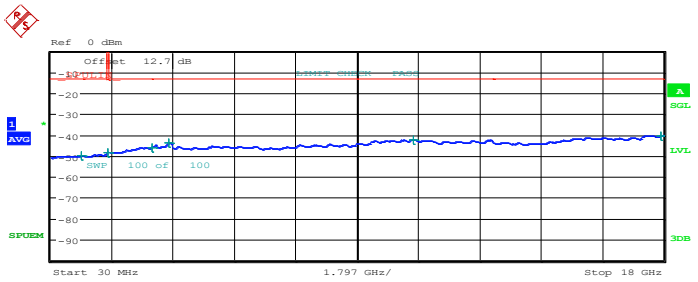

Start [Hz]	Stop [Hz]	RBW [Hz]	Freq [Hz]	PwrAbs [dBm]	Δ Limit [dB]
30.000 M	1.000 G	1.00 M	923.370000 M	-50.07	-37.07
1.000 G	1.700 G	1.00 M	1.699300 G	-48.63	-35.63
1.765 G	3.000 G	1.00 M	2.995060 G	-46.01	-33.01
3.000 G	9.000 G	1.00 M	3.498000 G	-43.90	-30.90
9.000 G	13.000 G	1.00 M	10.668000 G	-42.28	-29.28
13.000 G	18.000 G	1.00 M	17.925000 G	-40.38	-27.38

Date: 21.MAR.2014 08:40:10

Band :	LTE Band 4	Channel :	CH20175 (Middle)
Band Width :	3MHz		

QPSK (RB Size 1, RB Offset 0)

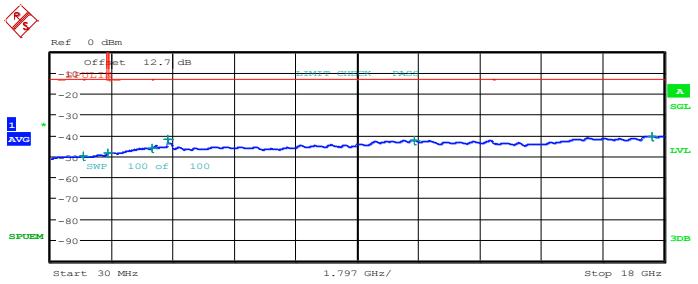

Start [Hz]	Stop [Hz]	RBW [Hz]	Freq [Hz]	PwrAbs [dBm]	Δ Limit [dB]
30.000 M	1.000 G	1.00 M	986.420000 M	-50.00	-37.00
1.000 G	1.700 G	1.00 M	1.698600 G	-48.77	-35.77
1.765 G	3.000 G	1.00 M	2.991355 G	-46.20	-33.20
3.000 G	9.000 G	1.00 M	3.462000 G	-42.00	-29.00
9.000 G	13.000 G	1.00 M	10.676000 G	-42.36	-29.36
13.000 G	18.000 G	1.00 M	17.660000 G	-40.38	-27.38

Date: 21.MAR.2014 08:42:17

16QAM (RB Size 1, RB Offset 0)

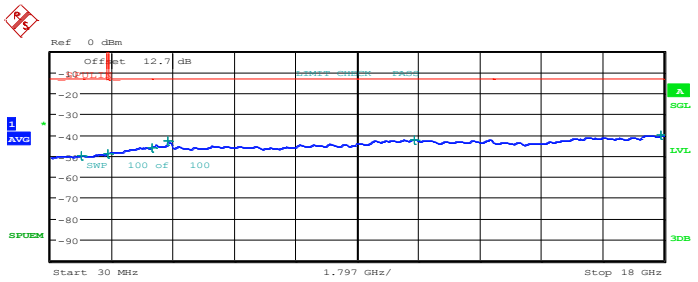

Start [Hz]	Stop [Hz]	RBW [Hz]	Freq [Hz]	PwrAbs [dBm]	Δ Limit [dB]
30.000 M	1.000 G	1.00 M	915.610000 M	-50.06	-37.06
1.000 G	1.700 G	1.00 M	1.698600 G	-49.02	-36.02
1.765 G	3.000 G	1.00 M	2.997530 G	-46.01	-33.01
3.000 G	9.000 G	1.00 M	3.462000 G	-42.83	-29.83
9.000 G	13.000 G	1.00 M	10.684000 G	-42.33	-29.33
13.000 G	18.000 G	1.00 M	17.925000 G	-40.32	-27.32

Date: 21.MAR.2014 08:43:17

Band :	LTE Band 4	Channel :	CH20385 (High)
Band Width :	3MHz		

QPSK (RB Size 1, RB Offset 0)

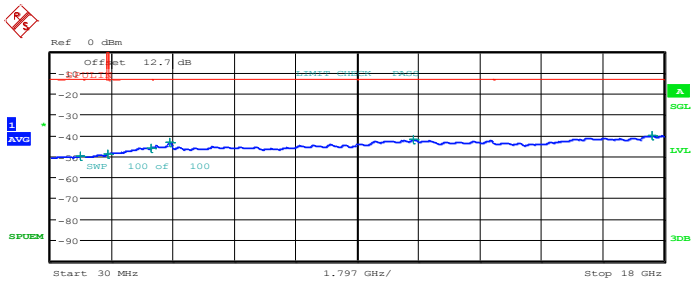

Start [Hz]	Stop [Hz]	RBW [Hz]	Freq [Hz]	PwrAbs [dBm]	Δ Limit [dB]
30.000 M	1.000 G	1.00 M	893.300000 M	-50.02	-37.02
1.000 G	1.700 G	1.00 M	1.686000 G	-49.02	-36.02
1.765 G	3.000 G	1.00 M	2.980240 G	-46.06	-33.06
3.000 G	9.000 G	1.00 M	3.504000 G	-43.47	-30.47
9.000 G	13.000 G	1.00 M	10.664000 G	-42.25	-29.25
13.000 G	18.000 G	1.00 M	17.655000 G	-40.33	-27.33

Date: 21.MAR.2014 08:48:28

16QAM (RB Size 1, RB Offset 0)

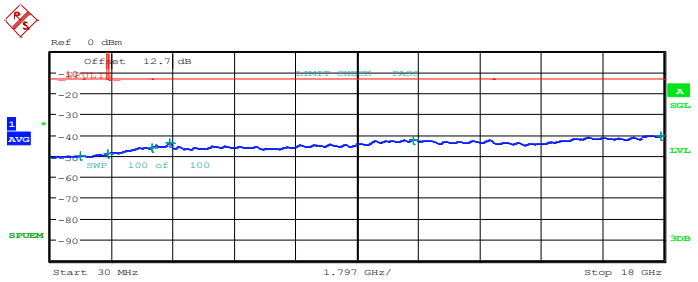

Start [Hz]	Stop [Hz]	RBW [Hz]	Freq [Hz]	PwrAbs [dBm]	Δ Limit [dB]
30.000 M	1.000 G	1.00 M	903.000000 M	-50.03	-37.03
1.000 G	1.700 G	1.00 M	1.691600 G	-49.11	-36.11
1.765 G	3.000 G	1.00 M	2.988885 G	-46.11	-33.11
3.000 G	9.000 G	1.00 M	3.504000 G	-43.68	-30.68
9.000 G	13.000 G	1.00 M	10.660000 G	-42.31	-29.31
13.000 G	18.000 G	1.00 M	17.915000 G	-40.39	-27.39

Date: 21.MAR.2014 08:49:28

Band :	LTE Band 4	Channel :	CH19975 (Low)
Band Width :	5MHz		

QPSK (RB Size 1, RB Offset 0)

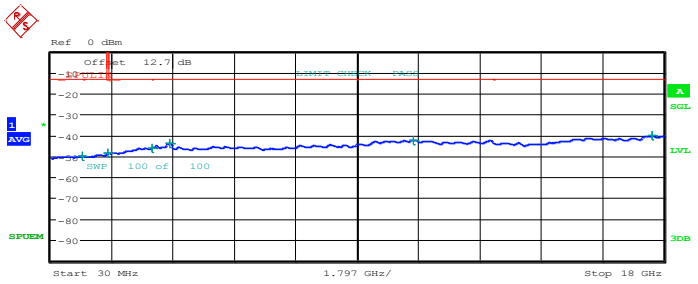

Start [Hz]	Stop [Hz]	RBW [Hz]	Freq [Hz]	PwrAbs [dBm]	Δ Limit [dB]
30.000 M	1.000 G	1.00 M	962.170000 M	-50.04	-37.04
1.000 G	1.700 G	1.00 M	1.698600 G	-48.76	-35.76
1.765 G	3.000 G	1.00 M	2.997530 G	-46.03	-33.03
3.000 G	9.000 G	1.00 M	3.516000 G	-43.94	-30.94
9.000 G	13.000 G	1.00 M	10.660000 G	-42.26	-29.26
13.000 G	18.000 G	1.00 M	17.645000 G	-40.35	-27.35

Date: 21.MAR.2014 08:54:44

16QAM (RB Size 1, RB Offset 0)

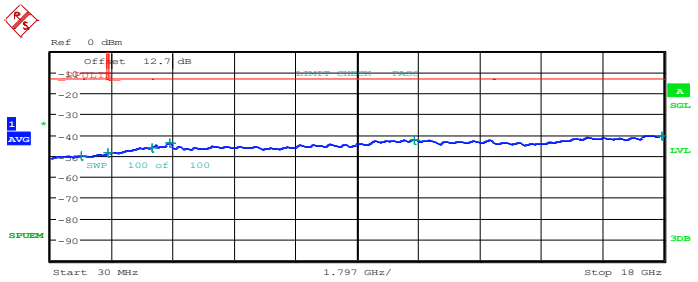

Start [Hz]	Stop [Hz]	RBW [Hz]	Freq [Hz]	PwrAbs [dBm]	Δ Limit [dB]
30.000 M	1.000 G	1.00 M	919.490000 M	-50.03	-37.03
1.000 G	1.700 G	1.00 M	1.699300 G	-48.77	-35.77
1.765 G	3.000 G	1.00 M	2.998765 G	-46.01	-33.01
3.000 G	9.000 G	1.00 M	3.516000 G	-43.90	-30.90
9.000 G	13.000 G	1.00 M	10.676000 G	-42.27	-29.27
13.000 G	18.000 G	1.00 M	17.930000 G	-40.38	-27.38

Date: 21.MAR.2014 08:55:43

Band :	LTE Band 4	Channel :	CH20175 (Middle)
Band Width :	5MHz		

QPSK (RB Size 1, RB Offset 0)

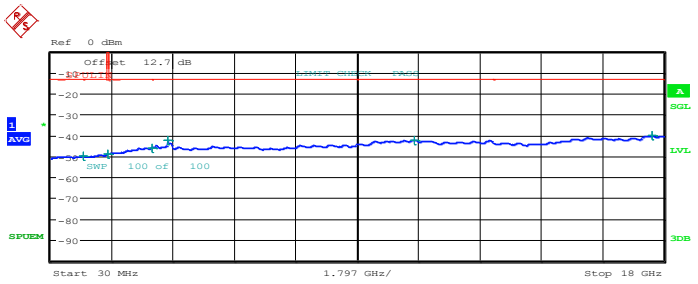

Start [Hz]	Stop [Hz]	RBW [Hz]	Freq [Hz]	PwrAbs [dBm]	Δ Limit [dB]
30.000 M	1.000 G	1.00 M	982.540000 M	-50.05	-37.05
1.000 G	1.700 G	1.00 M	1.694400 G	-49.01	-36.01
1.765 G	3.000 G	1.00 M	2.988885 G	-46.10	-33.10
3.000 G	9.000 G	1.00 M	3.456000 G	-42.69	-29.69
9.000 G	13.000 G	1.00 M	10.680000 G	-42.34	-29.34
13.000 G	18.000 G	1.00 M	17.650000 G	-40.37	-27.37

Date: 21.MAR.2014 08:57:50

16QAM (RB Size 1, RB Offset 0)

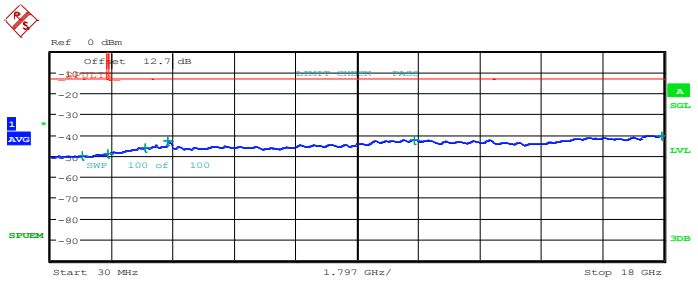

Start [Hz]	Stop [Hz]	RBW [Hz]	Freq [Hz]	PwrAbs [dBm]	Δ Limit [dB]
30.000 M	1.000 G	1.00 M	943.740000 M	-49.90	-36.90
1.000 G	1.700 G	1.00 M	1.693000 G	-49.01	-36.01
1.765 G	3.000 G	1.00 M	2.799930 G	-46.18	-33.18
3.000 G	9.000 G	1.00 M	3.456000 G	-43.11	-30.11
9.000 G	13.000 G	1.00 M	10.672000 G	-42.30	-29.30
13.000 G	18.000 G	1.00 M	17.930000 G	-40.42	-27.42

Date: 21.MAR.2014 08:58:49

Band :	LTE Band 4	Channel :	CH20375 (High)
Band Width :	5MHz		

QPSK (RB Size 1, RB Offset 0)

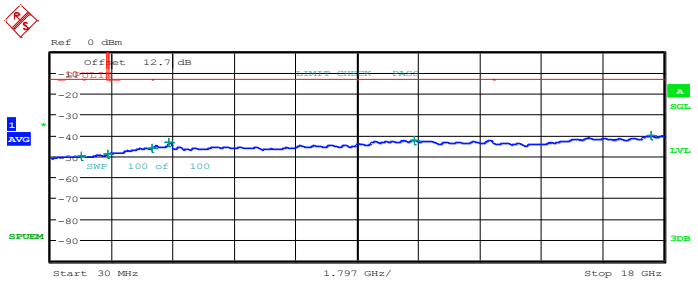

Start [Hz]	Stop [Hz]	RBW [Hz]	Freq [Hz]	PwrAbs [dBm]	Δ Limit [dB]
30.000 M	1.000 G	1.00 M	922.400000 M	-50.08	-37.08
1.000 G	1.700 G	1.00 M	1.693000 G	-49.02	-36.02
1.765 G	3.000 G	1.00 M	2.988885 G	-46.12	-33.12
3.000 G	9.000 G	1.00 M	3.498000 G	-43.50	-30.50
9.000 G	13.000 G	1.00 M	10.672000 G	-42.26	-29.26
13.000 G	18.000 G	1.00 M	17.640000 G	-40.36	-27.36

Date: 21.MAR.2014 09:04:01

16QAM (RB Size 1, RB Offset 0)

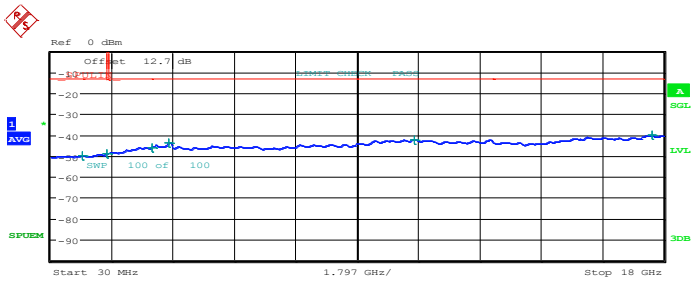

Start [Hz]	Stop [Hz]	RBW [Hz]	Freq [Hz]	PwrAbs [dBm]	Δ Limit [dB]
30.000 M	1.000 G	1.00 M	958.290000 M	-49.92	-36.92
1.000 G	1.700 G	1.00 M	1.673400 G	-48.91	-35.91
1.765 G	3.000 G	1.00 M	2.988885 G	-46.09	-33.09
3.000 G	9.000 G	1.00 M	3.498000 G	-43.75	-30.75
9.000 G	13.000 G	1.00 M	10.680000 G	-42.31	-29.31
13.000 G	18.000 G	1.00 M	17.655000 G	-40.33	-27.33

Date: 21.MAR.2014 09:05:00

Band :	LTE Band 4	Channel :	CH20000 (Low)
Band Width :	10MHz		

QPSK (RB Size 1, RB Offset 0)

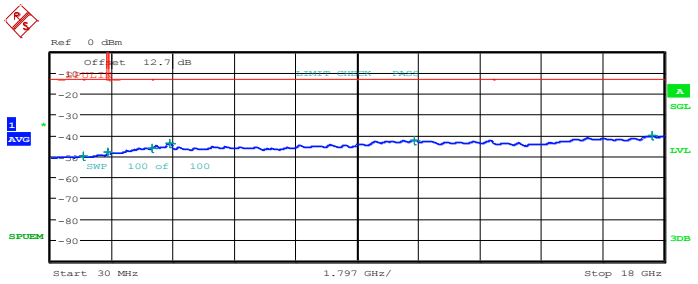

Start [Hz]	Stop [Hz]	RBW [Hz]	Freq [Hz]	PwrAbs [dBm]	Δ Limit [dB]
30.000 M	1.000 G	1.00 M	970.900000 M	-49.96	-36.96
1.000 G	1.700 G	1.00 M	1.697900 G	-48.16	-35.16
1.765 G	3.000 G	1.00 M	2.988885 G	-46.03	-33.03
3.000 G	9.000 G	1.00 M	3.510000 G	-43.90	-30.90
9.000 G	13.000 G	1.00 M	10.676000 G	-42.31	-29.31
13.000 G	18.000 G	1.00 M	17.650000 G	-40.36	-27.36

Date: 21.MAR.2014 09:10:16

16QAM (RB Size 1, RB Offset 0)

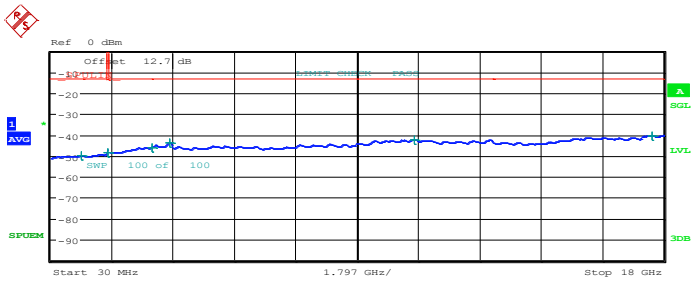

Start [Hz]	Stop [Hz]	RBW [Hz]	Freq [Hz]	PwrAbs [dBm]	Δ Limit [dB]
30.000 M	1.000 G	1.00 M	934.040000 M	-49.96	-36.96
1.000 G	1.700 G	1.00 M	1.697900 G	-48.56	-35.56
1.765 G	3.000 G	1.00 M	2.997530 G	-46.09	-33.09
3.000 G	9.000 G	1.00 M	3.504000 G	-43.98	-30.98
9.000 G	13.000 G	1.00 M	10.680000 G	-42.31	-29.31
13.000 G	18.000 G	1.00 M	17.650000 G	-40.38	-27.38

Date: 21.MAR.2014 09:11:16

Band :	LTE Band 4	Channel :	CH20175 (Middle)
Band Width :	10MHz		

QPSK (RB Size 1, RB Offset 0)

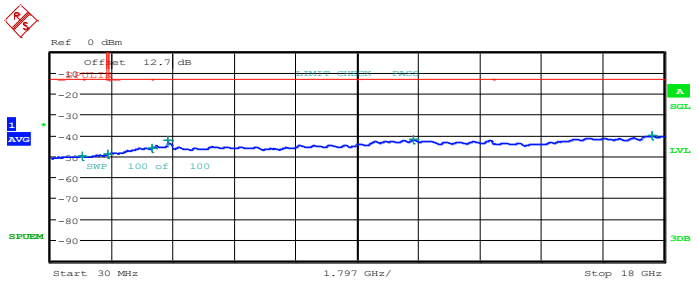

Start [Hz]	Stop [Hz]	RBW [Hz]	Freq [Hz]	PwrAbs [dBm]	Δ Limit [dB]
30.000 M	1.000 G	1.00 M	962.170000 M	-49.96	-36.96
1.000 G	1.700 G	1.00 M	1.699300 G	-48.94	-35.94
1.765 G	3.000 G	1.00 M	2.987650 G	-46.12	-33.12
3.000 G	9.000 G	1.00 M	3.456000 G	-42.40	-29.40
9.000 G	13.000 G	1.00 M	10.664000 G	-42.23	-29.23
13.000 G	18.000 G	1.00 M	17.650000 G	-40.31	-27.31

Date: 21.MAR.2014 09:13:23

16QAM (RB Size 1, RB Offset 0)

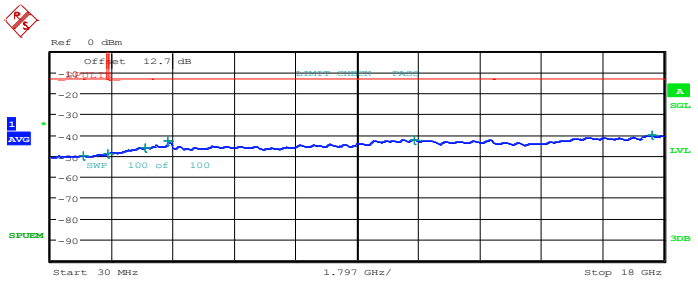

Start [Hz]	Stop [Hz]	RBW [Hz]	Freq [Hz]	PwrAbs [dBm]	Δ Limit [dB]
30.000 M	1.000 G	1.00 M	974.780000 M	-49.97	-36.97
1.000 G	1.700 G	1.00 M	1.697200 G	-48.91	-35.91
1.765 G	3.000 G	1.00 M	2.803635 G	-46.04	-33.04
3.000 G	9.000 G	1.00 M	3.456000 G	-43.06	-30.06
9.000 G	13.000 G	1.00 M	10.676000 G	-42.27	-29.27
13.000 G	18.000 G	1.00 M	17.660000 G	-40.37	-27.37

Date: 21.MAR.2014 09:14:22

Band :	LTE Band 4	Channel :	CH20350 (High)
Band Width :	10MHz		

QPSK (RB Size 1, RB Offset 0)

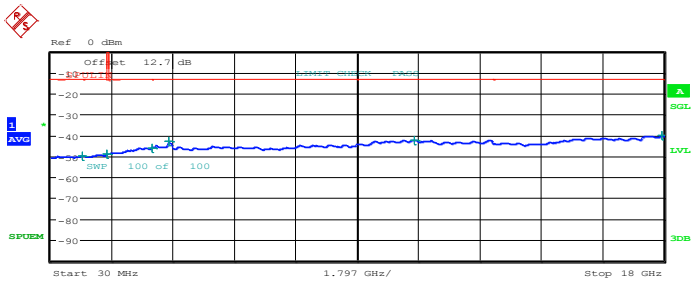

Start [Hz]	Stop [Hz]	RBW [Hz]	Freq [Hz]	PwrAbs [dBm]	Δ Limit [dB]
30.000 M	1.000 G	1.00 M	943.740000 M	-49.89	-36.89
1.000 G	1.700 G	1.00 M	1.668500 G	-49.03	-36.03
1.765 G	3.000 G	1.00 M	2.995060 G	-46.11	-33.11
3.000 G	9.000 G	1.00 M	3.492000 G	-43.11	-30.11
9.000 G	13.000 G	1.00 M	10.676000 G	-42.31	-29.31
13.000 G	18.000 G	1.00 M	17.930000 G	-40.35	-27.35

Date: 21.MAR.2014 09:19:36

16QAM (RB Size 1, RB Offset 0)

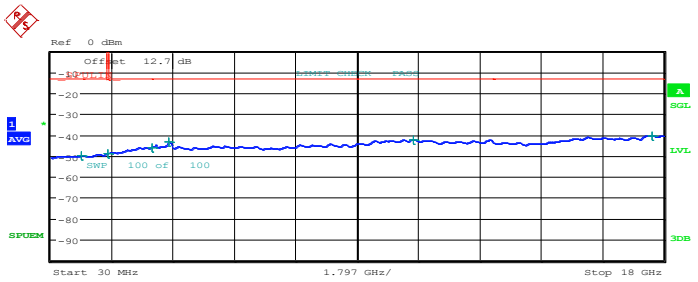

Start [Hz]	Stop [Hz]	RBW [Hz]	Freq [Hz]	PwrAbs [dBm]	Δ Limit [dB]
30.000 M	1.000 G	1.00 M	924.340000 M	-50.03	-37.03
1.000 G	1.700 G	1.00 M	1.699300 G	-48.94	-35.94
1.765 G	3.000 G	1.00 M	2.996295 G	-46.05	-33.05
3.000 G	9.000 G	1.00 M	3.492000 G	-43.33	-30.33
9.000 G	13.000 G	1.00 M	10.664000 G	-42.29	-29.29
13.000 G	18.000 G	1.00 M	17.645000 G	-40.41	-27.41

Date: 21.MAR.2014 09:20:36

Band :	LTE Band 4	Channel :	CH20025 (Low)
Band Width :	15MHz		

QPSK (RB Size 1, RB Offset 0)

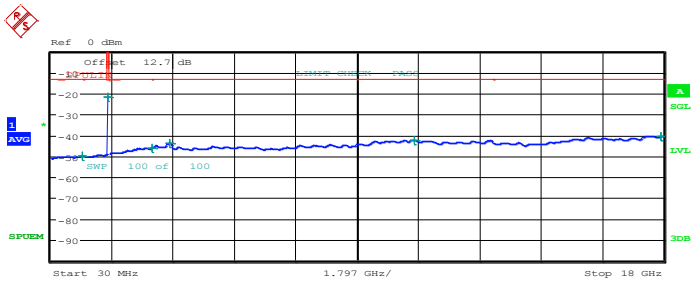

Start [Hz]	Stop [Hz]	RBW [Hz]	Freq [Hz]	PwrAbs [dBm]	Δ Limit [dB]
30.000 M	1.000 G	1.00 M	938.890000 M	-49.97	-36.97
1.000 G	1.700 G	1.00 M	1.697900 G	-21.69	-8.69
1.765 G	3.000 G	1.00 M	2.998765 G	-46.12	-33.12
3.000 G	9.000 G	1.00 M	3.510000 G	-43.87	-30.87
9.000 G	13.000 G	1.00 M	10.672000 G	-42.28	-29.28
13.000 G	18.000 G	1.00 M	17.920000 G	-40.40	-27.40

Date: 21.MAR.2014 09:25:52

16QAM (RB Size 1, RB Offset 0)

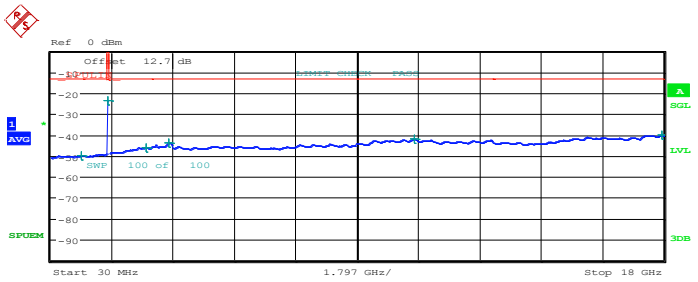

Start [Hz]	Stop [Hz]	RBW [Hz]	Freq [Hz]	PwrAbs [dBm]	Δ Limit [dB]
30.000 M	1.000 G	1.00 M	932.100000 M	-49.89	-36.89
1.000 G	1.700 G	1.00 M	1.697900 G	-23.85	-10.85
1.765 G	3.000 G	1.00 M	2.817220 G	-46.13	-33.13
3.000 G	9.000 G	1.00 M	3.498000 G	-43.95	-30.95
9.000 G	13.000 G	1.00 M	10.676000 G	-42.16	-29.16
13.000 G	18.000 G	1.00 M	17.930000 G	-40.34	-27.34

Date: 21.MAR.2014 09:26:52

Band :	LTE Band 4	Channel :	CH20175 (Middle)
Band Width :	15MHz		

QPSK (RB Size 1, RB Offset 0)

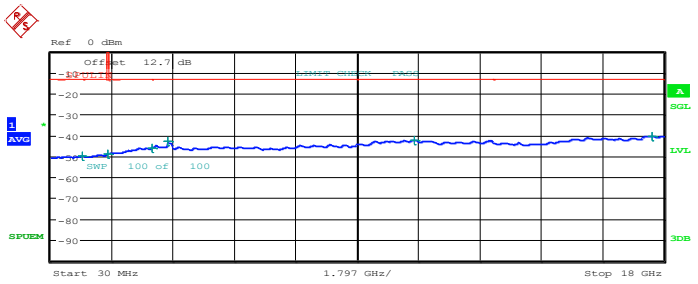

Start [Hz]	Stop [Hz]	RBW [Hz]	Freq [Hz]	PwrAbs [dBm]	Δ Limit [dB]
30.000 M	1.000 G	1.00 M	959.260000 M	-50.00	-37.00
1.000 G	1.700 G	1.00 M	1.696500 G	-48.90	-35.90
1.765 G	3.000 G	1.00 M	2.998765 G	-46.10	-33.10
3.000 G	9.000 G	1.00 M	3.450000 G	-42.84	-29.84
9.000 G	13.000 G	1.00 M	10.676000 G	-42.30	-29.30
13.000 G	18.000 G	1.00 M	17.665000 G	-40.38	-27.38

Date: 21.MAR.2014 09:28:59

16QAM (RB Size 1, RB Offset 0)

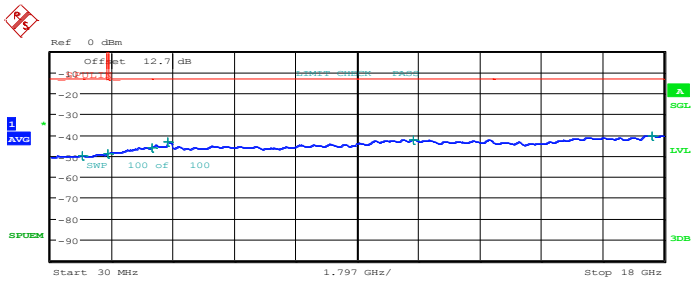

Start [Hz]	Stop [Hz]	RBW [Hz]	Freq [Hz]	PwrAbs [dBm]	Δ Limit [dB]
30.000 M	1.000 G	1.00 M	938.890000 M	-49.95	-36.95
1.000 G	1.700 G	1.00 M	1.699300 G	-48.96	-35.96
1.765 G	3.000 G	1.00 M	2.996295 G	-46.06	-33.06
3.000 G	9.000 G	1.00 M	3.450000 G	-43.39	-30.39
9.000 G	13.000 G	1.00 M	10.656000 G	-42.27	-29.27
13.000 G	18.000 G	1.00 M	17.655000 G	-40.43	-27.43

Date: 21.MAR.2014 09:29:58

Band :	LTE Band 4	Channel :	CH20325 (High)
Band Width :	15MHz		

QPSK (RB Size 1, RB Offset 0)

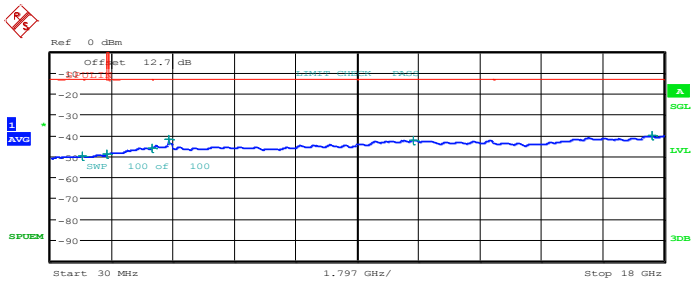

Start [Hz]	Stop [Hz]	RBW [Hz]	Freq [Hz]	PwrAbs [dBm]	Δ Limit [dB]
30.000 M	1.000 G	1.00 M	947.620000 M	-50.06	-37.06
1.000 G	1.700 G	1.00 M	1.672000 G	-49.01	-36.01
1.765 G	3.000 G	1.00 M	2.988885 G	-46.10	-33.10
3.000 G	9.000 G	1.00 M	3.480000 G	-41.85	-28.85
9.000 G	13.000 G	1.00 M	10.668000 G	-42.26	-29.26
13.000 G	18.000 G	1.00 M	17.645000 G	-40.37	-27.37

Date: 21.MAR.2014 09:35:12

16QAM (RB Size 1, RB Offset 0)

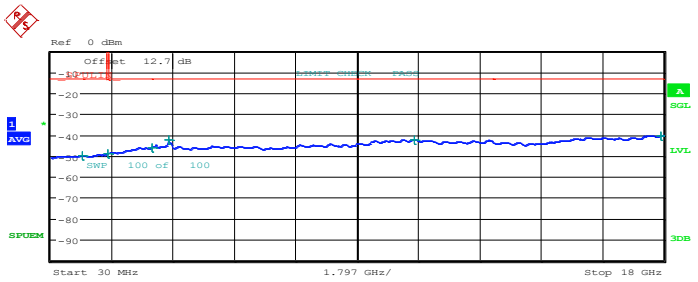

Start [Hz]	Stop [Hz]	RBW [Hz]	Freq [Hz]	PwrAbs [dBm]	Δ Limit [dB]
30.000 M	1.000 G	1.00 M	951.500000 M	-50.00	-37.00
1.000 G	1.700 G	1.00 M	1.688100 G	-49.04	-36.04
1.765 G	3.000 G	1.00 M	2.995060 G	-46.10	-33.10
3.000 G	9.000 G	1.00 M	3.480000 G	-42.62	-29.62
9.000 G	13.000 G	1.00 M	10.692000 G	-42.29	-29.29
13.000 G	18.000 G	1.00 M	17.925000 G	-40.40	-27.40

Date: 21.MAR.2014 09:36:13

Band :	LTE Band 4	Channel :	CH20050 (Low)
Band Width :	20MHz		

QPSK (RB Size 1, RB Offset 0)

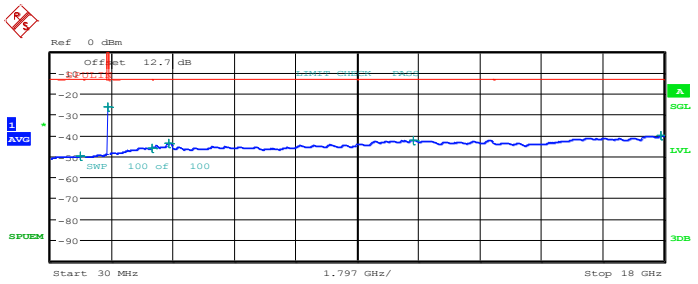

Start [Hz]	Stop [Hz]	RBW [Hz]	Freq [Hz]	PwrAbs [dBm]	Δ Limit [dB]
30.000 M	1.000 G	1.00 M	904.940000 M	-50.06	-37.06
1.000 G	1.700 G	1.00 M	1.693700 G	-26.30	-13.30
1.765 G	3.000 G	1.00 M	2.996295 G	-46.09	-33.09
3.000 G	9.000 G	1.00 M	3.492000 G	-43.95	-30.95
9.000 G	13.000 G	1.00 M	10.652000 G	-42.31	-29.31
13.000 G	18.000 G	1.00 M	17.920000 G	-40.32	-27.32

Date: 21.MAR.2014 09:41:30

16QAM (RB Size 1, RB Offset 0)

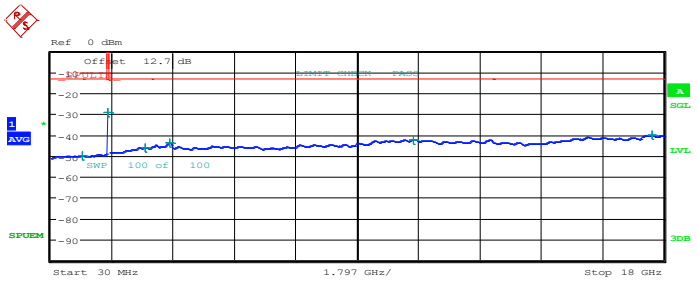

Start [Hz]	Stop [Hz]	RBW [Hz]	Freq [Hz]	PwrAbs [dBm]	Δ Limit [dB]
30.000 M	1.000 G	1.00 M	953.440000 M	-49.98	-36.98
1.000 G	1.700 G	1.00 M	1.693700 G	-29.43	-16.43
1.765 G	3.000 G	1.00 M	2.801165 G	-46.15	-33.15
3.000 G	9.000 G	1.00 M	3.504000 G	-43.91	-30.91
9.000 G	13.000 G	1.00 M	10.664000 G	-42.29	-29.29
13.000 G	18.000 G	1.00 M	17.655000 G	-40.26	-27.26

Date: 21.MAR.2014 09:42:30

Band :	LTE Band 4	Channel :	CH20175 (Middle)
Band Width :	20MHz		

QPSK (RB Size 1, RB Offset 0)

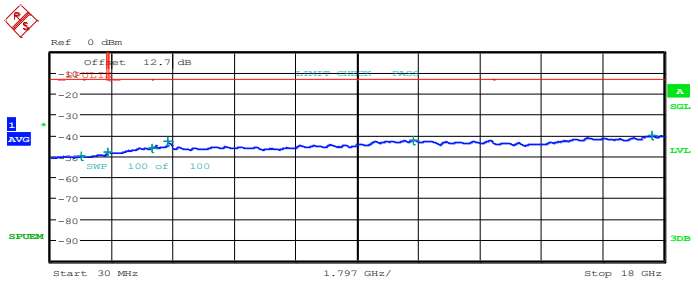

Start [Hz]	Stop [Hz]	RBW [Hz]	Freq [Hz]	PwrAbs [dBm]	Δ Limit [dB]
30.000 M	1.000 G	1.00 M	913.670000 M	-50.09	-37.09
1.000 G	1.700 G	1.00 M	1.697200 G	-47.97	-34.97
1.765 G	3.000 G	1.00 M	2.997530 G	-46.17	-33.17
3.000 G	9.000 G	1.00 M	3.444000 G	-43.13	-30.13
9.000 G	13.000 G	1.00 M	10.668000 G	-42.27	-29.27
13.000 G	18.000 G	1.00 M	17.650000 G	-40.26	-27.26

Date: 21.MAR.2014 09:44:37

16QAM (RB Size 1, RB Offset 0)

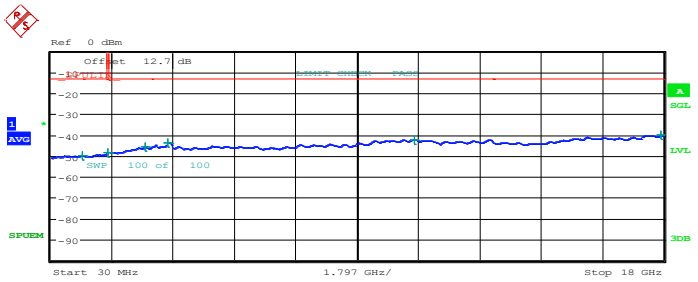

Start [Hz]	Stop [Hz]	RBW [Hz]	Freq [Hz]	PwrAbs [dBm]	Δ Limit [dB]
30.000 M	1.000 G	1.00 M	964.110000 M	-49.96	-36.96
1.000 G	1.700 G	1.00 M	1.697900 G	-48.41	-35.41
1.765 G	3.000 G	1.00 M	2.799930 G	-46.00	-33.00
3.000 G	9.000 G	1.00 M	3.444000 G	-43.85	-30.85
9.000 G	13.000 G	1.00 M	10.672000 G	-42.31	-29.31
13.000 G	18.000 G	1.00 M	17.920000 G	-40.38	-27.38

Date: 21.MAR.2014 09:45:37

Band :	LTE Band 4	Channel :	CH20300 (High)
Band Width :	20MHz		

QPSK (RB Size 1, RB Offset 0)

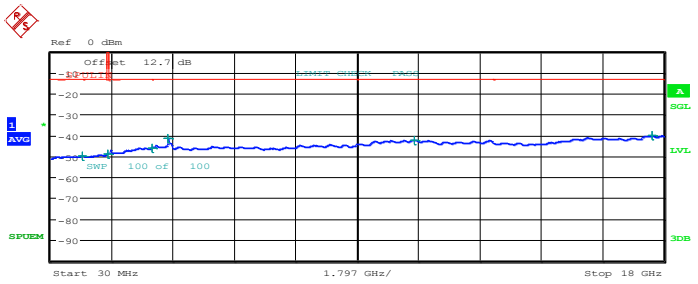

Start [Hz]	Stop [Hz]	RBW [Hz]	Freq [Hz]	PwrAbs [dBm]	Δ Limit [dB]
30.000 M	1.000 G	1.00 M	945.680000 M	-49.90	-36.90
1.000 G	1.700 G	1.00 M	1.698600 G	-49.04	-36.04
1.765 G	3.000 G	1.00 M	2.995060 G	-46.24	-33.24
3.000 G	9.000 G	1.00 M	3.468000 G	-41.69	-28.69
9.000 G	13.000 G	1.00 M	10.676000 G	-42.28	-29.28
13.000 G	18.000 G	1.00 M	17.645000 G	-40.31	-27.31

Date: 21.MAR.2014 09:50:51

16QAM (RB Size 1, RB Offset 0)

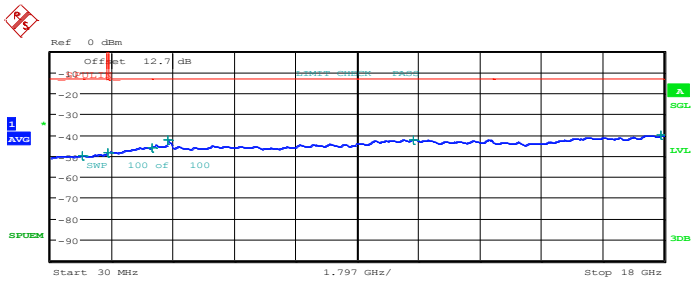

Start [Hz]	Stop [Hz]	RBW [Hz]	Freq [Hz]	PwrAbs [dBm]	Δ Limit [dB]
30.000 M	1.000 G	1.00 M	959.260000 M	-50.01	-37.01
1.000 G	1.700 G	1.00 M	1.698600 G	-48.76	-35.76
1.765 G	3.000 G	1.00 M	2.998765 G	-46.09	-33.09
3.000 G	9.000 G	1.00 M	3.468000 G	-42.45	-29.45
9.000 G	13.000 G	1.00 M	10.660000 G	-42.30	-29.30
13.000 G	18.000 G	1.00 M	17.925000 G	-40.36	-27.36

Date: 21.MAR.2014 09:51:51

Band :	LTE Band 17	Channel :	CH23755 (Low)
Band Width :	5MHz		

QPSK (RB Size 1, RB Offset 0)

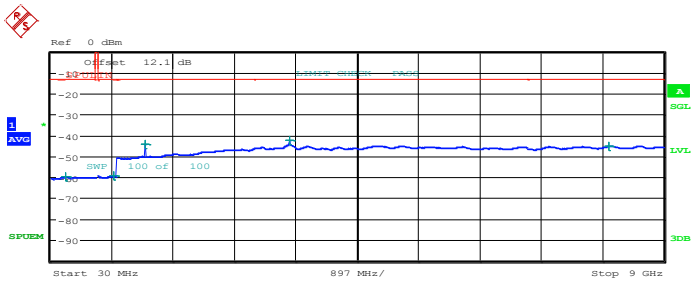

Start [Hz]	Stop [Hz]	RBW [Hz]	Freq [Hz]	PwrAbs [dBm]	Δ Limit [dB]
30.000 M	690.000 M	100.00 k	239.880000 M	-60.00	-47.00
725.000 M	1.000 G	100.00 k	954.350000 M	-59.26	-46.26
1.000 G	3.000 G	1.00 M	1.408000 G	-44.29	-31.29
3.000 G	7.000 G	1.00 M	3.520000 G	-42.39	-29.39
7.000 G	9.000 G	1.00 M	8.202000 G	-45.10	-32.10

Date: 21.MAR.2014 17:06:08

16QAM (RB Size 1, RB Offset 0)

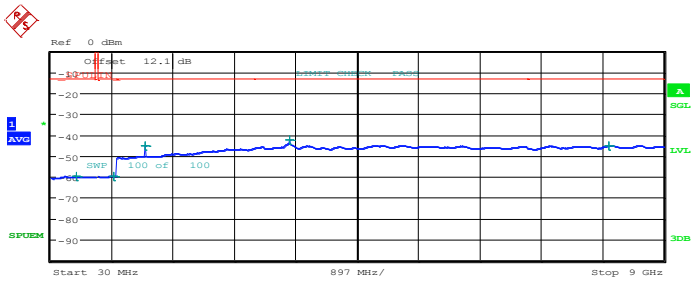

Start [Hz]	Stop [Hz]	RBW [Hz]	Freq [Hz]	PwrAbs [dBm]	Δ Limit [dB]
30.000 M	690.000 M	100.00 k	397.620000 M	-60.00	-47.00
725.000 M	1.000 G	100.00 k	944.175000 M	-59.70	-46.70
1.000 G	3.000 G	1.00 M	1.408000 G	-45.18	-32.18
3.000 G	7.000 G	1.00 M	3.520000 G	-42.68	-29.68
7.000 G	9.000 G	1.00 M	8.196000 G	-45.13	-32.13

Date: 21.MAR.2014 17:07:09

Band :	LTE Band 17	Channel :	CH23790 (Middle)
Band Width :	5MHz		

QPSK (RB Size 1, RB Offset 0)

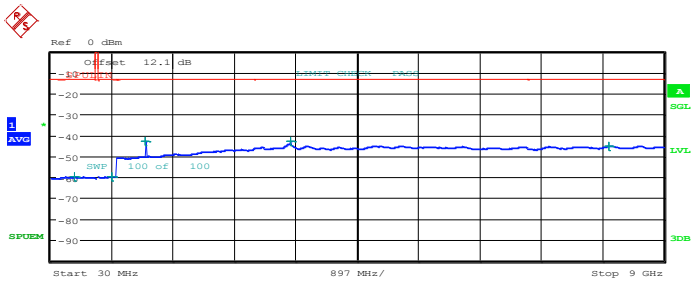

Start [Hz]	Stop [Hz]	RBW [Hz]	Freq [Hz]	PwrAbs [dBm]	Δ Limit [dB]
30.000 M	690.000 M	100.00 k	369.240000 M	-60.02	-47.02
725.000 M	1.000 G	100.00 k	923.550000 M	-59.84	-46.84
1.000 G	3.000 G	1.00 M	1.416000 G	-43.03	-30.03
3.000 G	7.000 G	1.00 M	3.540000 G	-42.76	-29.76
7.000 G	9.000 G	1.00 M	8.196000 G	-45.15	-32.15

Date: 21.MAR.2014 17:09:19

16QAM (RB Size 1, RB Offset 0)

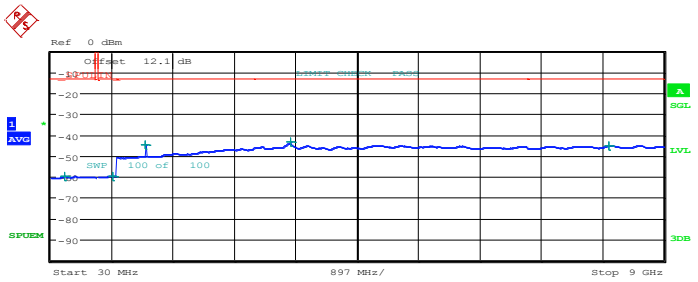

Start [Hz]	Stop [Hz]	RBW [Hz]	Freq [Hz]	PwrAbs [dBm]	Δ Limit [dB]
30.000 M	690.000 M	100.00 k	235.260000 M	-60.05	-47.05
725.000 M	1.000 G	100.00 k	929.600000 M	-59.72	-46.72
1.000 G	3.000 G	1.00 M	1.416000 G	-44.99	-31.99
3.000 G	7.000 G	1.00 M	3.540000 G	-43.34	-30.34
7.000 G	9.000 G	1.00 M	8.192000 G	-45.09	-32.09

Date: 21.MAR.2014 17:10:20

Band :	LTE Band 17	Channel :	CH23825 (High)
Band Width :	5MHz		

QPSK (RB Size 1, RB Offset 0)

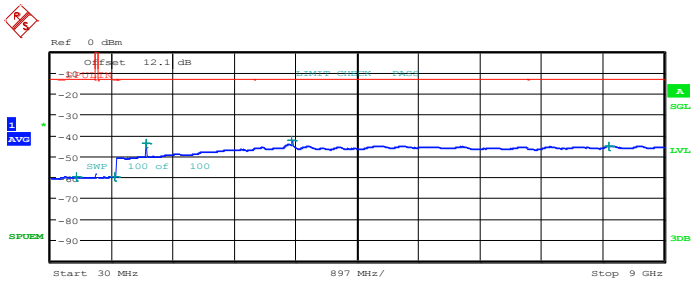

Start [Hz]	Stop [Hz]	RBW [Hz]	Freq [Hz]	PwrAbs [dBm]	Δ Limit [dB]
30.000 M	690.000 M	100.00 k	400.260000 M	-59.85	-46.85
725.000 M	1.000 G	100.00 k	962.325000 M	-59.79	-46.79
1.000 G	3.000 G	1.00 M	1.422000 G	-44.01	-31.01
3.000 G	7.000 G	1.00 M	3.556000 G	-42.39	-29.39
7.000 G	9.000 G	1.00 M	8.198000 G	-45.19	-32.19

Date: 21.MAR.2014 17:15:41

16QAM (RB Size 1, RB Offset 0)

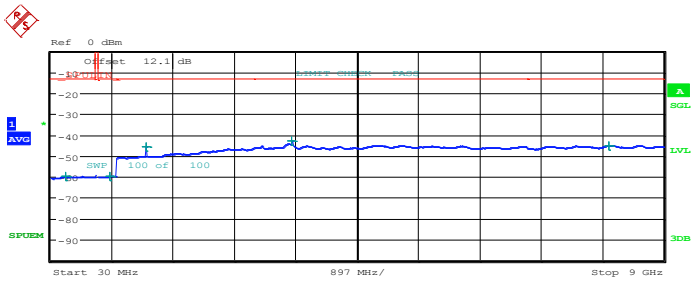

Start [Hz]	Stop [Hz]	RBW [Hz]	Freq [Hz]	PwrAbs [dBm]	Δ Limit [dB]
30.000 M	690.000 M	100.00 k	244.500000 M	-59.97	-46.97
725.000 M	1.000 G	100.00 k	891.375000 M	-59.78	-46.78
1.000 G	3.000 G	1.00 M	1.422000 G	-45.92	-32.92
3.000 G	7.000 G	1.00 M	3.556000 G	-43.02	-30.02
7.000 G	9.000 G	1.00 M	8.196000 G	-45.15	-32.15

Date: 21.MAR.2014 17:16:42

Band :	LTE Band 17	Channel :	CH23780 (Low)
Band Width :	10MHz		

QPSK (RB Size 1, RB Offset 0)

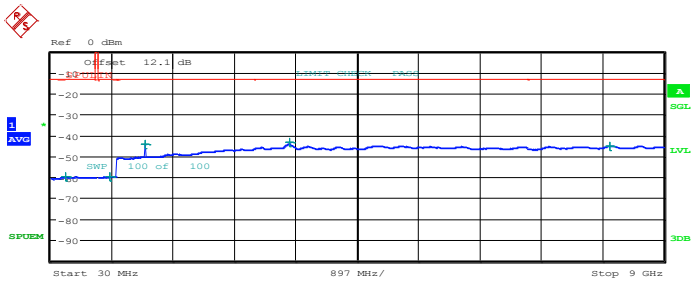

Start [Hz]	Stop [Hz]	RBW [Hz]	Freq [Hz]	PwrAbs [dBm]	Δ Limit [dB]
30.000 M	690.000 M	100.00 k	241.200000 M	-59.95	-46.95
725.000 M	1.000 G	100.00 k	896.325000 M	-59.73	-46.73
1.000 G	3.000 G	1.00 M	1.410000 G	-44.53	-31.53
3.000 G	7.000 G	1.00 M	3.520000 G	-43.31	-30.31
7.000 G	9.000 G	1.00 M	8.206000 G	-45.15	-32.15

Date: 21.MAR.2014 17:22:07

16QAM (RB Size 1, RB Offset 0)

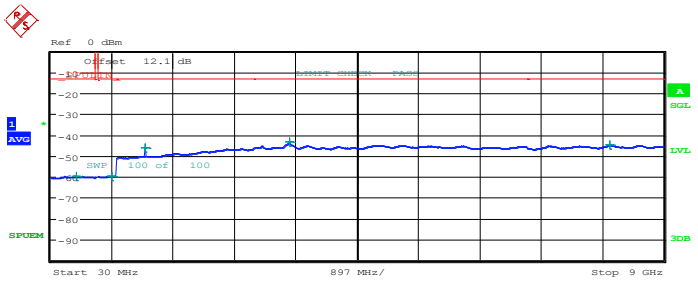

Start [Hz]	Stop [Hz]	RBW [Hz]	Freq [Hz]	PwrAbs [dBm]	Δ Limit [dB]
30.000 M	690.000 M	100.00 k	402.240000 M	-60.01	-47.01
725.000 M	1.000 G	100.00 k	915.575000 M	-59.79	-46.79
1.000 G	3.000 G	1.00 M	1.410000 G	-46.10	-33.10
3.000 G	7.000 G	1.00 M	3.524000 G	-43.65	-30.65
7.000 G	9.000 G	1.00 M	8.204000 G	-44.96	-31.96

Date: 21.MAR.2014 17:23:08

Band :	LTE Band 17	Channel :	CH23790 (Middle)
Band Width :	10MHz		

QPSK (RB Size 1, RB Offset 0)

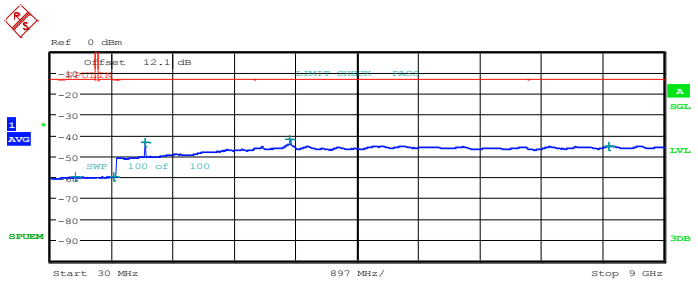

Start [Hz]	Stop [Hz]	RBW [Hz]	Freq [Hz]	PwrAbs [dBm]	Δ Limit [dB]
30.000 M	690.000 M	100.00 k	395.640000 M	-60.03	-47.03
725.000 M	1.000 G	100.00 k	945.000000 M	-59.82	-46.82
1.000 G	3.000 G	1.00 M	1.412000 G	-43.22	-30.22
3.000 G	7.000 G	1.00 M	3.528000 G	-41.83	-28.83
7.000 G	9.000 G	1.00 M	8.202000 G	-45.08	-32.08

Date: 21.MAR.2014 17:25:19

16QAM (RB Size 1, RB Offset 0)

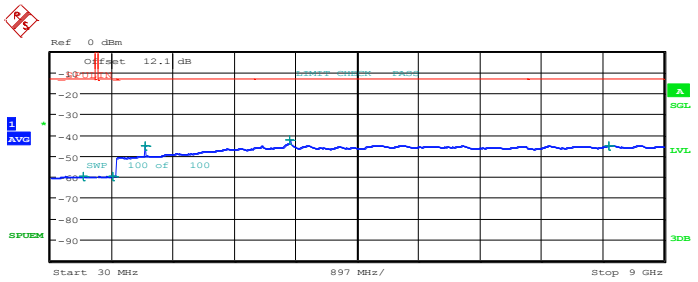

Start [Hz]	Stop [Hz]	RBW [Hz]	Freq [Hz]	PwrAbs [dBm]	Δ Limit [dB]
30.000 M	690.000 M	100.00 k	505.860000 M	-60.04	-47.04
725.000 M	1.000 G	100.00 k	930.150000 M	-59.78	-46.78
1.000 G	3.000 G	1.00 M	1.412000 G	-45.26	-32.26
3.000 G	7.000 G	1.00 M	3.528000 G	-42.39	-29.39
7.000 G	9.000 G	1.00 M	8.194000 G	-45.18	-32.18

Date: 21.MAR.2014 17:26:20

Band :	LTE Band 17	Channel :	CH23800 (High)
Band Width :	10MHz		

QPSK (RB Size 1, RB Offset 0)

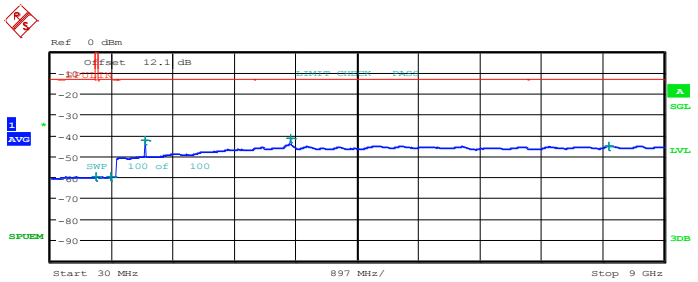

Start [Hz]	Stop [Hz]	RBW [Hz]	Freq [Hz]	PwrAbs [dBm]	Δ Limit [dB]
30.000 M	690.000 M	100.00 k	689.340000 M	-59.80	-46.80
725.000 M	1.000 G	100.00 k	902.925000 M	-59.65	-46.65
1.000 G	3.000 G	1.00 M	1.414000 G	-42.62	-29.62
3.000 G	7.000 G	1.00 M	3.532000 G	-41.78	-28.78
7.000 G	9.000 G	1.00 M	8.202000 G	-45.19	-32.19

Date: 21.MAR.2014 17:31:41

16QAM (RB Size 1, RB Offset 0)

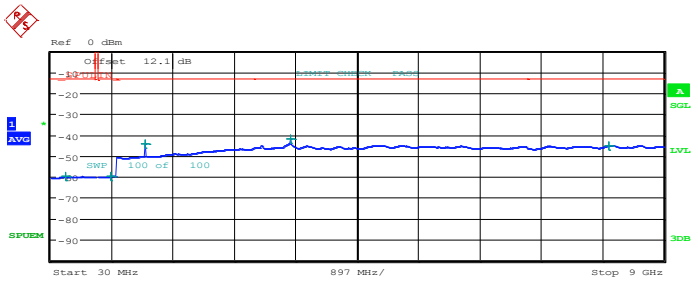

Start [Hz]	Stop [Hz]	RBW [Hz]	Freq [Hz]	PwrAbs [dBm]	Δ Limit [dB]
30.000 M	690.000 M	100.00 k	241.200000 M	-60.08	-47.08
725.000 M	1.000 G	100.00 k	908.700000 M	-59.68	-46.68
1.000 G	3.000 G	1.00 M	1.414000 G	-44.41	-31.41
3.000 G	7.000 G	1.00 M	3.532000 G	-42.23	-29.23
7.000 G	9.000 G	1.00 M	8.200000 G	-45.15	-32.15

Date: 21.MAR.2014 17:32:42

Band :	LTE Band 7	Channel :	CH20775 (Low)
Band Width :	5MHz		

QPSK (RB Size 1, RB Offset 0)

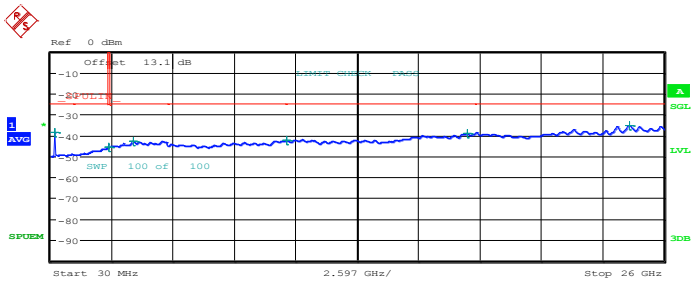

Start [Hz]	Stop [Hz]	RBW [Hz]	Freq [Hz]	PwrAbs [dBm]	Δ Limit [dB]
30.000 M	1.000 G	1.00 M	186.170000 M	-38.83	-13.83
1.000 G	2.490 G	1.00 M	2.485530 G	-45.64	-20.64
2.580 G	5.000 G	1.00 M	3.509280 G	-42.89	-17.89
5.000 G	10.000 G	1.00 M	10.000000 G	-42.69	-17.69
10.000 G	18.000 G	1.00 M	17.656000 G	-39.33	-14.33
18.000 G	26.000 G	1.00 M	24.544000 G	-35.38	-10.38

Date: 26.MAR.2014 10:06:12

16QAM (RB Size 1, RB Offset 0)

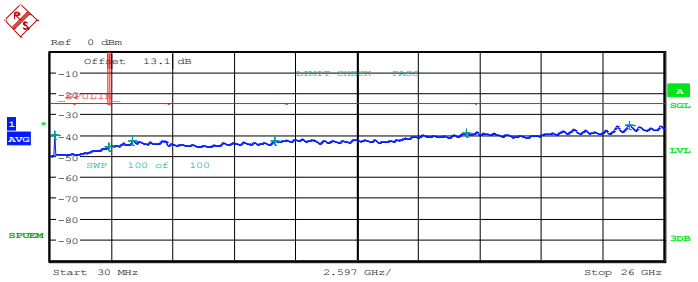

Start [Hz]	Stop [Hz]	RBW [Hz]	Freq [Hz]	PwrAbs [dBm]	Δ Limit [dB]
30.000 M	1.000 G	1.00 M	186.170000 M	-40.37	-15.37
1.000 G	2.490 G	1.00 M	2.482550 G	-45.84	-20.84
2.580 G	5.000 G	1.00 M	3.502020 G	-42.86	-17.86
5.000 G	10.000 G	1.00 M	9.530000 G	-42.84	-17.84
10.000 G	18.000 G	1.00 M	17.648000 G	-39.32	-14.32
18.000 G	26.000 G	1.00 M	24.552000 G	-35.44	-10.44

Date: 26.MAR.2014 10:07:15

Band :	LTE Band 7	Channel :	CH21100 (Middle)
Band Width :	5MHz		

QPSK (RB Size 1, RB Offset 0)

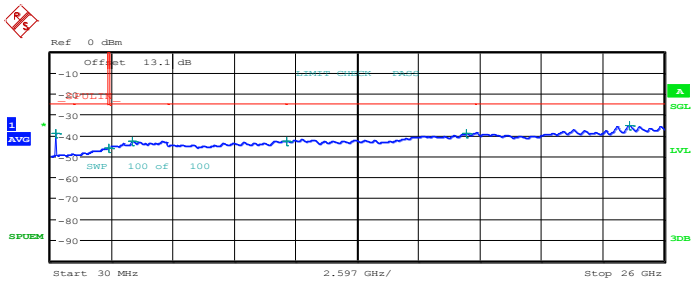

Start [Hz]	Stop [Hz]	RBW [Hz]	Freq [Hz]	PwrAbs [dBm]	Δ Limit [dB]
30.000 M	1.000 G	1.00 M	219.150000 M	-39.21	-14.21
1.000 G	2.490 G	1.00 M	2.488510 G	-46.07	-21.07
2.580 G	5.000 G	1.00 M	3.494760 G	-42.88	-17.88
5.000 G	10.000 G	1.00 M	10.000000 G	-42.76	-17.76
10.000 G	18.000 G	1.00 M	17.640000 G	-39.36	-14.36
18.000 G	26.000 G	1.00 M	24.544000 G	-35.40	-10.40

Date: 26.MAR.2014 10:09:22

16QAM (RB Size 1, RB Offset 0)

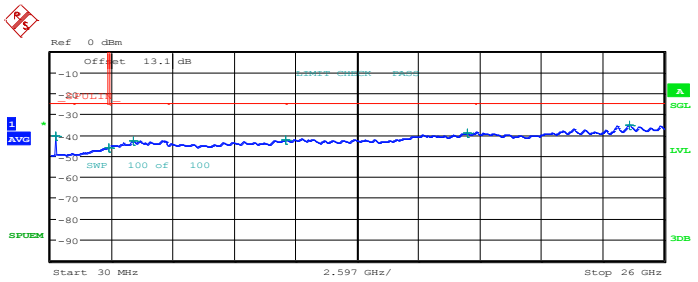

Start [Hz]	Stop [Hz]	RBW [Hz]	Freq [Hz]	PwrAbs [dBm]	Δ Limit [dB]
30.000 M	1.000 G	1.00 M	219.150000 M	-40.71	-15.71
1.000 G	2.490 G	1.00 M	2.482550 G	-46.13	-21.13
2.580 G	5.000 G	1.00 M	3.506860 G	-42.86	-17.86
5.000 G	10.000 G	1.00 M	9.995000 G	-42.71	-17.71
10.000 G	18.000 G	1.00 M	17.656000 G	-39.34	-14.34
18.000 G	26.000 G	1.00 M	24.536000 G	-35.40	-10.40

Date: 26.MAR.2014 10:10:24

Band :	LTE Band 7	Channel :	CH21425 (High)
Band Width :	5MHz		

QPSK (RB Size 1, RB Offset 0)

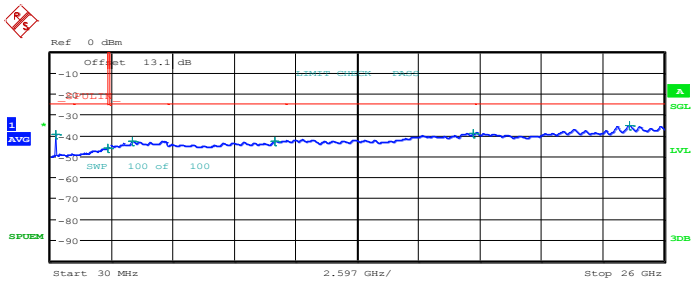

Start [Hz]	Stop [Hz]	RBW [Hz]	Freq [Hz]	PwrAbs [dBm]	Δ Limit [dB]
30.000 M	1.000 G	1.00 M	251.160000 M	-39.56	-14.56
1.000 G	2.490 G	1.00 M	2.437850 G	-46.09	-21.09
2.580 G	5.000 G	1.00 M	3.502020 G	-42.89	-17.89
5.000 G	10.000 G	1.00 M	9.525000 G	-42.81	-17.81
10.000 G	18.000 G	1.00 M	17.928000 G	-39.35	-14.35
18.000 G	26.000 G	1.00 M	24.552000 G	-35.38	-10.38

Date: 26.MAR.2014 10:15:34

16QAM (RB Size 1, RB Offset 0)

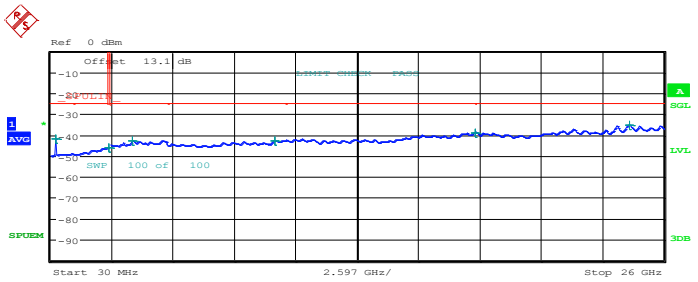

Start [Hz]	Stop [Hz]	RBW [Hz]	Freq [Hz]	PwrAbs [dBm]	Δ Limit [dB]
30.000 M	1.000 G	1.00 M	251.160000 M	-42.11	-17.11
1.000 G	2.490 G	1.00 M	2.473610 G	-46.10	-21.10
2.580 G	5.000 G	1.00 M	3.492340 G	-42.87	-17.87
5.000 G	10.000 G	1.00 M	9.535000 G	-42.75	-17.75
10.000 G	18.000 G	1.00 M	18.000000 G	-39.28	-14.28
18.000 G	26.000 G	1.00 M	24.544000 G	-35.36	-10.36

Date: 26.MAR.2014 10:16:36

Band :	LTE Band 7	Channel :	CH20800 (Low)
Band Width :	10MHz		

QPSK (RB Size 1, RB Offset 0)

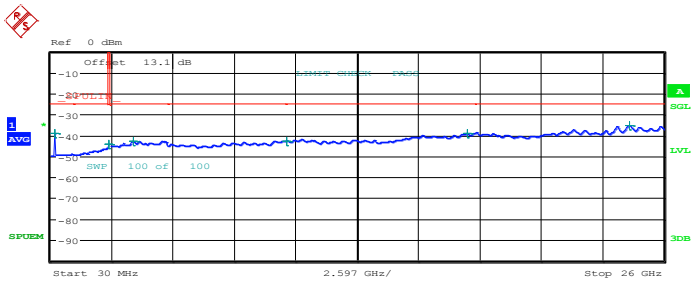

Start [Hz]	Stop [Hz]	RBW [Hz]	Freq [Hz]	PwrAbs [dBm]	Δ Limit [dB]
30.000 M	1.000 G	1.00 M	186.170000 M	-39.40	-14.40
1.000 G	2.490 G	1.00 M	2.484040 G	-44.30	-19.30
2.580 G	5.000 G	1.00 M	3.506860 G	-42.86	-17.86
5.000 G	10.000 G	1.00 M	10.000000 G	-42.77	-17.77
10.000 G	18.000 G	1.00 M	17.656000 G	-39.37	-14.37
18.000 G	26.000 G	1.00 M	24.552000 G	-35.43	-10.43

Date: 26.MAR.2014 10:21:46

16QAM (RB Size 1, RB Offset 0)

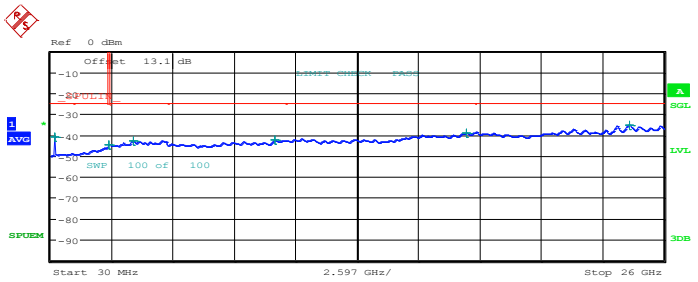

Start [Hz]	Stop [Hz]	RBW [Hz]	Freq [Hz]	PwrAbs [dBm]	Δ Limit [dB]
30.000 M	1.000 G	1.00 M	186.170000 M	-41.02	-16.02
1.000 G	2.490 G	1.00 M	2.484040 G	-45.07	-20.07
2.580 G	5.000 G	1.00 M	3.521380 G	-42.86	-17.86
5.000 G	10.000 G	1.00 M	9.530000 G	-42.69	-17.69
10.000 G	18.000 G	1.00 M	17.648000 G	-39.36	-14.36
18.000 G	26.000 G	1.00 M	24.552000 G	-35.36	-10.36

Date: 26.MAR.2014 10:22:48

Band :	LTE Band 7	Channel :	CH21100 (Middle)
Band Width :	10MHz		

QPSK (RB Size 1, RB Offset 0)

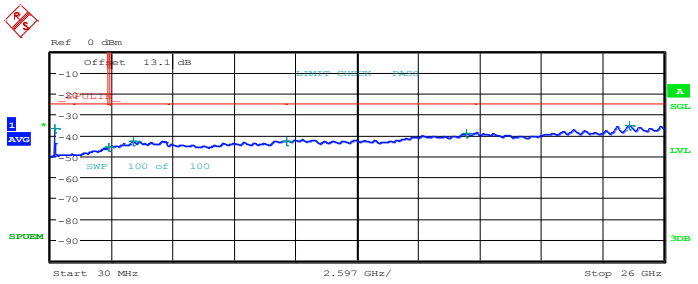

Start [Hz]	Stop [Hz]	RBW [Hz]	Freq [Hz]	PwrAbs [dBm]	Δ Limit [dB]
30.000 M	1.000 G	1.00 M	216.240000 M	-37.00	-12.00
1.000 G	2.490 G	1.00 M	2.487020 G	-45.85	-20.85
2.580 G	5.000 G	1.00 M	3.511700 G	-42.94	-17.94
5.000 G	10.000 G	1.00 M	10.000000 G	-42.82	-17.82
10.000 G	18.000 G	1.00 M	17.648000 G	-39.34	-14.34
18.000 G	26.000 G	1.00 M	24.544000 G	-35.38	-10.38

Date: 26.MAR.2014 10:24:55

16QAM (RB Size 1, RB Offset 0)

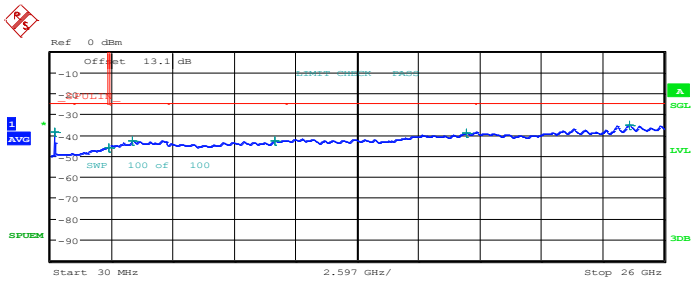

Start [Hz]	Stop [Hz]	RBW [Hz]	Freq [Hz]	PwrAbs [dBm]	Δ Limit [dB]
30.000 M	1.000 G	1.00 M	216.240000 M	-38.85	-13.85
1.000 G	2.490 G	1.00 M	2.473610 G	-46.01	-21.01
2.580 G	5.000 G	1.00 M	3.504440 G	-42.81	-17.81
5.000 G	10.000 G	1.00 M	9.515000 G	-42.79	-17.79
10.000 G	18.000 G	1.00 M	17.640000 G	-39.38	-14.38
18.000 G	26.000 G	1.00 M	24.544000 G	-35.39	-10.39

Date: 26.MAR.2014 10:25:57

Band :	LTE Band 7	Channel :	CH21400 (High)
Band Width :	10MHz		

QPSK (RB Size 1, RB Offset 0)

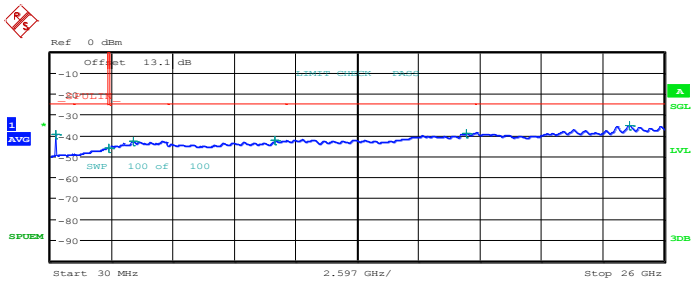

Start [Hz]	Stop [Hz]	RBW [Hz]	Freq [Hz]	PwrAbs [dBm]	Δ Limit [dB]
30.000 M	1.000 G	1.00 M	246.310000 M	-39.46	-14.46
1.000 G	2.490 G	1.00 M	2.472120 G	-46.07	-21.07
2.580 G	5.000 G	1.00 M	3.511700 G	-42.81	-17.81
5.000 G	10.000 G	1.00 M	9.530000 G	-42.70	-17.70
10.000 G	18.000 G	1.00 M	17.648000 G	-39.36	-14.36
18.000 G	26.000 G	1.00 M	24.552000 G	-35.35	-10.35

Date: 26.MAR.2014 10:31:08

16QAM (RB Size 1, RB Offset 0)

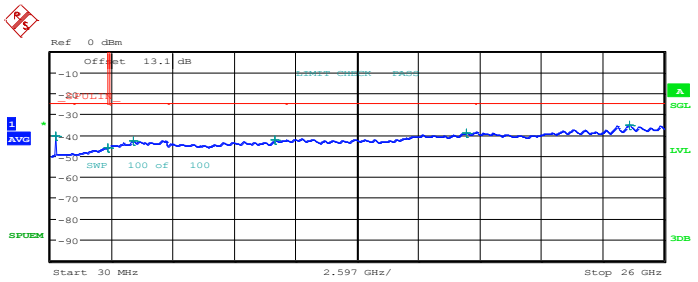

Start [Hz]	Stop [Hz]	RBW [Hz]	Freq [Hz]	PwrAbs [dBm]	Δ Limit [dB]
30.000 M	1.000 G	1.00 M	246.310000 M	-40.79	-15.79
1.000 G	2.490 G	1.00 M	2.454240 G	-46.15	-21.15
2.580 G	5.000 G	1.00 M	3.521380 G	-42.88	-17.88
5.000 G	10.000 G	1.00 M	9.525000 G	-42.72	-17.72
10.000 G	18.000 G	1.00 M	17.624000 G	-39.34	-14.34
18.000 G	26.000 G	1.00 M	24.552000 G	-35.37	-10.37

Date: 26.MAR.2014 10:32:10

Band :	LTE Band 7	Channel :	CH20825 (Low)
Band Width :	15MHz		

QPSK (RB Size 1, RB Offset 0)

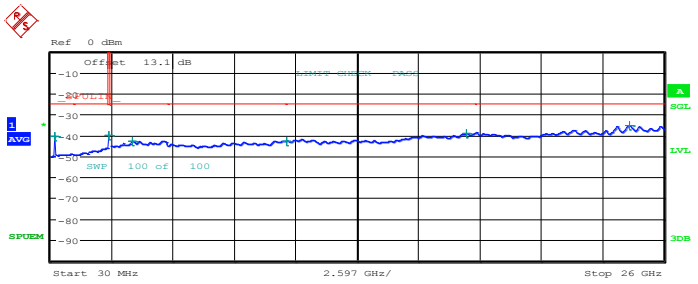

Start [Hz]	Stop [Hz]	RBW [Hz]	Freq [Hz]	PwrAbs [dBm]	Δ Limit [dB]
30.000 M	1.000 G	1.00 M	187.140000 M	-40.50	-15.50
1.000 G	2.490 G	1.00 M	2.488510 G	-40.07	-15.07
2.580 G	5.000 G	1.00 M	3.499600 G	-42.87	-17.87
5.000 G	10.000 G	1.00 M	10.000000 G	-42.76	-17.76
10.000 G	18.000 G	1.00 M	17.648000 G	-39.35	-14.35
18.000 G	26.000 G	1.00 M	24.544000 G	-35.43	-10.43

Date: 26.MAR.2014 10:37:20

16QAM (RB Size 1, RB Offset 0)

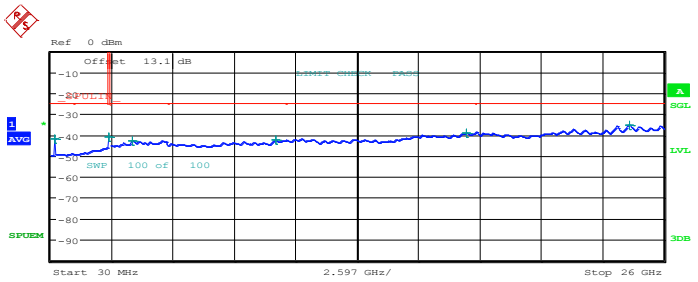

Start [Hz]	Stop [Hz]	RBW [Hz]	Freq [Hz]	PwrAbs [dBm]	Δ Limit [dB]
30.000 M	1.000 G	1.00 M	187.140000 M	-41.87	-16.87
1.000 G	2.490 G	1.00 M	2.488510 G	-41.17	-16.17
2.580 G	5.000 G	1.00 M	3.502020 G	-42.86	-17.86
5.000 G	10.000 G	1.00 M	9.540000 G	-42.71	-17.71
10.000 G	18.000 G	1.00 M	17.632000 G	-39.32	-14.32
18.000 G	26.000 G	1.00 M	24.544000 G	-35.42	-10.42

Date: 26.MAR.2014 10:38:22

Band :	LTE Band 7	Channel :	CH21100 (Middle)
Band Width :	15MHz		

QPSK (RB Size 1, RB Offset 0)

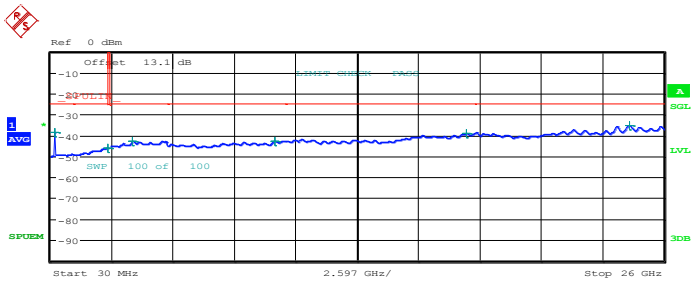

Start [Hz]	Stop [Hz]	RBW [Hz]	Freq [Hz]	PwrAbs [dBm]	Δ Limit [dB]
30.000 M	1.000 G	1.00 M	214.300000 M	-38.74	-13.74
1.000 G	2.490 G	1.00 M	2.454240 G	-46.04	-21.04
2.580 G	5.000 G	1.00 M	3.499600 G	-42.84	-17.84
5.000 G	10.000 G	1.00 M	9.535000 G	-42.76	-17.76
10.000 G	18.000 G	1.00 M	17.648000 G	-39.36	-14.36
18.000 G	26.000 G	1.00 M	24.544000 G	-35.43	-10.43

Date: 26.MAR.2014 10:40:29

16QAM (RB Size 1, RB Offset 0)

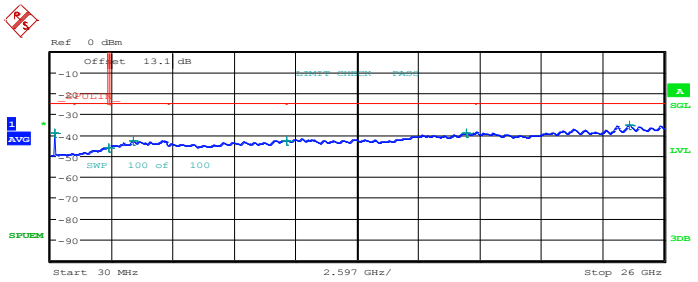

Start [Hz]	Stop [Hz]	RBW [Hz]	Freq [Hz]	PwrAbs [dBm]	Δ Limit [dB]
30.000 M	1.000 G	1.00 M	214.300000 M	-39.16	-14.16
1.000 G	2.490 G	1.00 M	2.484040 G	-46.06	-21.06
2.580 G	5.000 G	1.00 M	3.523800 G	-42.91	-17.91
5.000 G	10.000 G	1.00 M	10.000000 G	-42.76	-17.76
10.000 G	18.000 G	1.00 M	17.640000 G	-39.34	-14.34
18.000 G	26.000 G	1.00 M	24.552000 G	-35.36	-10.36

Date: 26.MAR.2014 10:41:31

Band :	LTE Band 7	Channel :	CH21375 (High)
Band Width :	15MHz		

QPSK (RB Size 1, RB Offset 0)

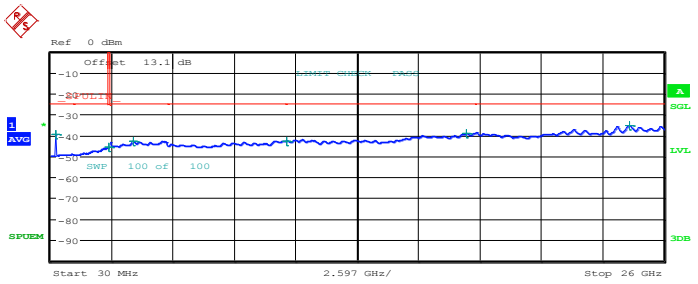

Start [Hz]	Stop [Hz]	RBW [Hz]	Freq [Hz]	PwrAbs [dBm]	Δ Limit [dB]
30.000 M	1.000 G	1.00 M	241.460000 M	-39.73	-14.73
1.000 G	2.490 G	1.00 M	2.469140 G	-46.00	-21.00
2.580 G	5.000 G	1.00 M	3.518960 G	-42.85	-17.85
5.000 G	10.000 G	1.00 M	10.000000 G	-42.76	-17.76
10.000 G	18.000 G	1.00 M	17.648000 G	-39.37	-14.37
18.000 G	26.000 G	1.00 M	24.544000 G	-35.36	-10.36

Date: 26.MAR.2014 10:46:41

16QAM (RB Size 1, RB Offset 0)

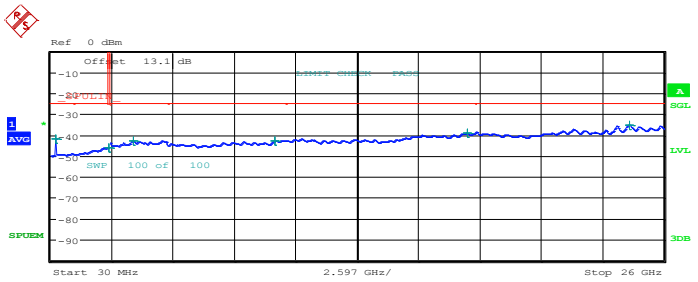

Start [Hz]	Stop [Hz]	RBW [Hz]	Freq [Hz]	PwrAbs [dBm]	Δ Limit [dB]
30.000 M	1.000 G	1.00 M	241.460000 M	-41.93	-16.93
1.000 G	2.490 G	1.00 M	2.469140 G	-46.05	-21.05
2.580 G	5.000 G	1.00 M	3.506860 G	-42.77	-17.77
5.000 G	10.000 G	1.00 M	9.535000 G	-42.78	-17.78
10.000 G	18.000 G	1.00 M	17.656000 G	-39.33	-14.33
18.000 G	26.000 G	1.00 M	24.560000 G	-35.40	-10.40

Date: 26.MAR.2014 10:47:44

Band :	LTE Band 7	Channel :	CH20850 (Low)
Band Width :	20MHz		

QPSK (RB Size 1, RB Offset 0)

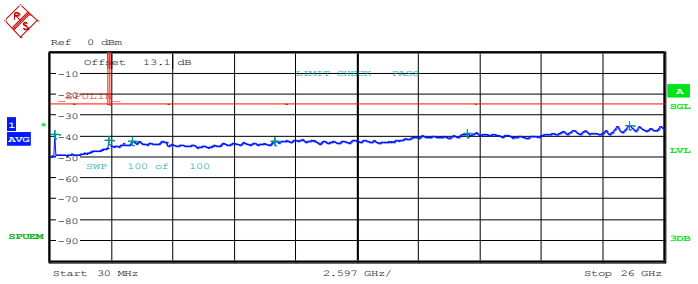

Start [Hz]	Stop [Hz]	RBW [Hz]	Freq [Hz]	PwrAbs [dBm]	Δ Limit [dB]
30.000 M	1.000 G	1.00 M	187.140000 M	-39.87	-14.87
1.000 G	2.490 G	1.00 M	2.484040 G	-42.36	-17.36
2.580 G	5.000 G	1.00 M	3.499600 G	-42.79	-17.79
5.000 G	10.000 G	1.00 M	9.530000 G	-42.75	-17.75
10.000 G	18.000 G	1.00 M	17.664000 G	-39.38	-14.38
18.000 G	26.000 G	1.00 M	24.544000 G	-35.39	-10.39

Date: 26.MAR.2014 10:52:54

16QAM (RB Size 1, RB Offset 0)

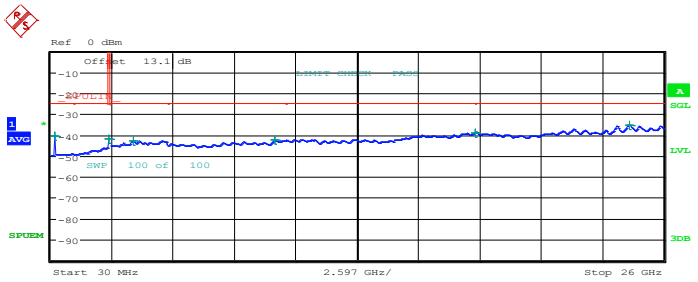

Start [Hz]	Stop [Hz]	RBW [Hz]	Freq [Hz]	PwrAbs [dBm]	Δ Limit [dB]
30.000 M	1.000 G	1.00 M	187.140000 M	-40.71	-15.71
1.000 G	2.490 G	1.00 M	2.484040 G	-42.09	-17.09
2.580 G	5.000 G	1.00 M	3.511700 G	-42.85	-17.85
5.000 G	10.000 G	1.00 M	9.530000 G	-42.72	-17.72
10.000 G	18.000 G	1.00 M	18.000000 G	-39.38	-14.38
18.000 G	26.000 G	1.00 M	24.552000 G	-35.40	-10.40

Date: 26.MAR.2014 10:53:56

Band :	LTE Band 7	Channel :	CH21100 (Middle)
Band Width :	20MHz		

QPSK (RB Size 1, RB Offset 0)

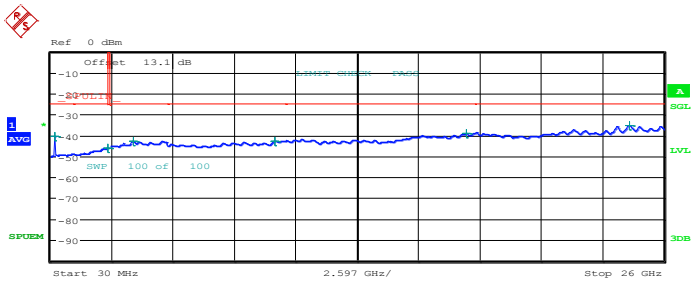

Start [Hz]	Stop [Hz]	RBW [Hz]	Freq [Hz]	PwrAbs [dBm]	Δ Limit [dB]
30.000 M	1.000 G	1.00 M	212.360000 M	-40.83	-15.83
1.000 G	2.490 G	1.00 M	2.458710 G	-46.04	-21.04
2.580 G	5.000 G	1.00 M	3.506860 G	-42.84	-17.84
5.000 G	10.000 G	1.00 M	9.525000 G	-42.76	-17.76
10.000 G	18.000 G	1.00 M	17.648000 G	-39.40	-14.40
18.000 G	26.000 G	1.00 M	24.544000 G	-35.37	-10.37

Date: 26.MAR.2014 10:56:03

16QAM (RB Size 1, RB Offset 0)

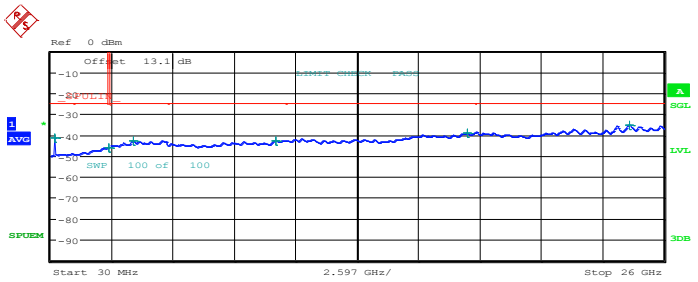

Start [Hz]	Stop [Hz]	RBW [Hz]	Freq [Hz]	PwrAbs [dBm]	Δ Limit [dB]
30.000 M	1.000 G	1.00 M	212.360000 M	-41.76	-16.76
1.000 G	2.490 G	1.00 M	2.470630 G	-46.06	-21.06
2.580 G	5.000 G	1.00 M	3.516540 G	-42.87	-17.87
5.000 G	10.000 G	1.00 M	9.545000 G	-42.80	-17.80
10.000 G	18.000 G	1.00 M	17.656000 G	-39.36	-14.36
18.000 G	26.000 G	1.00 M	24.544000 G	-35.34	-10.34

Date: 26.MAR.2014 10:57:06

Band :	LTE Band 7	Channel :	CH21350 (High)
Band Width :	20MHz		

QPSK (RB Size 1, RB Offset 0)

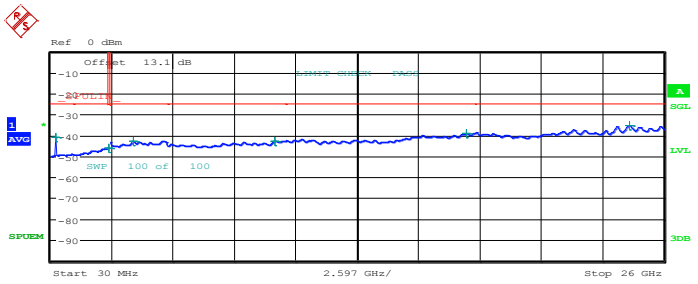

Start [Hz]	Stop [Hz]	RBW [Hz]	Freq [Hz]	PwrAbs [dBm]	Δ Limit [dB]
30.000 M	1.000 G	1.00 M	236.610000 M	-41.12	-16.12
1.000 G	2.490 G	1.00 M	2.478080 G	-46.05	-21.05
2.580 G	5.000 G	1.00 M	3.509280 G	-42.82	-17.82
5.000 G	10.000 G	1.00 M	9.525000 G	-42.74	-17.74
10.000 G	18.000 G	1.00 M	17.648000 G	-39.32	-14.32
18.000 G	26.000 G	1.00 M	24.552000 G	-35.40	-10.40

Date: 26.MAR.2014 11:02:15

16QAM (RB Size 1, RB Offset 0)

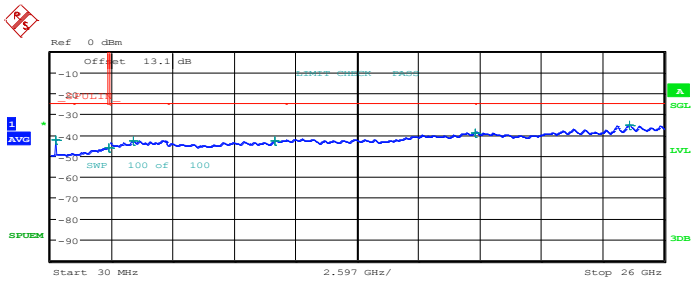

Start [Hz]	Stop [Hz]	RBW [Hz]	Freq [Hz]	PwrAbs [dBm]	Δ Limit [dB]
30.000 M	1.000 G	1.00 M	236.610000 M	-42.58	-17.58
1.000 G	2.490 G	1.00 M	2.488510 G	-46.04	-21.04
2.580 G	5.000 G	1.00 M	3.511700 G	-42.84	-17.84
5.000 G	10.000 G	1.00 M	9.530000 G	-42.74	-17.74
10.000 G	18.000 G	1.00 M	18.000000 G	-39.38	-14.38
18.000 G	26.000 G	1.00 M	24.536000 G	-35.41	-10.41

Date: 26.MAR.2014 11:03:17

3.7 Radiated Spurious Emission Measurement

3.7.1 Description of Radiated Spurious Emission

The radiated spurious emission was measured by substitution method according to ANSI / TIA / EIA-603-C-2004. The power of any emission outside of the authorized operating frequency ranges must be attenuated below the transmitter power (P) by a factor of at least 43 + 10 log (P) dB.

For Band 7

The power of any emission outside of the authorized operating frequency ranges must be attenuated below the transmitter power (P) by a factor of at least 55 + 10 log (P) dB.

The spectrum is scanned from 30 MHz up to a frequency including its 10th harmonic.

3.7.2 Measuring Instruments

The measuring equipment is listed in the section 4 of this test report.

3.7.3 Test Procedures

1. The EUT was placed on a rotatable wooden table with 0.8 meter above ground.
2. The EUT was set 3 meters from the receiving antenna, which was mounted on the antenna tower.
3. The table was rotated 360 degrees to determine the position of the highest spurious emission.
4. The height of the receiving antenna is varied between one meter and four meters to search the maximum spurious emission for both horizontal and vertical polarizations.
5. Make the measurement with the spectrum analyzer's RBW = 1MHz, VBW = 3MHz, taking the record of maximum spurious emission.
6. A horn antenna was substituted in place of the EUT and was driven by a signal generator.
7. Tune the output power of signal generator to the same emission level with EUT maximum spurious emission.
8. Taking the record of output power at antenna port.
9. Repeat step 7 to step 8 for another polarization.
10. The RF fundamental frequency should be excluded against the limit line in the operating frequency band.
    The limit line is derived from 43 + 10log(P)dB below the transmitter power P(Watts)
    = P(W)- [43 + 10log(P)] (dB)
    = [30 + 10log(P)] (dBm) - [43 + 10log(P)] (dB)
    = -13dBm.
    For Band 7
    The limit line is derived from 55 + 10log(P)dB below the transmitter power P(Watts)
11. EIRP (dBm) = S.G. Power – Tx Cable Loss + Tx Antenna Gain
12. ERP (dBm) = EIRP - 2.15

3.7.4 Test Setup

For radiated emissions from 30MHz to 1GHz

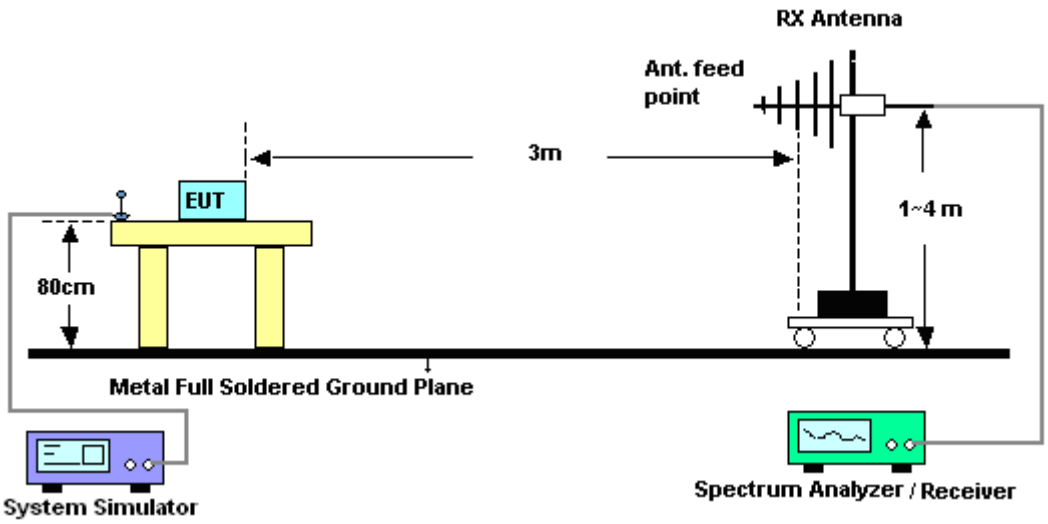

For radiated emissions above 1GHz

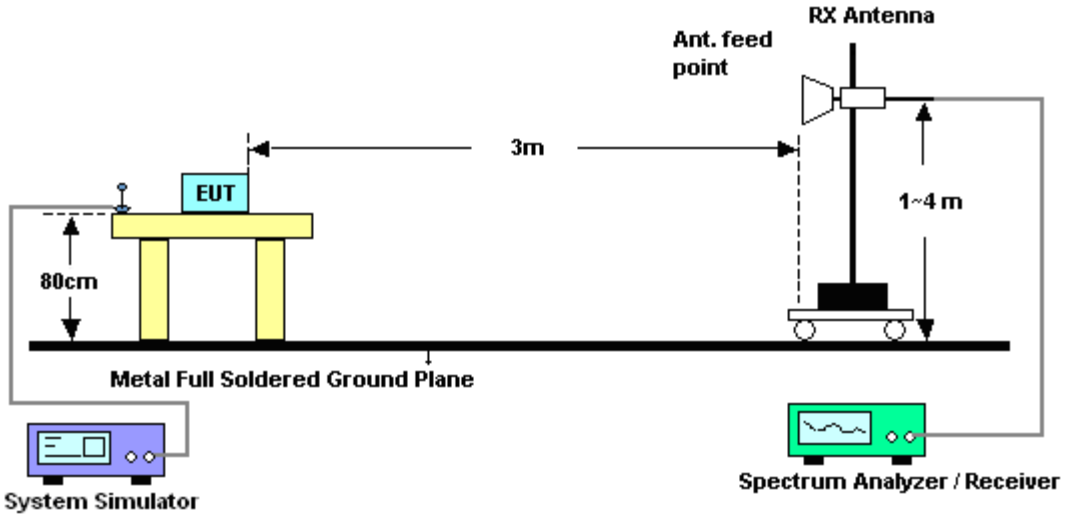

3.7.5 Test Result of Field Strength of Spurious Radiated

<Low Channel>

Band :	LTE Band 5	**Temperature :**	22~24°C
Test Mode :	1.4MHz QPSK RB Size 1 Offset 0	**Relative Humidity :**	50~51%
Test Engineer :	Kyle Jhuang	**Polarization :**	Horizontal
Remark :	Spurious emissions within 30-10th harmonic were found more than 20dB below limit line.		

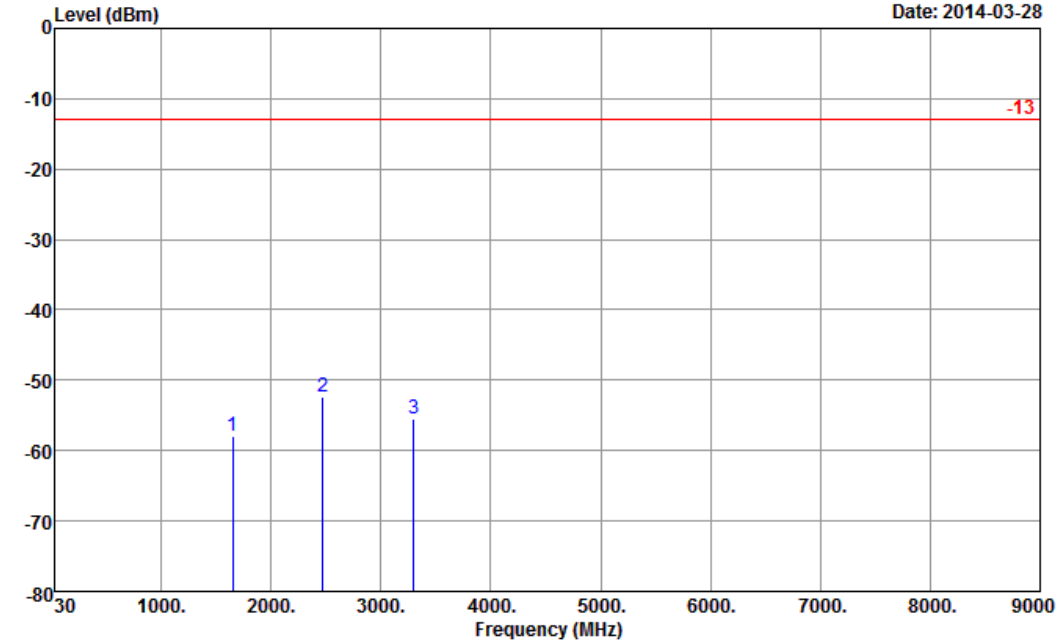

Frequency (MHz)	ERP (dBm)	Limit (dBm)	Over Limit (dB)	SPA Reading (dBm)	S.G. Power (dBm)	TX Cable loss (dB)	TX Antenna Gain (dBi)	Polarization (H/V)	Result
1649	-57.84	-13	-44.84	-48.29	-61.57	1.70	5.43	H	Pass
2473	-52.31	-13	-39.31	-46.24	-56.31	2.15	6.15	H	Pass
3299	-55.52	-13	-42.52	-48.9	-61.22	2.28	7.98	H	Pass

Band :	LTE Band 5	**Temperature :**	22~24°C
Test Mode :	1.4MHz QPSK RB Size 1 Offset 0	**Relative Humidity :**	50~51%
Test Engineer :	Kyle Jhuang	**Polarization :**	Vertical
Remark :	Spurious emissions within 30-10th harmonic were found more than 20dB below limit line.		

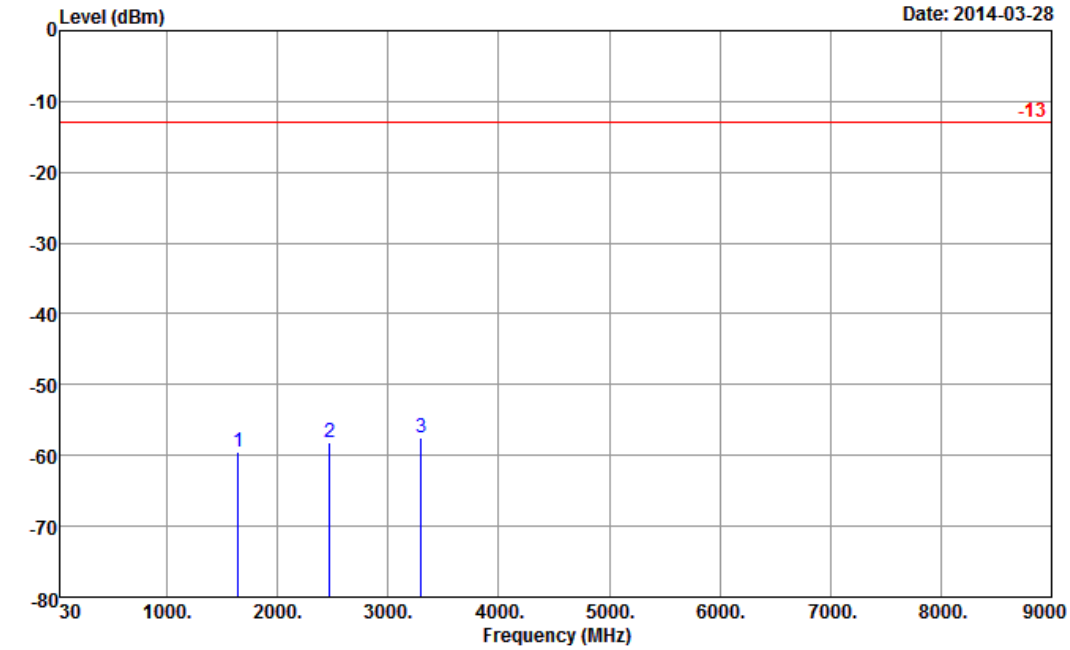

Site : 03CH08-HY
Condition : -13 EIRP_130315 VERTICAL

Frequency (MHz)	ERP (dBm)	Limit (dBm)	Over Limit (dB)	SPA Reading (dBm)	S.G. Power (dBm)	TX Cable loss (dB)	TX Antenna Gain (dBi)	Polarization (H/V)	Result
1648	-59.40	-13	-46.40	-48.26	-63.13	1.70	5.43	V	Pass
2474	-58.11	-13	-45.11	-49.57	-62.11	2.15	6.15	V	Pass
3299	-57.44	-13	-44.44	-50.12	-63.14	2.28	7.98	V	Pass

<Middle Channel>

Band :	LTE Band 5	**Temperature :**	22~24°C
Test Mode :	1.4MHz QPSK RB Size 1 Offset 0	**Relative Humidity :**	50~51%
Test Engineer :	Kyle Jhuang	**Polarization :**	Horizontal
Remark :	Spurious emissions within 30-10th harmonic were found more than 20dB below limit line.		

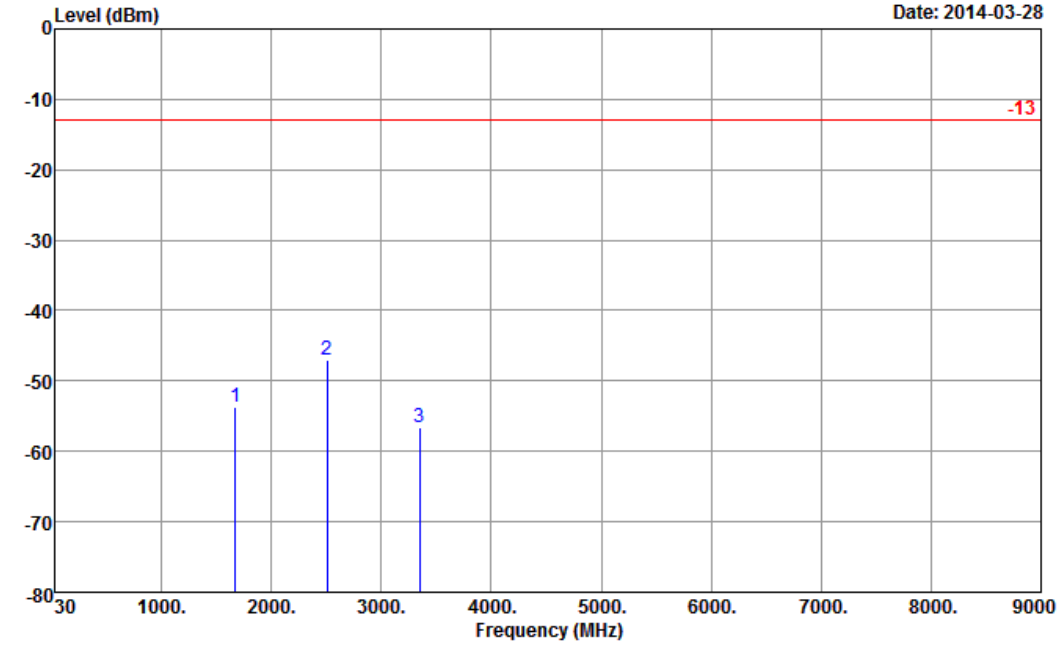

Frequency (MHz)	ERP (dBm)	Limit (dBm)	Over Limit (dB)	SPA Reading (dBm)	S.G. Power (dBm)	TX Cable loss (dB)	TX Antenna Gain (dBi)	Polarization (H/V)	Result
1672	-53.74	-13	-40.74	-44.78	-57.45	1.70	5.41	H	Pass
2509	-47.03	-13	-34.03	-40.68	-51.06	2.15	6.19	H	Pass
3346	-56.60	-13	-43.60	-49.87	-62.33	2.29	8.03	H	Pass

Band :	LTE Band 5	**Temperature :**	22~24°C
Test Mode :	1.4MHz QPSK RB Size 1 Offset 0	**Relative Humidity :**	50~51%
Test Engineer :	Kyle Jhuang	**Polarization :**	Vertical
Remark :	Spurious emissions within 30-10th harmonic were found more than 20dB below limit line.		

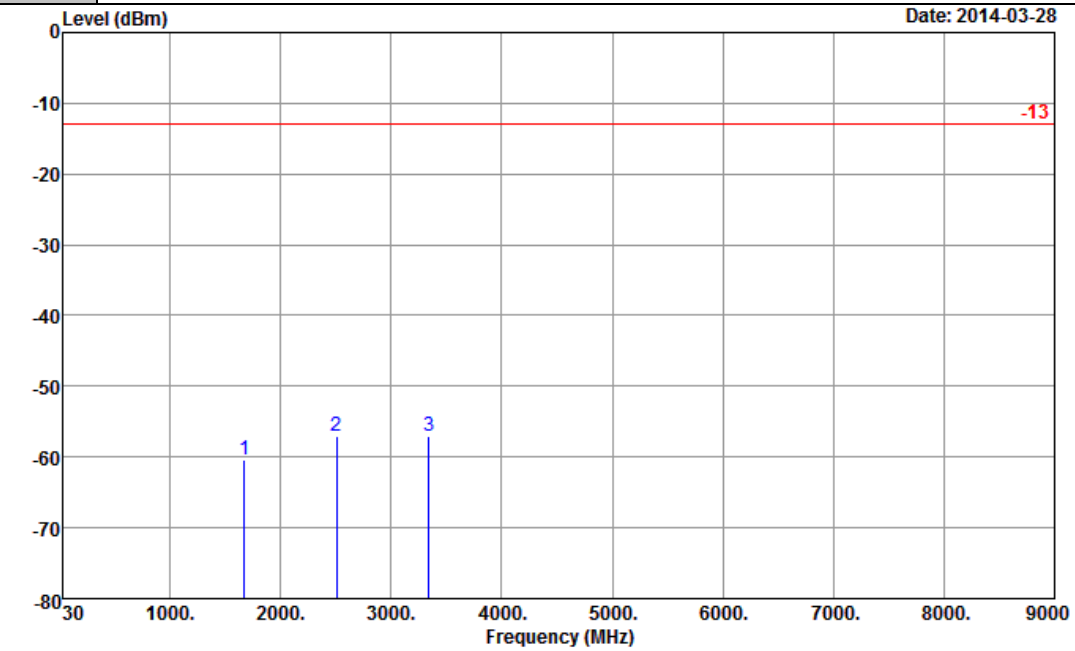

Site : 03CH08-HY
Condition : -13 EIRP_130315 VERTICAL

Frequency (MHz)	ERP (dBm)	Limit (dBm)	Over Limit (dB)	SPA Reading (dBm)	S.G. Power (dBm)	TX Cable loss (dB)	TX Antenna Gain (dBi)	Polarization (H/V)	Result
1672	-60.32	-13	-47.32	-49.1	-64.03	1.70	5.41	V	Pass
2509	-57.09	-13	-44.09	-48.41	-61.12	2.15	6.19	V	Pass
3345	-57.04	-13	-44.04	-50.21	-62.77	2.29	8.03	V	Pass

<High Channel>

Band :	LTE Band 5	**Temperature :**	22~24°C
Test Mode :	1.4MHz QPSK RB Size 1 Offset 0	**Relative Humidity :**	50~51%
Test Engineer :	Kyle Jhuang	**Polarization :**	Horizontal
Remark :	Spurious emissions within 30-10th harmonic were found more than 20dB below limit line.		

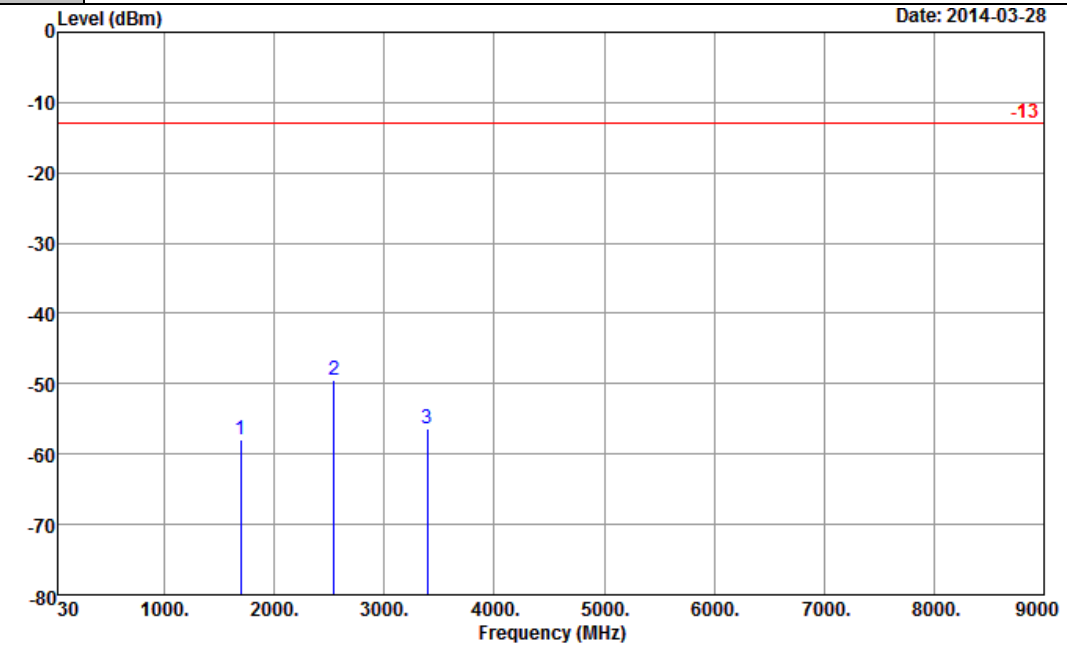

Site : 03CH08-HY
Condition : -13 EIRP_130315 HORIZONTAL

Frequency (MHz)	ERP (dBm)	Limit (dBm)	Over Limit (dB)	SPA Reading (dBm)	S.G. Power (dBm)	TX Cable loss (dB)	TX Antenna Gain (dBi)	Polarization (H/V)	Result
1697	-57.86	-13	-44.86	-48.89	-61.55	1.70	5.40	H	Pass
2545	-49.56	-13	-36.56	-43.39	-53.61	2.16	6.20	H	Pass
3392	-56.34	-13	-43.34	-49.93	-62.11	2.30	8.07	H	Pass

Band :	LTE Band 5	**Temperature :**	22~24°C
Test Mode :	1.4MHz QPSK RB Size 1 Offset 0	**Relative Humidity :**	50~51%
Test Engineer :	Kyle Jhuang	**Polarization :**	Vertical
Remark :	Spurious emissions within 30-10th harmonic were found more than 20dB below limit line.		

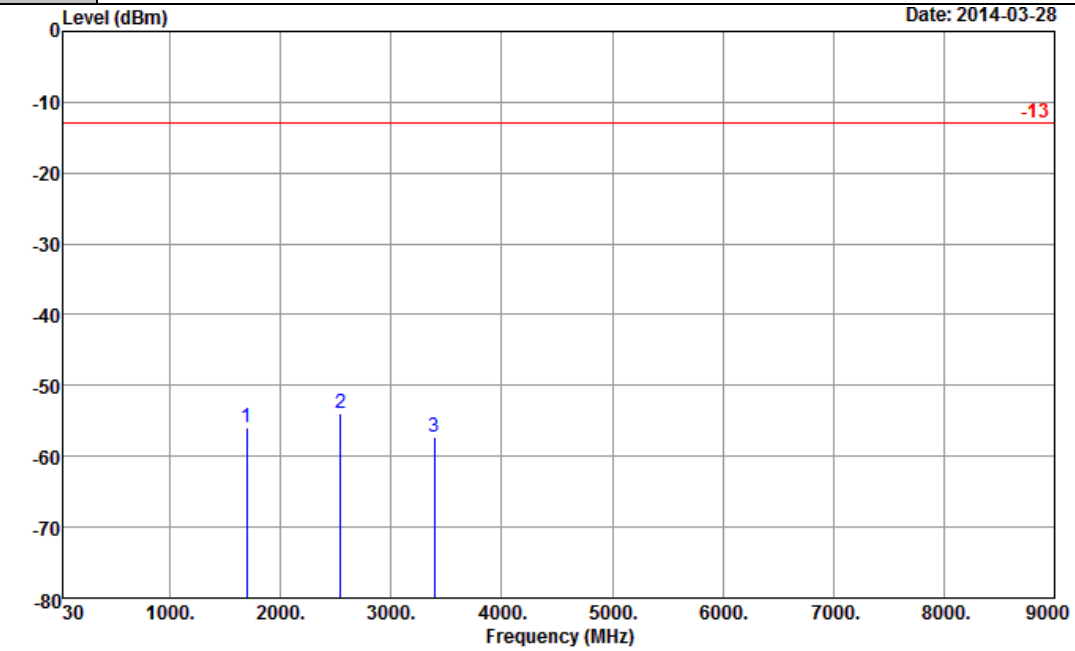

Site : 03CH08-HY
Condition : -13 EIRP_130315 VERTICAL

Frequency (MHz)	ERP (dBm)	Limit (dBm)	Over Limit (dB)	SPA Reading (dBm)	S.G. Power (dBm)	TX Cable loss (dB)	TX Antenna Gain (dBi)	Polarization (H/V)	Result
1693	-56.02	-13	-43.02	-45.18	-59.71	1.70	5.40	V	Pass
2545	-54.01	-13	-41.01	-45.42	-58.06	2.16	6.20	V	Pass
3392	-57.35	-13	-44.35	-50	-63.12	2.30	8.07	V	Pass

<Low Channel>

Band :	LTE Band 5	**Temperature :**	22~24°C
Test Mode :	3MHz QPSK RB Size 1 Offset 0	**Relative Humidity :**	50~51%
Test Engineer :	Kyle Jhuang	**Polarization :**	Horizontal
Remark :	Spurious emissions within 30-10th harmonic were found more than 20dB below limit line.		

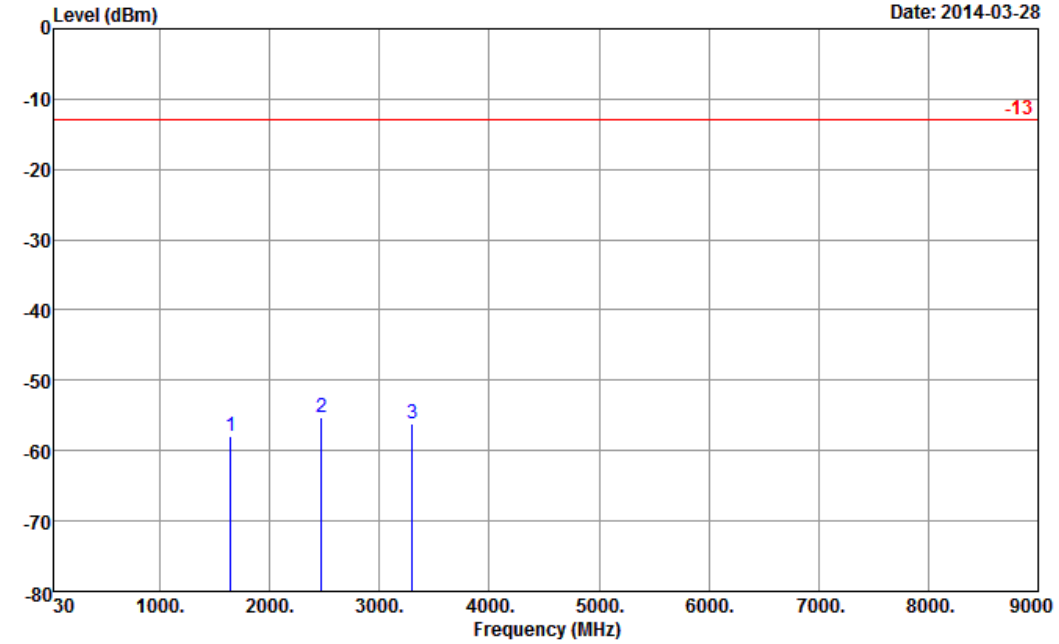

Site : 03CH08-HY
Condition : -13 EIRP_130315 HORIZONTAL

Frequency (MHz)	ERP (dBm)	Limit (dBm)	Over Limit (dB)	SPA Reading (dBm)	S.G. Power (dBm)	TX Cable loss (dB)	TX Antenna Gain (dBi)	Polarization (H/V)	Result
1648	-57.86	-13	-44.86	-48.27	-61.59	1.70	5.43	H	Pass
2475	-55.37	-13	-42.37	-49.19	-59.38	2.15	6.16	H	Pass
3300	-56.26	-13	-43.26	-49.64	-61.96	2.28	7.98	H	Pass

Band :	LTE Band 5	**Temperature :**	22~24°C
Test Mode :	3MHz QPSK RB Size 1 Offset 0	**Relative Humidity :**	50~51%
Test Engineer :	Kyle Jhuang	**Polarization :**	Vertical
Remark :	Spurious emissions within 30-10th harmonic were found more than 20dB below limit line.		

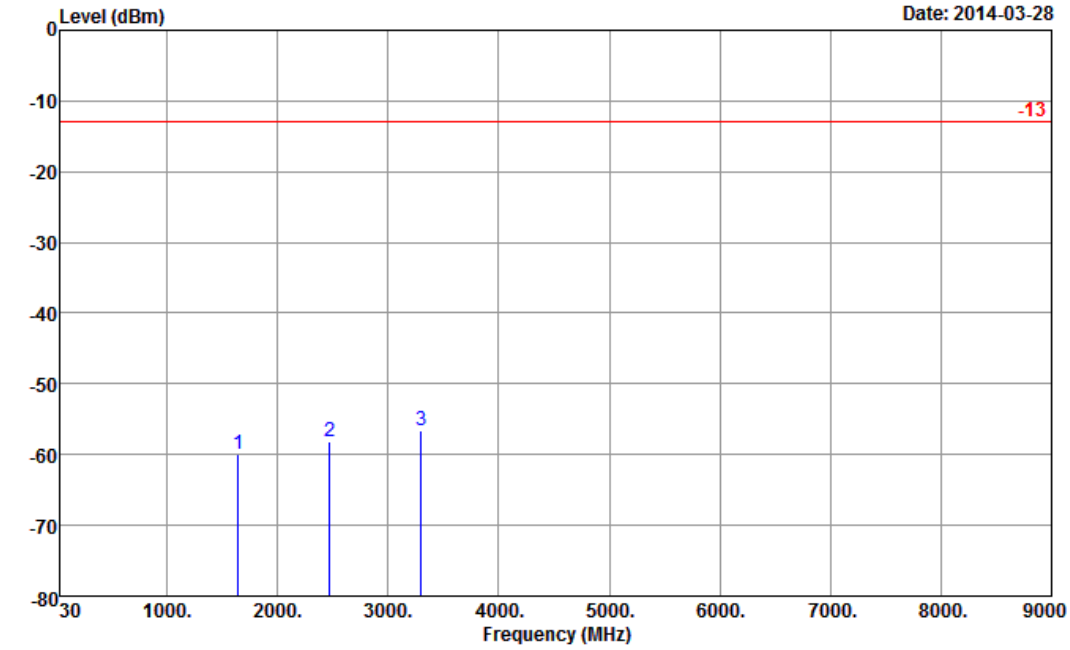

Site : 03CH08-HY
Condition : -13 EIRP_130315 VERTICAL

Frequency (MHz)	ERP (dBm)	Limit (dBm)	Over Limit (dB)	SPA Reading (dBm)	S.G. Power (dBm)	TX Cable loss (dB)	TX Antenna Gain (dBi)	Polarization (H/V)	Result
1648	-59.99	-13	-46.99	-48.6	-63.72	1.70	5.43	V	Pass
2475	-58.22	-13	-45.22	-49.38	-62.23	2.15	6.16	V	Pass
3300	-56.63	-13	-43.63	-49.48	-62.33	2.28	7.98	V	Pass

<Middle Channel>

Band :	LTE Band 5	**Temperature :**	22~24°C
Test Mode :	3MHz QPSK RB Size 1 Offset 0	**Relative Humidity :**	50~51%
Test Engineer :	Kyle Jhuang	**Polarization :**	Horizontal
Remark :	Spurious emissions within 30-10th harmonic were found more than 20dB below limit line.		

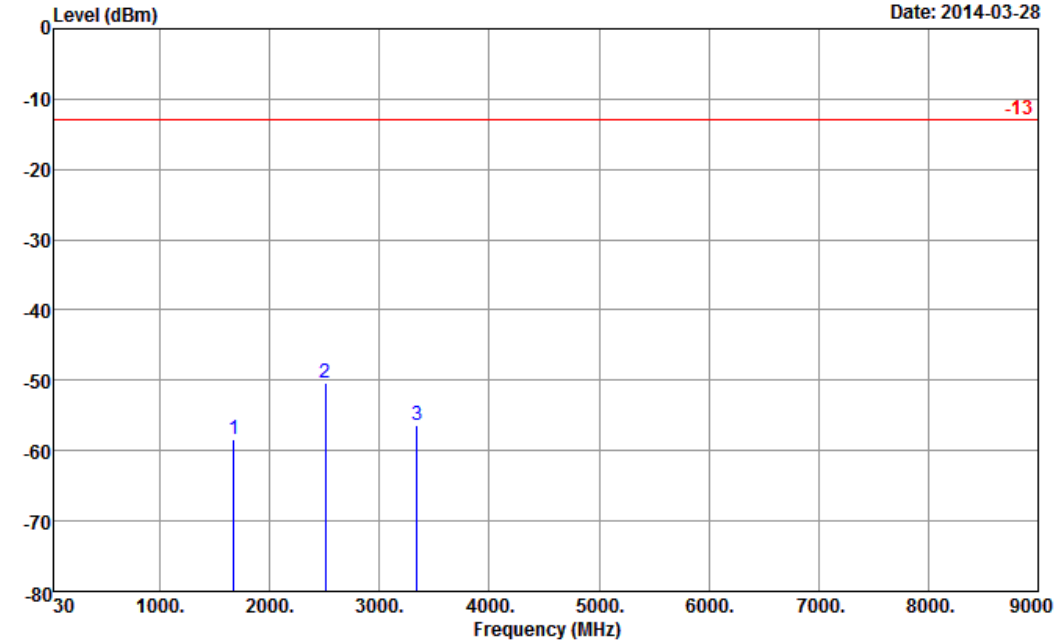

Site : 03CH08-HY
Condition : -13 EIRP_130315 HORIZONTAL

Frequency (MHz)	ERP (dBm)	Limit (dBm)	Over Limit (dB)	SPA Reading (dBm)	S.G. Power (dBm)	TX Cable loss (dB)	TX Antenna Gain (dBi)	Polarization (H/V)	Result
1671	-58.44	-13	-45.44	-49.25	-62.15	1.70	5.41	H	Pass
2506	-50.46	-13	-37.46	-43.91	-54.49	2.15	6.19	H	Pass
3343	-56.35	-13	-43.35	-49.65	-62.08	2.29	8.03	H	Pass

Band :	LTE Band 5	**Temperature :**	22~24°C
Test Mode :	3MHz QPSK RB Size 1 Offset 0	**Relative Humidity :**	50~51%
Test Engineer :	Kyle Jhuang	**Polarization :**	Vertical
Remark :	Spurious emissions within 30-10th harmonic were found more than 20dB below limit line.		

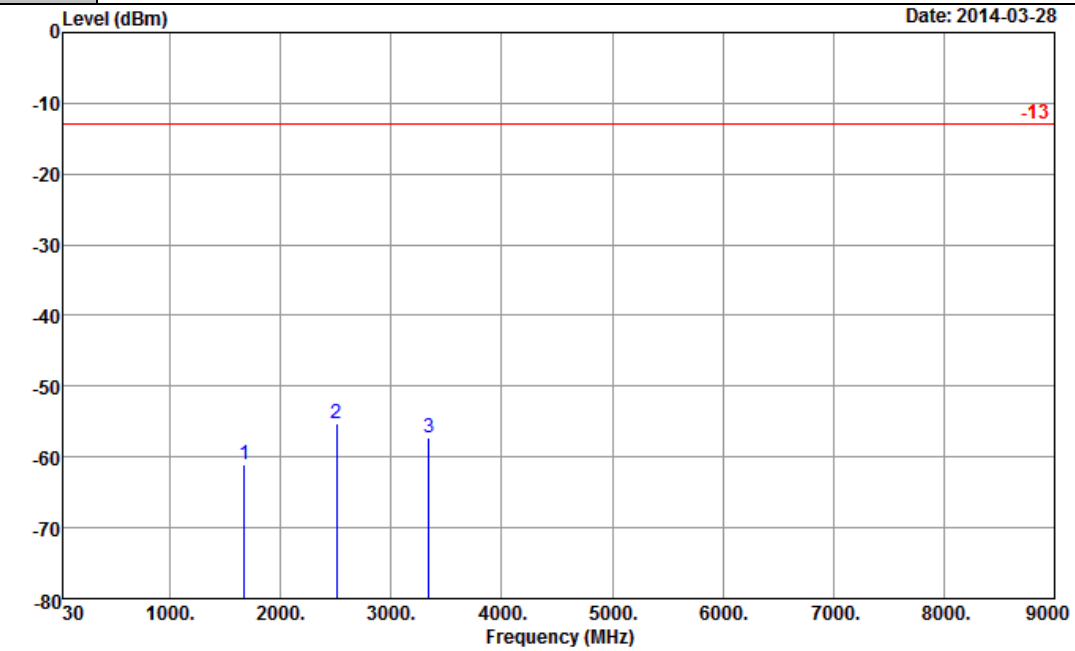

Site : 03CH08-HY
Condition : -13 EIRP_130315 VERTICAL

Frequency (MHz)	ERP (dBm)	Limit (dBm)	Over Limit (dB)	SPA Reading (dBm)	S.G. Power (dBm)	TX Cable loss (dB)	TX Antenna Gain (dBi)	Polarization (H/V)	Result
1671	-61.05	-13	-48.05	-49.85	-64.76	1.70	5.41	V	Pass
2506	-55.19	-13	-42.19	-46.77	-59.22	2.15	6.19	V	Pass
3344	-57.18	-13	-44.18	-49.68	-62.91	2.29	8.03	V	Pass

<High Channel>

Band :	LTE Band 5	**Temperature :**	22~24°C
Test Mode :	3MHz QPSK RB Size 1 Offset 0	**Relative Humidity :**	50~51%
Test Engineer :	Kyle Jhuang	**Polarization :**	Horizontal
Remark :	Spurious emissions within 30-10th harmonic were found more than 20dB below limit line.		

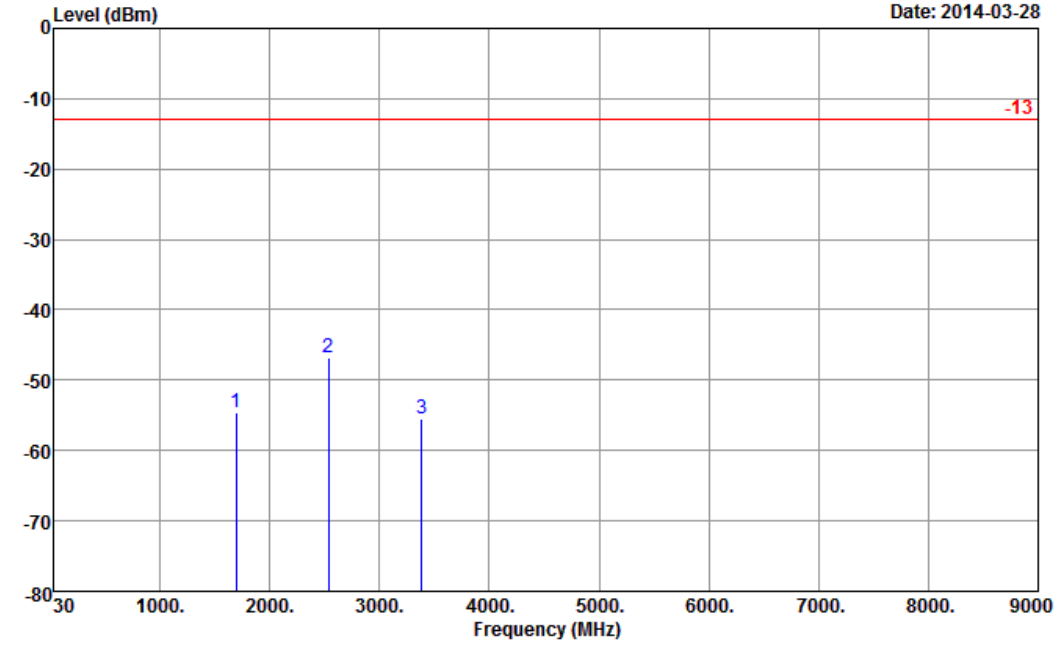

Site : 03CH08-HY
Condition : -13 EIRP_130315 HORIZONTAL

Frequency (MHz)	ERP (dBm)	Limit (dBm)	Over Limit (dB)	SPA Reading (dBm)	S.G. Power (dBm)	TX Cable loss (dB)	TX Antenna Gain (dBi)	Polarization (H/V)	Result
1693	-54.53	-13	-41.53	-45.79	-58.22	1.70	5.40	H	Pass
2539	-46.83	-13	-33.83	-40.79	-50.88	2.16	6.20	H	Pass
3386	-55.52	-13	-42.52	-49.03	-61.29	2.30	8.07	H	Pass

Band :	LTE Band 5	**Temperature :**	22~24°C
Test Mode :	3MHz QPSK RB Size 1 Offset 0	**Relative Humidity :**	50~51%
Test Engineer :	Kyle Jhuang	**Polarization :**	Vertical
Remark :	Spurious emissions within 30-10th harmonic were found more than 20dB below limit line.		

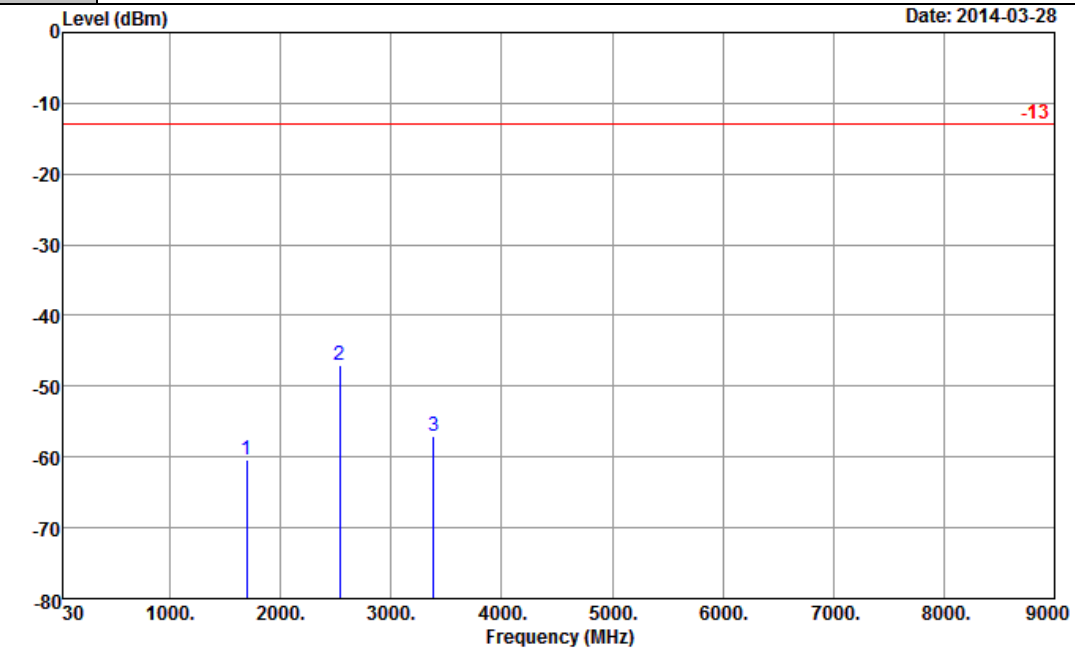

Site : 03CH08-HY
Condition : -13 EIRP_130315 VERTICAL

Frequency (MHz)	ERP (dBm)	Limit (dBm)	Over Limit (dB)	SPA Reading (dBm)	S.G. Power (dBm)	TX Cable loss (dB)	TX Antenna Gain (dBi)	Polarization (H/V)	Result
1693	-60.49	-13	-47.49	-49.75	-64.18	1.70	5.40	V	Pass
2539	-47.12	-13	-34.12	-38.41	-51.17	2.16	6.20	V	Pass
3386	-57.11	-13	-44.11	-49.66	-62.88	2.30	8.07	V	Pass

<Low Channel>

Band :	LTE Band 5	**Temperature :**	22~24°C
Test Mode :	5MHz QPSK RB Size 1 Offset 0	**Relative Humidity :**	50~51%
Test Engineer :	Kyle Jhuang	**Polarization :**	Horizontal
Remark :	Spurious emissions within 30-10th harmonic were found more than 20dB below limit line.		

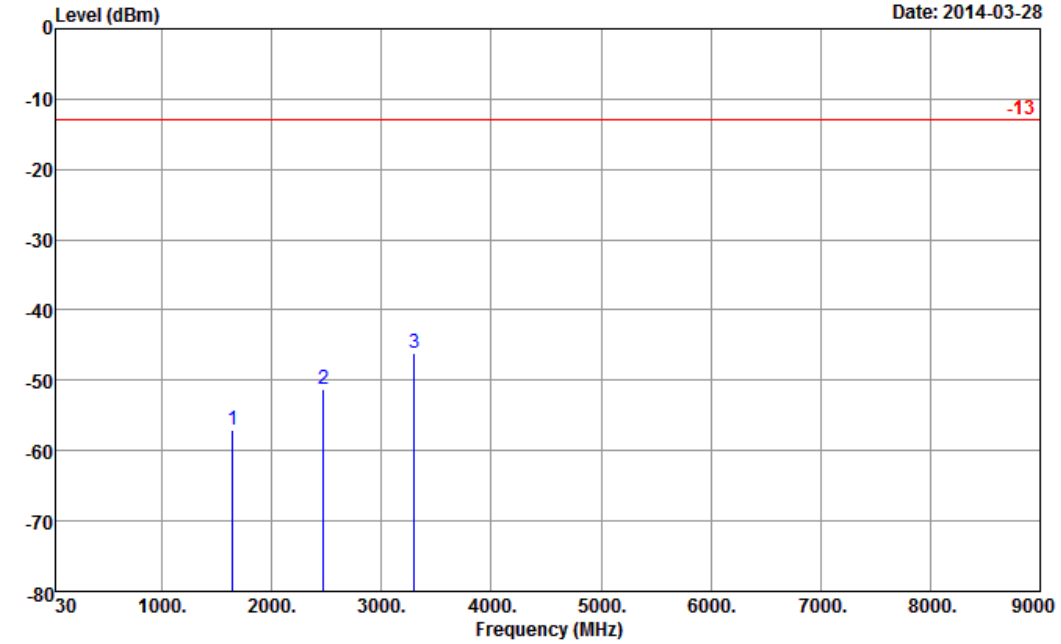

Site : 03CH08-HY
Condition : -13 EIRP_130315 HORIZONTAL

Frequency (MHz)	ERP (dBm)	Limit (dBm)	Over Limit (dB)	SPA Reading (dBm)	S.G. Power (dBm)	TX Cable loss (dB)	TX Antenna Gain (dBi)	Polarization (H/V)	Result
1648	-56.94	-13	-43.94	-47.32	-60.67	1.70	5.42	H	Pass
2473	-51.30	-13	-38.30	-44.82	-55.31	2.15	6.16	H	Pass
3298	-46.02	-13	-33.02	-49.45	-51.72	2.28	7.99	H	Pass

Band :	LTE Band 5	**Temperature :**	22~24°C
Test Mode :	5MHz QPSK RB Size 1 Offset 0	**Relative Humidity :**	50~51%
Test Engineer :	Kyle Jhuang	**Polarization :**	Vertical
Remark :	Spurious emissions within 30-10th harmonic were found more than 20dB below limit line.		

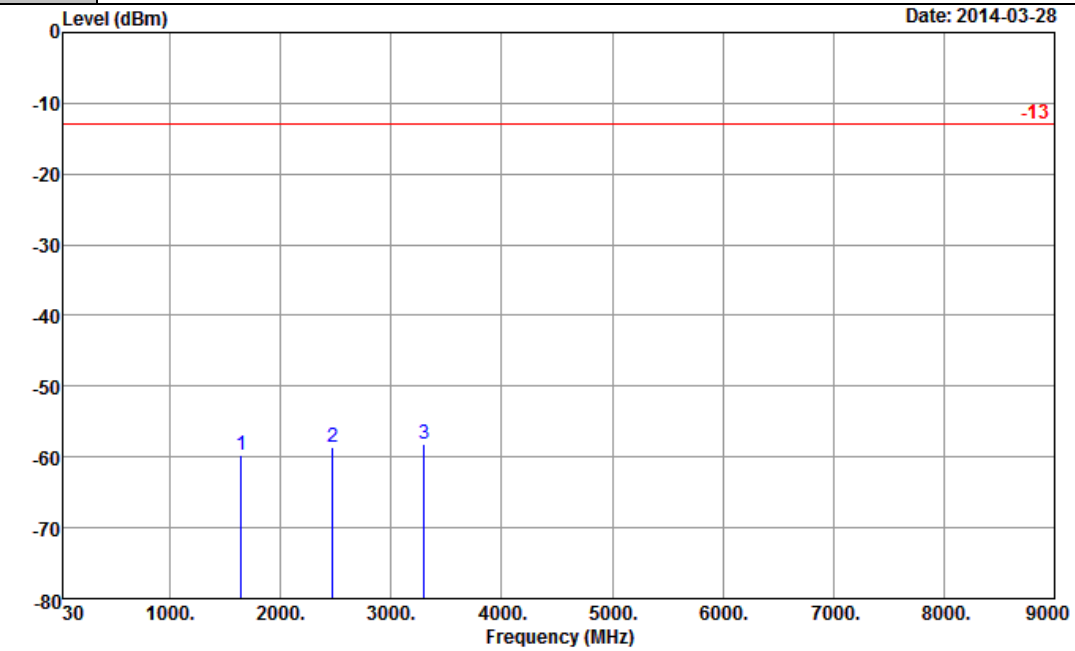

Site : 03CH08-HY
Condition : -13 EIRP_130315 VERTICAL

Frequency (MHz)	ERP (dBm)	Limit (dBm)	Over Limit (dB)	SPA Reading (dBm)	S.G. Power (dBm)	TX Cable loss (dB)	TX Antenna Gain (dBi)	Polarization (H/V)	Result
1648	-59.82	-13	-46.82	-48.55	-63.55	1.70	5.42	V	Pass
2473	-58.54	-13	-45.54	-49.92	-62.55	2.15	6.16	V	Pass
3298	-58.15	-13	-45.15	-50.84	-63.85	2.28	7.99	V	Pass

<Middle Channel>

Band :	LTE Band 5	**Temperature :**	22~24°C
Test Mode :	5MHz QPSK RB Size 1 Offset 0	**Relative Humidity :**	50~51%
Test Engineer :	Kyle Jhuang	**Polarization :**	Horizontal
Remark :	Spurious emissions within 30-10th harmonic were found more than 20dB below limit line.		

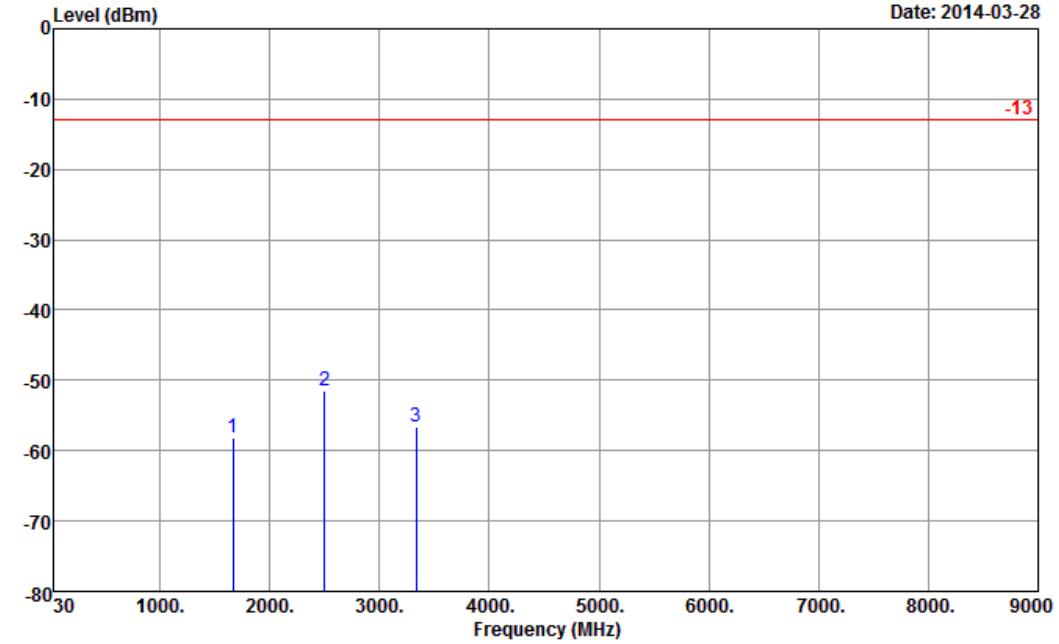

Site : 03CH08-HY
Condition : -13 EIRP_130315 HORIZONTAL

Frequency (MHz)	ERP (dBm)	Limit (dBm)	Over Limit (dB)	SPA Reading (dBm)	S.G. Power (dBm)	TX Cable loss (dB)	TX Antenna Gain (dBi)	Polarization (H/V)	Result
1669	-58.10	-13	-45.10	-48.54	-61.81	1.70	5.41	H	Pass
2503	-51.43	-13	-38.43	-44.56	-55.46	2.15	6.19	H	Pass
3338	-56.60	-13	-43.60	-49.77	-62.33	2.29	8.03	H	Pass

Band :	LTE Band 5	**Temperature :**	22~24°C
Test Mode :	5MHz QPSK RB Size 1 Offset 0	**Relative Humidity :**	50~51%
Test Engineer :	Kyle Jhuang	**Polarization :**	Vertical
Remark :	Spurious emissions within 30-10th harmonic were found more than 20dB below limit line.		

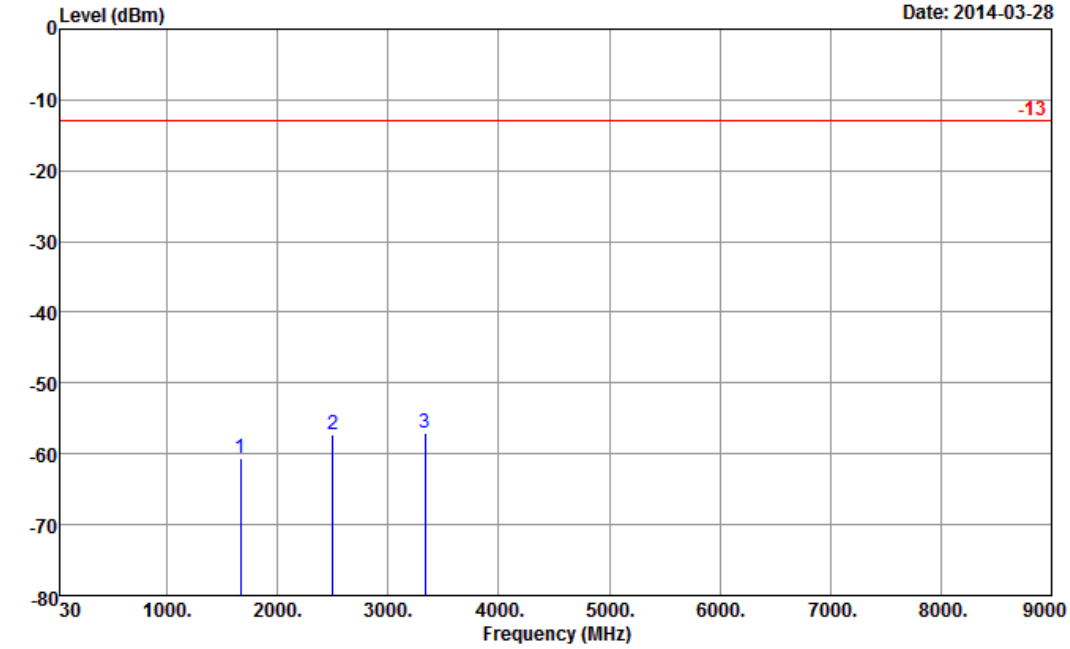

Site : 03CH08-HY
Condition : -13 EIRP_130315 VERTICAL

Frequency (MHz)	ERP (dBm)	Limit (dBm)	Over Limit (dB)	SPA Reading (dBm)	S.G. Power (dBm)	TX Cable loss (dB)	TX Antenna Gain (dBi)	Polarization (H/V)	Result
1669	-60.68	-13	-47.68	-49.62	-64.39	1.70	5.41	V	Pass
2503	-57.19	-13	-44.19	-48.39	-61.22	2.15	6.19	V	Pass
3338	-57.06	-13	-44.06	-49.73	-62.79	2.29	8.03	V	Pass

<High Channel>

Band :	LTE Band 5	**Temperature :**	22~24°C
Test Mode :	5MHz QPSK RB Size 1 Offset 0	**Relative Humidity :**	50~51%
Test Engineer :	Kyle Jhuang	**Polarization :**	Horizontal
Remark :	Spurious emissions within 30-10th harmonic were found more than 20dB below limit line.		

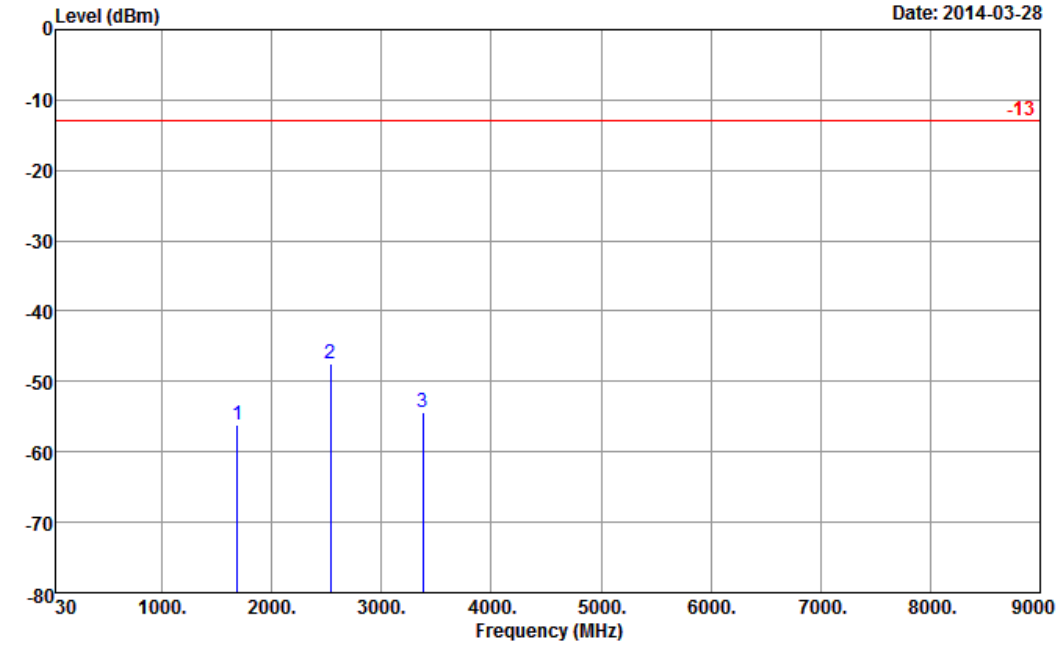

Site : 03CH08-HY
Condition : -13 EIRP_130315 HORIZONTAL

Frequency (MHz)	ERP (dBm)	Limit (dBm)	Over Limit (dB)	SPA Reading (dBm)	S.G. Power (dBm)	TX Cable loss (dB)	TX Antenna Gain (dBi)	Polarization (H/V)	Result
1690	-56.08	-13	-43.08	-47	-59.77	1.70	5.40	H	Pass
2533	-47.40	-13	-34.40	-41.15	-51.44	2.16	6.20	H	Pass
3379	-54.44	-13	-41.44	-47.7	-60.21	2.30	8.07	H	Pass

Band :	LTE Band 5	**Temperature :**	22~24°C
Test Mode :	5MHz QPSK RB Size 1 Offset 0	**Relative Humidity :**	50~51%
Test Engineer :	Kyle Jhuang	**Polarization :**	Vertical
Remark :	Spurious emissions within 30-10th harmonic were found more than 20dB below limit line.		

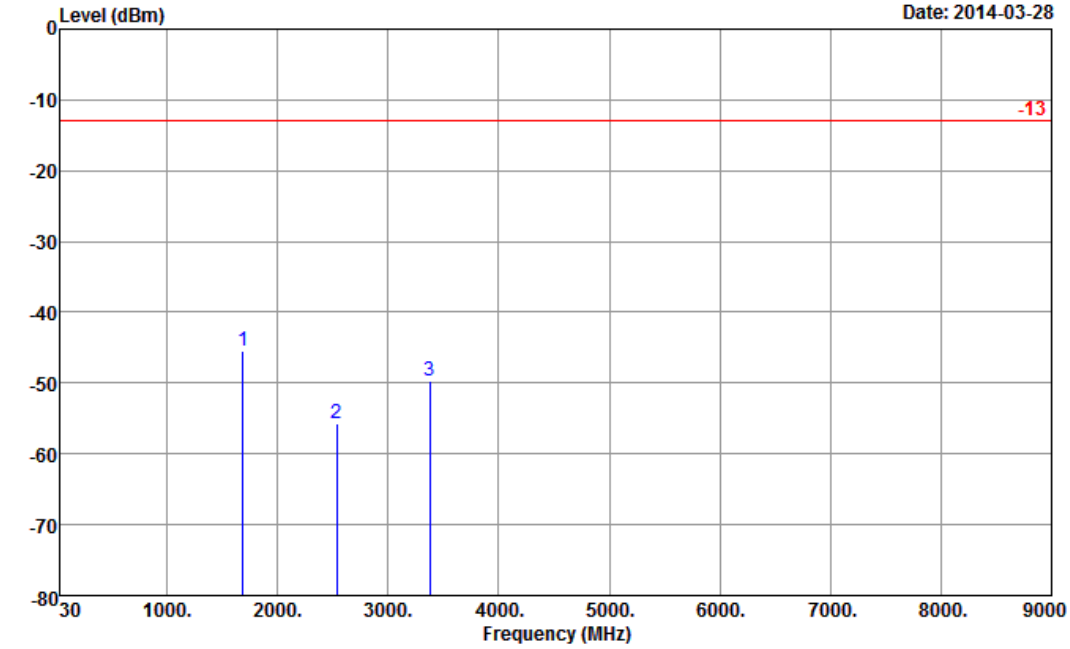

Site : 03CH08-HY
Condition : -13 EIRP_130315 VERTICAL

Frequency (MHz)	ERP (dBm)	Limit (dBm)	Over Limit (dB)	SPA Reading (dBm)	S.G. Power (dBm)	TX Cable loss (dB)	TX Antenna Gain (dBi)	Polarization (H/V)	Result
1687	-45.42	-13	-32.42	-34.35	-49.11	1.70	5.40	V	Pass
2533	-55.71	-13	-42.71	-47.01	-59.75	2.16	6.20	V	Pass
3379	-49.60	-13	-36.60	-42.6	-55.37	2.30	8.07	V	Pass

<Low Channel>

Band :	LTE Band 5	**Temperature :**	22~24°C
Test Mode :	10MHz QPSK RB Size 1 Offset 0	**Relative Humidity :**	50~51%
Test Engineer :	Kyle Jhuang	**Polarization :**	Horizontal
Remark :	Spurious emissions within 30-10th harmonic were found more than 20dB below limit line.		

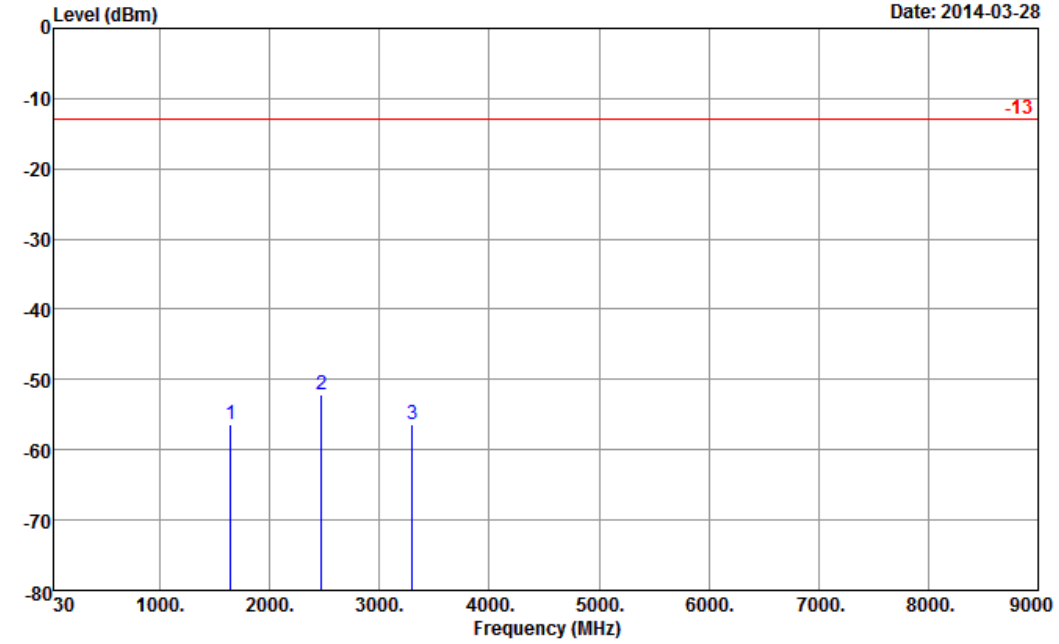

Site : 03CH08-HY
Condition : -13 EIRP_130315 HORIZONTAL

Frequency (MHz)	ERP (dBm)	Limit (dBm)	Over Limit (dB)	SPA Reading (dBm)	S.G. Power (dBm)	TX Cable loss (dB)	TX Antenna Gain (dBi)	Polarization (H/V)	Result
1648	-56.30	-13	-43.30	-46.59	-60.02	1.70	5.42	H	Pass
2473	-52.25	-13	-39.25	-45.83	-56.26	2.15	6.17	H	Pass
3296	-56.34	-13	-43.34	-49.71	-62.05	2.29	8.00	H	Pass

Band :	LTE Band 5	**Temperature :**	22~24°C
Test Mode :	10MHz QPSK RB Size 1 Offset 0	**Relative Humidity :**	50~51%
Test Engineer :	Kyle Jhuang	**Polarization :**	Vertical
Remark :	Spurious emissions within 30-10th harmonic were found more than 20dB below limit line.		

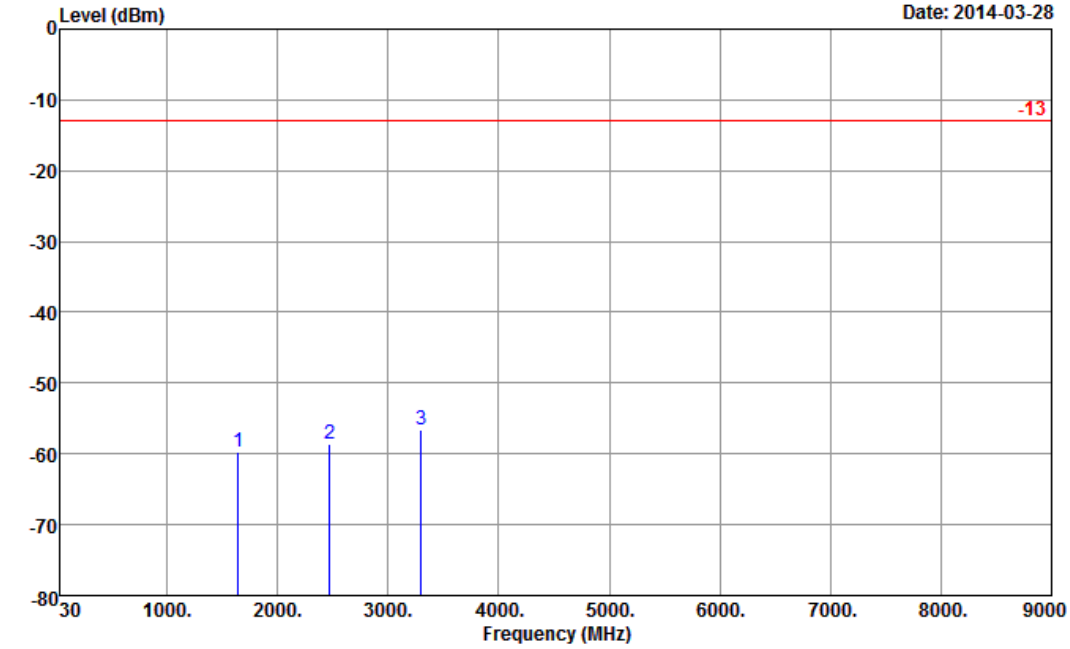

Site : 03CH08-HY
Condition : -13 EIRP_130315 VERTICAL

Frequency (MHz)	ERP (dBm)	Limit (dBm)	Over Limit (dB)	SPA Reading (dBm)	S.G. Power (dBm)	TX Cable loss (dB)	TX Antenna Gain (dBi)	Polarization (H/V)	Result
1648	-59.83	-13	-46.83	-48.53	-63.55	1.70	5.42	V	Pass
2473	-58.58	-13	-45.58	-49.9	-62.59	2.15	6.17	V	Pass
3296	-56.62	-13	-43.62	-49.3	-62.33	2.29	8.00	V	Pass

<Middle Channel>

Band :	LTE Band 5	**Temperature :**	22~24°C
Test Mode :	10MHz QPSK RB Size 1 Offset 0	**Relative Humidity :**	50~51%
Test Engineer :	Kyle Jhuang	**Polarization :**	Horizontal
Remark :	Spurious emissions within 30-10th harmonic were found more than 20dB below limit line.		

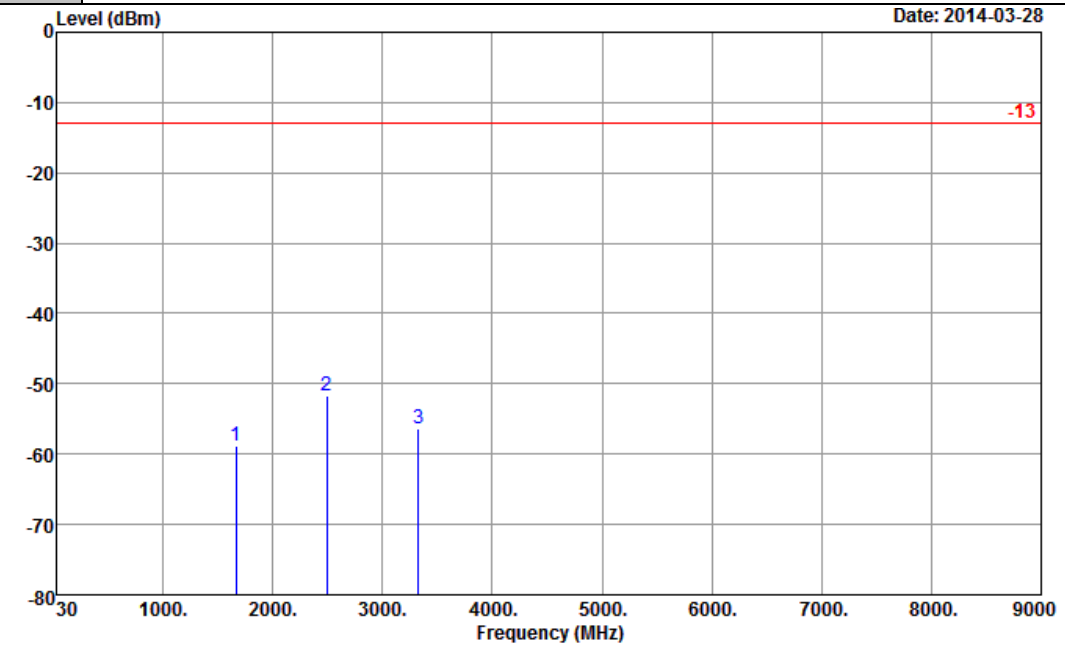

Site : 03CH08-HY
Condition : -13 EIRP_130315 HORIZONTAL

Frequency (MHz)	ERP (dBm)	Limit (dBm)	Over Limit (dB)	SPA Reading (dBm)	S.G. Power (dBm)	TX Cable loss (dB)	TX Antenna Gain (dBi)	Polarization (H/V)	Result
1665	-58.72	-13	-45.72	-49.24	-62.43	1.70	5.41	H	Pass
2497	-51.59	-13	-38.59	-44.94	-55.62	2.15	6.19	H	Pass
3330	-56.31	-13	-43.31	-49.57	-62.04	2.29	8.03	H	Pass

Band :	LTE Band 5	**Temperature :**	22~24°C
Test Mode :	10MHz QPSK RB Size 1 Offset 0	**Relative Humidity :**	50~51%
Test Engineer :	Kyle Jhuang	**Polarization :**	Vertical
Remark :	Spurious emissions within 30-10th harmonic were found more than 20dB below limit line.		

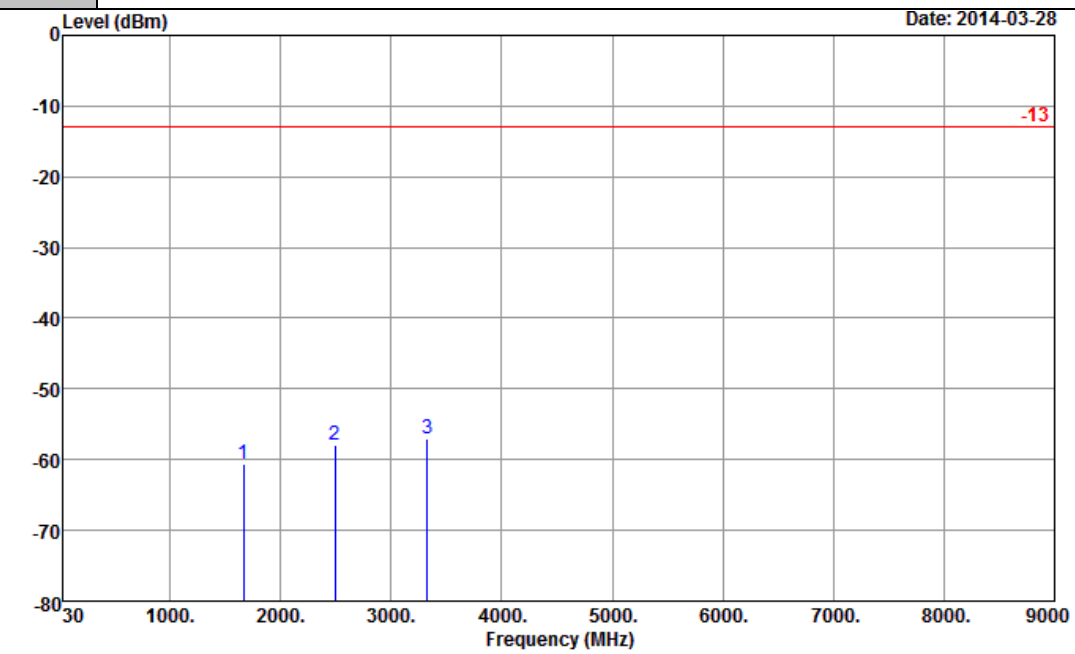

Site : 03CH08-HY
Condition : -13 EIRP_130315 VERTICAL

Frequency (MHz)	ERP (dBm)	Limit (dBm)	Over Limit (dB)	SPA Reading (dBm)	S.G. Power (dBm)	TX Cable loss (dB)	TX Antenna Gain (dBi)	Polarization (H/V)	Result
1666	-60.54	-13	-47.54	-49.27	-64.25	1.70	5.41	V	Pass
2497	-57.85	-13	-44.85	-49.18	-61.88	2.15	6.19	V	Pass
3330	-56.97	-13	-43.97	-49.62	-62.7	2.29	8.03	V	Pass

<High Channel>

Band :	LTE Band 5	**Temperature :**	22~24°C
Test Mode :	10MHz QPSK RB Size 1 Offset 0	**Relative Humidity :**	50~51%
Test Engineer :	Kyle Jhuang	**Polarization :**	Horizontal
Remark :	Spurious emissions within 30-10th harmonic were found more than 20dB below limit line.		

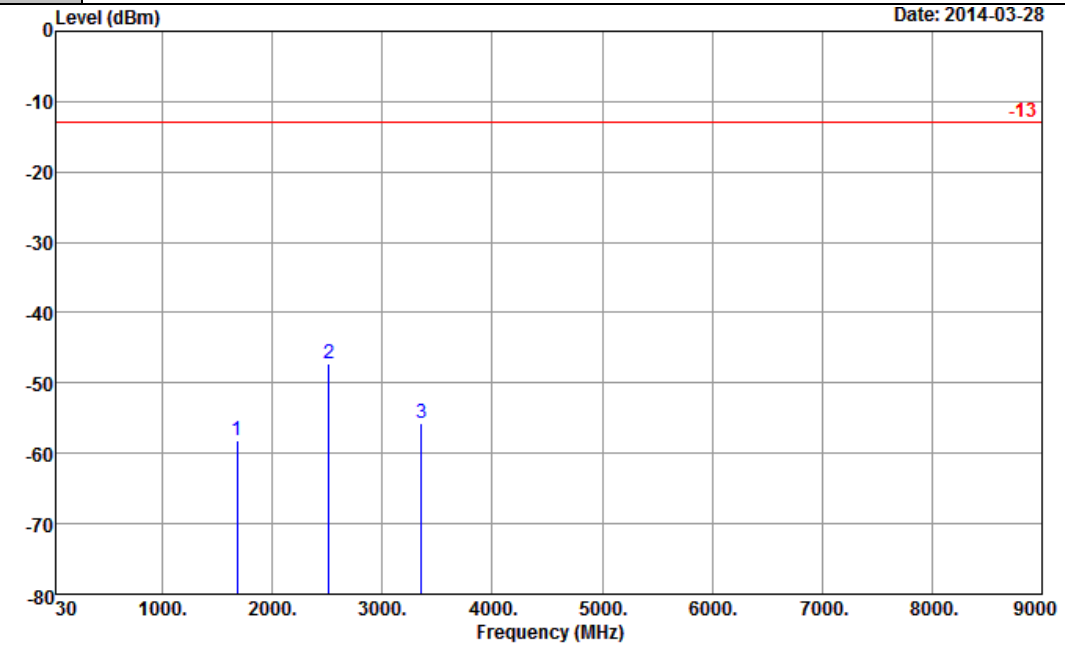

Site : 03CH08-HY
Condition : -13 EIRP_130315 HORIZONTAL

Frequency (MHz)	ERP (dBm)	Limit (dBm)	Over Limit (dB)	SPA Reading (dBm)	S.G. Power (dBm)	TX Cable loss (dB)	TX Antenna Gain (dBi)	Polarization (H/V)	Result
1678	-58.12	-13	-45.12	-48.84	-61.82	1.70	5.40	H	Pass
2518	-47.27	-13	-34.27	-40.77	-51.31	2.16	6.20	H	Pass
3356	-55.62	-13	-42.62	-49.03	-61.38	2.30	8.06	H	Pass

Band :	LTE Band 5	**Temperature :**	22~24°C
Test Mode :	10MHz QPSK RB Size 1 Offset 0	**Relative Humidity :**	50~51%
Test Engineer :	Kyle Jhuang	**Polarization :**	Vertical
Remark :	Spurious emissions within 30-10th harmonic were found more than 20dB below limit line.		

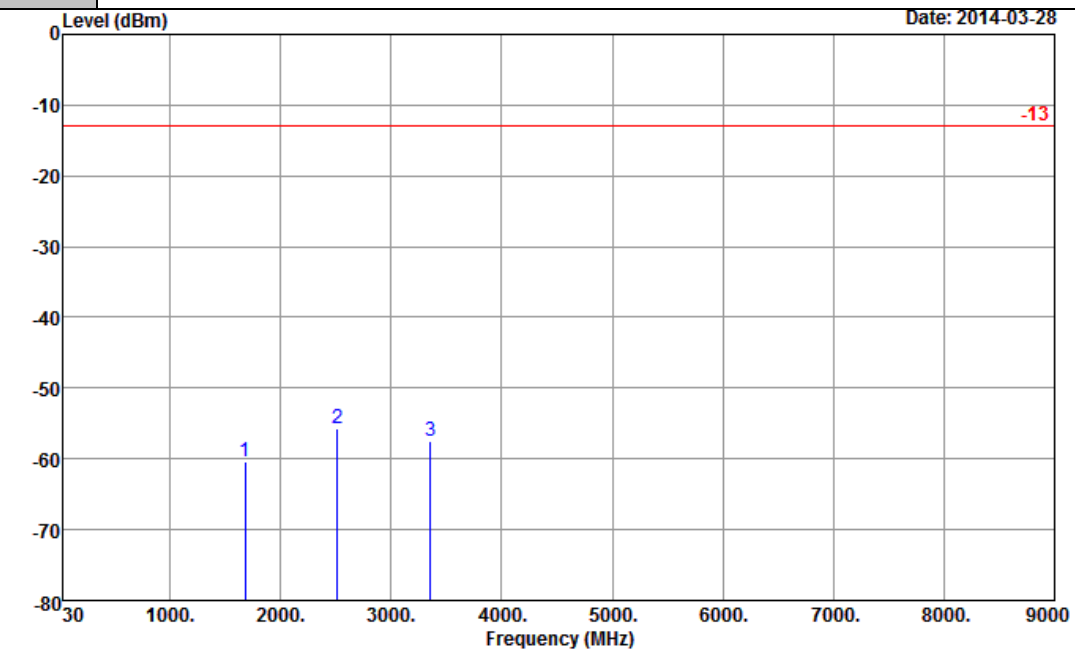

Site : 03CH08-HY
Condition : -13 EIRP_130315 VERTICAL

Frequency (MHz)	ERP (dBm)	Limit (dBm)	Over Limit (dB)	SPA Reading (dBm)	S.G. Power (dBm)	TX Cable loss (dB)	TX Antenna Gain (dBi)	Polarization (H/V)	Result
1678	-60.35	-13	-47.35	-49.23	-64.05	1.70	5.40	V	Pass
2518	-55.64	-13	-42.64	-47.13	-59.68	2.16	6.20	V	Pass
3356	-57.46	-13	-44.46	-50.06	-63.22	2.30	8.06	V	Pass

<Low Channel>

Band :	LTE Band 2 / LTE Band 25	**Temperature :**	22~24°C
Test Mode :	1.4MHz QPSK RB Size 1 Offset 0	**Relative Humidity :**	50~51%
Test Engineer :	Kyle Jhuang	**Polarization :**	Horizontal
Remark :	Spurious emissions within 30-10th harmonic were found more than 20dB below limit line.		

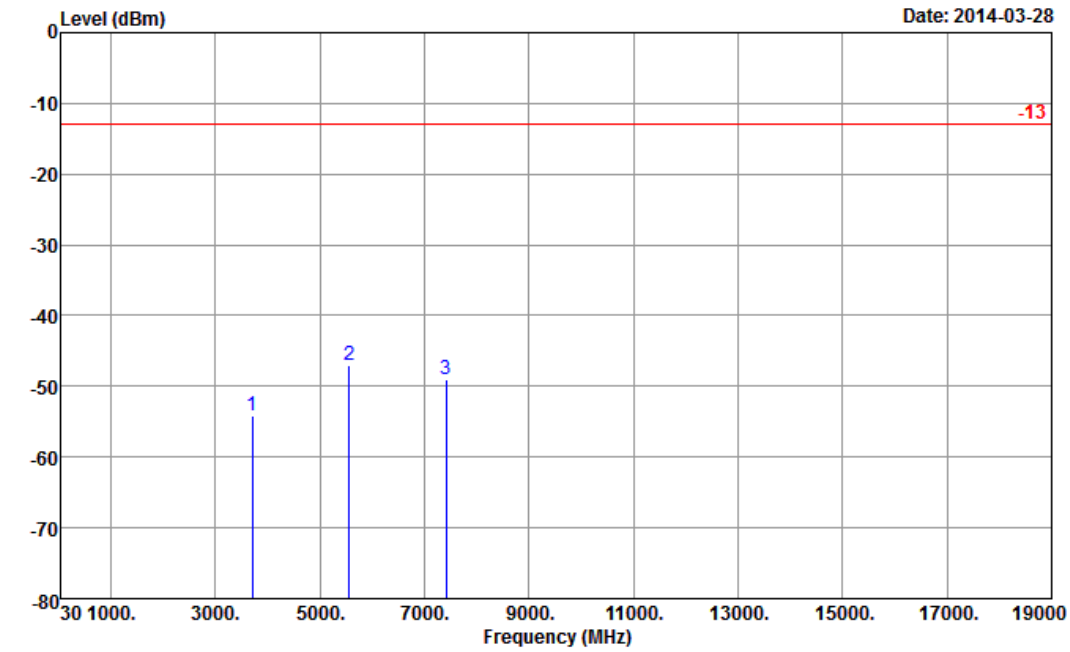

Site : 03CH08-HY
Condition : -13 EIRP_130315 HORIZONTAL

Frequency (MHz)	EIRP (dBm)	Limit (dBm)	Over Limit (dB)	SPA Reading (dBm)	S.G. Power (dBm)	TX Cable loss (dB)	TX Antenna Gain (dBi)	Polarization (H/V)	Result
3701	-54.10	-13	-41.10	-49.36	-60.48	2.38	8.75	H	Pass
5552	-47.07	-13	-34.07	-43.77	-55.12	2.68	10.73	H	Pass
7404	-48.94	-13	-35.94	-51.11	-58.03	3.02	12.11	H	Pass

Band :	LTE Band 2 / LTE Band 25	**Temperature :**	22~24°C
Test Mode :	1.4MHz QPSK RB Size 1 Offset 0	**Relative Humidity :**	50~51%
Test Engineer :	Kyle Jhuang	**Polarization :**	Vertical
Remark :	Spurious emissions within 30-10th harmonic were found more than 20dB below limit line.		

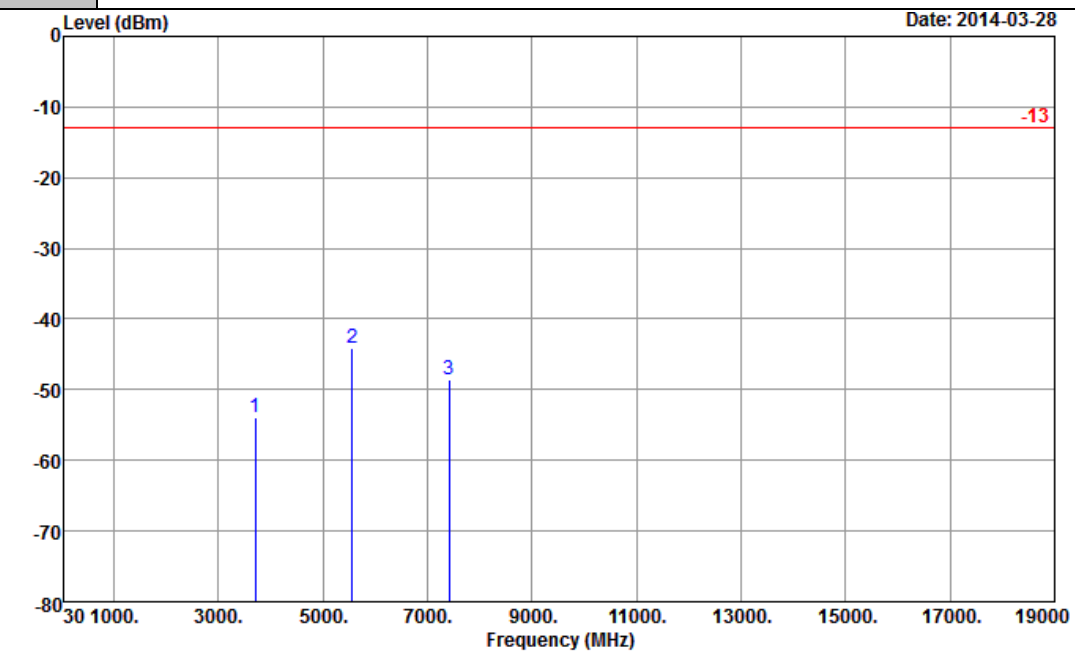

Frequency (MHz)	EIRP (dBm)	Limit (dBm)	Over Limit (dB)	SPA Reading (dBm)	S.G. Power (dBm)	TX Cable loss (dB)	TX Antenna Gain (dBi)	Polarization (H/V)	Result
3701	-54.03	-13	-41.03	-48.77	-60.41	2.38	8.75	V	Pass
5552	-44.17	-13	-31.17	-42.55	-52.22	2.68	10.73	V	Pass
7404	-48.51	-13	-35.51	-52.06	-57.6	3.02	12.11	V	Pass

<Middle Channel>

Band :	LTE Band 2 / LTE Band 25	**Temperature :**	22~24°C
Test Mode :	1.4MHz QPSK RB Size 1 Offset 0	**Relative Humidity :**	50~51%
Test Engineer :	Kyle Jhuang	**Polarization :**	Horizontal
Remark :	Spurious emissions within 30-10th harmonic were found more than 20dB below limit line.		

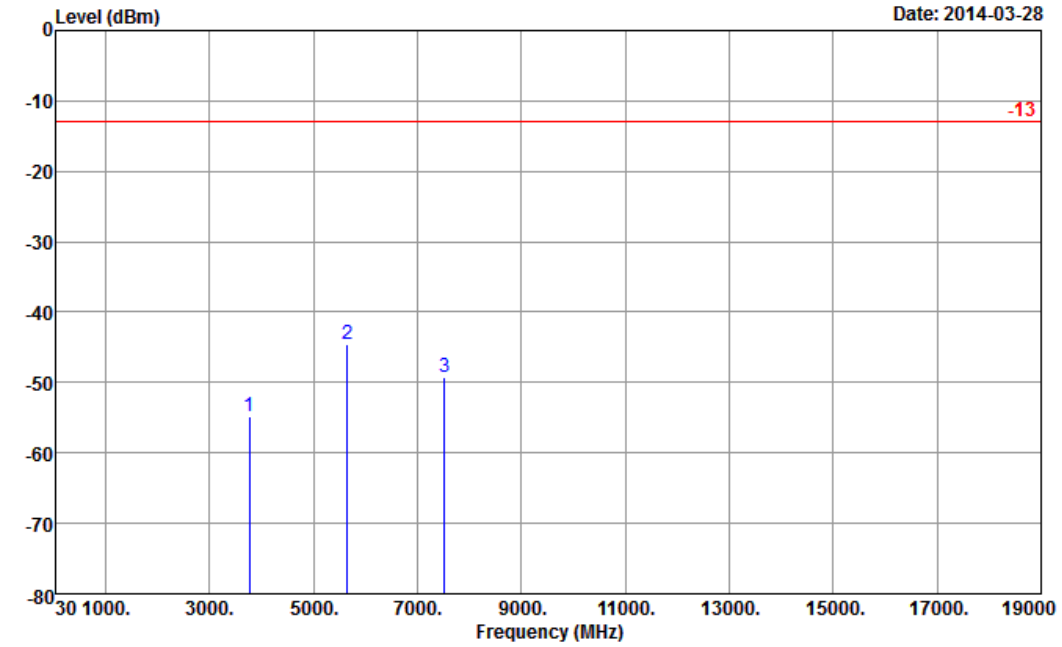

Site : 03CH08-HY
Condition : -13 EIRP_130315 HORIZONTAL

Frequency (MHz)	EIRP (dBm)	Limit (dBm)	Over Limit (dB)	SPA Reading (dBm)	S.G. Power (dBm)	TX Cable loss (dB)	TX Antenna Gain (dBi)	Polarization (H/V)	Result
3760	-54.72	-13	-41.72	-50.32	-61.12	2.37	8.78	H	Pass
5640	-44.62	-13	-31.62	-41.57	-52.66	2.68	10.72	H	Pass
7520	-49.20	-13	-36.20	-51.58	-58.31	3.04	12.15	H	Pass

Band :	LTE Band 2 / LTE Band 25	**Temperature :**	22~24°C
Test Mode :	1.4MHz QPSK RB Size 1 Offset 0	**Relative Humidity :**	50~51%
Test Engineer :	Kyle Jhuang	**Polarization :**	Vertical
Remark :	Spurious emissions within 30-10th harmonic were found more than 20dB below limit line.		

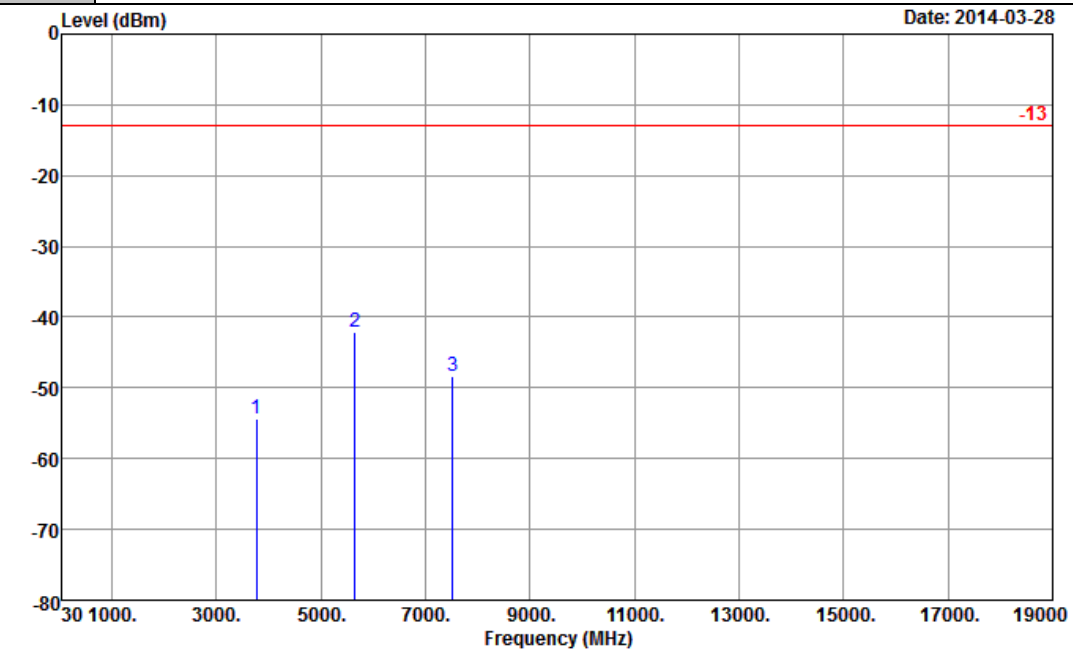

Site : 03CH08-HY
Condition : -13 EIRP_130315 VERTICAL

Frequency (MHz)	EIRP (dBm)	Limit (dBm)	Over Limit (dB)	SPA Reading (dBm)	S.G. Power (dBm)	TX Cable loss (dB)	TX Antenna Gain (dBi)	Polarization (H/V)	Result
3760	-54.39	-13	-41.39	-49.72	-60.79	2.37	8.78	V	Pass
5640	-42.18	-13	-29.18	-40.7	-50.22	2.68	10.72	V	Pass
7520	-48.30	-13	-35.30	-51.72	-57.41	3.04	12.15	V	Pass

<High Channel>

Band :	LTE Band 2	**Temperature :**	22~24°C
Test Mode :	1.4MHz QPSK RB Size 1 Offset 0	**Relative Humidity :**	50~51%
Test Engineer :	Kyle Jhuang	**Polarization :**	Horizontal
Remark :	Spurious emissions within 30-10th harmonic were found more than 20dB below limit line.		

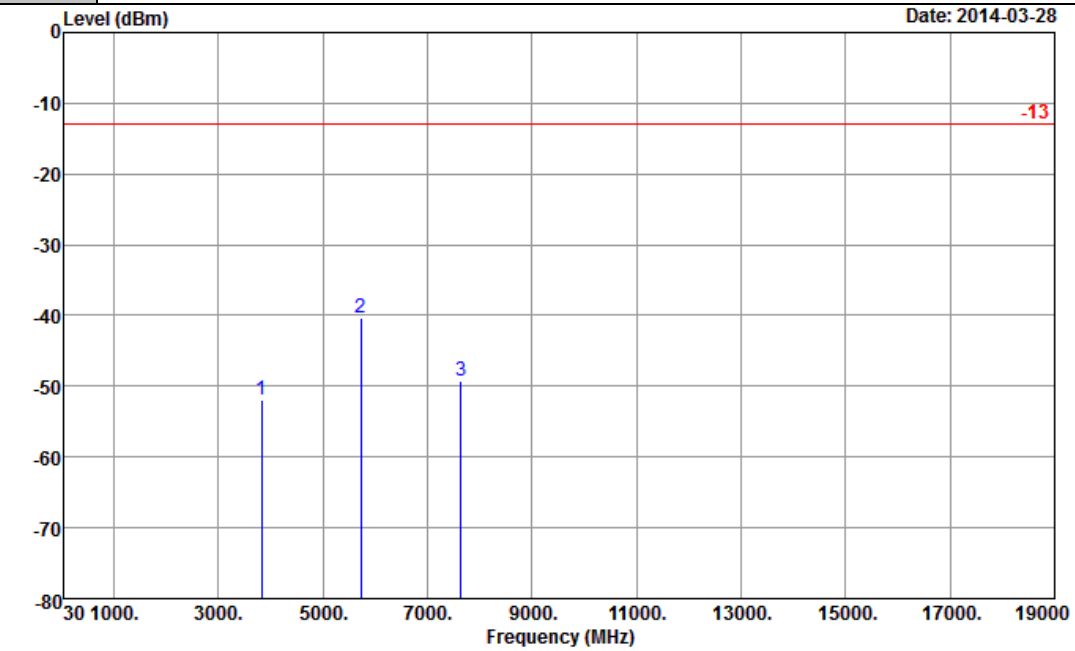

Frequency (MHz)	EIRP (dBm)	Limit (dBm)	Over Limit (dB)	SPA Reading (dBm)	S.G. Power (dBm)	TX Cable loss (dB)	TX Antenna Gain (dBi)	Polarization (H/V)	Result
3816	-52.00	-13	-39.00	-47.59	-58.43	2.37	8.80	H	Pass
5728	-40.40	-13	-27.40	-38.25	-48.43	2.69	10.72	H	Pass
7636	-49.28	-13	-36.28	-51.77	-58.42	3.04	12.18	H	Pass

Band :	LTE Band 2	**Temperature :**	22~24°C
Test Mode :	1.4MHz QPSK RB Size 1 Offset 0	**Relative Humidity :**	50~51%
Test Engineer :	Kyle Jhuang	**Polarization :**	Vertical
Remark :	Spurious emissions within 30-10th harmonic were found more than 20dB below limit line.		

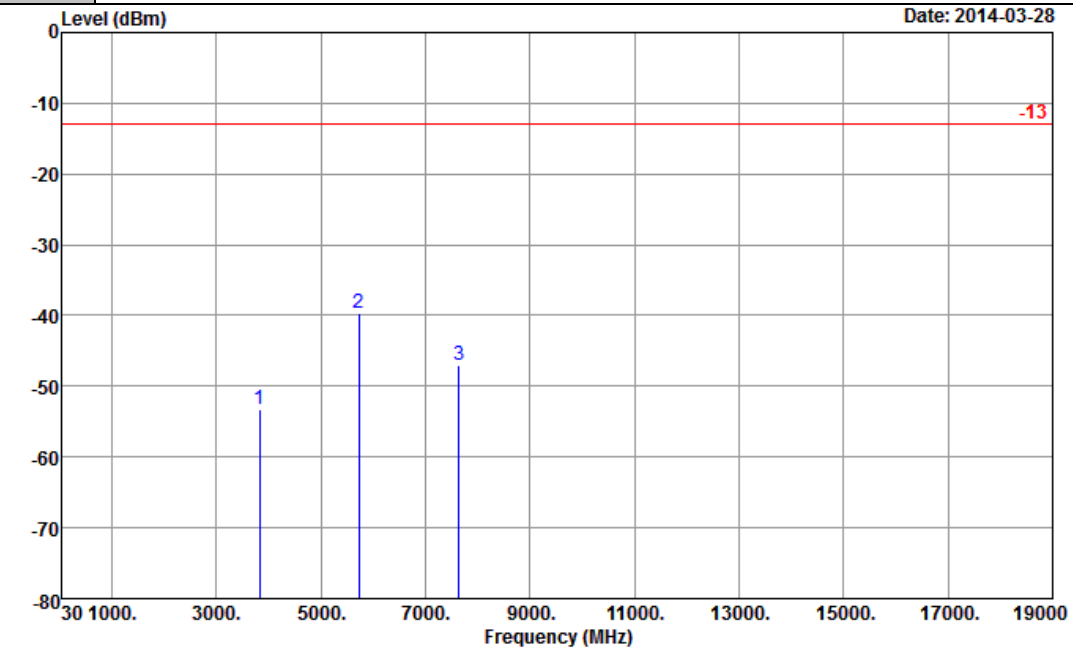

Frequency (MHz)	EIRP (dBm)	Limit (dBm)	Over Limit (dB)	SPA Reading (dBm)	S.G. Power (dBm)	TX Cable loss (dB)	TX Antenna Gain (dBi)	Polarization (H/V)	Result
3816	-53.18	-13	-40.18	-48.79	-59.61	2.37	8.80	V	Pass
5728	-39.70	-13	-26.70	-38.55	-47.73	2.69	10.72	V	Pass
7636	-46.99	-13	-33.99	-50.44	-56.13	3.04	12.18	V	Pass

<Low Channel>

Band :	LTE Band 2 / LTE Band 25	**Temperature :**	22~24°C
Test Mode :	3MHz QPSK RB Size 1 Offset 14	**Relative Humidity :**	50~51%
Test Engineer :	Kyle Jhuang	**Polarization :**	Horizontal
Remark :	Spurious emissions within 30-10th harmonic were found more than 20dB below limit line.		

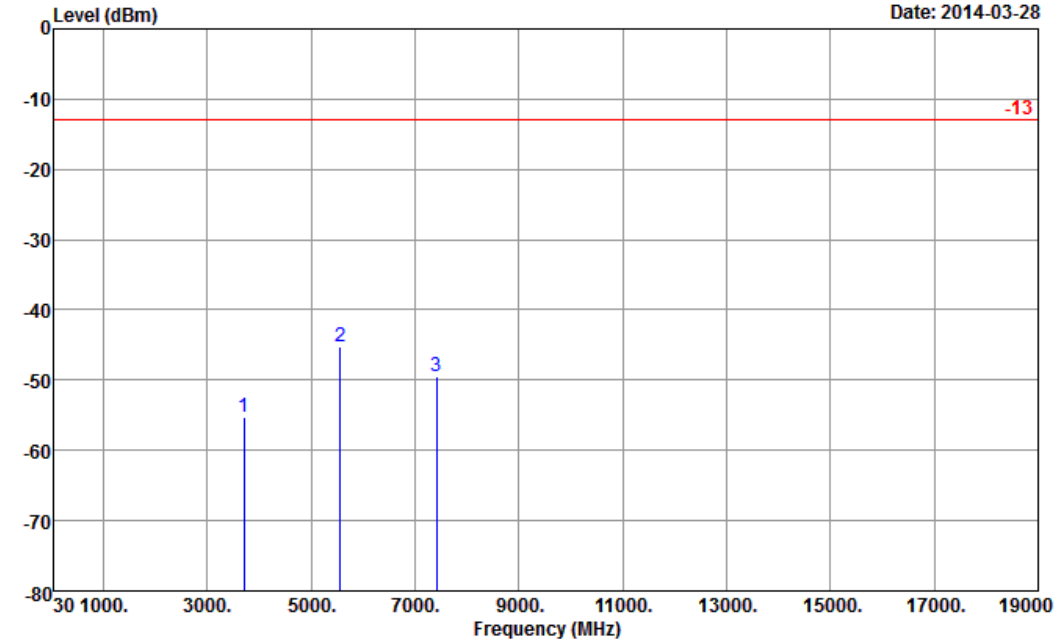

Site : 03CH08-HY
Condition : -13 EIRP_130315 HORIZONTAL

Frequency (MHz)	EIRP (dBm)	Limit (dBm)	Over Limit (dB)	SPA Reading (dBm)	S.G. Power (dBm)	TX Cable loss (dB)	TX Antenna Gain (dBi)	Polarization (H/V)	Result
3707	-55.23	-13	-42.23	-50.58	-61.61	2.38	8.75	H	Pass
5560	-45.24	-13	-32.24	-41.97	-53.29	2.68	10.73	H	Pass
7416	-49.51	-13	-36.51	-51.55	-58.6	3.02	12.11	H	Pass

Band :	LTE Band 2 / LTE Band 25	**Temperature :**	22~24°C
Test Mode :	3MHz QPSK RB Size 1 Offset 14	**Relative Humidity :**	50~51%
Test Engineer :	Kyle Jhuang	**Polarization :**	Vertical
Remark :	Spurious emissions within 30-10th harmonic were found more than 20dB below limit line.		

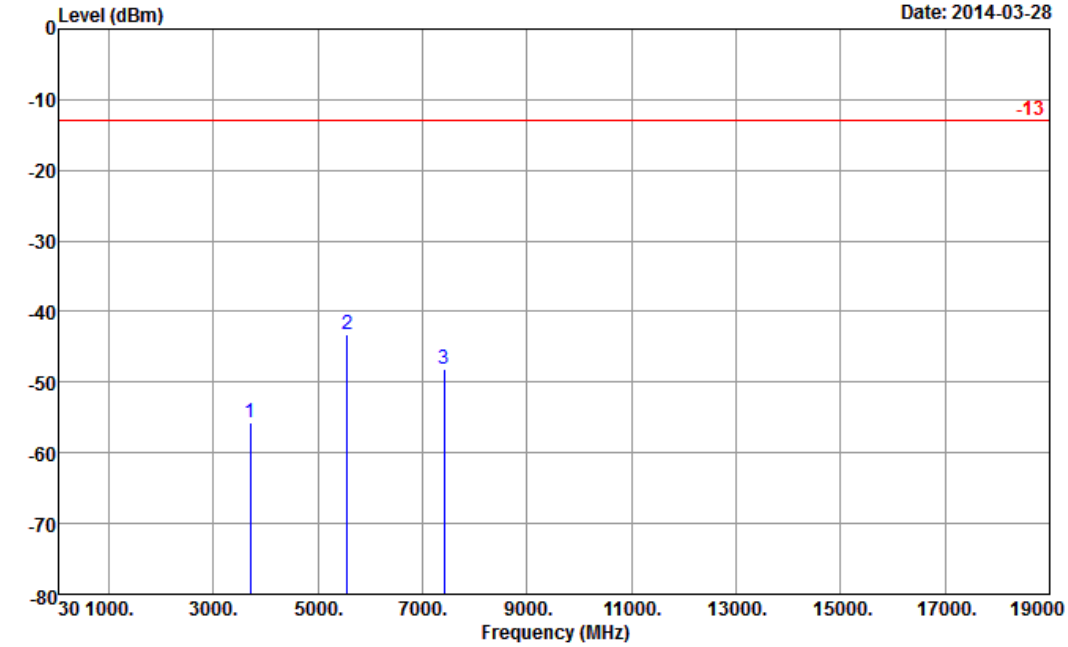

Site : 03CH08-HY
Condition : -13 EIRP_130315 VERTICAL

Frequency (MHz)	EIRP (dBm)	Limit (dBm)	Over Limit (dB)	SPA Reading (dBm)	S.G. Power (dBm)	TX Cable loss (dB)	TX Antenna Gain (dBi)	Polarization (H/V)	Result
3707	-55.67	-13	-42.67	-50.64	-62.05	2.38	8.75	V	Pass
5560	-43.18	-13	-30.18	-41.6	-51.23	2.68	10.73	V	Pass
7416	-48.24	-13	-35.24	-51.92	-57.33	3.02	12.11	V	Pass

<Middle Channel>

Band :	LTE Band 2 / LTE Band 25	**Temperature :**	22~24°C
Test Mode :	3MHz QPSK RB Size 1 Offset 14	**Relative Humidity :**	50~51%
Test Engineer :	Kyle Jhuang	**Polarization :**	Horizontal
Remark :	Spurious emissions within 30-10th harmonic were found more than 20dB below limit line.		

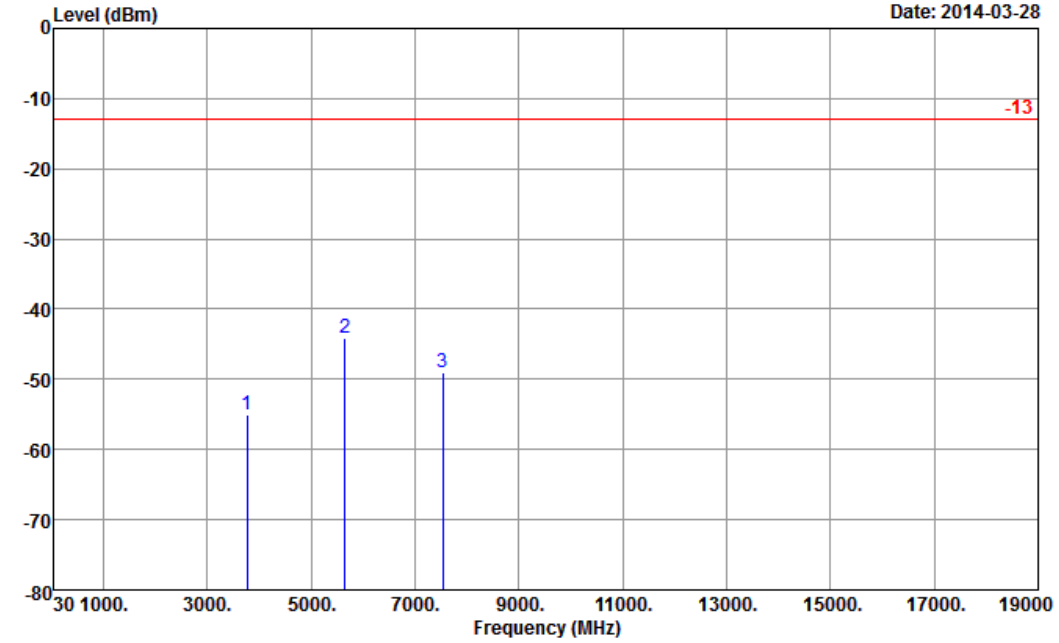

Site : 03CH08-HY
Condition : -13 EIRP_130315 HORIZONTAL

Frequency (MHz)	EIRP (dBm)	Limit (dBm)	Over Limit (dB)	SPA Reading (dBm)	S.G. Power (dBm)	TX Cable loss (dB)	TX Antenna Gain (dBi)	Polarization (H/V)	Result
3763	-55.01	-13	-42.01	-50.45	-61.41	2.37	8.78	H	Pass
5644	-44.09	-13	-31.09	-41.04	-52.13	2.68	10.72	H	Pass
7528	-49.00	-13	-36.00	-51.44	-58.11	3.04	12.15	H	Pass

Band :	LTE Band 2 / LTE Band 25	**Temperature :**	22~24°C
Test Mode :	3MHz QPSK RB Size 1 Offset 14	**Relative Humidity :**	50~51%
Test Engineer :	Kyle Jhuang	**Polarization :**	Vertical
Remark :	Spurious emissions within 30-10th harmonic were found more than 20dB below limit line.		

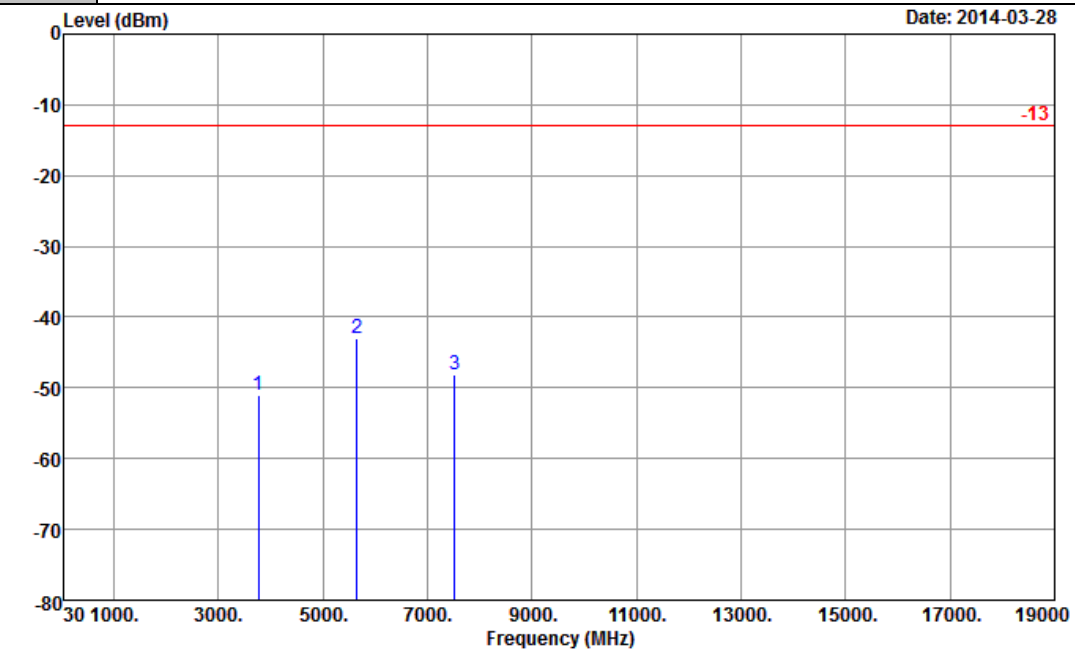

Site : 03CH08-HY
Condition : -13 EIRP_130315 VERTICAL

Frequency (MHz)	EIRP (dBm)	Limit (dBm)	Over Limit (dB)	SPA Reading (dBm)	S.G. Power (dBm)	TX Cable loss (dB)	TX Antenna Gain (dBi)	Polarization (H/V)	Result
3760	-51.05	-13	-38.05	-52.35	-57.45	2.37	8.78	V	Pass
5644	-42.97	-13	-29.97	-44.1	-51.01	2.68	10.72	V	Pass
7523	-48.12	-13	-35.12	-51.56	-57.23	3.04	12.15	V	Pass

<High Channel>

Band :	LTE Band 2	**Temperature :**	22~24°C
Test Mode :	3MHz QPSK RB Size 1 Offset 14	**Relative Humidity :**	50~51%
Test Engineer :	Kyle Jhuang	**Polarization :**	Horizontal
Remark :	Spurious emissions within 30-10th harmonic were found more than 20dB below limit line.		

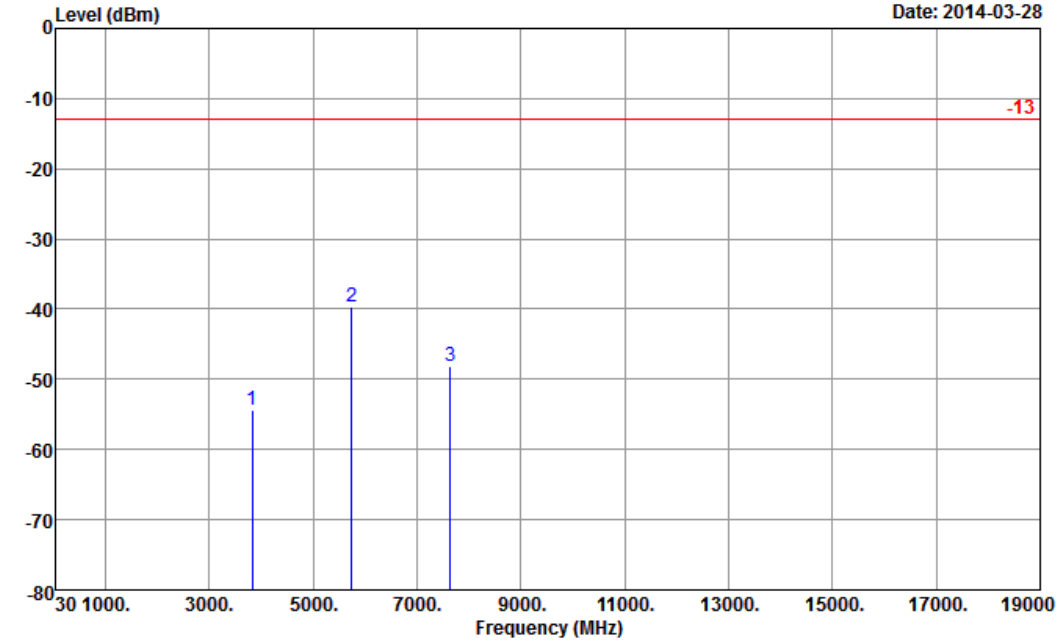

Site : 03CH08-HY
Condition : -13 EIRP_130315 HORIZONTAL

Frequency (MHz)	EIRP (dBm)	Limit (dBm)	Over Limit (dB)	SPA Reading (dBm)	S.G. Power (dBm)	TX Cable loss (dB)	TX Antenna Gain (dBi)	Polarization (H/V)	Result
3820	-54.45	-13	-41.45	-49.93	-60.88	2.37	8.80	H	Pass
5732	-39.63	-13	-26.63	-37.22	-47.66	2.69	10.72	H	Pass
7640	-48.08	-13	-35.08	-50.65	-57.22	3.04	12.18	H	Pass

Band :	LTE Band 2	**Temperature :**	22~24°C
Test Mode :	3MHz QPSK RB Size 1 Offset 14	**Relative Humidity :**	50~51%
Test Engineer :	Kyle Jhuang	**Polarization :**	Vertical
Remark :	Spurious emissions within 30-10th harmonic were found more than 20dB below limit line.		

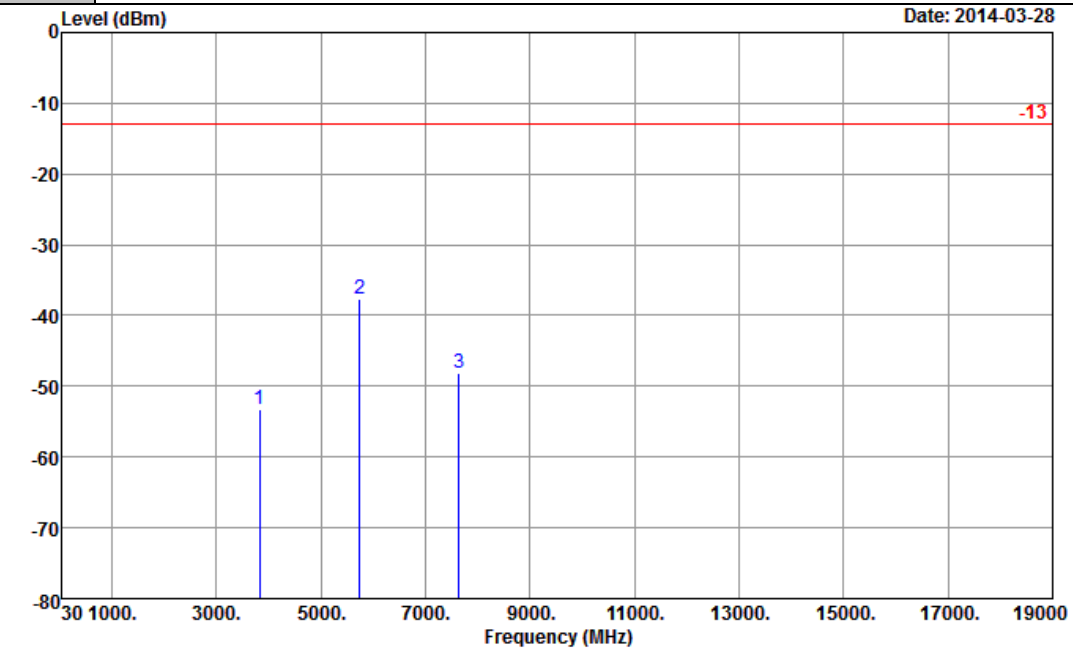

Site : 03CH08-HY
Condition : -13 EIRP_130315 VERTICAL

Frequency (MHz)	EIRP (dBm)	Limit (dBm)	Over Limit (dB)	SPA Reading (dBm)	S.G. Power (dBm)	TX Cable loss (dB)	TX Antenna Gain (dBi)	Polarization (H/V)	Result
3820	-53.34	-13	-40.34	-48.78	-59.77	2.37	8.80	V	Pass
5732	-37.64	-13	-24.64	-36.68	-45.67	2.69	10.72	V	Pass
7632	-48.19	-13	-35.19	-51.65	-57.33	3.04	12.18	V	Pass

<Low Channel>

Band :	LTE Band 2 / LTE Band 25	**Temperature :**	22~24°C
Test Mode :	5MHz QPSK RB Size 1 Offset 24	**Relative Humidity :**	50~51%
Test Engineer :	Kyle Jhuang	**Polarization :**	Horizontal
Remark :	Spurious emissions within 30-10th harmonic were found more than 20dB below limit line.		

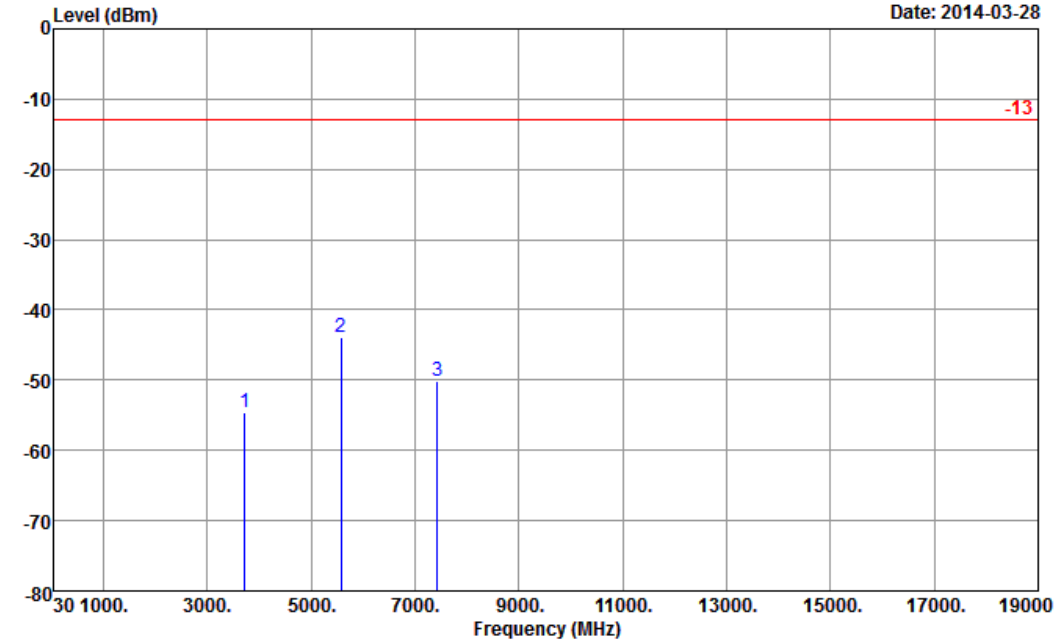

Site : 03CH08-HY
Condition : -13 EIRP_130315 HORIZONTAL

Frequency (MHz)	EIRP (dBm)	Limit (dBm)	Over Limit (dB)	SPA Reading (dBm)	S.G. Power (dBm)	TX Cable loss (dB)	TX Antenna Gain (dBi)	Polarization (H/V)	Result
3712	-54.63	-13	-41.63	-50.03	-61.01	2.38	8.76	H	Pass
5568	-43.83	-13	-30.83	-40.35	-51.88	2.68	10.73	H	Pass
7424	-50.03	-13	-37.03	-51.2	-59.12	3.02	12.11	H	Pass

Band :	LTE Band 2 / LTE Band 25	**Temperature :**	22~24°C
Test Mode :	5MHz QPSK RB Size 1 Offset 24	**Relative Humidity :**	50~51%
Test Engineer :	Kyle Jhuang	**Polarization :**	Vertical
Remark :	Spurious emissions within 30-10th harmonic were found more than 20dB below limit line.		

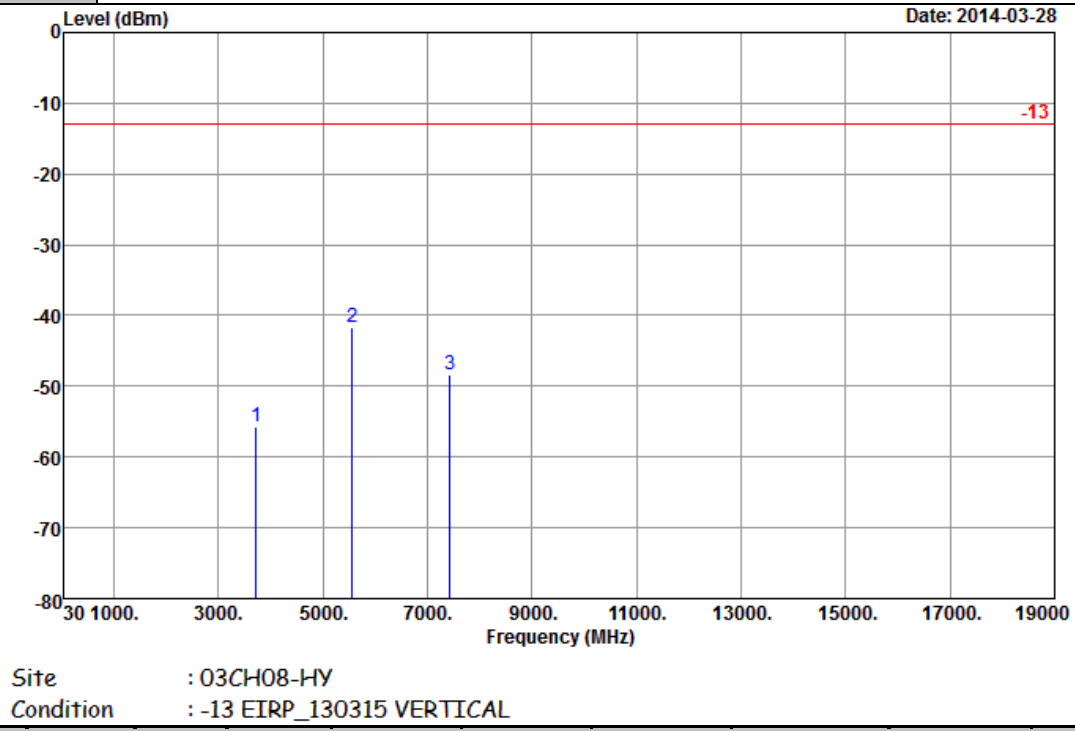

Frequency (MHz)	EIRP (dBm)	Limit (dBm)	Over Limit (dB)	SPA Reading (dBm)	S.G. Power (dBm)	TX Cable loss (dB)	TX Antenna Gain (dBi)	Polarization (H/V)	Result
3712	-55.67	-13	-42.67	-50.61	-62.05	2.38	8.76	V	Pass
5564	-41.59	-13	-28.59	-40.22	-49.64	2.68	10.73	V	Pass
7424	-48.29	-13	-35.29	-51.89	-57.38	3.02	12.11	V	Pass

<Middle Channel>

Band :	LTE Band 2 / LTE Band 25	**Temperature :**	22~24°C
Test Mode :	5MHz QPSK RB Size 1 Offset 24	**Relative Humidity :**	50~51%
Test Engineer :	Kyle Jhuang	**Polarization :**	Horizontal
Remark :	Spurious emissions within 30-10th harmonic were found more than 20dB below limit line.		

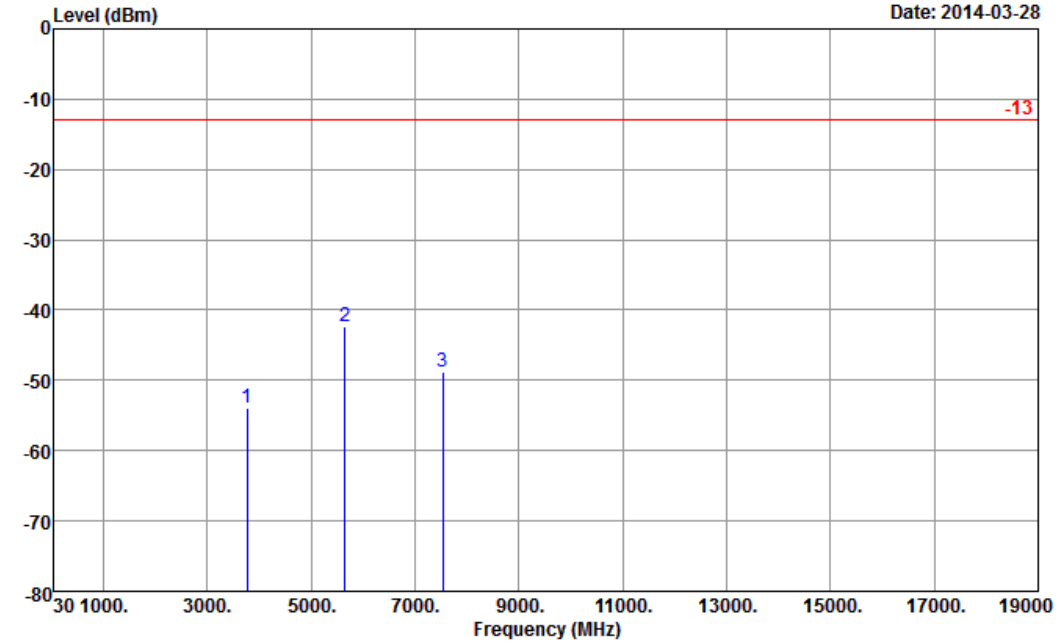

Site : 03CH08-HY
Condition : -13 EIRP_130315 HORIZONTAL

Frequency (MHz)	EIRP (dBm)	Limit (dBm)	Over Limit (dB)	SPA Reading (dBm)	S.G. Power (dBm)	TX Cable loss (dB)	TX Antenna Gain (dBi)	Polarization (H/V)	Result
3764	-54.03	-13	-41.03	-49.49	-60.43	2.37	8.78	H	Pass
5648	-42.34	-13	-29.34	-39.29	-50.38	2.68	10.72	H	Pass
7528	-48.74	-13	-35.74	-51.33	-57.85	3.04	12.15	H	Pass

Band :	LTE Band 2 / LTE Band 25	**Temperature :**	22~24°C
Test Mode :	5MHz QPSK RB Size 1 Offset 24	**Relative Humidity :**	50~51%
Test Engineer :	Kyle Jhuang	**Polarization :**	Vertical
Remark :	Spurious emissions within 30-10th harmonic were found more than 20dB below limit line.		

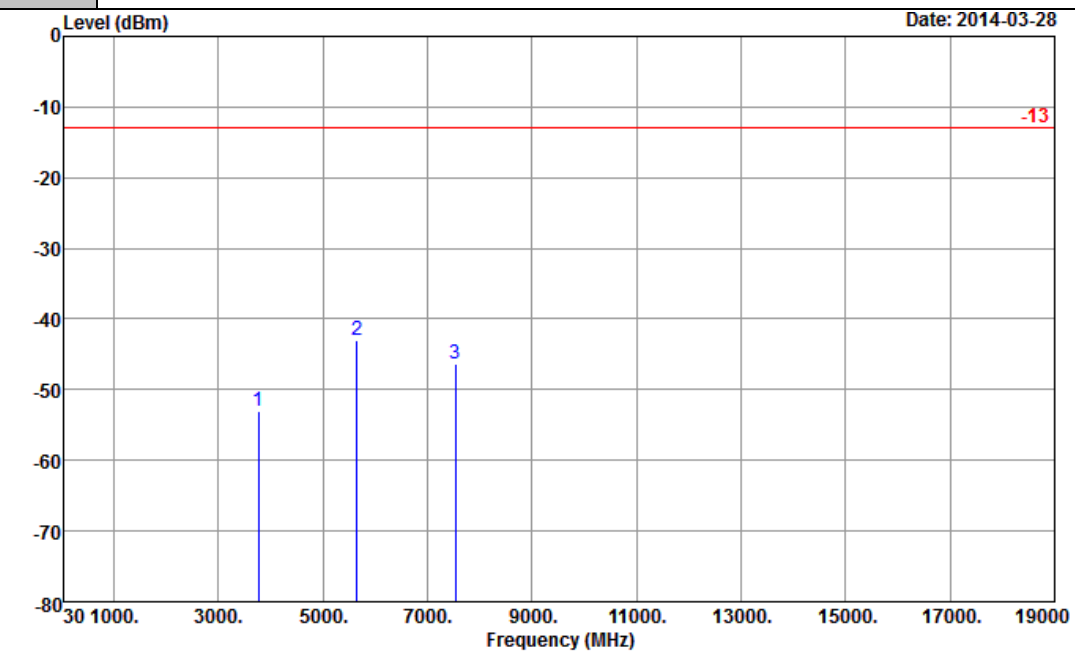

Frequency (MHz)	EIRP (dBm)	Limit (dBm)	Over Limit (dB)	SPA Reading (dBm)	S.G. Power (dBm)	TX Cable loss (dB)	TX Antenna Gain (dBi)	Polarization (H/V)	Result
3764	-53.04	-13	-40.04	-48.46	-59.44	2.37	8.78	V	Pass
5648	-43.06	-13	-30.06	-41.38	-51.1	2.68	10.72	V	Pass
7528	-46.44	-13	-33.44	-49.98	-55.55	3.04	12.15	V	Pass

<High Channel>

Band :	LTE Band 2	**Temperature :**	22~24°C
Test Mode :	5MHz QPSK RB Size 1 Offset 24	**Relative Humidity :**	50~51%
Test Engineer :	Kyle Jhuang	**Polarization :**	Horizontal
Remark :	Spurious emissions within 30-10th harmonic were found more than 20dB below limit line.		

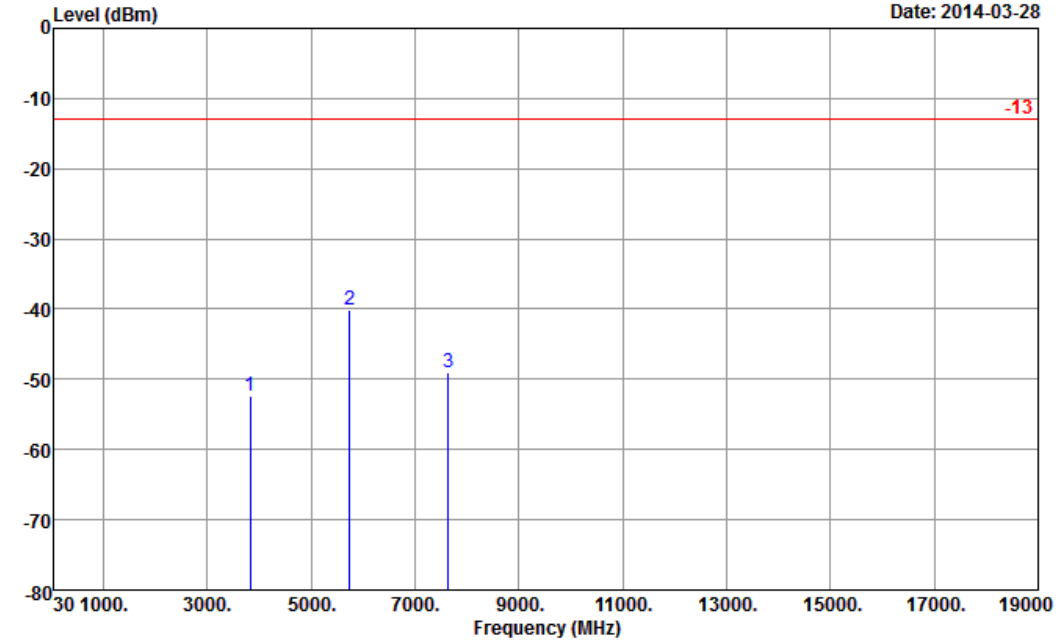

Site : 03CH08-HY
Condition : -13 EIRP_130315 HORIZONTAL

Frequency (MHz)	EIRP (dBm)	Limit (dBm)	Over Limit (dB)	SPA Reading (dBm)	S.G. Power (dBm)	TX Cable loss (dB)	TX Antenna Gain (dBi)	Polarization (H/V)	Result
3820	-52.33	-13	-39.33	-48.06	-58.76	2.37	8.80	H	Pass
5732	-40.19	-13	-27.19	-37.96	-48.22	2.69	10.72	H	Pass
7640	-49.01	-13	-36.01	-51.36	-58.15	3.04	12.18	H	Pass

Band :	LTE Band 2	**Temperature :**	22~24°C
Test Mode :	5MHz QPSK RB Size 1 Offset 24	**Relative Humidity :**	50~51%
Test Engineer :	Kyle Jhuang	**Polarization :**	Vertical
Remark :	Spurious emissions within 30-10th harmonic were found more than 20dB below limit line.		

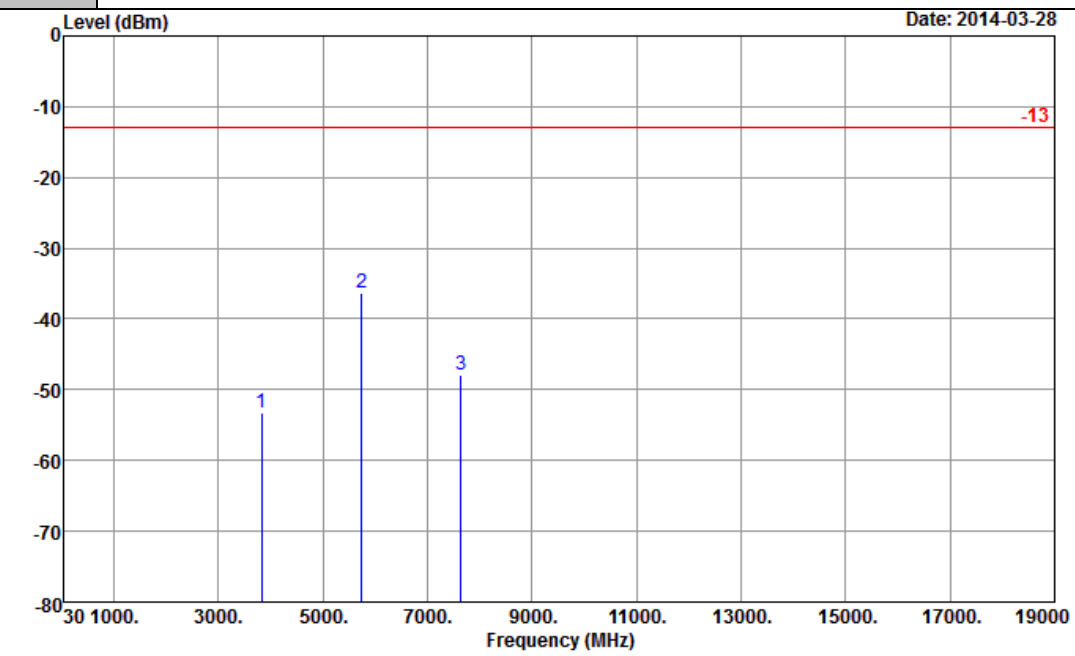

Frequency (MHz)	EIRP (dBm)	Limit (dBm)	Over Limit (dB)	SPA Reading (dBm)	S.G. Power (dBm)	TX Cable loss (dB)	TX Antenna Gain (dBi)	Polarization (H/V)	Result
3820	-53.37	-13	-40.37	-48.8	-59.8	2.37	8.80	V	Pass
5732	-36.43	-13	-23.43	-35.37	-44.46	2.69	10.72	V	Pass
7640	-47.92	-13	-34.92	-51.43	-57.06	3.04	12.18	V	Pass

<Low Channel>

Band :	LTE Band 2 / LTE Band 25	**Temperature :**	22~24°C
Test Mode :	10MHz QPSK RB Size 1 Offset 49	**Relative Humidity :**	50~51%
Test Engineer :	Kyle Jhuang	**Polarization :**	Horizontal
Remark :	Spurious emissions within 30-10th harmonic were found more than 20dB below limit line.		

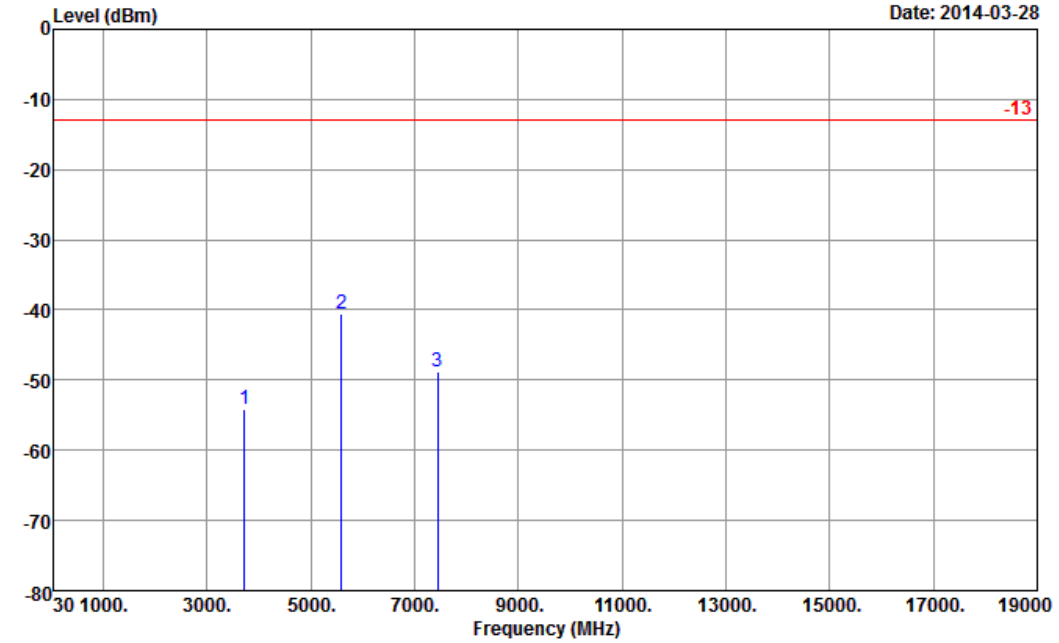

Site : 03CH08-HY
Condition : -13 EIRP_130315 HORIZONTAL

Frequency (MHz)	EIRP (dBm)	Limit (dBm)	Over Limit (dB)	SPA Reading (dBm)	S.G. Power (dBm)	TX Cable loss (dB)	TX Antenna Gain (dBi)	Polarization (H/V)	Result
3720	-54.12	-13	-41.12	-49.59	-60.5	2.37	8.76	H	Pass
5580	-40.59	-13	-27.59	-37.32	-48.64	2.68	10.73	H	Pass
7440	-48.75	-13	-35.75	-51.02	-57.84	3.03	12.11	H	Pass

Band :	LTE Band 2 / LTE Band 25	**Temperature :**	22~24°C
Test Mode :	10MHz QPSK RB Size 1 Offset 49	**Relative Humidity :**	50~51%
Test Engineer :	Kyle Jhuang	**Polarization :**	Vertical
Remark :	Spurious emissions within 30-10th harmonic were found more than 20dB below limit line.		

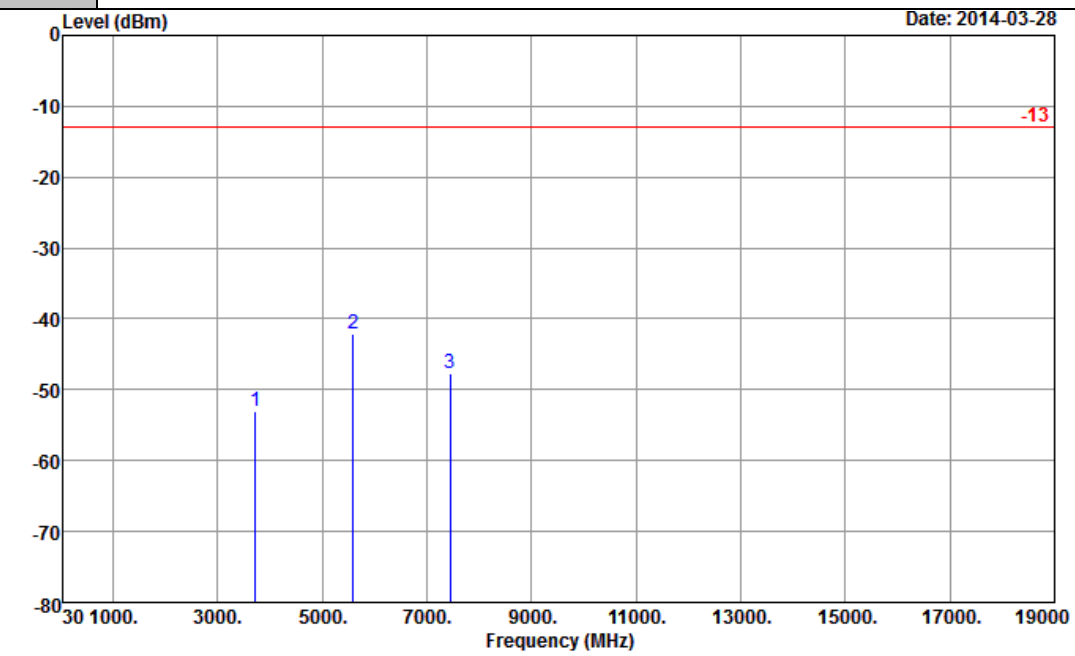

Frequency (MHz)	EIRP (dBm)	Limit (dBm)	Over Limit (dB)	SPA Reading (dBm)	S.G. Power (dBm)	TX Cable loss (dB)	TX Antenna Gain (dBi)	Polarization (H/V)	Result
3720	-53.13	-13	-40.13	-48.01	-59.51	2.37	8.76	V	Pass
5580	-42.17	-13	-29.17	-40.47	-50.22	2.68	10.73	V	Pass
7440	-47.67	-13	-34.67	-51.1	-56.76	3.03	12.11	V	Pass

<Middle Channel>

Band :	LTE Band 2 / LTE Band 25	**Temperature :**	22~24°C
Test Mode :	10MHz QPSK RB Size 1 Offset 49	**Relative Humidity :**	50~51%
Test Engineer :	Kyle Jhuang	**Polarization :**	Horizontal
Remark :	Spurious emissions within 30-10th harmonic were found more than 20dB below limit line.		

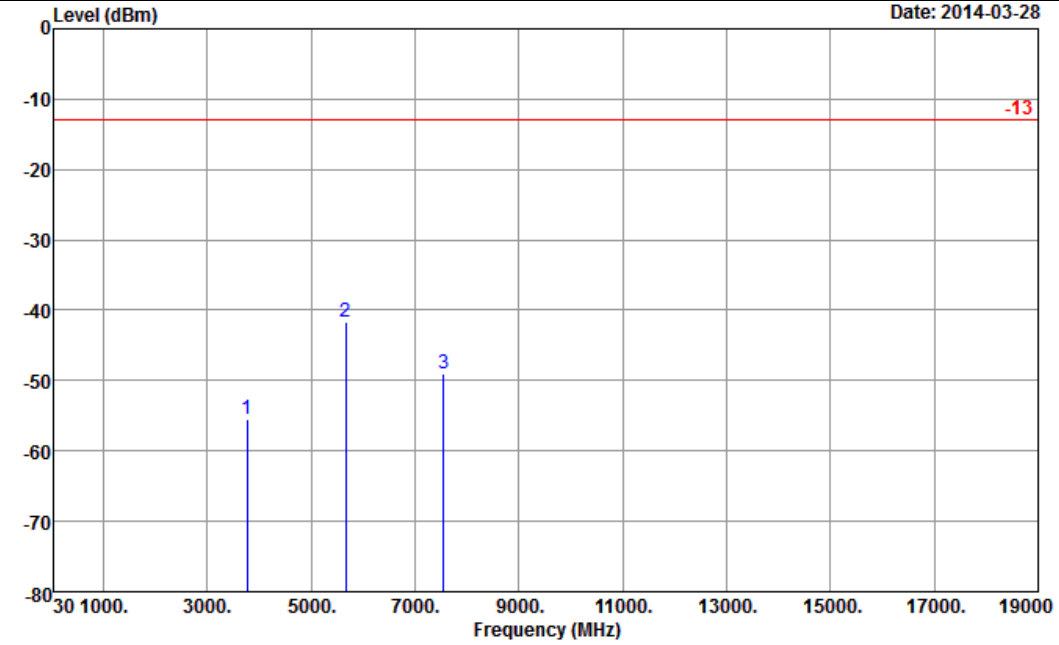

Site : 03CH08-HY
Condition : -13 EIRP_130315 HORIZONTAL

Frequency (MHz)	EIRP (dBm)	Limit (dBm)	Over Limit (dB)	SPA Reading (dBm)	S.G. Power (dBm)	TX Cable loss (dB)	TX Antenna Gain (dBi)	Polarization (H/V)	Result
3768	-55.42	-13	-42.42	-50.87	-61.82	2.37	8.78	H	Pass
5656	-41.70	-13	-28.70	-38.79	-49.74	2.68	10.72	H	Pass
7540	-49.00	-13	-36.00	-51.41	-58.11	3.04	12.15	H	Pass

Band :	LTE Band 2 / LTE Band 25	**Temperature :**	22~24°C
Test Mode :	10MHz QPSK RB Size 1 Offset 49	**Relative Humidity :**	50~51%
Test Engineer :	Kyle Jhuang	**Polarization :**	Vertical
Remark :	Spurious emissions within 30-10th harmonic were found more than 20dB below limit line.		

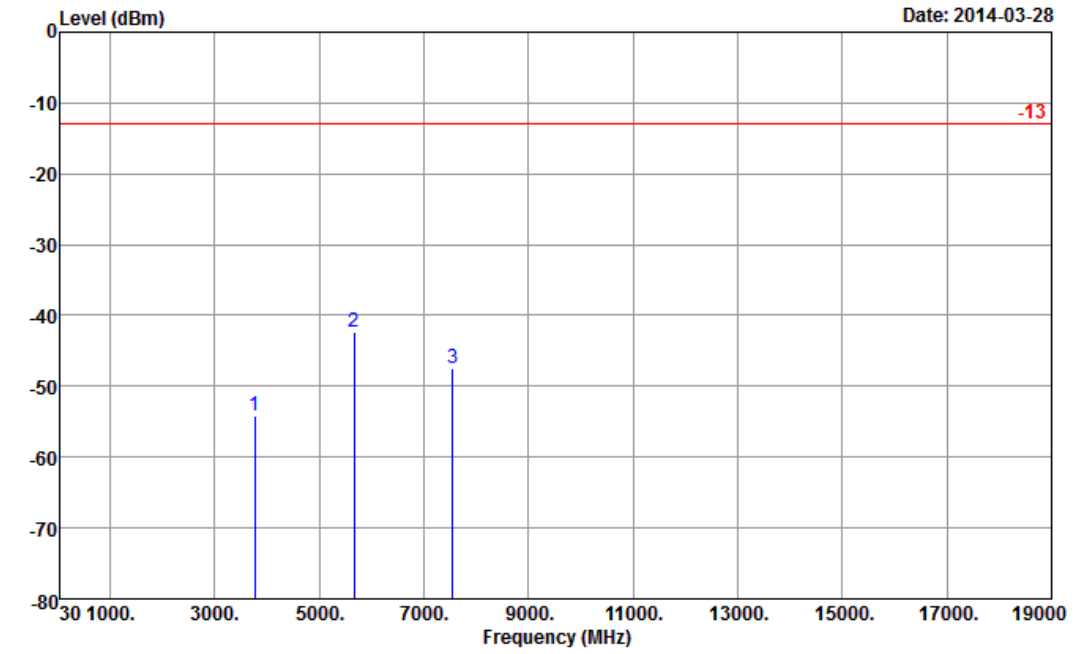

Frequency (MHz)	EIRP (dBm)	Limit (dBm)	Over Limit (dB)	SPA Reading (dBm)	S.G. Power (dBm)	TX Cable loss (dB)	TX Antenna Gain (dBi)	Polarization (H/V)	Result
3768	-54.07	-13	-41.07	-49.28	-60.47	2.37	8.78	V	Pass
5656	-42.43	-13	-29.43	-41.07	-50.47	2.68	10.72	V	Pass
7540	-47.49	-13	-34.49	-50.86	-56.6	3.04	12.15	V	Pass

<High Channel>

Band :	LTE Band 2	**Temperature :**	22~24°C
Test Mode :	10MHz QPSK RB Size 1 Offset 49	**Relative Humidity :**	50~51%
Test Engineer :	Kyle Jhuang	**Polarization :**	Horizontal
Remark :	Spurious emissions within 30-10th harmonic were found more than 20dB below limit line.		

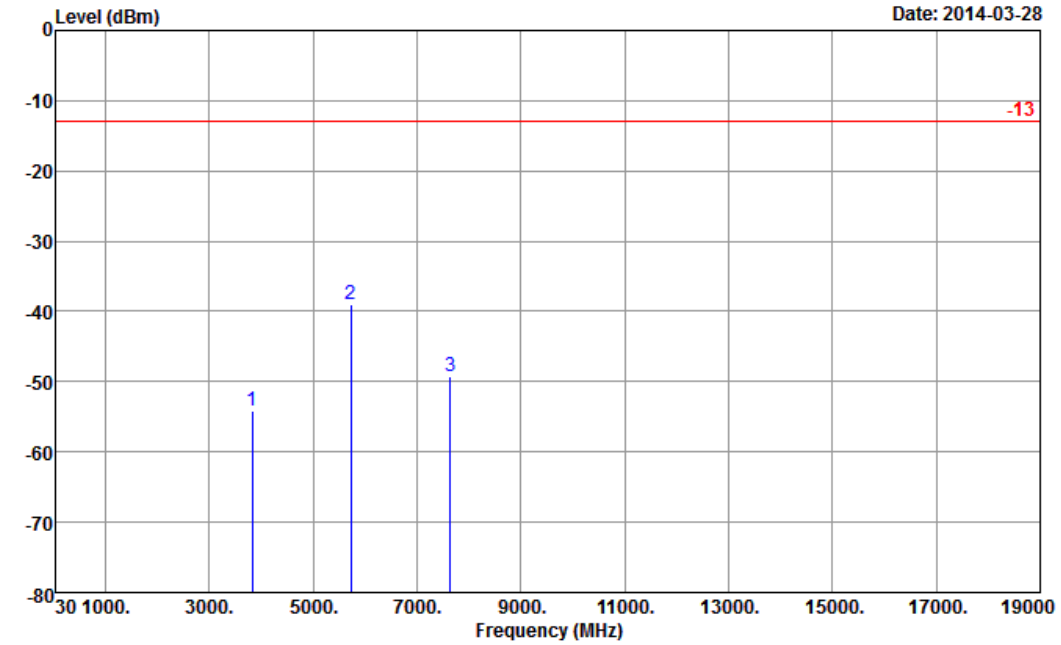

Frequency (MHz)	EIRP (dBm)	Limit (dBm)	Over Limit (dB)	SPA Reading (dBm)	S.G. Power (dBm)	TX Cable loss (dB)	TX Antenna Gain (dBi)	Polarization (H/V)	Result
3820	-54.17	-13	-41.17	-49.71	-60.6	2.37	8.80	H	Pass
5728	-39.00	-13	-26.00	-36.63	-47.03	2.69	10.72	H	Pass
7640	-49.16	-13	-36.16	-51.52	-58.3	3.04	12.18	H	Pass

Band :	LTE Band 2	**Temperature :**	22~24°C
Test Mode :	10MHz QPSK RB Size 1 Offset 49	**Relative Humidity :**	50~51%
Test Engineer :	Kyle Jhuang	**Polarization :**	Vertical
Remark :	Spurious emissions within 30-10th harmonic were found more than 20dB below limit line.		

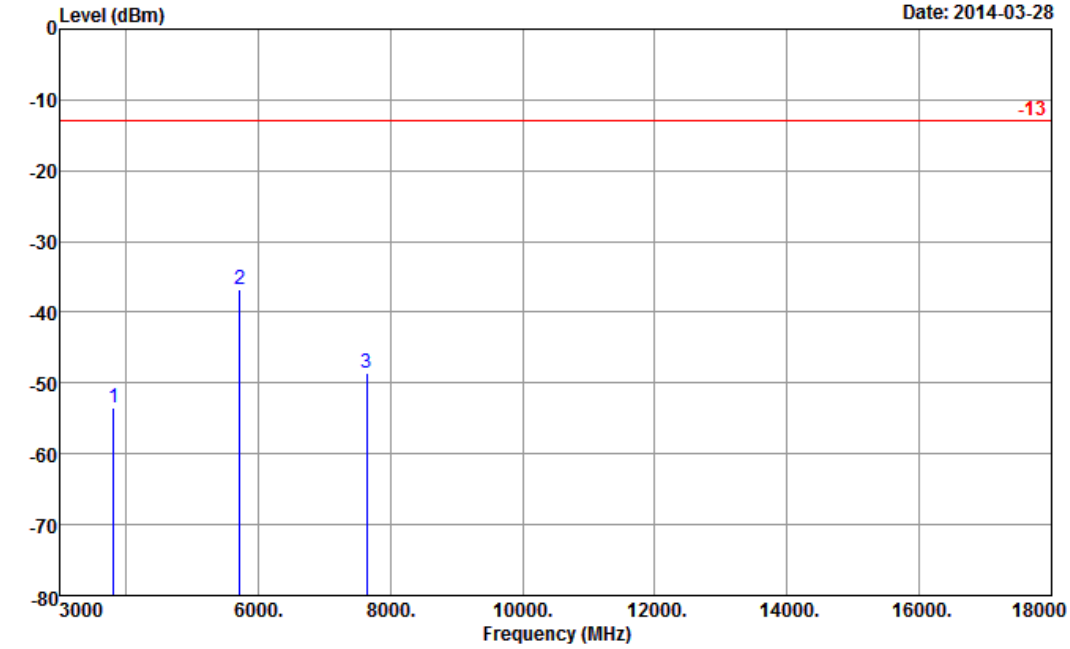

Site : 03CH08-HY
Condition : -13 EIRP_130315 VERTICAL

Frequency (MHz)	EIRP (dBm)	Limit (dBm)	Over Limit (dB)	SPA Reading (dBm)	S.G. Power (dBm)	TX Cable loss (dB)	TX Antenna Gain (dBi)	Polarization (H/V)	Result
3820	-53.41	-13	-40.41	-48.82	-59.84	2.37	8.80	V	Pass
5728	-36.81	-13	-23.81	-35.55	-44.84	2.69	10.72	V	Pass
7640	-48.52	-13	-35.52	-52.02	-57.66	3.04	12.18	V	Pass

<Low Channel>

Band :	LTE Band 2 / LTE Band 25	**Temperature :**	22~24°C
Test Mode :	15MHz QPSK RB Size 1 Offset 74	**Relative Humidity :**	50~51%
Test Engineer :	Kyle Jhuang	**Polarization :**	Horizontal
Remark :	Spurious emissions within 30-10th harmonic were found more than 20dB below limit line.		

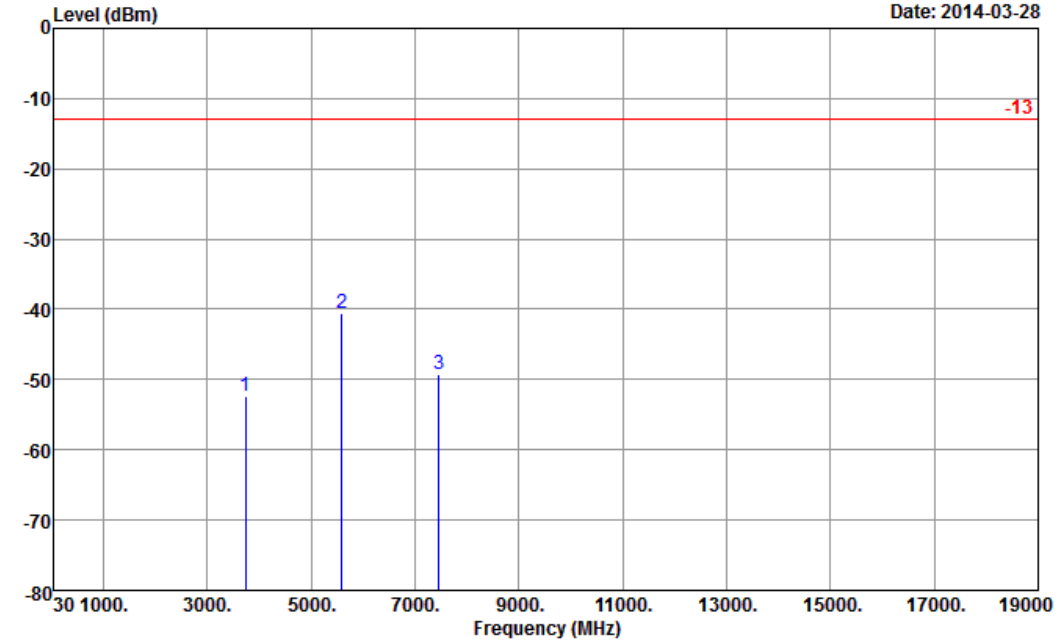

Site : 03CH08-HY
Condition : -13 EIRP_130315 HORIZONTAL

Frequency (MHz)	EIRP (dBm)	Limit (dBm)	Over Limit (dB)	SPA Reading (dBm)	S.G. Power (dBm)	TX Cable loss (dB)	TX Antenna Gain (dBi)	Polarization (H/V)	Result
3728	-52.28	-13	-39.28	-47.76	-58.66	2.37	8.76	H	Pass
5592	-40.62	-13	-27.62	-37.43	-48.67	2.68	10.73	H	Pass
7456	-49.24	-13	-36.24	-51.37	-58.33	3.03	12.12	H	Pass

Band :	LTE Band 2 / LTE Band 25	**Temperature :**	22~24°C
Test Mode :	15MHz QPSK RB Size 1 Offset 74	**Relative Humidity :**	50~51%
Test Engineer :	Kyle Jhuang	**Polarization :**	Vertical
Remark :	Spurious emissions within 30-10th harmonic were found more than 20dB below limit line.		

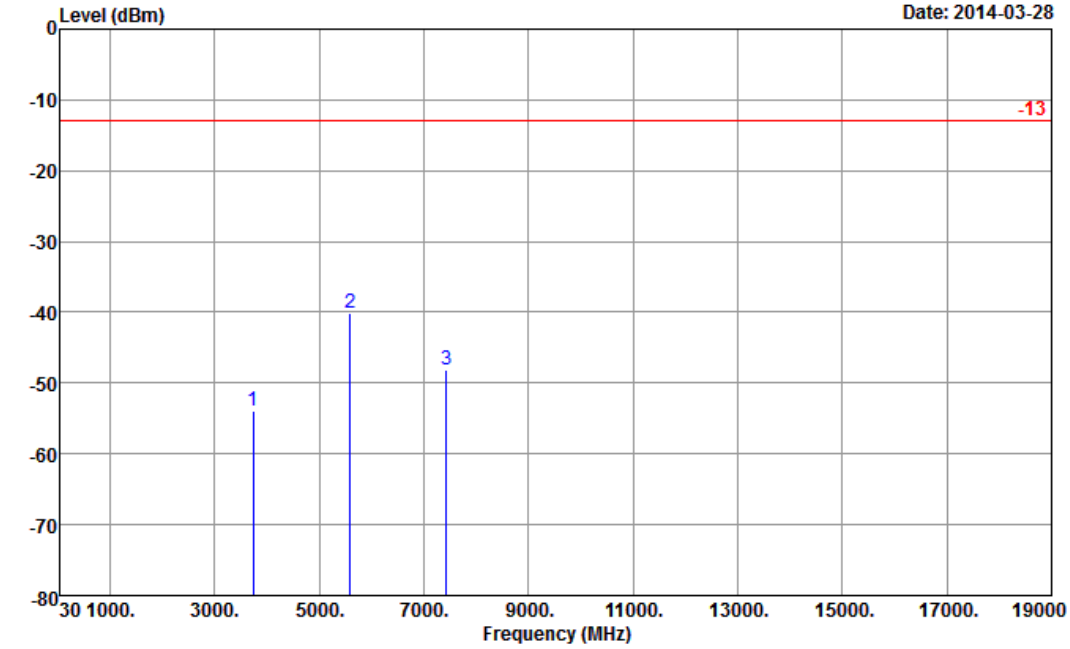

Site : 03CH08-HY
Condition : -13 EIRP_130315 VERTICAL

Frequency (MHz)	EIRP (dBm)	Limit (dBm)	Over Limit (dB)	SPA Reading (dBm)	S.G. Power (dBm)	TX Cable loss (dB)	TX Antenna Gain (dBi)	Polarization (H/V)	Result
3728	-54.01	-13	-41.01	-48.79	-60.39	2.37	8.76	V	Pass
5592	-40.05	-13	-27.05	-38.24	-48.1	2.68	10.73	V	Pass
7432	-48.03	-13	-35.03	-51.57	-57.12	3.03	12.12	V	Pass

<Middle Channel>

Band :	LTE Band 2 / LTE Band 25	**Temperature :**	22~24°C
Test Mode :	15MHz QPSK RB Size 1 Offset 74	**Relative Humidity :**	50~51%
Test Engineer :	Kyle Jhuang	**Polarization :**	Horizontal
Remark :	Spurious emissions within 30-10th harmonic were found more than 20dB below limit line.		

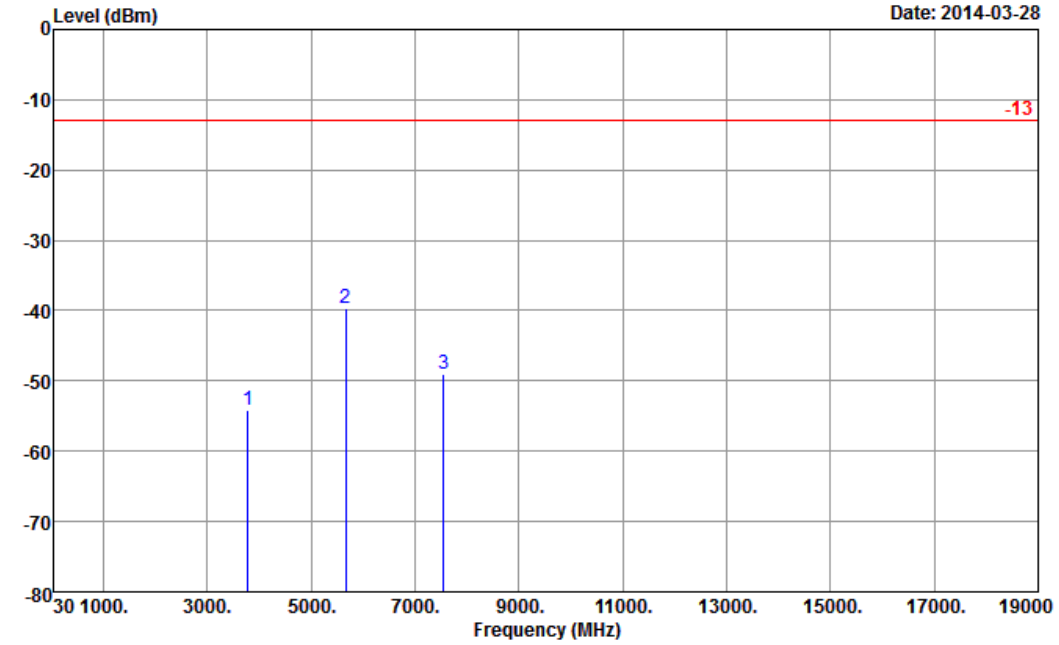

Frequency (MHz)	EIRP (dBm)	Limit (dBm)	Over Limit (dB)	SPA Reading (dBm)	S.G. Power (dBm)	TX Cable loss (dB)	TX Antenna Gain (dBi)	Polarization (H/V)	Result
3772	-54.11	-13	-41.11	-49.51	-60.51	2.37	8.78	H	Pass
5660	-39.63	-13	-26.63	-36.91	-47.67	2.68	10.72	H	Pass
7544	-49.07	-13	-36.07	-51.57	-58.18	3.04	12.15	H	Pass

Band :	LTE Band 2 / LTE Band 25	**Temperature :**	22~24°C
Test Mode :	15MHz QPSK RB Size 1 Offset 74	**Relative Humidity :**	50~51%
Test Engineer :	Kyle Jhuang	**Polarization :**	Vertical
Remark :	Spurious emissions within 30-10th harmonic were found more than 20dB below limit line.		

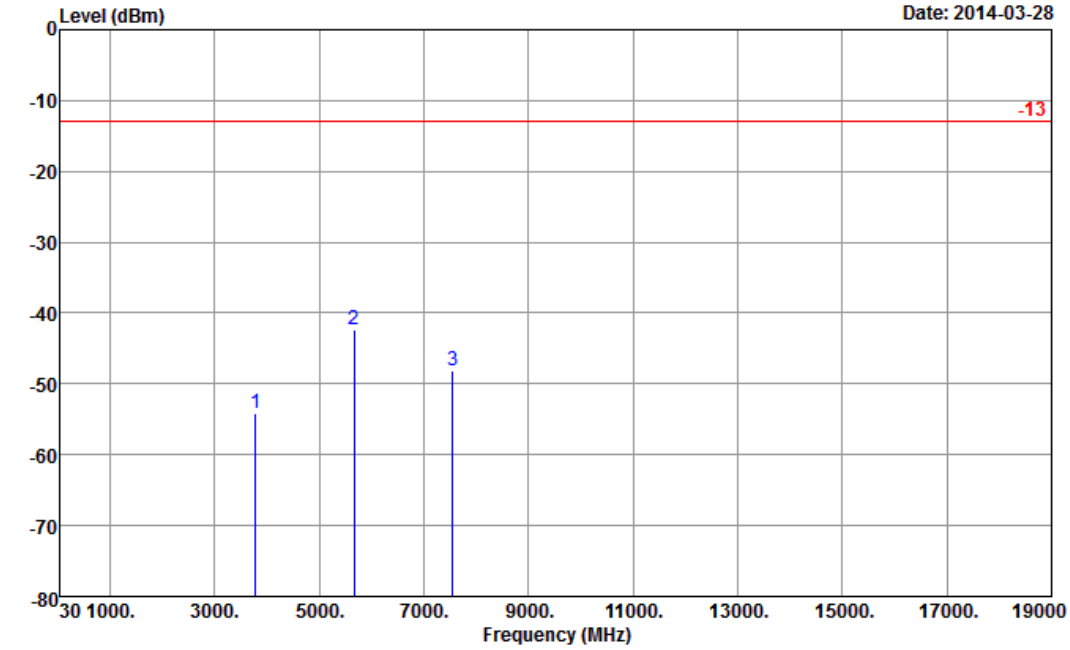

Site : 03CH08-HY
Condition : -13 EIRP_130315 VERTICAL

Frequency (MHz)	EIRP (dBm)	Limit (dBm)	Over Limit (dB)	SPA Reading (dBm)	S.G. Power (dBm)	TX Cable loss (dB)	TX Antenna Gain (dBi)	Polarization (H/V)	Result
3772	-54.15	-13	-41.15	-49.31	-60.55	2.37	8.78	V	Pass
5660	-42.37	-13	-29.37	-40.92	-50.41	2.68	10.72	V	Pass
7544	-48.10	-13	-35.10	-51.57	-57.21	3.04	12.15	V	Pass

<High Channel>

Band :	LTE Band 2	**Temperature :**	22~24°C
Test Mode :	15MHz QPSK RB Size 1 Offset 74	**Relative Humidity :**	50~51%
Test Engineer :	Kyle Jhuang	**Polarization :**	Horizontal
Remark :	Spurious emissions within 30-10th harmonic were found more than 20dB below limit line.		

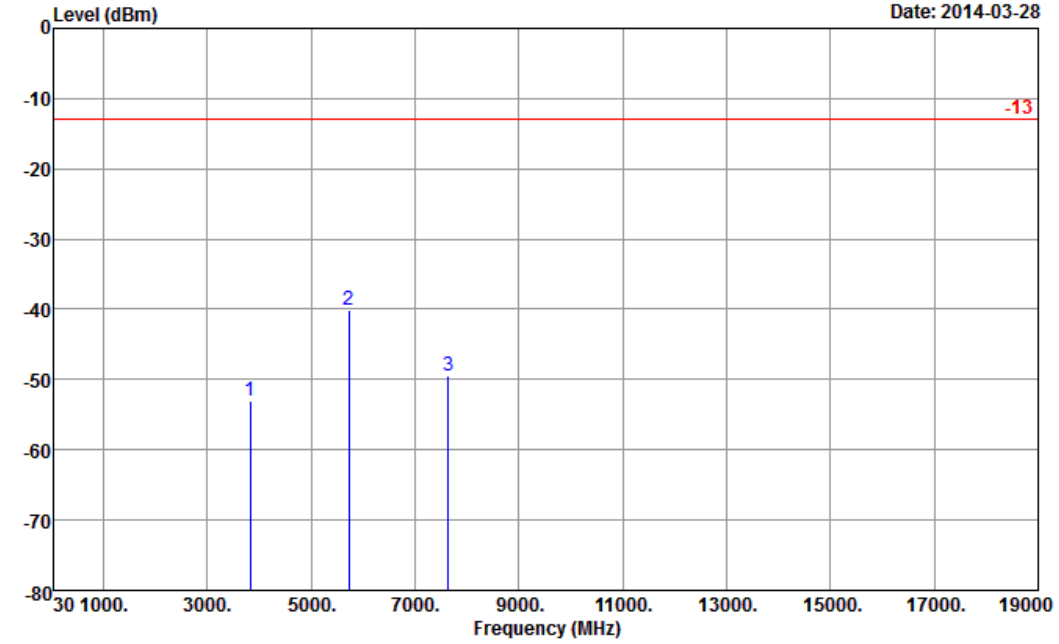

Site : 03CH08-HY
Condition : -13 EIRP_130315 HORIZONTAL

Frequency (MHz)	EIRP (dBm)	Limit (dBm)	Over Limit (dB)	SPA Reading (dBm)	S.G. Power (dBm)	TX Cable loss (dB)	TX Antenna Gain (dBi)	Polarization (H/V)	Result
3820	-53.13	-13	-40.13	-48.91	-59.55	2.37	8.80	H	Pass
5728	-40.01	-13	-27.01	-37.63	-48.04	2.69	10.72	H	Pass
7640	-49.52	-13	-36.52	-51.83	-58.66	3.04	12.18	H	Pass

Band :	LTE Band 2	**Temperature :**	22~24°C
Test Mode :	15MHz QPSK RB Size 1 Offset 74	**Relative Humidity :**	50~51%
Test Engineer :	Kyle Jhuang	**Polarization :**	Vertical
Remark :	Spurious emissions within 30-10th harmonic were found more than 20dB below limit line.		

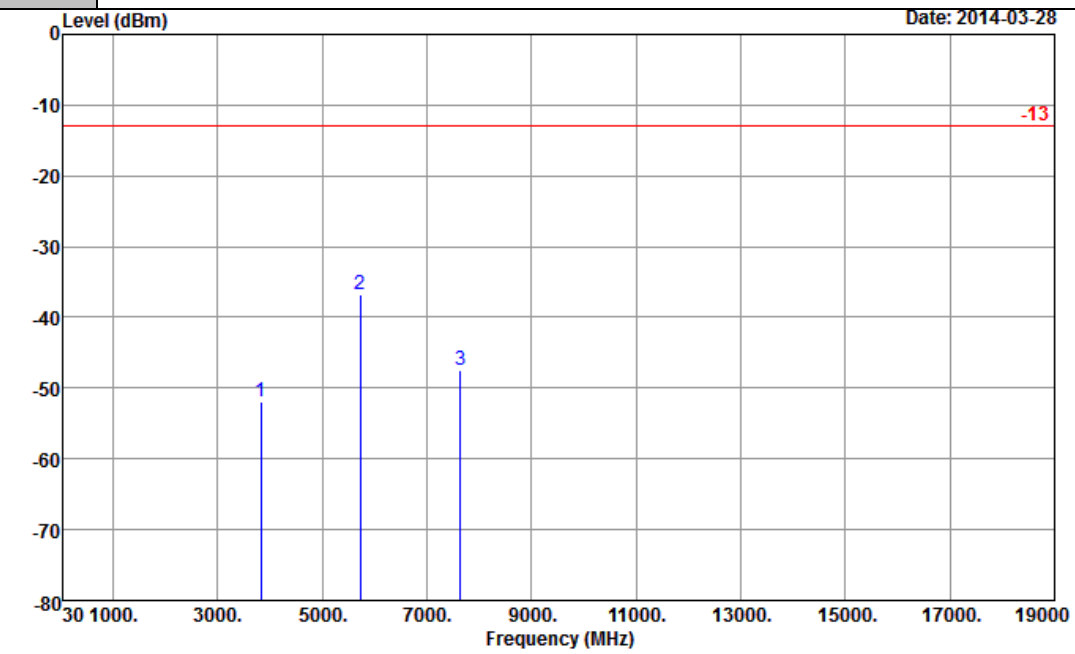

Site : 03CH08-HY
Condition : -13 EIRP_130315 VERTICAL

Frequency (MHz)	EIRP (dBm)	Limit (dBm)	Over Limit (dB)	SPA Reading (dBm)	S.G. Power (dBm)	TX Cable loss (dB)	TX Antenna Gain (dBi)	Polarization (H/V)	Result
3816	-51.91	-13	-38.91	-47.34	-58.33	2.37	8.80	V	Pass
5728	-36.85	-13	-23.85	-35.66	-44.88	2.69	10.72	V	Pass
7640	-47.41	-13	-34.41	-50.97	-56.55	3.04	12.18	V	Pass

<Low Channel>

Band :	LTE Band 2 / LTE Band 25	**Temperature :**	22~24°C
Test Mode :	20MHz QPSK RB Size 1 Offset 0	**Relative Humidity :**	50~51%
Test Engineer :	Kyle Jhuang	**Polarization :**	Horizontal
Remark :	Spurious emissions within 30-10th harmonic were found more than 20dB below limit line.		

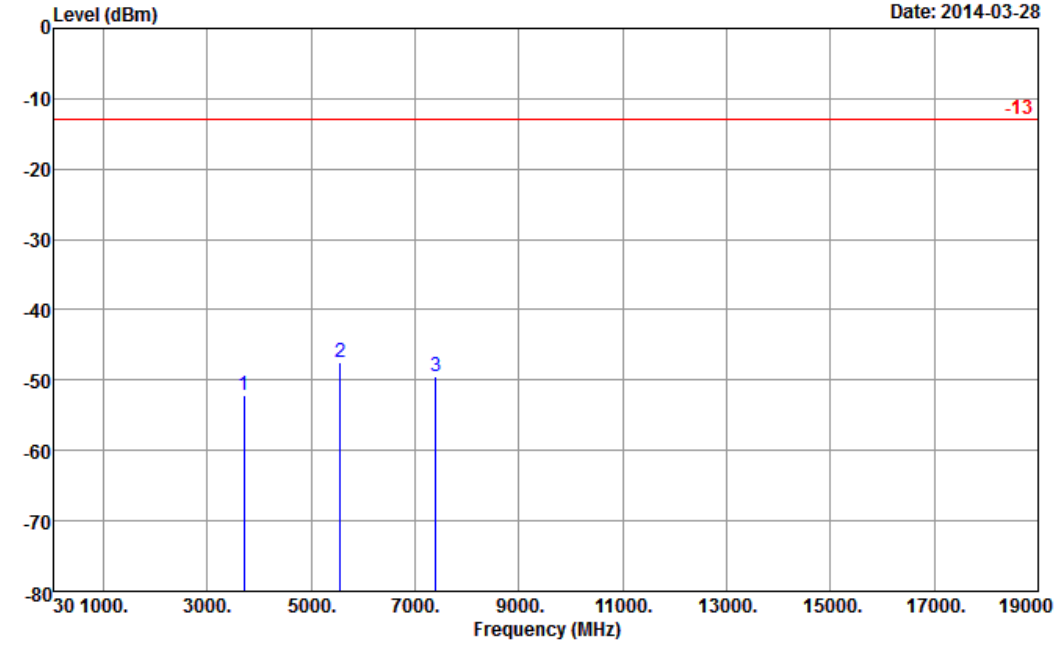

Frequency (MHz)	EIRP (dBm)	Limit (dBm)	Over Limit (dB)	SPA Reading (dBm)	S.G. Power (dBm)	TX Cable loss (dB)	TX Antenna Gain (dBi)	Polarization (H/V)	Result
3700	-52.25	-13	-39.25	-47.54	-58.64	2.37	8.76	H	Pass
5556	-47.41	-13	-34.41	-44.51	-55.46	2.68	10.73	H	Pass
7400	-49.42	-13	-36.42	-51.54	-58.51	3.03	12.12	H	Pass

Band :	LTE Band 2 / LTE Band 25	**Temperature :**	22~24°C
Test Mode :	20MHz QPSK RB Size 1 Offset 0	**Relative Humidity :**	50~51%
Test Engineer :	Kyle Jhuang	**Polarization :**	Vertical
Remark :	Spurious emissions within 30-10th harmonic were found more than 20dB below limit line.		

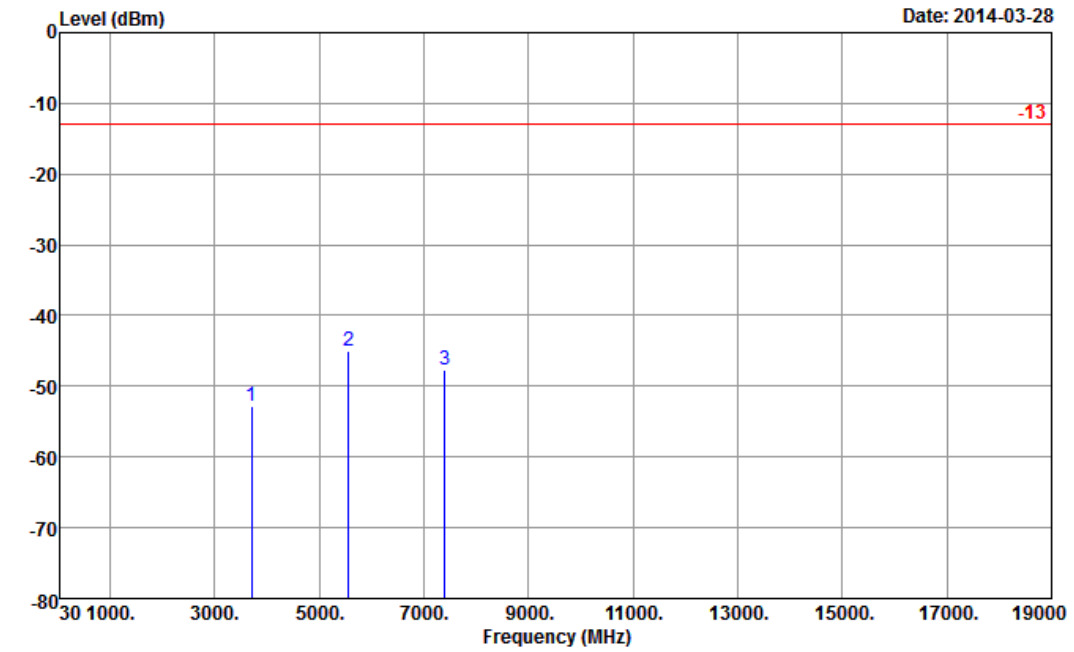

Frequency (MHz)	EIRP (dBm)	Limit (dBm)	Over Limit (dB)	SPA Reading (dBm)	S.G. Power (dBm)	TX Cable loss (dB)	TX Antenna Gain (dBi)	Polarization (H/V)	Result
3700	-52.72	-13	-39.72	-47.57	-59.11	2.37	8.76	V	Pass
5556	-45.06	-13	-32.06	-43.32	-53.11	2.68	10.73	V	Pass
7400	-47.79	-13	-34.79	-51.37	-56.88	3.03	12.12	V	Pass

<Middle Channel>

Band :	LTE Band 2 / LTE Band 25	**Temperature :**	22~24°C
Test Mode :	20MHz QPSK RB Size 1 Offset 0	**Relative Humidity :**	50~51%
Test Engineer :	Kyle Jhuang	**Polarization :**	Horizontal
Remark :	Spurious emissions within 30-10th harmonic were found more than 20dB below limit line.		

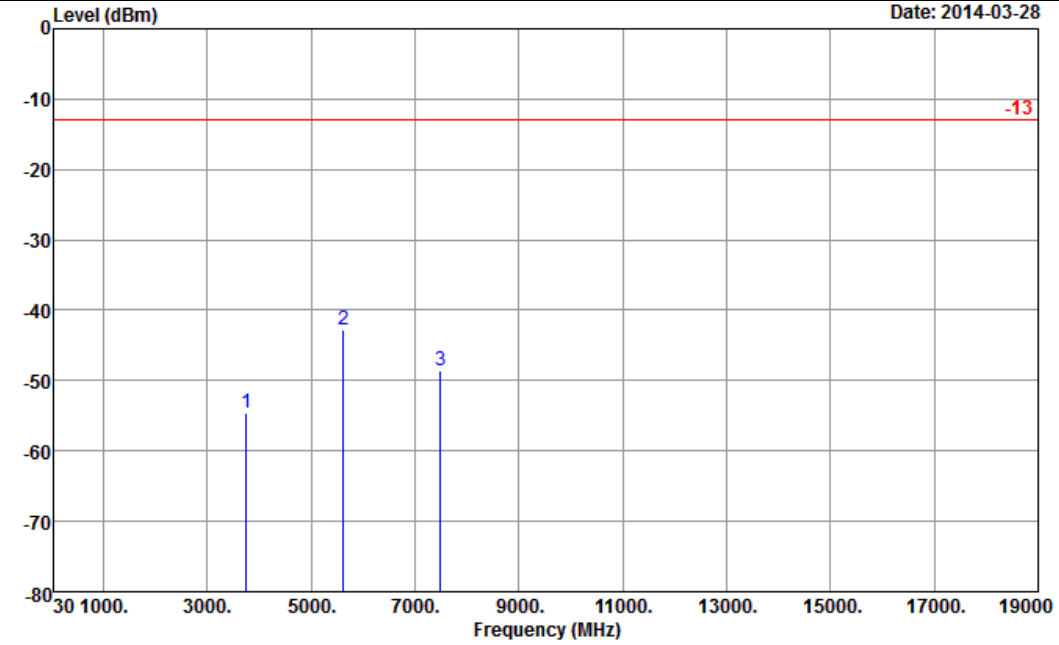

Site : 03CH08-HY
Condition : -13 EIRP_130315 HORIZONTAL

Frequency (MHz)	EIRP (dBm)	Limit (dBm)	Over Limit (dB)	SPA Reading (dBm)	S.G. Power (dBm)	TX Cable loss (dB)	TX Antenna Gain (dBi)	Polarization (H/V)	Result
3744	-54.62	-13	-41.62	-50.17	-61.02	2.37	8.78	H	Pass
5616	-42.75	-13	-29.75	-39.46	-50.79	2.68	10.72	H	Pass
7488	-48.55	-13	-35.55	-51.06	-57.66	3.04	12.15	H	Pass

Band :	LTE Band 2 / LTE Band 25	**Temperature :**	22~24°C
Test Mode :	20MHz QPSK RB Size 1 Offset 0	**Relative Humidity :**	50~51%
Test Engineer :	Kyle Jhuang	**Polarization :**	Vertical
Remark :	Spurious emissions within 30-10th harmonic were found more than 20dB below limit line.		

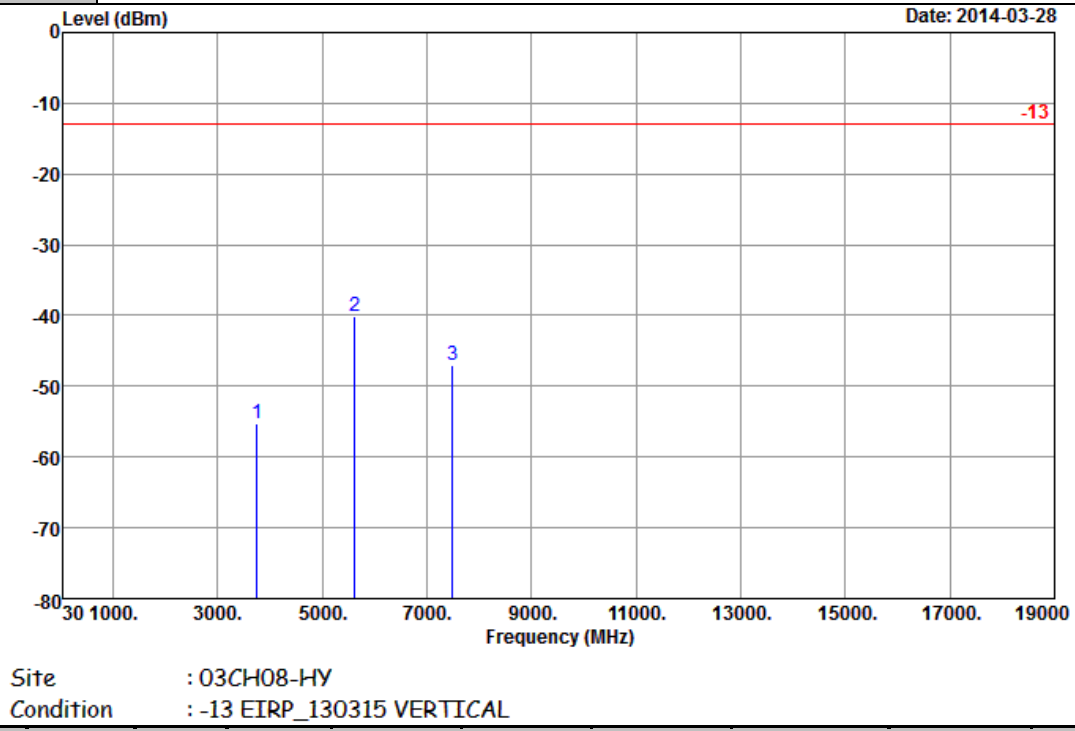

Frequency (MHz)	EIRP (dBm)	Limit (dBm)	Over Limit (dB)	SPA Reading (dBm)	S.G. Power (dBm)	TX Cable loss (dB)	TX Antenna Gain (dBi)	Polarization (H/V)	Result
3744	-55.31	-13	-42.31	-50.36	-61.71	2.37	8.78	V	Pass
5616	-40.07	-13	-27.07	-38.39	-48.11	2.68	10.72	V	Pass
7488	-47.07	-13	-34.07	-50.55	-56.18	3.04	12.15	V	Pass

<High Channel>

Band :	LTE Band 2	**Temperature :**	22~24°C
Test Mode :	20MHz QPSK RB Size 1 Offset 0	**Relative Humidity :**	50~51%
Test Engineer :	Kyle Jhuang	**Polarization :**	Horizontal
Remark :	Spurious emissions within 30-10th harmonic were found more than 20dB below limit line.		

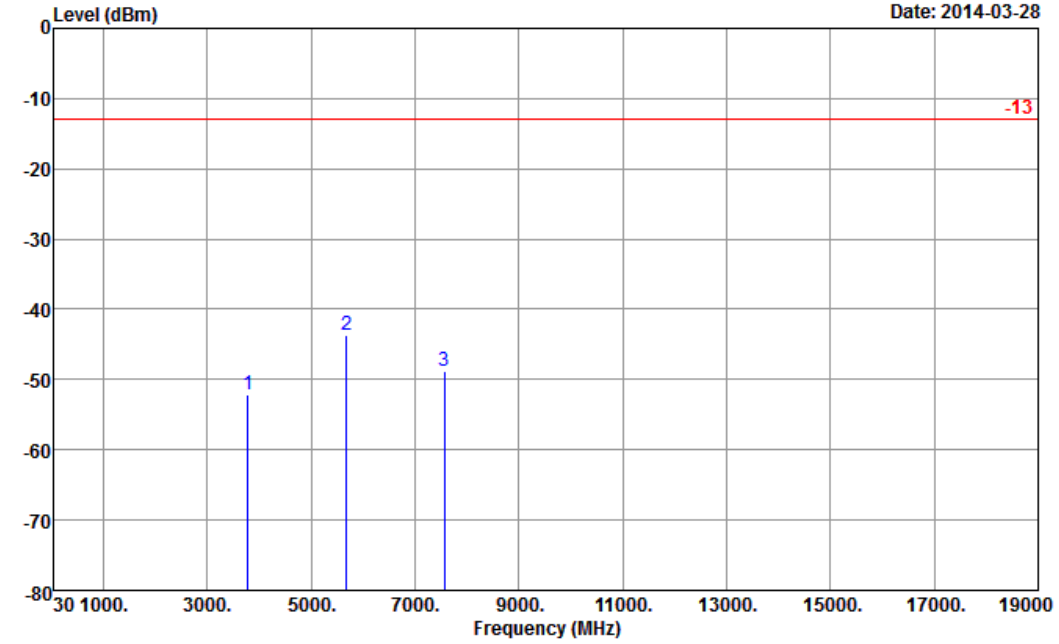

Site : 03CH08-HY
Condition : -13 EIRP_130315 HORIZONTAL

Frequency (MHz)	EIRP (dBm)	Limit (dBm)	Over Limit (dB)	SPA Reading (dBm)	S.G. Power (dBm)	TX Cable loss (dB)	TX Antenna Gain (dBi)	Polarization (H/V)	Result
3780	-52.13	-13	-39.13	-47.53	-58.55	2.37	8.79	H	Pass
5676	-43.74	-13	-30.74	-40.97	-51.77	2.69	10.72	H	Pass
7560	-48.75	-13	-35.75	-51.19	-57.88	3.04	12.17	H	Pass

Band :	LTE Band 2	**Temperature :**	22~24°C
Test Mode :	20MHz QPSK RB Size 1 Offset 0	**Relative Humidity :**	50~51%
Test Engineer :	Kyle Jhuang	**Polarization :**	Vertical
Remark :	Spurious emissions within 30-10th harmonic were found more than 20dB below limit line.		

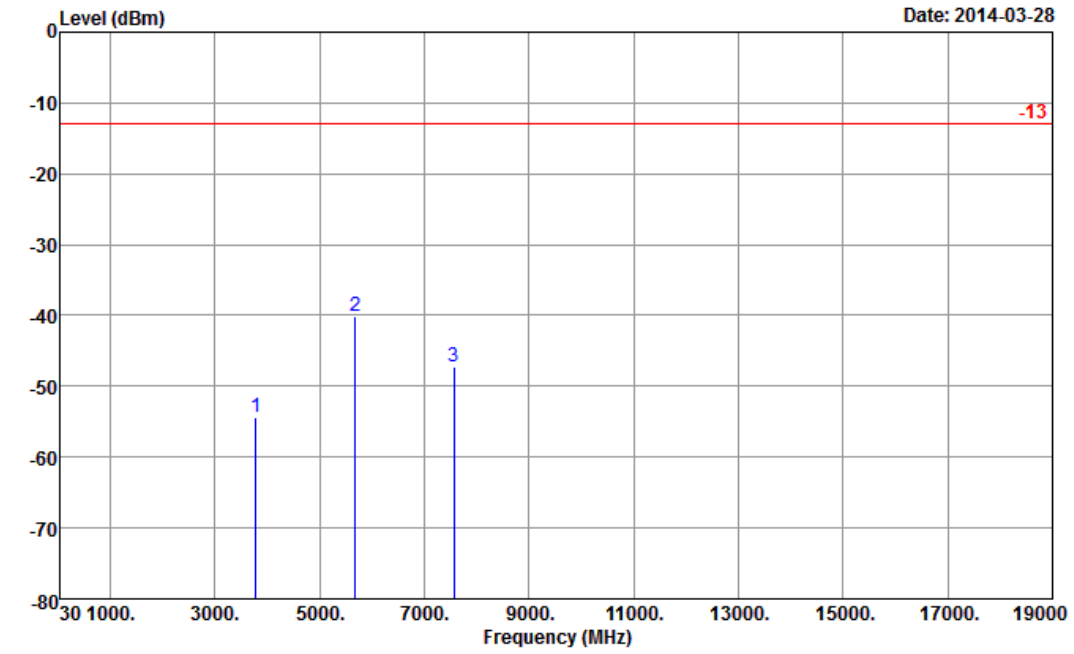

Frequency (MHz)	EIRP (dBm)	Limit (dBm)	Over Limit (dB)	SPA Reading (dBm)	S.G. Power (dBm)	TX Cable loss (dB)	TX Antenna Gain (dBi)	Polarization (H/V)	Result
3780	-54.29	-13	-41.29	-49.57	-60.71	2.37	8.79	V	Pass
5676	-40.10	-13	-27.10	-38.68	-48.13	2.69	10.72	V	Pass
7560	-47.31	-13	-34.31	-50.84	-56.44	3.04	12.17	V	Pass

<High Channel>

Band :	LTE Band 25	**Temperature :**	22~24°C
Test Mode :	1.4MHz QPSK RB Size 1 Offset 0	**Relative Humidity :**	50~51%
Test Engineer :	Kyle Jhuang	**Polarization :**	Horizontal
Remark :	Spurious emissions within 30-10th harmonic were found more than 20dB below limit line.		

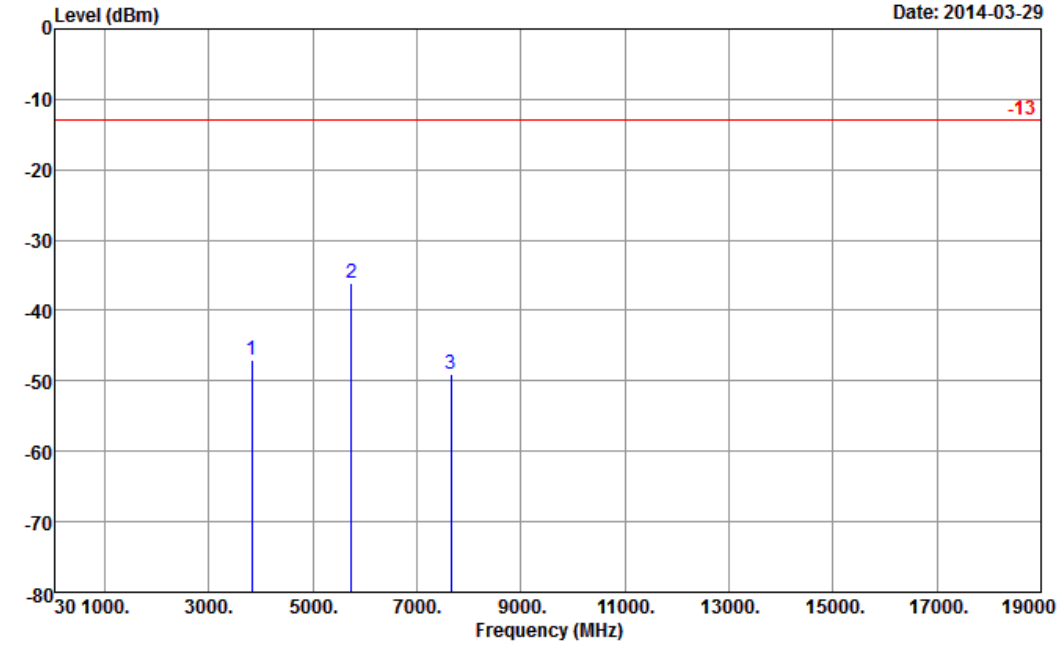

Frequency (MHz)	EIRP (dBm)	Limit (dBm)	Over Limit (dB)	SPA Reading (dBm)	S.G. Power (dBm)	TX Cable loss (dB)	TX Antenna Gain (dBi)	Polarization (H/V)	Result
3828	-47.12	-13	-34.12	-42.68	-53.55	2.37	8.80	H	Pass
5744	-36.11	-13	-23.11	-34.07	-44.14	2.69	10.72	H	Pass
7656	-48.96	-13	-35.96	-51.41	-58.11	3.04	12.19	H	Pass

Band :	LTE Band 25	**Temperature :**	22~24°C
Test Mode :	1.4MHz QPSK RB Size 1 Offset 0	**Relative Humidity :**	50~51%
Test Engineer :	Kyle Jhuang	**Polarization :**	Vertical
Remark :	Spurious emissions within 30-10th harmonic were found more than 20dB below limit line.		

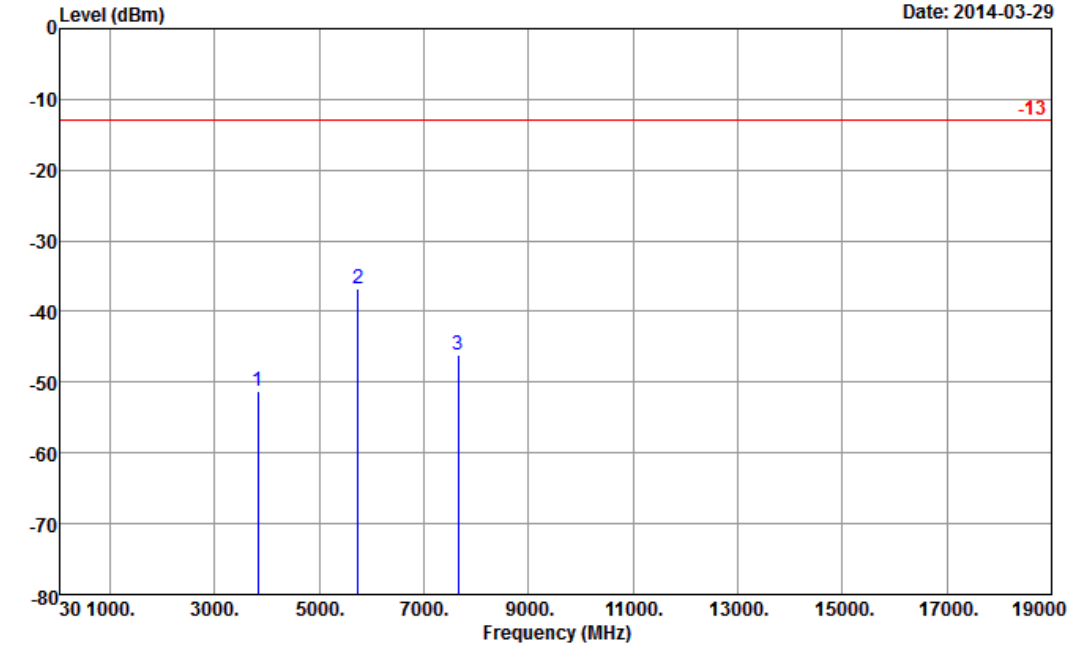

Site : 03CH08-HY
Condition : -13 EIRP_130315 VERTICAL

Frequency (MHz)	EIRP (dBm)	Limit (dBm)	Over Limit (dB)	SPA Reading (dBm)	S.G. Power (dBm)	TX Cable loss (dB)	TX Antenna Gain (dBi)	Polarization (H/V)	Result
3828	-51.26	-13	-38.26	-46.81	-57.69	2.37	8.80	V	Pass
5744	-36.74	-13	-23.74	-35.69	-44.77	2.69	10.72	V	Pass
7656	-46.21	-13	-33.21	-49.63	-55.36	3.04	12.19	V	Pass

<High Channel>

Band :	LTE Band 25	**Temperature :**	22~24°C
Test Mode :	3MHz QPSK RB Size 1 Offset 0	**Relative Humidity :**	50~51%
Test Engineer :	Kyle Jhuang	**Polarization :**	Horizontal
Remark :	Spurious emissions within 30-10th harmonic were found more than 20dB below limit line.		

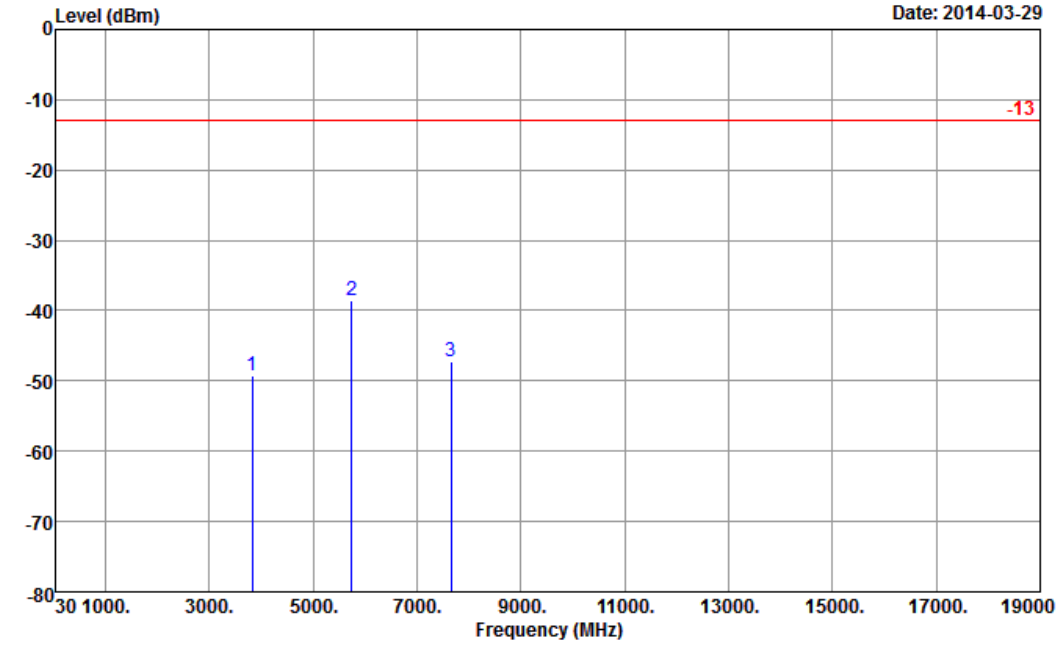

Frequency (MHz)	EIRP (dBm)	Limit (dBm)	Over Limit (dB)	SPA Reading (dBm)	S.G. Power (dBm)	TX Cable loss (dB)	TX Antenna Gain (dBi)	Polarization (H/V)	Result
3824	-49.28	-13	-36.28	-44.96	-55.71	2.37	8.80	H	Pass
5740	-38.60	-13	-25.60	-36.76	-46.63	2.69	10.72	H	Pass
7648	-47.18	-13	-34.18	-49.96	-56.33	3.04	12.19	H	Pass

Band :	LTE Band 25	**Temperature :**	22~24°C
Test Mode :	3MHz QPSK RB Size 1 Offset 0	**Relative Humidity :**	50~51%
Test Engineer :	Kyle Jhuang	**Polarization :**	Vertical
Remark :	Spurious emissions within 30-10th harmonic were found more than 20dB below limit line.		

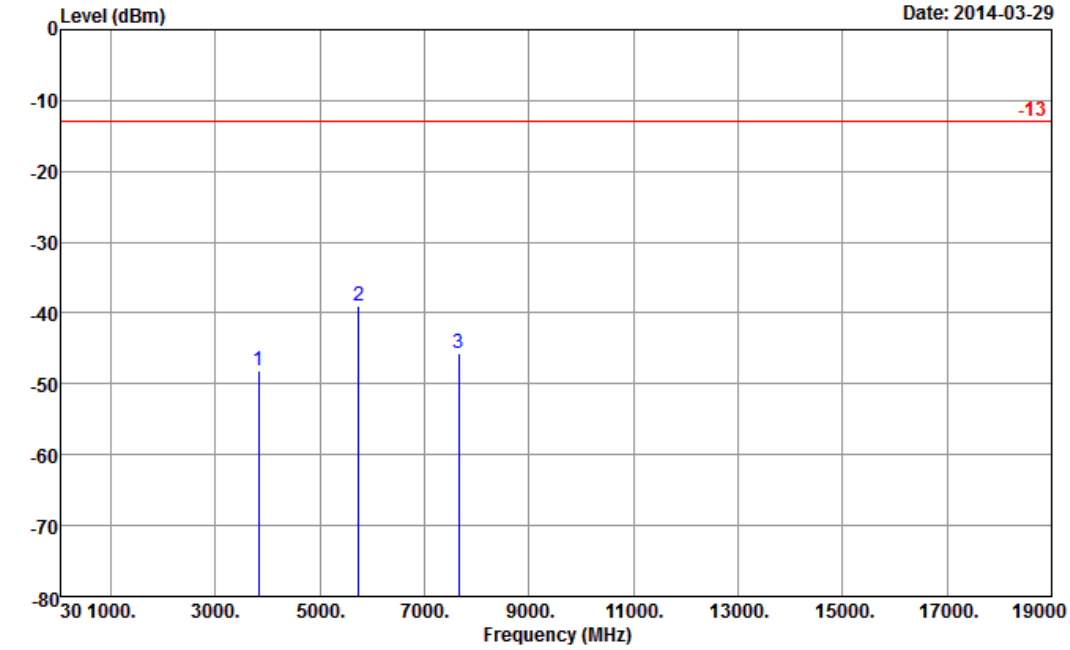

Site : 03CH08-HY
Condition : -13 EIRP_130315 VERTICAL

Frequency (MHz)	EIRP (dBm)	Limit (dBm)	Over Limit (dB)	SPA Reading (dBm)	S.G. Power (dBm)	TX Cable loss (dB)	TX Antenna Gain (dBi)	Polarization (H/V)	Result
3824	-48.23	-13	-35.23	-43.64	-54.66	2.37	8.80	V	Pass
5740	-39.09	-13	-26.09	-37.91	-47.12	2.69	10.72	V	Pass
7648	-45.63	-13	-32.63	-49.18	-54.78	3.04	12.19	V	Pass

<High Channel>

Band :	LTE Band 25	**Temperature :**	22~24°C
Test Mode :	5MHz QPSK RB Size 1 Offset 0	**Relative Humidity :**	50~51%
Test Engineer :	Kyle Jhuang	**Polarization :**	Horizontal
Remark :	Spurious emissions within 30-10th harmonic were found more than 20dB below limit line.		

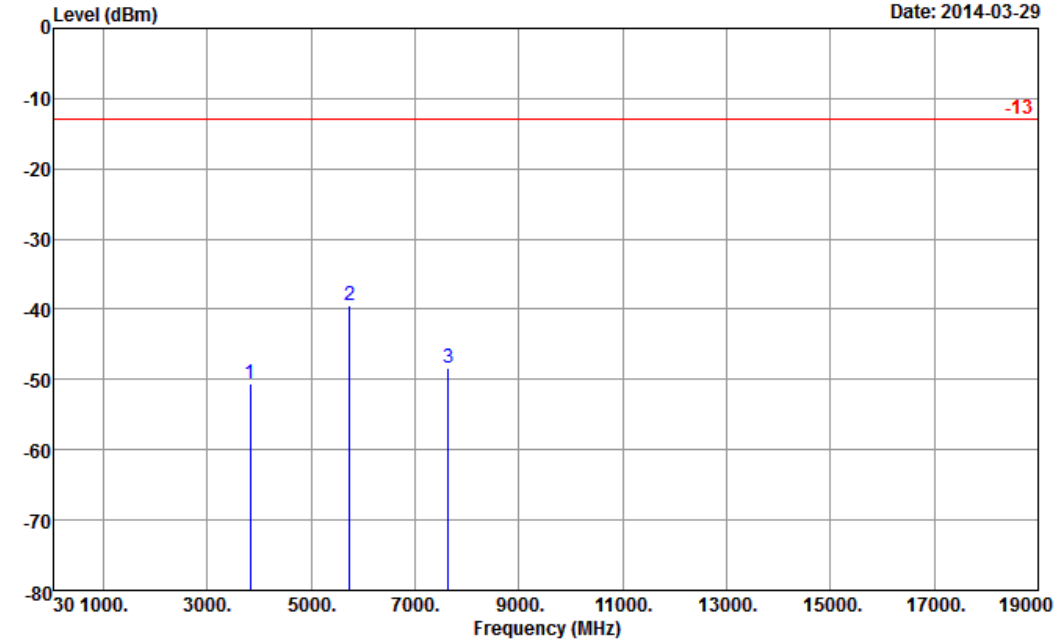

Site : 03CH08-HY
Condition : -13 EIRP_130315 HORIZONTAL

Frequency (MHz)	EIRP (dBm)	Limit (dBm)	Over Limit (dB)	SPA Reading (dBm)	S.G. Power (dBm)	TX Cable loss (dB)	TX Antenna Gain (dBi)	Polarization (H/V)	Result
3820	-50.63	-13	-37.63	-46.35	-57.06	2.37	8.80	H	Pass
5732	-39.35	-13	-26.35	-37.21	-47.38	2.69	10.72	H	Pass
7640	-48.28	-13	-35.28	-50.76	-57.43	3.04	12.19	H	Pass

Band :	LTE Band 25	**Temperature :**	22~24°C
Test Mode :	5MHz QPSK RB Size 1 Offset 0	**Relative Humidity :**	50~51%
Test Engineer :	Kyle Jhuang	**Polarization :**	Vertical
Remark :	Spurious emissions within 30-10th harmonic were found more than 20dB below limit line.		

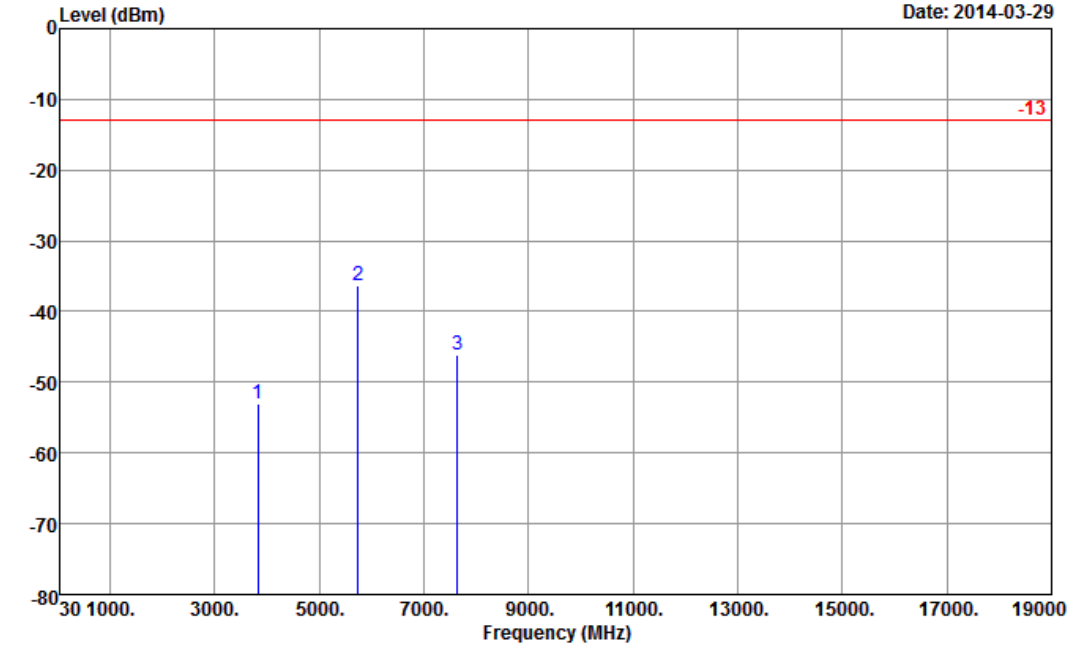

Site : 03CH08-HY
Condition : -13 EIRP_130315 VERTICAL

Frequency (MHz)	EIRP (dBm)	Limit (dBm)	Over Limit (dB)	SPA Reading (dBm)	S.G. Power (dBm)	TX Cable loss (dB)	TX Antenna Gain (dBi)	Polarization (H/V)	Result
3820	-53.08	-13	-40.08	-48.63	-59.51	2.37	8.80	V	Pass
5732	-36.30	-13	-23.30	-34.96	-44.33	2.69	10.72	V	Pass
7640	-46.08	-13	-33.08	-49.51	-55.23	3.04	12.19	V	Pass

<High Channel>

Band :	LTE Band 25	**Temperature :**	22~24°C
Test Mode :	10MHz QPSK RB Size 1 Offset 0	**Relative Humidity :**	50~51%
Test Engineer :	Kyle Jhuang	**Polarization :**	Horizontal
Remark :	Spurious emissions within 30-10th harmonic were found more than 20dB below limit line.		

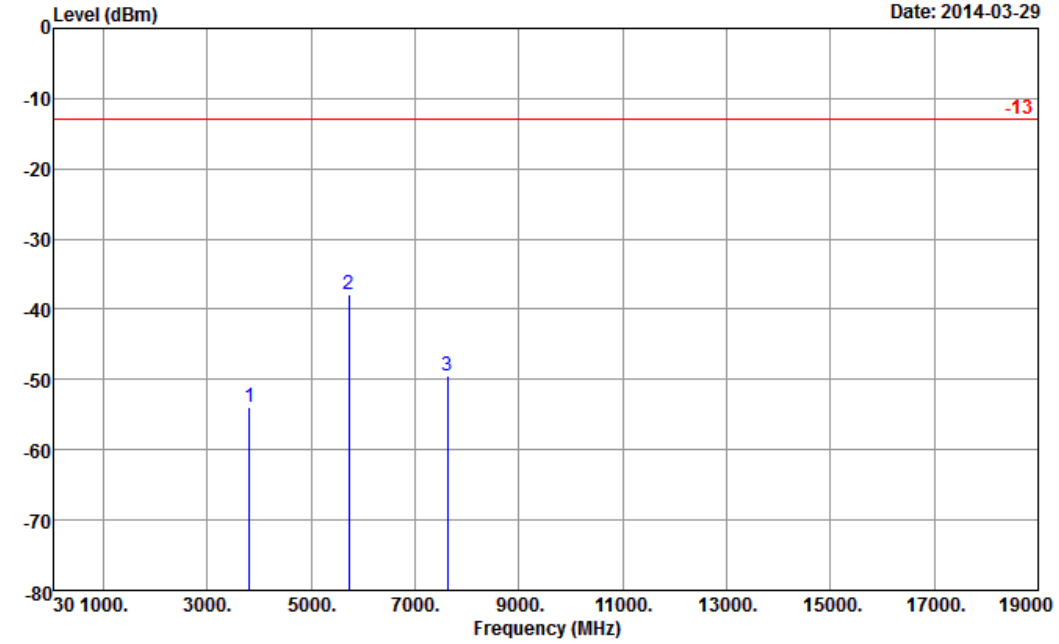

Site : 03CH08-HY
Condition : -13 EIRP_130315 HORIZONTAL

Frequency (MHz)	EIRP (dBm)	Limit (dBm)	Over Limit (dB)	SPA Reading (dBm)	S.G. Power (dBm)	TX Cable loss (dB)	TX Antenna Gain (dBi)	Polarization (H/V)	Result
3810	-54.01	-13	-41.01	-49.55	-60.44	2.37	8.80	H	Pass
5720	-37.85	-13	-24.85	-35.55	-45.88	2.69	10.72	H	Pass
7620	-49.52	-13	-36.52	-51.9	-58.66	3.04	12.18	H	Pass

Band :	LTE Band 25	**Temperature :**	22~24°C
Test Mode :	10MHz QPSK RB Size 1 Offset 0	**Relative Humidity :**	50~51%
Test Engineer :	Kyle Jhuang	**Polarization :**	Vertical
Remark :	Spurious emissions within 30-10th harmonic were found more than 20dB below limit line.		

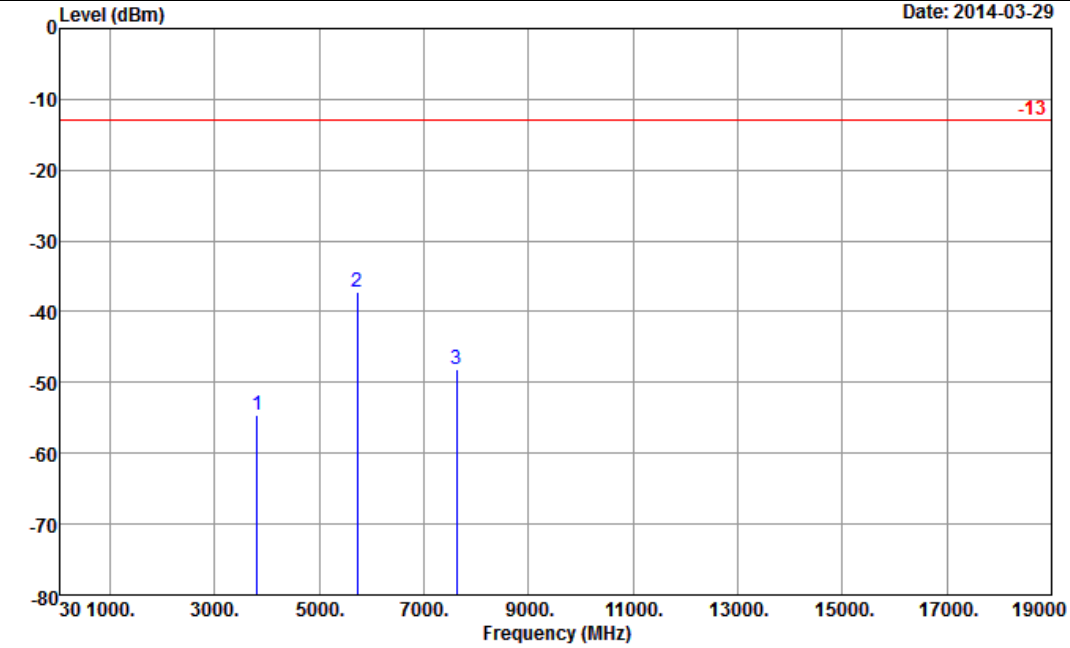

Site : 03CH08-HY
Condition : -13 EIRP_130315 VERTICAL

Frequency (MHz)	EIRP (dBm)	Limit (dBm)	Over Limit (dB)	SPA Reading (dBm)	S.G. Power (dBm)	TX Cable loss (dB)	TX Antenna Gain (dBi)	Polarization (H/V)	Result
3810	-54.49	-13	-41.49	-49.95	-60.92	2.37	8.80	V	Pass
5720	-37.28	-13	-24.28	-36.05	-45.31	2.69	10.72	V	Pass
7620	-48.19	-13	-35.19	-51.61	-57.33	3.04	12.18	V	Pass

<High Channel>

Band :	LTE Band 25	**Temperature :**	22~24°C
Test Mode :	15MHz QPSK RB Size 1 Offset 37	**Relative Humidity :**	50~51%
Test Engineer :	Kyle Jhuang	**Polarization :**	Horizontal
Remark :	Spurious emissions within 30-10th harmonic were found more than 20dB below limit line.		

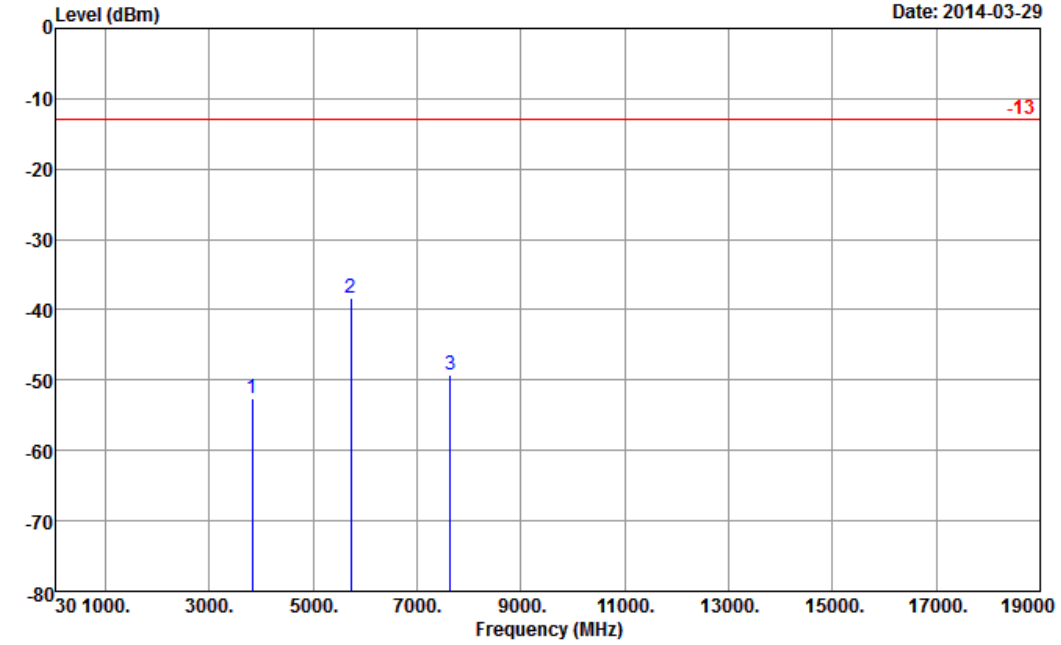

Frequency (MHz)	EIRP (dBm)	Limit (dBm)	Over Limit (dB)	SPA Reading (dBm)	S.G. Power (dBm)	TX Cable loss (dB)	TX Antenna Gain (dBi)	Polarization (H/V)	Result
3816	-52.52	-13	-39.52	-48.09	-58.95	2.37	8.80	H	Pass
5724	-38.31	-13	-25.31	-36.05	-46.34	2.69	10.72	H	Pass
7632	-49.17	-13	-36.17	-51.45	-58.31	3.04	12.18	H	Pass

Band :	LTE Band 25	**Temperature :**	22~24°C
Test Mode :	15MHz QPSK RB Size 1 Offset 37	**Relative Humidity :**	50~51%
Test Engineer :	Kyle Jhuang	**Polarization :**	Vertical
Remark :	Spurious emissions within 30-10th harmonic were found more than 20dB below limit line.		

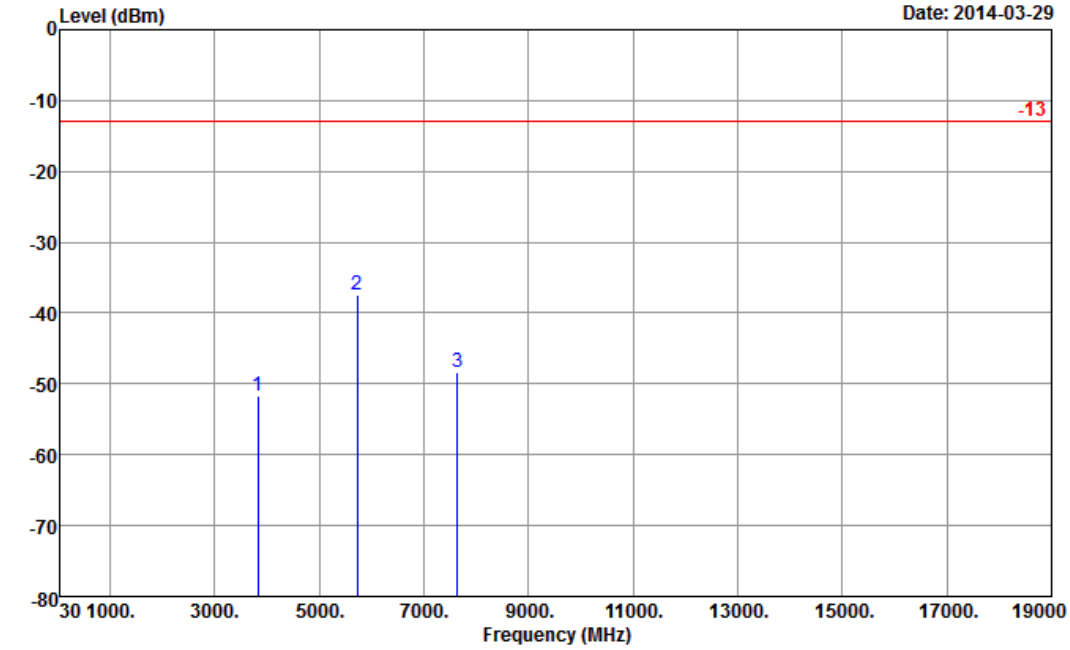

Site : 03CH08-HY
Condition : -13 EIRP_130315 VERTICAL

Frequency (MHz)	EIRP (dBm)	Limit (dBm)	Over Limit (dB)	SPA Reading (dBm)	S.G. Power (dBm)	TX Cable loss (dB)	TX Antenna Gain (dBi)	Polarization (H/V)	Result
3816	-51.70	-13	-38.70	-47.27	-58.13	2.37	8.80	V	Pass
5724	-37.52	-13	-24.52	-36.33	-45.55	2.69	10.72	V	Pass
7632	-48.38	-13	-35.38	-51.8	-57.52	3.04	12.18	V	Pass

<High Channel>

Band :	LTE Band 25	**Temperature :**	22~24°C
Test Mode :	20MHz QPSK RB Size 1 Offset 0	**Relative Humidity :**	50~51%
Test Engineer :	Kyle Jhuang	**Polarization :**	Horizontal
Remark :	Spurious emissions within 30-10th harmonic were found more than 20dB below limit line.		

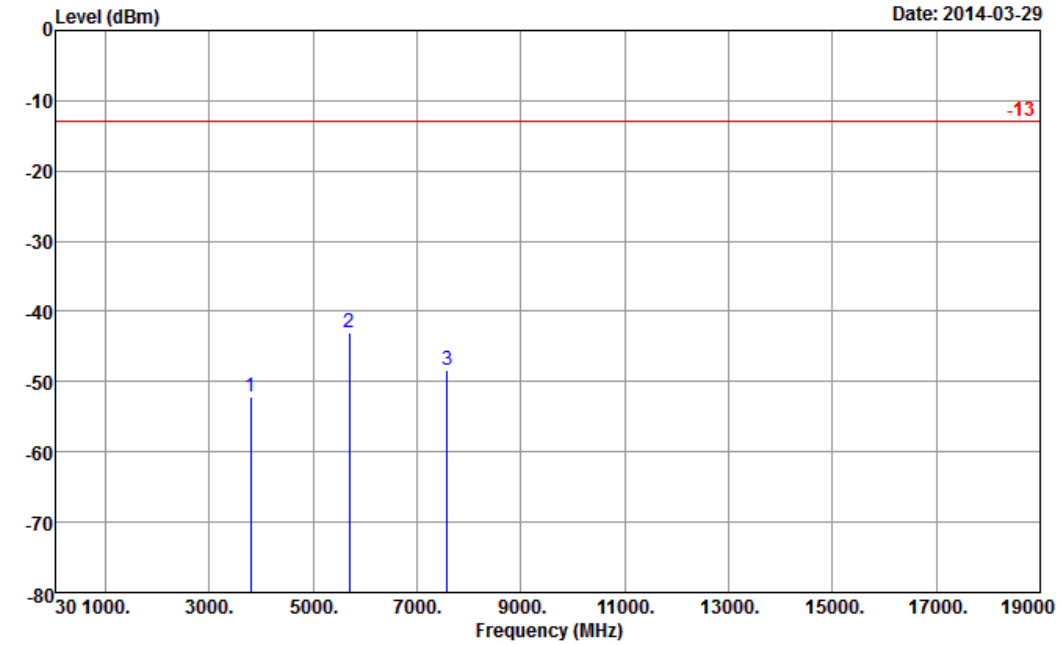

Site : 03CH08-HY
Condition : -13 EIRP_130315 HORIZONTAL

Frequency (MHz)	EIRP (dBm)	Limit (dBm)	Over Limit (dB)	SPA Reading (dBm)	S.G. Power (dBm)	TX Cable loss (dB)	TX Antenna Gain (dBi)	Polarization (H/V)	Result
3792	-52.23	-13	-39.23	-47.8	-58.66	2.37	8.80	H	Pass
5688	-43.03	-13	-30.03	-40.47	-51.06	2.69	10.72	H	Pass
7580	-48.41	-13	-35.41	-51.26	-57.55	3.04	12.18	H	Pass

Band :	LTE Band 25	**Temperature :**	22~24°C
Test Mode :	20MHz QPSK RB Size 1 Offset 0	**Relative Humidity :**	50~51%
Test Engineer :	Kyle Jhuang	**Polarization :**	Vertical
Remark :	Spurious emissions within 30-10th harmonic were found more than 20dB below limit line.		

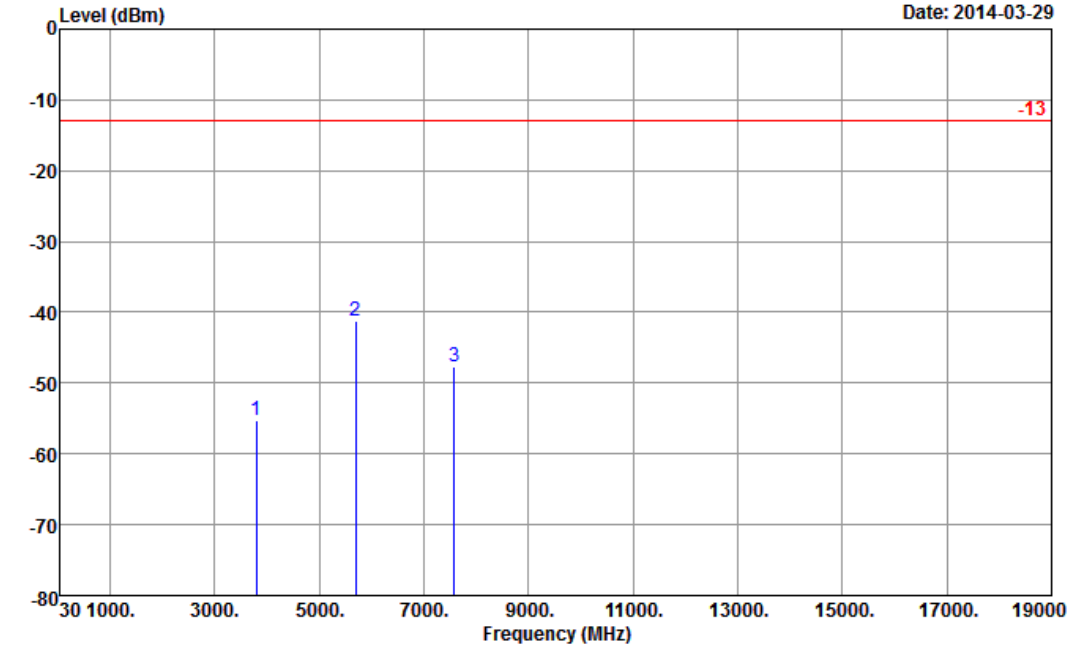

Site : 03CH08-HY
Condition : -13 EIRP_130315 VERTICAL

Frequency (MHz)	EIRP (dBm)	Limit (dBm)	Over Limit (dB)	SPA Reading (dBm)	S.G. Power (dBm)	TX Cable loss (dB)	TX Antenna Gain (dBi)	Polarization (H/V)	Result
3790	-55.18	-13	-42.18	-49.75	-61.61	2.37	8.80	V	Pass
5688	-41.30	-13	-28.30	-39.82	-49.33	2.69	10.72	V	Pass
7580	-47.74	-13	-34.74	-51.14	-56.88	3.04	12.18	V	Pass

<Low Channel>

Band :	LTE Band 4	**Temperature :**	22~24°C
Test Mode :	1.4MHz QPSK RB Size 3 Offset 0	**Relative Humidity :**	50~51%
Test Engineer :	Kyle Jhuang	**Polarization :**	Horizontal
Remark :	Spurious emissions within 30-10th harmonic were found more than 20dB below limit line.		

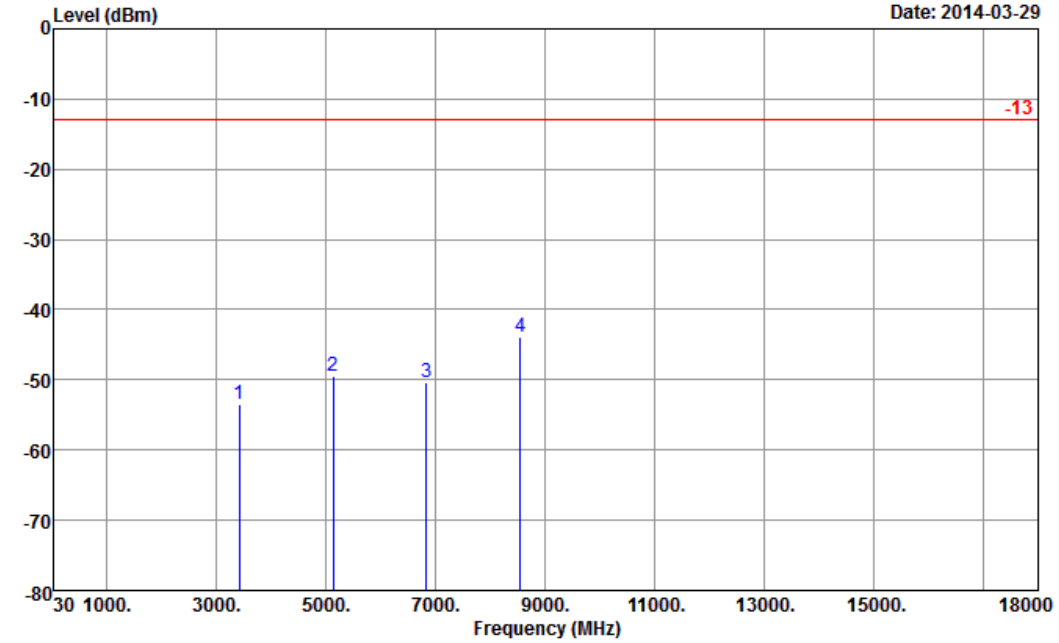

Site : 03CH08-HY
Condition : -13 EIRP_130315 HORIZONTAL

Frequency (MHz)	EIRP (dBm)	Limit (dBm)	Over Limit (dB)	SPA Reading (dBm)	S.G. Power (dBm)	TX Cable loss (dB)	TX Antenna Gain (dBi)	Polarization (H/V)	Result
3420	-53.51	-13	-40.51	-47.28	-59.22	2.48	8.19	H	Pass
5132	-49.37	-13	-36.37	-46.01	-57.03	2.74	10.40	H	Pass
6840	-50.40	-13	-37.40	-50.85	-58.66	3.11	11.37	H	Pass
8552	-43.90	-13	-30.90	-47.08	-53.19	3.77	13.06	H	Pass

Band :	LTE Band 4	**Temperature :**	22~24°C
Test Mode :	1.4MHz QPSK RB Size 3 Offset 0	**Relative Humidity :**	50~51%
Test Engineer :	Kyle Jhuang	**Polarization :**	Vertical
Remark :	Spurious emissions within 30-10th harmonic were found more than 20dB below limit line.		

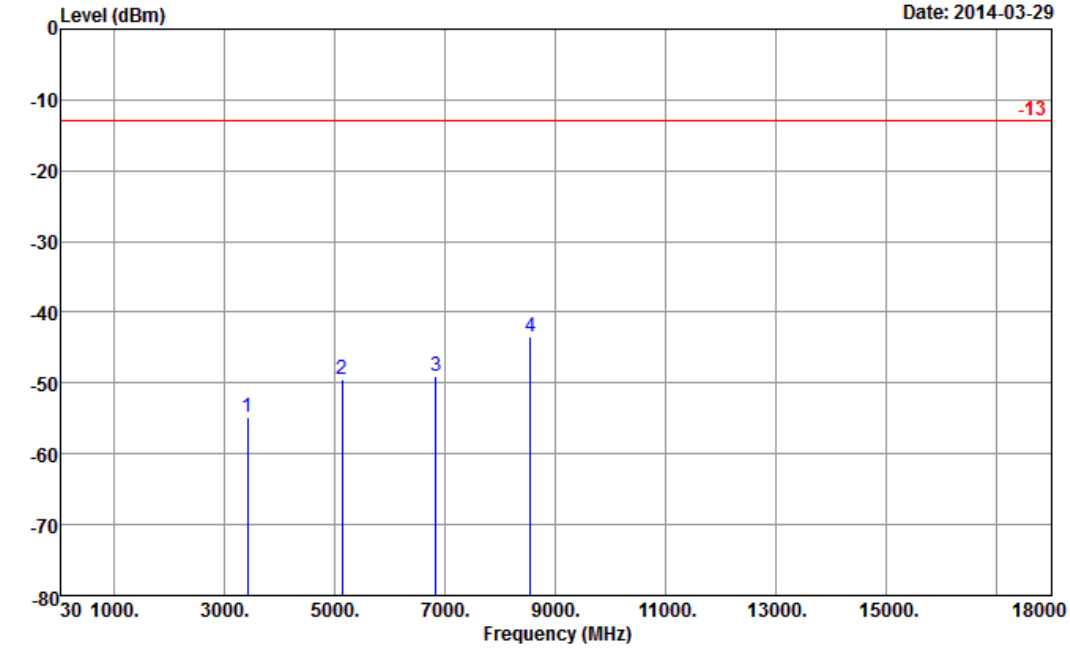

Site : 03CH08-HY
Condition : -13 EIRP_130315 VERTICAL

Frequency (MHz)	EIRP (dBm)	Limit (dBm)	Over Limit (dB)	SPA Reading (dBm)	S.G. Power (dBm)	TX Cable loss (dB)	TX Antenna Gain (dBi)	Polarization (H/V)	Result
3420	-54.84	-13	-41.84	-47.79	-60.55	2.48	8.19	V	Pass
5132	-49.40	-13	-36.40	-46.52	-57.06	2.74	10.40	V	Pass
6840	-49.07	-13	-36.07	-50.22	-57.33	3.11	11.37	V	Pass
8552	-43.42	-13	-30.42	-47.58	-52.71	3.77	13.06	V	Pass

<Middle Channel>

Band :	LTE Band 4	**Temperature :**	22~24°C
Test Mode :	1.4MHz QPSK RB Size 3 Offset 0	**Relative Humidity :**	50~51%
Test Engineer :	Kyle Jhuang	**Polarization :**	Horizontal
Remark :	Spurious emissions within 30-10th harmonic were found more than 20dB below limit line.		

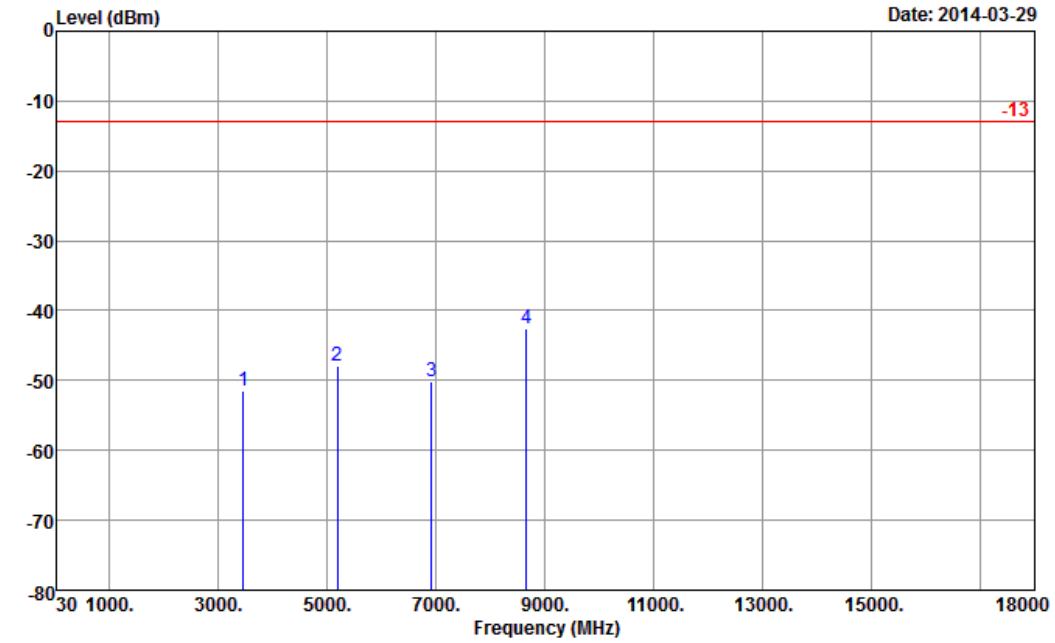

Site : 03CH08-HY
Condition : -13 EIRP_130315 HORIZONTAL

Frequency (MHz)	EIRP (dBm)	Limit (dBm)	Over Limit (dB)	SPA Reading (dBm)	S.G. Power (dBm)	TX Cable loss (dB)	TX Antenna Gain (dBi)	Polarization (H/V)	Result
3464	-51.43	-13	-38.43	-46.37	-57.22	2.50	8.30	H	Pass
5196	-48.01	-13	-35.01	-45.4	-55.71	2.74	10.44	H	Pass
6928	-50.03	-13	-37.03	-50.47	-58.37	3.13	11.47	H	Pass
8660	-42.53	-13	-29.53	-46.4	-51.89	3.75	13.11	H	Pass

Band :	LTE Band 4	**Temperature :**	22~24°C
Test Mode :	1.4MHz QPSK RB Size 3 Offset 0	**Relative Humidity :**	50~51%
Test Engineer :	Kyle Jhuang	**Polarization :**	Vertical
Remark :	Spurious emissions within 30-10th harmonic were found more than 20dB below limit line.		

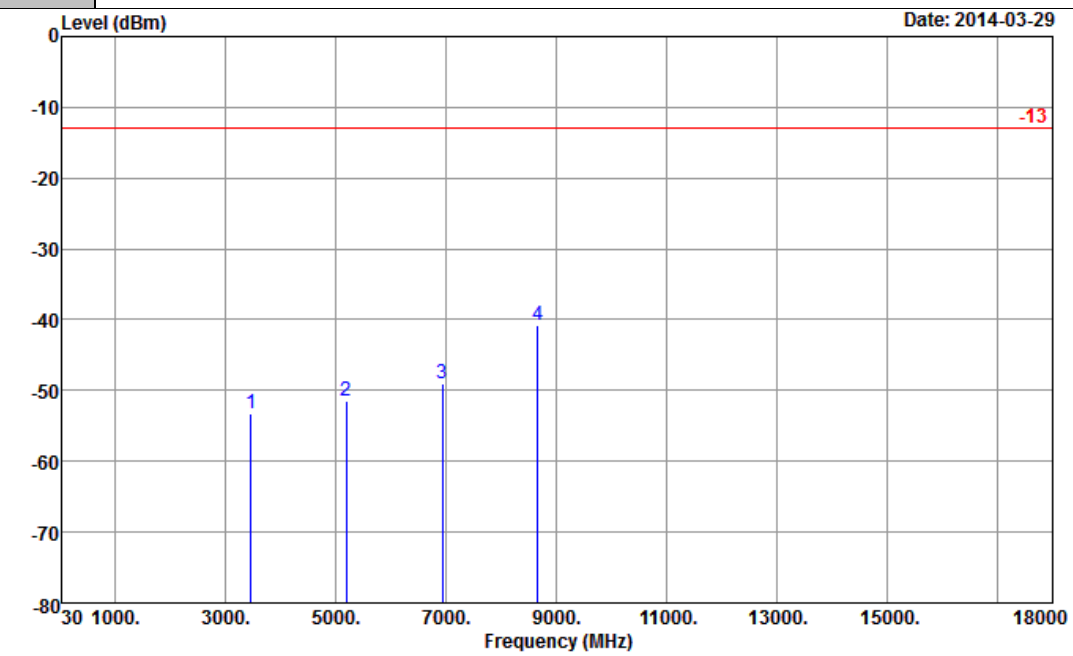

Site : 03CH08-HY
Condition : -13 EIRP_130315 VERTICAL

Frequency (MHz)	EIRP (dBm)	Limit (dBm)	Over Limit (dB)	SPA Reading (dBm)	S.G. Power (dBm)	TX Cable loss (dB)	TX Antenna Gain (dBi)	Polarization (H/V)	Result
3464	-53.28	-13	-40.28	-46.69	-59.07	2.50	8.30	V	Pass
5200	-51.46	-13	-38.46	-48.68	-59.16	2.74	10.44	V	Pass
6930	-49.13	-13	-36.13	-51.11	-57.47	3.13	11.47	V	Pass
8660	-40.76	-13	-27.76	-45.46	-50.12	3.75	13.11	V	Pass

<High Channel>

Band :	LTE Band 4	**Temperature :**	22~24°C
Test Mode :	1.4MHz QPSK RB Size 3 Offset 0	**Relative Humidity :**	50~51%
Test Engineer :	Kyle Jhuang	**Polarization :**	Horizontal
Remark :	Spurious emissions within 30-10th harmonic were found more than 20dB below limit line.		

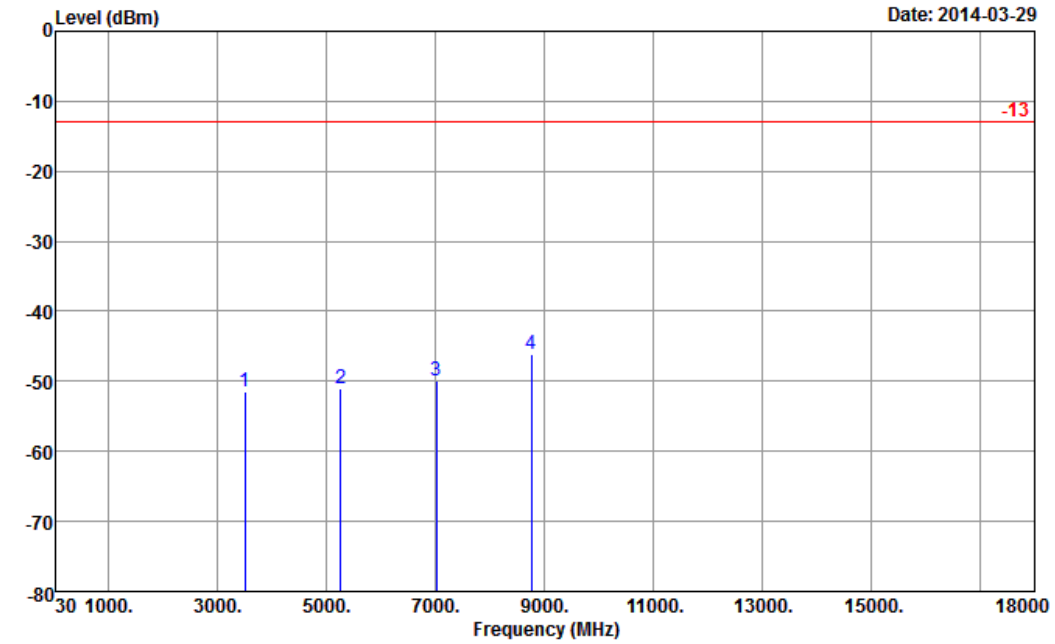

Site : 03CH08-HY
Condition : -13 EIRP_130315 HORIZONTAL

Frequency (MHz)	EIRP (dBm)	Limit (dBm)	Over Limit (dB)	SPA Reading (dBm)	S.G. Power (dBm)	TX Cable loss (dB)	TX Antenna Gain (dBi)	Polarization (H/V)	Result
3508	-51.46	-13	-38.46	-47.14	-57.33	2.52	8.39	H	Pass
5264	-50.92	-13	-37.92	-48.44	-58.66	2.74	10.48	H	Pass
7016	-50.01	-13	-37.01	-50.53	-58.43	3.15	11.57	H	Pass
8772	-46.04	-13	-33.04	-50.23	-55.47	3.73	13.16	H	Pass

Band :	LTE Band 4	**Temperature :**	22~24°C
Test Mode :	1.4MHz QPSK RB Size 3 Offset 0	**Relative Humidity :**	50~51%
Test Engineer :	Kyle Jhuang	**Polarization :**	Vertical
Remark :	Spurious emissions within 30-10th harmonic were found more than 20dB below limit line.		

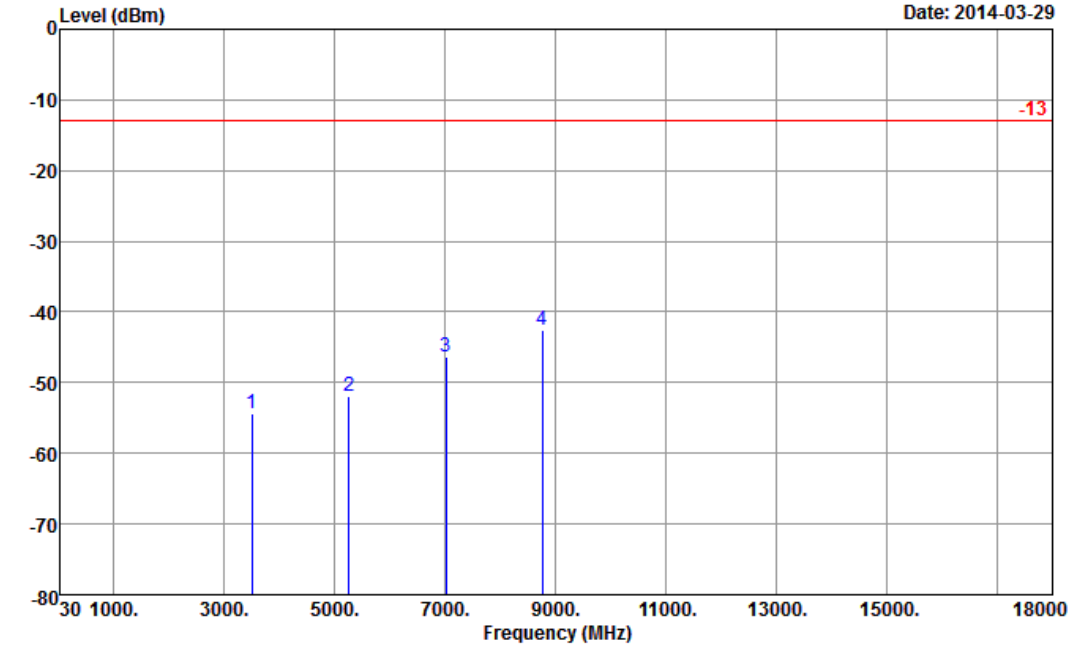

Site : 03CH08-HY
Condition : -13 EIRP_130315 VERTICAL

Frequency (MHz)	EIRP (dBm)	Limit (dBm)	Over Limit (dB)	SPA Reading (dBm)	S.G. Power (dBm)	TX Cable loss (dB)	TX Antenna Gain (dBi)	Polarization (H/V)	Result
3508	-54.39	-13	-41.39	-48.63	-60.26	2.52	8.39	V	Pass
5264	-51.92	-13	-38.92	-49.27	-59.66	2.74	10.48	V	Pass
7018	-46.45	-13	-33.45	-48.4	-54.87	3.15	11.57	V	Pass
8772	-42.63	-13	-29.63	-47.38	-52.06	3.73	13.16	V	Pass

<Low Channel>

Band :	LTE Band 4	**Temperature :**	22~24°C
Test Mode :	3MHz QPSK RB Size 1 Offset 14	**Relative Humidity :**	50~51%
Test Engineer :	Kyle Jhuang	**Polarization :**	Horizontal
Remark :	Spurious emissions within 30-10th harmonic were found more than 20dB below limit line.		

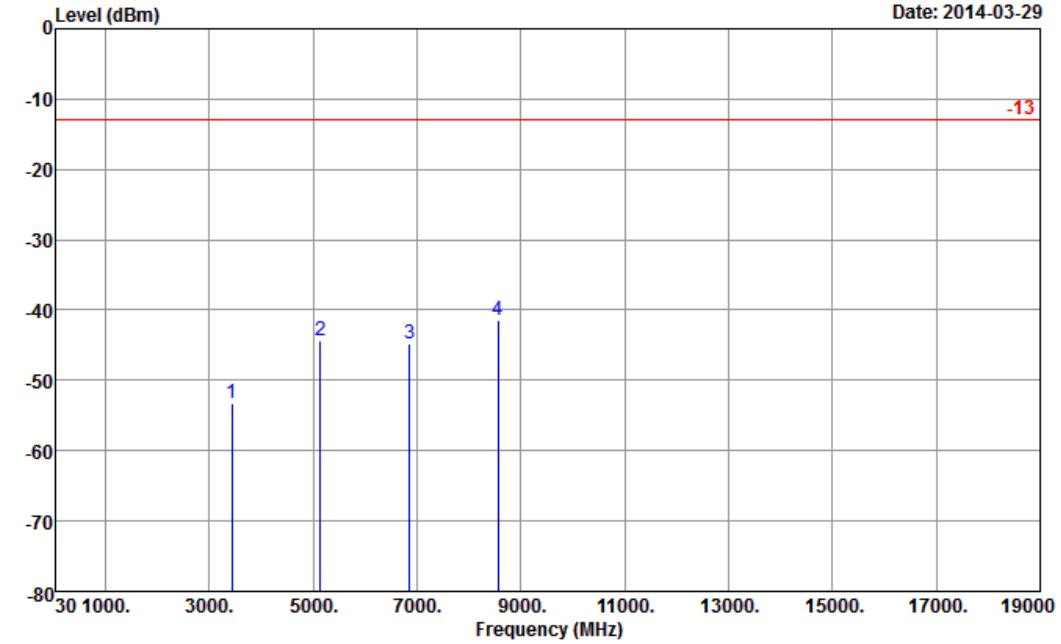

Site : 03CH08-HY
Condition : -13 EIRP_130315 HORIZONTAL

Frequency (MHz)	EIRP (dBm)	Limit (dBm)	Over Limit (dB)	SPA Reading (dBm)	S.G. Power (dBm)	TX Cable loss (dB)	TX Antenna Gain (dBi)	Polarization (H/V)	Result
3424	-53.32	-13	-40.32	-47.13	-59.03	2.48	8.20	H	Pass
5140	-44.34	-13	-31.34	-40.93	-52	2.74	10.40	H	Pass
6852	-44.85	-13	-31.85	-45.01	-53.12	3.11	11.38	H	Pass
8564	-41.35	-13	-28.35	-44.66	-50.64	3.77	13.06	H	Pass

Band :	LTE Band 4	**Temperature :**	22~24°C
Test Mode :	3MHz QPSK RB Size 1 Offset 14	**Relative Humidity :**	50~51%
Test Engineer :	Kyle Jhuang	**Polarization :**	Vertical
Remark :	Spurious emissions within 30-10th harmonic were found more than 20dB below limit line.		

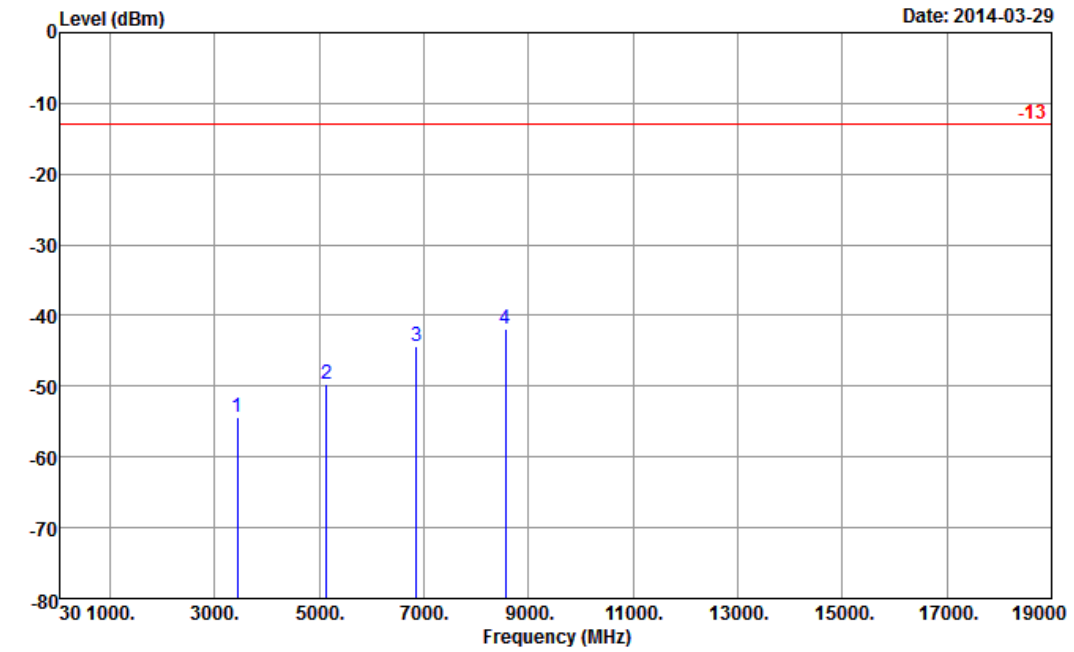

Frequency (MHz)	EIRP (dBm)	Limit (dBm)	Over Limit (dB)	SPA Reading (dBm)	S.G. Power (dBm)	TX Cable loss (dB)	TX Antenna Gain (dBi)	Polarization (H/V)	Result
3424	-54.45	-13	-41.45	-47.44	-60.16	2.48	8.20	V	Pass
5140	-49.79	-13	-36.79	-46.94	-57.45	2.74	10.40	V	Pass
6852	-44.36	-13	-31.36	-45.65	-52.63	3.11	11.38	V	Pass
8564	-41.79	-13	-28.79	-46.1	-51.08	3.77	13.06	V	Pass

<Middle Channel>

Band :	LTE Band 4	**Temperature :**	22~24°C
Test Mode :	3MHz QPSK RB Size 1 Offset 14	**Relative Humidity :**	50~51%
Test Engineer :	Kyle Jhuang	**Polarization :**	Horizontal
Remark :	Spurious emissions within 30-10th harmonic were found more than 20dB below limit line.		

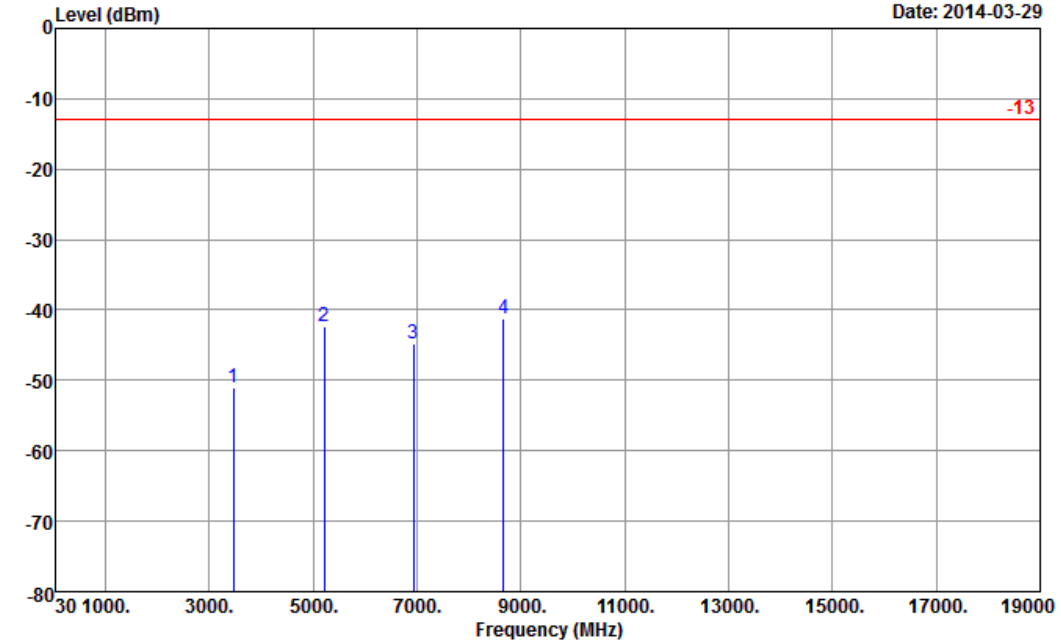

Site : 03CH08-HY
Condition : -13 EIRP_130315 HORIZONTAL

Frequency (MHz)	EIRP (dBm)	Limit (dBm)	Over Limit (dB)	SPA Reading (dBm)	S.G. Power (dBm)	TX Cable loss (dB)	TX Antenna Gain (dBi)	Polarization (H/V)	Result
3468	-51.02	-13	-38.02	-45.6	-56.81	2.50	8.30	H	Pass
5204	-42.32	-13	-29.32	-39.54	-50.02	2.74	10.44	H	Pass
6936	-44.80	-13	-31.80	-45.08	-53.14	3.13	11.47	H	Pass
8668	-41.30	-13	-28.30	-45.08	-50.66	3.75	13.11	H	Pass

Band :	LTE Band 4	**Temperature :**	22~24°C
Test Mode :	3MHz QPSK RB Size 1 Offset 14	**Relative Humidity :**	50~51%
Test Engineer :	Kyle Jhuang	**Polarization :**	Vertical
Remark :	Spurious emissions within 30-10th harmonic were found more than 20dB below limit line.		

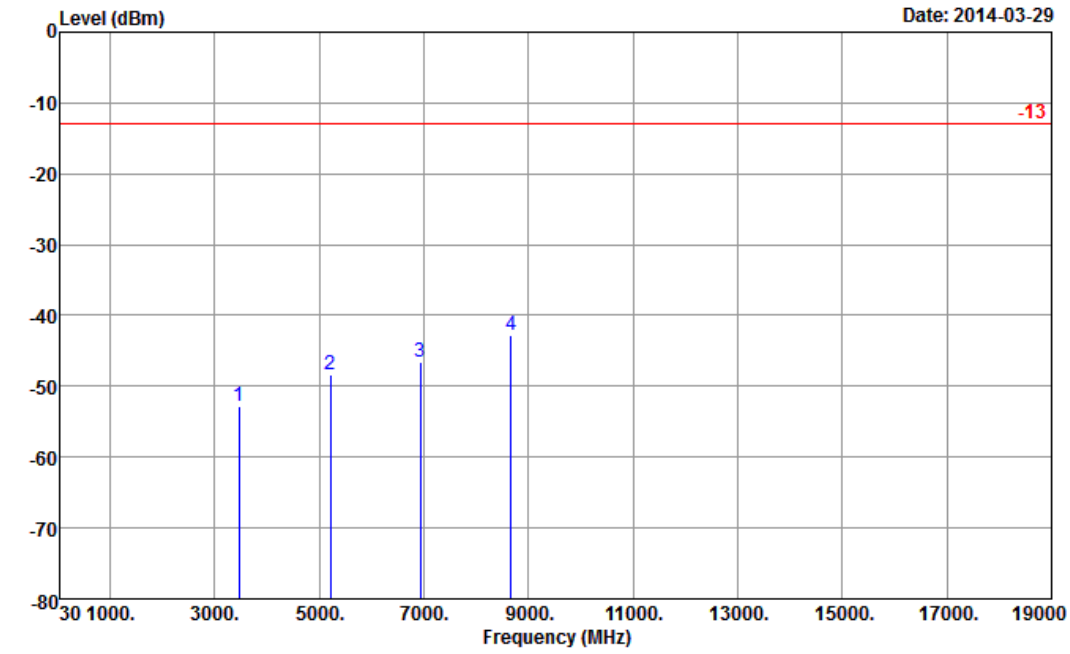

Frequency (MHz)	EIRP (dBm)	Limit (dBm)	Over Limit (dB)	SPA Reading (dBm)	S.G. Power (dBm)	TX Cable loss (dB)	TX Antenna Gain (dBi)	Polarization (H/V)	Result
3468	-52.89	-13	-39.89	-46.28	-58.68	2.50	8.30	V	Pass
5204	-48.44	-13	-35.44	-45.59	-56.14	2.74	10.44	V	Pass
6936	-46.55	-13	-33.55	-48.22	-54.89	3.13	11.47	V	Pass
8668	-42.86	-13	-29.86	-47.49	-52.22	3.75	13.11	V	Pass

<High Channel>

Band :	LTE Band 4	**Temperature :**	22~24°C
Test Mode :	3MHz QPSK RB Size 1 Offset 14	**Relative Humidity :**	50~51%
Test Engineer :	Kyle Jhuang	**Polarization :**	Horizontal
Remark :	Spurious emissions within 30-10th harmonic were found more than 20dB below limit line.		

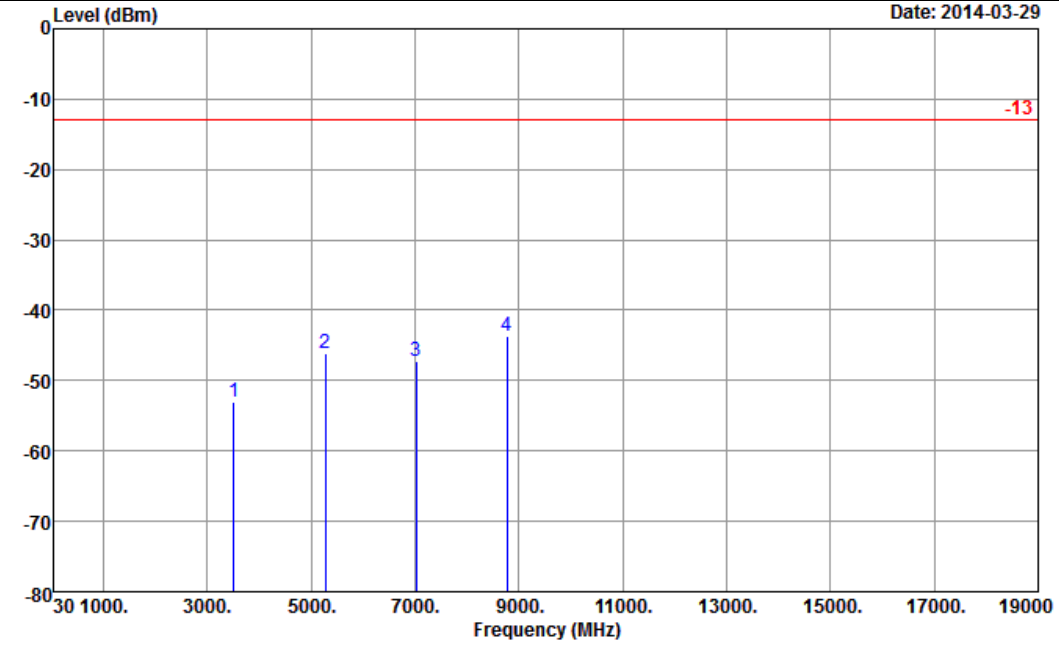

Site : 03CH08-HY
Condition : -13 EIRP_130315 HORIZONTAL

Frequency (MHz)	EIRP (dBm)	Limit (dBm)	Over Limit (dB)	SPA Reading (dBm)	S.G. Power (dBm)	TX Cable loss (dB)	TX Antenna Gain (dBi)	Polarization (H/V)	Result
3508	-53.01	-13	-40.01	-48.41	-58.88	2.52	8.39	H	Pass
5264	-46.12	-13	-33.12	-43.32	-53.86	2.74	10.48	H	Pass
7020	-47.32	-13	-34.32	-47.85	-55.74	3.15	11.56	H	Pass
8776	-43.61	-13	-30.61	-47.68	-53.04	3.73	13.16	H	Pass

Band :	LTE Band 4	**Temperature :**	22~24°C
Test Mode :	3MHz QPSK RB Size 1 Offset 14	**Relative Humidity :**	50~51%
Test Engineer :	Kyle Jhuang	**Polarization :**	Vertical
Remark :	Spurious emissions within 30-10th harmonic were found more than 20dB below limit line.		

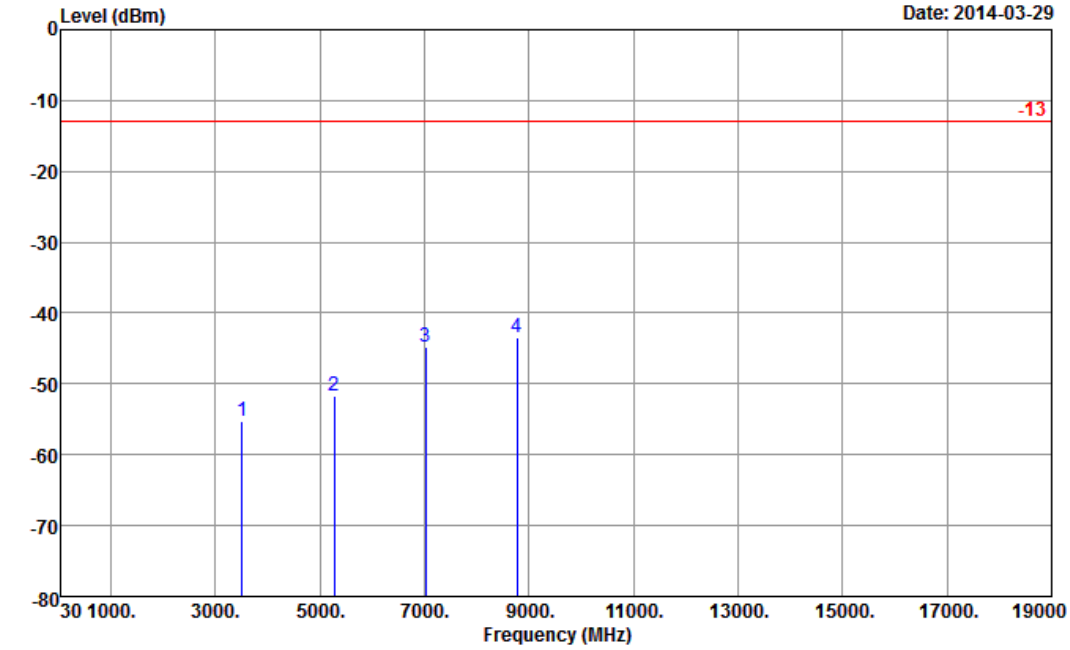

Frequency (MHz)	EIRP (dBm)	Limit (dBm)	Over Limit (dB)	SPA Reading (dBm)	S.G. Power (dBm)	TX Cable loss (dB)	TX Antenna Gain (dBi)	Polarization (H/V)	Result
3508	-55.27	-13	-42.27	-49.1	-61.14	2.52	8.39	V	Pass
5264	-51.68	-13	-38.68	-48.93	-59.42	2.74	10.48	V	Pass
7020	-44.83	-13	-31.83	-46.86	-53.25	3.15	11.56	V	Pass
8776	-43.48	-13	-30.48	-48.23	-52.91	3.73	13.16	V	Pass

<Low Channel>

Band :	LTE Band 4	**Temperature :**	22~24°C
Test Mode :	5MHz QPSK RB Size 1 Offset 24	**Relative Humidity :**	50~51%
Test Engineer :	Kyle Jhuang	**Polarization :**	Horizontal
Remark :	Spurious emissions within 30-10th harmonic were found more than 20dB below limit line.		

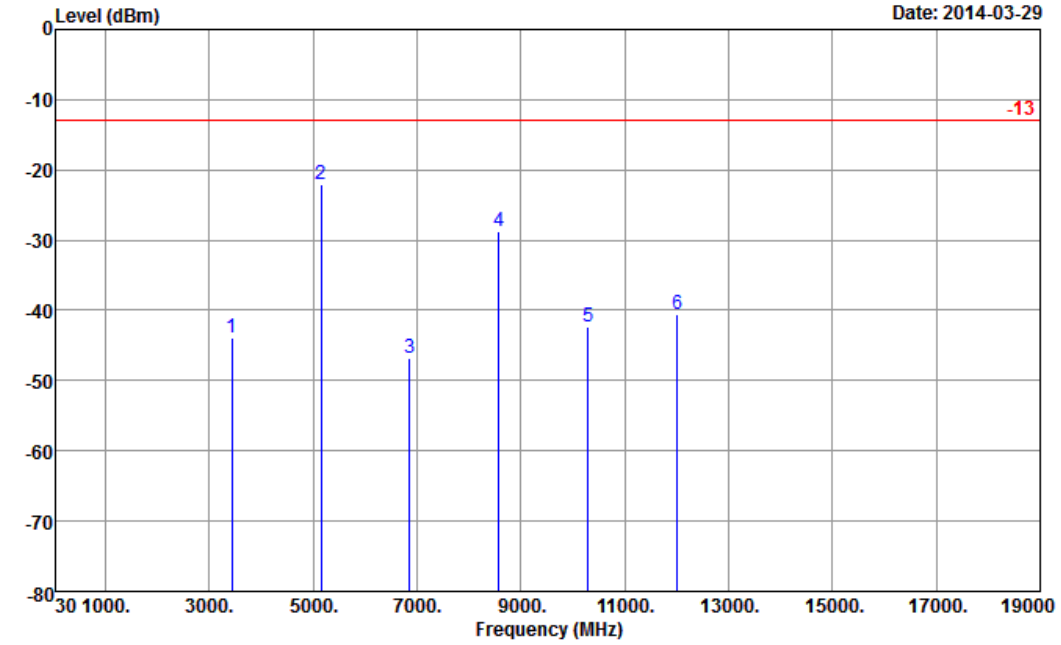

Frequency (MHz)	EIRP (dBm)	Limit (dBm)	Over Limit (dB)	SPA Reading (dBm)	S.G. Power (dBm)	TX Cable loss (dB)	TX Antenna Gain (dBi)	Polarization (H/V)	Result
3428	-43.94	-13	-30.94	-37.76	-49.66	2.48	8.20	H	Pass
5144	-22.10	-13	-9.10	-18.72	-29.77	2.74	10.40	H	Pass
6860	-46.73	-13	-33.73	-46.86	-55	3.11	11.38	H	Pass
8572	-28.75	-13	-15.75	-32.08	-38.05	3.77	13.06	H	Pass
10288	-42.41	-13	-29.41	-48.93	-51.62	3.95	13.16	H	Pass
12004	-40.51	-13	-27.51	-52.01	-49.44	4.14	13.07	H	Pass

Band :	LTE Band 4	**Temperature :**	22~24°C
Test Mode :	5MHz QPSK RB Size 1 Offset 24	**Relative Humidity :**	50~51%
Test Engineer :	Kyle Jhuang	**Polarization :**	Vertical
Remark :	Spurious emissions within 30-10th harmonic were found more than 20dB below limit line.		

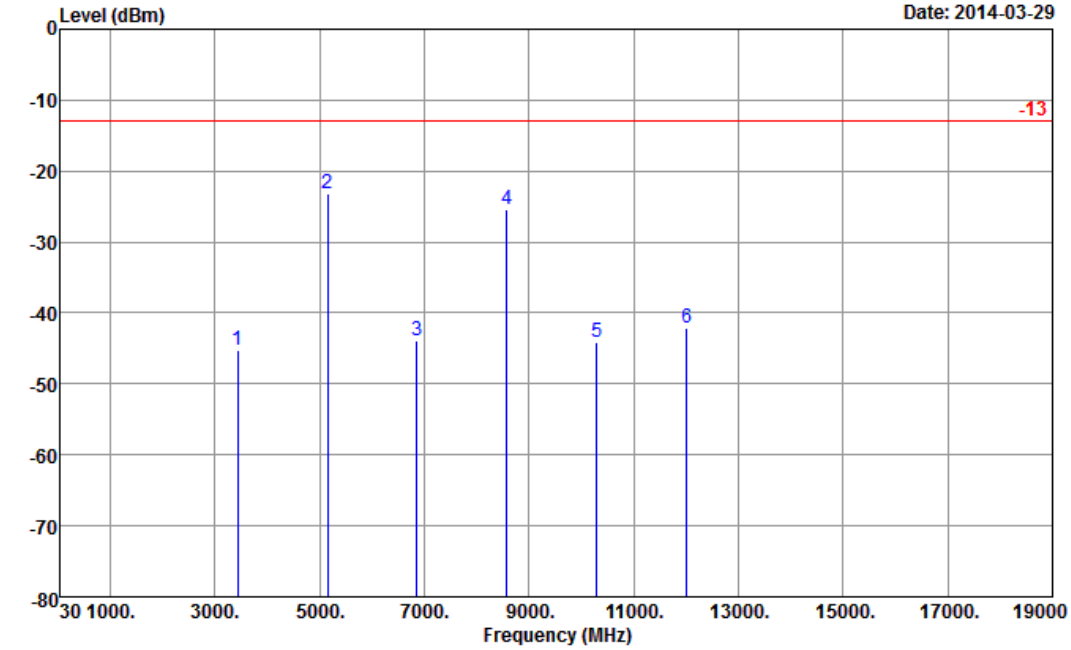

Site : 03CH08-HY
Condition : -13 EIRP_130315 VERTICAL

Frequency (MHz)	EIRP (dBm)	Limit (dBm)	Over Limit (dB)	SPA Reading (dBm)	S.G. Power (dBm)	TX Cable loss (dB)	TX Antenna Gain (dBi)	Polarization (H/V)	Result
3428	-45.34	-13	-32.34	-38.32	-51.06	2.48	8.20	V	Pass
5144	-23.09	-13	-10.09	-20.22	-30.76	2.74	10.40	V	Pass
6860	-43.84	-13	-30.84	-45.24	-52.11	3.11	11.38	V	Pass
8572	-25.30	-13	-12.30	-29.63	-34.6	3.77	13.06	V	Pass
10292	-44.12	-13	-31.12	-50.18	-53.33	3.95	13.16	V	Pass
12004	-42.07	-13	-29.07	-54.03	-51	4.14	13.07	V	Pass

<Middle Channel>

Band :	LTE Band 4	**Temperature :**	22~24°C
Test Mode :	5MHz QPSK RB Size 1 Offset 24	**Relative Humidity :**	50~51%
Test Engineer :	Kyle Jhuang	**Polarization :**	Horizontal
Remark :	Spurious emissions within 30-10th harmonic were found more than 20dB below limit line.		

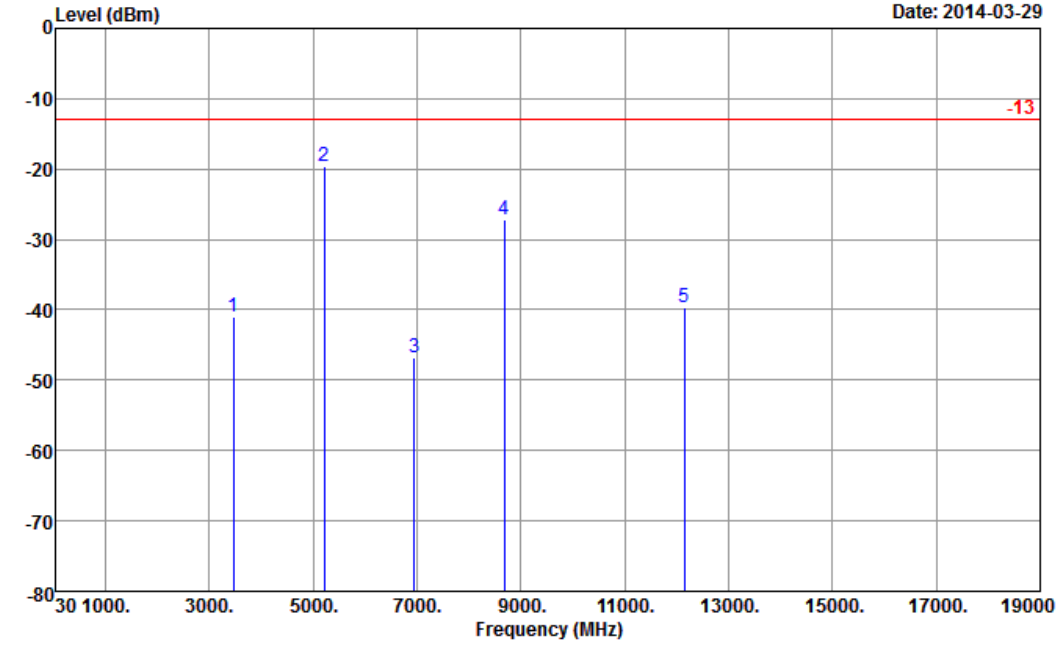

Frequency (MHz)	EIRP (dBm)	Limit (dBm)	Over Limit (dB)	SPA Reading (dBm)	S.G. Power (dBm)	TX Cable loss (dB)	TX Antenna Gain (dBi)	Polarization (H/V)	Result
3468	-41.11	-13	-28.11	-35.7	-46.9	2.50	8.30	H	Pass
5208	-19.52	-13	-6.52	-16.92	-27.22	2.74	10.44	H	Pass
6940	-46.74	-13	-33.74	-47	-55.08	3.13	11.47	H	Pass
8672	-27.09	-13	-14.09	-30.97	-36.45	3.75	13.11	H	Pass
12144	-39.56	-13	-26.56	-51.34	-48.42	4.18	13.04	H	Pass

Band :	LTE Band 4	**Temperature :**	22~24°C
Test Mode :	5MHz QPSK RB Size 1 Offset 24	**Relative Humidity :**	50~51%
Test Engineer :	Kyle Jhuang	**Polarization :**	Vertical
Remark :	Spurious emissions within 30-10th harmonic were found more than 20dB below limit line.		

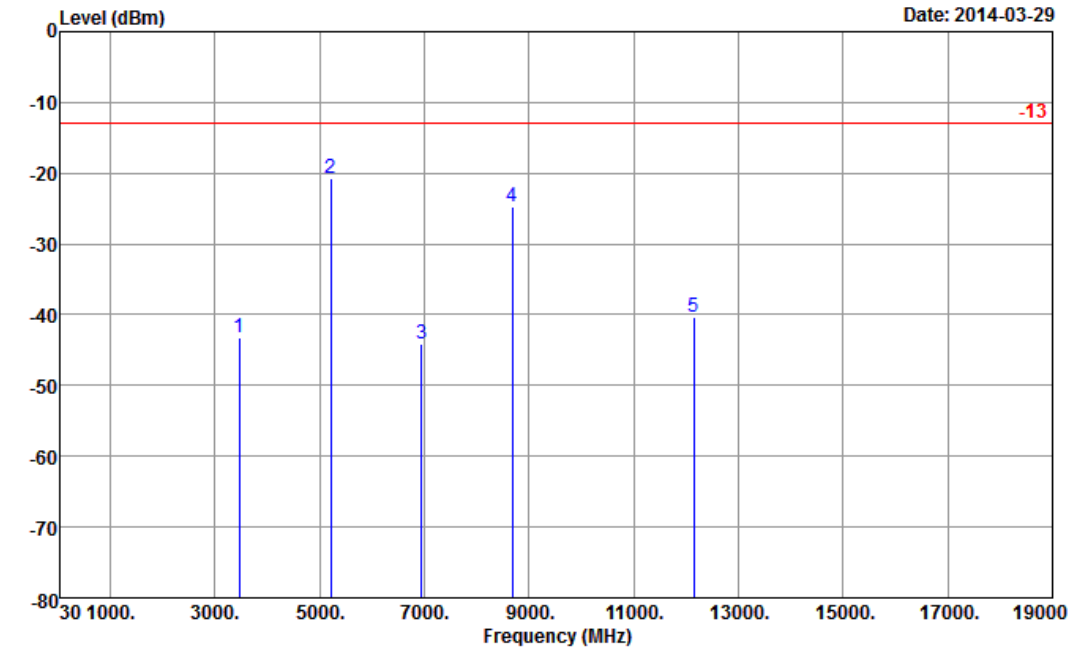

Site : 03CH08-HY
Condition : -13 EIRP_130315 VERTICAL

Frequency (MHz)	EIRP (dBm)	Limit (dBm)	Over Limit (dB)	SPA Reading (dBm)	S.G. Power (dBm)	TX Cable loss (dB)	TX Antenna Gain (dBi)	Polarization (H/V)	Result
3468	-43.46	-13	-30.46	-36.86	-49.25	2.50	8.30	V	Pass
5208	-20.72	-13	-7.72	-17.81	-28.42	2.74	10.44	V	Pass
6940	-44.13	-13	-31.13	-45.81	-52.47	3.13	11.47	V	Pass
8672	-24.76	-13	-11.76	-29.34	-34.12	3.75	13.11	V	Pass
12144	-40.25	-13	-27.25	-52.42	-49.11	4.18	13.04	V	Pass

<High Channel>

Band :	LTE Band 4	**Temperature :**	22~24°C
Test Mode :	5MHz QPSK RB Size 1 Offset 24	**Relative Humidity :**	50~51%
Test Engineer :	Kyle Jhuang	**Polarization :**	Horizontal
Remark :	Spurious emissions within 30-10th harmonic were found more than 20dB below limit line.		

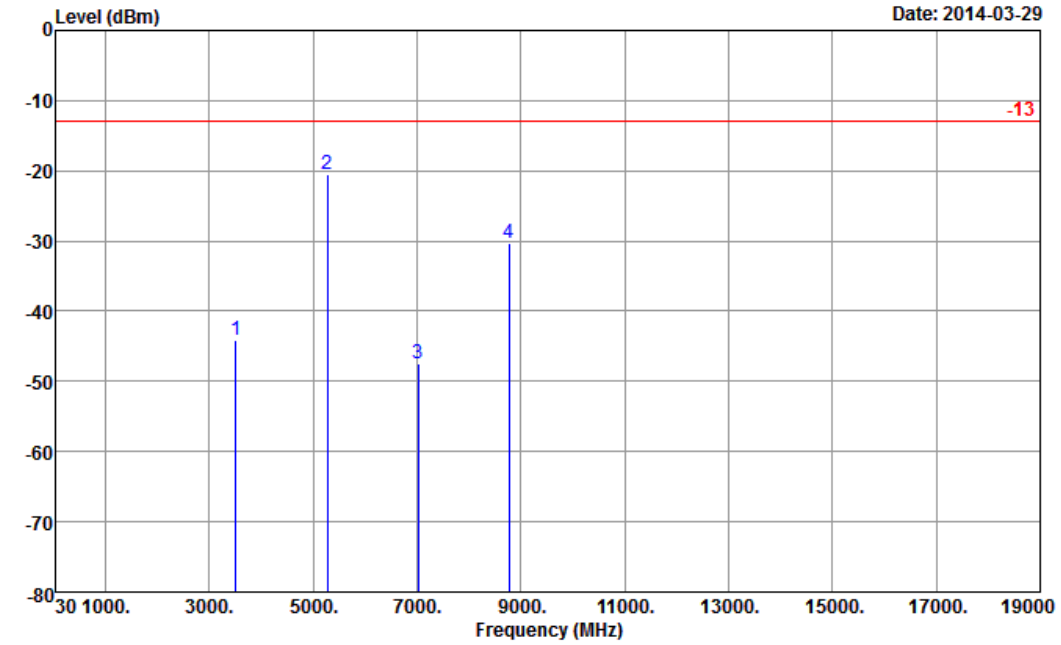

Frequency (MHz)	EIRP (dBm)	Limit (dBm)	Over Limit (dB)	SPA Reading (dBm)	S.G. Power (dBm)	TX Cable loss (dB)	TX Antenna Gain (dBi)	Polarization (H/V)	Result
3508	-44.12	-13	-31.12	-39.58	-49.99	2.52	8.39	H	Pass
5264	-20.44	-13	-7.44	-17.72	-28.18	2.74	10.48	H	Pass
7020	-47.53	-13	-34.53	-48.16	-55.95	3.14	11.56	H	Pass
8772	-30.33	-13	-17.33	-34.43	-39.76	3.73	13.16	H	Pass

Band :	LTE Band 4	**Temperature :**	22~24°C
Test Mode :	5MHz QPSK RB Size 1 Offset 24	**Relative Humidity :**	50~51%
Test Engineer :	Kyle Jhuang	**Polarization :**	Vertical
Remark :	Spurious emissions within 30-10th harmonic were found more than 20dB below limit line.		

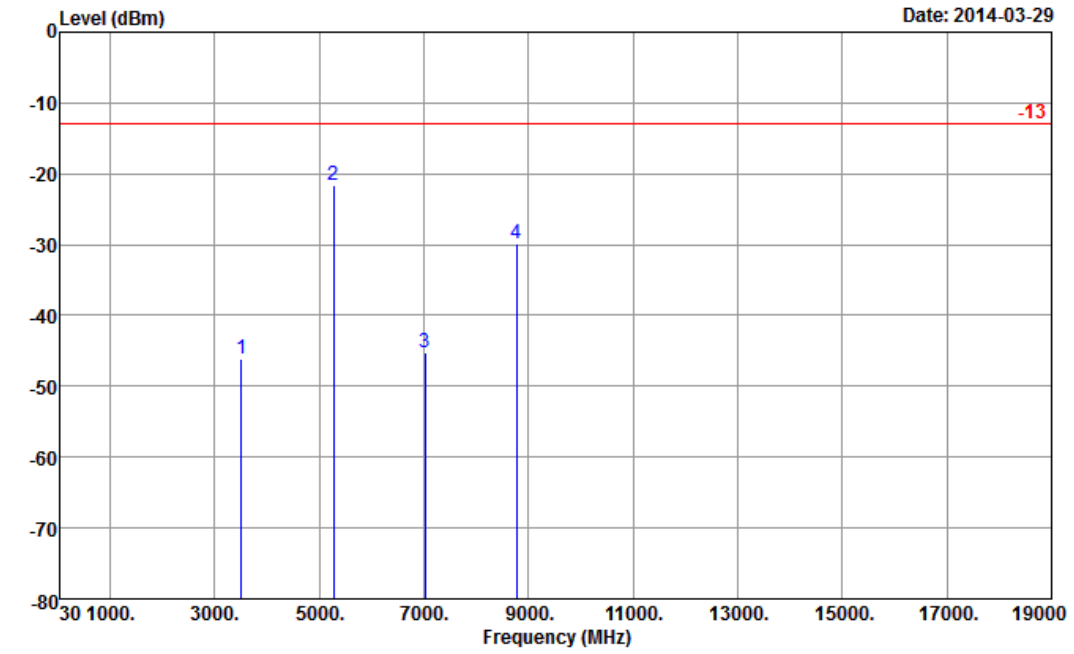

Frequency (MHz)	EIRP (dBm)	Limit (dBm)	Over Limit (dB)	SPA Reading (dBm)	S.G. Power (dBm)	TX Cable loss (dB)	TX Antenna Gain (dBi)	Polarization (H/V)	Result
3508	-46.03	-13	-33.03	-39.86	-51.9	2.52	8.39	V	Pass
5264	-21.56	-13	-8.56	-18.82	-29.3	2.74	10.48	V	Pass
7020	-45.26	-13	-32.26	-47.27	-53.68	3.14	11.56	V	Pass
8772	-29.89	-13	-16.89	-34.59	-39.32	3.73	13.16	V	Pass

<Low Channel>

Band :	LTE Band 4	**Temperature :**	22~24°C
Test Mode :	10MHz QPSK RB Size 1 Offset 24	**Relative Humidity :**	50~51%
Test Engineer :	Kyle Jhuang	**Polarization :**	Horizontal
Remark :	Spurious emissions within 30-10th harmonic were found more than 20dB below limit line.		

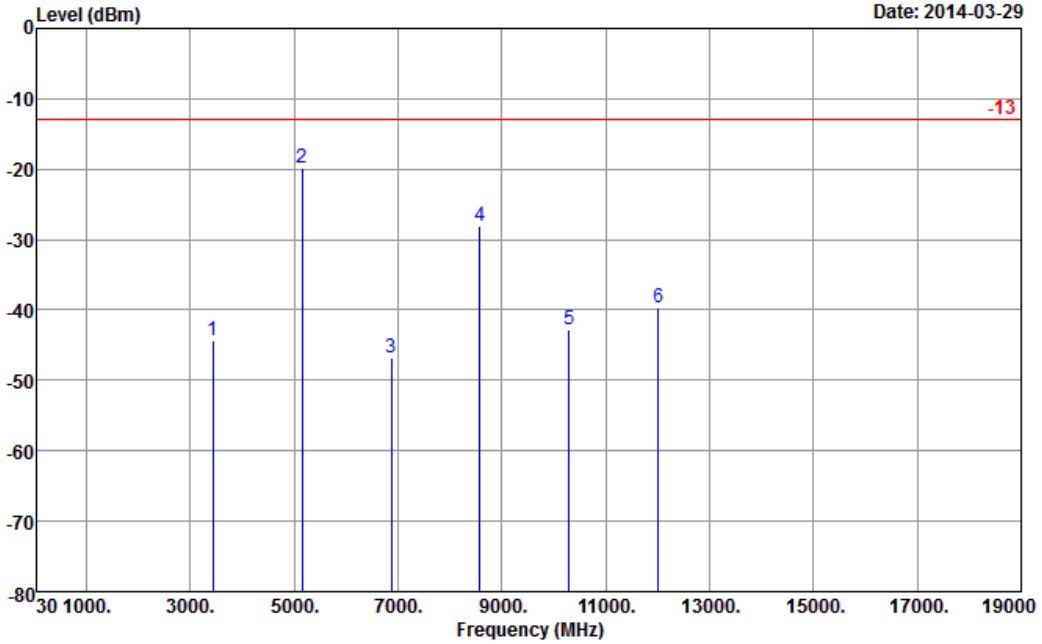

Site : 03CH08-HY
Condition : -13 EIRP_130315 HORIZONTAL

Frequency (MHz)	EIRP (dBm)	Limit (dBm)	Over Limit (dB)	SPA Reading (dBm)	S.G. Power (dBm)	TX Cable loss (dB)	TX Antenna Gain (dBi)	Polarization (H/V)	Result
3428	-44.25	-13	-31.25	-38.17	-49.98	2.49	8.21	H	Pass
5144	-19.80	-13	-6.80	-17.47	-27.47	2.74	10.41	H	Pass
6864	-46.89	-13	-33.89	-47.05	-55.17	3.11	11.39	H	Pass
8576	-28.05	-13	-15.05	-31.47	-37.35	3.76	13.07	H	Pass
10292	-42.80	-13	-29.80	-49.36	-52	3.96	13.16	H	Pass
12004	-39.69	-13	-26.69	-51.21	-48.6	4.15	13.06	H	Pass

Band :	LTE Band 4	**Temperature :**	22~24°C
Test Mode :	10MHz QPSK RB Size 1 Offset 24	**Relative Humidity :**	50~51%
Test Engineer :	Kyle Jhuang	**Polarization :**	Vertical
Remark :	Spurious emissions within 30-10th harmonic were found more than 20dB below limit line.		

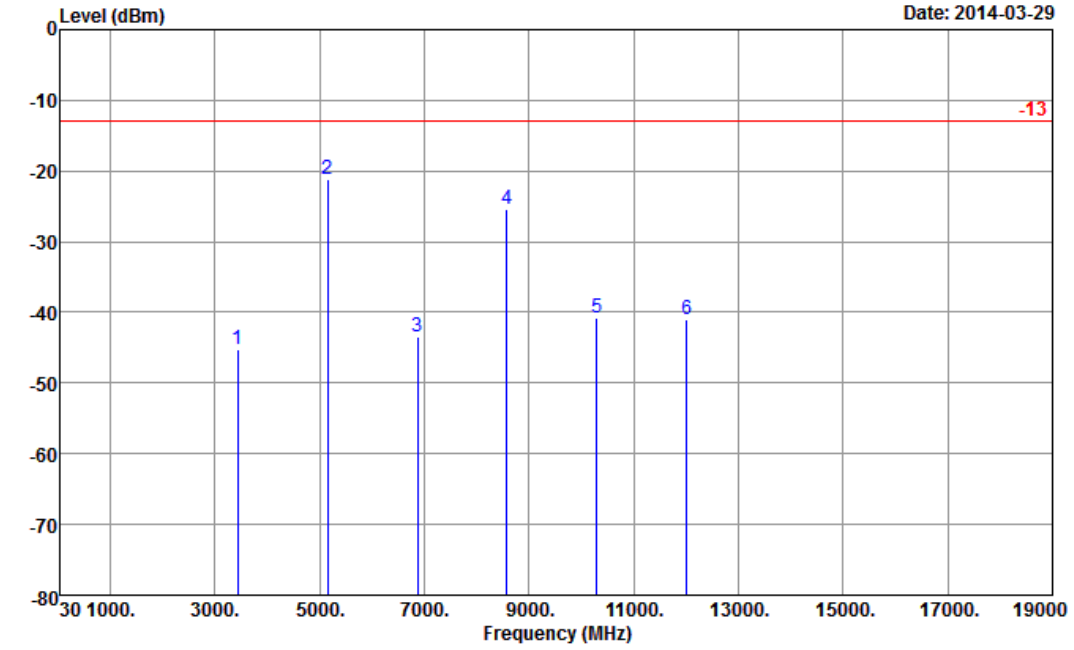

Site : 03CH08-HY
Condition : -13 EIRP_130315 VERTICAL

Frequency (MHz)	EIRP (dBm)	Limit (dBm)	Over Limit (dB)	SPA Reading (dBm)	S.G. Power (dBm)	TX Cable loss (dB)	TX Antenna Gain (dBi)	Polarization (H/V)	Result
3428	-45.23	-13	-32.23	-38.23	-50.96	2.49	8.21	V	Pass
5144	-21.09	-13	-8.09	-18.19	-28.76	2.74	10.41	V	Pass
6864	-43.36	-13	-30.36	-44.75	-51.64	3.11	11.39	V	Pass
8576	-25.45	-13	-12.45	-30.01	-34.75	3.76	13.07	V	Pass
10292	-40.82	-13	-27.82	-47.71	-50.02	3.96	13.16	V	Pass
12004	-41.02	-13	-28.02	-52.9	-49.93	4.15	13.06	V	Pass

<Low Channel>

Band :	LTE Band 4	**Temperature :**	22~24°C
Test Mode :	10MHz QPSK RB Size 1 Offset 24 (WPC Charging Mode)	**Relative Humidity :**	50~51%
Test Engineer :	Kyle Jhuang	**Polarization :**	Horizontal
Remark :	Spurious emissions within 30-10th harmonic were found more than 20dB below limit line.		

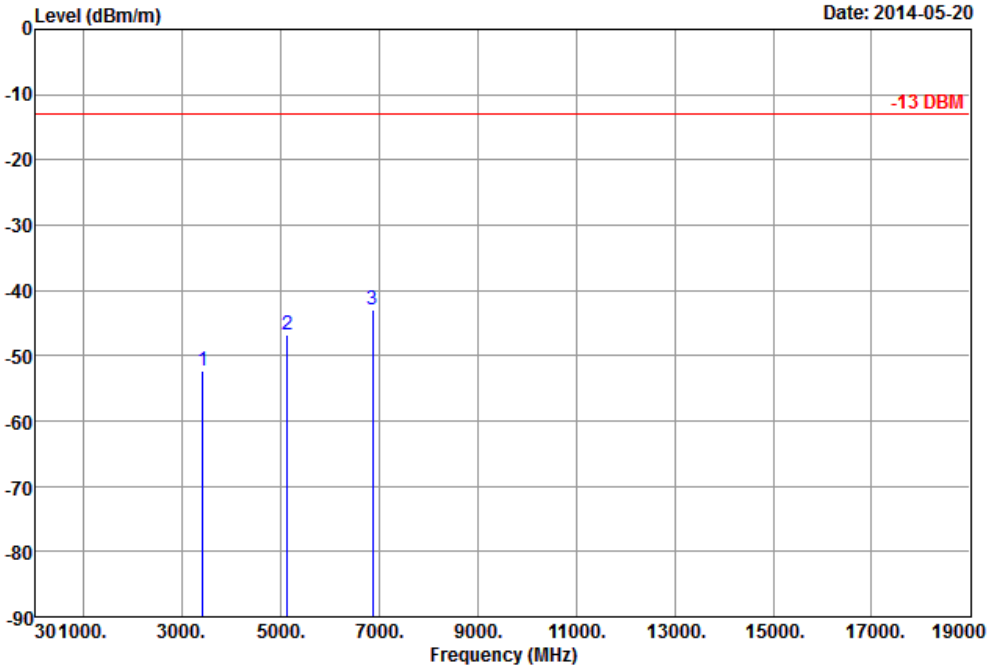

Site : 03CH08-HY
Condition: -13 DBM 3m EIRP_140314_H HORIZONTAL

Frequency (MHz)	EIRP (dBm)	Limit (dBm)	Over Limit (dB)	SPA Reading (dBm)	S.G. Power (dBm)	TX Cable loss (dB)	TX Antenna Gain (dBi)	Polarization (H/V)	Result
3428	-52.36	-13	-39.36	-64.93	-58.09	2.49	8.21	H	Pass
5144	-46.74	-13	-33.74	-66.01	-54.41	2.74	10.41	H	Pass
6864	-42.97	-13	-29.97	-66.08	-51.25	3.11	11.39	H	Pass

Band :	LTE Band 4	**Temperature :**	22~24°C
Test Mode :	10MHz QPSK RB Size 1 Offset 24 (WPC Charging Mode)	**Relative Humidity :**	50~51%
Test Engineer :	Kyle Jhuang	**Polarization :**	Vertical
Remark :	Spurious emissions within 30-10th harmonic were found more than 20dB below limit line.		

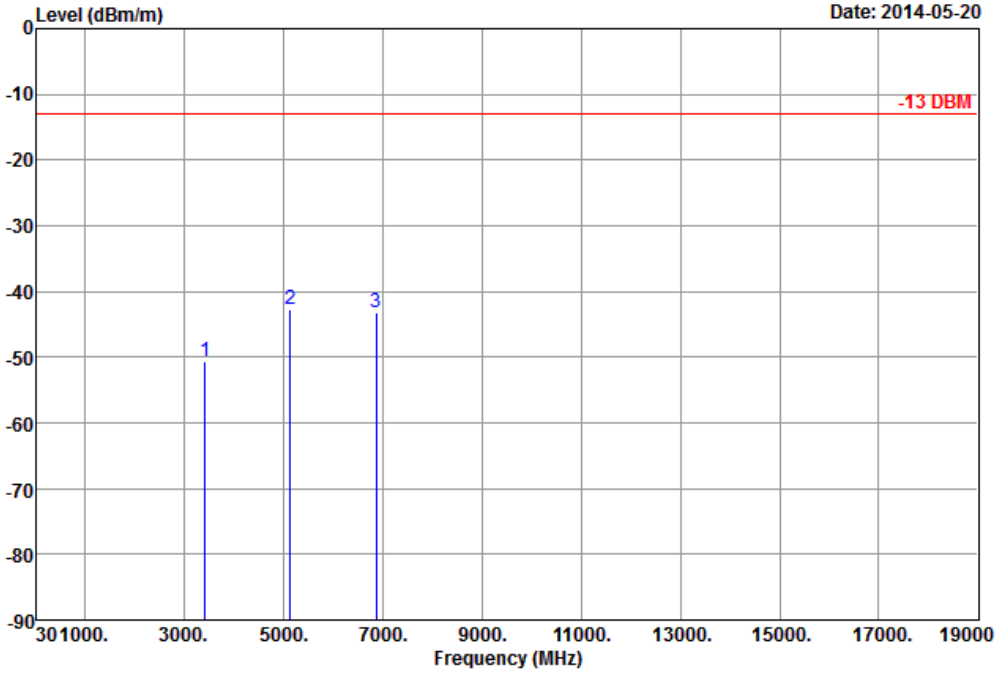

Site : 03CH08-HY
Condition: -13 DBM 3m EIRP_140314_V VERTICAL

Frequency (MHz)	EIRP (dBm)	Limit (dBm)	Over Limit (dB)	SPA Reading (dBm)	S.G. Power (dBm)	TX Cable loss (dB)	TX Antenna Gain (dBi)	Polarization (H/V)	Result
3428	-50.63	-13	-37.63	-63.69	-56.36	2.49	8.21	V	Pass
5144	-42.76	-13	-29.76	-61.35	-50.43	2.74	10.41	V	Pass
6864	-43.20	-13	-30.20	-65.59	-51.48	3.11	11.39	V	Pass

<Middle Channel>

Band :	LTE Band 4	**Temperature :**	22~24°C
Test Mode :	10MHz QPSK RB Size 1 Offset 24	**Relative Humidity :**	50~51%
Test Engineer :	Kyle Jhuang	**Polarization :**	Horizontal
Remark :	Spurious emissions within 30-10th harmonic were found more than 20dB below limit line.		

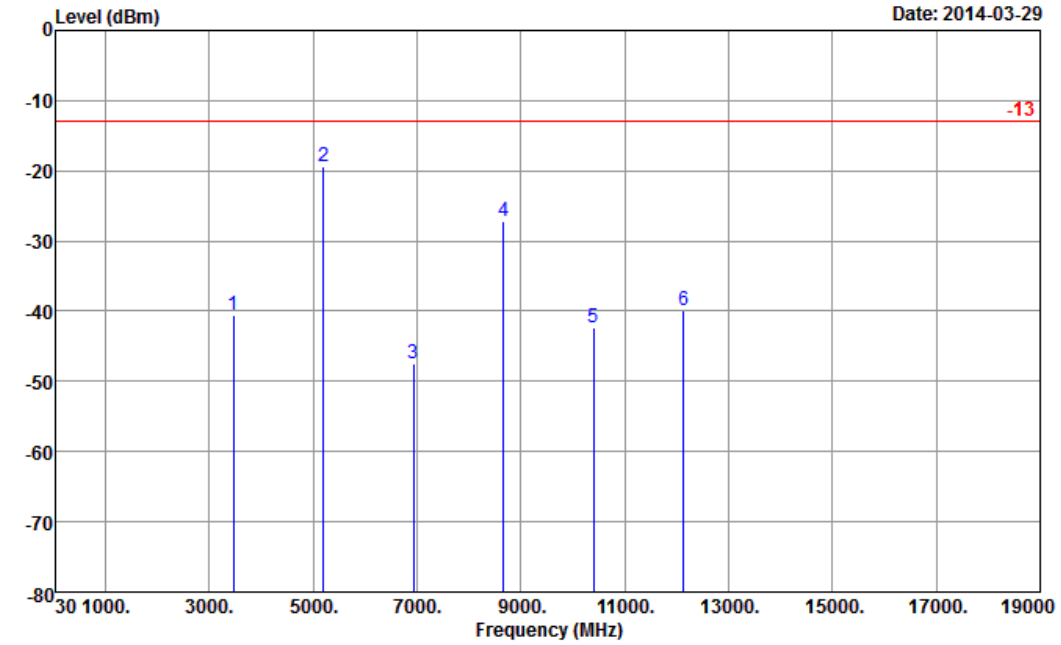

Frequency (MHz)	EIRP (dBm)	Limit (dBm)	Over Limit (dB)	SPA Reading (dBm)	S.G. Power (dBm)	TX Cable loss (dB)	TX Antenna Gain (dBi)	Polarization (H/V)	Result
3464	-40.55	-13	-27.55	-35.24	-46.34	2.50	8.30	H	Pass
5200	-19.30	-13	-6.30	-16.53	-27	2.74	10.44	H	Pass
6932	-47.51	-13	-34.51	-47.78	-55.85	3.13	11.47	H	Pass
8664	-27.17	-13	-14.17	-30.97	-36.53	3.75	13.11	H	Pass
10396	-42.23	-13	-29.23	-49.02	-51.4	4.03	13.19	H	Pass
12128	-39.94	-13	-26.94	-51.74	-48.8	4.18	13.04	H	Pass

Band :	LTE Band 4	**Temperature :**	22~24°C
Test Mode :	10MHz QPSK RB Size 1 Offset 24	**Relative Humidity :**	50~51%
Test Engineer :	Kyle Jhuang	**Polarization :**	Vertical
Remark :	Spurious emissions within 30-10th harmonic were found more than 20dB below limit line.		

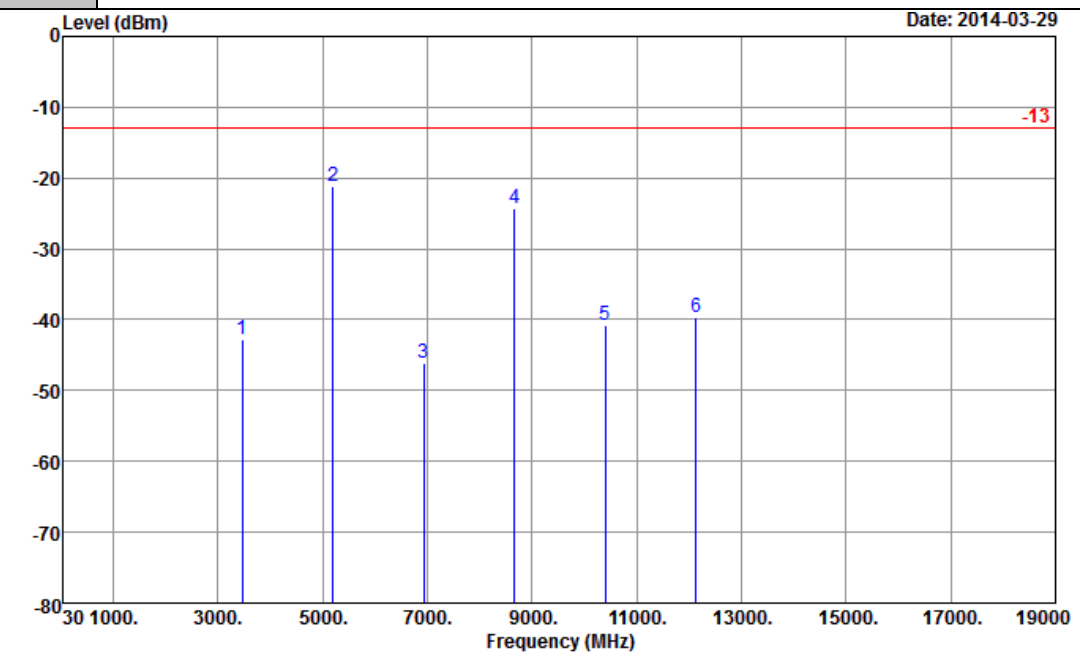

Frequency (MHz)	EIRP (dBm)	Limit (dBm)	Over Limit (dB)	SPA Reading (dBm)	S.G. Power (dBm)	TX Cable loss (dB)	TX Antenna Gain (dBi)	Polarization (H/V)	Result
3464	-42.89	-13	-29.89	-36.3	-48.68	2.50	8.30	V	Pass
5200	-21.08	-13	-8.08	-18.08	-28.78	2.74	10.44	V	Pass
6932	-46.10	-13	-33.10	-47.77	-54.44	3.13	11.47	V	Pass
8664	-24.33	-13	-11.33	-28.89	-33.69	3.75	13.11	V	Pass
10396	-40.72	-13	-27.72	-47.91	-49.89	4.03	13.19	V	Pass
12128	-39.69	-13	-26.69	-51.81	-48.55	4.18	13.04	V	Pass

<High Channel>

Band :	LTE Band 4	**Temperature :**	22~24°C
Test Mode :	10MHz QPSK RB Size 1 Offset 24	**Relative Humidity :**	50~51%
Test Engineer :	Kyle Jhuang	**Polarization :**	Horizontal
Remark :	Spurious emissions within 30-10th harmonic were found more than 20dB below limit line.		

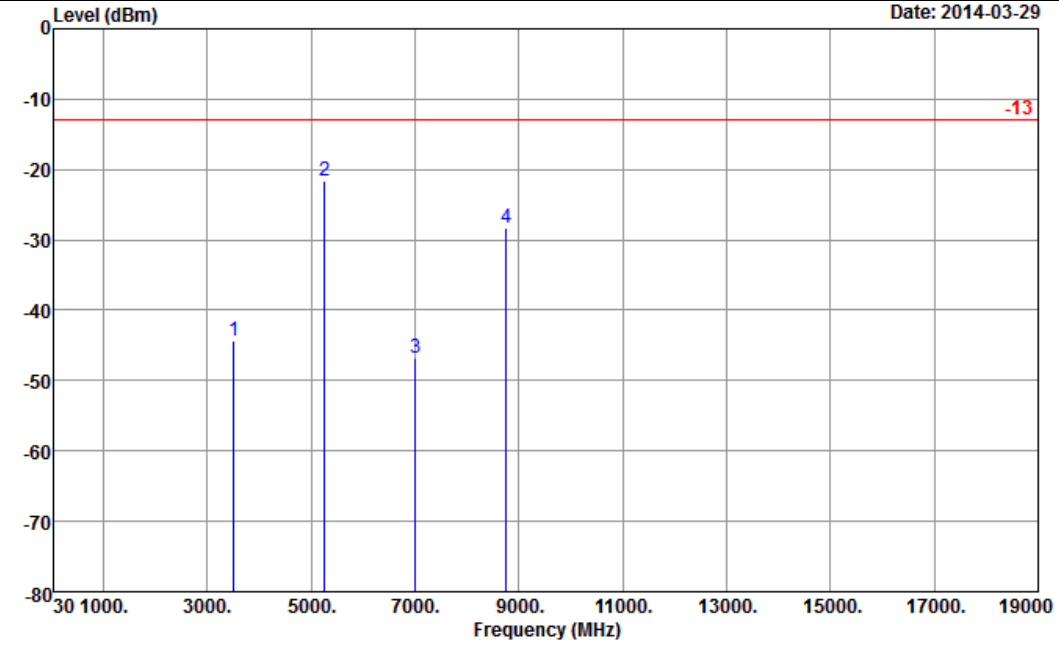

Site : 03CH08-HY
Condition : -13 EIRP_130315 HORIZONTAL

Frequency (MHz)	EIRP (dBm)	Limit (dBm)	Over Limit (dB)	SPA Reading (dBm)	S.G. Power (dBm)	TX Cable loss (dB)	TX Antenna Gain (dBi)	Polarization (H/V)	Result
3500	-44.34	-13	-31.34	-40.04	-50.2	2.52	8.38	H	Pass
5252	-21.55	-13	-8.55	-18.76	-29.28	2.74	10.48	H	Pass
7000	-46.71	-13	-33.71	-47.22	-55.12	3.14	11.55	H	Pass
8748	-28.27	-13	-15.27	-32.29	-37.69	3.73	13.15	H	Pass

Band :	LTE Band 4	**Temperature :**	22~24°C
Test Mode :	10MHz QPSK RB Size 1 Offset 24	**Relative Humidity :**	50~51%
Test Engineer :	Kyle Jhuang	**Polarization :**	Vertical
Remark :	Spurious emissions within 30-10th harmonic were found more than 20dB below limit line.		

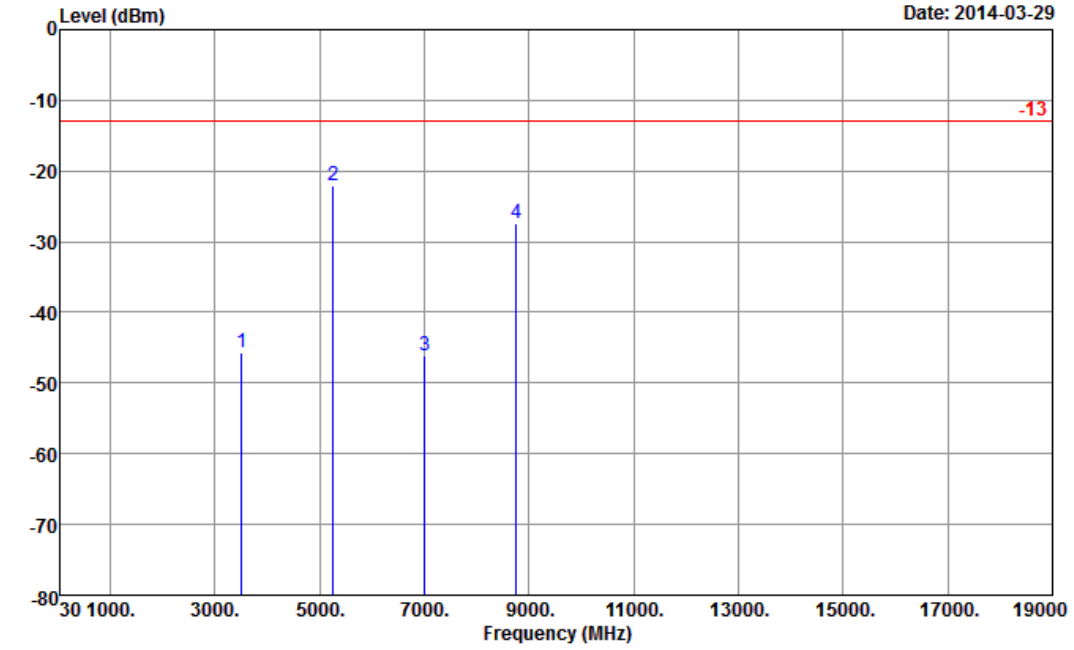

Frequency (MHz)	EIRP (dBm)	Limit (dBm)	Over Limit (dB)	SPA Reading (dBm)	S.G. Power (dBm)	TX Cable loss (dB)	TX Antenna Gain (dBi)	Polarization (H/V)	Result
3500	-45.79	-13	-32.79	-39.59	-51.65	2.52	8.38	V	Pass
5252	-22.05	-13	-9.05	-19.24	-29.78	2.74	10.48	V	Pass
7000	-46.19	-13	-33.19	-48.08	-54.6	3.14	11.55	V	Pass
8748	-27.44	-13	-14.44	-32.16	-36.86	3.73	13.15	V	Pass

<Low Channel>

Band :	LTE Band 4	**Temperature :**	22~24°C
Test Mode :	15MHz QPSK RB Size 1 Offset 37	**Relative Humidity :**	50~51%
Test Engineer :	Kyle Jhuang	**Polarization :**	Horizontal
Remark :	Spurious emissions within 30-10th harmonic were found more than 20dB below limit line.		

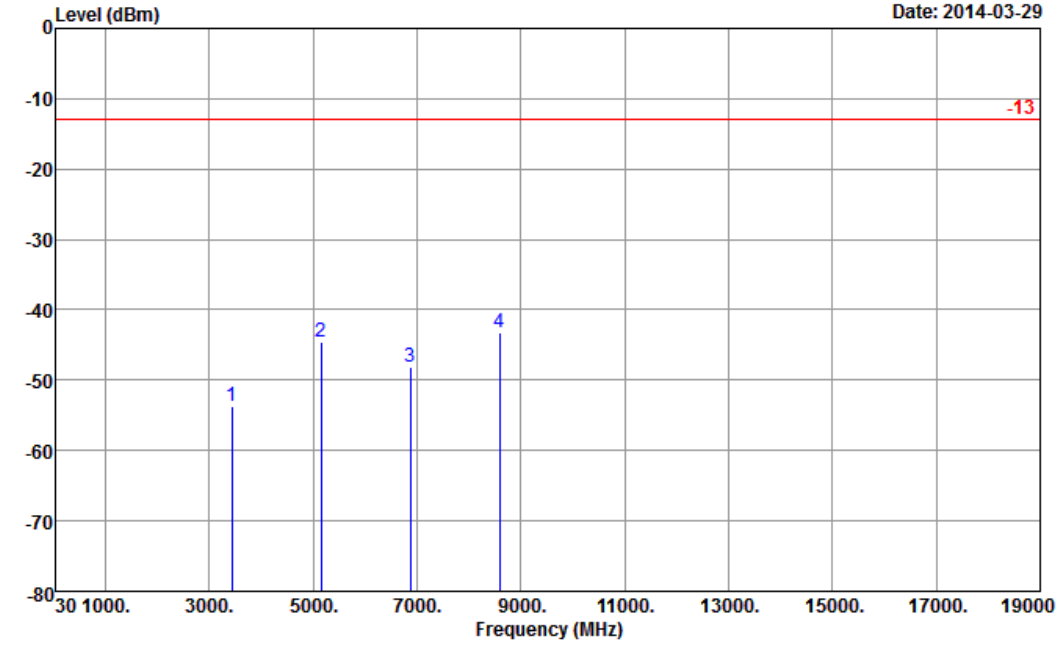

Frequency (MHz)	EIRP (dBm)	Limit (dBm)	Over Limit (dB)	SPA Reading (dBm)	S.G. Power (dBm)	TX Cable loss (dB)	TX Antenna Gain (dBi)	Polarization (H/V)	Result
3436	-53.80	-13	-40.80	-47.58	-59.54	2.49	8.23	H	Pass
5152	-44.49	-13	-31.49	-41.25	-52.17	2.74	10.41	H	Pass
6872	-48.12	-13	-35.12	-47.39	-56.41	3.12	11.40	H	Pass
8588	-43.17	-13	-30.17	-46.66	-52.48	3.76	13.08	H	Pass

Band :	LTE Band 4	**Temperature :**	22~24°C
Test Mode :	15MHz QPSK RB Size 1 Offset 37	**Relative Humidity :**	50~51%
Test Engineer :	Kyle Jhuang	**Polarization :**	Vertical
Remark :	Spurious emissions within 30-10th harmonic were found more than 20dB below limit line.		

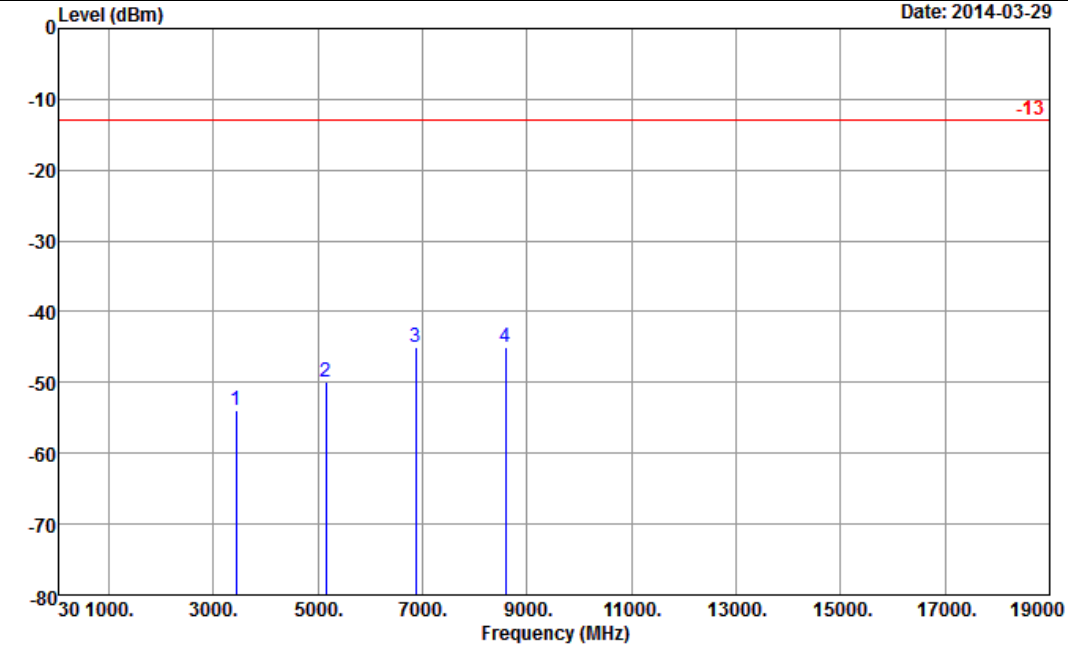

Site : 03CH08-HY
Condition : -13 EIRP_130315 VERTICAL

Frequency (MHz)	EIRP (dBm)	Limit (dBm)	Over Limit (dB)	SPA Reading (dBm)	S.G. Power (dBm)	TX Cable loss (dB)	TX Antenna Gain (dBi)	Polarization (H/V)	Result
3432	-53.90	-13	-40.90	-46.88	-59.64	2.49	8.23	V	Pass
5152	-49.93	-13	-36.93	-46.99	-57.61	2.74	10.41	V	Pass
6872	-45.02	-13	-32.02	-46.35	-53.31	3.12	11.40	V	Pass
8588	-44.91	-13	-31.91	-49.35	-54.22	3.76	13.08	V	Pass

<Middle Channel>

Band :	LTE Band 4	**Temperature :**	22~24°C
Test Mode :	15MHz QPSK RB Size 1 Offset 37	**Relative Humidity :**	50~51%
Test Engineer :	Kyle Jhuang	**Polarization :**	Horizontal
Remark :	Spurious emissions within 30-10th harmonic were found more than 20dB below limit line.		

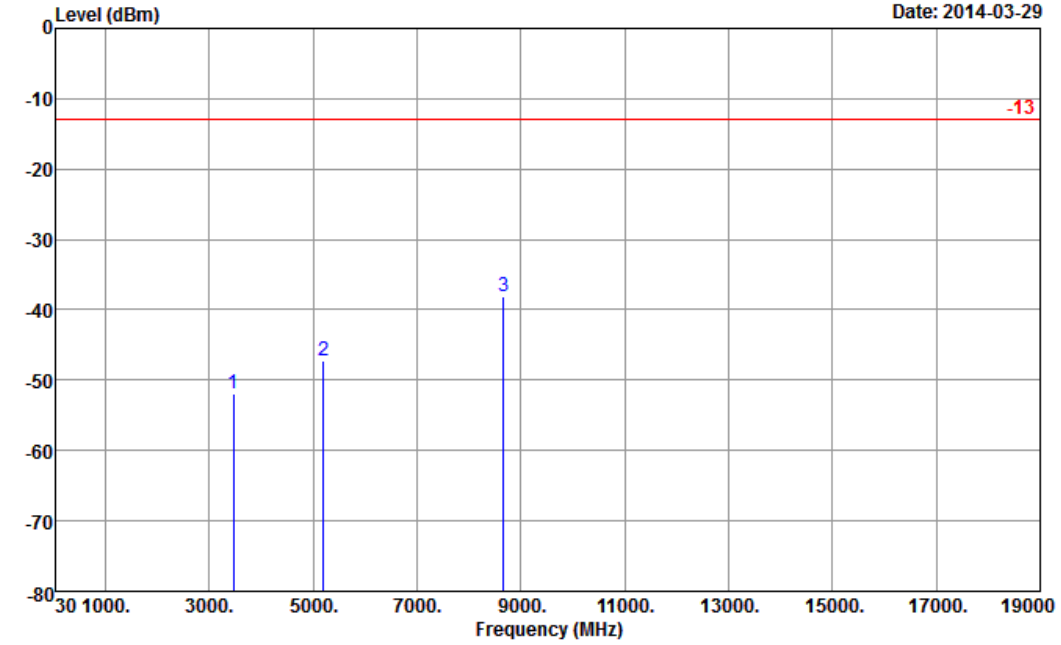

Frequency (MHz)	EIRP (dBm)	Limit (dBm)	Over Limit (dB)	SPA Reading (dBm)	S.G. Power (dBm)	TX Cable loss (dB)	TX Antenna Gain (dBi)	Polarization (H/V)	Result
3464	-51.98	-13	-38.98	-46.66	-57.77	2.50	8.30	H	Pass
5200	-47.17	-13	-34.17	-44.45	-54.87	2.74	10.44	H	Pass
8664	-38.11	-13	-25.11	-42	-47.47	3.75	13.11	H	Pass

Band :	LTE Band 4	**Temperature :**	22~24°C
Test Mode :	15MHz QPSK RB Size 1 Offset 37	**Relative Humidity :**	50~51%
Test Engineer :	Kyle Jhuang	**Polarization :**	Vertical
Remark :	Spurious emissions within 30-10th harmonic were found more than 20dB below limit line.		

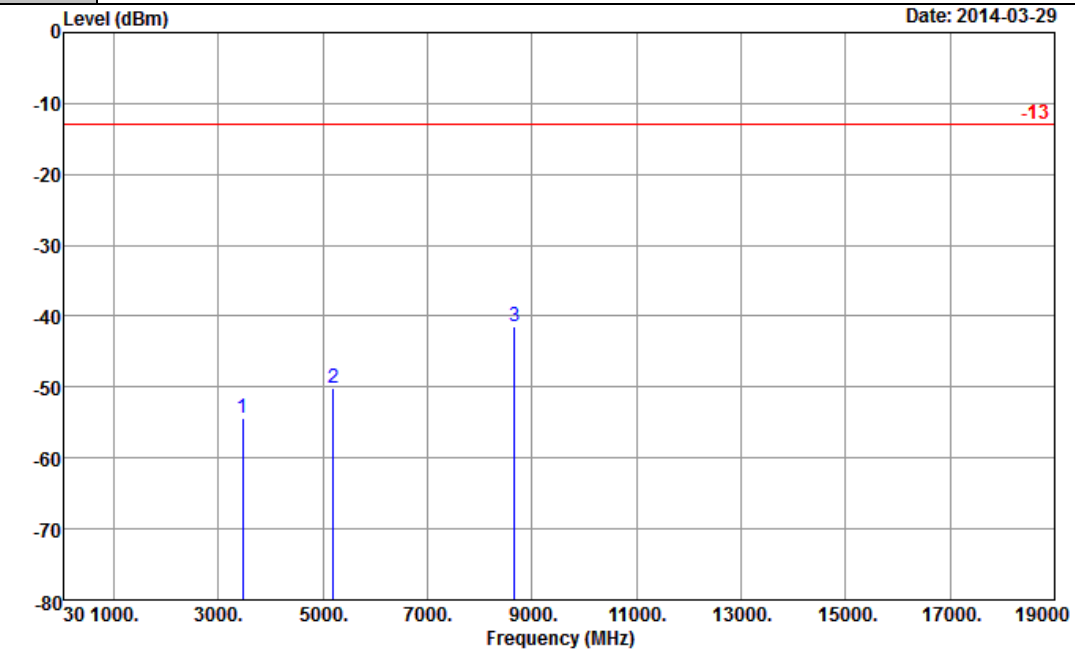

Site : 03CH08-HY
Condition : -13 EIRP_130315 VERTICAL

Frequency (MHz)	EIRP (dBm)	Limit (dBm)	Over Limit (dB)	SPA Reading (dBm)	S.G. Power (dBm)	TX Cable loss (dB)	TX Antenna Gain (dBi)	Polarization (H/V)	Result
3464	-54.46	-13	-41.46	-47.92	-60.25	2.50	8.30	V	Pass
5200	-50.16	-13	-37.16	-47.25	-57.86	2.74	10.44	V	Pass
8664	-41.38	-13	-28.38	-45.94	-50.74	3.75	13.11	V	Pass

<High Channel>

Band :	LTE Band 4	**Temperature :**	22~24°C
Test Mode :	15MHz QPSK RB Size 1 Offset 37	**Relative Humidity :**	50~51%
Test Engineer :	Kyle Jhuang	**Polarization :**	Horizontal
Remark :	Spurious emissions within 30-10th harmonic were found more than 20dB below limit line.		

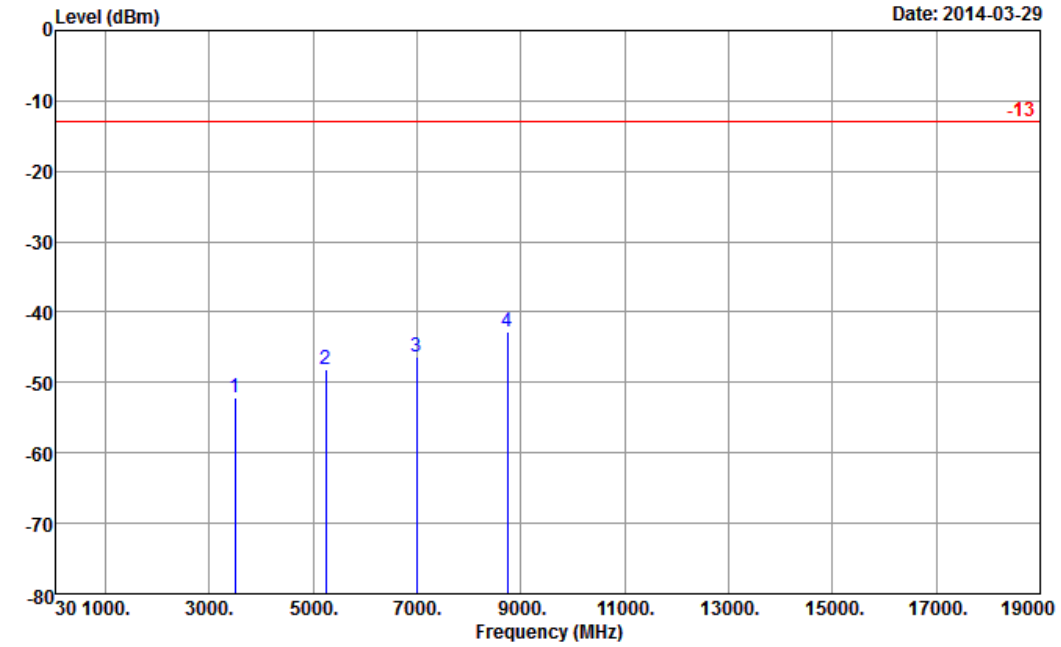

Site : 03CH08-HY
Condition : -13 EIRP_130315 HORIZONTAL

Frequency (MHz)	EIRP (dBm)	Limit (dBm)	Over Limit (dB)	SPA Reading (dBm)	S.G. Power (dBm)	TX Cable loss (dB)	TX Antenna Gain (dBi)	Polarization (H/V)	Result
3492	-52.11	-13	-39.11	-47.49	-57.96	2.52	8.37	H	Pass
5244	-48.16	-13	-35.16	-45.4	-55.89	2.74	10.47	H	Pass
6992	-46.24	-13	-33.24	-46.73	-54.64	3.14	11.54	H	Pass
8740	-42.78	-13	-29.78	-46.81	-52.19	3.74	13.15	H	Pass

Band :	LTE Band 4	**Temperature :**	22~24°C
Test Mode :	15MHz QPSK RB Size 1 Offset 37	**Relative Humidity :**	50~51%
Test Engineer :	Kyle Jhuang	**Polarization :**	Vertical
Remark :	Spurious emissions within 30-10th harmonic were found more than 20dB below limit line.		

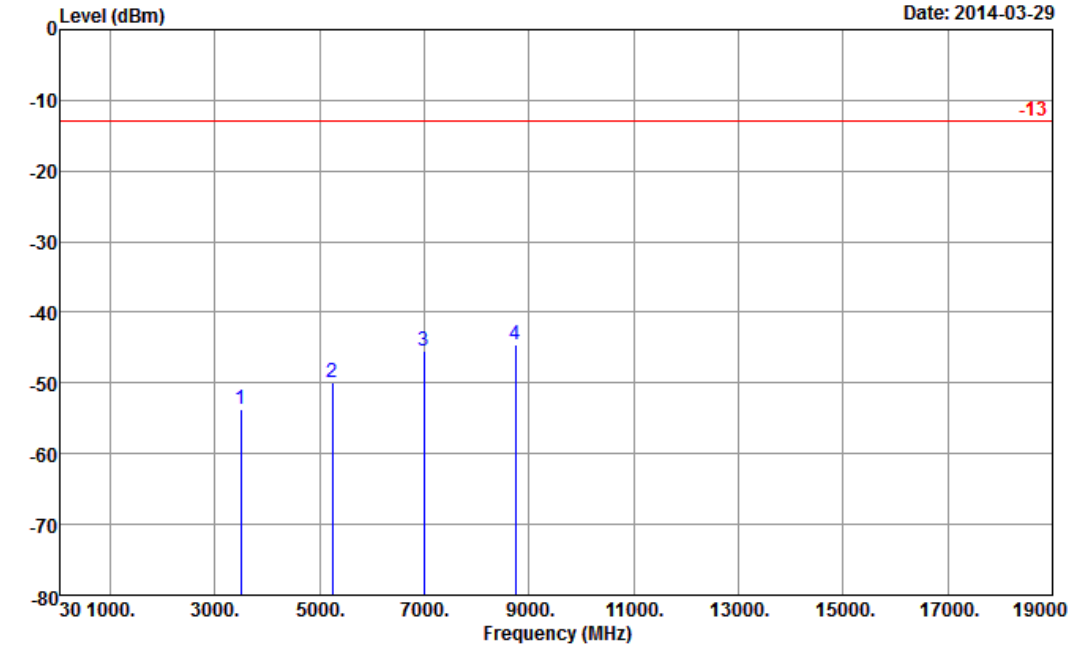

Site : 03CH08-HY
Condition : -13 EIRP_130315 VERTICAL

Frequency (MHz)	EIRP (dBm)	Limit (dBm)	Over Limit (dB)	SPA Reading (dBm)	S.G. Power (dBm)	TX Cable loss (dB)	TX Antenna Gain (dBi)	Polarization (H/V)	Result
3492	-53.81	-13	-40.81	-47.63	-59.66	2.52	8.37	V	Pass
5244	-50.00	-13	-37.00	-47.27	-57.73	2.74	10.47	V	Pass
6992	-45.38	-13	-32.38	-47.31	-53.78	3.14	11.54	V	Pass
8740	-44.53	-13	-31.53	-49.15	-53.94	3.74	13.15	V	Pass

<Low Channel>

Band :	LTE Band 4	**Temperature :**	22~24°C
Test Mode :	20MHz QPSK RB Size 1 Offset 0	**Relative Humidity :**	50~51%
Test Engineer :	Kyle Jhuang	**Polarization :**	Horizontal
Remark :	Spurious emissions within 30-10th harmonic were found more than 20dB below limit line.		

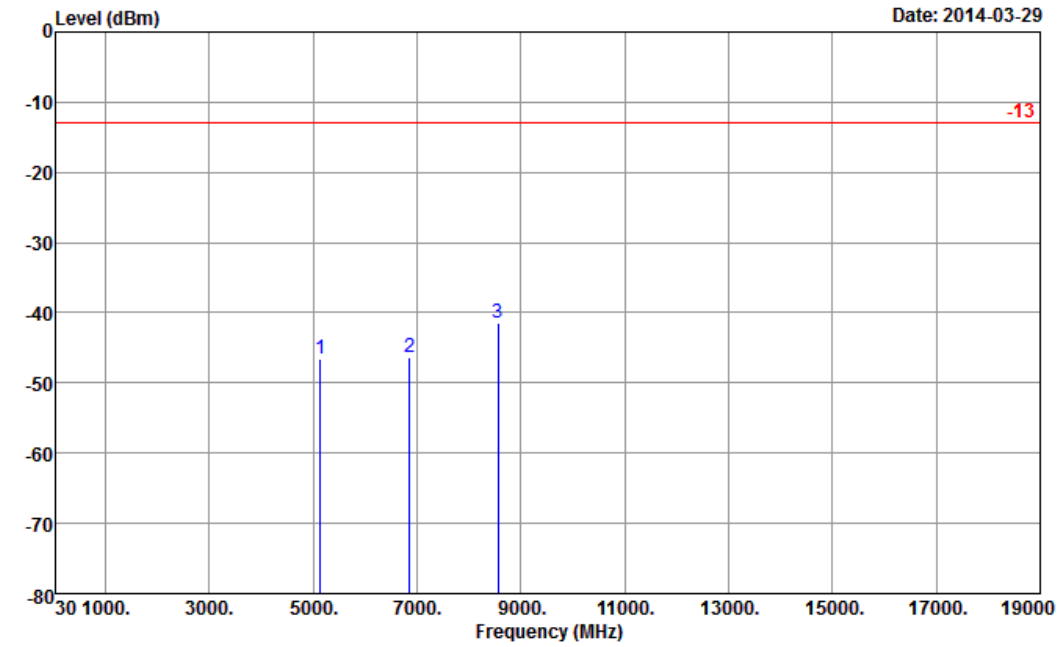

Frequency (MHz)	EIRP (dBm)	Limit (dBm)	Over Limit (dB)	SPA Reading (dBm)	S.G. Power (dBm)	TX Cable loss (dB)	TX Antenna Gain (dBi)	Polarization (H/V)	Result
5136	-46.66	-13	-33.66	-43.05	-54.34	2.74	10.42	H	Pass
6848	-46.38	-13	-33.38	-46.54	-54.68	3.12	11.41	H	Pass
8556	-41.34	-13	-28.34	-44.36	-50.66	3.76	13.08	H	Pass

Band :	LTE Band 4	**Temperature :**	22~24°C
Test Mode :	20MHz QPSK RB Size 1 Offset 0	**Relative Humidity :**	50~51%
Test Engineer :	Kyle Jhuang	**Polarization :**	Vertical
Remark :	Spurious emissions within 30-10th harmonic were found more than 20dB below limit line.		

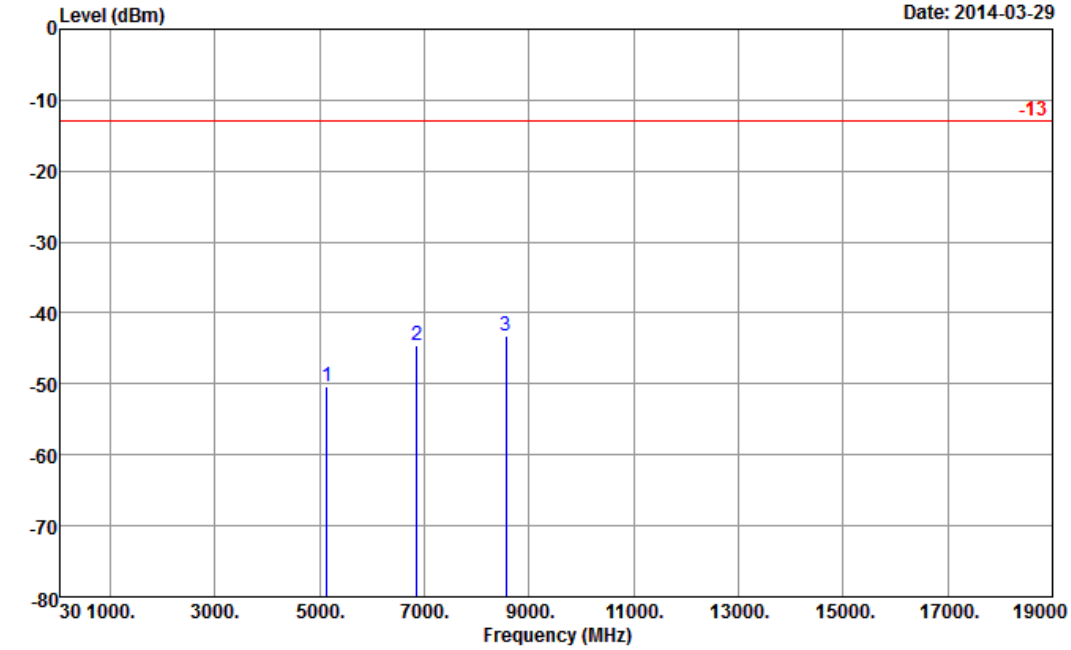

Site : 03CH08-HY
Condition : -13 EIRP_130315 VERTICAL

Frequency (MHz)	EIRP (dBm)	Limit (dBm)	Over Limit (dB)	SPA Reading (dBm)	S.G. Power (dBm)	TX Cable loss (dB)	TX Antenna Gain (dBi)	Polarization (H/V)	Result
5136	-50.42	-13	-37.42	-47.53	-58.1	2.74	10.42	V	Pass
6848	-44.55	-13	-31.55	-45.89	-52.85	3.12	11.41	V	Pass
8556	-43.12	-13	-30.12	-47.38	-52.44	3.76	13.08	V	Pass

<Middle Channel>

Band :	LTE Band 4	**Temperature :**	22~24°C
Test Mode :	20MHz QPSK RB Size 1 Offset 0	**Relative Humidity :**	50~51%
Test Engineer :	Kyle Jhuang	**Polarization :**	Horizontal
Remark :	Spurious emissions within 30-10th harmonic were found more than 20dB below limit line.		

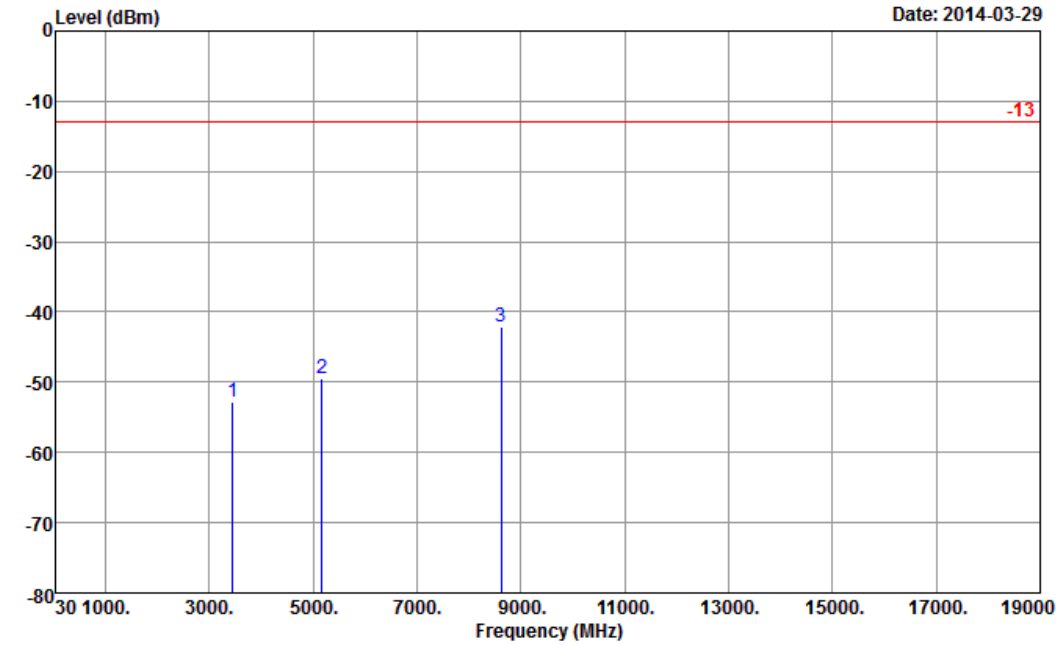

Frequency (MHz)	EIRP (dBm)	Limit (dBm)	Over Limit (dB)	SPA Reading (dBm)	S.G. Power (dBm)	TX Cable loss (dB)	TX Antenna Gain (dBi)	Polarization (H/V)	Result
3448	-52.82	-13	-39.82	-47.02	-58.61	2.50	8.30	H	Pass
5172	-49.41	-13	-36.41	-46.21	-57.11	2.74	10.44	H	Pass
8616	-42.05	-13	-29.05	-45.73	-51.41	3.75	13.11	H	Pass

Band :	LTE Band 4	**Temperature :**	22~24°C
Test Mode :	20MHz QPSK RB Size 1 Offset 0	**Relative Humidity :**	50~51%
Test Engineer :	Kyle Jhuang	**Polarization :**	Vertical
Remark :	Spurious emissions within 30-10th harmonic were found more than 20dB below limit line.		

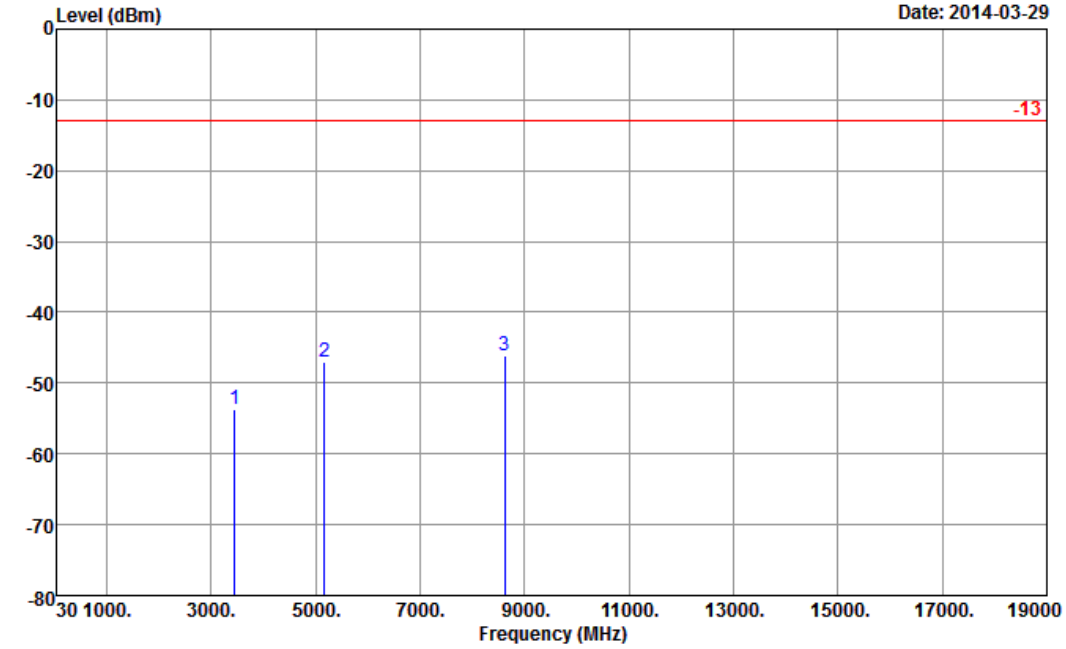

Site : 03CH08-HY
Condition : -13 EIRP_130315 VERTICAL

Frequency (MHz)	EIRP (dBm)	Limit (dBm)	Over Limit (dB)	SPA Reading (dBm)	S.G. Power (dBm)	TX Cable loss (dB)	TX Antenna Gain (dBi)	Polarization (H/V)	Result
3448	-53.81	-13	-40.81	-47.06	-59.6	2.50	8.30	V	Pass
5172	-47.07	-13	-34.07	-44.22	-54.77	2.74	10.44	V	Pass
8616	-46.02	-13	-33.02	-50.51	-55.38	3.75	13.11	V	Pass

<High Channel>

Band :	LTE Band 4	**Temperature :**	22~24°C
Test Mode :	20MHz QPSK RB Size 1 Offset 0	**Relative Humidity :**	50~51%
Test Engineer :	Kyle Jhuang	**Polarization :**	Horizontal
Remark :	Spurious emissions within 30-10th harmonic were found more than 20dB below limit line.		

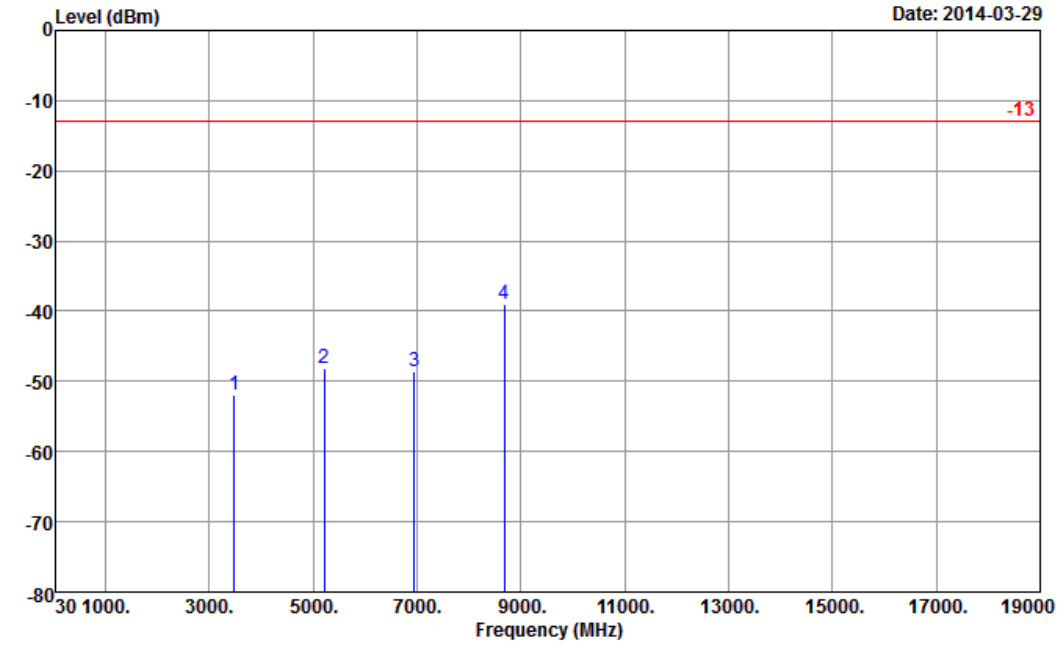

Frequency (MHz)	EIRP (dBm)	Limit (dBm)	Over Limit (dB)	SPA Reading (dBm)	S.G. Power (dBm)	TX Cable loss (dB)	TX Antenna Gain (dBi)	Polarization (H/V)	Result
3472	-52.00	-13	-39.00	-46.58	-57.84	2.52	8.36	H	Pass
5208	-48.09	-13	-35.09	-45.28	-55.81	2.74	10.47	H	Pass
6948	-48.53	-13	-35.53	-48.88	-56.93	3.13	11.53	H	Pass
8680	-39.06	-13	-26.06	-42.93	-48.46	3.74	13.14	H	Pass

Band :	LTE Band 4	**Temperature :**	22~24°C
Test Mode :	20MHz QPSK RB Size 1 Offset 0	**Relative Humidity :**	50~51%
Test Engineer :	Kyle Jhuang	**Polarization :**	Vertical
Remark :	Spurious emissions within 30-10th harmonic were found more than 20dB below limit line.		

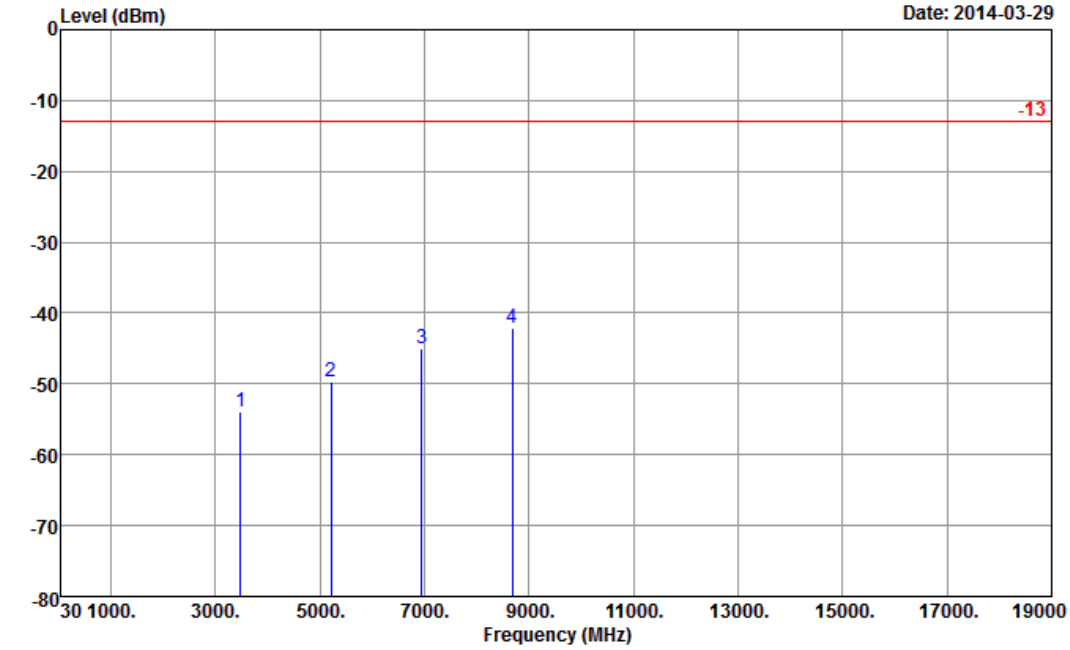

Frequency (MHz)	EIRP (dBm)	Limit (dBm)	Over Limit (dB)	SPA Reading (dBm)	S.G. Power (dBm)	TX Cable loss (dB)	TX Antenna Gain (dBi)	Polarization (H/V)	Result
3472	-53.85	-13	-40.85	-47.22	-59.69	2.52	8.36	V	Pass
5208	-49.74	-13	-36.74	-46.91	-57.46	2.74	10.47	V	Pass
6948	-45.01	-13	-32.01	-46.71	-53.41	3.13	11.53	V	Pass
8680	-42.07	-13	-29.07	-46.69	-51.47	3.74	13.14	V	Pass

<Low Channel>

Band :	LTE Band 17	**Temperature :**	22~24°C
Test Mode :	5MHz QPSK RB Size 1 Offset 24	**Relative Humidity :**	50~51%
Test Engineer :	Kyle Jhuang	**Polarization :**	Horizontal
Remark :	Spurious emissions within 30-10th harmonic were found more than 20dB below limit line.		

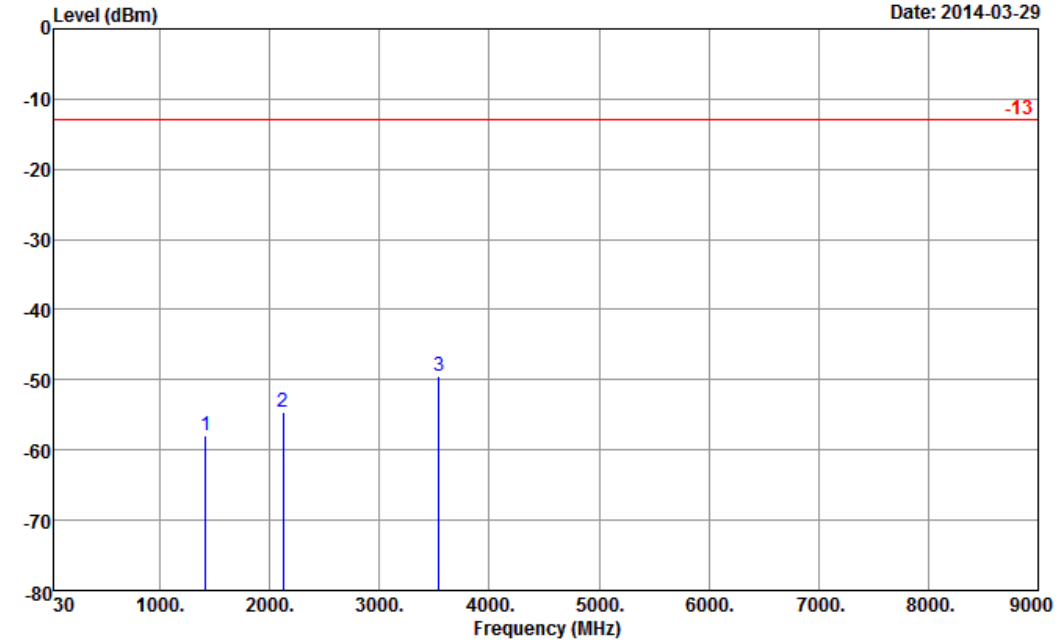

Site : 03CH08-HY
Condition : -13 EIRP_130315 HORIZONTAL

Frequency (MHz)	ERP (dBm)	Limit (dBm)	Over Limit (dB)	SPA Reading (dBm)	S.G. Power (dBm)	TX Cable loss (dB)	TX Antenna Gain (dBi)	Polarization (H/V)	Result
1417	-58.02	-13	-45.02	-48.1	-61.7	1.67	5.35	H	Pass
2125	-54.58	-13	-41.58	-46.9	-58.26	2.12	5.80	H	Pass
3544	-49.42	-13	-36.42	-44.78	-56.13	2.24	8.95	H	Pass

Band :	LTE Band 17	**Temperature :**	22~24°C
Test Mode :	5MHz QPSK RB Size 1 Offset 24	**Relative Humidity :**	50~51%
Test Engineer :	Kyle Jhuang	**Polarization :**	Vertical
Remark :	Spurious emissions within 30-10th harmonic were found more than 20dB below limit line.		

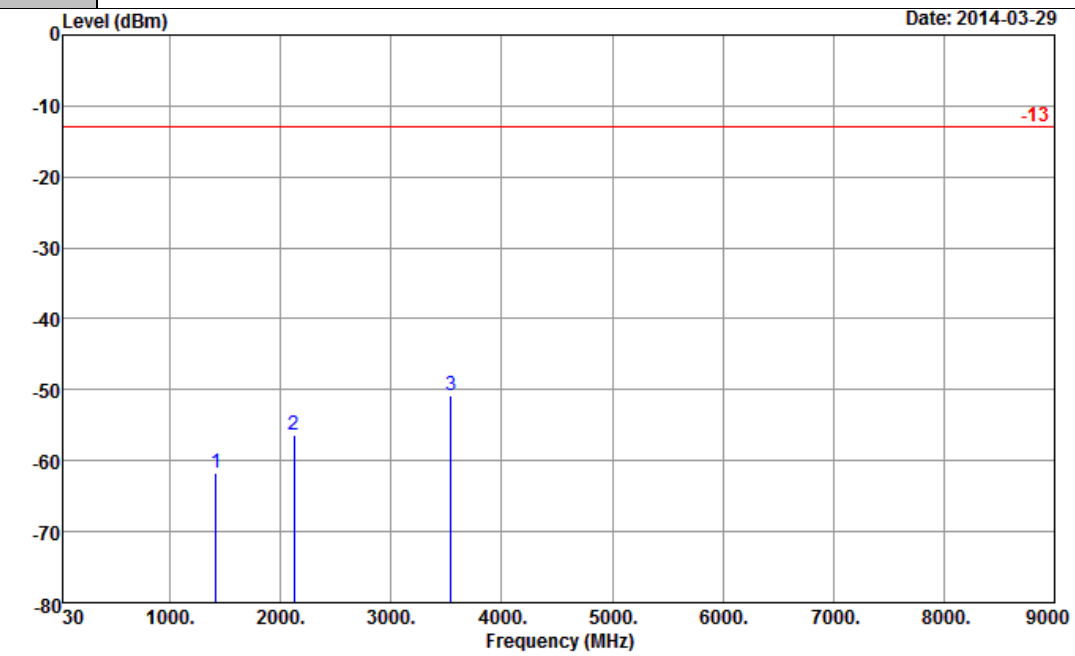

Site : 03CH08-HY
Condition : -13 EIRP_130315 VERTICAL

Frequency (MHz)	ERP (dBm)	Limit (dBm)	Over Limit (dB)	SPA Reading (dBm)	S.G. Power (dBm)	TX Cable loss (dB)	TX Antenna Gain (dBi)	Polarization (H/V)	Result
1418	-61.64	-13	-48.64	-48.72	-65.32	1.67	5.35	V	Pass
2125	-56.49	-13	-43.49	-47.74	-60.17	2.12	5.80	V	Pass
3544	-50.71	-13	-37.71	-44.65	-57.42	2.24	8.95	V	Pass

<Middle Channel>

Band :	LTE Band 17	**Temperature :**	22~24°C
Test Mode :	5MHz QPSK RB Size 1 Offset 24	**Relative Humidity :**	50~51%
Test Engineer :	Kyle Jhuang	**Polarization :**	Horizontal
Remark :	Spurious emissions within 30-10th harmonic were found more than 20dB below limit line.		

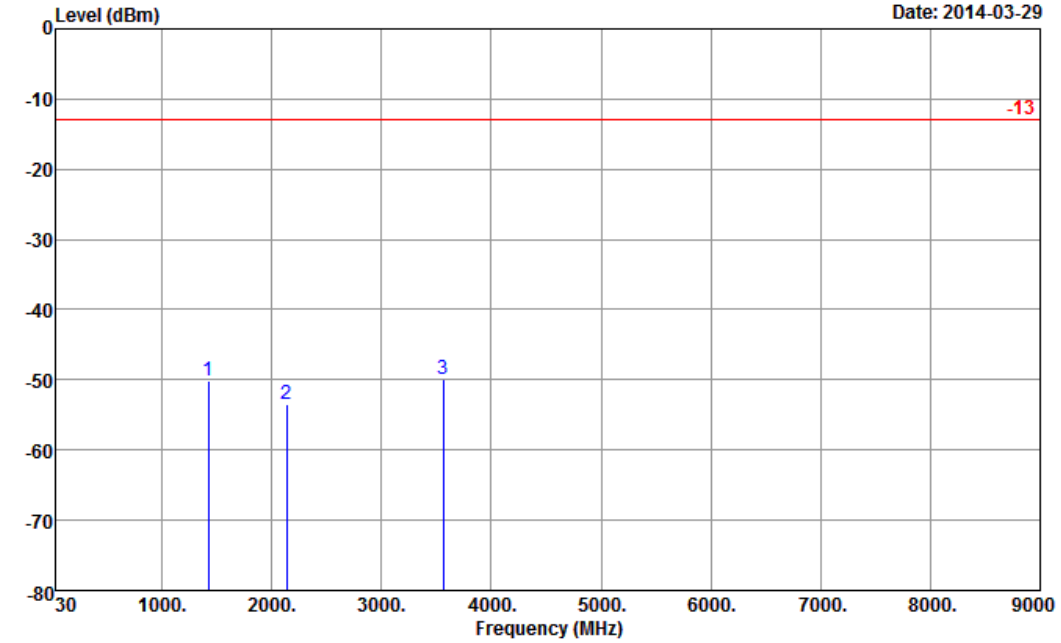

Site : 03CH08-HY
Condition : -13 EIRP_130315 HORIZONTAL

Frequency (MHz)	ERP (dBm)	Limit (dBm)	Over Limit (dB)	SPA Reading (dBm)	S.G. Power (dBm)	TX Cable loss (dB)	TX Antenna Gain (dBi)	Polarization (H/V)	Result
1423	-50.20	-13	-37.20	-40.28	-53.9	1.67	5.37	H	Pass
2137	-53.57	-13	-40.57	-46.06	-57.26	2.12	5.81	H	Pass
3562	-50.02	-13	-37.02	-45.28	-56.74	2.24	8.96	H	Pass

Band :	LTE Band 17	**Temperature :**	22~24°C
Test Mode :	5MHz QPSK RB Size 1 Offset 24	**Relative Humidity :**	50~51%
Test Engineer :	Kyle Jhuang	**Polarization :**	Vertical
Remark :	Spurious emissions within 30-10th harmonic were found more than 20dB below limit line.		

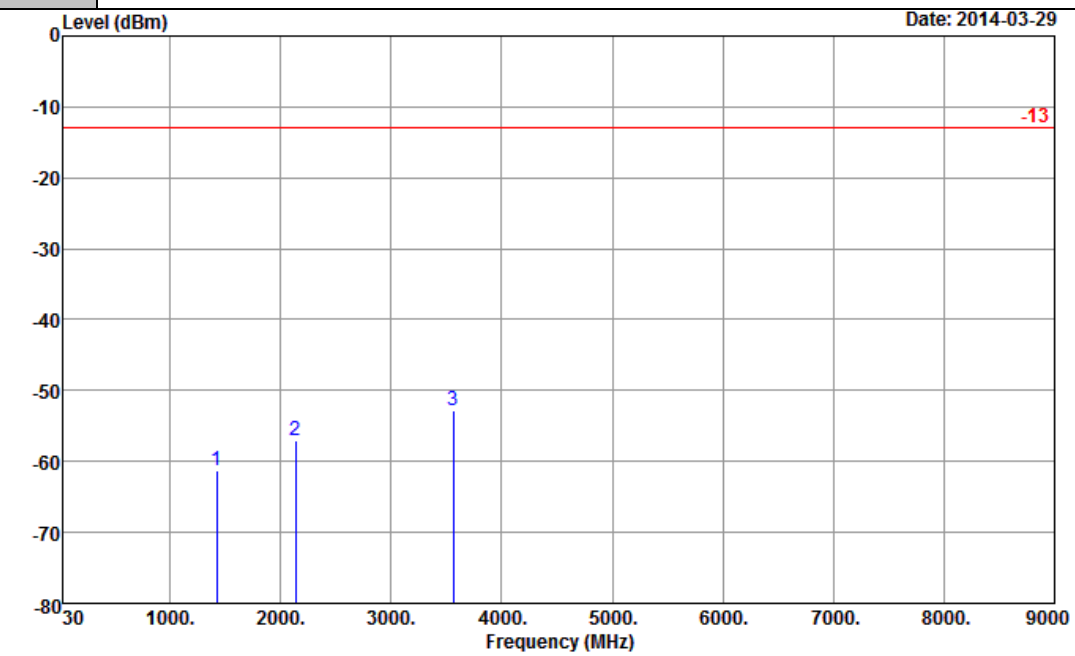

Site : 03CH08-HY
Condition : -13 EIRP_130315 VERTICAL

Frequency (MHz)	ERP (dBm)	Limit (dBm)	Over Limit (dB)	SPA Reading (dBm)	S.G. Power (dBm)	TX Cable loss (dB)	TX Antenna Gain (dBi)	Polarization (H/V)	Result
1423	-61.26	-13	-48.26	-48.31	-64.96	1.67	5.37	V	Pass
2137	-57.02	-13	-44.02	-48.33	-60.71	2.12	5.81	V	Pass
3562	-52.72	-13	-39.72	-46.68	-59.44	2.24	8.96	V	Pass

<High Channel>

Band :	LTE Band 17	**Temperature :**	22~24°C
Test Mode :	5MHz QPSK RB Size 1 Offset 24	**Relative Humidity :**	50~51%
Test Engineer :	Kyle Jhuang	**Polarization :**	Horizontal
Remark :	Spurious emissions within 30-10th harmonic were found more than 20dB below limit line.		

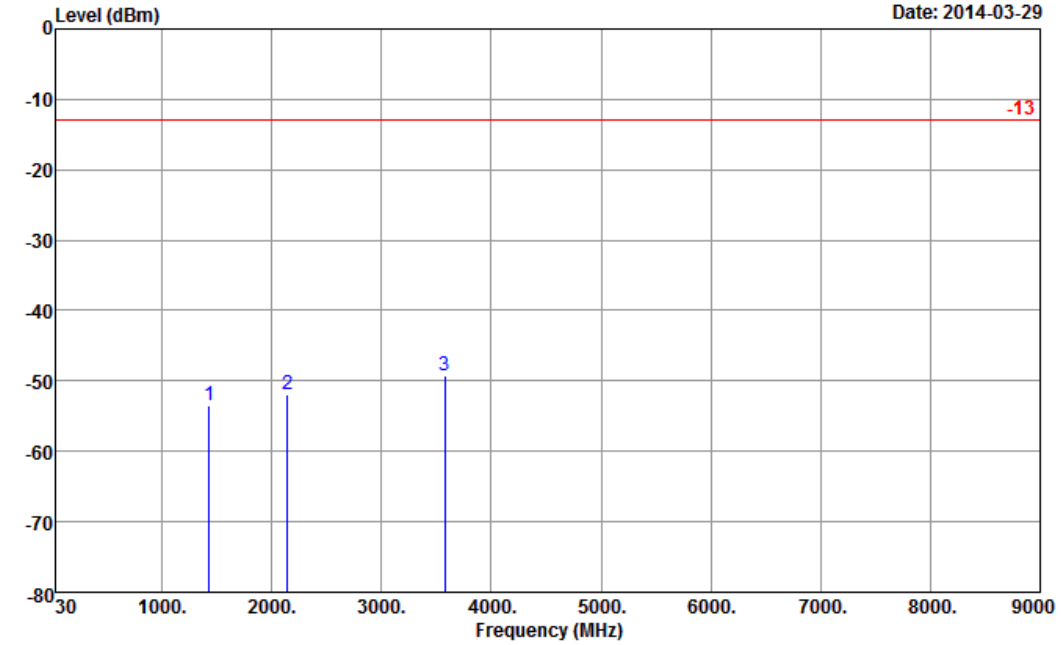

Frequency (MHz)	ERP (dBm)	Limit (dBm)	Over Limit (dB)	SPA Reading (dBm)	S.G. Power (dBm)	TX Cable loss (dB)	TX Antenna Gain (dBi)	Polarization (H/V)	Result
1429	-53.39	-13	-40.39	-43.48	-57.1	1.67	5.38	H	Pass
2146	-52.00	-13	-39.00	-44.48	-55.7	2.12	5.82	H	Pass
3580	-49.28	-13	-36.28	-44.51	-56.01	2.24	8.97	H	Pass

Band :	LTE Band 17	**Temperature :**	22~24°C
Test Mode :	5MHz QPSK RB Size 1 Offset 24	**Relative Humidity :**	50~51%
Test Engineer :	Kyle Jhuang	**Polarization :**	Vertical
Remark :	Spurious emissions within 30-10th harmonic were found more than 20dB below limit line.		

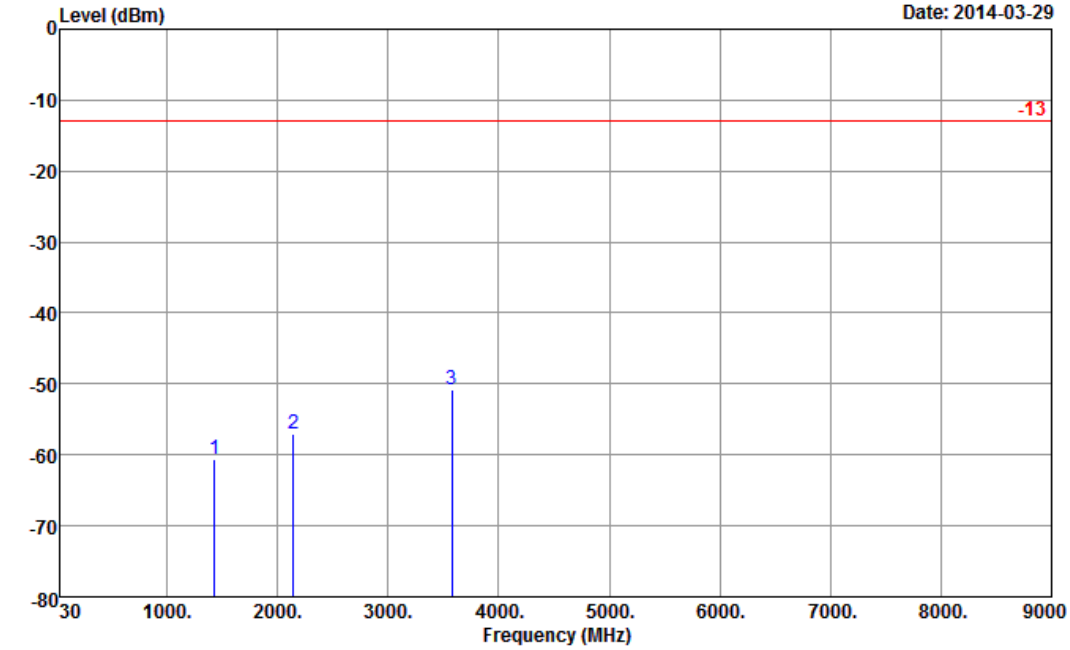

Site : 03CH08-HY
Condition : -13 EIRP_130315 VERTICAL

Frequency (MHz)	ERP (dBm)	Limit (dBm)	Over Limit (dB)	SPA Reading (dBm)	S.G. Power (dBm)	TX Cable loss (dB)	TX Antenna Gain (dBi)	Polarization (H/V)	Result
1429	-60.72	-13	-47.72	-47.9	-64.43	1.67	5.38	V	Pass
2146	-57.11	-13	-44.11	-48.4	-60.81	2.12	5.82	V	Pass
3580	-50.71	-13	-37.71	-44.69	-57.44	2.24	8.97	V	Pass

<Low Channel>

Band :	LTE Band 17	**Temperature :**	22~24°C
Test Mode :	10MHz QPSK RB Size 1 Offset 0	**Relative Humidity :**	50~51%
Test Engineer :	Kyle Jhuang	**Polarization :**	Horizontal
Remark :	Spurious emissions within 30-10th harmonic were found more than 20dB below limit line.		

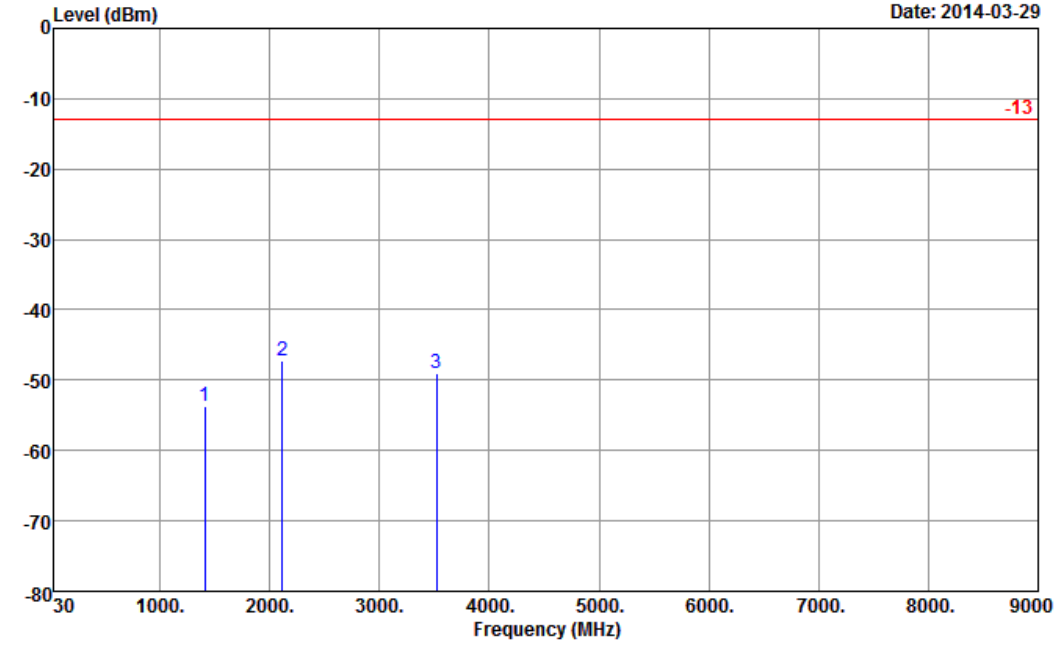

Site : 03CH08-HY
Condition : -13 EIRP_130315 HORIZONTAL

Frequency (MHz)	ERP (dBm)	Limit (dBm)	Over Limit (dB)	SPA Reading (dBm)	S.G. Power (dBm)	TX Cable loss (dB)	TX Antenna Gain (dBi)	Polarization (H/V)	Result
1408	-53.64	-13	-40.64	-43.57	-57.33	1.67	5.36	H	Pass
2113	-47.33	-13	-34.33	-39.54	-51.02	2.12	5.81	H	Pass
3523	-49.01	-13	-36.01	-44.37	-55.73	2.24	8.96	H	Pass

Band :	LTE Band 17	**Temperature :**	22~24°C
Test Mode :	10MHz QPSK RB Size 1 Offset 0	**Relative Humidity :**	50~51%
Test Engineer :	Kyle Jhuang	**Polarization :**	Vertical
Remark :	Spurious emissions within 30-10th harmonic were found more than 20dB below limit line.		

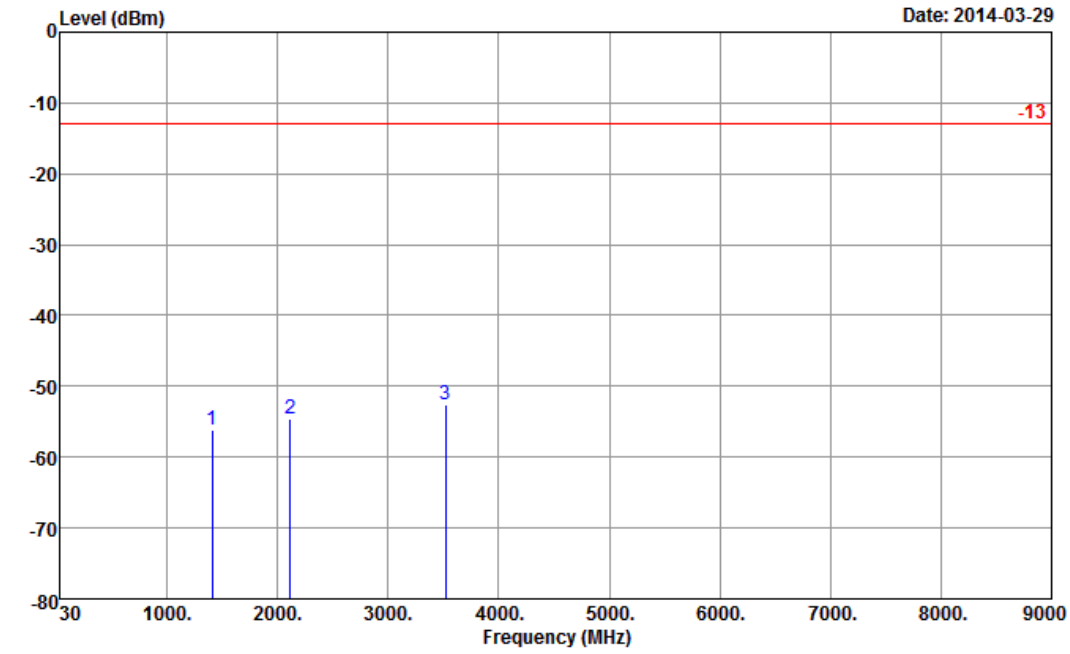

Site : 03CH08-HY
Condition : -13 EIRP_130315 VERTICAL

Frequency (MHz)	ERP (dBm)	Limit (dBm)	Over Limit (dB)	SPA Reading (dBm)	S.G. Power (dBm)	TX Cable loss (dB)	TX Antenna Gain (dBi)	Polarization (H/V)	Result
1408	-56.19	-13	-43.19	-43.28	-59.88	1.67	5.36	V	Pass
2113	-54.65	-13	-41.65	-46.1	-58.34	2.12	5.81	V	Pass
3523	-52.50	-13	-39.50	-46.57	-59.22	2.24	8.96	V	Pass

<Middle Channel>

Band :	LTE Band 17	**Temperature :**	22~24°C
Test Mode :	10MHz QPSK RB Size 1 Offset 0	**Relative Humidity :**	50~51%
Test Engineer :	Kyle Jhuang	**Polarization :**	Horizontal
Remark :	Spurious emissions within 30-10th harmonic were found more than 20dB below limit line.		

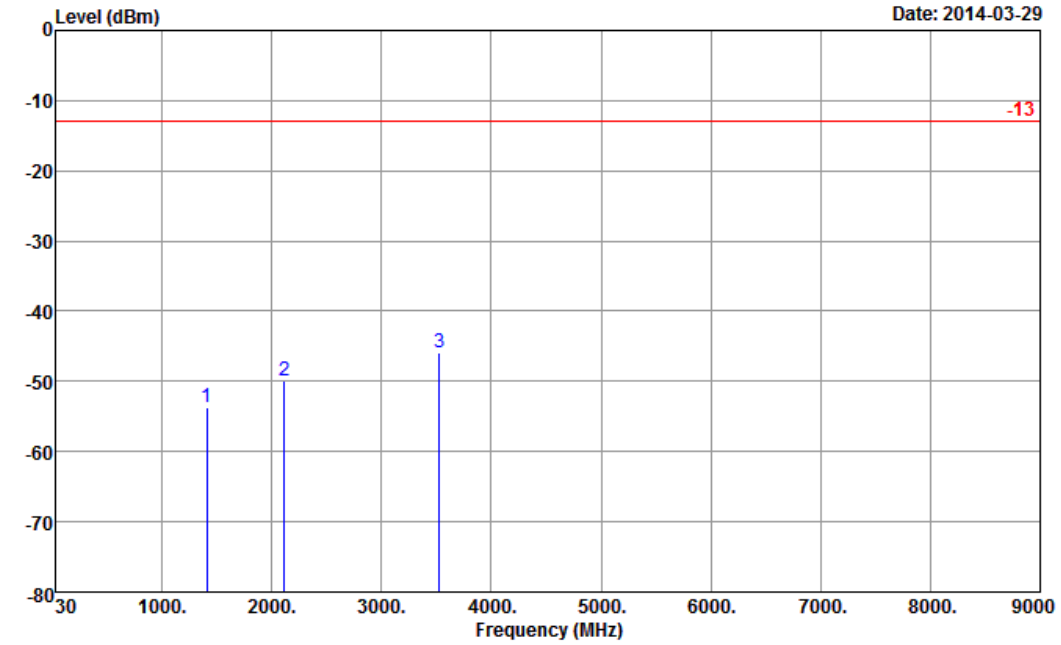

Frequency (MHz)	ERP (dBm)	Limit (dBm)	Over Limit (dB)	SPA Reading (dBm)	S.G. Power (dBm)	TX Cable loss (dB)	TX Antenna Gain (dBi)	Polarization (H/V)	Result
1411	-53.63	-13	-40.63	-43.61	-57.33	1.67	5.37	H	Pass
2116	-50.02	-13	-37.02	-42.5	-53.71	2.12	5.81	H	Pass
3529	-46.01	-13	-33.01	-41.73	-52.73	2.24	8.96	H	Pass

Band :	LTE Band 17	**Temperature :**	22~24°C
Test Mode :	10MHz QPSK RB Size 1 Offset 0	**Relative Humidity :**	50~51%
Test Engineer :	Kyle Jhuang	**Polarization :**	Vertical
Remark :	Spurious emissions within 30-10th harmonic were found more than 20dB below limit line.		

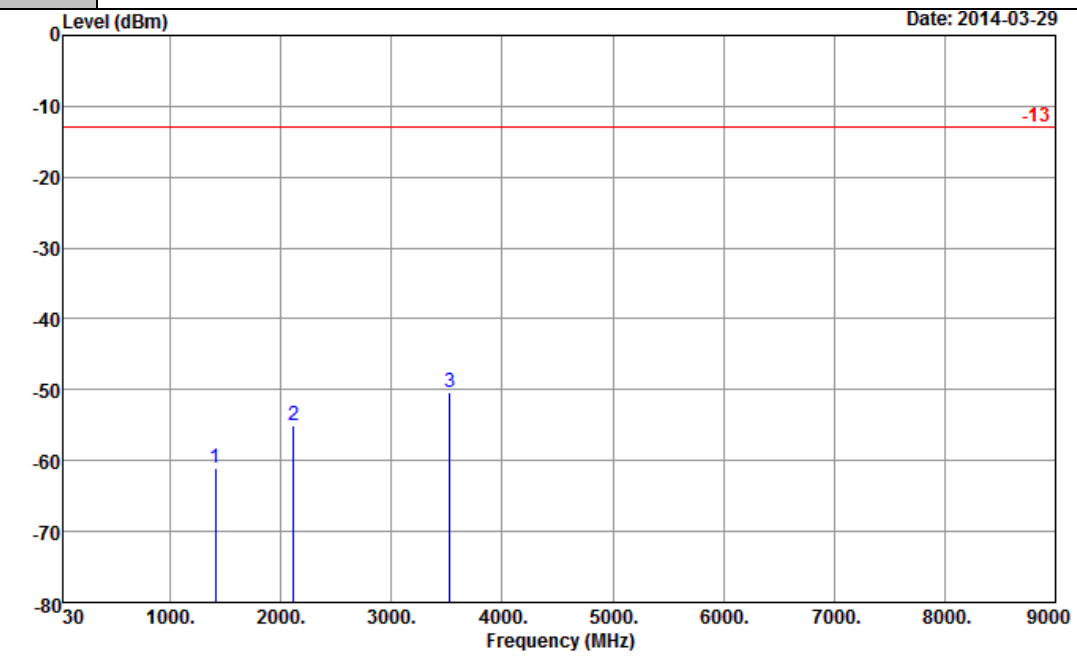

Site : 03CH08-HY
Condition : -13 EIRP_130315 VERTICAL

Frequency (MHz)	ERP (dBm)	Limit (dBm)	Over Limit (dB)	SPA Reading (dBm)	S.G. Power (dBm)	TX Cable loss (dB)	TX Antenna Gain (dBi)	Polarization (H/V)	Result
1411	-61.07	-13	-48.07	-47.98	-64.77	1.67	5.37	V	Pass
2116	-54.97	-13	-41.97	-46.32	-58.66	2.12	5.81	V	Pass
3529	-50.31	-13	-37.31	-44.26	-57.03	2.24	8.96	V	Pass

<High Channel>

Band :	LTE Band 17	**Temperature :**	22~24°C
Test Mode :	10MHz QPSK RB Size 1 Offset 0	**Relative Humidity :**	50~51%
Test Engineer :	Kyle Jhuang	**Polarization :**	Horizontal
Remark :	Spurious emissions within 30-10th harmonic were found more than 20dB below limit line.		

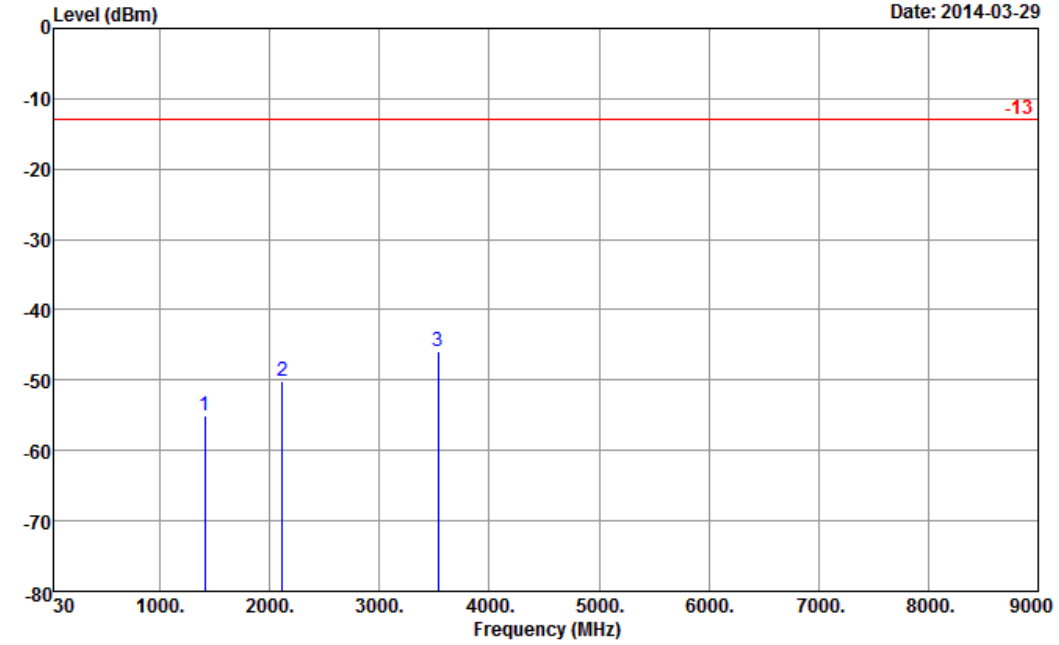

Site : 03CH08-HY
Condition : -13 EIRP_130315 HORIZONTAL

Frequency (MHz)	ERP (dBm)	Limit (dBm)	Over Limit (dB)	SPA Reading (dBm)	S.G. Power (dBm)	TX Cable loss (dB)	TX Antenna Gain (dBi)	Polarization (H/V)	Result
1411	-55.15	-13	-42.15	-45.05	-59.03	1.25	5.13	H	Pass
2119	-50.15	-13	-37.15	-42.39	-53.66	1.48	5.00	H	Pass
3535	-46.01	-13	-33.01	-41.35	-52.45	2.02	8.47	H	Pass

Band :	LTE Band 17	**Temperature :**	22~24°C
Test Mode :	10MHz QPSK RB Size 1 Offset 0	**Relative Humidity :**	50~51%
Test Engineer :	Kyle Jhuang	**Polarization :**	Vertical
Remark :	Spurious emissions within 30-10th harmonic were found more than 20dB below limit line.		

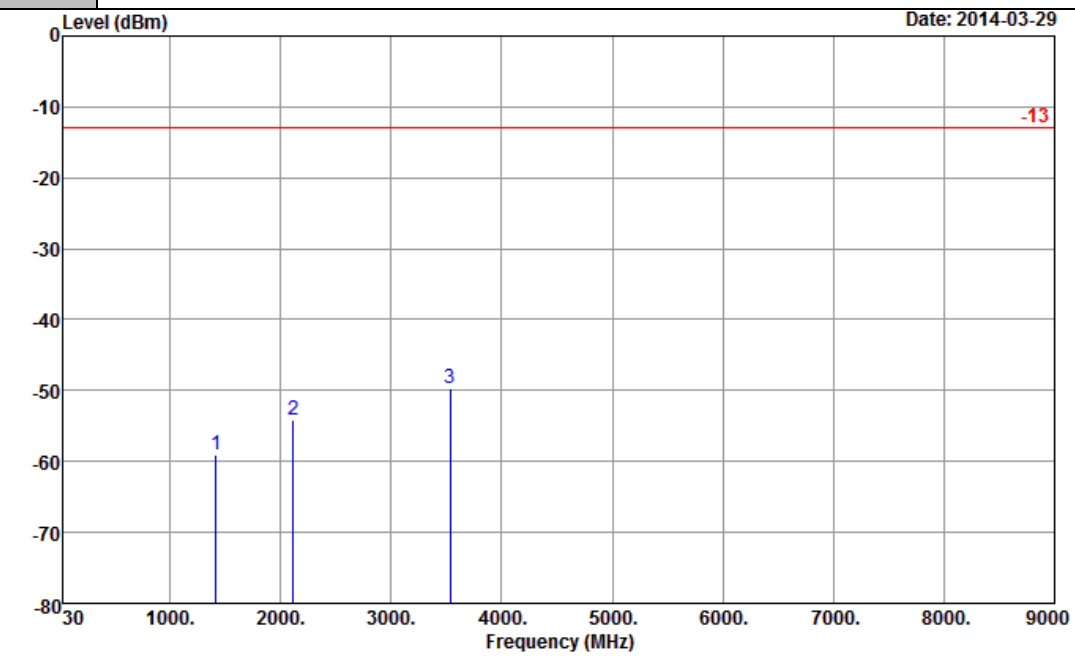

Frequency (MHz)	ERP (dBm)	Limit (dBm)	Over Limit (dB)	SPA Reading (dBm)	S.G. Power (dBm)	TX Cable loss (dB)	TX Antenna Gain (dBi)	Polarization (H/V)	Result
1414	-59.05	-13	-46.05	-46.09	-62.93	1.25	5.13	V	Pass
2119	-54.18	-13	-41.18	-45.64	-57.69	1.48	5.00	V	Pass
3535	-49.64	-13	-36.64	-43.72	-56.08	2.02	8.47	V	Pass

<Low Channel>

Band :	LTE Band 7	**Temperature :**	22~24°C
Test Mode :	5MHz QPSK RB Size 1 Offset 0	**Relative Humidity :**	50~51%
Test Engineer :	Kyle Jhuang	**Polarization :**	Horizontal
Remark :	Spurious emissions within 30-10th harmonic were found more than 20dB below limit line.		

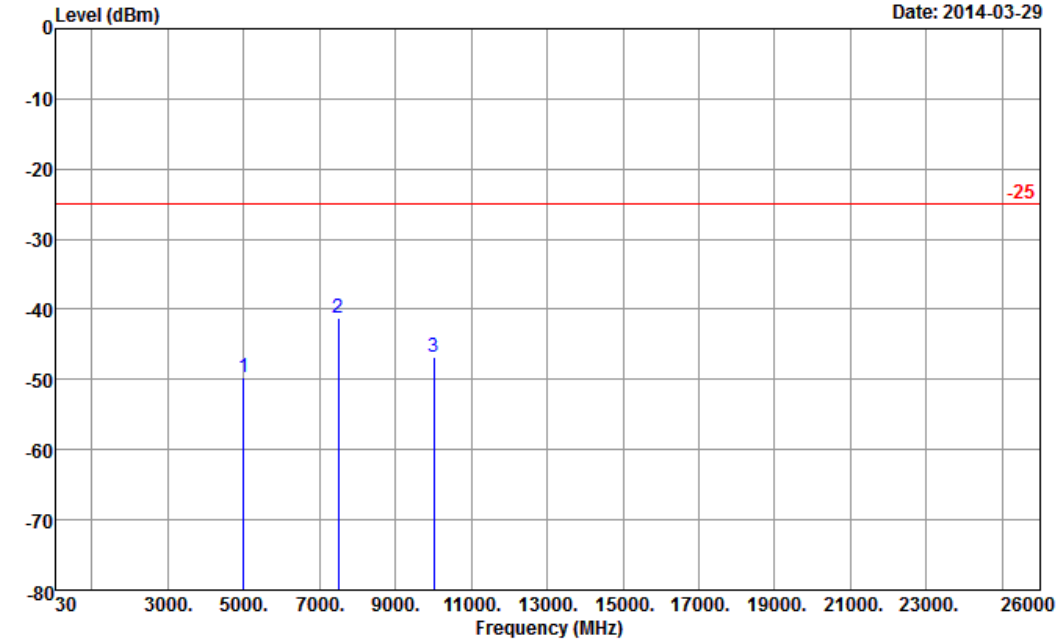

Site : 03CH08-HY
Condition : -25 EIRP_130315 HORIZONTAL

Frequency (MHz)	EIRP (dBm)	Limit (dBm)	Over Limit (dB)	SPA Reading (dBm)	S.G. Power (dBm)	TX Cable loss (dB)	TX Antenna Gain (dBi)	Polarization (H/V)	Result
5000	-49.80	-25	-24.80	-44.62	-58.12	2.08	10.40	H	Pass
7500	-41.13	-25	-16.13	-43.77	-50.66	2.68	12.21	H	Pass
10016	-46.86	-25	-21.86	-52.89	-57.41	2.56	13.10	H	Pass

Band :	LTE Band 7	**Temperature :**	22~24°C
Test Mode :	5MHz QPSK RB Size 1 Offset 0	**Relative Humidity :**	50~51%
Test Engineer :	Kyle Jhuang	**Polarization :**	Vertical
Remark :	Spurious emissions within 30-10th harmonic were found more than 20dB below limit line.		

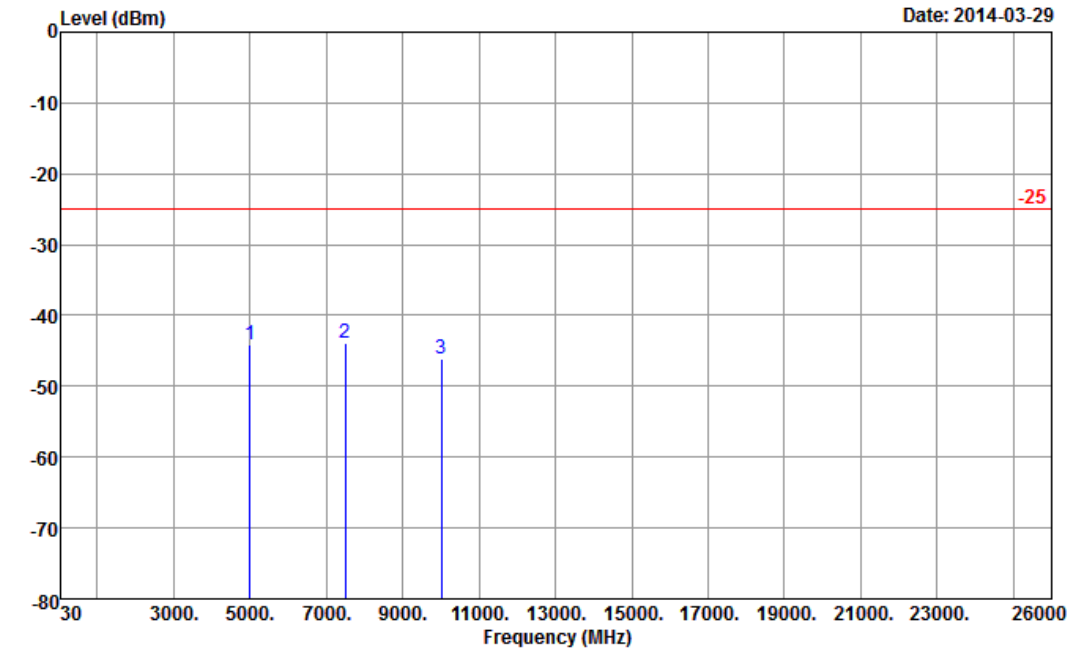

Site : 03CH08-HY
Condition : -25 EIRP_130315 VERTICAL

Frequency (MHz)	EIRP (dBm)	Limit (dBm)	Over Limit (dB)	SPA Reading (dBm)	S.G. Power (dBm)	TX Cable loss (dB)	TX Antenna Gain (dBi)	Polarization (H/V)	Result
5000	-44.17	-25	-19.17	-41.42	-52.49	2.08	10.40	V	Pass
7500	-43.98	-25	-18.98	-47.42	-53.51	2.68	12.21	V	Pass
10016	-46.06	-25	-21.06	-52.35	-56.61	2.56	13.10	V	Pass

<Middle Channel>

Band :	LTE Band 7	**Temperature :**	22~24°C
Test Mode :	5MHz QPSK RB Size 1 Offset 0	**Relative Humidity :**	50~51%
Test Engineer :	Kyle Jhuang	**Polarization :**	Horizontal
Remark :	Spurious emissions within 30-10th harmonic were found more than 20dB below limit line.		

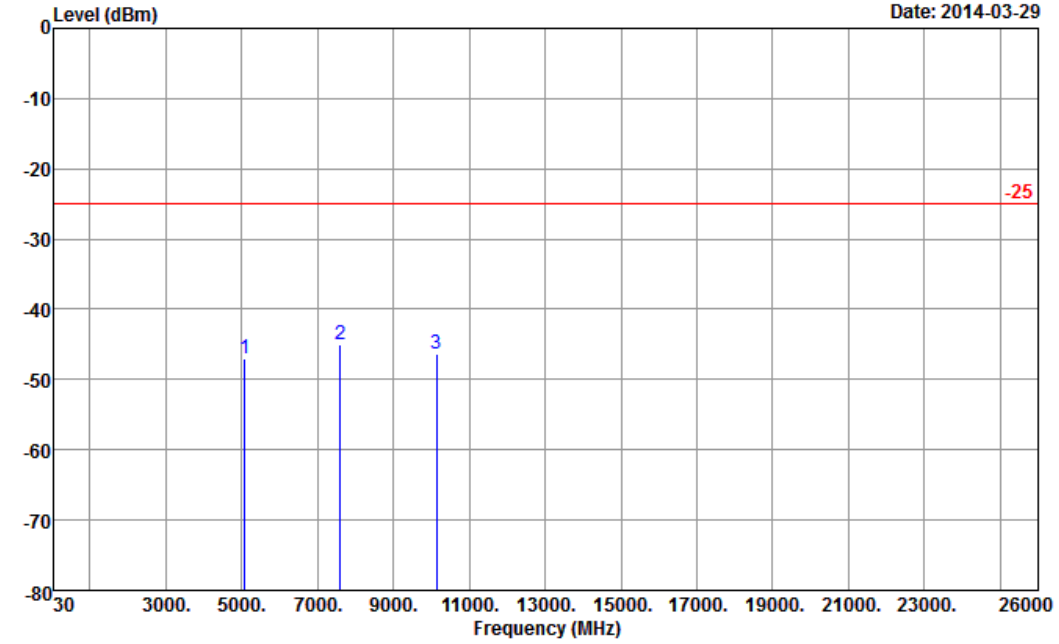

Site : 03CH08-HY
Condition : -25 EIRP_130315 HORIZONTAL

Frequency (MHz)	EIRP (dBm)	Limit (dBm)	Over Limit (dB)	SPA Reading (dBm)	S.G. Power (dBm)	TX Cable loss (dB)	TX Antenna Gain (dBi)	Polarization (H/V)	Result
5068	-47.00	-25	-22.00	-42.52	-55.37	2.08	10.46	H	Pass
7596	-45.07	-25	-20.07	-47.57	-54.67	2.68	12.28	H	Pass
10136	-46.30	-25	-21.30	-52.62	-56.79	2.66	13.16	H	Pass

Band :	LTE Band 7	**Temperature :**	22~24°C
Test Mode :	5MHz QPSK RB Size 1 Offset 0	**Relative Humidity :**	50~51%
Test Engineer :	Kyle Jhuang	**Polarization :**	Vertical
Remark :	Spurious emissions within 30-10th harmonic were found more than 20dB below limit line.		

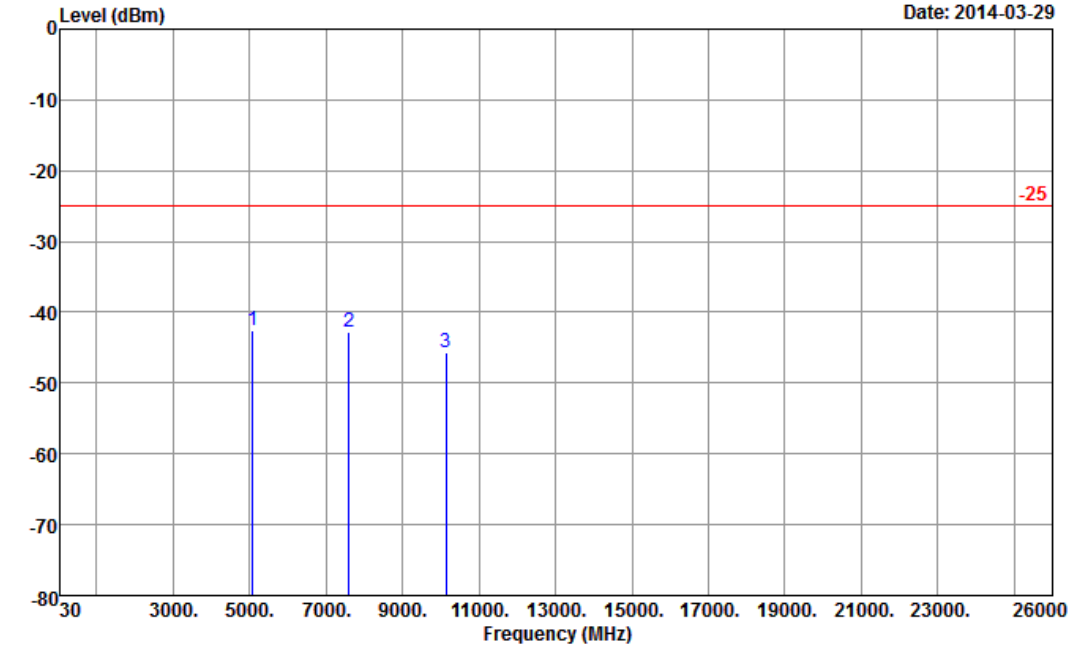

Site : 03CH08-HY
Condition : -25 EIRP_130315 VERTICAL

Frequency (MHz)	EIRP (dBm)	Limit (dBm)	Over Limit (dB)	SPA Reading (dBm)	S.G. Power (dBm)	TX Cable loss (dB)	TX Antenna Gain (dBi)	Polarization (H/V)	Result
5068	-42.51	-25	-17.51	-39.75	-50.88	2.08	10.46	V	Pass
7596	-42.71	-25	-17.71	-46.11	-52.31	2.68	12.28	V	Pass
10136	-45.62	-25	-20.62	-52.3	-56.11	2.66	13.16	V	Pass

<High Channel>

Band :	LTE Band 7	**Temperature :**	22~24°C
Test Mode :	5MHz QPSK RB Size 1 Offset 0	**Relative Humidity :**	50~51%
Test Engineer :	Kyle Jhuang	**Polarization :**	Horizontal
Remark :	Spurious emissions within 30-10th harmonic were found more than 20dB below limit line.		

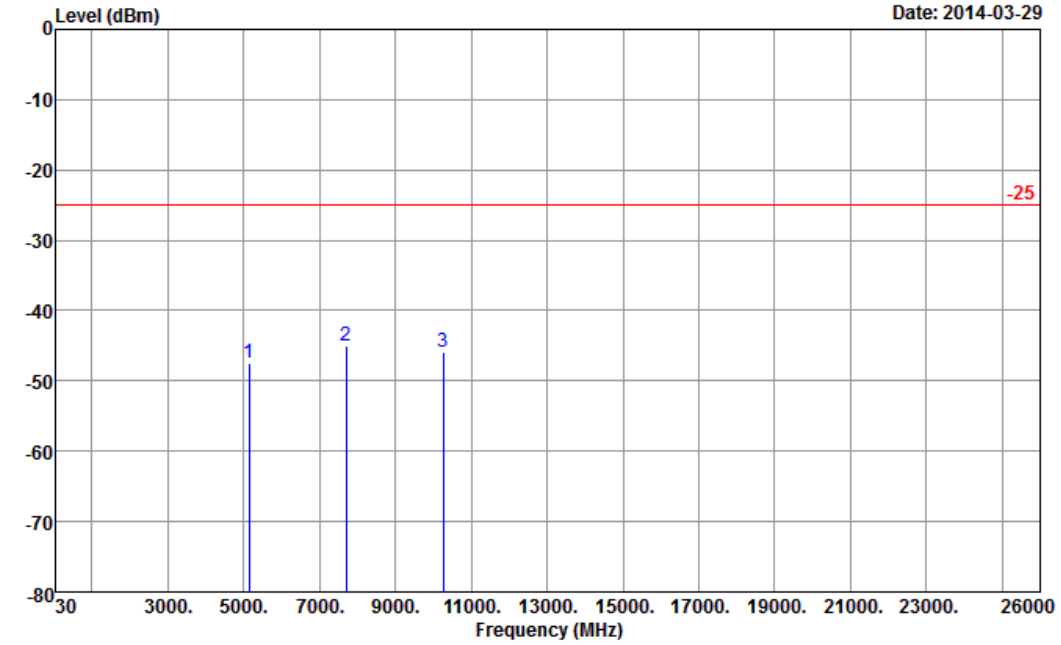

Site : 03CH08-HY
Condition : -25 EIRP_130315 HORIZONTAL

Frequency (MHz)	EIRP (dBm)	Limit (dBm)	Over Limit (dB)	SPA Reading (dBm)	S.G. Power (dBm)	TX Cable loss (dB)	TX Antenna Gain (dBi)	Polarization (H/V)	Result
5132	-47.40	-25	-22.40	-43.88	-55.82	2.09	10.51	H	Pass
7696	-45.03	-25	-20.03	-47.36	-54.71	2.68	12.36	H	Pass
10264	-45.99	-25	-20.99	-52.42	-56.43	2.77	13.21	H	Pass

Band :	LTE Band 7	**Temperature :**	22~24°C
Test Mode :	5MHz QPSK RB Size 1 Offset 0	**Relative Humidity :**	50~51%
Test Engineer :	Kyle Jhuang	**Polarization :**	Vertical
Remark :	Spurious emissions within 30-10th harmonic were found more than 20dB below limit line.		

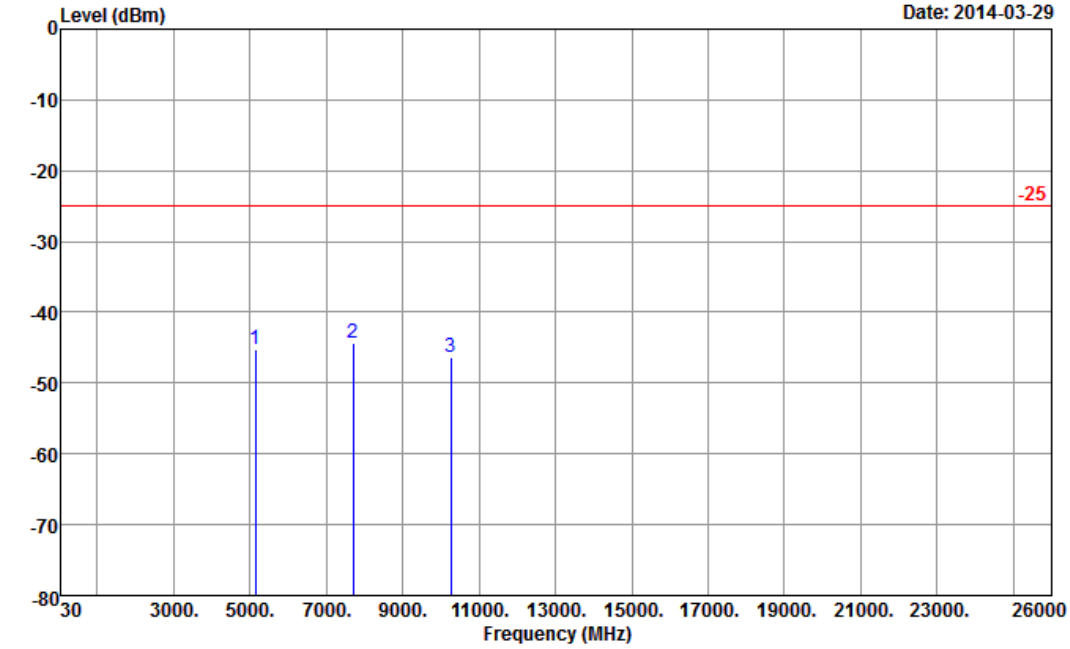

Site : 03CH08-HY
Condition : -25 EIRP_130315 VERTICAL

Frequency (MHz)	EIRP (dBm)	Limit (dBm)	Over Limit (dB)	SPA Reading (dBm)	S.G. Power (dBm)	TX Cable loss (dB)	TX Antenna Gain (dBi)	Polarization (H/V)	Result
5132	-45.19	-25	-20.19	-42.4	-53.61	2.09	10.51	V	Pass
7696	-44.43	-25	-19.43	-48.04	-54.11	2.68	12.36	V	Pass
10264	-46.27	-25	-21.27	-53.09	-56.71	2.77	13.21	V	Pass

<Low Channel>

Band :	LTE Band 7	**Temperature :**	22~24°C
Test Mode :	10MHz QPSK RB Size 1 Offset 0	**Relative Humidity :**	50~51%
Test Engineer :	Kyle Jhuang	**Polarization :**	Horizontal
Remark :	Spurious emissions within 30-10th harmonic were found more than 20dB below limit line.		

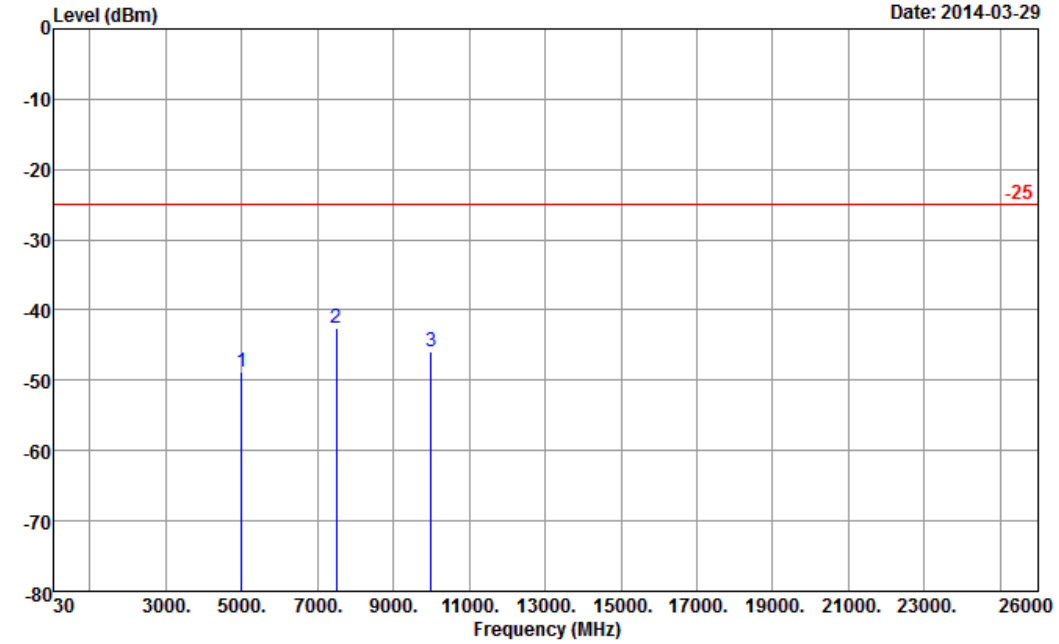

Site : 03CH08-HY
Condition : -25 EIRP_130315 HORIZONTAL

Frequency (MHz)	EIRP (dBm)	Limit (dBm)	Over Limit (dB)	SPA Reading (dBm)	S.G. Power (dBm)	TX Cable loss (dB)	TX Antenna Gain (dBi)	Polarization (H/V)	Result
5000	-48.70	-25	-23.70	-43.57	-57.03	2.08	10.41	H	Pass
7500	-42.59	-25	-17.59	-45.21	-52.12	2.68	12.21	H	Pass
10000	-46.01	-25	-21.01	-51.91	-56.55	2.57	13.11	H	Pass

Band :	LTE Band 7	**Temperature :**	22~24°C
Test Mode :	10MHz QPSK RB Size 1 Offset 0	**Relative Humidity :**	50~51%
Test Engineer :	Kyle Jhuang	**Polarization :**	Vertical
Remark :	Spurious emissions within 30-10th harmonic were found more than 20dB below limit line.		

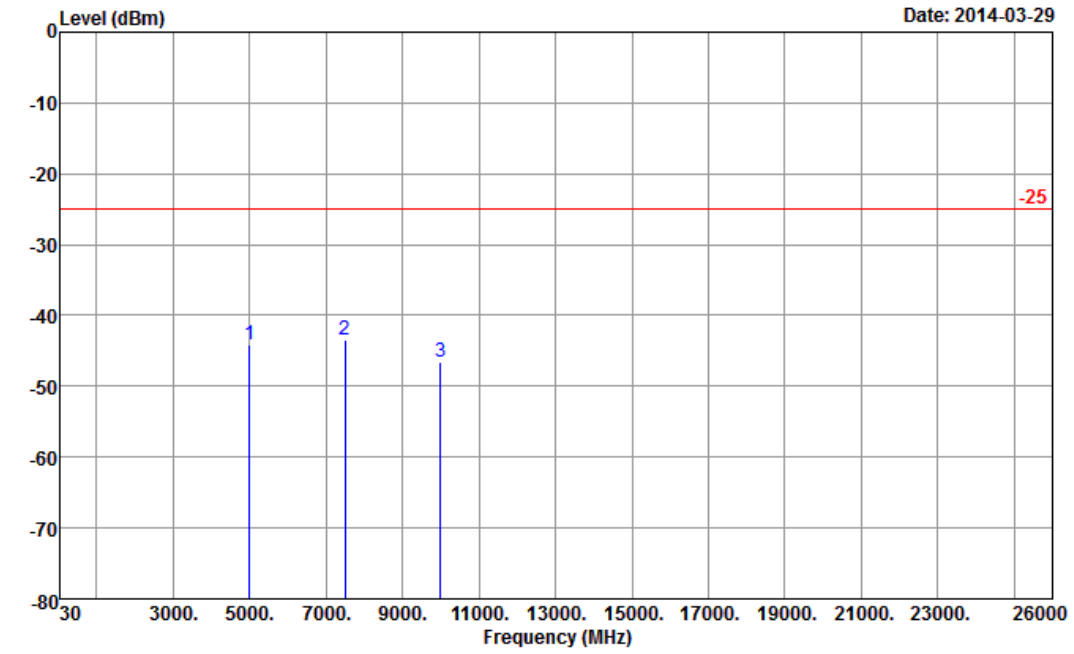

Frequency (MHz)	EIRP (dBm)	Limit (dBm)	Over Limit (dB)	SPA Reading (dBm)	S.G. Power (dBm)	TX Cable loss (dB)	TX Antenna Gain (dBi)	Polarization (H/V)	Result
5000	-44.09	-25	-19.09	-41.42	-52.42	2.08	10.41	V	Pass
7500	-43.35	-25	-18.35	-46.82	-52.88	2.68	12.21	V	Pass
10000	-46.58	-25	-21.58	-52.76	-57.12	2.57	13.11	V	Pass

<Middle Channel>

Band :	LTE Band 7	**Temperature :**	22~24°C
Test Mode :	10MHz QPSK RB Size 1 Offset 0	**Relative Humidity :**	50~51%
Test Engineer :	Kyle Jhuang	**Polarization :**	Horizontal
Remark :	Spurious emissions within 30-10th harmonic were found more than 20dB below limit line.		

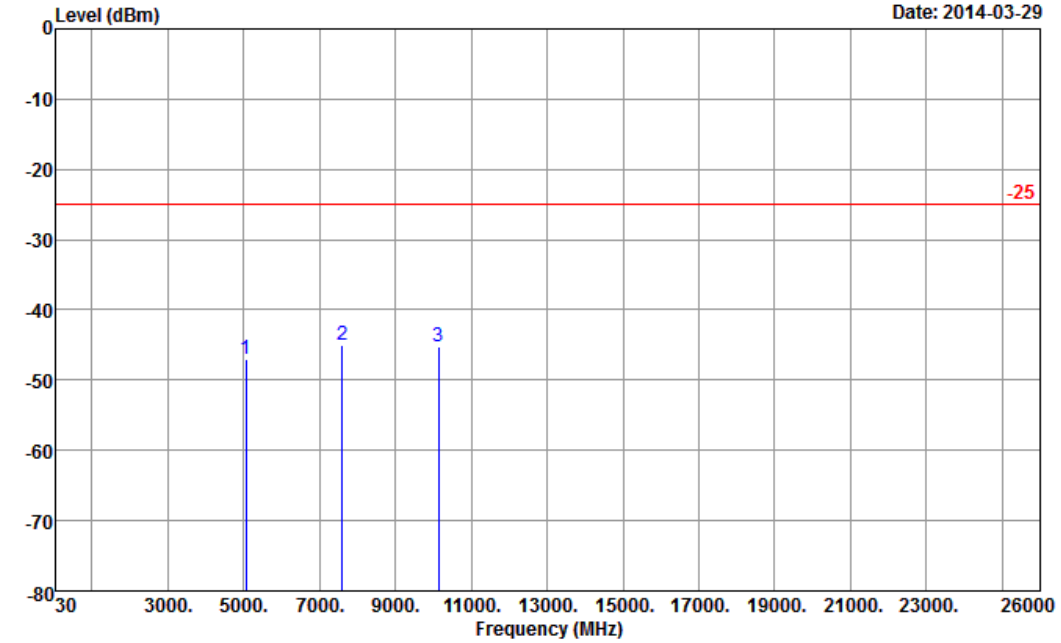

Site : 03CH08-HY
Condition : -25 EIRP_130315 HORIZONTAL

Frequency (MHz)	EIRP (dBm)	Limit (dBm)	Over Limit (dB)	SPA Reading (dBm)	S.G. Power (dBm)	TX Cable loss (dB)	TX Antenna Gain (dBi)	Polarization (H/V)	Result
5070	-47.02	-25	-22.02	-42.58	-55.37	2.07	10.43	H	Pass
7592	-45.01	-25	-20.01	-47.53	-54.61	2.67	12.27	H	Pass
10128	-45.32	-25	-20.32	-51.64	-55.81	2.66	13.16	H	Pass

Band :	LTE Band 7	**Temperature :**	22~24°C
Test Mode :	10MHz QPSK RB Size 1 Offset 0	**Relative Humidity :**	50~51%
Test Engineer :	Kyle Jhuang	**Polarization :**	Vertical
Remark :	Spurious emissions within 30-10th harmonic were found more than 20dB below limit line.		

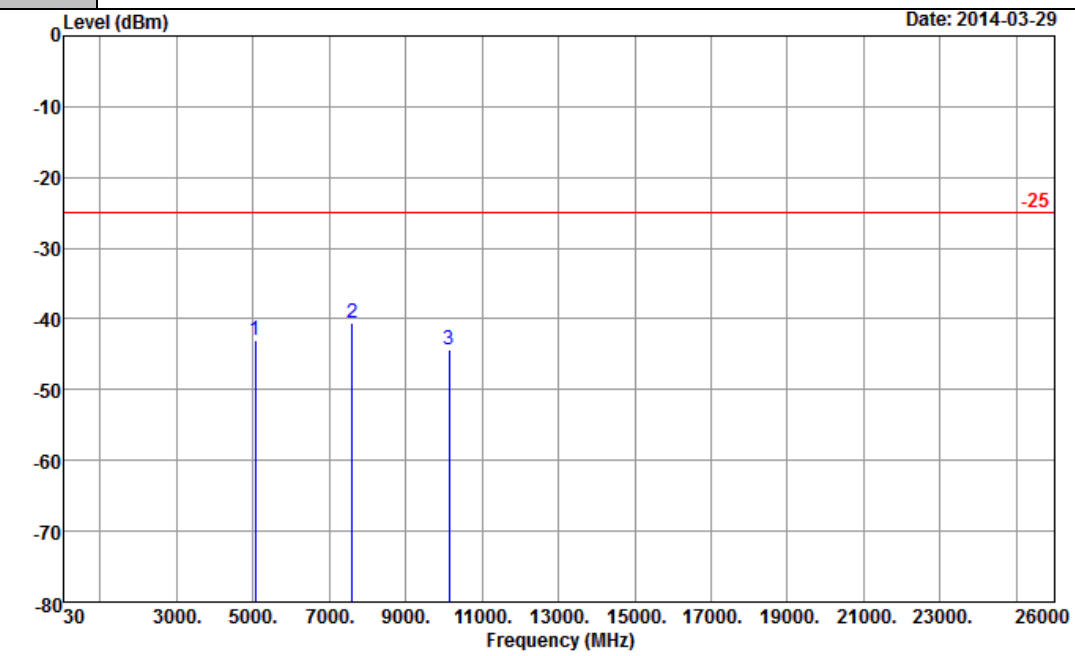

Site : 03CH08-HY
Condition : -25 EIRP_130315 VERTICAL

Frequency (MHz)	EIRP (dBm)	Limit (dBm)	Over Limit (dB)	SPA Reading (dBm)	S.G. Power (dBm)	TX Cable loss (dB)	TX Antenna Gain (dBi)	Polarization (H/V)	Result
5070	-43.08	-25	-18.08	-40.43	-51.43	2.07	10.43	V	Pass
7592	-40.52	-25	-15.52	-44.02	-50.12	2.67	12.27	V	Pass
10140	-44.37	-25	-19.37	-51.93	-54.86	2.66	13.16	V	Pass

<High Channel>

Band :	LTE Band 7	**Temperature :**	22~24°C
Test Mode :	10MHz QPSK RB Size 1 Offset 0	**Relative Humidity :**	50~51%
Test Engineer :	Kyle Jhuang	**Polarization :**	Horizontal
Remark :	Spurious emissions within 30-10th harmonic were found more than 20dB below limit line.		

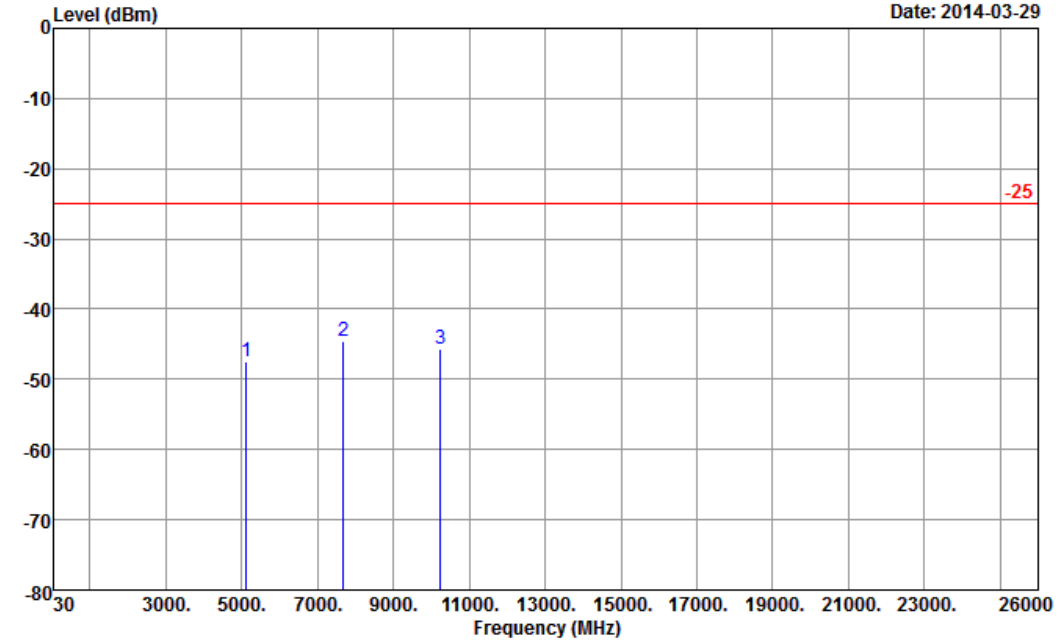

Frequency (MHz)	EIRP (dBm)	Limit (dBm)	Over Limit (dB)	SPA Reading (dBm)	S.G. Power (dBm)	TX Cable loss (dB)	TX Antenna Gain (dBi)	Polarization (H/V)	Result
5120	-47.48	-25	-22.48	-43.67	-55.9	2.09	10.50	H	Pass
7680	-44.55	-25	-19.55	-47.29	-54.23	2.68	12.36	H	Pass
10240	-45.58	-25	-20.58	-52.11	-56.02	2.76	13.20	H	Pass

Band :	LTE Band 7	**Temperature :**	22~24°C
Test Mode :	10MHz QPSK RB Size 1 Offset 0	**Relative Humidity :**	50~51%
Test Engineer :	Kyle Jhuang	**Polarization :**	Vertical
Remark :	Spurious emissions within 30-10th harmonic were found more than 20dB below limit line.		

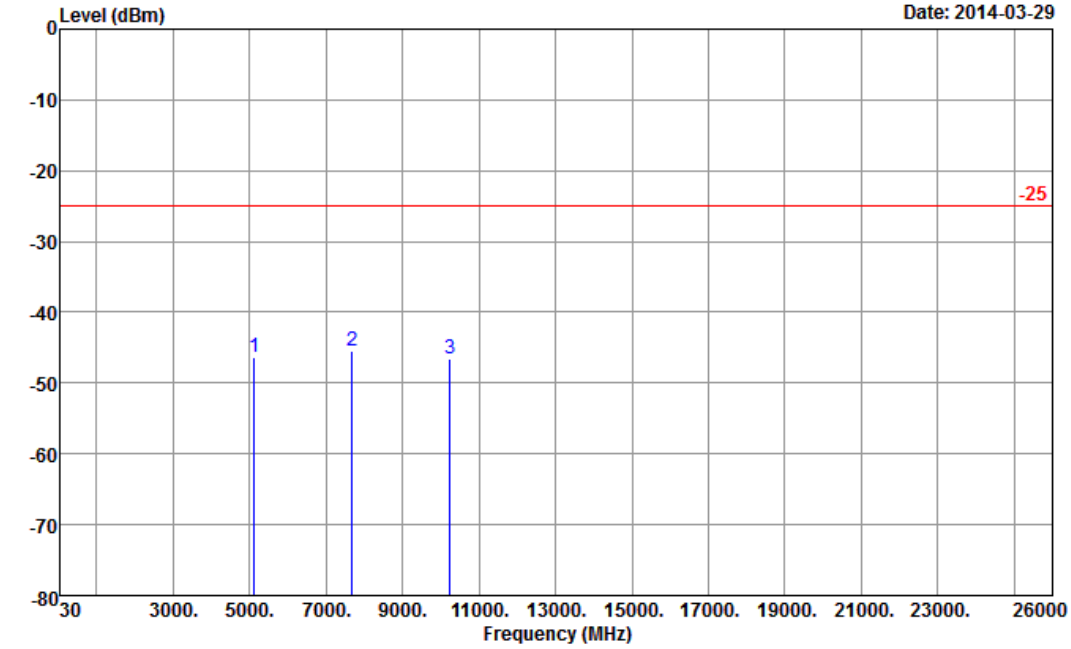

Site : 03CH08-HY
Condition : -25 EIRP_130315 VERTICAL

Frequency (MHz)	EIRP (dBm)	Limit (dBm)	Over Limit (dB)	SPA Reading (dBm)	S.G. Power (dBm)	TX Cable loss (dB)	TX Antenna Gain (dBi)	Polarization (H/V)	Result
5120	-46.30	-25	-21.30	-43.51	-54.72	2.09	10.50	V	Pass
7680	-45.53	-25	-20.53	-49.47	-55.21	2.68	12.36	V	Pass
10240	-46.58	-25	-21.58	-52.41	-57.02	2.76	13.20	V	Pass

<Low Channel>

Band :	LTE Band 7	**Temperature :**	22~24°C
Test Mode :	15MHz QPSK RB Size 1 Offset 0	**Relative Humidity :**	50~51%
Test Engineer :	Kyle Jhuang	**Polarization :**	Horizontal
Remark :	Spurious emissions within 30-10th harmonic were found more than 20dB below limit line.		

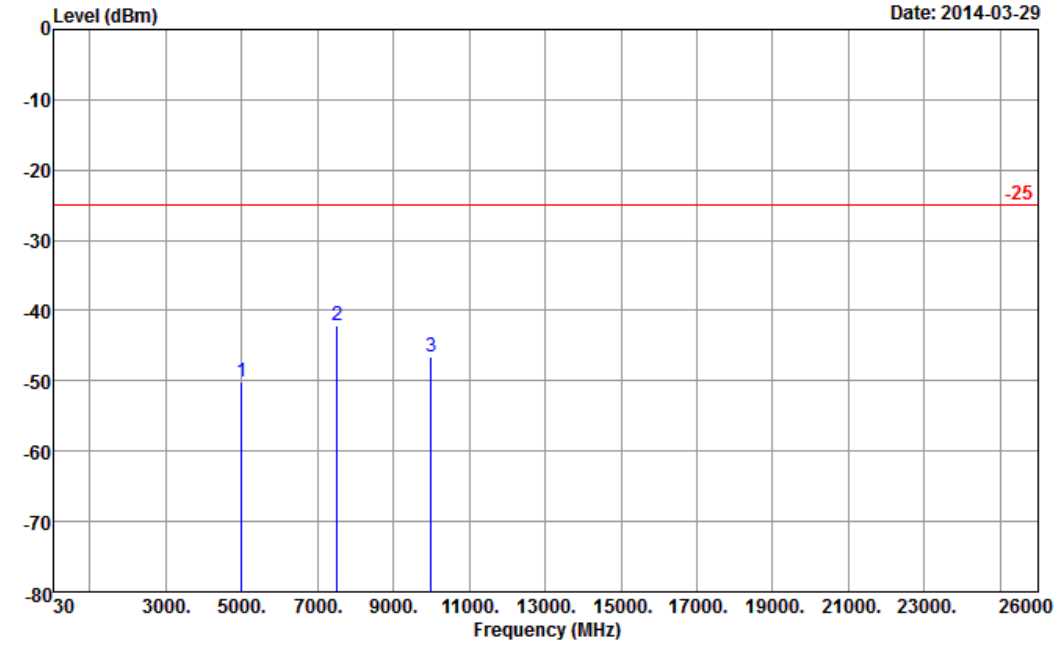

Site : 03CH08-HY
Condition : -25 EIRP_130315 HORIZONTAL

Frequency (MHz)	EIRP (dBm)	Limit (dBm)	Over Limit (dB)	SPA Reading (dBm)	S.G. Power (dBm)	TX Cable loss (dB)	TX Antenna Gain (dBi)	Polarization (H/V)	Result
5000	-50.10	-25	-25.10	-44.93	-58.42	2.07	10.39	H	Pass
7504	-42.03	-25	-17.03	-44.51	-51.55	2.67	12.19	H	Pass
10000	-46.61	-25	-21.61	-52.36	-57.13	2.57	13.09	H	Pass

Band :	LTE Band 7	**Temperature :**	22~24°C
Test Mode :	15MHz QPSK RB Size 1 Offset 0	**Relative Humidity :**	50~51%
Test Engineer :	Kyle Jhuang	**Polarization :**	Vertical
Remark :	Spurious emissions within 30-10th harmonic were found more than 20dB below limit line.		

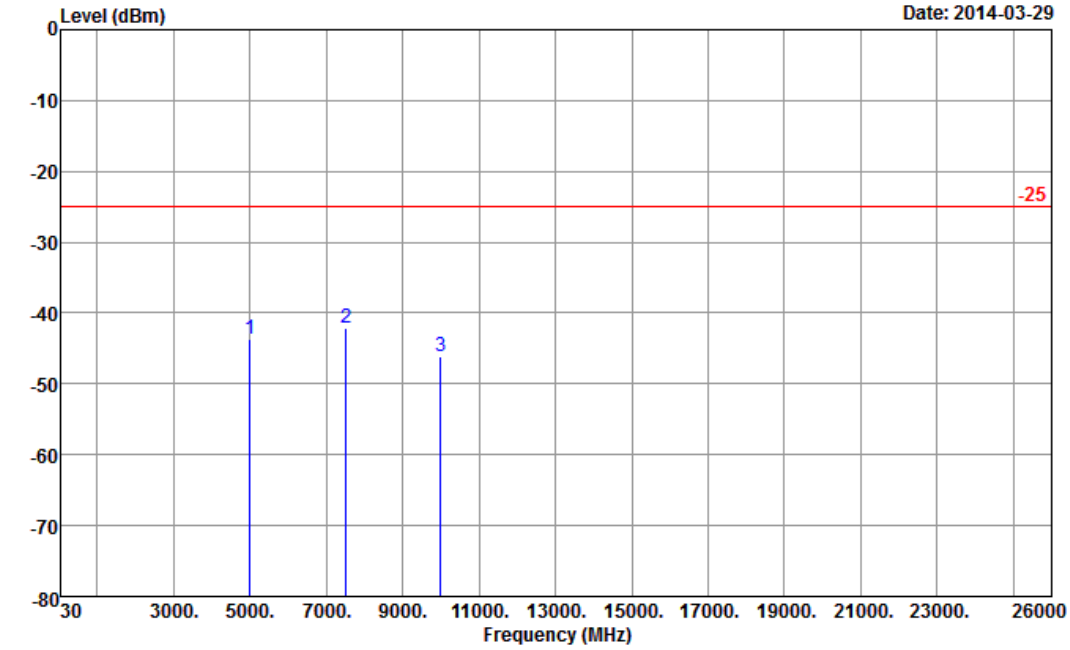

Site : 03CH08-HY
Condition : -25 EIRP_130315 VERTICAL

Frequency (MHz)	EIRP (dBm)	Limit (dBm)	Over Limit (dB)	SPA Reading (dBm)	S.G. Power (dBm)	TX Cable loss (dB)	TX Antenna Gain (dBi)	Polarization (H/V)	Result
5000	-43.69	-25	-18.69	-40.95	-52.01	2.07	10.39	V	Pass
7504	-42.17	-25	-17.17	-45.81	-51.69	2.67	12.19	V	Pass
10000	-46.19	-25	-21.19	-52.23	-56.71	2.57	13.09	V	Pass

<Middle Channel>

Band :	LTE Band 7	**Temperature :**	22~24°C
Test Mode :	15MHz QPSK RB Size 1 Offset 0	**Relative Humidity :**	50~51%
Test Engineer :	Kyle Jhuang	**Polarization :**	Horizontal
Remark :	Spurious emissions within 30-10th harmonic were found more than 20dB below limit line.		

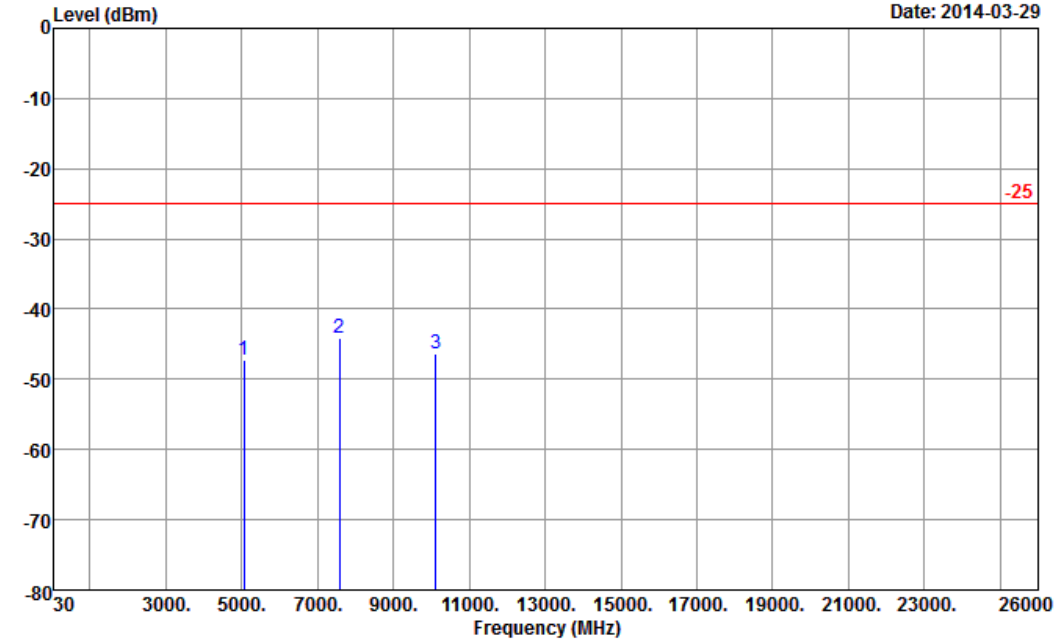

Site : 03CH08-HY
Condition : -25 EIRP_130315 HORIZONTAL

Frequency (MHz)	EIRP (dBm)	Limit (dBm)	Over Limit (dB)	SPA Reading (dBm)	S.G. Power (dBm)	TX Cable loss (dB)	TX Antenna Gain (dBi)	Polarization (H/V)	Result
5060	-47.25	-25	-22.25	-42.98	-55.59	2.04	10.39	H	Pass
7584	-44.05	-25	-19.05	-46.53	-53.68	2.59	12.22	H	Pass
10112	-46.39	-25	-21.39	-52.57	-56.91	2.62	13.15	H	Pass

Band :	LTE Band 7	**Temperature :**	22~24°C
Test Mode :	15MHz QPSK RB Size 1 Offset 0	**Relative Humidity :**	50~51%
Test Engineer :	Kyle Jhuang	**Polarization :**	Vertical
Remark :	Spurious emissions within 30-10th harmonic were found more than 20dB below limit line.		

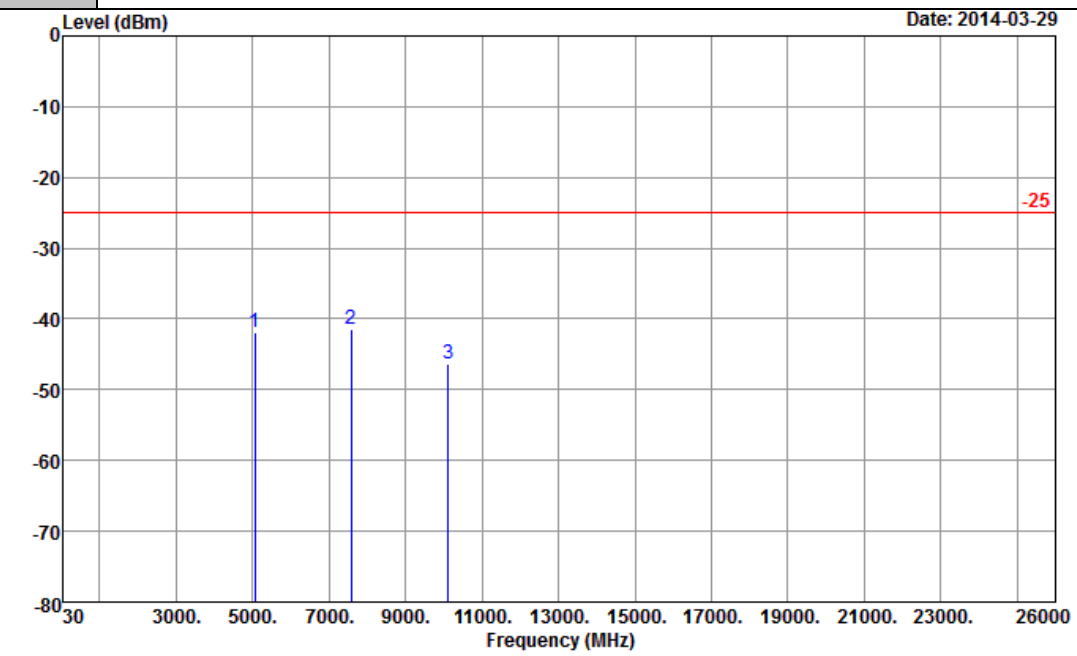

Frequency (MHz)	EIRP (dBm)	Limit (dBm)	Over Limit (dB)	SPA Reading (dBm)	S.G. Power (dBm)	TX Cable loss (dB)	TX Antenna Gain (dBi)	Polarization (H/V)	Result
5060	-41.95	-25	-16.95	-39.19	-50.29	2.04	10.39	V	Pass
7584	-41.45	-25	-16.45	-44.88	-51.08	2.59	12.22	V	Pass
10110	-46.29	-25	-21.29	-53	-56.81	2.62	13.15	V	Pass

<High Channel>

Band :	LTE Band 7	**Temperature :**	22~24°C
Test Mode :	15MHz QPSK RB Size 1 Offset 0	**Relative Humidity :**	50~51%
Test Engineer :	Kyle Jhuang	**Polarization :**	Horizontal
Remark :	Spurious emissions within 30-10th harmonic were found more than 20dB below limit line.		

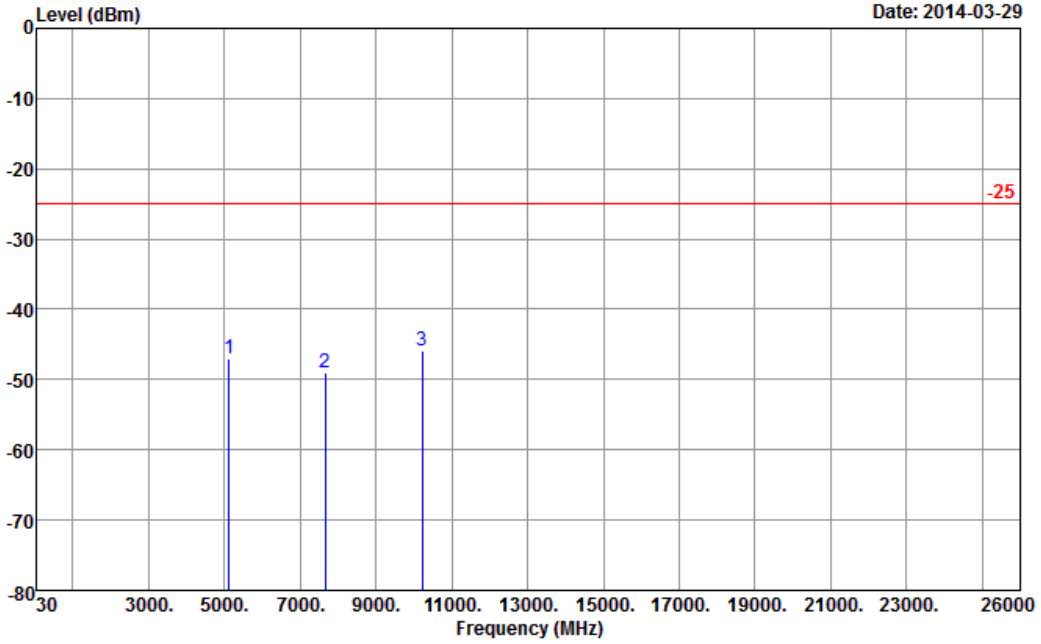

Site : 03CH08-HY
Condition : -25 EIRP_130315 HORIZONTAL

Frequency (MHz)	EIRP (dBm)	Limit (dBm)	Over Limit (dB)	SPA Reading (dBm)	S.G. Power (dBm)	TX Cable loss (dB)	TX Antenna Gain (dBi)	Polarization (H/V)	Result
5112	-47.02	-25	-22.02	-43.35	-55.43	2.08	10.48	H	Pass
7664	-49.09	-25	-24.09	-51.59	-58.78	2.65	12.34	H	Pass
10220	-45.90	-25	-20.90	-52.38	-56.34	2.74	13.18	H	Pass

Band :	LTE Band 7	**Temperature :**	22~24°C
Test Mode :	15MHz QPSK RB Size 1 Offset 0	**Relative Humidity :**	50~51%
Test Engineer :	Kyle Jhuang	**Polarization :**	Vertical
Remark :	Spurious emissions within 30-10th harmonic were found more than 20dB below limit line.		

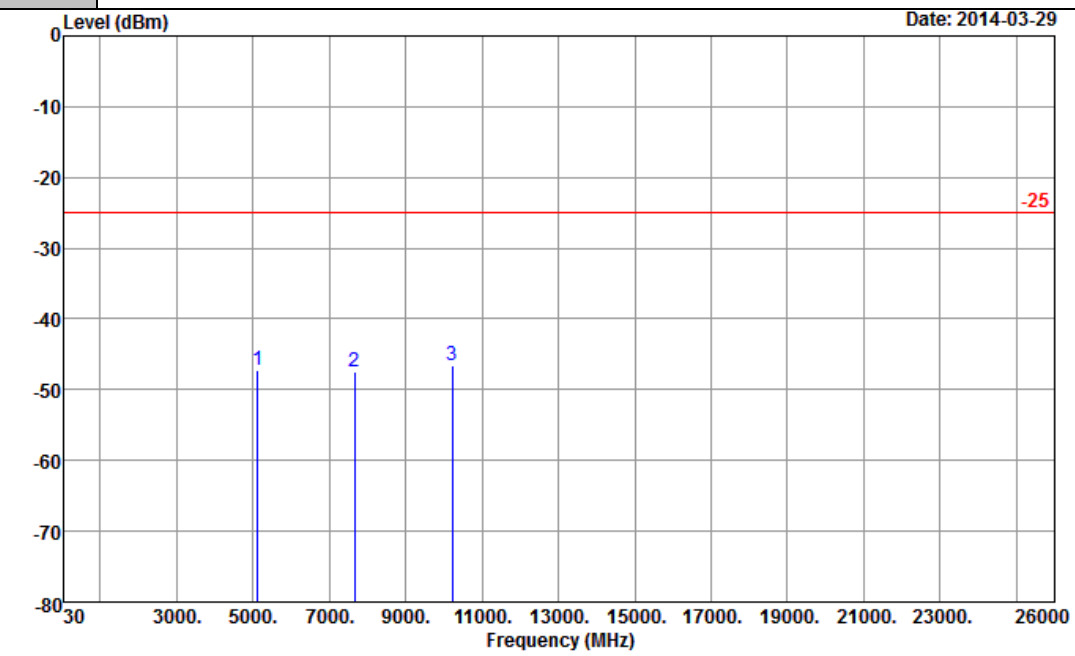

Frequency (MHz)	EIRP (dBm)	Limit (dBm)	Over Limit (dB)	SPA Reading (dBm)	S.G. Power (dBm)	TX Cable loss (dB)	TX Antenna Gain (dBi)	Polarization (H/V)	Result
5112	-47.27	-25	-22.27	-44.24	-55.68	2.08	10.48	V	Pass
7664	-47.44	-25	-22.44	-51.32	-57.13	2.65	12.34	V	Pass
10220	-46.55	-25	-21.55	-53.39	-56.99	2.74	13.18	V	Pass

<Low Channel>

Band :	LTE Band 7	**Temperature :**	22~24°C
Test Mode :	20MHz QPSK RB Size 1 Offset 0	**Relative Humidity :**	50~51%
Test Engineer :	Kyle Jhuang	**Polarization :**	Horizontal
Remark :	Spurious emissions within 30-10th harmonic were found more than 20dB below limit line.		

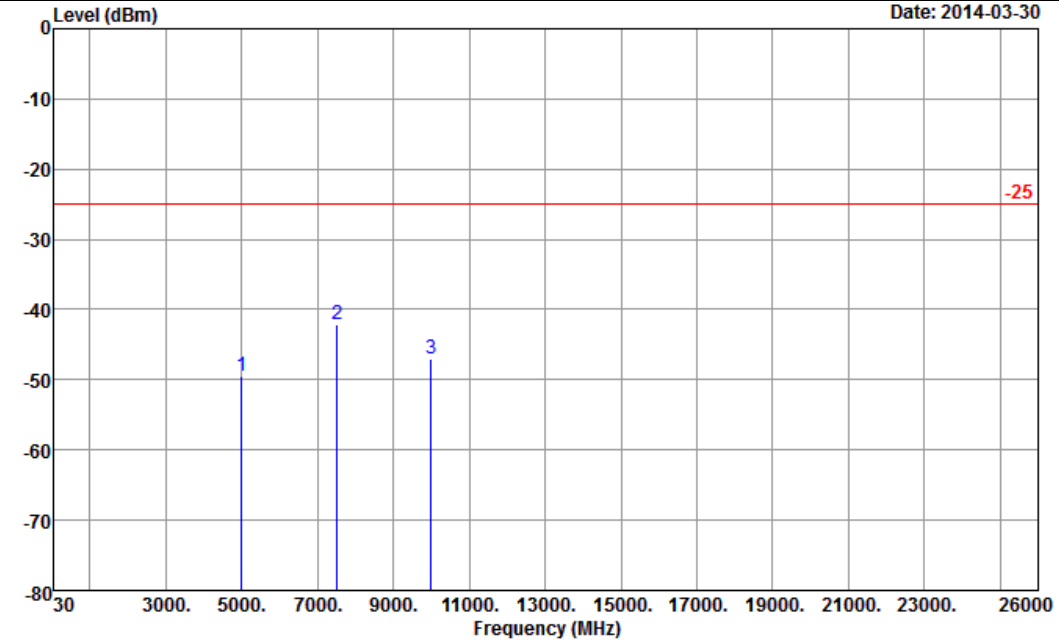

Site : 03CH08-HY
Condition : -25 EIRP_130315 HORIZONTAL

Frequency (MHz)	EIRP (dBm)	Limit (dBm)	Over Limit (dB)	SPA Reading (dBm)	S.G. Power (dBm)	TX Cable loss (dB)	TX Antenna Gain (dBi)	Polarization (H/V)	Result
5004	-49.36	-25	-24.36	-44.31	-57.67	2.06	10.37	H	Pass
7504	-42.11	-25	-17.11	-44.49	-51.62	2.67	12.18	H	Pass
10000	-47.01	-25	-22.01	-52.91	-57.51	2.56	13.06	H	Pass

Band :	LTE Band 7	**Temperature :**	22~24°C
Test Mode :	20MHz QPSK RB Size 1 Offset 0	**Relative Humidity :**	50~51%
Test Engineer :	Kyle Jhuang	**Polarization :**	Vertical
Remark :	Spurious emissions within 30-10th harmonic were found more than 20dB below limit line.		

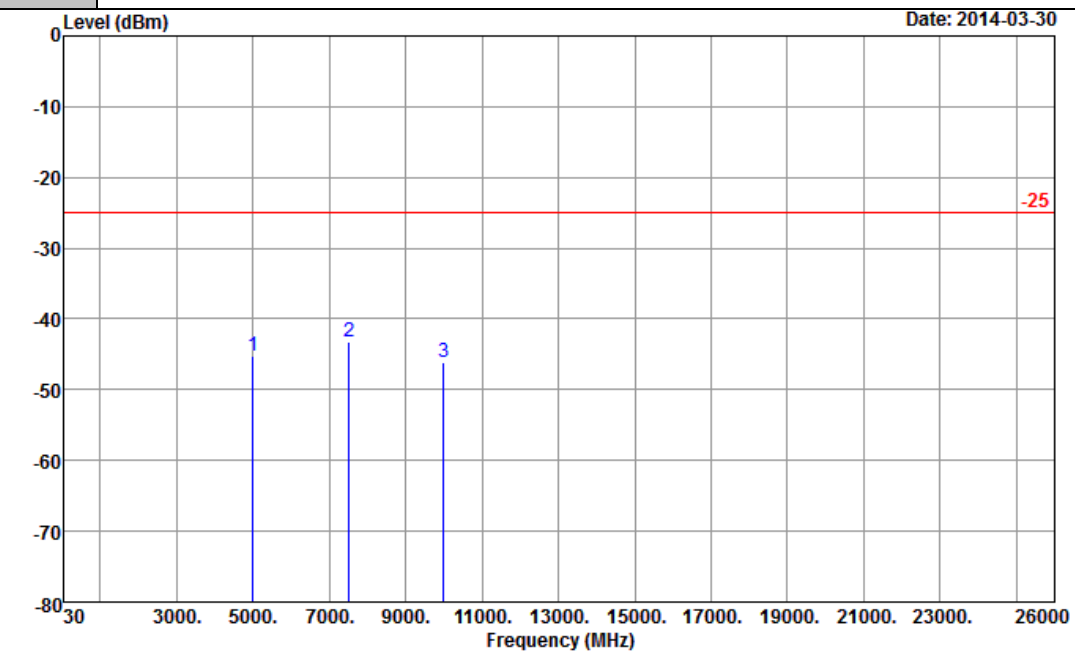

Frequency (MHz)	EIRP (dBm)	Limit (dBm)	Over Limit (dB)	SPA Reading (dBm)	S.G. Power (dBm)	TX Cable loss (dB)	TX Antenna Gain (dBi)	Polarization (H/V)	Result
5004	-45.17	-25	-20.17	-42.55	-53.48	2.06	10.37	V	Pass
7504	-43.15	-25	-18.15	-46.66	-52.66	2.67	12.18	V	Pass
10000	-46.02	-25	-21.02	-52.16	-56.52	2.56	13.06	V	Pass

<Middle Channel>

Band :	LTE Band 7	**Temperature :**	22~24°C
Test Mode :	20MHz QPSK RB Size 1 Offset 0	**Relative Humidity :**	50~51%
Test Engineer :	Kyle Jhuang	**Polarization :**	Horizontal
Remark :	Spurious emissions within 30-10th harmonic were found more than 20dB below limit line.		

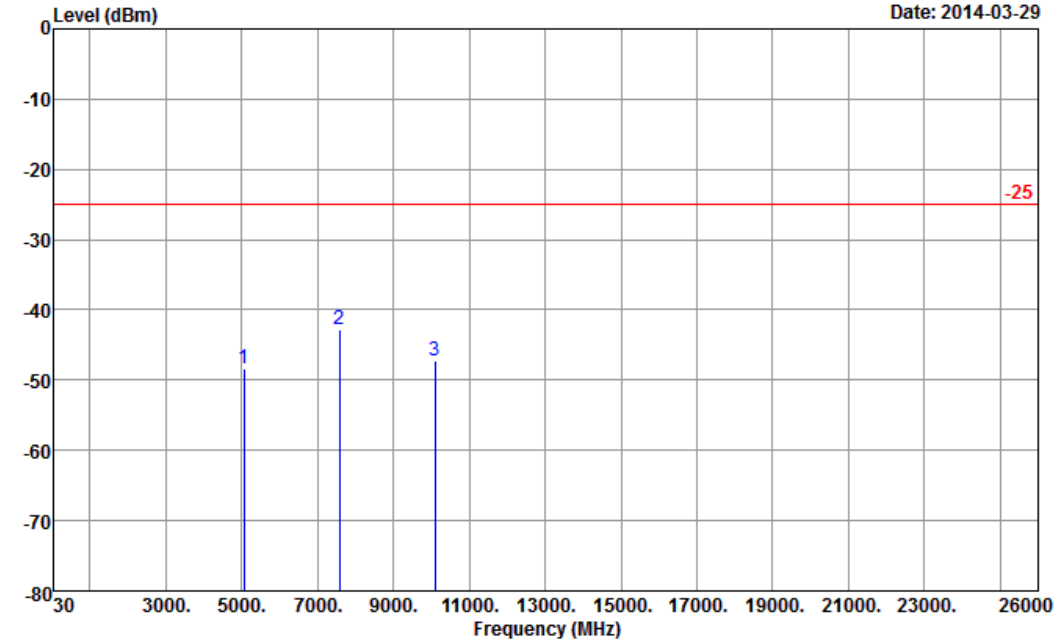

Site : 03CH08-HY
Condition : -25 EIRP_130315 HORIZONTAL

Frequency (MHz)	EIRP (dBm)	Limit (dBm)	Over Limit (dB)	SPA Reading (dBm)	S.G. Power (dBm)	TX Cable loss (dB)	TX Antenna Gain (dBi)	Polarization (H/V)	Result
5052	-48.43	-25	-23.43	-43.95	-56.78	2.02	10.38	H	Pass
7580	-42.72	-25	-17.72	-45.32	-52.36	2.57	12.21	H	Pass
10100	-47.23	-25	-22.23	-53.29	-57.76	2.60	13.14	H	Pass

Band :	LTE Band 7	**Temperature :**	22~24°C
Test Mode :	20MHz QPSK RB Size 1 Offset 0	**Relative Humidity :**	50~51%
Test Engineer :	Kyle Jhuang	**Polarization :**	Vertical
Remark :	Spurious emissions within 30-10th harmonic were found more than 20dB below limit line.		

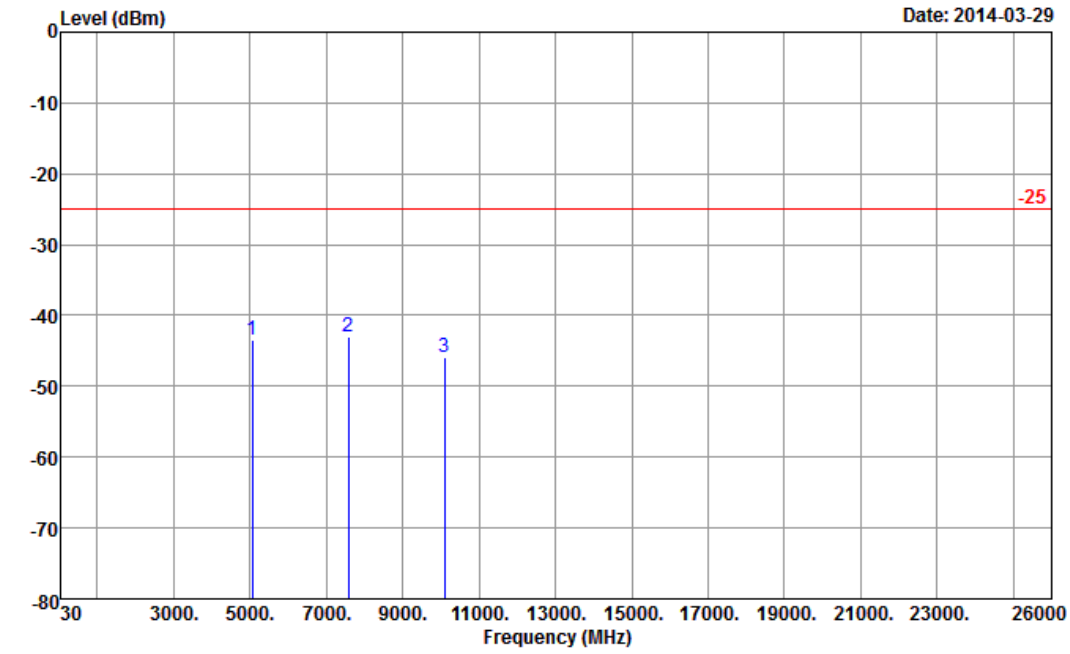

Site : 03CH08-HY
Condition : -25 EIRP_130315 VERTICAL

Frequency (MHz)	EIRP (dBm)	Limit (dBm)	Over Limit (dB)	SPA Reading (dBm)	S.G. Power (dBm)	TX Cable loss (dB)	TX Antenna Gain (dBi)	Polarization (H/V)	Result
5052	-43.52	-25	-18.52	-40.71	-51.87	2.02	10.38	V	Pass
7580	-42.91	-25	-17.91	-46.42	-52.55	2.57	12.21	V	Pass
10100	-45.85	-25	-20.85	-52.4	-56.38	2.60	13.14	V	Pass

<High Channel>

Band :	LTE Band 7	**Temperature :**	22~24°C
Test Mode :	20MHz QPSK RB Size 1 Offset 0	**Relative Humidity :**	50~51%
Test Engineer :	Kyle Jhuang	**Polarization :**	Horizontal
Remark :	Spurious emissions within 30-10th harmonic were found more than 20dB below limit line.		

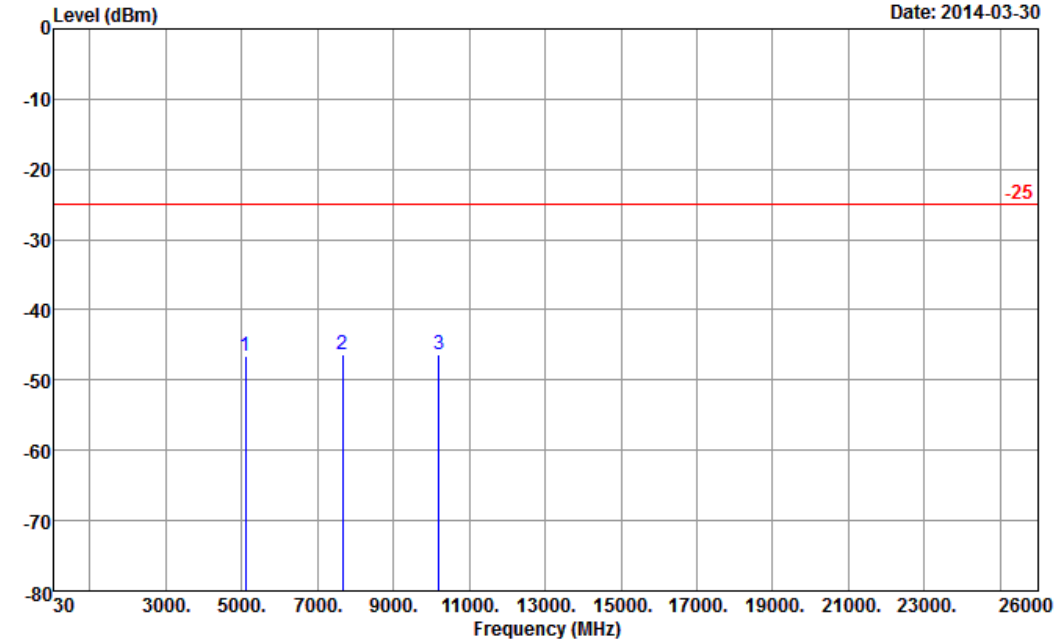

Site : 03CH08-HY
Condition : -25 EIRP_130315 HORIZONTAL

Frequency (MHz)	EIRP (dBm)	Limit (dBm)	Over Limit (dB)	SPA Reading (dBm)	S.G. Power (dBm)	TX Cable loss (dB)	TX Antenna Gain (dBi)	Polarization (H/V)	Result
5104	-46.61	-25	-21.61	-42.84	-55.02	2.08	10.48	H	Pass
7652	-46.34	-25	-21.34	-48.87	-56.03	2.65	12.34	H	Pass
10200	-46.27	-25	-21.27	-52.65	-56.71	2.74	13.18	H	Pass

Band :	LTE Band 7	**Temperature :**	22~24°C
Test Mode :	20MHz QPSK RB Size 1 Offset 0	**Relative Humidity :**	50~51%
Test Engineer :	Kyle Jhuang	**Polarization :**	Vertical
Remark :	Spurious emissions within 30-10th harmonic were found more than 20dB below limit line.		

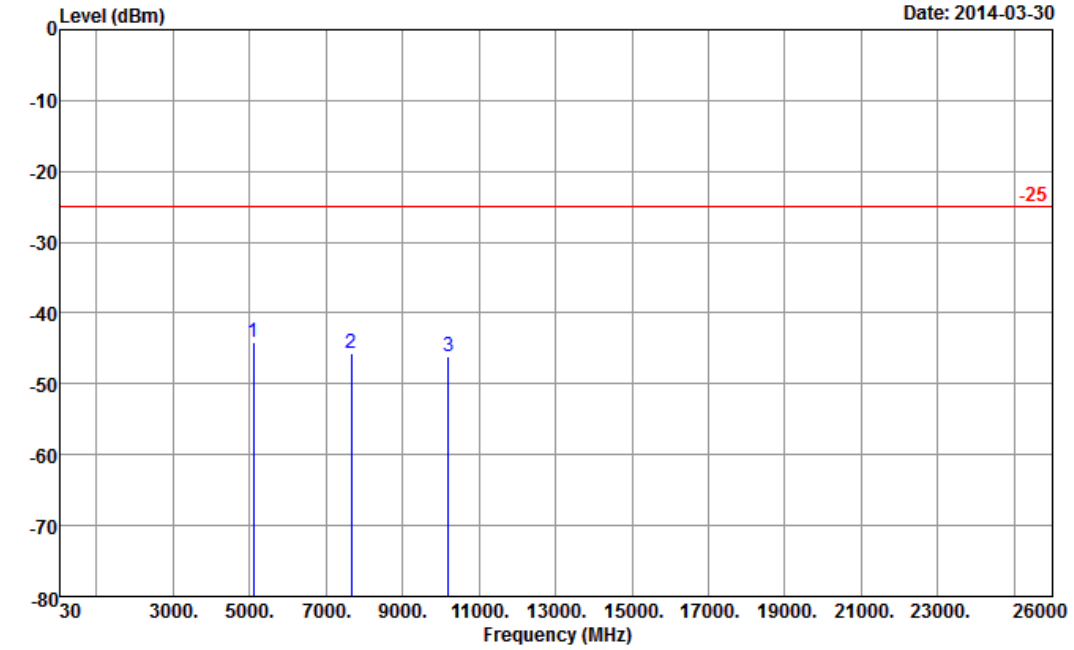

Frequency (MHz)	EIRP (dBm)	Limit (dBm)	Over Limit (dB)	SPA Reading (dBm)	S.G. Power (dBm)	TX Cable loss (dB)	TX Antenna Gain (dBi)	Polarization (H/V)	Result
5104	-44.02	-25	-19.02	-41.61	-52.43	2.08	10.48	V	Pass
7652	-45.59	-25	-20.59	-49.2	-55.28	2.65	12.34	V	Pass
10200	-46.11	-25	-21.11	-52.88	-56.55	2.74	13.18	V	Pass

3.8 Frequency Stability Measurement

3.8.1 Description of Frequency Stability Measurement

The frequency stability shall be measured by variation of ambient temperature and variation of primary supply voltage to ensure that the fundamental emission stays within the authorized frequency block. The frequency stability of the transmitter shall be maintained within ±0.00025% (±2.5ppm) of the center frequency.

3.8.2 Measuring Instruments

The measuring equipment is listed in the section 4 of this test report.

3.8.3 Test Procedures for Temperature Variation

1. The EUT was set up in the thermal chamber and connected with the System Simulator.
2. With power OFF, the temperature was decreased to -30°C and the EUT was stabilized before testing. Power was applied and the maximum change in frequency was recorded within one minute.
3. With power OFF, the temperature was raised in 10°C step up to 50°C. The EUT was stabilized at each step for at least half an hour. Power was applied and the maximum frequency change was recorded within one minute.

3.8.4 Test Procedures for Voltage Variation

1. The EUT was placed in a temperature chamber at 25±5° C and connected with the System Simulator.
2. The power supply voltage to the EUT was varied from 85% to 115% of the nominal value measured at the input to the EUT.
3. The variation in frequency was measured for the worst case.

3.8.5 Test Procedures for Frequency Stability (IC)

1. The EUT was connected to Spectrum Analyzer and System Simulator via power divider.
2. The EUT was operated at the lowest and highest channel
3. Using RBW= 1% OBW and displaying line = -13dBm.
4. The frequency at these points shall be recorded as f_L and f_H respectively.
5. Calculate frequency stability within the 706.5 MHz ~ 713.5 MHz.

3.8.6 Test Setup

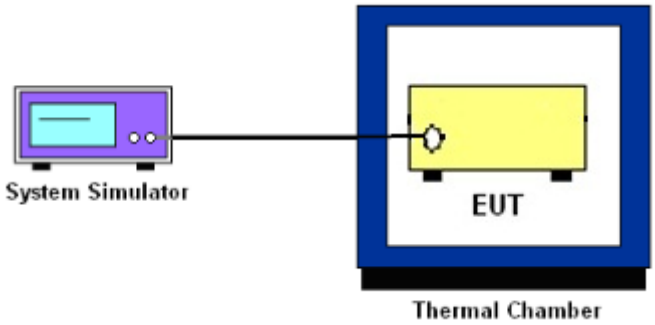

3.8.7 Test Result of Temperature Variation (FCC)

Band :	LTE Band 5 (QPSK)	Limit (ppm) :	2.5

Temperature (°C)	BW 10MHz	Result
	Deviation (ppm)	
50	0.0001	PASS
40	0.0001	
30	0.0003	
20	0.0005	
10	0.0002	
0	0.0002	
-10	0.0001	
-20	0.0005	
-30	0.0001	

Band :	LTE Band 2 (QPSK)	Limit (ppm) :	2.5

Temperature (°C)	BW 10MHz	Result
	Deviation (ppm)	
50	0.0001	PASS
40	0.0002	
30	0.0002	
20	0.0001	
10	0.0001	
0	0.0001	
-10	0.0000	
-20	0.0002	
-30	0.0001	

Band :	LTE Band 25 (QPSK)	Limit (ppm) :	2.5

Temperature (°C)	BW 10MHz	Result
	Deviation (ppm)	
50	0.0001	PASS
40	0.0001	
30	0.0000	
20	0.0001	
10	0.0001	
0	0.0002	
-10	0.0001	
-20	0.0000	
-30	0.0001	

Band :	LTE Band 4 (QPSK)	Limit (ppm) :	2.5

Temperature (°C)	BW 10MHz	Result
	Deviation (ppm)	
50	0.0000	PASS
40	0.0000	
30	0.0001	
20	0.0001	
10	0.0000	
0	0.0001	
-10	0.0000	
-20	0.0001	
-30	0.0001	

Band :	LTE Band 17 (QPSK)	Limit (ppm) :	2.5

Temperature (°C)	BW 10MHz	Result
	Deviation (ppm)	
50	0.0003	PASS
40	0.0005	
30	0.0001	
20	0.0001	
10	0.0002	
0	0.0000	
-10	0.0000	
-20	0.0004	
-30	0.0001	

Band :	LTE Band 7 (QPSK)	Limit (ppm) :	2.5

Temperature (°C)	BW 10MHz	Result
	Deviation (ppm)	
50	0.0034	PASS
40	0.0052	
30	0.0005	
20	0.0026	
10	0.0023	
0	0.0045	
-10	0.0030	
-20	0.0036	
-30	0.0030	

3.8.8 Test Result of Voltage Variation (FCC)

Band	Bandwidth	Voltage (Volt)	Deviation (ppm)	Limit (ppm)	Result
LTE Band 5	10M	4.35	0.0001	2.5	PASS
		Normal	0.0004		
		3.50	0.0002		
LTE Band 2	10M	4.35	0.0000	2.5	PASS
		Normal	0.0003		
		3.50	0.0001		
LTE Band 25	10M	4.35	0.0001	2.5	PASS
		Normal	0.0000		
		3.50	0.0000		
LTE Band 4	10M	4.35	0.0002	2.5	PASS
		Normal	0.0001		
		3.50	0.0002		
LTE Band 17	10M	4.35	0.0003	2.5	PASS
		Normal	0.0004		
		3.50	0.0002		
LTE Band 7	10M	4.35	0.0021	2.5	PASS
		Normal	0.0034		
		3.50	0.0027		

Remark:

1. Normal Voltage = 4.00V.
2. The manufacturer declared that the EUT could work properly between voltage 3.50V ~ 4.35V.

3.8.9 Test Result of Temperature and Voltage Variation (IC)

Band :	LTE Band 17

Condition		Frequency Offset (△f) (Hz)	Note
Temperature	50 ℃	0.21	
	40 ℃	-0.34	
	30 ℃	0.04	
	20 ℃	-0.06	
	10 ℃	-0.11	
	0 ℃	0.01	
	-10 ℃	-0.02	
	-20 ℃	0.25	
	-30 ℃	-0.09	
Voltage	4.35	-0.21	
	Normal	0.29	
	3.50	0.12	

|MAX(△f)| = 0.34Hz

Remark:

1. Normal Voltage = 4.00V.
2. The manufacturer declared that the EUT could work properly between voltage 3.50V ~ 4.35V.

3.8.10 Test Result of Frequency Stability (IC)

Band :	LTE Band 17

Frequency Stability	Frequency (MHz)	Limit Line	Result
f_L – |MAX(△f)|	704.144000	≧ 704 MHz	PASS
f_H + |MAX(△f)|	715.855000	≦ 716 MHz	

4 List of Measuring Equipment

Instrument	Manufacturer	Model No.	Serial No.	Characteristics	Calibration Date	Test Date	Due Date	Remark
LTE Base Station	Anritsu	MT8820C	6201026480	30MHz~2.7GHz SISO	Jan. 07, 2014	Mar. 20, 2014 ~ Apr. 02, 2014	Jan. 06, 2015	Conducted (TH02-HY)
Spectrum Analyzer	Rohde & Schwarz	FSP40	100055	9kHz~40GHz	Jun. 07, 2013	Mar. 20, 2014 ~ Apr. 02, 2014	Jun. 06, 2014	Conducted (TH02-HY)
Thermal Chamber	Ten Billion	TTH-D3SP	TBN-930701	N/A	Jul. 19, 2013	Mar. 20, 2014 ~ Apr. 02, 2014	Jul. 18, 2014	Conducted (TH02-HY)
EMI Test Receiver	Rohde & Schwarz	ESU26	100472	20Hz – 26.5GHz	Jan. 15, 2014	Mar. 20, 2014 ~ May 20, 2014	Jan. 14, 2015	Radiation (03CH08-HY)
Bilog Antenna	Teseq GmbH	CBL6112D	35379	30MHz~2GHz	Oct. 10, 2013	Mar. 20, 2014 ~ May 20, 2014	Oct. 09, 2014	Radiation (03CH08-HY)
Horn Antenna	ESCO	3117	000143261	1GHz~18GHz	Jan. 16, 2014	Mar. 20, 2014 ~ May 20, 2014	Jan. 15, 2015	Radiation (03CH08-HY)
SHF-EHF Horn Antenna	SCHWARZBECK	BBHA 9170	BBHA917025 1	15GHz~40GHz	Oct. 03, 2013	Mar. 20, 2014 ~ May 20, 2014	Oct. 02, 2014	Radiation (03CH08-HY)
Amplifier	SONOMA	310N	187231	9kHz~1GHz	May 15, 2013	Mar. 20, 2014 ~ May 11, 2014	May 14, 2014	Radiation (03CH08-HY)
Amplifier	SONOMA	310N	187231	9kHz~1GHz	May 12, 2014	May 12, 2014 ~ May 20, 2014	May 11, 2015	Radiation (03CH08-HY)
Preamplifier	MITEQ	AMF-7D-001 01800-30-10	1590074	1GHz~18GHz	Jul. 09, 2013	Mar. 20, 2014 ~ May 20, 2014	Jul. 08, 2014	Radiation (03CH08-HY)
Pre Amplifier	Agilent	8449B	3008A02665	1GHz~26.5GHz	Sep. 04, 2013	Mar. 20, 2014 ~ May 20, 2014	Sep. 03, 2014	Radiation (03CH08-HY)
Turn Table	Chaintek	Chaintek 3000	N/A	0~360 Degree	N/A	Mar. 20, 2014 ~ May 20, 2014	N/A	Radiation (03CH08-HY)
Antenna Mast	MF	MFA520BS	N/A	1m~4m	N/A	Mar. 20, 2014 ~ May 20, 2014	N/A	Radiation (03CH08-HY)

5 Uncertainty of Evaluation

Uncertainty of Radiated Emission Measurement (30 MHz ~ 1000 MHz)

Measuring Uncertainty for a Level of Confidence of 95% (U = 2Uc(y))	**4.30**