LTE Band 41 / 15MHz

Highest Channel / QPSK

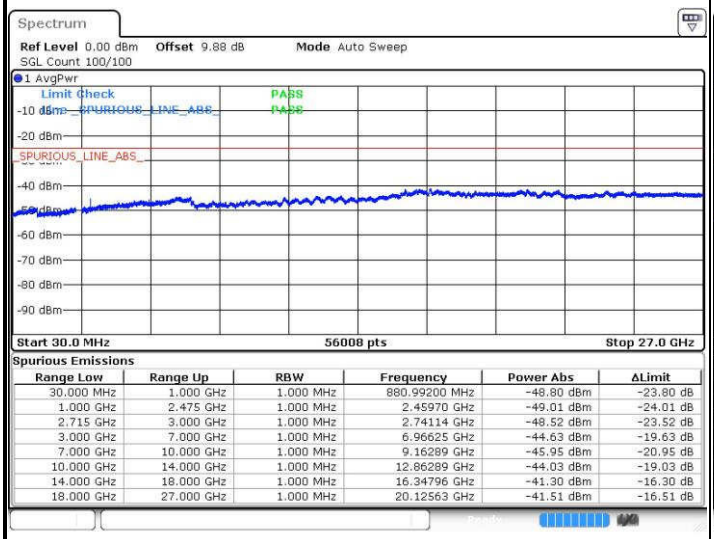

Spurious Emissions

Range Low	Range Up	RBW	Frequency	Power Abs	ΔLimit
30.000 MHz	1.000 GHz	1.000 MHz	880.99200 MHz	-48.80 dBm	-23.80 dB
1.000 GHz	2.475 GHz	1.000 MHz	2.45970 GHz	-49.01 dBm	-24.01 dB
2.715 GHz	3.000 GHz	1.000 MHz	2.74114 GHz	-48.52 dBm	-23.52 dB
3.000 GHz	7.000 GHz	1.000 MHz	6.96625 GHz	-44.63 dBm	-19.63 dB
7.000 GHz	10.000 GHz	1.000 MHz	9.16289 GHz	-45.95 dBm	-20.95 dB
10.000 GHz	14.000 GHz	1.000 MHz	12.86289 GHz	-44.03 dBm	-19.03 dB
14.000 GHz	18.000 GHz	1.000 MHz	16.34796 GHz	-41.30 dBm	-16.30 dB
18.000 GHz	27.000 GHz	1.000 MHz	20.12563 GHz	-41.51 dBm	-16.51 dB

Date: 7.DEC.2016 16:16:59

Highest Channel / 16QAM

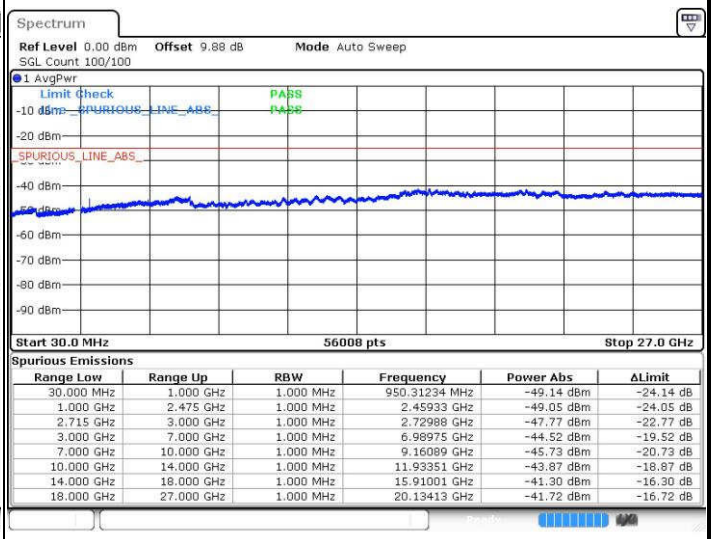

Spurious Emissions

Range Low	Range Up	RBW	Frequency	Power Abs	ΔLimit
30.000 MHz	1.000 GHz	1.000 MHz	950.31234 MHz	-49.14 dBm	-24.14 dB
1.000 GHz	2.475 GHz	1.000 MHz	2.45933 GHz	-49.05 dBm	-24.05 dB
2.715 GHz	3.000 GHz	1.000 MHz	2.72988 GHz	-47.77 dBm	-22.77 dB
3.000 GHz	7.000 GHz	1.000 MHz	6.98975 GHz	-44.52 dBm	-19.52 dB
7.000 GHz	10.000 GHz	1.000 MHz	9.16089 GHz	-45.73 dBm	-20.73 dB
10.000 GHz	14.000 GHz	1.000 MHz	11.93351 GHz	-43.87 dBm	-18.87 dB
14.000 GHz	18.000 GHz	1.000 MHz	15.91001 GHz	-41.30 dBm	-16.30 dB
18.000 GHz	27.000 GHz	1.000 MHz	20.13413 GHz	-41.72 dBm	-16.72 dB

Date: 7.DEC.2016 15:22:43

LTE Band 41 / 20MHz

Lowest Channel / QPSK

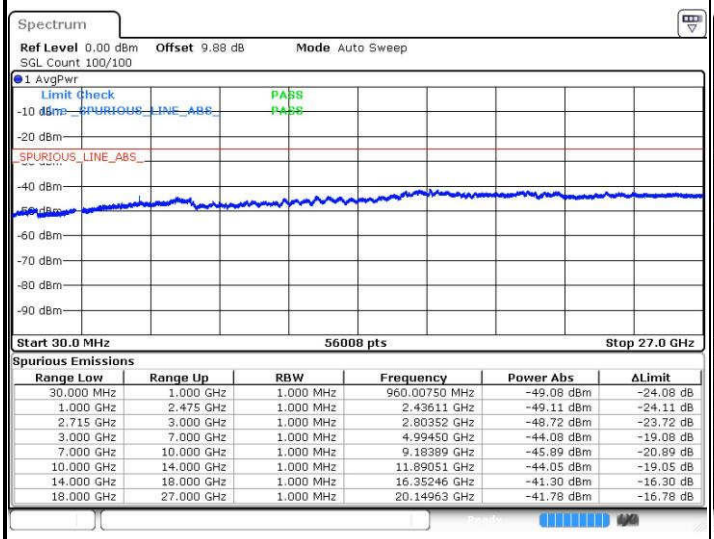

Spurious Emissions

Range Low	Range Up	RBW	Frequency	Power Abs	ΔLimit
30.000 MHz	1.000 GHz	1.000 MHz	960.00750 MHz	-49.08 dBm	-24.08 dB
1.000 GHz	2.475 GHz	1.000 MHz	2.43611 GHz	-49.11 dBm	-24.11 dB
2.715 GHz	3.000 GHz	1.000 MHz	2.80352 GHz	-48.72 dBm	-23.72 dB
3.000 GHz	7.000 GHz	1.000 MHz	4.99450 GHz	-44.08 dBm	-19.08 dB
7.000 GHz	10.000 GHz	1.000 MHz	9.18389 GHz	-45.89 dBm	-20.89 dB
10.000 GHz	14.000 GHz	1.000 MHz	11.89051 GHz	-44.05 dBm	-19.05 dB
14.000 GHz	18.000 GHz	1.000 MHz	16.35246 GHz	-41.30 dBm	-16.30 dB
18.000 GHz	27.000 GHz	1.000 MHz	20.14963 GHz	-41.78 dBm	-16.78 dB

Date: 7.DEC.2016 16:08:13

Lowest Channel / 16QAM

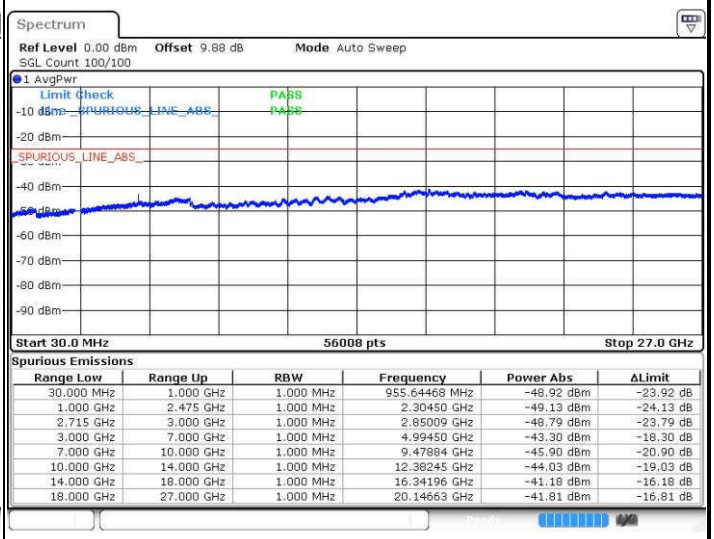

Spurious Emissions

Range Low	Range Up	RBW	Frequency	Power Abs	ΔLimit
30.000 MHz	1.000 GHz	1.000 MHz	955.64468 MHz	-48.92 dBm	-23.92 dB
1.000 GHz	2.475 GHz	1.000 MHz	2.30450 GHz	-49.13 dBm	-24.13 dB
2.715 GHz	3.000 GHz	1.000 MHz	2.85009 GHz	-48.79 dBm	-23.79 dB
3.000 GHz	7.000 GHz	1.000 MHz	4.99450 GHz	-43.30 dBm	-18.30 dB
7.000 GHz	10.000 GHz	1.000 MHz	9.47884 GHz	-45.90 dBm	-20.90 dB
10.000 GHz	14.000 GHz	1.000 MHz	12.38245 GHz	-44.03 dBm	-19.03 dB
14.000 GHz	18.000 GHz	1.000 MHz	16.34196 GHz	-41.18 dBm	-16.18 dB
18.000 GHz	27.000 GHz	1.000 MHz	20.14663 GHz	-41.81 dBm	-16.81 dB

Date: 7.DEC.2016 16:11:12

LTE Band 41 / 20MHz

Middle Channel / QPSK

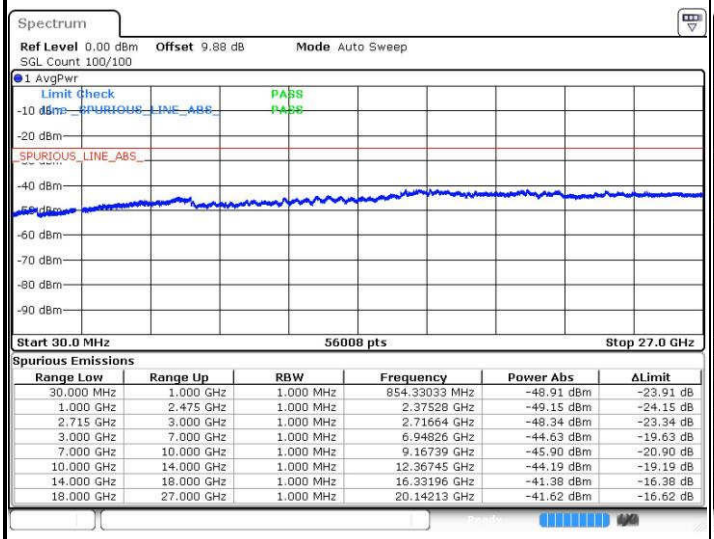

Spurious Emissions

Range Low	Range Up	RBW	Frequency	Power Abs	ΔLimit
30.000 MHz	1.000 GHz	1.000 MHz	854.33033 MHz	-48.91 dBm	-23.91 dB
1.000 GHz	2.475 GHz	1.000 MHz	2.37528 GHz	-49.15 dBm	-24.15 dB
2.715 GHz	3.000 GHz	1.000 MHz	2.71664 GHz	-48.34 dBm	-23.34 dB
3.000 GHz	7.000 GHz	1.000 MHz	6.94826 GHz	-44.63 dBm	-19.63 dB
7.000 GHz	10.000 GHz	1.000 MHz	9.16739 GHz	-45.90 dBm	-20.90 dB
10.000 GHz	14.000 GHz	1.000 MHz	12.36745 GHz	-44.19 dBm	-19.19 dB
14.000 GHz	18.000 GHz	1.000 MHz	16.33196 GHz	-41.38 dBm	-16.38 dB
18.000 GHz	27.000 GHz	1.000 MHz	20.14213 GHz	-41.62 dBm	-16.62 dB

Date: 7.DEC.2016 16:09:02

Middle Channel / 16QAM

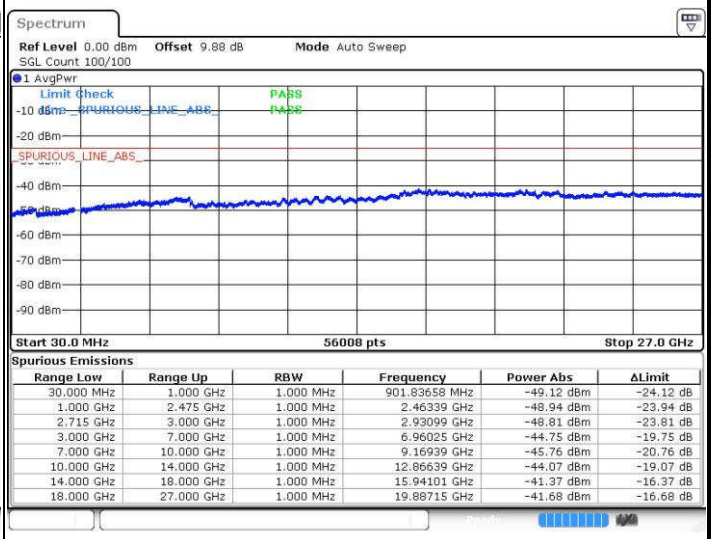

Spurious Emissions

Range Low	Range Up	RBW	Frequency	Power Abs	ΔLimit
30.000 MHz	1.000 GHz	1.000 MHz	901.83658 MHz	-49.12 dBm	-24.12 dB
1.000 GHz	2.475 GHz	1.000 MHz	2.46339 GHz	-48.94 dBm	-23.94 dB
2.715 GHz	3.000 GHz	1.000 MHz	2.93099 GHz	-48.81 dBm	-23.81 dB
3.000 GHz	7.000 GHz	1.000 MHz	6.96025 GHz	-44.75 dBm	-19.75 dB
7.000 GHz	10.000 GHz	1.000 MHz	9.16939 GHz	-45.76 dBm	-20.76 dB
10.000 GHz	14.000 GHz	1.000 MHz	12.86639 GHz	-44.07 dBm	-19.07 dB
14.000 GHz	18.000 GHz	1.000 MHz	15.94101 GHz	-41.37 dBm	-16.37 dB
18.000 GHz	27.000 GHz	1.000 MHz	19.88715 GHz	-41.68 dBm	-16.68 dB

Date: 7.DEC.2016 16:12:03

Highest Channel / QPSK

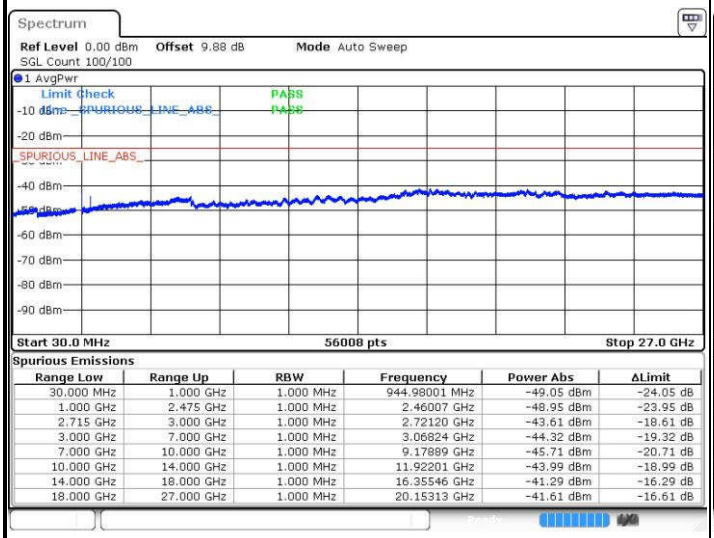

Spurious Emissions

Range Low	Range Up	RBW	Frequency	Power Abs	ΔLimit
30.000 MHz	1.000 GHz	1.000 MHz	944.98001 MHz	-49.05 dBm	-24.05 dB
1.000 GHz	2.475 GHz	1.000 MHz	2.46007 GHz	-48.95 dBm	-23.95 dB
2.715 GHz	3.000 GHz	1.000 MHz	2.72120 GHz	-43.61 dBm	-18.61 dB
3.000 GHz	7.000 GHz	1.000 MHz	3.06824 GHz	-44.32 dBm	-19.32 dB
7.000 GHz	10.000 GHz	1.000 MHz	9.17889 GHz	-45.71 dBm	-20.71 dB
10.000 GHz	14.000 GHz	1.000 MHz	11.92201 GHz	-43.99 dBm	-18.99 dB
14.000 GHz	18.000 GHz	1.000 MHz	16.35546 GHz	-41.29 dBm	-16.29 dB
18.000 GHz	27.000 GHz	1.000 MHz	20.15313 GHz	-41.61 dBm	-16.61 dB

Date: 7.DEC.2016 16:10:14

Highest Channel / 16QAM

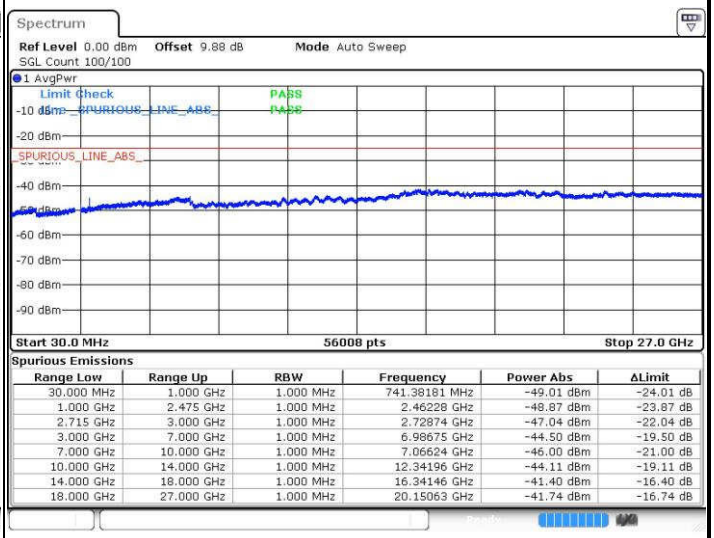

Spurious Emissions

Range Low	Range Up	RBW	Frequency	Power Abs	ΔLimit
30.000 MHz	1.000 GHz	1.000 MHz	741.38181 MHz	-49.01 dBm	-24.01 dB
1.000 GHz	2.475 GHz	1.000 MHz	2.46228 GHz	-48.87 dBm	-23.87 dB
2.715 GHz	3.000 GHz	1.000 MHz	2.72874 GHz	-47.04 dBm	-22.04 dB
3.000 GHz	7.000 GHz	1.000 MHz	6.98675 GHz	-44.50 dBm	-19.50 dB
7.000 GHz	10.000 GHz	1.000 MHz	7.06624 GHz	-46.00 dBm	-21.00 dB
10.000 GHz	14.000 GHz	1.000 MHz	12.34196 GHz	-44.11 dBm	-19.11 dB
14.000 GHz	18.000 GHz	1.000 MHz	16.34146 GHz	-41.40 dBm	-16.40 dB
18.000 GHz	27.000 GHz	1.000 MHz	20.15063 GHz	-41.74 dBm	-16.74 dB

Date: 7.DEC.2016 16:12:52

Frequency Stability

Test Conditions		LTE Band 2 (QPSK) / Middle Channel	Limit
Temperature (°C)	Voltage (Volt)	BW 10MHz	Note 2.
		Deviation (ppm)	Result
50	Normal Voltage	0.0013	PASS
40	Normal Voltage	0.0005	
30	Normal Voltage	0.0014	
20(Ref.)	Normal Voltage	0.0000	
10	Normal Voltage	0.0011	
0	Normal Voltage	0.0009	
-10	Normal Voltage	0.0007	
-20	Normal Voltage	0.0009	
-30	Normal Voltage	0.0002	
20	Maximum Voltage	0.0015	
20	Normal Voltage	0.0009	
20	Battery End Point	0.0006	

Note:

1. Normal Voltage =3.82 V.；Battery End Point (BEP) =3.5 V.；Maximum Voltage =4.35 V.
2. The frequency fundamental emissions stay within the authorized frequency block.

Test Conditions		LTE Band 4 (QPSK)/ Middle Channel	Limit
Temperature (°C)	Voltage (Volt)	BW 10MHz	Note 2.
		Deviation (ppm)	Result
50	Normal Voltage	0.0025	PASS
40	Normal Voltage	0.0019	
30	Normal Voltage	0.0012	
20(Ref.)	Normal Voltage	0.0000	
10	Normal Voltage	0.0018	
0	Normal Voltage	0.0014	
-10	Normal Voltage	0.0020	
-20	Normal Voltage	0.0012	
-30	Normal Voltage	0.0000	
20	Maximum Voltage	0.0009	
20	Normal Voltage	0.0013	
20	Battery End Point	0.0002	

Note:

1. Normal Voltage =3.82 V.；Battery End Point (BEP) =3.5 V.；Maximum Voltage =4.35 V.
2. The frequency fundamental emissions stay within the authorized frequency block.

Test Conditions		LTE Band 5 (QPSK) / Middle Channel	Limit
Temperature (°C)	Voltage (Volt)	BW 10MHz	2.5ppm
		Deviation (ppm)	Result
50	Normal Voltage	0.0001	PASS
40	Normal Voltage	0.0033	
30	Normal Voltage	0.0049	
20(Ref.)	Normal Voltage	0.0000	
10	Normal Voltage	0.0038	
0	Normal Voltage	0.0050	
-10	Normal Voltage	0.0042	
-20	Normal Voltage	0.0001	
-30	Normal Voltage	0.0031	
20	Maximum Voltage	0.0005	
20	Normal Voltage	0.0037	
20	Battery End Point	0.0005	

Note: Normal Voltage =3.82 V.；Battery End Point (BEP) =3.5 V.；Maximum Voltage =4.35 V.

Test Conditions		LTE Band 7 (QPSK) / Middle Channel	Limit
Temperature (°C)	Voltage (Volt)	BW 10MHz	Note 2.
		Deviation (ppm)	Result
50	Normal Voltage	0.0024	PASS
40	Normal Voltage	0.0035	
30	Normal Voltage	0.0014	
20(Ref.)	Normal Voltage	0.0000	
10	Normal Voltage	0.0009	
0	Normal Voltage	0.0002	
-10	Normal Voltage	0.0006	
-20	Normal Voltage	0.0000	
-30	Normal Voltage	0.0002	
20	Maximum Voltage	0.0026	
20	Normal Voltage	0.0029	
20	Battery End Point	0.0001	

Note:

1. Normal Voltage =3.82 V.；Battery End Point (BEP) =3.5 V.；Maximum Voltage =4.35 V.
2. The frequency fundamental emissions stay within the authorized frequency block.

Test Conditions		LTE Band 12 (QPSK) / Middle Channel	Limit
Temperature (°C)	Voltage (Volt)	BW 10MHz	Note 2.
		Deviation (ppm)	Result
50	Normal Voltage	0.0040	PASS
40	Normal Voltage	0.0013	
30	Normal Voltage	0.0025	
20(Ref.)	Normal Voltage	0.0000	
10	Normal Voltage	0.0016	
0	Normal Voltage	0.0030	
-10	Normal Voltage	0.0018	
-20	Normal Voltage	0.0011	
-30	Normal Voltage	0.0004	
20	Maximum Voltage	0.0024	
20	Normal Voltage	0.0014	
20	Battery End Point	0.0017	

Note:

1. Normal Voltage =3.82 V.；Battery End Point (BEP) =3.5 V.；Maximum Voltage =4.35 V.
2. The frequency fundamental emissions stay within the authorized frequency block.

Test Conditions		LTE Band 13 (QPSK) / Middle Channel	Limit
Temperature (°C)	Voltage (Volt)	BW 10MHz	Note 2.
		Deviation (ppm)	Result
50	Normal Voltage	0.0018	PASS
40	Normal Voltage	0.0004	
30	Normal Voltage	0.0023	
20(Ref.)	Normal Voltage	0.0000	
10	Normal Voltage	0.0017	
0	Normal Voltage	0.0008	
-10	Normal Voltage	0.0020	
-20	Normal Voltage	0.0010	
-30	Normal Voltage	0.0005	
20	Maximum Voltage	0.0024	
20	Normal Voltage	0.0006	
20	Battery End Point	0.0028	

Note:

1. Normal Voltage =3.82 V.；Battery End Point (BEP) =3.5 V.；Maximum Voltage =4.35 V.
2. The frequency fundamental emissions stay within the authorized frequency block.

Test Conditions		LTE Band 17 (QPSK) / Middle Channel	Limit
Temperature (°C)	Voltage (Volt)	BW 10MHz	Note 2.
		Deviation (ppm)	Result
50	Normal Voltage	0.0044	PASS
40	Normal Voltage	0.0010	
30	Normal Voltage	0.0018	
20(Ref.)	Normal Voltage	0.0000	
10	Normal Voltage	0.0023	
0	Normal Voltage	0.0031	
-10	Normal Voltage	0.0023	
-20	Normal Voltage	0.0014	
-30	Normal Voltage	0.0041	
20	Maximum Voltage	0.0038	
20	Normal Voltage	0.0013	
20	Battery End Point	0.0030	

Note:

1. Normal Voltage =3.82 V.；Battery End Point (BEP) =3.5 V.；Maximum Voltage =4.35 V.
2. The frequency fundamental emissions stay within the authorized frequency block.

Test Conditions		LTE Band 25 (QPSK)/ Middle Channel	Limit
Temperature (°C)	Voltage (Volt)	BW 10MHz	Note 2.
		Deviation (ppm)	Result
50	Normal Voltage	0.0005	PASS
40	Normal Voltage	0.0002	
30	Normal Voltage	0.0010	
20(Ref.)	Normal Voltage	0.0000	
10	Normal Voltage	0.0002	
0	Normal Voltage	0.0016	
-10	Normal Voltage	0.0004	
-20	Normal Voltage	0.0003	
-30	Normal Voltage	0.0012	
20	Maximum Voltage	0.0004	
20	Normal Voltage	0.0002	
20	Battery End Point	0.0008	

Note:

1. Normal Voltage =3.82V.；Battery End Point (BEP) =3.5 V.；Maximum Voltage =4.35 V.
2. The frequency fundamental emissions stay within the authorized frequency block.

Test Conditions		LTE Band 26 (QPSK) / Middle Channel	Limit
Temperature (°C)	Voltage (Volt)	BW 10MHz	2.5ppm
		Deviation (ppm)	Result
50	Normal Voltage	0.0029	PASS
40	Normal Voltage	0.0011	
30	Normal Voltage	0.0009	
20(Ref.)	Normal Voltage	0.0000	
10	Normal Voltage	0.0005	
0	Normal Voltage	0.0006	
-10	Normal Voltage	0.0019	
-20	Normal Voltage	0.0007	
-30	Normal Voltage	0.0011	
20	Maximum Voltage	0.0023	
20	Normal Voltage	0.0012	
20	Battery End Point	0.0005	

Note: Normal Voltage =3.82 V.；Battery End Point (BEP) =3.5 V.；Maximum Voltage =4.35 V.

Test Conditions		LTE Band 38 (QPSK) / Middle Channel	Limit
Temperature (°C)	Voltage (Volt)	BW 10MHz	Note 2.
		Deviation (ppm)	Result
50	Normal Voltage	0.0018	PASS
40	Normal Voltage	0.0015	
30	Normal Voltage	0.0001	
20(Ref.)	Normal Voltage	0.0000	
10	Normal Voltage	0.0011	
0	Normal Voltage	0.0014	
-10	Normal Voltage	0.0005	
-20	Normal Voltage	0.0017	
-30	Normal Voltage	0.0011	
20	Maximum Voltage	0.0018	
20	Normal Voltage	0.0009	
20	Battery End Point	0.0006	

Note:

1. Normal Voltage =3.82 V.；Battery End Point (BEP) =3.5 V.；Maximum Voltage =4.35 V.
2. The frequency fundamental emissions stay within the authorized frequency block.

Test Conditions		LTE Band 41 (QPSK) / Middle Channel	Limit
Temperature (°C)	Voltage (Volt)	BW 10MHz	Note 2.
		Deviation (ppm)	Result
50	Normal Voltage	0.0013	PASS
40	Normal Voltage	0.0007	
30	Normal Voltage	0.0004	
20(Ref.)	Normal Voltage	0.0000	
10	Normal Voltage	0.0011	
0	Normal Voltage	0.0005	
-10	Normal Voltage	0.0007	
-20	Normal Voltage	0.0009	
-30	Normal Voltage	0.0003	
20	Maximum Voltage	0.0014	
20	Normal Voltage	0.0010	
20	Battery End Point	0.0003	

Note:

1. Normal Voltage =3.82 V.；Battery End Point (BEP) =3.5V.；Maximum Voltage =4.35V.
2. The frequency fundamental emissions stay within the authorized frequency block.

Appendix B. Test Results of Radiated Test

Radiated Spurious Emission

LTE Band 2 / 1.4MHz / QPSK / RB Size 1 Offset 0									
Channel	Frequency (MHz)	EIRP (dBm)	Limit (dBm)	Over Limit (dB)	SPA Reading (dBm)	S.G. Power (dBm)	TX Cable loss (dB)	TX Antenna Gain (dBi)	Polarization (H/V)
Lowest	3702	-57.36	-13	-44.36	-71.60	-59.07	5.08	6.80	H
	5550	-49.89	-13	-36.89	-66.69	-51.56	8.03	9.70	H
	7398	-51.49	-13	-38.49	-72.79	-53.87	9.43	11.81	H
	3702	-58.89	-13	-45.89	-71.32	-60.60	5.08	6.80	V
	5550	-41.55	-13	-28.55	-58.7	-43.22	8.03	9.70	V
	7398	-51.55	-13	-38.55	-72.69	-53.93	9.43	11.81	V
Middle	3756	-57.04	-13	-44.04	-71.28	-58.75	5.08	6.80	H
	5640	-51.50	-13	-38.50	-68.30	-53.17	8.03	9.70	H
	7518	-50.71	-13	-37.71	-72.01	-53.09	9.43	11.81	H
	3756	-59.38	-13	-46.38	-71.81	-61.09	5.08	6.80	V
	5640	-42.96	-13	-29.96	-60.05	-44.63	8.03	9.70	V
	7518	-51.23	-13	-38.23	-72.37	-53.61	9.43	11.81	V
Highest	3816	-55.20	-13	-42.20	-69.44	-56.91	5.08	6.80	H
	5726	-53.82	-13	-40.82	-70.62	-55.49	8.03	9.70	H
	7635	-50.57	-13	-37.57	-71.87	-52.95	9.43	11.81	H
	3817	-58.09	-13	-45.09	-70.52	-59.80	5.08	6.80	V
	5724	-50.63	-13	-37.63	-67.72	-52.30	8.03	9.70	V
	7632	-50.85	-13	-37.85	-71.99	-53.23	9.43	11.81	V

Remark: Spurious emissions within 30-1000MHz were found more than 20dB below limit line.

LTE Band 2 / 3MHz / QPSK / RB Size 1 Offset 0									
Channel	Frequency (MHz)	EIRP (dBm)	Limit (dBm)	Over Limit (dB)	SPA Reading (dBm)	S.G. Power (dBm)	TX Cable loss (dB)	TX Antenna Gain (dBi)	Polarization (H/V)
Lowest	3702	-56.92	-13	-43.92	-71.16	-58.63	5.08	6.80	H
	5550	-50.63	-13	-37.63	-67.43	-52.30	8.03	9.70	H
	7398	-51.27	-13	-38.27	-72.57	-53.65	9.43	11.81	H
	3702	-58.85	-13	-45.85	-71.28	-60.56	5.08	6.80	V
	5550	-39.89	-13	-26.89	-57.68	-41.56	8.03	9.70	V
	7398	-51.29	-13	-38.29	-72.43	-53.67	9.43	11.81	V
Middle	3756	-57.11	-13	-44.11	-71.35	-58.82	5.08	6.80	H
	5634	-52.27	-13	-39.27	-69.07	-53.94	8.03	9.70	H
	7512	-50.65	-13	-37.65	-71.95	-53.03	9.43	11.81	H
	3756	-58.55	-13	-45.55	-70.98	-60.26	5.08	6.80	V
	5634	-44.19	-13	-31.19	-61.28	-45.86	8.03	9.70	V
	7512	-50.61	-13	-37.61	-71.75	-52.99	9.43	11.81	V
Highest	3816	-55.18	-13	-42.18	-69.42	-56.89	5.08	6.80	H
	5722	-53.99	-13	-40.99	-70.79	-55.66	8.03	9.70	H
	7629	-51.16	-13	-38.16	-72.46	-53.54	9.43	11.81	H
	3814	-58.25	-13	-45.25	-70.68	-59.96	5.08	6.80	V
	5724	-49.85	-13	-36.85	-66.94	-51.52	8.03	9.70	V
	7632	-51.08	-13	-38.08	-72.22	-53.46	9.43	11.81	V

Remark: Spurious emissions within 30-1000MHz were found more than 20dB below limit line.

LTE Band 2 / 5MHz / QPSK / RB Size 1 Offset 0									
Channel	Frequency (MHz)	EIRP (dBm)	Limit (dBm)	Over Limit (dB)	SPA Reading (dBm)	S.G. Power (dBm)	TX Cable loss (dB)	TX Antenna Gain (dBi)	Polarization (H/V)
Lowest	3702	-57.35	-13	-44.35	-71.59	-59.06	5.08	6.80	H
	5550	-51.46	-13	-38.46	-68.26	-53.13	8.03	9.70	H
	7404	-51.18	-13	-38.18	-72.48	-53.56	9.43	11.81	H
	3702	-59.07	-13	-46.07	-71.5	-60.78	5.08	6.80	V
	5550	-43.49	-13	-30.49	-60.58	-45.16	8.03	9.70	V
	7404	-51.80	-13	-38.80	-72.94	-54.18	9.43	11.81	V
Middle	3756	-57.54	-13	-44.54	-71.78	-59.25	5.08	6.80	H
	5634	-50.22	-13	-37.22	-67.02	-51.89	8.03	9.70	H
	7512	-51.21	-13	-38.21	-72.51	-53.59	9.43	11.81	H
	3756	-59.16	-13	-46.16	-71.59	-60.87	5.08	6.80	V
	5634	-44.20	-13	-31.20	-61.29	-45.87	8.03	9.70	V
	7512	-51.38	-13	-38.38	-72.52	-53.76	9.43	11.81	V
Highest	3810	-55.86	-13	-42.86	-70.10	-57.57	5.08	6.80	H
	5716	-54.67	-13	-41.67	-71.47	-56.34	8.03	9.70	H
	7621	-50.78	-13	-37.78	-72.08	-53.16	9.43	11.81	H
	3810	-57.56	-13	-44.56	-69.99	-59.27	5.08	6.80	V
	5718	-48.04	-13	-35.04	-65.13	-49.71	8.03	9.70	V
	7620	-51.03	-13	-38.03	-72.17	-53.41	9.43	11.81	V

Remark: Spurious emissions within 30-1000MHz were found more than 20dB below limit line.

LTE Band 2 / 10MHz / QPSK / RB Size 1 Offset 0									
Channel	Frequency (MHz)	EIRP (dBm)	Limit (dBm)	Over Limit (dB)	SPA Reading (dBm)	S.G. Power (dBm)	TX Cable loss (dB)	TX Antenna Gain (dBi)	Polarization (H/V)
Lowest	3702	-56.12	-13	-43.12	-70.36	-57.83	5.08	6.80	H
	5550	-51.44	-13	-38.44	-68.24	-53.11	8.03	9.70	H
	7404	-51.13	-13	-38.13	-72.43	-53.51	9.43	11.81	H
	3702	-58.90	-13	-45.90	-71.33	-60.61	5.08	6.80	V
	5550	-44.10	-13	-31.10	-61.19	-45.77	8.03	9.70	V
	7404	-51.12	-13	-38.12	-72.26	-53.50	9.43	11.81	V
Middle	3750	-62.27	-13	-49.27	-76.51	-63.98	5.08	6.80	H
	5628	-57.35	-13	-44.35	-74.15	-59.02	8.03	9.70	H
	7500	-56.08	-13	-43.08	-77.38	-58.46	9.43	11.81	H
	3750	-64.39	-13	-51.39	-76.82	-66.10	5.08	6.80	V
	5628	-49.93	-13	-36.93	-67.02	-51.60	8.03	9.70	V
	7500	-55.88	-13	-42.88	-77.02	-58.26	9.43	11.81	V
Highest	3804	-54.69	-13	-41.69	-68.93	-56.40	5.08	6.80	H
	5701	-54.26	-13	-41.26	-71.06	-55.93	8.03	9.70	H
	7602	-50.31	-13	-37.31	-71.61	-52.69	9.43	11.81	H
	3801	-56.04	-13	-43.04	-68.47	-57.75	5.08	6.80	V
	5700	-49.41	-13	-36.41	-66.5	-51.08	8.03	9.70	V
	7602	-49.88	-13	-36.88	-71.02	-52.26	9.43	11.81	V

Remark: Spurious emissions within 30-1000MHz were found more than 20dB below limit line.

LTE Band 2 / 15MHz / QPSK / RB Size 1 Offset 0									
Channel	Frequency (MHz)	EIRP (dBm)	Limit (dBm)	Over Limit (dB)	SPA Reading (dBm)	S.G. Power (dBm)	TX Cable loss (dB)	TX Antenna Gain (dBi)	Polarization (H/V)
Lowest	3702	-56.64	-13	-43.64	-70.88	-58.35	5.08	6.80	H
	5550	-50.75	-13	-37.75	-67.55	-52.42	8.03	9.70	H
	7403	-50.77	-13	-37.77	-72.07	-53.15	9.43	11.81	H
	3701	-58.92	-13	-45.92	-71.35	-60.63	5.08	6.80	V
	5550	-43.64	-13	-30.64	-60.73	-45.31	8.03	9.70	V
	7403	-51.88	-13	-38.88	-73.02	-54.26	9.43	11.81	V
Middle	3744	-56.85	-13	-43.85	-71.09	-58.56	5.08	6.80	H
	5622	-50.48	-13	-37.48	-67.28	-52.15	8.03	9.70	H
	7494	-51.19	-13	-38.19	-72.49	-53.57	9.43	11.81	H
	3744	-58.59	-13	-45.59	-71.02	-60.30	5.08	6.80	V
	5622	-42.37	-13	-29.37	-59.46	-44.04	8.03	9.70	V
	7494	-50.98	-13	-37.98	-72.12	-53.36	9.43	11.81	V
Highest	3792	-56.18	-13	-43.18	-70.42	-57.89	5.08	6.80	H
	5687.79	-55.46	-13	-42.46	-72.26	-57.13	8.03	9.70	H
	7583.72	-50.74	-13	-37.74	-72.04	-53.12	9.43	11.81	H
	3791.86	-57.49	-13	-44.49	-69.92	-59.20	5.08	6.80	V
	5688	-47.45	-13	-34.45	-64.54	-49.12	8.03	9.70	V
	7584	-50.93	-13	-37.93	-72.07	-53.31	9.43	11.81	V

Remark: Spurious emissions within 30-1000MHz were found more than 20dB below limit line.

LTE Band 2 / 20MHz / QPSK / RB Size 1 Offset 0									
Channel	Frequency (MHz)	EIRP (dBm)	Limit (dBm)	Over Limit (dB)	SPA Reading (dBm)	S.G. Power (dBm)	TX Cable loss (dB)	TX Antenna Gain (dBi)	Polarization (H/V)
Lowest	3702	-56.69	-13	-43.69	-70.93	-58.40	5.08	6.80	H
	5556	-49.53	-13	-36.53	-66.33	-51.20	8.03	9.70	H
	7404	-50.78	-13	-37.78	-72.08	-53.16	9.43	11.81	H
	3702	-58.94	-13	-45.94	-71.37	-60.65	5.08	6.80	V
	5556	-43.60	-13	-30.60	-60.69	-45.27	8.03	9.70	V
	7404	-51.32	-13	-38.32	-72.46	-53.70	9.43	11.81	V
Middle	3744	-57.03	-13	-44.03	-71.27	-58.74	5.08	6.80	H
	5616	-49.10	-13	-36.10	-65.90	-50.77	8.03	9.70	H
	7482	-50.91	-13	-37.91	-72.21	-53.29	9.43	11.81	H
	3744	-58.03	-13	-45.03	-70.46	-59.74	5.08	6.80	V
	5616	-42.56	-13	-29.56	-59.65	-44.23	8.03	9.70	V
	7482	-51.72	-13	-38.72	-72.86	-54.10	9.43	11.81	V
Highest	3780	-56.24	-13	-43.24	-70.48	-57.95	5.08	6.80	H
	5676	-55.15	-13	-42.15	-71.95	-56.82	8.03	9.70	H
	7564	-51.11	-13	-38.11	-72.41	-53.49	9.43	11.81	H
	3782	-57.22	-13	-44.22	-69.65	-58.93	5.08	6.80	V
	5676	-49.80	-13	-36.80	-66.89	-51.47	8.03	9.70	V
	7566	-50.74	-13	-37.74	-71.88	-53.12	9.43	11.81	V

Remark: Spurious emissions within 30-1000MHz were found more than 20dB below limit line.

LTE Band 4 / 1.4MHz / QPSK / RB Size 1 Offset 0									
Channel	Frequency (MHz)	EIRP (dBm)	Limit (dBm)	Over Limit (dB)	SPA Reading (dBm)	S.G. Power (dBm)	TX Cable loss (dB)	TX Antenna Gain (dBi)	Polarization (H/V)
Lowest	3420	-63.05	-13	-50.05	-74.53	-67.93	1.81	6.69	H
	5130	-59.26	-13	-46.26	-69.96	-66.21	2.19	9.14	H
	6841	-58.39	-13	-45.39	-70.73	-66.47	2.6	10.68	H
	3420	-62.06	-13	-49.06	-73.81	-66.94	1.81	6.69	V
	5130	-60.41	-13	-47.41	-69.91	-67.36	2.19	9.14	V
	6841	-58.81	-13	-45.81	-71.32	-66.89	2.6	10.68	V
Middle	3464	-62.83	-13	-49.83	-74.31	-67.71	1.81	6.69	H
	5196	-60.38	-13	-47.38	-71.08	-67.33	2.19	9.14	H
	6928	-57.82	-13	-44.82	-70.16	-65.90	2.6	10.68	H
	3464	-62.22	-13	-49.22	-73.97	-67.10	1.81	6.69	V
	5196	-61.26	-13	-48.26	-70.76	-68.21	2.19	9.14	V
	6928	-58.02	-13	-45.02	-70.53	-66.10	2.6	10.68	V
Highest	3507	-63.54	-13	-50.54	-75.02	-68.42	1.81	6.69	H
	5261	-59.95	-13	-46.95	-70.65	-66.90	2.19	9.14	H
	7015	-57.27	-13	-44.27	-69.61	-65.35	2.6	10.68	H
	3507	-62.46	-13	-49.46	-74.21	-67.34	1.81	6.69	V
	5261	-61.05	-13	-48.05	-70.55	-68.00	2.19	9.14	V
	7015	-56.49	-13	-43.49	-69	-64.57	2.6	10.68	V

Remark: Spurious emissions within 30-1000MHz were found more than 20dB below limit line.

LTE Band 4 / 3MHz / QPSK / RB Size 1 Offset 0									
Channel	Frequency (MHz)	EIRP (dBm)	Limit (dBm)	Over Limit (dB)	SPA Reading (dBm)	S.G. Power (dBm)	TX Cable loss (dB)	TX Antenna Gain (dBi)	Polarization (H/V)
Lowest	3420	-62.55	-13	-49.55	-74.03	-67.43	1.81	6.69	H
	5130	-59.17	-13	-46.17	-69.87	-66.12	2.19	9.14	H
	6840	-58.03	-13	-45.03	-70.37	-66.11	2.6	10.68	H
	3420	-62.67	-13	-49.67	-74.42	-67.55	1.81	6.69	V
	5130	-60.75	-13	-47.75	-70.25	-67.70	2.19	9.14	V
	6840	-58.01	-13	-45.01	-70.52	-66.09	2.6	10.68	V
Middle	3462	-63.65	-13	-50.65	-75.13	-68.53	1.81	6.69	H
	5193	-59.19	-13	-46.19	-69.89	-66.14	2.19	9.14	H
	6924	-57.73	-13	-44.73	-70.07	-65.81	2.6	10.68	H
	3462	-63.14	-13	-50.14	-74.89	-68.02	1.81	6.69	V
	5193	-61.24	-13	-48.24	-70.74	-68.19	2.19	9.14	V
	6924	-57.75	-13	-44.75	-70.26	-65.83	2.6	10.68	V
Highest	3504	-62.64	-13	-49.64	-74.12	-67.52	1.81	6.69	H
	5256	-59.44	-13	-46.44	-70.14	-66.39	2.19	9.14	H
	7008	-56.58	-13	-43.58	-68.92	-64.66	2.6	10.68	H
	3504	-62.79	-13	-49.79	-74.54	-67.67	1.81	6.69	V
	5256	-60.46	-13	-47.46	-69.96	-67.41	2.19	9.14	V
	7008	-56.84	-13	-43.84	-69.35	-64.92	2.6	10.68	V

Remark: Spurious emissions within 30-1000MHz were found more than 20dB below limit line.

LTE Band 4 / 5MHz / QPSK / RB Size 1 Offset 0									
Channel	Frequency (MHz)	EIRP (dBm)	Limit (dBm)	Over Limit (dB)	SPA Reading (dBm)	S.G. Power (dBm)	TX Cable loss (dB)	TX Antenna Gain (dBi)	Polarization (H/V)
Lowest	3420	-62.90	-13	-49.90	-74.38	-67.78	1.81	6.69	H
	5131	-58.80	-13	-45.80	-69.50	-65.75	2.19	9.14	H
	6841	-57.99	-13	-44.99	-70.33	-66.07	2.6	10.68	H
	3420	-62.69	-13	-49.69	-74.44	-67.57	1.81	6.69	V
	5131	-60.09	-13	-47.09	-69.59	-67.04	2.19	9.14	V
	6841	-57.86	-13	-44.86	-70.37	-65.94	2.6	10.68	V
Middle	3460	-62.42	-13	-49.42	-73.90	-67.30	1.81	6.69	H
	5191	-59.91	-13	-46.91	-70.61	-66.86	2.19	9.14	H
	6921	-58.10	-13	-45.10	-70.44	-66.18	2.6	10.68	H
	3460	-63.32	-13	-50.32	-75.07	-68.20	1.81	6.69	V
	5191	-61.29	-13	-48.29	-70.79	-68.24	2.19	9.14	V
	6921	-58.26	-13	-45.26	-70.77	-66.34	2.6	10.68	V
Highest	3500	-63.12	-13	-50.12	-74.60	-68.00	1.81	6.69	H
	5251	-59.49	-13	-46.49	-70.19	-66.44	2.19	9.14	H
	7001	-56.88	-13	-43.88	-69.22	-64.96	2.6	10.68	H
	3500	-62.87	-13	-49.87	-74.62	-67.75	1.81	6.69	V
	5251	-61.35	-13	-48.35	-70.85	-68.30	2.19	9.14	V
	7001	-57.27	-13	-44.27	-69.78	-65.35	2.6	10.68	V

Remark: Spurious emissions within 30-1000MHz were found more than 20dB below limit line.

LTE Band 4 / 10MHz / QPSK / RB Size 1 Offset 0									
Channel	Frequency (MHz)	EIRP (dBm)	Limit (dBm)	Over Limit (dB)	SPA Reading (dBm)	S.G. Power (dBm)	TX Cable loss (dB)	TX Antenna Gain (dBi)	Polarization (H/V)
Lowest	3421	-63.14	-13	-50.14	-74.62	-68.02	1.81	6.69	H
	5131	-59.31	-13	-46.31	-70.01	-66.26	2.19	9.14	H
	6842	-58.13	-13	-45.13	-70.47	-66.21	2.6	10.68	H
	3421	-62.33	-13	-49.33	-74.08	-67.21	1.81	6.69	V
	5131	-60.38	-13	-47.38	-69.88	-67.33	2.19	9.14	V
	6842	-57.92	-13	-44.92	-70.43	-66.00	2.6	10.68	V
Middle	3456	-62.89	-13	-49.89	-74.37	-67.77	1.81	6.69	H
	5184	-59.96	-13	-46.96	-70.66	-66.91	2.19	9.14	H
	6912	-58.76	-13	-45.76	-71.10	-66.84	2.6	10.68	H
	3456	-62.95	-13	-49.95	-74.7	-67.83	1.81	6.69	V
	5184	-61.43	-13	-48.43	-70.93	-68.38	2.19	9.14	V
	6912	-57.98	-13	-44.98	-70.49	-66.06	2.6	10.68	V
Highest	3492	-63.89	-13	-50.89	-75.37	-68.77	1.81	6.69	H
	5236	-59.71	-13	-46.71	-70.41	-66.66	2.19	9.14	H
	6982	-57.37	-13	-44.37	-69.71	-65.45	2.6	10.68	H
	3492	-62.99	-13	-49.99	-74.74	-67.87	1.81	6.69	V
	5236	-60.74	-13	-47.74	-70.24	-67.69	2.19	9.14	V
	6982	-57.24	-13	-44.24	-69.75	-65.32	2.6	10.68	V

Remark: Spurious emissions within 30-1000MHz were found more than 20dB below limit line.

LTE Band 4 / 15MHz / QPSK / RB Size 1 Offset 0									
Channel	Frequency (MHz)	EIRP (dBm)	Limit (dBm)	Over Limit (dB)	SPA Reading (dBm)	S.G. Power (dBm)	TX Cable loss (dB)	TX Antenna Gain (dBi)	Polarization (H/V)
Lowest	3421	-63.08	-13	-50.08	-74.56	-67.96	1.81	6.69	H
	5132	-58.72	-13	-45.72	-69.42	-65.67	2.19	9.14	H
	6843	-58.25	-13	-45.25	-70.59	-66.33	2.6	10.68	H
	3421	-62.72	-13	-49.72	-74.47	-67.60	1.81	6.69	V
	5132	-60.10	-13	-47.10	-69.6	-67.05	2.19	9.14	V
	6843	-57.71	-13	-44.71	-70.22	-65.79	2.6	10.68	V
Middle	3451	-62.73	-13	-49.73	-74.21	-67.61	1.81	6.69	H
	5177	-59.30	-13	-46.30	-70.00	-66.25	2.19	9.14	H
	6903	-57.83	-13	-44.83	-70.17	-65.91	2.6	10.68	H
	3451	-62.27	-13	-49.27	-74.02	-67.15	1.81	6.69	V
	5177	-60.87	-13	-47.87	-70.37	-67.82	2.19	9.14	V
	6903	-58.38	-13	-45.38	-70.89	-66.46	2.6	10.68	V
Highest	3480	-63.37	-13	-50.37	-74.85	-68.25	1.81	6.69	H
	5222	-59.21	-13	-46.21	-69.91	-66.16	2.19	9.14	H
	6963	-58.22	-13	-45.22	-70.56	-66.30	2.6	10.68	H
	3480	-62.02	-13	-49.02	-73.77	-66.90	1.81	6.69	V
	5222	-60.59	-13	-47.59	-70.09	-67.54	2.19	9.14	V
	6963	-58.07	-13	-45.07	-70.58	-66.15	2.6	10.68	V

Remark: Spurious emissions within 30-1000MHz were found more than 20dB below limit line.

LTE Band 4 / 20MHz / QPSK / RB Size 1 Offset 0									
Channel	Frequency (MHz)	EIRP (dBm)	Limit (dBm)	Over Limit (dB)	SPA Reading (dBm)	S.G. Power (dBm)	TX Cable loss (dB)	TX Antenna Gain (dBi)	Polarization (H/V)
Lowest	3422	-62.92	-13	-49.92	-74.40	-67.80	1.81	6.69	H
	5133	-59.58	-13	-46.58	-70.28	-66.53	2.19	9.14	H
	6844	-58.05	-13	-45.05	-70.39	-66.13	2.6	10.68	H
	3422	-62.70	-13	-49.70	-74.45	-67.58	1.81	6.69	V
	5133	-60.73	-13	-47.73	-70.23	-67.68	2.19	9.14	V
	6844	-58.32	-13	-45.32	-70.83	-66.40	2.6	10.68	V
Middle	3447	-63.26	-13	-50.26	-74.74	-68.14	1.81	6.69	H
	5170	-59.48	-13	-46.48	-70.18	-66.43	2.19	9.14	H
	6894	-57.99	-13	-44.99	-70.33	-66.07	2.6	10.68	H
	3447	-63.07	-13	-50.07	-74.82	-67.95	1.81	6.69	V
	5170	-60.92	-13	-47.92	-70.42	-67.87	2.19	9.14	V
	6894	-57.71	-13	-44.71	-70.22	-65.79	2.6	10.68	V
Highest	3472	-63.57	-13	-50.57	-75.05	-68.45	1.81	6.69	H
	5208	-59.95	-13	-46.95	-70.65	-66.90	2.19	9.14	H
	6944	-58.27	-13	-45.27	-70.61	-66.35	2.6	10.68	H
	3472	-61.86	-13	-48.86	-73.61	-66.74	1.81	6.69	V
	5208	-60.25	-13	-47.25	-69.75	-67.20	2.19	9.14	V
	6944	-56.99	-13	-43.99	-69.5	-65.07	2.6	10.68	V

Remark: Spurious emissions within 30-1000MHz were found more than 20dB below limit line.

LTE Band 5 / 1.4MHz / QPSK / RB Size 1 Offset 0									
Channel	Frequency (MHz)	ERP (dBm)	Limit (dBm)	Over Limit (dB)	SPA Reading (dBm)	S.G. Power (dBm)	TX Cable loss (dB)	TX Antenna Gain (dBi)	Polarization (H/V)
Lowest	1648	-60.63	-13	-47.63	-63.23	-62.95	1.33	5.80	H
	2472	-44.07	-13	-31.07	-55.83	-47.24	1.58	6.90	H
	3300	-67.70	-13	-54.70	-76.91	-71.20	1.85	7.50	H
	1648	-64.42	-13	-51.42	-66.29	-66.74	1.33	5.80	V
	2472	-47.88	-13	-34.88	-58.13	-51.05	1.58	6.90	V
	3300	-67.94	-13	-54.94	-76.96	-71.44	1.85	7.50	V
Middle	1672	-67.65	-13	-54.65	-70.25	-69.97	1.33	5.80	H
	2508	-44.44	-13	-31.44	-56.11	-47.61	1.58	6.90	H
	3342	-68.06	-13	-55.06	-77.27	-71.56	1.85	7.50	H
	1672	-68.39	-13	-55.39	-70.26	-70.71	1.33	5.80	V
	2508	-47.47	-13	-34.47	-57.78	-50.64	1.58	6.90	V
	3342	-68.42	-13	-55.42	-77.44	-71.92	1.85	7.50	V
Highest	1696	-67.28	-13	-54.28	-69.88	-69.60	1.33	5.80	H
	2542	-49.43	-13	-36.43	-59.66	-52.60	1.58	6.90	H
	3390	-67.89	-13	-54.89	-77.10	-71.39	1.85	7.50	H
	1696	-68.48	-13	-55.48	-70.35	-70.80	1.33	5.80	V
	2544	-51.46	-13	-38.46	-60.43	-54.63	1.58	6.90	V
	3390	-68.70	-13	-55.70	-77.72	-72.20	1.85	7.50	V

Remark: Spurious emissions within 30-1000MHz were found more than 20dB below limit line.

LTE Band 5 / 3MHz / QPSK / RB Size 1 Offset 0									
Channel	Frequency (MHz)	ERP (dBm)	Limit (dBm)	Over Limit (dB)	SPA Reading (dBm)	S.G. Power (dBm)	TX Cable loss (dB)	TX Antenna Gain (dBi)	Polarization (H/V)
Lowest	1648	-61.12	-13	-48.12	-63.72	-63.44	1.33	5.80	H
	2472	-43.80	-13	-30.80	-55.59	-46.97	1.58	6.90	H
	3300	-67.81	-13	-54.81	-77.02	-71.31	1.85	7.50	H
	1648	-65.12	-13	-52.12	-66.99	-67.44	1.33	5.80	V
	2472	-47.90	-13	-34.90	-58.15	-51.07	1.58	6.90	V
	3300	-68.04	-13	-55.04	-77.06	-71.54	1.85	7.50	V
Middle	1671	-67.67	-13	-54.67	-70.27	-69.99	1.33	5.80	H
	2506	-46.25	-13	-33.25	-57.53	-49.42	1.58	6.90	H
	3342	-68.31	-13	-55.31	-77.52	-71.81	1.85	7.50	H
	1671	-68.86	-13	-55.86	-70.73	-71.18	1.33	5.80	V
	2506	-49.12	-13	-36.12	-58.78	-52.29	1.58	6.90	V
	3342	-68.49	-13	-55.49	-77.51	-71.99	1.85	7.50	V
Highest	1693	-67.38	-13	-54.38	-69.98	-69.70	1.33	5.80	H
	2538	-44.34	-13	-31.34	-56.03	-47.51	1.58	6.90	H
	3384	-68.19	-13	-55.19	-77.40	-71.69	1.85	7.50	H
	1692	-67.76	-13	-54.76	-69.63	-70.08	1.33	5.80	V
	2538	-46.13	-13	-33.13	-56.79	-49.30	1.58	6.90	V
	3384	-68.43	-13	-55.43	-77.45	-71.93	1.85	7.50	V

Remark: Spurious emissions within 30-1000MHz were found more than 20dB below limit line.

LTE Band 5 / 5MHz / QPSK / RB Size 1 Offset 0									
Channel	Frequency (MHz)	ERP (dBm)	Limit (dBm)	Over Limit (dB)	SPA Reading (dBm)	S.G. Power (dBm)	TX Cable loss (dB)	TX Antenna Gain (dBi)	Polarization (H/V)
Lowest	1648	-62.59	-13	-49.59	-65.19	-64.91	1.33	5.80	H
	2472	-45.43	-13	-32.43	-56.89	-48.60	1.58	6.90	H
	3294	-68.49	-13	-55.49	-77.70	-71.99	1.85	7.50	H
	1648	-65.35	-13	-52.35	-67.22	-67.67	1.33	5.80	V
	2472	-47.87	-13	-34.87	-58.12	-51.04	1.58	6.90	V
	3294	-68.69	-13	-55.69	-77.71	-72.19	1.85	7.50	V
Middle	1668	-66.21	-13	-53.21	-68.81	-68.53	1.33	5.80	H
	2502	-45.32	-13	-32.32	-56.80	-48.49	1.58	6.90	H
	3336	-67.14	-13	-54.14	-76.35	-70.64	1.85	7.50	H
	1668	-68.27	-13	-55.27	-70.14	-70.59	1.33	5.80	V
	2502	-49.36	-13	-36.36	-59.03	-52.53	1.58	6.90	V
	3336	-67.92	-13	-54.92	-76.94	-71.42	1.85	7.50	V
Highest	1688	-67.33	-13	-54.33	-69.93	-69.65	1.33	5.80	H
	2532	-44.40	-13	-31.40	-56.08	-47.57	1.58	6.90	H
	3378	-68.30	-13	-55.30	-77.51	-71.80	1.85	7.50	H
	1688	-67.24	-13	-54.24	-69.11	-69.56	1.33	5.80	V
	2532	-47.58	-13	-34.58	-57.87	-50.75	1.58	6.90	V
	3378	-67.54	-13	-54.54	-76.56	-71.04	1.85	7.50	V

Remark: Spurious emissions within 30-1000MHz were found more than 20dB below limit line.

LTE Band 5 / 10MHz / QPSK / RB Size 1 Offset 0									
Channel	Frequency (MHz)	ERP (dBm)	Limit (dBm)	Over Limit (dB)	SPA Reading (dBm)	S.G. Power (dBm)	TX Cable loss (dB)	TX Antenna Gain (dBi)	Polarization (H/V)
Lowest	1648	-63.83	-13	-50.83	-66.43	-66.15	1.33	5.80	H
	2474	-46.25	-13	-33.25	-57.53	-49.42	1.58	6.90	H
	3300	-67.95	-13	-54.95	-77.16	-71.45	1.85	7.50	H
	1648	-65.97	-13	-52.97	-67.84	-68.29	1.33	5.80	V
	2474	-49.61	-13	-36.61	-59.28	-52.78	1.58	6.90	V
	3300	-67.87	-13	-54.87	-76.89	-71.37	1.85	7.50	V
Middle	1664	-55.48	-13	-42.48	-59.46	-57.80	1.33	5.80	H
	2496	-43.56	-13	-30.56	-55.37	-46.73	1.58	6.90	H
	3330	-67.61	-13	-54.61	-76.82	-71.11	1.85	7.50	H
	1664	-63.78	-13	-50.78	-65.65	-66.10	1.33	5.80	V
	2496	-46.25	-13	-33.25	-56.87	-49.42	1.58	6.90	V
	3330	-68.38	-13	-55.38	-77.4	-71.88	1.85	7.50	V
Highest	1680	-68.49	-13	-55.49	-71.09	-70.81	1.33	5.80	H
	2518	-45.07	-13	-32.07	-56.59	-48.24	1.58	6.90	H
	3360	-68.62	-13	-55.62	-77.83	-72.12	1.85	7.50	H
	1679	-69.17	-13	-56.17	-71.04	-71.49	1.33	5.80	V
	2518	-47.88	-13	-34.88	-58.13	-51.05	1.58	6.90	V
	3360	-68.96	-13	-55.96	-77.98	-72.46	1.85	7.50	V

Remark: Spurious emissions within 30-1000MHz were found more than 20dB below limit line.

LTE Band 7 / 5MHz / QPSK / RB Size 1 Offset 0									
Channel	Frequency (MHz)	EIRP (dBm)	Limit (dBm)	Over Limit (dB)	SPA Reading (dBm)	S.G. Power (dBm)	TX Cable loss (dB)	TX Antenna Gain (dBi)	Polarization (H/V)
Middle	5064	-64.52	-25	-39.52	-49.38	-70.95	2.54	8.97	H
	7596	-64.41	-25	-39.41	-56.51	-72.56	3.71	11.86	H
	10134	-63.11	-25	-38.11	-61.66	-71.62	3.59	12.11	H
	5064	-65.03	-25	-40.03	-49.2	-71.46	2.54	8.97	V
	7596	-61.12	-25	-36.12	-51.78	-69.27	3.71	11.86	V
	10134	-63.42	-25	-38.42	-62.03	-71.93	3.59	12.11	V

Remark: Spurious emissions within 30-1000MHz were found more than 20dB below limit line.

LTE Band 7 / 10MHz / QPSK / RB Size 1 Offset 0									
Channel	Frequency (MHz)	EIRP (dBm)	Limit (dBm)	Over Limit (dB)	SPA Reading (dBm)	S.G. Power (dBm)	TX Cable loss (dB)	TX Antenna Gain (dBi)	Polarization (H/V)
Middle	5058	-61.76	-25	-36.76	-46.62	-68.19	2.54	8.97	H
	7590	-59.57	-25	-34.57	-51.67	-67.72	3.71	11.86	H
	10125	-63.35	-25	-38.35	-61.90	-71.86	3.59	12.11	H
	5058	-66.12	-25	-41.12	-50.29	-72.55	2.54	8.97	V
	7590	-56.52	-25	-31.52	-47.18	-64.67	3.71	11.86	V
	10125	-63.57	-25	-38.57	-62.18	-72.08	3.59	12.11	V

Remark: Spurious emissions within 30-1000MHz were found more than 20dB below limit line.

LTE Band 7 / 15MHz / QPSK / RB Size 1 Offset 0									
Channel	Frequency (MHz)	EIRP (dBm)	Limit (dBm)	Over Limit (dB)	SPA Reading (dBm)	S.G. Power (dBm)	TX Cable loss (dB)	TX Antenna Gain (dBi)	Polarization (H/V)
Middle	5058	-62.87	-25	-37.87	-47.73	-69.30	2.54	8.97	H
	7584	-62.73	-25	-37.73	-54.83	-70.88	3.71	11.86	H
	10116	-63.33	-25	-38.33	-61.88	-71.84	3.59	12.11	H
	5058	-65.46	-25	-40.46	-49.63	-71.89	2.54	8.97	V
	7584	-59.68	-25	-34.68	-50.34	-67.83	3.71	11.86	V
	10116	-63.92	-25	-38.92	-62.53	-72.43	3.59	12.11	V

Remark: Spurious emissions within 30-1000MHz were found more than 20dB below limit line.

LTE Band 7 / 20MHz / QPSK / RB Size 1 Offset 0									
Channel	Frequency (MHz)	EIRP (dBm)	Limit (dBm)	Over Limit (dB)	SPA Reading (dBm)	S.G. Power (dBm)	TX Cable loss (dB)	TX Antenna Gain (dBi)	Polarization (H/V)
Middle	5052	-63.36	-25	-38.36	-48.22	-69.79	2.54	8.97	H
	7578	-58.82	-25	-33.82	-50.92	-66.97	3.71	11.86	H
	10107	-63.04	-25	-38.04	-61.59	-71.55	3.59	12.11	H
	5052	-66.50	-25	-41.50	-50.67	-72.93	2.54	8.97	V
	7578	-56.81	-25	-31.81	-47.47	-64.96	3.71	11.86	V
	10107	-63.25	-25	-38.25	-61.86	-71.76	3.59	12.11	V

Remark: Spurious emissions within 30-1000MHz were found more than 20dB below limit line.

LTE Band 12 / 1.4MHz / QPSK / RB Size 1 Offset 0									
Channel	Frequency (MHz)	ERP (dBm)	Limit (dBm)	Over Limit (dB)	SPA Reading (dBm)	S.G. Power (dBm)	TX Cable loss (dB)	TX Antenna Gain (dBi)	Polarization (H/V)
Lowest	1398	-64.90	-13	-51.90	-65.85	-65.80	1.14	4.19	H
	2098	-60.06	-13	-47.06	-64.65	-61.52	1.4	5.01	H
	2797	-68.74	-13	-55.74	-72.71	-71.27	1.63	6.31	H
	1398	-67.31	-13	-54.31	-68.38	-68.21	1.14	4.19	V
	2098	-56.56	-13	-43.56	-62.36	-58.02	1.40	5.01	V
	2796	-67.48	-13	-54.48	-72.16	-70.01	1.63	6.31	V
Middle	1414	-58.43	-13	-45.43	-61.13	-59.33	1.14	4.19	H
	2120	-58.82	-13	-45.82	-63.41	-60.28	1.4	5.01	H
	2828	-68.95	-13	-55.95	-72.92	-71.48	1.63	6.31	H
	1414	-62.50	-13	-49.50	-63.57	-63.40	1.14	4.19	V
	2120	-56.09	-13	-43.09	-62.17	-57.55	1.40	5.01	V
	2828	-68.30	-13	-55.30	-72.98	-70.83	1.63	6.31	V
Highest	1430	-61.93	-13	-48.93	-62.91	-62.83	1.14	4.19	H
	2144	-59.82	-13	-46.82	-64.41	-61.28	1.4	5.01	H
	2860	-68.12	-13	-55.12	-72.09	-70.65	1.63	6.31	H
	1430	-63.04	-13	-50.04	-64.11	-63.94	1.14	4.19	V
	2144	-57.81	-13	-44.81	-62.99	-59.27	1.40	5.01	V
	2860	-68.29	-13	-55.29	-72.97	-70.82	1.63	6.31	V

Remark: Spurious emissions within 30-1000MHz were found more than 20dB below limit line.

LTE Band 12 / 3MHz / QPSK / RB Size 1 Offset 0									
Channel	Frequency (MHz)	ERP (dBm)	Limit (dBm)	Over Limit (dB)	SPA Reading (dBm)	S.G. Power (dBm)	TX Cable loss (dB)	TX Antenna Gain (dBi)	Polarization (H/V)
Lowest	1398	-65.23	-13	-52.23	-66.18	-66.13	1.14	4.19	H
	2098	-60.64	-13	-47.64	-65.23	-62.10	1.4	5.01	H
	2797	-68.60	-13	-55.60	-72.57	-71.13	1.63	6.31	H
	1398	-67.05	-13	-54.05	-68.12	-67.95	1.14	4.19	V
	2098	-57.06	-13	-44.06	-62.60	-58.52	1.40	5.01	V
	2796	-68.31	-13	-55.31	-72.99	-70.84	1.63	6.31	V
Middle	1412	-58.41	-13	-45.41	-61.12	-59.31	1.14	4.19	H
	2118	-57.32	-13	-44.32	-62.31	-58.78	1.4	5.01	H
	2825	-68.72	-13	-55.72	-72.69	-71.25	1.63	6.31	H
	1412	-62.84	-13	-49.84	-63.91	-63.74	1.14	4.19	V
	2118	-53.27	-13	-40.27	-60.55	-54.73	1.40	5.01	V
	2824	-68.56	-13	-55.56	-73.24	-71.09	1.63	6.31	V
Highest	1426	-58.25	-13	-45.25	-61.04	-59.15	1.14	4.19	H
	2140	-61.64	-13	-48.64	-66.23	-63.10	1.4	5.01	H
	2853	-68.80	-13	-55.80	-72.77	-71.33	1.63	6.31	H
	1426	-62.28	-13	-49.28	-63.35	-63.18	1.14	4.19	V
	2140	-59.63	-13	-46.63	-64.21	-61.09	1.40	5.01	V
	2852	-67.76	-13	-54.76	-72.44	-70.29	1.63	6.31	V

Remark: Spurious emissions within 30-1000MHz were found more than 20dB below limit line.

LTE Band 12 / 5MHz / QPSK / RB Size 1 Offset 0									
Channel	Frequency (MHz)	ERP (dBm)	Limit (dBm)	Over Limit (dB)	SPA Reading (dBm)	S.G. Power (dBm)	TX Cable loss (dB)	TX Antenna Gain (dBi)	Polarization (H/V)
Lowest	1398	-65.59	-13	-52.59	-66.54	-66.49	1.14	4.19	H
	2098	-59.75	-13	-46.75	-64.34	-61.21	1.4	5.01	H
	2797.72	-68.39	-13	-55.39	-72.36	-70.92	1.63	6.31	H
	1398.86	-67.12	-13	-54.12	-68.19	-68.02	1.14	4.19	V
	2098	-56.61	-13	-43.61	-62.38	-58.07	1.40	5.01	V
	2798	-68.05	-13	-55.05	-72.73	-70.58	1.63	6.31	V
Middle	1410	-59.47	-13	-46.47	-61.73	-60.37	1.14	4.19	H
	2116	-58.06	-13	-45.06	-62.65	-59.52	1.4	5.01	H
	2820	-68.54	-13	-55.54	-72.51	-71.07	1.63	6.31	H
	1410	-63.01	-13	-50.01	-64.08	-63.91	1.14	4.19	V
	2116	-54.05	-13	-41.05	-61.02	-55.51	1.40	5.01	V
	2820	-68.68	-13	-55.68	-73.36	-71.21	1.63	6.31	V
Highest	1422	-58.27	-13	-45.27	-61.05	-59.17	1.14	4.19	H
	2134	-60.59	-13	-47.59	-65.18	-62.05	1.4	5.01	H
	2845.72	-69.55	-13	-56.55	-73.52	-72.08	1.63	6.31	H
	1422	-59.10	-13	-46.10	-61.32	-60.00	1.14	4.19	V
	2134	-58.67	-13	-45.67	-63.42	-60.13	1.40	5.01	V
	2846	-68.22	-13	-55.22	-72.90	-70.75	1.63	6.31	V

Remark: Spurious emissions within 30-1000MHz were found more than 20dB below limit line.

LTE Band 12 / 10MHz / QPSK / RB Size 1 Offset 0									
Channel	Frequency (MHz)	ERP (dBm)	Limit (dBm)	Over Limit (dB)	SPA Reading (dBm)	S.G. Power (dBm)	TX Cable loss (dB)	TX Antenna Gain (dBi)	Polarization (H/V)
Lowest	1398	-65.50	-13	-52.50	-66.45	-66.40	1.14	4.19	H
	2098	-58.67	-13	-45.67	-63.26	-60.13	1.4	5.01	H
	2798.36	-68.73	-13	-55.73	-72.70	-71.26	1.63	6.31	H
	1399	-69.33	-13	-56.33	-70.40	-70.23	1.14	4.19	V
	2098	-54.33	-13	-41.33	-61.25	-55.79	1.40	5.01	V
	2798	-68.05	-13	-55.05	-72.73	-70.58	1.63	6.31	V
Middle	1406	-52.36	-13	-39.36	-57.32	-53.26	1.14	4.19	H
	2108	-58.48	-13	-45.48	-63.07	-59.94	1.4	5.01	H
	2812	-69.00	-13	-56.00	-72.97	-71.53	1.63	6.31	H
	1406	-65.41	-13	-52.41	-66.48	-66.31	1.14	4.19	V
	2108	-55.71	-13	-42.71	-62.03	-57.17	1.40	5.01	V
	2812	-68.50	-13	-55.50	-73.18	-71.03	1.63	6.31	V
Highest	1412	-59.36	-13	-46.36	-61.66	-60.26	1.14	4.19	H
	2120	-60.20	-13	-47.20	-64.79	-61.66	1.4	5.01	H
	2826.36	-68.71	-13	-55.71	-72.68	-71.24	1.63	6.31	H
	1412	-62.99	-13	-49.99	-64.06	-63.89	1.14	4.19	V
	2120	-57.52	-13	-44.52	-62.83	-58.98	1.40	5.01	V
	2826	-67.56	-13	-54.56	-72.24	-70.09	1.63	6.31	V

Remark: Spurious emissions within 30-1000MHz were found more than 20dB below limit line.

LTE Band 13 / 5MHz / QPSK / RB Size 1 Offset 0									
Channel	Frequency (MHz)	ERP (dBm)	Limit (dBm)	Over Limit (dB)	SPA Reading (dBm)	S.G. Power (dBm)	TX Cable loss (dB)	TX Antenna Gain (dBi)	Polarization (H/V)
Lowest	1554	-54.55	-13	-41.55	-58.78	-55.45	1.14	4.19	H
	2332	-59.29	-13	-46.29	-63.88	-60.75	1.4	5.01	H
	3108	-72.59	-13	-59.59	-76.56	-75.12	1.63	6.31	H
	1554	-62.46	-13	-49.46	-63.53	-63.36	1.14	4.19	V
	2332	-57.34	-13	-44.34	-62.73	-58.80	1.40	5.01	V
	3108	-72.21	-13	-59.21	-76.89	-74.74	1.63	6.31	V
Middle	1558	-57.39	-13	-44.39	-60.62	-58.29	1.14	4.19	H
	2338	-60.85	-13	-47.85	-65.44	-62.31	1.4	5.01	H
	3120	-73.12	-13	-60.12	-77.09	-75.65	1.63	6.31	H
	1558	-63.52	-13	-50.52	-64.59	-64.42	1.14	4.19	V
	2338	-59.22	-13	-46.22	-63.80	-60.68	1.40	5.01	V
	3120	-72.61	-13	-59.61	-77.29	-75.14	1.63	6.31	V
Highest	1564	-50.92	-40	-10.92	-57.80	-53.97	1.14	4.19	H
	2346	-59.99	-13	-46.99	-64.58	-61.45	1.4	5.01	H
	3132	-72.06	-13	-59.06	-76.03	-74.59	1.63	6.31	H
	1564	-57.62	-40	-17.62	-61.79	-60.67	1.14	4.19	V
	2346	-55.97	-13	-42.97	-62.12	-57.43	1.40	5.01	V
	3132	-72.02	-13	-59.02	-76.70	-74.55	1.63	6.31	V

Remark: Spurious emissions within 30-1000MHz were found more than 20dB below limit line.

LTE Band 13 / 10MHz / QPSK / RB Size 1 Offset 0									
Channel	Frequency (MHz)	ERP (dBm)	Limit (dBm)	Over Limit (dB)	SPA Reading (dBm)	S.G. Power (dBm)	TX Cable loss (dB)	TX Antenna Gain (dBi)	Polarization (H/V)
Middle	1554	-66.25	-13	-53.25	-67.20	-67.15	1.14	4.19	H
	2332	-58.07	-13	-45.07	-62.66	-59.53	1.4	5.01	H
	3108	-71.71	-13	-58.71	-75.68	-74.24	1.63	6.31	H
	1554	-69.00	-13	-56.00	-70.07	-69.90	1.14	4.19	V
	2332	-54.91	-13	-41.91	-61.71	-56.37	1.40	5.01	V
	3108	-71.86	-13	-58.86	-76.54	-74.39	1.63	6.31	V

Remark: Spurious emissions within 30-1000MHz were found more than 20dB below limit line.

LTE Band 17 / 5MHz / QPSK / RB Size 1 Offset 0									
Channel	Frequency (MHz)	ERP (dBm)	Limit (dBm)	Over Limit (dB)	SPA Reading (dBm)	S.G. Power (dBm)	TX Cable loss (dB)	TX Antenna Gain (dBi)	Polarization (H/V)
Lowest	1408	-68.35	-13	-55.35	-66.45	-69.25	1.14	4.19	H
	2112	-60.80	-13	-47.80	-68.71	-62.26	1.4	5.01	H
	2817	-65.22	-13	-52.22	-73.93	-67.75	1.63	6.31	H
	1408	-69.61	-13	-56.61	-66.38	-70.51	1.14	4.19	V
	2113	-65.10	-13	-52.10	-69.68	-66.56	1.4	5.01	V
	2817	-65.33	-13	-52.33	-73.88	-67.86	1.63	6.31	V
Middle	1416	-68.46	-13	-55.46	-66.56	-69.36	1.14	4.19	H
	2120	-60.32	-13	-47.32	-68.23	-61.78	1.4	5.01	H
	2832	-65.44	-13	-52.44	-74.15	-67.97	1.63	6.31	H
	1416	-69.93	-13	-56.93	-66.7	-70.83	1.14	4.19	V
	2120	-65.29	-13	-52.29	-69.87	-66.75	1.4	5.01	V
	2832	-65.57	-13	-52.57	-74.12	-68.10	1.63	6.31	V
Highest	1424	-68.53	-13	-55.53	-66.63	-69.43	1.14	4.19	H
	2134	-62.51	-13	-49.51	-70.42	-63.97	1.4	5.01	H
	2845	-64.91	-13	-51.91	-73.62	-67.44	1.63	6.31	H
	1424	-69.93	-13	-56.93	-66.7	-70.83	1.14	4.19	V
	2134	-65.02	-13	-52.02	-69.6	-66.48	1.4	5.01	V
	2845	-65.83	-13	-52.83	-74.38	-68.36	1.63	6.31	V

Remark: Spurious emissions within 30-1000MHz were found more than 20dB below limit line.

LTE Band 17 / 10MHz / QPSK / RB Size 1 Offset 0									
Channel	Frequency (MHz)	ERP (dBm)	Limit (dBm)	Over Limit (dB)	SPA Reading (dBm)	S.G. Power (dBm)	TX Cable loss (dB)	TX Antenna Gain (dBi)	Polarization (H/V)
Lowest	1409	-67.81	-13	-54.81	-65.91	-68.71	1.14	4.19	H
	2113	-60.83	-13	-47.83	-68.74	-62.29	1.4	5.01	H
	2818	-65.08	-13	-52.08	-73.79	-67.61	1.63	6.31	H
	1409	-69.73	-13	-56.73	-66.5	-70.63	1.14	4.19	V
	2112	-64.96	-13	-51.96	-69.54	-66.42	1.4	5.01	V
	2818	-65.27	-13	-52.27	-73.82	-67.80	1.63	6.31	V
Middle	1408	-68.43	-13	-55.43	-66.53	-69.33	1.14	4.19	H
	2116	-61.43	-13	-48.43	-69.34	-62.89	1.4	5.01	H
	2822	-64.39	-13	-51.39	-73.10	-66.92	1.63	6.31	H
	1408	-69.87	-13	-56.87	-66.64	-70.77	1.14	4.19	V
	2116	-65.36	-13	-52.36	-69.94	-66.82	1.4	5.01	V
	2822	-65.54	-13	-52.54	-74.09	-68.07	1.63	6.31	V
Highest	1416	-68.32	-13	-55.32	-66.42	-69.22	1.14	4.19	H
	2120	-61.09	-13	-48.09	-69.00	-62.55	1.4	5.01	H
	2824	-64.52	-13	-51.52	-73.23	-67.05	1.63	6.31	H
	1416	-70.50	-13	-57.50	-67.27	-71.40	1.14	4.19	V
	2120	-65.12	-13	-52.12	-69.7	-66.58	1.4	5.01	V
	2824	-65.10	-13	-52.10	-73.65	-67.63	1.63	6.31	V

Remark: Spurious emissions within 30-1000MHz were found more than 20dB below limit line.

LTE Band 25 / 1.4MHz / QPSK / RB Size 1 Offset 0									
Channel	Frequency (MHz)	EIRP (dBm)	Limit (dBm)	Over Limit (dB)	SPA Reading (dBm)	S.G. Power (dBm)	TX Cable loss (dB)	TX Antenna Gain (dBi)	Polarization (H/V)
Lowest	3702	-61.91	-13	-48.91	-76.15	-63.62	5.08	6.80	H
	5550	-56.49	-13	-43.49	-73.29	-58.16	8.03	9.70	H
	7400	-56.05	-13	-43.05	-77.35	-58.43	9.43	11.81	H
	3700	-63.78	-13	-50.78	-76.21	-65.49	5.08	6.80	V
	5550	-48.75	-13	-35.75	-65.84	-50.42	8.03	9.70	V
	7398	-55.89	-13	-42.89	-77.03	-58.27	9.43	11.81	V
Middle	3756	-61.91	-13	-48.91	-76.15	-63.62	5.08	6.80	H
	5640	-58.59	-13	-45.59	-75.39	-60.26	8.03	9.70	H
	7518	-55.63	-13	-42.63	-76.93	-58.01	9.43	11.81	H
	3759	-63.13	-13	-50.13	-75.56	-64.84	5.08	6.80	V
	5640	-51.45	-13	-38.45	-68.54	-53.12	8.03	9.70	V
	7518	-56.16	-13	-43.16	-77.3	-58.54	9.43	11.81	V
Highest	3828	-60.67	-13	-47.67	-74.91	-62.38	5.08	6.80	H
	5741	-58.30	-13	-45.30	-75.10	-59.97	8.03	9.70	H
	7655	-55.05	-13	-42.05	-76.35	-57.43	9.43	11.81	H
	3827	-62.93	-13	-49.93	-75.36	-64.64	5.08	6.80	V
	5742	-54.53	-13	-41.53	-71.62	-56.20	8.03	9.70	V
	7656	-54.79	-13	-41.79	-75.93	-57.17	9.43	11.81	V

Remark: Spurious emissions within 30-1000MHz were found more than 20dB below limit line.

LTE Band 25 / 3MHz / QPSK / RB Size 1 Offset 0									
Channel	Frequency (MHz)	EIRP (dBm)	Limit (dBm)	Over Limit (dB)	SPA Reading (dBm)	S.G. Power (dBm)	TX Cable loss (dB)	TX Antenna Gain (dBi)	Polarization (H/V)
Lowest	3702	-61.60	-13	-48.60	-75.84	-63.31	5.08	6.80	H
	5550	-54.77	-13	-41.77	-71.57	-56.44	8.03	9.70	H
	7401	-55.20	-13	-42.20	-76.50	-57.58	9.43	11.81	H
	3700	-64.03	-13	-51.03	-76.46	-65.74	5.08	6.80	V
	5550	-49.27	-13	-36.27	-66.36	-50.94	8.03	9.70	V
	7404	-56.18	-13	-43.18	-77.32	-58.56	9.43	11.81	V
Middle	3756	-61.52	-13	-48.52	-75.76	-63.23	5.08	6.80	H
	5634	-56.85	-13	-43.85	-73.65	-58.52	8.03	9.70	H
	7514	-55.81	-13	-42.81	-77.11	-58.19	9.43	11.81	H
	3757	-63.14	-13	-50.14	-75.57	-64.85	5.08	6.80	V
	5634	-51.94	-13	-38.94	-69.03	-53.61	8.03	9.70	V
	7512	-55.87	-13	-42.87	-77.01	-58.25	9.43	11.81	V
Highest	3822	-61.52	-13	-48.52	-75.76	-63.23	5.08	6.80	H
	5736	-60.66	-13	-47.66	-77.46	-62.33	8.03	9.70	H
	7649	-55.58	-13	-42.58	-76.88	-57.96	9.43	11.81	H
	3824	-63.32	-13	-50.32	-75.75	-65.03	5.08	6.80	V
	5736	-57.18	-13	-44.18	-74.27	-58.85	8.03	9.70	V
	7650	-56.08	-13	-43.08	-77.22	-58.46	9.43	11.81	V

Remark: Spurious emissions within 30-1000MHz were found more than 20dB below limit line.

LTE Band 25 / 5MHz / QPSK / RB Size 1 Offset 0									
Channel	Frequency (MHz)	EIRP (dBm)	Limit (dBm)	Over Limit (dB)	SPA Reading (dBm)	S.G. Power (dBm)	TX Cable loss (dB)	TX Antenna Gain (dBi)	Polarization (H/V)
Lowest	3702	-62.11	-13	-49.11	-76.35	-63.82	5.08	6.80	H
	5550	-54.71	-13	-41.71	-71.51	-56.38	8.03	9.70	H
	7401	-55.71	-13	-42.71	-77.01	-58.09	9.43	11.81	H
	3700	-63.80	-13	-50.80	-76.23	-65.51	5.08	6.80	V
	5550	-49.17	-13	-36.17	-66.26	-50.84	8.03	9.70	V
	7401	-56.37	-13	-43.37	-77.51	-58.75	9.43	11.81	V
Middle	3756	-62.06	-13	-49.06	-76.30	-63.77	5.08	6.80	H
	5634	-57.63	-13	-44.63	-74.43	-59.30	8.03	9.70	H
	7511	-55.90	-13	-42.90	-77.20	-58.28	9.43	11.81	H
	3755	-63.19	-13	-50.19	-75.62	-64.90	5.08	6.80	V
	5634	-49.43	-13	-36.43	-66.52	-51.10	8.03	9.70	V
	7512	-56.23	-13	-43.23	-77.37	-58.61	9.43	11.81	V
Highest	3820	-60.48	-13	-47.48	-74.72	-62.19	5.08	6.80	H
	5731	-58.80	-13	-45.80	-75.60	-60.47	8.03	9.70	H
	7644	-56.06	-13	-43.06	-77.36	-58.44	9.43	11.81	H
	3822	-63.33	-13	-50.33	-75.76	-65.04	5.08	6.80	V
	5730	-53.89	-13	-40.89	-70.98	-55.56	8.03	9.70	V
	7641	-56.19	-13	-43.19	-77.33	-58.57	9.43	11.81	V

Remark: Spurious emissions within 30-1000MHz were found more than 20dB below limit line.

LTE Band 25 / 10MHz / QPSK / RB Size 1 Offset 0									
Channel	Frequency (MHz)	EIRP (dBm)	Limit (dBm)	Over Limit (dB)	SPA Reading (dBm)	S.G. Power (dBm)	TX Cable loss (dB)	TX Antenna Gain (dBi)	Polarization (H/V)
Lowest	3701	-62.45	-13	-49.45	-76.69	-64.16	5.08	6.80	H
	5550	-56.11	-13	-43.11	-72.91	-57.78	8.03	9.70	H
	7404	-56.46	-13	-43.46	-77.76	-58.84	9.43	11.81	H
	3702	-64.28	-13	-51.28	-76.71	-65.99	5.08	6.80	V
	5550	-48.82	-13	-35.82	-65.91	-50.49	8.03	9.70	V
	7402	-56.59	-13	-43.59	-77.73	-58.97	9.43	11.81	V
Middle	3750	-61.37	-13	-48.37	-75.61	-63.08	5.08	6.80	H
	5628	-56.73	-13	-43.73	-73.53	-58.40	8.03	9.70	H
	7500	-55.01	-13	-42.01	-76.31	-57.39	9.43	11.81	H
	3751	-63.59	-13	-50.59	-76.02	-65.30	5.08	6.80	V
	5628	-49.49	-13	-36.49	-66.58	-51.16	8.03	9.70	V
	7500	-56.25	-13	-43.25	-77.39	-58.63	9.43	11.81	V
Highest	3811	-61.67	-13	-48.67	-75.91	-63.38	5.08	6.80	H
	5718	-58.48	-13	-45.48	-75.28	-60.15	8.03	9.70	H
	7620	-55.96	-13	-42.96	-77.26	-58.34	9.43	11.81	H
	3810	-63.02	-13	-50.02	-75.45	-64.73	5.08	6.80	V
	5718	-51.39	-13	-38.39	-68.48	-53.06	8.03	9.70	V
	7620	-56.15	-13	-43.15	-77.29	-58.53	9.43	11.81	V

Remark: Spurious emissions within 30-1000MHz were found more than 20dB below limit line.

LTE Band 25 / 15MHz / QPSK / RB Size 1 Offset 0									
Channel	Frequency (MHz)	EIRP (dBm)	Limit (dBm)	Over Limit (dB)	SPA Reading (dBm)	S.G. Power (dBm)	TX Cable loss (dB)	TX Antenna Gain (dBi)	Polarization (H/V)
Lowest	3702	-62.05	-13	-49.05	-76.29	-63.76	5.08	6.80	H
	5550	-55.11	-13	-42.11	-71.91	-56.78	8.03	9.70	H
	7403	-56.60	-13	-43.60	-77.90	-58.98	9.43	11.81	H
	3701	-63.11	-13	-50.11	-75.54	-64.82	5.08	6.80	V
	5550	-47.35	-13	-34.35	-64.44	-49.02	8.03	9.70	V
	7404	-55.91	-13	-42.91	-77.05	-58.29	9.43	11.81	V
Middle	3744	-61.50	-13	-48.50	-75.74	-63.21	5.08	6.80	H
	5622	-55.93	-13	-42.93	-72.73	-57.60	8.03	9.70	H
	7493	-56.51	-13	-43.51	-77.81	-58.89	9.43	11.81	H
	3744	-63.07	-13	-50.07	-75.5	-64.78	5.08	6.80	V
	5622	-48.01	-13	-35.01	-65.1	-49.68	8.03	9.70	V
	7494	-56.86	-13	-43.86	-78	-59.24	9.43	11.81	V
Highest	3804	-61.28	-13	-48.28	-75.52	-62.99	5.08	6.80	H
	5700	-56.44	-13	-43.44	-73.24	-58.11	8.03	9.70	H
	7603	-55.82	-13	-42.82	-77.12	-58.20	9.43	11.81	H
	3801	-63.92	-13	-50.92	-76.35	-65.63	5.08	6.80	V
	5700	-51.22	-13	-38.22	-68.31	-52.89	8.03	9.70	V
	7602	-56.31	-13	-43.31	-77.45	-58.69	9.43	11.81	V

Remark: Spurious emissions within 30-1000MHz were found more than 20dB below limit line.

LTE Band 25 / 20MHz / QPSK / RB Size 1 Offset 0									
Channel	Frequency (MHz)	EIRP (dBm)	Limit (dBm)	Over Limit (dB)	SPA Reading (dBm)	S.G. Power (dBm)	TX Cable loss (dB)	TX Antenna Gain (dBi)	Polarization (H/V)
Lowest	3702	-61.87	-13	-48.87	-76.11	-63.58	5.08	6.80	H
	5550	-58.36	-13	-45.36	-75.16	-60.03	8.03	9.70	H
	7404	-55.97	-13	-42.97	-77.27	-58.35	9.43	11.81	H
	3702	-63.80	-13	-50.80	-76.23	-65.51	5.08	6.80	V
	5556	-59.77	-13	-46.77	-76.86	-61.44	8.03	9.70	V
	7404	-56.40	-13	-43.40	-77.54	-58.78	9.43	11.81	V
Middle	3744	-61.60	-13	-48.60	-75.84	-63.31	5.08	6.80	H
	5613	-60.24	-13	-47.24	-77.04	-61.91	8.03	9.70	H
	7484	-55.38	-13	-42.38	-76.68	-57.76	9.43	11.81	H
	3742	-63.38	-13	-50.38	-75.81	-65.09	5.08	6.80	V
	5610	-55.34	-13	-42.34	-72.43	-57.01	8.03	9.70	V
	7482	-56.47	-13	-43.47	-77.61	-58.85	9.43	11.81	V
Highest	3792	-61.59	-13	-48.59	-75.83	-63.30	5.08	6.80	H
	5688	-59.11	-13	-46.11	-75.91	-60.78	8.03	9.70	H
	7584	-55.84	-13	-42.84	-77.14	-58.22	9.43	11.81	H
	3792	-63.61	-13	-50.61	-76.04	-65.32	5.08	6.80	V
	5688	-57.14	-13	-44.14	-74.23	-58.81	8.03	9.70	V
	7584	-55.75	-13	-42.75	-76.89	-58.13	9.43	11.81	V

Remark: Spurious emissions within 30-1000MHz were found more than 20dB below limit line.

LTE Band 26 / 1.4MHz / QPSK / RB Size 1 Offset 0									
Channel	Frequency (MHz)	ERP (dBm)	Limit (dBm)	Over Limit (dB)	SPA Reading (dBm)	S.G. Power (dBm)	TX Cable loss (dB)	TX Antenna Gain (dBi)	Polarization (H/V)
Lowest	1648	-68.91	-13	-55.91	-67.11	-70.73	1.23	5.20	H
	2472	-64.85	-13	-51.85	-69.70	-67.08	1.52	5.90	H
	3296	-67.10	-13	-54.10	-74.66	-69.88	1.77	6.70	H
	1648	-69.53	-13	-56.53	-67.48	-71.35	1.23	5.20	V
	2472	-59.75	-13	-46.75	-68.05	-61.98	1.52	5.90	V
	3296	-63.62	-13	-50.62	-74.72	-66.40	1.77	6.70	V
Middle	1672	-68.79	-13	-55.79	-66.99	-70.61	1.23	5.20	H
	2504	-64.93	-13	-51.93	-69.78	-67.16	1.52	5.90	H
	3344	-67.04	-13	-54.04	-74.60	-69.82	1.77	6.70	H
	1672	-68.64	-13	-55.64	-66.59	-70.46	1.23	5.20	V
	2504	-58.70	-13	-45.70	-67	-60.93	1.52	5.90	V
	3344	-63.39	-13	-50.39	-74.49	-66.17	1.77	6.70	V
Highest	1695	-68.75	-13	-55.75	-66.95	-70.57	1.23	5.20	H
	2543	-66.47	-13	-53.47	-71.32	-68.70	1.52	5.90	H
	3391	-66.99	-13	-53.99	-74.55	-69.77	1.77	6.70	H
	1695	-68.69	-13	-55.69	-66.64	-70.51	1.23	5.20	V
	2543	-60.02	-13	-47.02	-68.32	-62.25	1.52	5.90	V
	3391	-62.99	-13	-49.99	-74.09	-65.77	1.77	6.70	V

Remark: Spurious emissions within 30-1000MHz were found more than 20dB below limit line.

LTE Band 26 / 3MHz / QPSK / RB Size 1 Offset 0									
Channel	Frequency (MHz)	ERP (dBm)	Limit (dBm)	Over Limit (dB)	SPA Reading (dBm)	S.G. Power (dBm)	TX Cable loss (dB)	TX Antenna Gain (dBi)	Polarization (H/V)
Lowest	1648	-69.03	-13	-56.03	-67.23	-70.85	1.23	5.20	H
	2472	-64.73	-13	-51.73	-69.58	-66.96	1.52	5.90	H
	3296	-67.18	-13	-54.18	-74.74	-69.96	1.77	6.70	H
	1648	-69.12	-13	-56.12	-67.07	-70.94	1.23	5.20	V
	2472	-60.00	-13	-47.00	-68.3	-62.23	1.52	5.90	V
	3296	-63.77	-13	-50.77	-74.87	-66.55	1.77	6.70	V
Middle	1672	-68.80	-13	-55.80	-67.00	-70.62	1.23	5.20	H
	2504	-62.15	-13	-49.15	-67.00	-64.38	1.52	5.90	H
	3340	-66.99	-13	-53.99	-74.55	-69.77	1.77	6.70	H
	1672	-69.22	-13	-56.22	-67.17	-71.04	1.23	5.20	V
	2504	-52.66	-13	-39.66	-64.03	-54.89	1.52	5.90	V
	3340	-63.25	-13	-50.25	-74.35	-66.03	1.77	6.70	V
Highest	1692	-69.38	-13	-56.38	-67.58	-71.20	1.23	5.20	H
	2538	-68.14	-13	-55.14	-72.99	-70.37	1.52	5.90	H
	3384	-67.04	-13	-54.04	-74.60	-69.82	1.77	6.70	H
	1692	-69.40	-13	-56.40	-67.35	-71.22	1.23	5.20	V
	2538	-64.01	-13	-51.01	-72.31	-66.24	1.52	5.90	V
	3384	-63.65	-13	-50.65	-74.75	-66.43	1.77	6.70	V

Remark: Spurious emissions within 30-1000MHz were found more than 20dB below limit line.

LTE Band 26 / 5MHz / QPSK / RB Size 1 Offset 0									
Channel	Frequency (MHz)	ERP (dBm)	Limit (dBm)	Over Limit (dB)	SPA Reading (dBm)	S.G. Power (dBm)	TX Cable loss (dB)	TX Antenna Gain (dBi)	Polarization (H/V)
Lowest	1648	-68.82	-13	-55.82	-67.02	-70.64	1.23	5.20	H
	2472	-64.37	-13	-51.37	-69.22	-66.60	1.52	5.90	H
	3296	-67.04	-13	-54.04	-74.60	-69.82	1.77	6.70	H
	1648	-68.18	-13	-55.18	-66.13	-70.00	1.23	5.20	V
	2472	-59.85	-13	-46.85	-68.15	-62.08	1.52	5.90	V
	3296	-63.60	-13	-50.60	-74.7	-66.38	1.77	6.70	V
Middle	1668	-68.85	-13	-55.85	-67.05	-70.67	1.23	5.20	H
	2504	-59.68	-13	-46.68	-64.53	-61.91	1.52	5.90	H
	3336	-65.76	-13	-52.76	-73.32	-68.54	1.77	6.70	H
	1668	-68.62	-13	-55.62	-66.57	-70.44	1.23	5.20	V
	2504	-52.62	-13	-39.62	-63.99	-54.85	1.52	5.90	V
	3336	-63.03	-13	-50.03	-74.13	-65.81	1.77	6.70	V
Highest	1688	-68.44	-13	-55.44	-66.64	-70.26	1.23	5.20	H
	2533	-64.44	-13	-51.44	-69.29	-66.67	1.52	5.90	H
	3377	-66.37	-13	-53.37	-73.93	-69.15	1.77	6.70	H
	1688	-68.96	-13	-55.96	-66.91	-70.78	1.23	5.20	V
	2533	-59.28	-13	-46.28	-67.58	-61.51	1.52	5.90	V
	3377	-62.93	-13	-49.93	-74.03	-65.71	1.77	6.70	V

Remark: Spurious emissions within 30-1000MHz were found more than 20dB below limit line.

LTE Band 26 / 10MHz / QPSK / RB Size 1 Offset 0									
Channel	Frequency (MHz)	ERP (dBm)	Limit (dBm)	Over Limit (dB)	SPA Reading (dBm)	S.G. Power (dBm)	TX Cable loss (dB)	TX Antenna Gain (dBi)	Polarization (H/V)
Lowest	1648	-69.26	-13	-56.26	-67.46	-71.08	1.23	5.20	H
	2472	-64.59	-13	-51.59	-69.44	-66.82	1.52	5.90	H
	3298	-67.15	-13	-54.15	-74.71	-69.93	1.77	6.70	H
	1648	-69.17	-13	-56.17	-67.12	-70.99	1.23	5.20	V
	2472	-59.04	-13	-46.04	-67.34	-61.27	1.52	5.90	V
	3298	-63.59	-13	-50.59	-74.69	-66.37	1.77	6.70	V
Middle	1664	-68.33	-13	-55.33	-66.53	-70.15	1.23	5.20	H
	2496	-65.26	-13	-52.26	-70.11	-67.49	1.52	5.90	H
	3328	-66.62	-13	-53.62	-74.18	-69.40	1.77	6.70	H
	1664	-68.75	-13	-55.75	-66.7	-70.57	1.23	5.20	V
	2496	-60.21	-13	-47.21	-68.51	-62.44	1.52	5.90	V
	3328	-62.98	-13	-49.98	-74.08	-65.76	1.77	6.70	V
Highest	1679.18	-68.96	-13	-55.96	-67.16	-70.78	1.23	5.20	H
	2518.77	-64.32	-13	-51.32	-69.17	-66.55	1.52	5.90	H
	3360	-66.91	-13	-53.91	-74.47	-69.69	1.77	6.70	H
	1680	-68.71	-13	-55.71	-66.66	-70.53	1.23	5.20	V
	2518.77	-59.92	-13	-46.92	-68.22	-62.15	1.52	5.90	V
	3358.36	-62.96	-13	-49.96	-74.06	-65.74	1.77	6.70	V

Remark: Spurious emissions within 30-1000MHz were found more than 20dB below limit line.

LTE Band 26 / 15MHz / QPSK / RB Size 1 Offset 0									
Channel	Frequency (MHz)	ERP (dBm)	Limit (dBm)	Over Limit (dB)	SPA Reading (dBm)	S.G. Power (dBm)	TX Cable loss (dB)	TX Antenna Gain (dBi)	Polarization (H/V)
Lowest	1648	-68.78	-13	-55.78	-66.98	-70.60	1.23	5.20	H
	2472	-64.28	-13	-51.28	-69.13	-66.51	1.52	5.90	H
	3299	-66.98	-13	-53.98	-74.54	-69.76	1.77	6.70	H
	1648	-68.74	-13	-55.74	-66.69	-70.56	1.23	5.20	V
	2472	-60.32	-13	-47.32	-68.62	-62.55	1.52	5.90	V
	3299	-63.15	-13	-50.15	-74.25	-65.93	1.77	6.70	V
Middle	1656	-67.98	-13	-54.98	-66.18	-69.80	1.23	5.20	H
	2489	-64.80	-13	-51.80	-69.65	-67.03	1.52	5.90	H
	3319	-66.53	-13	-53.53	-74.09	-69.31	1.77	6.70	H
	1656	-68.30	-13	-55.30	-66.25	-70.12	1.23	5.20	V
	2488	-54.95	-13	-41.95	-64.88	-57.18	1.52	5.90	V
	3319	-62.86	-13	-49.86	-73.96	-65.64	1.77	6.70	V
Highest	1672	-69.03	-13	-56.03	-67.23	-70.85	1.23	5.20	H
	2504.52	-66.06	-13	-53.06	-70.91	-68.29	1.52	5.90	H
	3339.36	-67.12	-13	-54.12	-74.68	-69.90	1.77	6.70	H
	1669.68	-68.93	-13	-55.93	-66.88	-70.75	1.23	5.20	V
	2504.52	-61.18	-13	-48.18	-69.48	-63.41	1.52	5.90	V
	3336	-63.11	-13	-50.11	-74.21	-65.89	1.77	6.70	V

Remark: Spurious emissions within 30-1000MHz were found more than 20dB below limit line.

LTE Band 38 / 5MHz / QPSK / RB Size 1 Offset 0									
Channel	Frequency (MHz)	EIRP (dBm)	Limit (dBm)	Over Limit (dB)	SPA Reading (dBm)	S.G. Power (dBm)	TX Cable loss (dB)	TX Antenna Gain (dBi)	Polarization (H/V)
Middle	5184	-65.51	-25	-40.51	-53.38	-72.06	2.56	9.12	H
	7778	-63.76	-25	-38.76	-58.08	-72.27	3.45	11.97	H
	10371	-61.31	-25	-36.31	-61.06	-69.79	3.62	12.10	H
	5184	-67.29	-25	-42.29	-55.29	-73.84	2.56	9.12	V
	7778	-64.77	-25	-39.77	-57.75	-73.28	3.45	11.97	V
	10371	-60.87	-25	-35.87	-61.12	-69.35	3.62	12.10	V

Remark: Spurious emissions within 30-1000MHz were found more than 20dB below limit line.

LTE Band 38 / 10MHz / QPSK / RB Size 1 Offset 0									
Channel	Frequency (MHz)	EIRP (dBm)	Limit (dBm)	Over Limit (dB)	SPA Reading (dBm)	S.G. Power (dBm)	TX Cable loss (dB)	TX Antenna Gain (dBi)	Polarization (H/V)
Middle	5178	-65.77	-25	-40.77	-53.64	-72.32	2.56	9.12	H
	7772	-63.94	-25	-38.94	-58.26	-72.45	3.45	11.97	H
	10359	-61.95	-25	-36.95	-61.70	-70.43	3.62	12.10	H
	5184	-68.62	-25	-43.62	-56.62	-75.17	2.56	9.12	V
	7772	-65.08	-25	-40.08	-58.06	-73.59	3.45	11.97	V
	10362	-61.08	-25	-36.08	-61.33	-69.56	3.62	12.10	V

Remark: Spurious emissions within 30-1000MHz were found more than 20dB below limit line.

LTE Band 38 / 15MHz / QPSK / RB Size 1 Offset 0									
Channel	Frequency (MHz)	EIRP (dBm)	Limit (dBm)	Over Limit (dB)	SPA Reading (dBm)	S.G. Power (dBm)	TX Cable loss (dB)	TX Antenna Gain (dBi)	Polarization (H/V)
Middle	5178	-63.38	-25	-38.38	-51.25	-69.93	2.56	9.12	H
	7765	-63.95	-25	-38.95	-58.27	-72.46	3.45	11.97	H
	10350	-61.63	-25	-36.63	-61.38	-70.11	3.62	12.10	H
	5178	-67.20	-25	-42.20	-55.2	-73.75	2.56	9.12	V
	7765	-65.34	-25	-40.34	-58.32	-73.85	3.45	11.97	V
	10350	-61.63	-25	-36.63	-61.88	-70.11	3.62	12.10	V

Remark: Spurious emissions within 30-1000MHz were found more than 20dB below limit line.

LTE Band 38 / 20MHz / QPSK / RB Size 1 Offset 0									
Channel	Frequency (MHz)	EIRP (dBm)	Limit (dBm)	Over Limit (dB)	SPA Reading (dBm)	S.G. Power (dBm)	TX Cable loss (dB)	TX Antenna Gain (dBi)	Polarization (H/V)
Middle	5172	-64.45	-25	-39.45	-52.32	-71.00	2.56	9.12	H
	7758	-63.01	-25	-38.01	-57.33	-71.52	3.45	11.97	H
	10341	-61.58	-25	-36.58	-61.33	-70.06	3.62	12.10	H
	5172	-67.67	-25	-42.67	-55.67	-74.22	2.56	9.12	V
	7758	-64.96	-25	-39.96	-57.94	-73.47	3.45	11.97	V
	10341	-62.06	-25	-37.06	-62.31	-70.54	3.62	12.10	V

Remark: Spurious emissions within 30-1000MHz were found more than 20dB below limit line.

LTE Band 41 / 5MHz / QPSK / RB Size 1 Offset 0									
Channel	Frequency (MHz)	EIRP (dBm)	Limit (dBm)	Over Limit (dB)	SPA Reading (dBm)	S.G. Power (dBm)	TX Cable loss (dB)	TX Antenna Gain (dBi)	Polarization (H/V)
Middle	5184	-65.40	-25	-40.40	-53.27	-71.95	2.56	9.12	H
	7772	-64.12	-25	-39.12	-58.44	-72.63	3.45	11.97	H
	10359	-61.61	-25	-36.61	-61.36	-70.09	3.62	12.10	H
	5184	-68.35	-25	-43.35	-56.35	-74.90	2.56	9.12	V
	7772	-65.27	-25	-40.27	-58.25	-73.78	3.45	11.97	V
	10363	-60.96	-25	-35.96	-61.21	-69.44	3.62	12.10	V

Remark: Spurious emissions within 30-1000MHz were found more than 20dB below limit line.

LTE Band 41 / 10MHz / QPSK / RB Size 1 Offset 0									
Channel	Frequency (MHz)	EIRP (dBm)	Limit (dBm)	Over Limit (dB)	SPA Reading (dBm)	S.G. Power (dBm)	TX Cable loss (dB)	TX Antenna Gain (dBi)	Polarization (H/V)
Middle	5178	-64.36	-25	-39.36	-52.23	-70.91	2.56	9.12	H
	7765	-62.98	-25	-37.98	-57.30	-71.49	3.45	11.97	H
	10354	-62.01	-25	-37.01	-61.76	-70.49	3.62	12.10	H
	5178	-67.57	-25	-42.57	-55.57	-74.12	2.56	9.12	V
	7765	-65.19	-25	-40.19	-58.17	-73.70	3.45	11.97	V
	10354	-61.65	-25	-36.65	-61.9	-70.13	3.62	12.10	V

Remark: Spurious emissions within 30-1000MHz were found more than 20dB below limit line.

LTE Band 41 / 15MHz / QPSK / RB Size 1 Offset 0									
Channel	Frequency (MHz)	EIRP (dBm)	Limit (dBm)	Over Limit (dB)	SPA Reading (dBm)	S.G. Power (dBm)	TX Cable loss (dB)	TX Antenna Gain (dBi)	Polarization (H/V)
Middle	5172	-64.75	-25	-39.75	-52.62	-71.30	2.56	9.12	H
	7758	-63.49	-25	-38.49	-57.81	-72.00	3.45	11.97	H
	10341	-61.01	-25	-36.01	-60.76	-69.49	3.62	12.10	H
	5172	-66.41	-25	-41.41	-54.41	-72.96	2.56	9.12	V
	7759	-64.78	-25	-39.78	-57.76	-73.29	3.45	11.97	V
	10341	-60.48	-25	-35.48	-60.73	-68.96	3.62	12.10	V

Remark: Spurious emissions within 30-1000MHz were found more than 20dB below limit line.

LTE Band 41 / 20MHz / QPSK / RB Size 1 Offset 0									
Channel	Frequency (MHz)	EIRP (dBm)	Limit (dBm)	Over Limit (dB)	SPA Reading (dBm)	S.G. Power (dBm)	TX Cable loss (dB)	TX Antenna Gain (dBi)	Polarization (H/V)
Middle	5166	-66.15	-25	-41.15	-54.02	-72.70	2.56	9.12	H
	7752	-63.85	-25	-38.85	-58.17	-72.36	3.45	11.97	H
	10332	-61.15	-25	-36.15	-60.90	-69.63	3.62	12.10	H
	5166	-66.44	-25	-41.44	-54.44	-72.99	2.56	9.12	V
	7752	-63.97	-25	-38.97	-56.95	-72.48	3.45	11.97	V
	10332	-60.83	-25	-35.83	-61.08	-69.31	3.62	12.10	V

Remark: Spurious emissions within 30-1000MHz were found more than 20dB below limit line.