Appendix D. Setup Photographs

<Conducted Emission>

Mode 1

Front View

Rear View



<Radiated Emission>

Y Plane for WLAN5GHz 802.11a Ant. 1/ac VHT40 Straddle Channel Ant. 1+2

LF



HF



Z Plane for WLAN5GHz 802.11a Ant. 2

LF



HF

Z Plane for WLAN5GHz 802.11n HT20 Ant. 1+2/802.11ac VHT80 Ant. 1+2/802.11ac VHT80 Straddle Channel Ant. 1+2

LF



HF

Y Plane for WLAN5GHz 802.11n HT40 Ant. 1+2/802.11 n HT40 Straddle Channel Ant. 1+2

LF



HF