Appendix 6. User Manual

Refer to the following pages

NEXDISK

USB STORAGE DEVICE

Brief Guide

www.nexdisk.com

Next Generation Disk

JUNGSOFT

Detailed Part Description

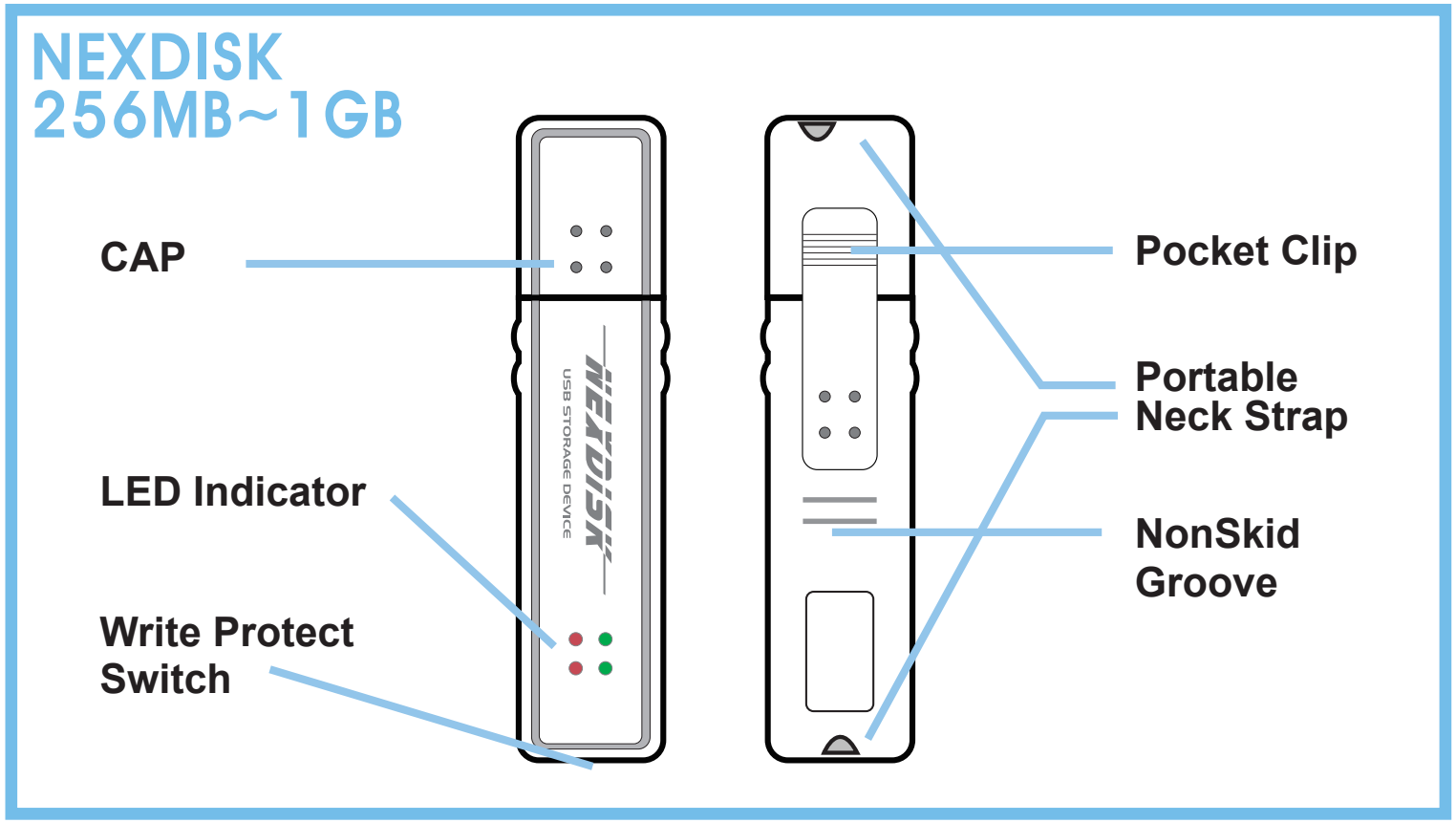

1.CAP : To protect USB connection head.

2.LED: a.Green LED: Lit when NEXDISK is connected to PC

b.Red LED: Lit when NEXDISK is in activity

Detailed Part Description

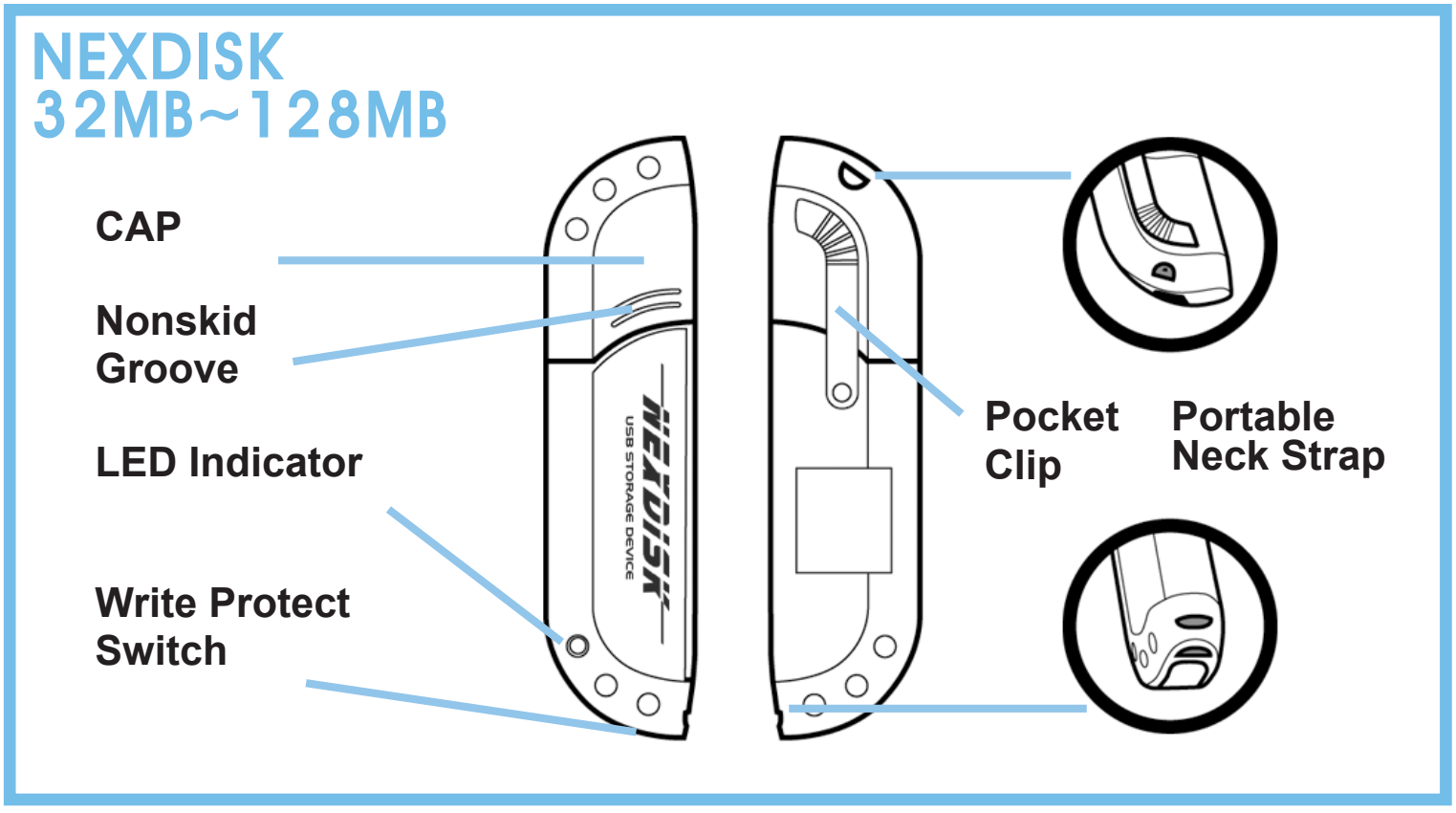

3.Write Protect Switch: To prevent NEXDISK to write, switch to 🔒

4.Pocket Clip: To securely clip to pocket or backpack, etc

5.Portable Neck Strap: NEXDISK Portable Neck Strap hook

Product Installation

A. Driver(for Windows 98) & Utility Program Installation

- Installation with Installation CD or Download from our Website (www.nexdisk.com)
- Insert CD into CD-Rom. The NEXDISK utility program and Device Driver install automatically.

B. Hardware Installation

- Connect NEXDISK to PC.
- Or Connect extended USB cable to PC and connect NEXDISK through it.
- Comes up in My Computer as Removable Media.
- In "Windows Explorer", the device is recognized as "Removable Disk" in Windows Explorer and "Untitled" in Macintosh.

For more detail info, please read the manual in CD.
For USB 2.0 support, the main board should support USB 2.0.

Product Specification

Interface	USB 2.0 (High Speed) / 1.1 (Full Speed)
Transfer Rate	USB2.0 - Read : MAX 8 MB/Sec Write : MAX 3 MB/Sec USB1.1 - Read : MAX 950 KB/Sec Write : MAX 900 KB/Sec
Size & Weight	256MB~1 GB - 87 × 20 × 11mm Weight 18g 32MB~128MB - 80 × 20 × 9.5mm Weight 12g
Power	USB Power
OS Support	MS-DOS, Windows 98 / SE / Me / 2000 / XP Mac 9 / X, Linux 2.4.2 / 2.4.7 / 2.4.18, WinCE3.0
Application	Desktop PC, Note Book, PDA etc. All PCs that support USB
Standard Certification	MIC, FCC, CE, WHQL
Operating Environment	Operating Temp : 0℃ ~45℃ Storage Temp: -20℃ ~80℃ Relative Humidity: 5%-90%

Caution

A. If you remove NEXDISK while the LED indicator is red, data might be lost or corrupted

B. It is impossible to use NEXDISK again if you lose your password, so please take caution not to forget password.

C. JUNGSOFT is not responsible for lost data even if product is defective.

Please test the product initially.

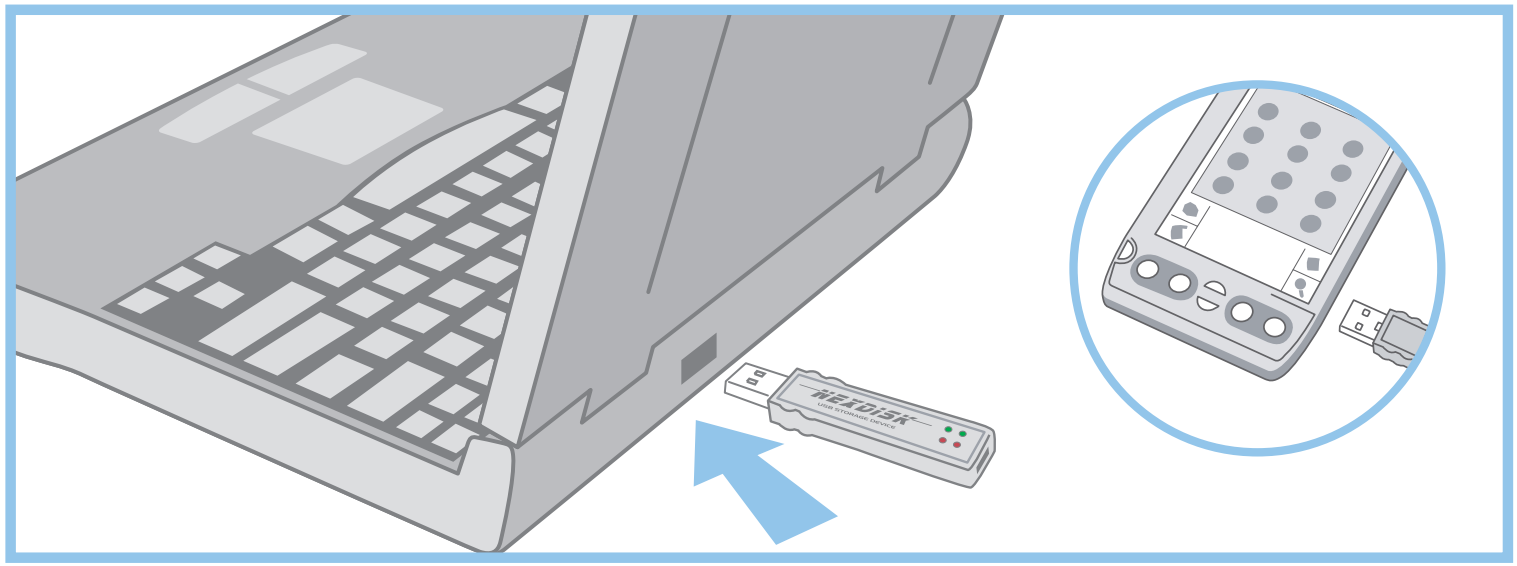

Warrnty

Jungsoft warrants the hardware aspects of NEXDISK to be free from defects in material and workmanship for a period of two(2) years from the original date of purchase. THIS WARRANTY SHALL NOT APPLY TO AND JUNGSOFT MAKES NO WARRANTY WITH RESPECT TO ANY SOFTWARE PRODUCTS OR ANY SOFTWARE ASPECT OF NEXDISK SUPPLIED BY JUNGSOFT WHICH ARE PROVIDED "AS-IS".

This warranty is valid anytime within the two(2) years of the purchase date as evidence by the original purchase receipt form the retail outlet, Jungsoft designate reseller, or Jungsoft. If purchase finds a defect in NEXDISK, purchaser must notify Jungsoft within the warranty period. This warranty shall not apply to any failure or defect caused by misuse, abuse, alteration, improper installation, unauthorized repair or modification, improper testing, accident or causes external to the product such as but not limited to excessive heat or humidity, power failure or surges.

NOTICES TO USER

This device complies with Part 15 of the FCC Rules. Operation is subject to the following two conditions:
(1) this device may not cause harmful interference, and (2) this device must accept any interference received, including interference that may cause undesired operation.

FCC WARNING

This equipment generates or uses radio frequency energy. Changes or modifications to this equipment may cause harmful interference unless the modifications are expressly approved in the instruction manual. The user could lose the authority to operate this equipment if an unauthorized change or modification is made.

INFORMATION TO THE USER

This equipment has been tested and found to comply with the limits for a Class B digital device, pursuant to Part 15 of the FCC Rules.
These limits are designed to provide reasonable protection against harmful interference in a residential installation.
This equipment generates, uses and can generate radio frequency energy and, if not installed and used in accordance with the instructions, may cause harmful interference to radio communications. However, there is no guarantee that the interference will not occur in a particular installation. If this equipment does cause harmful interference to radio or television reception, which can be determined by turning the equipment off and on, the user is encouraged to try to correct the interference by one or more of the following measures:

- *Reorient or relocate the receiving antenna.*
- *Increase the separation between the equipment and receiver.*
- *Connect the equipment to an outlet on a circuit different from that to which the receiver is connected.*
- *Consult the dealer for technical assistance.*

Registration

Product : NEXDISK MB

Customer's Name :

Address :

Email :

Date of Purchase :

Vendor's Name :

274-5, Seohyun-Dong, Bundang-Gu,Seongnam-City, Kyunggi-Do, Korea
Tel: 82-31-788-5120 Fax: 82-31-708-3477
Mail: info@jungsoft.com http://www.nexdisk.com