TEST REPORT

Applicant:	CC&C Technologies, Inc.
Address:	8F, No.150, Jian Yi Rd, Zhonghe District, New Taipei City,235, Taiwan
Equipment Type:	ac2x2+BT5.0 USB2.0
Model Name:	CM-8822CU-V2
Brand Name:	CC&C
FCC ID:	PANCM8822CUV2
Test Standard:	47 CFR Part 15 Subpart E (refer section 3.1)
Sample Arrival Date:	Nov. 28, 2022
Test Date:	Dec. 04, 2022 - Dec. 12, 2022
Date of Issue:	Feb. 07, 2023

ISSUED BY:

Shenzhen BALUN Technology Co., Ltd.

Tested by: Julie Zhu **Checked by:** Ye Hongji **Approved by:** Liao Jianming

(Technical Director)

Revision History

Version	Issue Date	Revisions
Rev. 01	Jan. 05, 2023	Initial Issue
Rev. 02	Feb. 07, 2023	Updated antenna gain

TABLE OF CONTENTS

1 GENERAL INFORMATION 4

1.1 Test Laboratory 4

1.2 Test Location 4

2 PRODUCT INFORMATION 5

2.1 Applicant Information 5

2.2 Manufacturer Information 5

2.3 Factory Information 5

2.4 General Description for Equipment under Test (EUT) 5

2.5 Technical Information 6

2.6 Channel List 8

3 SUMMARY OF TEST RESULTS 10

3.1 Test Standards 10

3.2 Test Verdict 10

4 GENERAL TEST CONFIGURATIONS 11

4.1 Test Environments 11

4.2 Test Equipment List 11

4.3 Test Software List 12

4.4 Measurement Uncertainty 12

4.5 Description of Test Setup 13

5 TEST ITEMS 16

5.1 RF Output Power 16

5.2 Emission Bandwidth and 6 dB Bandwidth 17

5.3 Power Spectral density (PSD) 18

5.4 Conducted Emission 19

5.5 Radiated Spurious Emissions and Band Edge (Restricted-band) 20
ANNEX A TEST RESULT 25
A.1 RF Output Power 25
A.2 Emission Bandwidth & 99% Bandwidth 25
A.3 6 dB Bandwidth 25
A.4 Power Spectral Density 25
A.5 Conducted Emissions 26
A.6 Radiated Spurious Emissions and Band Edge (Restricted-band) 28
ANNEX B TEST SETUP PHOTOS 255
ANNEX C EUT EXTERNAL PHOTOS 255
ANNEX D EUT INTERNAL PHOTOS 255

1 GENERAL INFORMATION

1.1 Test Laboratory

Name	Shenzhen BALUN Technology Co., Ltd.
Address	Block B, 1/F, Baisha Science and Technology Park, Shahe Xi Road, Nanshan District, Shenzhen, Guangdong Province, P. R. China
Phone Number	+86 755 6685 0100

1.2 Test Location

Name	Shenzhen BALUN Technology Co., Ltd.
Location	☑ Block B, 1/F, Baisha Science and Technology Park, Shahe Xi Road, Nanshan District, Shenzhen, Guangdong Province, P. R. China
	☐ 1/F, Building B, Ganghongji High-tech Intelligent Industrial Park, No. 1008, Songbai Road, Yangguang Community, Xili Sub-district, Nanshan District, Shenzhen, Guangdong Province, P. R. China
Accreditation Certificate	The laboratory is a testing organization accredited by FCC as a accredited testing laboratory. The designation number is CN1196.

2 PRODUCT INFORMATION

2.1 Applicant Information

Applicant	CC&C Technologies, Inc.
Address	8F, No.150, Jian Yi Rd, Zhonghe District, New Taipei City,235, Taiwan

2.2 Manufacturer Information

Manufacturer	CC&C Technologies, Inc.
Address	8F, No.150, Jian Yi Rd, Zhonghe District, New Taipei City,235, Taiwan

2.3 Factory Information

Factory	Kunshan CC&C Technologies, Co., Ltd
Address	No.9 building, 3rd Main Street, Kunshan Free Trade Zone, Jiangsu Province, P. R. China

2.4 General Description for Equipment under Test (EUT)

EUT Name	ac2x2+BT5.0 USB2.0
Model Name Under Test	CM-8822CU-V2
Series Model Name	N/A
Description of Model name differentiation	N/A
Hardware Version	V. A
Software Version	V15(WIFI+BT)
Dimensions (Approx.)	N/A
Weight (Approx.)	N/A

2.5 Technical Information

Network and Wireless connectivity	Bluetooth (BR+EDR+BLE) 2.4G WIFI 802.11b, 802.11g, 802.11n(HT20/40) 5G WIFI 802.11a, 802.11n(HT20/40), 802.11ac(VHT20/40/80) U-NII-1/3

The requirement for the following technical information of the EUT was tested in this report:

Frequency Range		U-NII-1: 5150 MHz to 5250 MHz, U-NII-3: 5725 MHz to 5850 MHz
Product Type		☒ Mobile ☐ Portable ☐ Fix Location
Modulation technology		OFDM
Modulation Type		256QAM, 64QAM, 16QAM, BPSK, QPSK
Product Type		Mobile and Portable for FCC standard
Transfer Rate (Mbps) (Single RF path)		802.11a: 54/ 48/ 36/ 24/ 18/ 12/ 9/ 6 Mbps 802.11n: up to 150 Mbps 802.11ac: up to VHT-MCS9
Channel Bandwidth		802.11a: 20 MHz 802.11n: 20 MHz, 40 MHz 802.11ac: 20 MHz, 40 MHz, 80 MHz
Antenna System (eg., MIMO, Smart Antenna)		Cyclic Delay Diversity (CDD) for 802.11a Multi Input Multi Output (MIMO) for 802.11n/ac
Categorization as Correlated or Completely Uncorrelated		Categorization as Correlated for 802.11a Categorization as Uncorrelated for 802.11n/ac
Antenna Type	Main Antenna	External Antenna
	Aux. Antenna	
Antenna Gain	Main Antenna	U-NII-1: 5150 MHz to 5250 MHz: 2.20 dBi U-NII-3: 5725 MHz to 5850 MHz: 2.31 dBi
	Aux. Antenna	U-NII-1: 5150 MHz to 5250 MHz: 2.20 dBi U-NII-3: 5725 MHz to 5850 MHz: 2.31 dBi
Total directional gain	For power spectral density(PSD) measurements	Correlated: U-NII-1: 5150 MHz to 5250 MHz: 5.21 dBi U-NII-3: 5725 MHz to 5850 MHz: 5.32 dBi Formulas: Directional gain = GANT + 10 log(NANT) dBi Uncorrelated: U-NII-1: 5150 MHz to 5250 MHz: 2.20 dBi U-NII-3: 5725 MHz to 5850 MHz: 2.31 dBi Formulas: Directional gain = GANT
	For power measurements	Correlated: U-NII-1: 5150 MHz to 5250 MHz: 5.21 dBi U-NII-3: 5725 MHz to 5850 MHz: 5.32 dBi Formulas: Directional gain = GANT + 10 log(NANT) dBi

		Uncorrelated: U-NII-1: 5150 MHz to 5250 MHz: 2.20 dBi U-NII-3: 5725 MHz to 5850 MHz: 2.31 dBi Formulas: Directional gain = GANT
About the Product		The equipment is module, intended for used with information technology equipment.

Mode	Antenna		
	Main Antenna	Aux. Antenna	MIMO
802.11a	√	√	--
802.11n20	√	√	√
802.11n40	√	√	√
802.11ac20	√	√	√
802.11ac40	√	√	√
802.11ac80	√	√	√
Note: All the configurations were tested, but only the worst data was shown in this report.			

2.6 Channel List

20 MHz		40 MHz		80 MHz	
Channel Number	Frequency (MHz)	Channel Number	Frequency (MHz)	Channel Number	Frequency (MHz)
36	**5180**	**38**	**5190**	**42**	**5210**
40	5200	**46**	**5230**	**155**	**5775**
44	**5220**	151	5755		
48	**5240**	159	5795		
149	**5745**				
153	5765				
157	**5785**				
161	5805				
165	**5825**				

The Lowest frequency, the middle frequency and the highest frequency of channel were selected to perform the test, and the selected channel see below:

For 802.11a/n(HT20)/ac(VHT20)

U-NII-1 (5150 - 5250 MHz)			U-NII-3 (5725 - 5850 MHz)		
Channel Number	Channel	Frequency (MHz)	Channel Number	Channel	Frequency (MHz)
36	Low	5180	149	Low	5745
44	Mid	5220	157	Mid	5785
48	High	5240	165	High	5825

For 802.11n(HT40)/ac(VHT40)

U-NII-1 (5150 - 5250 MHz)			U-NII-3 (5725 - 5850 MHz)		
Channel Number	Channel	Frequency (MHz)	Channel Number	Channel	Frequency (MHz)
38	Low	5190	151	Low	5755
46	High	5230	159	High	5795

For 802.11ac(VHT80)

U-NII-1 (5150 - 5250 MHz)			U-NII-3 (5725 - 5850 MHz)		
Channel Number	Channel	Frequency (MHz)	Channel Number	Channel	Frequency (MHz)
42	Mid	5210	155	Mid	5775

Note: Preliminary tests were performed in different data rate in above table to find the worst radiated emission. The data rate shown in the table below is the worst-case rate with respect to the specific test item. Investigation has been done on all the possible configurations for searching the worst cases. The following table is a list of the test modes shown in this test report.

Test Items	Mode	Data Rate	Modulation Type	U-NII-1 Channel	U-NII-3 Channel
RF Output Power	11a	6	BPSK	48/44/36	165/157/149
	11n(20 MHz)	6.5		48/44/36	165/157/149
	11n(40 MHz)	13.5		46/38	159/151
	11ac(20 MHz)	6.5		48/44/36	165/157/149
	11ac(40 MHz)	13.5		46/38	159/151
	11ac(80 MHz)	29.3		42	155
Emission Bandwidth & 99% Occupied Bandwidth	11a	6	BPSK	48/44/36	165/157/149
	11n(20 MHz)	6.5		48/44/36	165/157/149
	11n(40 MHz)	13.5		46/38	159/151
	11ac(20 MHz)	6.5		48/44/36	165/157/149
	11ac(40 MHz)	13.5		46/38	159/151
	11ac(80 MHz)	29.3		42	155
6 dB bandwidth	11a	6	BPSK	N/A	165/157/149
	11n(20 MHz)	6.5		N/A	165/157/149
	11n(40 MHz)	13.5		N/A	159/151
	11ac(20 MHz)	6.5		N/A	165/157/149
	11ac(40 MHz)	13.5		N/A	159/151
	11ac(80 MHz)	29.3		N/A	155
Power Spectral Density	11a	6	BPSK	48/44/36	165/157/149
	11n(20 MHz)	6.5		48/44/36	165/157/149
	11n(40 MHz)	13.5		46/38	159/151
	11ac(20 MHz)	6.5		48/44/36	165/157/149
	11ac(40 MHz)	13.5		46/38	159/151
	11ac(80 MHz)	29.3		42	155
Radiated Spurious Emissions	11a	6	BPSK	48/44/36	165/157/149
	11n(20 MHz)	6.5		48/44/36	165/157/149
	11n(40 MHz)	13.5		46/38	159/151
	11ac(20 MHz)	6.5		48/44/36	165/157/149
	11ac(40 MHz)	13.5		46/38	159/151
	11ac(80 MHz)	29.3		42	155
Band Edge (Restricted-band)	11a	6	BPSK	48/36	165/149
	11n(20 MHz)	6.5		48/36	165/149
	11n(40 MHz)	13.5		46/38	159/151
	11ac(20 MHz)	6.5		48/36	165/149
	11ac(40 MHz)	13.5		46/38	159/151
	11ac(80 MHz)	29.3		42	155

3 SUMMARY OF TEST RESULTS

3.1 Test Standards

No.	Identity	Document Title
1	47 CFR Part 15 Subpart E	Unlicensed National Information Infrastructure Devices
2	KDB Publication 789033 D02v02r01	Guidelines for Compliance Testing of Unlicensed National Information Infrastructure (U-NII) Devices Part 15, Subpart E
3	KDB Publication 662911 D01v02r01	Emissions Testing of Transmitters with Multiple Outputs in the Same Band (e.g., MIMO, Smart Antenna, etc)
4	ANSI C63.10-2013	American National Standard for Testing Unlicensed Wireless Devices

3.2 Test Verdict

No.	Description	FCC Part No.	RSS Part No.	Test Result	Verdict
1	Antenna Requirement	15.203	RSS-247, 6.2	--	Note [1]
2	RF Output Power	15.407(a)	RSS-247, 6.2	ANNEX A.1	Note [4]
3	Emission Bandwidth & 99% Occupied Bandwidth	15.407(a)	RSS-247, 6.2	ANNEX A.2	Note [4]
4	6 dB bandwidth	15.407(e)	RSS-247, 6.2	ANNEX A.3	Note [4]
5	Power Spectral Density	15.407(a)	RSS-247, 6.2	ANNEX A.4	Note [4]
6	Conducted Emission	15.207	RSS-GEN, 8.8	ANNEX A.5	Pass
7	Radiated Spurious Emissions and Band Edge (Restricted-band)	15.407(b)	RSS-247, 6.2	ANNEX A.6	Pass
8	Receiver Spurious Emissions	--	RSS-Gen, 7.1.2	--	Note [2]

Note [1]: The EUT has a permanently and irreplaceable attached antenna, which complies with the requirement FCC 15.203.

Note [2]: Only radio communication receivers operating in stand-alone mode within the U-NII-30-960 MHz, as well as scanner receivers, are subject to Industry Canada requirements, so this test is not applicable.

Note [3]: Under all normal operating conditions specified in the user manual, frequency stability can keep radiation within the operating frequency band.

Note[4]: Compared with the EUT in the test report BL-EC19A0003-604, the EUT in this report has replaced the radiation antenna, Other hardware circuits and software are the same as those mentioned in the test report BL-EC19A0003-604.

Therefore, so just radiation test of Conducted Emissions, Radiated Spurious Emissions and Band Edge (Restricted-band band-edge) were retested in this report. Other test items please refer to the report BL-EC19A0003-604 issued by Shenzhen BALUN Technology Co., Ltd. on December 12, 2019 for all test data.

4 GENERAL TEST CONFIGURATIONS

4.1 Test Environments

During the measurement, the normal environmental conditions were within the listed ranges:

Relative Humidity	43% to 64%	
Atmospheric Pressure	100 kPa to 102 kPa	
Temperature	NT (Normal Temperature)	+20.4℃ to +24.3℃
	LT (Low Temperature)	0℃
	HT (High Temperature)	50℃
Working Voltage of the EUT	NV (Normal Voltage)	DC 3.3 V
	LV (Low Voltage)	DC 3.135 V
	HV (High Voltage)	DC 3.465 V

4.2 Test Equipment List

Description	Manufacturer	Model	Serial No.	Cal. Date	Cal. Due
Spectrum Analyzer	ROHDE&SCHWARZ	FSV-40	101544	2022.01.04	2023.01.03
Spectrum Analyzer	KEYSIGHT	N9020A	MY50531259	2022.09.06	2023.09.05
Signaling Unit	ROHDE&SCHWARZ	CMW500	171150	2022.06.29	2023.06.28
Test Antenna-Horn(1-18 GHz)	SCHWARZBECK	BBHA 9120D	02460	2021.05.19	2024.05.08
Test Antenna-Horn (18-40 GHz)	A-INFO	LB-180400KF	J211060273	2021.07.02	2024.07.01
Anechoic Chamber	RAINFORD	9m*6m*6m	N/A	2021.08.16	2024.08.15
EMI Receiver	ROHDE&SCHWARZ	ESRP	101036	2022.09.09	2023.09.08
Test Antenna-Bi-Log(30 MHz-1 GHz)	SCHWARZBECK	VULB 9168	00883	2022.04.01	2025.03.31
Test Antenna-Loop(9 kHz-30 MHz)	SCHWARZBECK	FMZB 1519	1519-037	2021.04.16	2024.04.15
Anechoic Chamber	EMC Electronic Co., Ltd	20.10*11.60 *7.35m	N/A	2021.08.15	2024.08.14
EMI Receiver	KEYSIGHT	N9010B	MY57110309	2022.09.09	2023.09.08
LISN	SCHWARZBECK	NSLK 8127	8127-687	2022.06.01	2023.05.31
Shielded Enclosure	YiHeng Electronic Co., Ltd	3.5m*3.1m* 2.8m	N/A	2022.02.19	2025.02.18
Amplifier (1-12GHz)	COM-MV	LSCX_LNA 1-12G-01	180602	2020.09.08	2023.09.07
Amplifier (7-18GHz)	COM-MV	XKu_LNA7-18G-01	180601	2020.09.08	2023.09.07
Amplifier (18-40GHz)	COM-MV	KA_LNA18-40G-01	18050001	2020.09.08	2023.09.07

4.3 Test Software List

Description	Manufacturer	Software Version	Serial No.	Applicable test Setup
BL410R	BALUN	V2.1.1.488	N/A	The section 4.5.1
BL410E	BALUN	V19.8.28.435	N/A	The section 4.5.2&4.5.3&4.5.4&4.5.5

4.4 Measurement Uncertainty

The following measurement uncertainty levels have been estimated for tests performed on the EUT as specified in CISPR 16-4-2.

This uncertainty represents an expanded uncertainty expressed at approximately the 95% confidence level using a coverage factor of k=2.

Parameters	Uncertainty
Occupied Channel Bandwidth	2.8%
RF output power, conducted	1.28 dB
Power Spectral Density, conducted	1.30 dB
Unwanted Emissions, conducted	1.84 dB
All emissions, radiated	5.36 dB
Temperature	0.82°C
Humidity	4.1%

4.5 Description of Test Setup

4.5.1 For Antenna Port Test

Conducted value (dBm) = Measurement value (dBm) + cable loss (dB)

For example: the measurement value is 10 dBm and the cable 0.5dBm used, then the final result of EUT:
Conducted value (dBm) = 10 dBm + 0.5 dB = 10.5 dBm

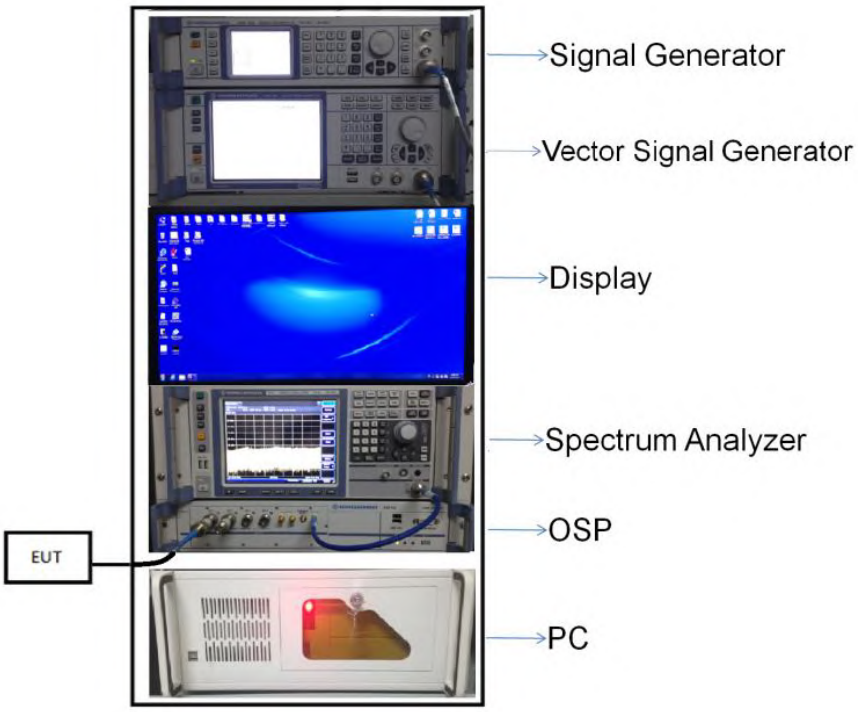

(Diagram 1)

4.5.2 For AC Power Supply Port Test

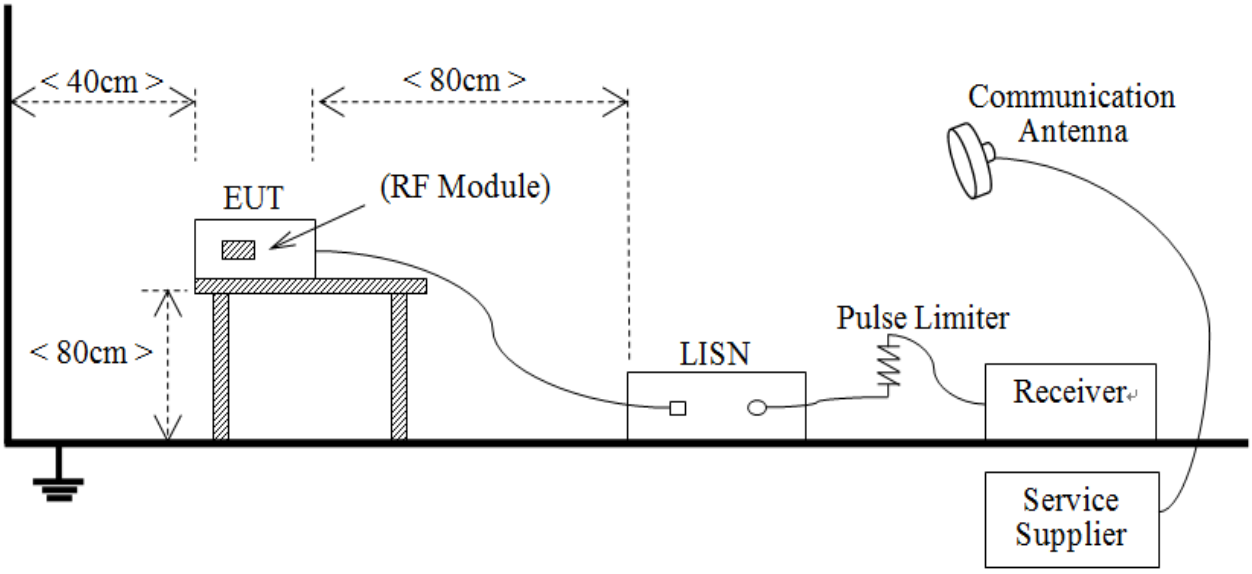

(Diagram 2)

4.5.3 For Radiated Test (Below 30 MHz)

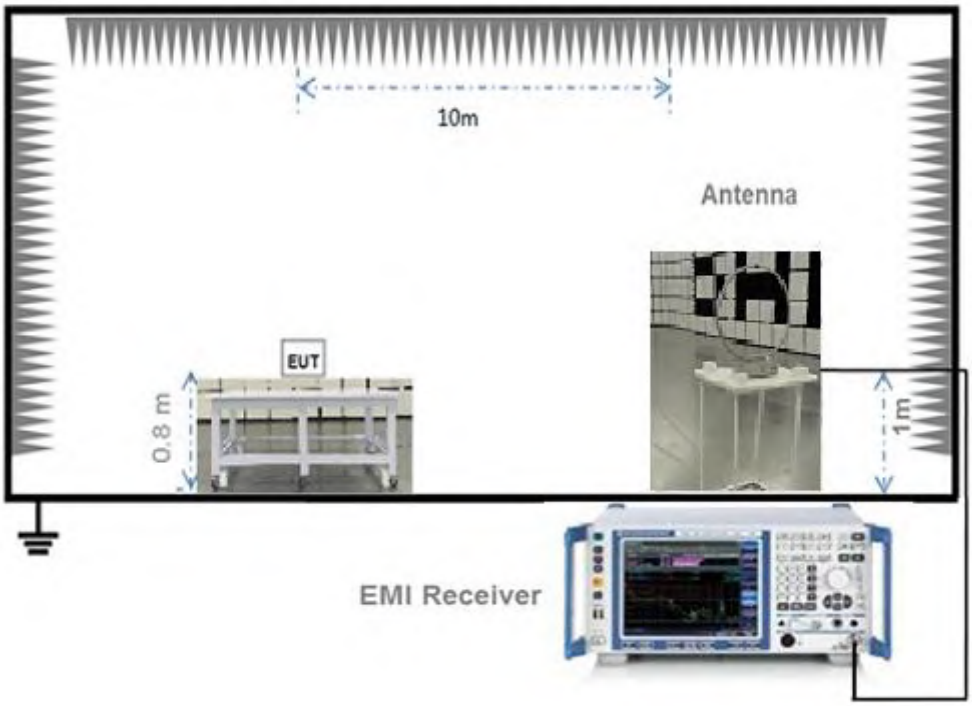

(Diagram 3)

4.5.4 For Radiated Test (30 MHz-1 GHz)

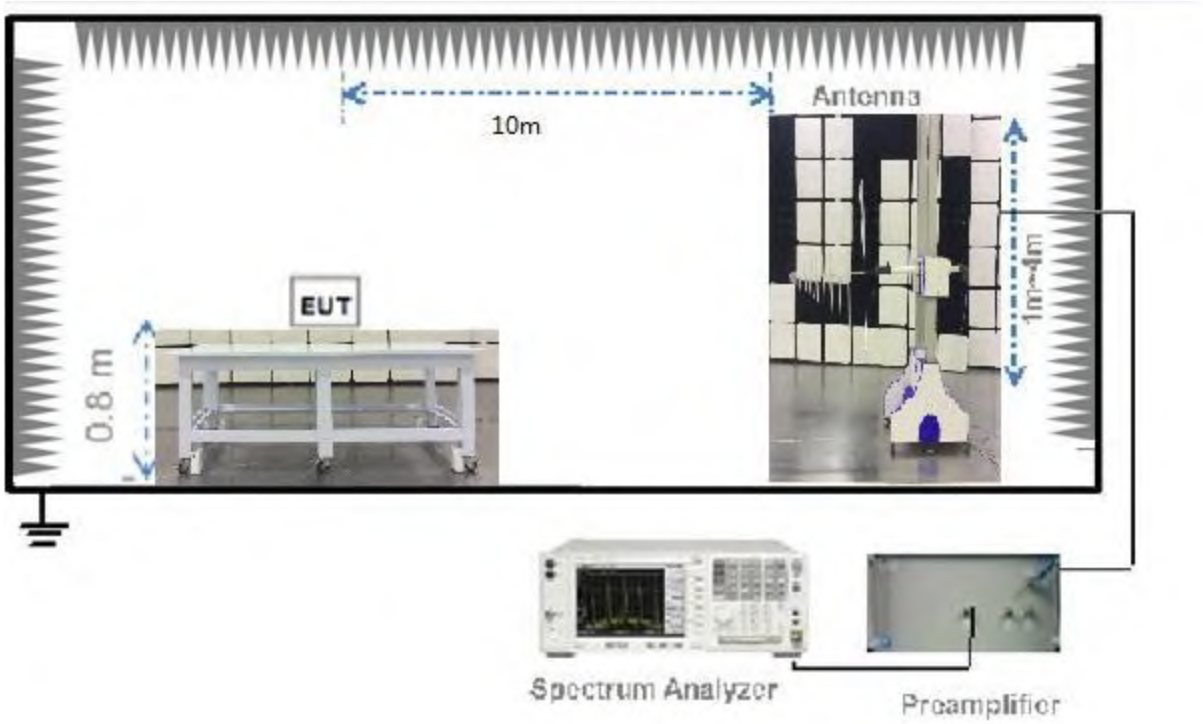

(Diagram 4)

4.5.5 For Radiated Test (Above 1 GHz)

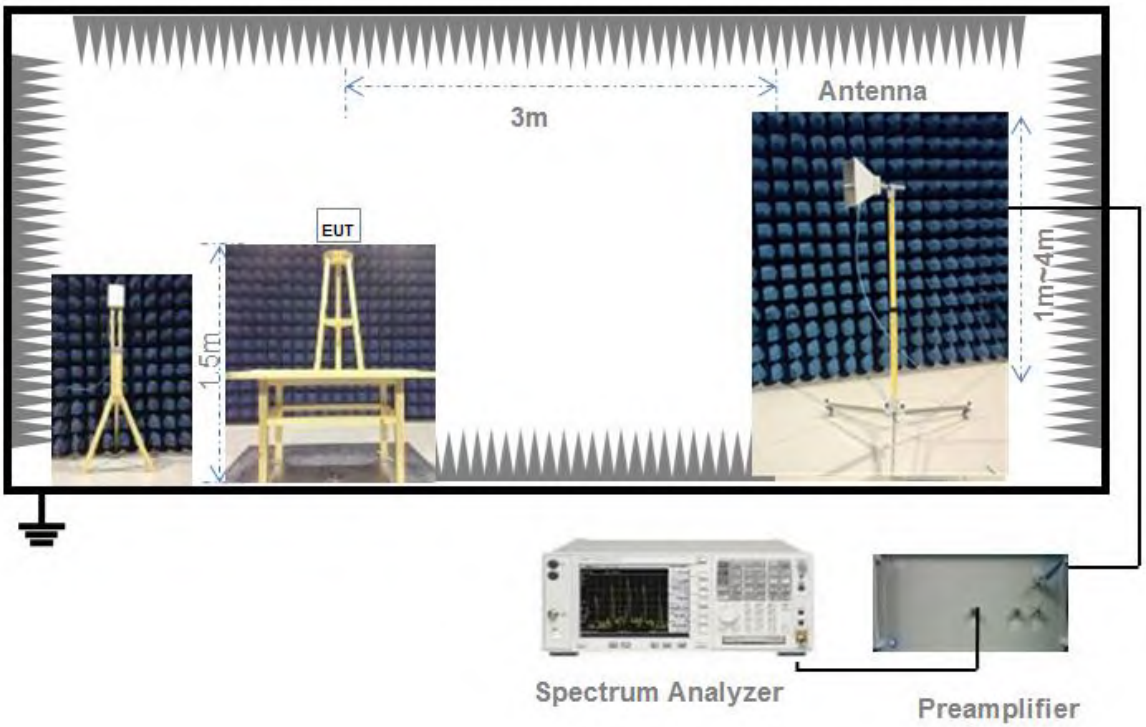

(Diagram 5)

5 TEST ITEMS

5.1 RF Output Power

5.1.1 Test Limit

FCC §15.407(a)

The maximum conducted output power should not exceed:

Frequency Band (MHz)	Limit
5150-5250	250 mW
5250-5350	250 mW or 11 dBm + 10log B, whichever is less.
5470-5725	250 mW or 11 dBm + 10log B, whichever is less.
5725-5850	1 W
Note: Where “B” is the 26 dB emissions bandwidth in MHz.	

5.1.2 Test Setup

The section 4.5.1 (Diagram 1) test setup description was used for this test. The photo of test setup please refer to ANNEX B.

5.1.3 Test Procedure

The maximum peak conducted output power may be measured using a broadband Average RF power meter. The power meter shall have a video bandwidth that is greater than or equal to the emission bandwidth and utilize a fast-responding diode detector.

The E.I.R.P used radiated test method. At a test site that has been validated using the procedures of ANSI C63.4 or the latest CISPR 16-1-4 for measurements above 1 GHz, so as to simulate a near free-space environment.

5.1.4 Test Result

Please refer to ANNEX A.1.

5.2 Emission Bandwidth and 6 dB Bandwidth

5.2.1 Limit

FCC §15.407(a)

Within the 5.725-5.85 GHz band, the minimum 6 dB bandwidth of U-NII devices shall be at least 500 kHz.

5.2.2 Test Setup

The test setup photo please refer to 4.5.1 (Diagram 1) test setup description was used for this test. The photo of test setup please refer to ANNEX B.

5.2.3 Test Procedure

Emission bandwidth

1. Set RBW = approximately 1% of the emission bandwidth.

2. Set VBW ≥ 3*RBW,

3. Detector = Peak.

4. Trace mode = Max hold.

5. Measure the maximum width of the emission that is 26 dB down from the peak of the emission.

Occupied Bandwidth

1. Set Span = 1.5 times to 5.0 times the OBW

2. Set RBW = 1% to 5% of the OBW.

3. Set VBW ≥ 3*RBW, Detector = Peak.

4. Trace mode = Max hold.

5. Use the 99% power bandwidth function of the instrument.

6 dB bandwidth

1. Set RBW = 100 kHz, VBW = 300 kHz.

2. Detector = Peak.Trace mode = Max hold.

3. Allow the trace to stabilize.

4. Measure the maximum width of the emission that is constrained by the frequencies associated with the two outermost amplitude points (upper and lower frequencies) that are attenuated by 6 dB relative to the maximum level measured in the fundamental emission.

5.2.4 Test Result

Please refer to ANNEX A.2 and ANNEX A.3.

5.3 Power Spectral density (PSD)

5.3.1 Limit

FCC §15.407(a)

The maximum power spectral density should not exceed:

Frequency Band (MHz)	Limit
5150-5250	11 dBm/MHz
5250-5350	11 dBm/MHz
5470-5725	11 dBm/MHz
5725-5850	30 dBm/500kHz

5.3.2 Test Setup

The section 4.5.1 (Diagram 1) test setup description was used for this test. The photo of test setup please refer to ANNEX B.

5.3.3 Test Procedure

Set the spectrum analyzer or EMI receiver span to view the entire emission bandwidth.
1. Set RBW = 510 kHz/1 MHz, VBW ≥ 3*RBW, Sweep time = Auto, Detector = RMS.
2. Allow the sweeps to continue until the trace stabilizes.
3. Use the peak marker function to determine the maximum amplitude level.
4. The E.I.R.P spectral density used radiated test method. At a test site that has been validated using the procedures of ANSI C63.4 or the latest CISPR 16-1-4 for measurements above 1 GHz, so as to simulate a near free-space environment.

5.3.4 Test Result

Please refer to ANNEX A.4.

5.4 Conducted Emission

5.4.1 Limit

FCC §15.207

For an intentional radiator that is designed to be connected to the public utility (AC) power line, the radio frequency voltage that is conducted back onto the AC power line on any frequency within the U-NII-150 kHz to 30 MHz shall not exceed the limits in the following table, as measured using a 50μH/50Ω line impedance stabilization network (LISN).

Frequency range (MHz)	Conducted Limit (dBμV)	
	Quai-peak	Average
0.15 - 0.50	66 to 56	56 to 46
0.50 - 5	56	46
0.50 - 30	60	50

5.4.2 Test Setup

The section 4.5.2 (Diagram 2) test setup description was used for this test. The photo of test setup please refer to ANNEX B.

5.4.3 Test Procedure

The maximum conducted interference is searched using Peak (PK), if the emission levels more than the AV and QP limits, and that have narrow margins from the AV and QP limits will be re-measured with AV and QP detectors. Tests for both L phase and N phase lines of the power mains connected to the EUT are performed. Refer to recorded points and plots below.

5.4.4 Test Result

Please refer to ANNEX A.5.

5.5 Radiated Spurious Emissions and Band Edge (Restricted-band)

5.5.1 Limit

FCC §15.209 & 15.407(b)

Frequency (MHz)	Field Strength (μV/m)	Measurement Distance (m)
0.009 - 0.490	2400/F(kHz)	300
0.490 - 1.705	24000/F(kHz)	30
1.705 - 30.0	30	30
30 - 88	100	3
88 - 216	150	3
216 - 960	200	3
Above 960	500	3

Note [1]: The Limit for radiated test was performed according to FCC Part 15C
Note [2]: The tighter limit applies at the band edge.

Un-restricted band emissions	
Out Operating Band (MHz)	Limit
5150 - 5250	e.i.r.p. -27 dBm (68.2 dBuV/m@3m)
5250 - 5350	e.i.r.p. -27 dBm (68.2 dBuV/m@3m)
5470 - 5725	e.i.r.p. -27 dBm (68.2 dBuV/m@3m)
5725 - 5850	All emissions shall be limited to a level of -27 dBm/MHz at 75 MHz or more above or below the band edge increasing linearly to 10 dBm/MHz at 25 MHz above or below the band edge, and from 25 MHz above or below the band edge increasing linearly to a level of 15.6 dBm/MHz at 5 MHz above or below the band edge, and from 5 MHz above or below the band edge increasing linearly to a level of 27 dBm/MHz at the band edge. 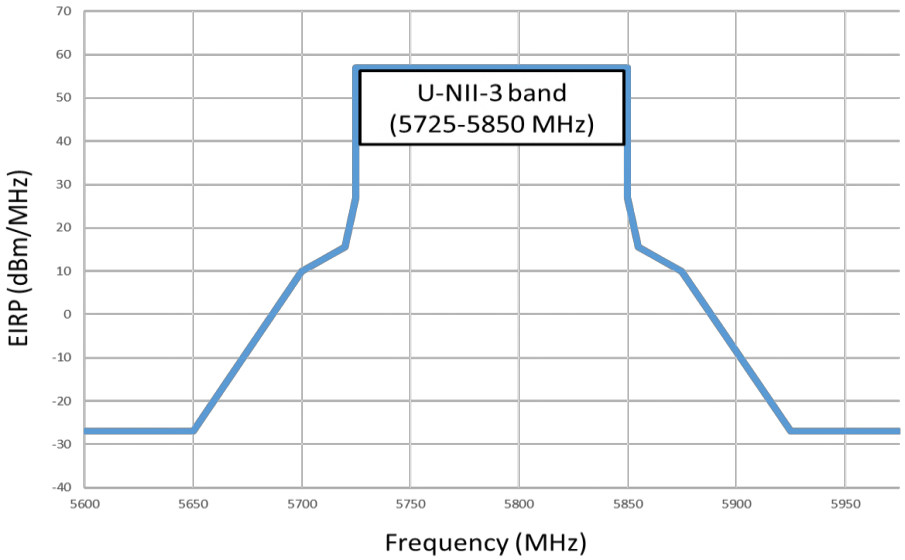

Note: The following formula is used to convert the equipment isotropic radiated power (eirp) to field strength.

5.5.2 Test Setup

The section 4.5.3-4.5.5 (Diagram 3 - Diagram 5) test setup description was used for this test. The photo of test setup please refer to ANNEX B.

5.5.3 Test Procedure

Since the emission limits are specified in terms of radiated field strength levels, measurements performed to demonstrate compliance have traditionally relied on a radiated test configuration. Radiated measurements remain the principal method for demonstrating compliance to the specified limits; however antenna-port conducted measurements are also now acceptable to demonstrate compliance (see below for details). When radiated measurements are utilized, test site requirements and procedures for maximizing and measuring radiated emissions that are described in ANSI C63.10 shall be followed.

Antenna-port conducted measurements may also be used as an alternative to radiated measurements for demonstrating compliance in the restricted frequency bands. If conducted measurements are performed, then proper impedance matching must be ensured and an additional radiated test for cabinet/case spurious emissions is required.

General Procedure for conducted measurements in restricted bands

a) Measure the conducted output power (in dBm) using the detector specified (see guidance regarding measurement procedures for determining quasi-peak, peak, and average conducted output power, respectively).

b) Add the appropriate maximum ground reflection factor to the EIRP level (6 dB for frequencies ≤ 30 MHz, 4.7 dB for frequencies between 30 MHz and 1000 MHz, inclusive and 0 dB for frequencies > 1000 MHz).

c) For devices with multiple antenna-ports, measure the power of each individual chain and sum the EIRP of all chains in linear terms (e.g., Watts, mW).

d) Convert the resultant EIRP level to an equivalent electric field strength using the following relationship:

$E = EIRP – 20\log D + 104.8$

where:

E = electric field strength in dBμV/m,

EIRP = equivalent isotropic radiated power in dBm

D = specified measurement distance in meters.

e) Compare the resultant electric field strength level to the applicable limit.

f) Perform radiated spurious emission test.

Quasi-Peak measurement procedure

The specifications for measurements using the CISPR quasi-peak detector can be found in Publication 16 of the International Special Committee on Radio Frequency Interference (CISPR) of the International Electrotechnical Commission.

As an alternative to CISPR quasi-peak measurement, compliance can be demonstrated to the applicable

emission limits using a peak detector.

Peak power measurement procedure

Peak emission levels are measured by setting the instrument as follows:

a) RBW = as specified in Table 1.

b) VBW ≥ 3 x RBW.

c) Detector = Peak.

d) Sweep time = auto.

e) Trace mode = max hold.

f) Allow sweeps to continue until the trace stabilizes. (Note that the required measurement time may be longer for low duty cycle applications).

Table 1—RBW as a function of frequency

Frequency	RBW
9-150 kHz	200-300 Hz
0.15-30 MHz	9-10 kHz
30-1000 MHz	100-120 kHz
> 1000 MHz	1 MHz

If the peak-detected amplitude can be shown to comply with the average limit, then it is not necessary to perform a separate average measurement.

Trace averaging across on and off times of the EUT transmissions followed by duty cycle correction

If continuous transmission of the EUT (i.e., duty cycle ≥ 98 percent) cannot be achieved and the duty cycle is constant (i.e., duty cycle variations are less than ± 2 percent), then the following procedure shall be used:

a) The EUT shall be configured to operate at the maximum achievable duty cycle.

b) Measure the duty cycle, x, of the transmitter output signal as described in section 6.0.

c) RBW = 1 MHz (unless otherwise specified).

d) VBW ≥ 3 x RBW.

e) Detector = RMS, if span/(# of points in sweep) ≤ (RBW/2). Satisfying this condition may require increasing the number of points in the sweep or reducing the span. If this condition cannot be satisfied, then the detector mode shall be set to peak.

f) Averaging type = power (i.e., RMS).

1) As an alternative, the detector and averaging type may be set for linear voltage averaging.

2) Some instruments require linear display mode in order to use linear voltage averaging. Log or dB averaging shall not be used.

g) Sweep time = auto.

h) Perform a trace average of at least 100 traces.

i) A correction factor shall be added to the measurement results prior to comparing to the emission limit in order to compute the emission level that would have been measured had the test been performed at 100 percent duty cycle. The correction factor is computed as follows:

1) If power averaging (RMS) mode was used in step f), then the applicable correction factor is 10 log(1/x), where x is the duty cycle.

2) If linear voltage averaging mode was used in step f), then the applicable correction factor is 20 log(1/x), where x is the duty cycle.

3) If a specific emission is demonstrated to be continuous (≥ 98 percent duty cycle) rather than turning on and off with the transmit cycle, then no duty cycle correction is required for that emission.

NOTE: Reduction of the measured emission amplitude levels to account for operational duty factor is not permitted. Compliance is based on emission levels occurring during transmission - not on an average across on and off times of the transmitter.

Determining the applicable transmit antenna gain

A conducted power measurement will determine the maximum output power associated with a restricted band emission; however, in order to determine the associated EIRP level, the gain of the transmitting antenna (in dBi) must be added to the measured output power (in dBm).

Since the out-of-band characteristics of the EUT transmit antenna will often be unknown, the use of a conservative antenna gain value is necessary. Thus, when determining the EIRP based on the measured conducted power, the upper bound on antenna gain for a device with a single RF output shall be selected as the maximum in-band gain of the antenna across all operating bands, or 2 dBi, whichever is greater. However, for devices that operate in multiple frequency bands while using the same transmit antenna, the highest gain of the antenna within the operating band nearest in frequency to the restricted band emission being measured may be used in lieu of the overall highest gain when the emission is at a frequency that is within 20 percent of the nearest band edge frequency, but in no case shall a value less than 2 dBi be used.

See KDB 662911 for guidance on calculating the additional array gain term when determining the effective antenna gain for a EUT with multiple outputs occupying the same or overlapping frequency ranges in the same band.

Radiated spurious emission test

An additional consideration when performing conducted measurements of restricted band emissions is that unwanted emissions radiating from the EUT cabinet, control circuits, power leads, or intermediate circuit elements will likely go undetected in a conducted measurement configuration. To address this concern, a radiated test shall be performed to ensure that emissions emanating from the EUT cabinet (rather than the antenna port) also comply with the applicable limits.

For these cabinet radiated spurious emission measurements the EUT transmit antenna may be replaced with a termination matching the nominal impedance of the antenna. Procedures for performing radiated measurements are specified in ANSI C63.10. All detected emissions shall comply with the applicable limits.

The measurement frequency range is from 30 MHz to the 10th harmonic of the fundamental frequency. The Turn Table is actuated to turn from 0° to 360°, and both horizontal and vertical polarizations of the Test Antenna are used to find the maximum radiated power. Mid channels on all channel bandwidth verified. Only the worst RB size/offset presented.

The power of the EUT transmitting frequency should be ignored.

All Spurious Emission tests were performed in X, Y, Z axis direction. And only the worst axis test condition was recorded in this test report.

Use the following spectrum analyzer settings:

Span = wide enough to fully capture the emission being measured
RBW = 1 MHz for f ≥ 1 GHz, 100 kHz for f < 1 GHz
VBW ≥ RBW
Sweep = auto
Detector function = peak
Trace = max hold

5.5.4 Test Result

Please refer to ANNEX A.6.

ANNEX A TEST RESULT

A.1 RF Output Power

Note: The RF Output Power please refer to report: BL-EC19A0003-604, which was issued by Shenzhen BALUN Technology Co., Ltd. on Dec. 16, 2019, **section A.1 RF Output Power**.

A.2 Emission Bandwidth & 99% Bandwidth

Note: The Emission Bandwidth & 99% Bandwidth please refer to report: BL-EC19A0003-604, which was issued by Shenzhen BALUN Technology Co., Ltd. on Dec. 16, 2019, **section A.2 Emission Bandwidth & 99% Bandwidth.**

A.3 6 dB Bandwidth

Note: The 6 dB Bandwidth please refer to report: BL-EC19A0003-604, which was issued by Shenzhen BALUN Technology Co., Ltd. on Dec. 16, 2019, **section A.3 6 dB Bandwidth.**

A.4 Power Spectral Density

Note: The Power Spectral Density please refer to report: BL-EC19A0003-604, which was issued by Shenzhen BALUN Technology Co., Ltd. on Dec. 16, 2019, **section A.4 Power Spectral Density.**

A.5 Conducted Emissions

Note [1]: The EUT is working in the Normal link mode. All modes have been tested and normal link mode is worst.

Note [2]: Devices subject to Part 15 must be tested for all available U.S. voltages and frequencies (such as a nominal 120 VAC, 60 Hz and 240 VAC, 50 Hz) for which the device is capable of operation. So, The configuration 120 VAC, 60 Hz and 240 VAC, 50 Hz were tested respectively, but only the worst configuration (120 VAC, 60 Hz) shown here.

Test Data and Plots

PHASE L

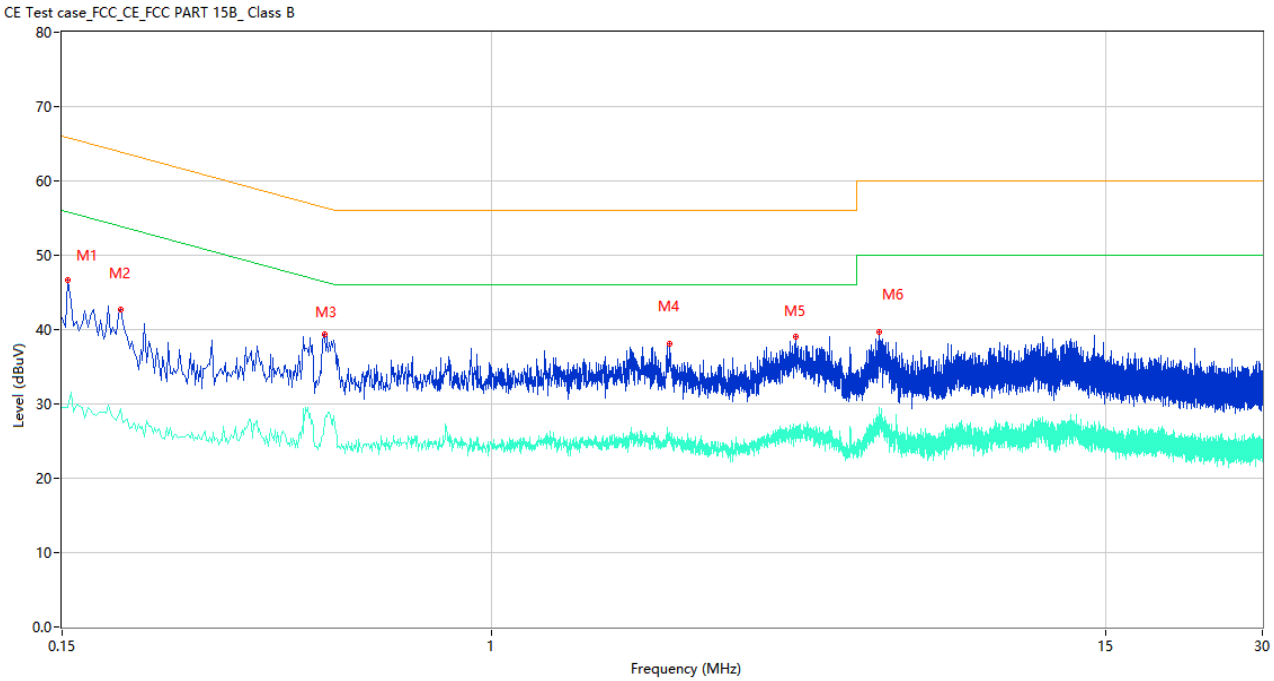

No.	Frequency (MHz)	Results (dBuV)	Factor (dB)	Limit (dBuV)	Margin (dB)	Detector	Line	Verdict
1	0.154	46.70	10.09	65.78	19.08	Peak	L	Pass
1**	0.154	29.50	10.09	55.78	26.28	AV	L	Pass
2	0.194	42.64	10.06	63.86	21.22	Peak	L	Pass
2**	0.194	29.34	10.06	53.86	24.52	AV	L	Pass
3	0.478	39.35	10.20	56.37	17.02	Peak	L	Pass
3**	0.478	27.97	10.20	46.37	18.40	AV	L	Pass
4	2.192	38.16	10.12	56.00	17.84	Peak	L	Pass
4**	2.192	25.99	10.12	46.00	20.01	AV	L	Pass
5	3.824	39.09	10.37	56.00	16.91	Peak	L	Pass
5**	3.824	26.92	10.37	46.00	19.08	AV	L	Pass
6	5.528	39.69	10.49	60.00	20.31	Peak	L	Pass
6**	5.528	28.27	10.49	50.00	21.73	AV	L	Pass

PHASE N

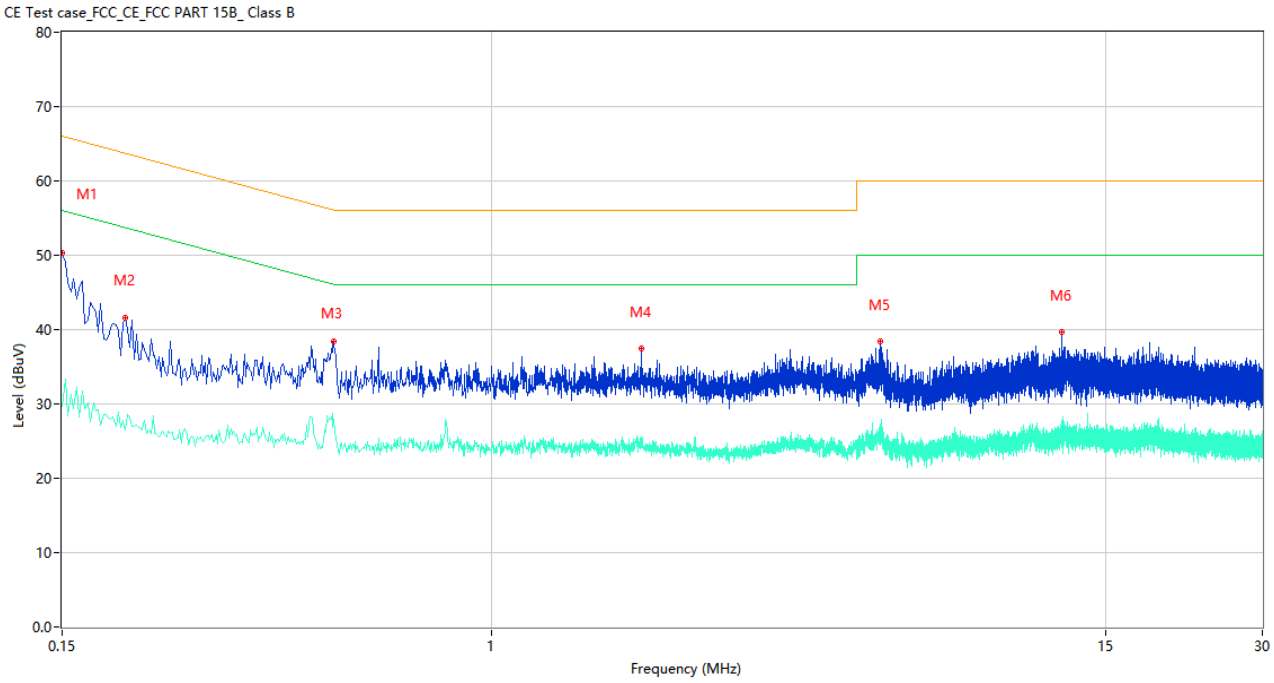

No.	Frequency (MHz)	Results (dBuV)	Factor (dB)	Limit (dBuV)	Margin (dB)	Detector	Line	Verdict
1	0.150	50.36	10.09	66.00	15.64	Peak	N	Pass
1**	0.150	29.72	10.09	56.00	26.28	AV	N	Pass
2	0.198	41.60	10.06	63.69	22.09	Peak	N	Pass
2**	0.198	26.58	10.06	53.69	27.11	AV	N	Pass
3	0.498	38.41	10.17	56.03	17.62	Peak	N	Pass
3**	0.498	27.98	10.17	46.03	18.05	AV	N	Pass
4	1.930	37.39	10.47	56.00	18.61	Peak	N	Pass
4**	1.930	24.42	10.47	46.00	21.58	AV	N	Pass
5	5.562	38.46	10.50	60.00	21.54	Peak	N	Pass
5**	5.562	27.01	10.50	50.00	22.99	AV	N	Pass
6	12.390	39.65	10.55	60.00	20.35	Peak	N	Pass
6**	12.390	26.68	10.55	50.00	23.32	AV	N	Pass

A.6 Radiated Spurious Emissions and Band Edge (Restricted-band)

Test Data

Note [1]: The symbol of "--" in the table which means not application.

Note [2]: For the test data above 1 GHz，According the ANSI C63.4, where limits are specified for both average and peak (or quasi-peak) detector functions, if the peak (or quasi-peak) measured value complies with the average limit, it is unnecessary to perform an average measurement.

Note [3]: The low frequency, which started from 9 kHz to 30 MHz, was pre-scanned and the result which was 20 dB lower than the limit line per 15.31(o) was not reported.

Note [4]: The EUT is working in the Normal link mode below 1 GHz. All modes have been tested and normal link mode is worst.

Note [5]: For Multiple transmitter output, the quantity *10 log (NANT)* dB is added to each spectrum value before comparing to the emission limit. When testing out-of-band and spurious emissions against relative emission limits, tests may be performed on each output individually without summing or adding *10 log(NANT)* if the measurements are made relative to the in-band emissions on the individual outputs.

30 MHz to 1 GHz, ANT H

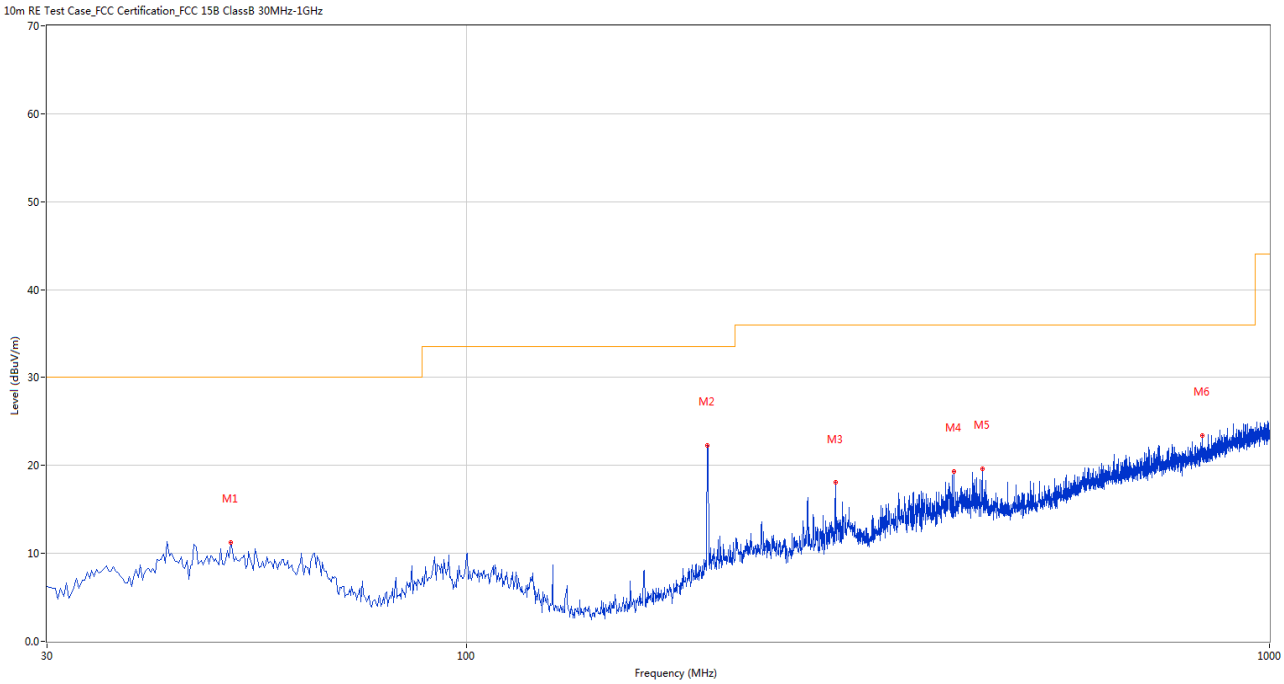

No.	Frequency (MHz)	Results (dBuV/m)	Factor (dB)	Limit (dBuV/m)	Margin (dB)	Detector	Table (Degree)	Height (cm)	Antenna	Verdict
1	50.850	11.28	-26.14	30.0	18.72	Peak	273.00	200	Horizontal	Pass
2	199.223	22.28	-27.79	33.5	11.22	Peak	211.00	200	Horizontal	Pass
3	287.956	18.04	-25.19	36.0	17.96	Peak	10.00	200	Horizontal	Pass
4	404.569	19.36	-22.48	36.0	16.64	Peak	146.00	200	Horizontal	Pass
5	438.753	19.66	-21.67	36.0	16.34	Peak	270.00	200	Horizontal	Pass
6	823.989	23.37	-13.98	36.0	12.63	Peak	112.00	100	Horizontal	Pass

30 MHz to 1 GHz, ANT V

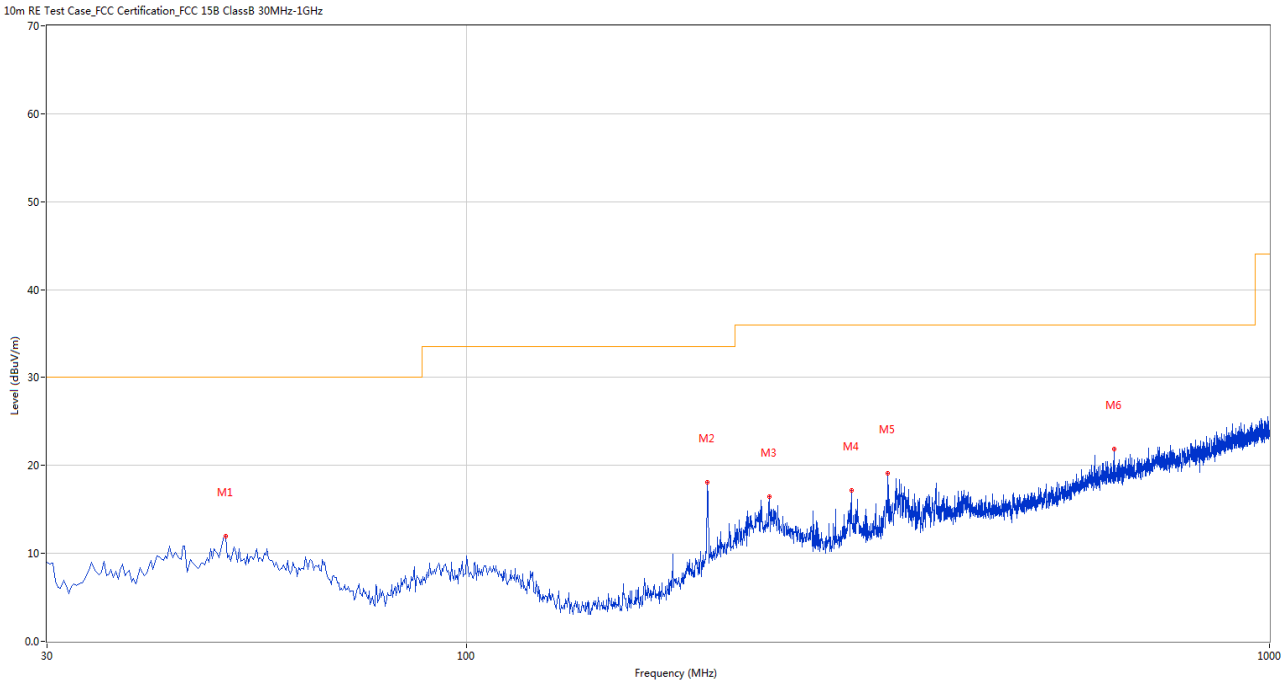

No.	Frequency (MHz)	Results (dBuV/m)	Factor (dB)	Limit (dBuV/m)	Margin (dB)	Detector	Table (Degree)	Height (cm)	Antenna	Verdict
1	50.122	11.92	-26.28	30.0	18.08	Peak	37.00	100	Vertical	Pass
2	199.223	18.09	-27.79	33.5	15.41	Peak	1.00	100	Vertical	Pass
3	238.498	16.46	-26.63	36.0	19.54	Peak	341.00	100	Vertical	Pass
4	301.290	17.21	-25.14	36.0	18.79	Peak	1.00	100	Vertical	Pass
5	334.504	19.15	-24.04	36.0	16.85	Peak	360.00	100	Vertical	Pass
6	639.978	21.86	-17.38	36.0	14.14	Peak	252.00	200	Vertical	Pass

Note: The spurious above 18G is noise only, do not show on the report.

Main Antenna

11a, U-NII-1, 1 GHz to 18 GHz, Low Channel, ANT H

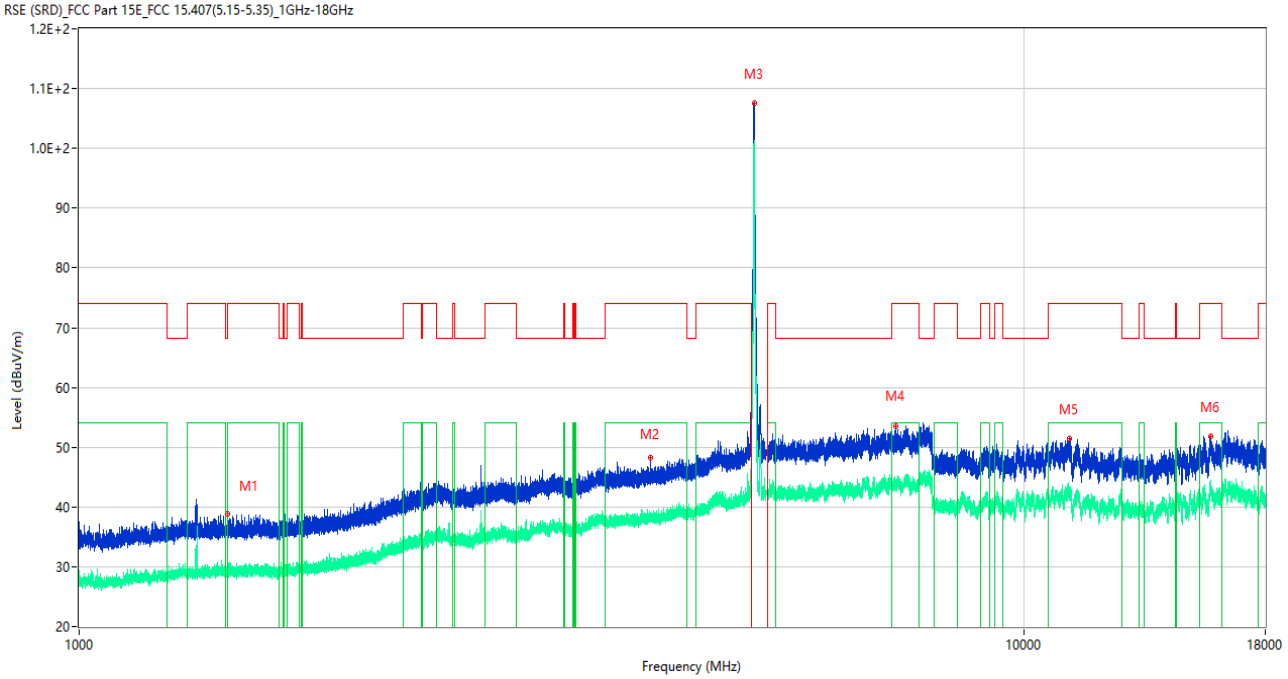

No.	Frequency (MHz)	Results (dBuV/m)	Factor (dB)	Limit (dBuV/m)	Margin (dB)	Detector	Table (Degree)	Height (cm)	Antenna	Verdict
1	1436.700	38.74	-16.77	74.0	35.26	Peak	276.00	300	Horizontal	Pass
1**	1436.700	28.58	-16.77	54.0	25.42	AV	276.00	300	Horizontal	Pass
2	4025.750	48.23	-5.18	74.0	25.77	Peak	187.00	100	Horizontal	Pass
2**	4025.750	37.96	-5.18	54.0	16.04	AV	187.00	100	Horizontal	Pass
3	5183.000	107.54	-1.15	--	--	Peak	47.00	100	Horizontal	N/A
3**	5183.000	99.88	-1.15	--	--	AV	47.00	100	Horizontal	N/A
4	7322.000	53.55	0.65	74.0	20.45	Peak	151.00	200	Horizontal	Pass
4**	7322.000	43.96	0.65	54.0	10.04	AV	151.00	200	Horizontal	Pass
5	11179.650	51.39	-1.45	74.0	22.61	Peak	151.00	100	Horizontal	Pass
5**	11179.650	42.93	-1.45	54.0	11.07	AV	151.00	100	Horizontal	Pass
6	15768.225	51.74	-0.12	74.0	22.26	Peak	13.00	100	Horizontal	Pass
6**	15768.225	42.72	-0.12	54.0	11.28	AV	13.00	100	Horizontal	Pass

11a, U-NII-1, 1 GHz to 18 GHz, Low Channel, ANT V

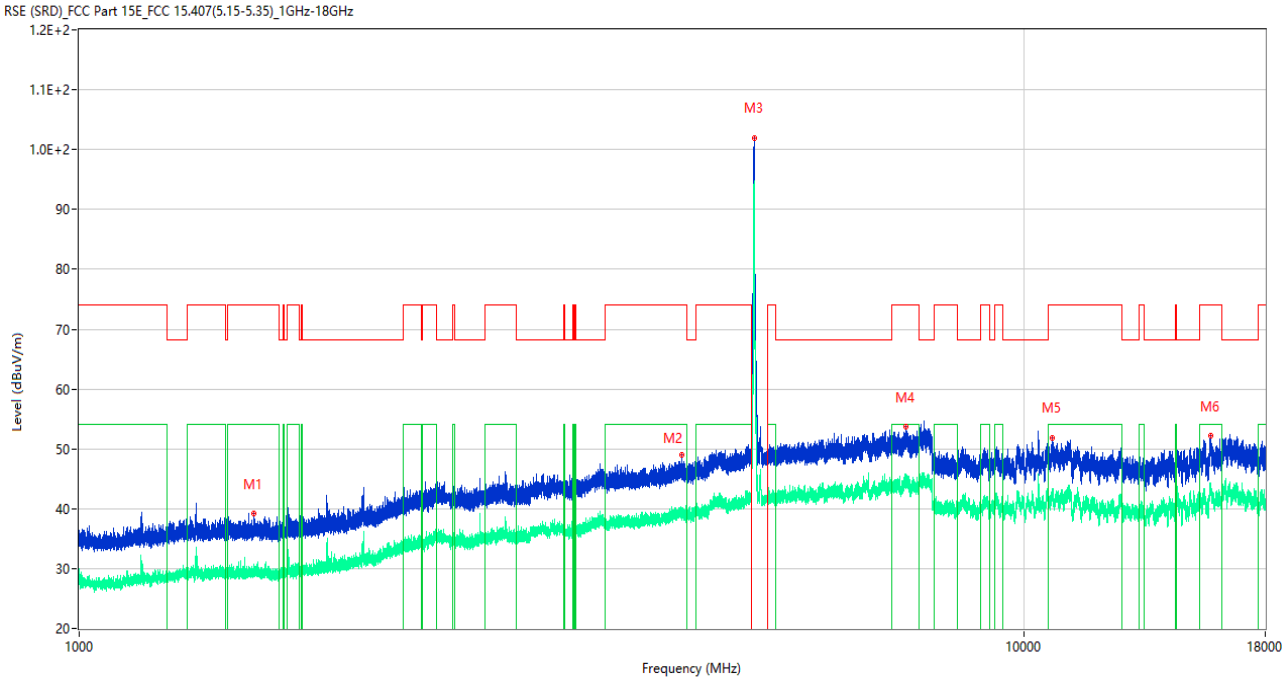

No.	Frequency (MHz)	Results (dBuV/m)	Factor (dB)	Limit (dBuV/m)	Margin (dB)	Detector	Table (Degree)	Height (cm)	Antenna	Verdict
1	1530.100	39.19	-16.54	74.0	34.81	Peak	39.00	100	Horizontal	Pass
1**	1530.100	29.28	-16.54	54.0	24.72	AV	39.00	100	Horizontal	Pass
2	4346.500	49.04	-4.16	74.0	24.96	Peak	36.00	400	Horizontal	Pass
2**	4346.500	39.14	-4.16	54.0	14.86	AV	36.00	400	Horizontal	Pass
3	5181.250	101.96	-1.12	--	--	Peak	228.00	150	Horizontal	N/A
3**	5181.250	93.84	-1.12	--	--	AV	228.00	150	Horizontal	N/A
4	7491.750	53.68	1.25	74.0	20.32	Peak	3.00	100	Horizontal	Pass
4**	7491.750	44.36	1.25	54.0	9.64	AV	3.00	100	Horizontal	Pass
5	10706.312	51.85	-2.34	74.0	22.15	Peak	298.00	100	Horizontal	Pass
5**	10706.312	41.37	-2.34	54.0	12.63	AV	298.00	100	Horizontal	Pass
6	15751.687	52.15	0.33	74.0	21.85	Peak	88.00	100	Horizontal	Pass
6**	15751.687	43.17	0.33	54.0	10.83	AV	88.00	100	Horizontal	Pass

11a, U-NII-1, 1 GHz to 18 GHz, Middle Channel, ANT H

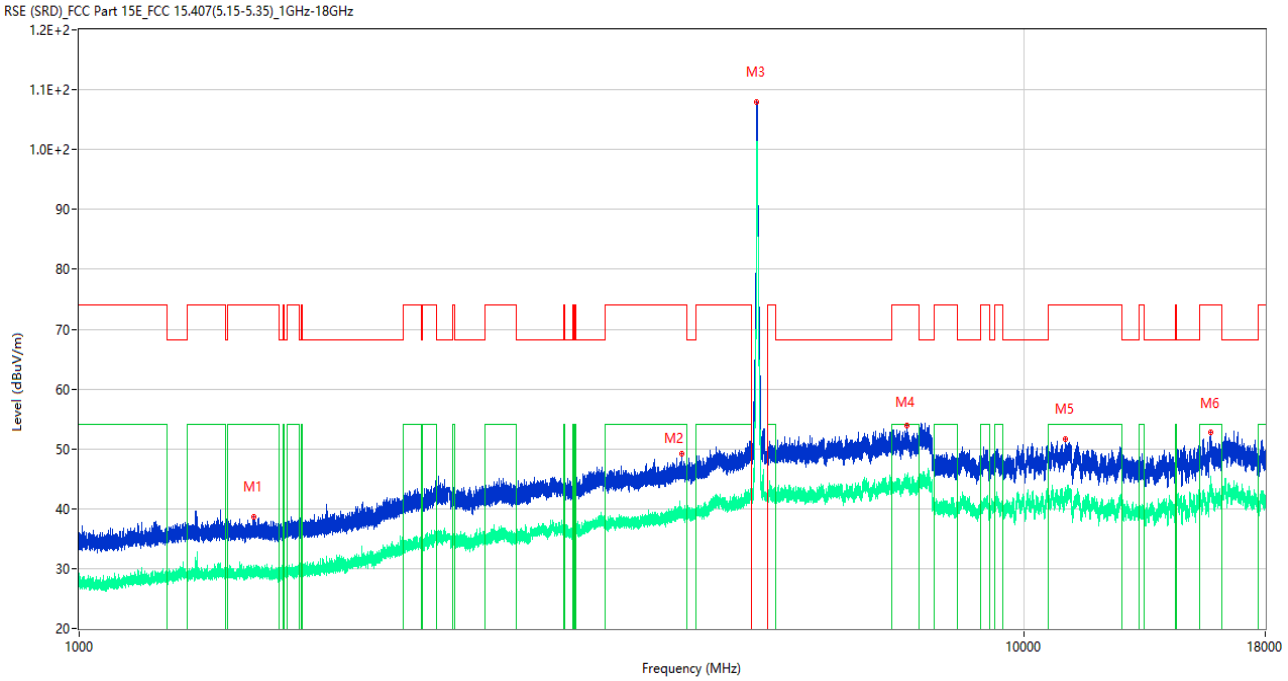

No.	Frequency (MHz)	Results (dBuV/m)	Factor (dB)	Limit (dBuV/m)	Margin (dB)	Detector	Table (Degree)	Height (cm)	Antenna	Verdict
1	1530.900	38.67	-16.54	74.0	35.33	Peak	278.00	300	Horizontal	Pass
1**	1530.900	29.93	-16.54	54.0	24.07	AV	278.00	300	Horizontal	Pass
2	4344.250	49.10	-4.12	74.0	24.90	Peak	348.00	200	Horizontal	Pass
2**	4344.250	38.98	-4.12	54.0	15.02	AV	348.00	200	Horizontal	Pass
3	5214.250	107.96	-1.93	--	--	Peak	57.00	200	Horizontal	N/A
3**	5214.250	101.32	-1.93	--	--	AV	57.00	200	Horizontal	N/A
4	7510.500	53.87	1.74	74.0	20.13	Peak	254.00	400	Horizontal	Pass
4**	7510.500	45.56	1.74	54.0	8.44	AV	254.00	400	Horizontal	Pass
5	11072.775	51.67	-1.52	74.0	22.33	Peak	210.00	100	Horizontal	Pass
5**	11072.775	42.31	-1.52	54.0	11.69	AV	210.00	100	Horizontal	Pass
6	15763.237	52.75	0.01	74.0	21.25	Peak	360.00	100	Horizontal	Pass
6**	15763.237	42.99	0.01	54.0	11.01	AV	360.00	100	Horizontal	Pass

11a, U-NII-1, 1 GHz to 18 GHz, Middle Channel, ANT V

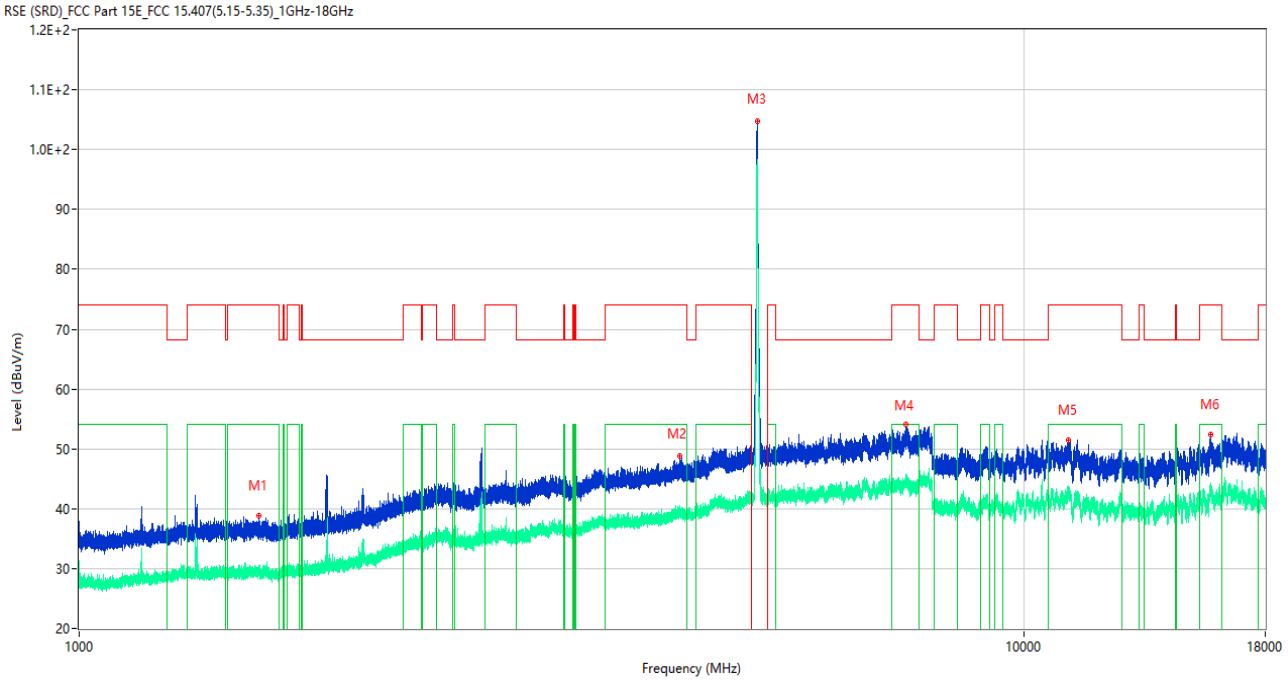

No.	Frequency (MHz)	Results (dBuV/m)	Factor (dB)	Limit (dBuV/m)	Margin (dB)	Detector	Table (Degree)	Height (cm)	Antenna	Verdict
1	1549.000	38.91	-16.63	74.0	35.09	Peak	315.00	400	Vertical	Pass
1**	1549.000	29.59	-16.63	54.0	24.41	AV	315.00	400	Vertical	Pass
2	4319.500	48.75	-3.97	74.0	25.25	Peak	291.00	200	Vertical	Pass
2**	4319.500	39.33	-3.97	54.0	14.67	AV	291.00	200	Vertical	Pass
3	5218.750	104.73	-2.01	--	--	Peak	223.00	200	Vertical	N/A
3**	5218.750	96.85	-2.01	--	--	AV	223.00	200	Vertical	N/A
4	7495.750	54.11	1.24	74.0	19.89	Peak	36.00	400	Vertical	Pass
4**	7495.750	44.10	1.24	54.0	9.90	AV	36.00	400	Vertical	Pass
5	11133.100	51.48	-0.97	74.0	22.52	Peak	353.00	200	Vertical	Pass
5**	11133.100	42.57	-0.97	54.0	11.43	AV	353.00	200	Vertical	Pass
6	15746.700	52.46	0.33	74.0	21.54	Peak	360.00	100	Vertical	Pass
6**	15746.700	43.82	0.33	54.0	10.18	AV	360.00	100	Vertical	Pass

11a, U-NII-1, 1 GHz to 18 GHz, High Channel, ANT H

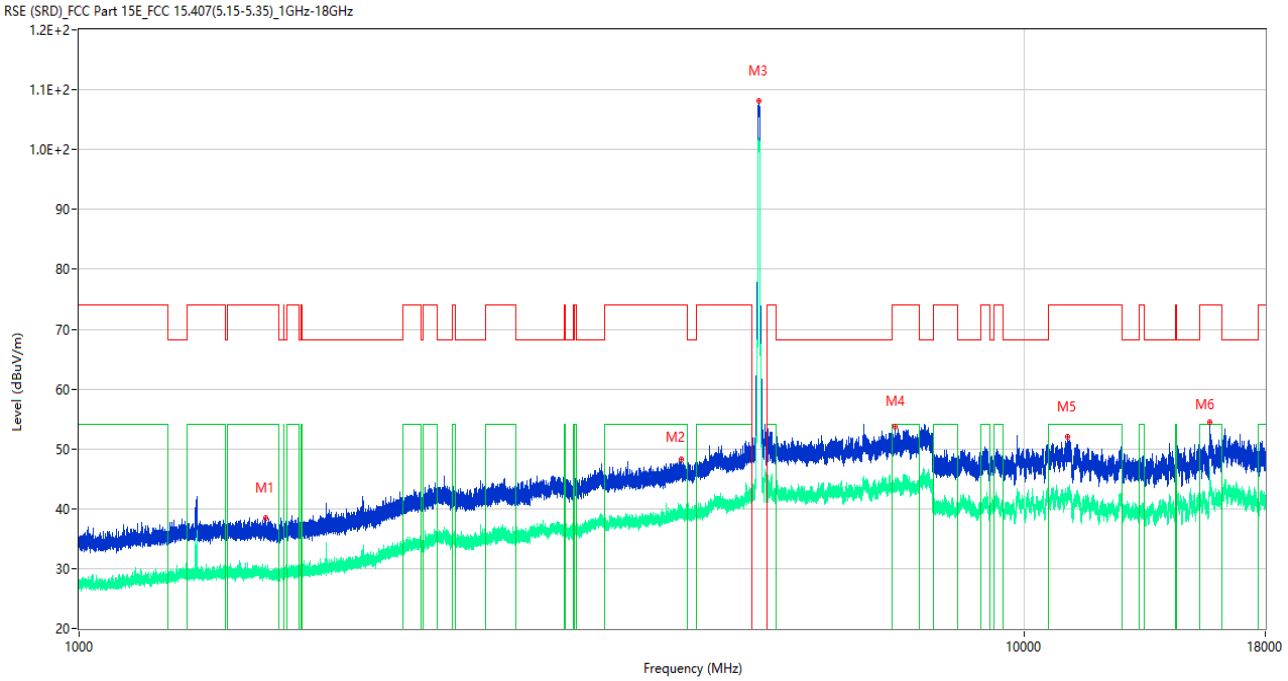

No.	Frequency (MHz)	Results (dBuV/m)	Factor (dB)	Limit (dBuV/m)	Margin (dB)	Detector	Table (Degree)	Height (cm)	Antenna	Verdict
1	1574.200	38.53	-16.49	74.0	35.47	Peak	360.00	400	Horizontal	Pass
1**	1574.200	30.15	-16.49	54.0	23.85	AV	360.00	400	Horizontal	Pass
2	4339.000	48.22	-4.16	74.0	25.78	Peak	117.00	300	Horizontal	Pass
2**	4339.000	39.57	-4.16	54.0	14.43	AV	117.00	300	Horizontal	Pass
3	5243.250	108.23	-1.86	--	--	Peak	52.00	100	Horizontal	N/A
3**	5243.250	100.61	-1.86	--	--	AV	52.00	100	Horizontal	N/A
4	7307.250	53.70	0.48	74.0	20.30	Peak	117.00	200	Horizontal	Pass
4**	7307.250	43.65	0.48	54.0	10.35	AV	117.00	200	Horizontal	Pass
5	11117.901	52.07	-0.99	74.0	21.93	Peak	360.00	200	Horizontal	Pass
5**	11117.901	42.56	-0.99	54.0	11.44	AV	360.00	200	Horizontal	Pass
6	15720.188	54.40	-0.04	74.0	19.60	Peak	360.00	300	Horizontal	Pass
6**	15720.188	45.39	-0.04	54.0	8.61	AV	360.00	300	Horizontal	Pass

11a, U-NII-1, 1 GHz to 18 GHz, High Channel, ANT V

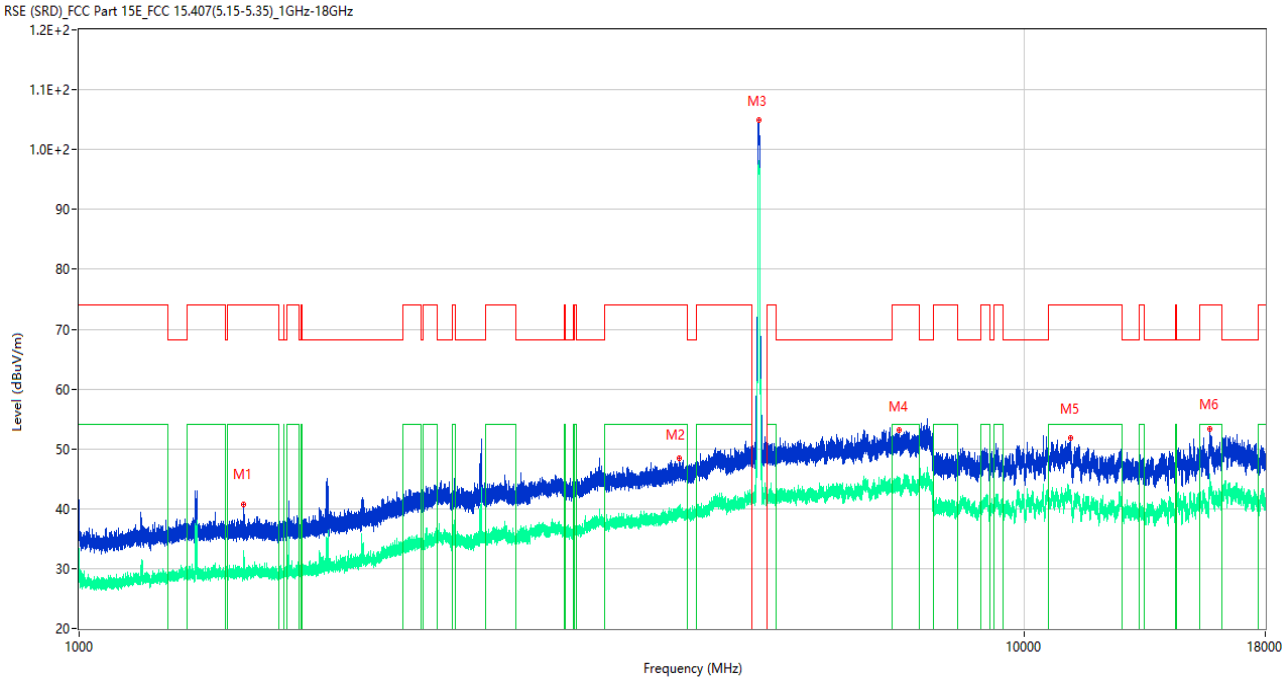

No.	Frequency (MHz)	Results (dBuV/m)	Factor (dB)	Limit (dBuV/m)	Margin (dB)	Detector	Table (Degree)	Height (cm)	Antenna	Verdict
1	1494.000	40.77	-16.90	74.0	33.23	Peak	360.00	400	Vertical	Pass
1**	1494.000	28.66	-16.90	54.0	25.34	AV	360.00	400	Vertical	Pass
2	4315.500	48.42	-4.01	74.0	25.58	Peak	360.00	100	Vertical	Pass
2**	4315.500	39.60	-4.01	54.0	14.40	AV	360.00	100	Vertical	Pass
3	5244.750	105.02	-1.90	--	--	Peak	226.00	150	Vertical	N/A
3**	5244.750	97.39	-1.90	--	--	AV	226.00	150	Vertical	N/A
4	7368.250	53.15	0.34	74.0	20.85	Peak	26.00	300	Vertical	Pass
4**	7368.250	43.37	0.34	54.0	10.63	AV	26.00	300	Vertical	Pass
5	11199.600	51.78	-1.79	74.0	22.22	Peak	360.00	200	Vertical	Pass
5**	11199.600	41.60	-1.79	54.0	12.40	AV	360.00	200	Vertical	Pass
6	15728.588	53.40	0.08	74.0	20.60	Peak	360.00	400	Vertical	Pass
6**	15728.588	44.21	0.08	54.0	9.79	AV	360.00	400	Vertical	Pass

11n20, U-NII-1, 1 GHz to 18 GHz, Low Channel, ANT H

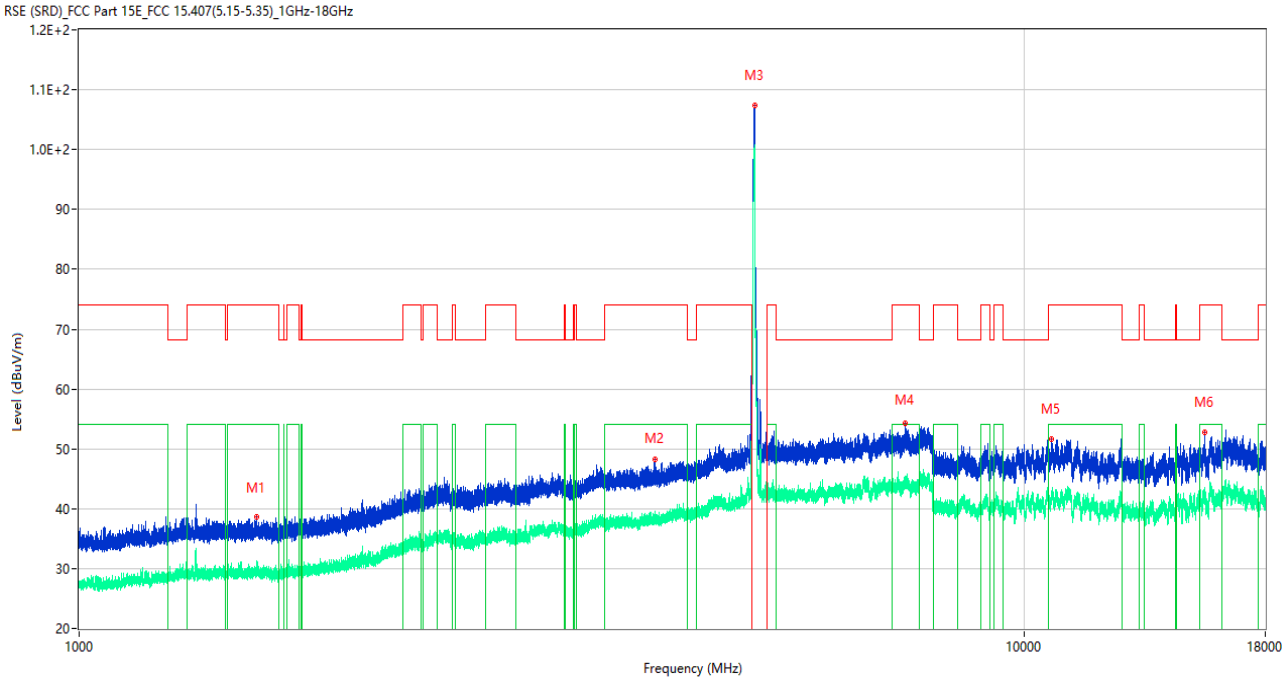

No.	Frequency (MHz)	Results (dBuV/m)	Factor (dB)	Limit (dBuV/m)	Margin (dB)	Detector	Table (Degree)	Height (cm)	Antenna	Verdict
1	1541.700	38.62	-16.48	74.0	35.38	Peak	271.00	200	Horizontal	Pass
1**	1541.700	28.79	-16.48	54.0	25.21	AV	271.00	200	Horizontal	Pass
2	4066.500	48.22	-5.00	74.0	25.78	Peak	319.00	100	Horizontal	Pass
2**	4066.500	38.05	-5.00	54.0	15.95	AV	319.00	100	Horizontal	Pass
3	5184.250	107.40	-1.37	--	--	Peak	49.00	150	Horizontal	N/A
3**	5184.250	100.20	-1.37	--	--	AV	49.00	150	Horizontal	N/A
4	7491.750	54.27	1.25	74.0	19.73	Peak	265.00	400	Horizontal	Pass
4**	7491.750	44.09	1.25	54.0	9.91	AV	265.00	400	Horizontal	Pass
5	10692.775	51.72	-2.52	74.0	22.28	Peak	1.00	150	Horizontal	Pass
5**	10692.775	42.31	-2.52	54.0	11.69	AV	1.00	150	Horizontal	Pass
6	15543.000	52.76	-1.18	74.0	21.24	Peak	1.00	200	Horizontal	Pass
6**	15543.000	42.40	-1.18	54.0	11.60	AV	1.00	200	Horizontal	Pass

11n20, U-NII-1, 1 GHz to 18 GHz, Low Channel, ANT V

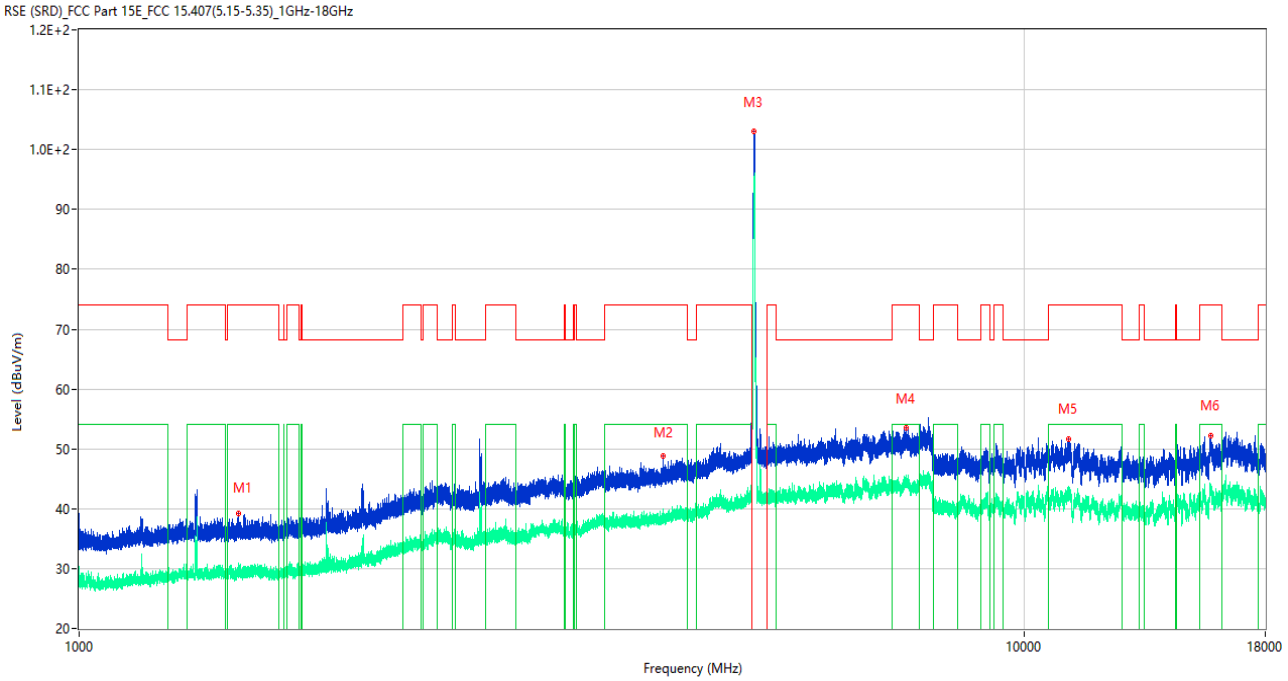

No.	Frequency (MHz)	Results (dBuV/m)	Factor (dB)	Limit (dBuV/m)	Margin (dB)	Detector	Table (Degree)	Height (cm)	Antenna	Verdict
1	1476.200	39.20	-16.51	74.0	34.80	Peak	47.00	100	Vertical	Pass
1**	1476.200	28.57	-16.51	54.0	25.43	AV	47.00	100	Vertical	Pass
2	4148.000	48.80	-5.20	74.0	25.20	Peak	197.00	400	Vertical	Pass
2**	4148.000	39.86	-5.20	54.0	14.14	AV	197.00	400	Vertical	Pass
3	5181.000	102.98	-1.12	--	--	Peak	223.00	150	Vertical	N/A
3**	5181.000	95.38	-1.12	--	--	AV	223.00	150	Vertical	N/A
4	7502.000	53.50	1.00	74.0	20.50	Peak	236.00	100	Vertical	Pass
4**	7502.000	44.06	1.00	54.0	9.94	AV	236.00	100	Vertical	Pass
5	11133.575	51.66	-0.97	74.0	22.34	Peak	252.00	200	Vertical	Pass
5**	11133.575	42.23	-0.97	54.0	11.77	AV	252.00	200	Vertical	Pass
6	15759.037	52.23	0.13	74.0	21.77	Peak	360.00	200	Vertical	Pass
6**	15759.037	42.61	0.13	54.0	11.39	AV	360.00	200	Vertical	Pass

11n20, U-NII-1, 1 GHz to 18 GHz, Middle Channel, ANT H

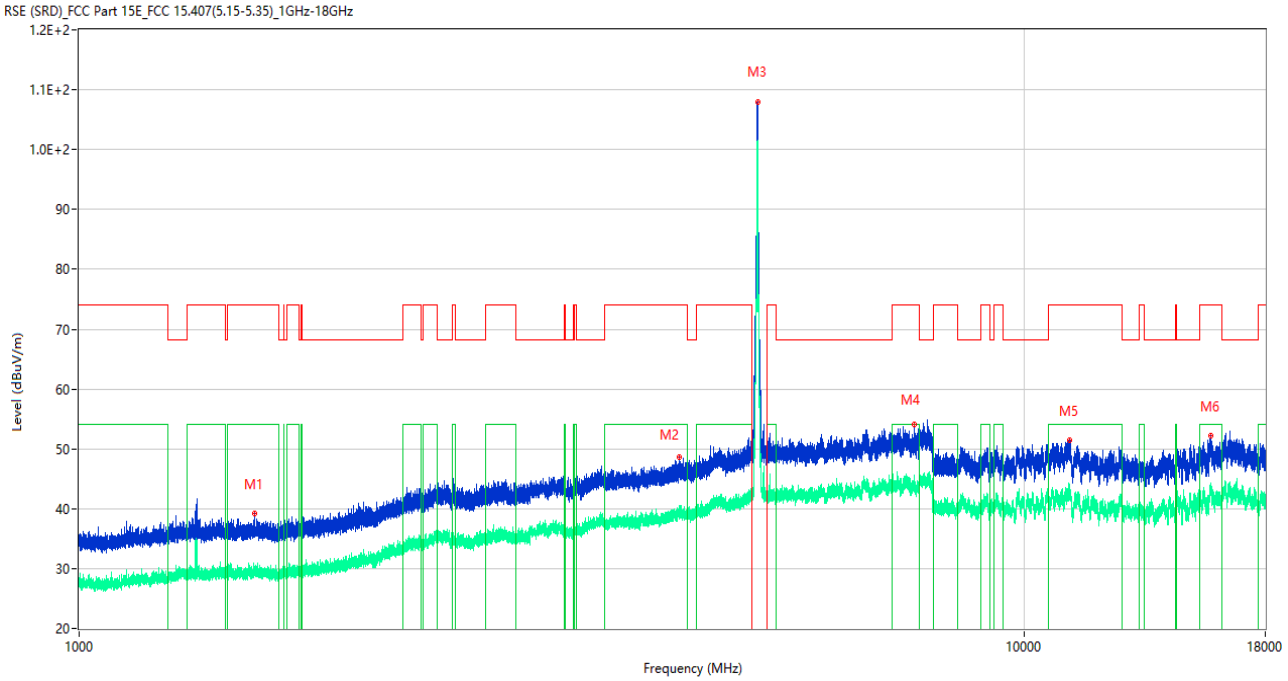

No.	Frequency (MHz)	Results (dBuV/m)	Factor (dB)	Limit (dBuV/m)	Margin (dB)	Detector	Table (Degree)	Height (cm)	Antenna	Verdict
1	1532.000	39.12	-16.53	74.0	34.88	Peak	211.00	400	Horizontal	Pass
1**	1532.000	29.41	-16.53	54.0	24.59	AV	211.00	400	Horizontal	Pass
2	4317.000	48.56	-4.00	74.0	25.44	Peak	83.00	300	Horizontal	Pass
2**	4317.000	39.28	-4.00	54.0	14.72	AV	83.00	300	Horizontal	Pass
3	5224.250	107.95	-1.99	--	--	Peak	44.00	150	Horizontal	N/A
3**	5224.250	100.80	-1.99	--	--	AV	44.00	150	Horizontal	N/A
4	7646.250	54.13	0.83	74.0	19.87	Peak	96.00	400	Horizontal	Pass
4**	7646.250	43.92	0.83	54.0	10.08	AV	96.00	400	Horizontal	Pass
5	11184.638	51.38	-1.54	74.0	22.62	Peak	5.00	200	Horizontal	Pass
5**	11184.638	43.34	-1.54	54.0	10.66	AV	5.00	200	Horizontal	Pass
6	15766.651	52.12	-0.08	74.0	21.88	Peak	96.00	100	Horizontal	Pass
6**	15766.651	43.13	-0.08	54.0	10.87	AV	96.00	100	Horizontal	Pass

11n20, U-NII-1, 1 GHz to 18 GHz, Middle Channel, ANT V

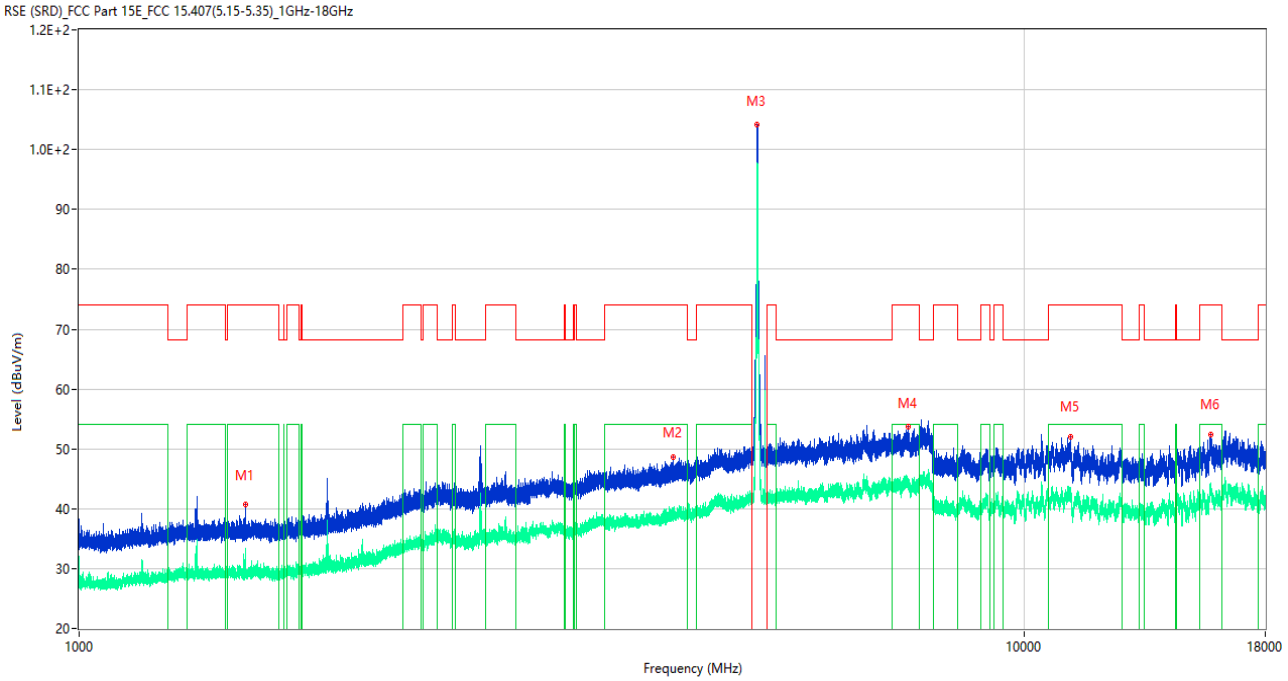

No.	Frequency (MHz)	Results (dBuV/m)	Factor (dB)	Limit (dBuV/m)	Margin (dB)	Detector	Table (Degree)	Height (cm)	Antenna	Verdict
1	1498.500	40.70	-16.60	74.0	33.30	Peak	312.00	100	Vertical	Pass
1**	1498.500	31.42	-16.60	54.0	22.58	AV	312.00	100	Vertical	Pass
2	4257.500	48.58	-4.18	74.0	25.42	Peak	109.00	100	Vertical	Pass
2**	4257.500	39.02	-4.18	54.0	14.98	AV	109.00	100	Vertical	Pass
3	5215.500	104.25	-1.95	--	--	Peak	223.00	200	Vertical	N/A
3**	5215.500	95.66	-1.95	--	--	AV	223.00	200	Vertical	N/A
4	7532.000	53.69	2.05	74.0	20.31	Peak	236.00	200	Vertical	Pass
4**	7532.000	43.55	2.05	54.0	10.45	AV	236.00	200	Vertical	Pass
5	11204.825	52.03	-1.92	74.0	21.97	Peak	241.00	150	Vertical	Pass
5**	11204.825	42.38	-1.92	54.0	11.62	AV	241.00	150	Vertical	Pass
6	15744.600	52.44	0.30	74.0	21.56	Peak	31.00	400	Vertical	Pass
6**	15744.600	42.82	0.30	54.0	11.18	AV	31.00	400	Vertical	Pass

11n20, U-NII-1, 1 GHz to 18 GHz, High Channel, ANT H

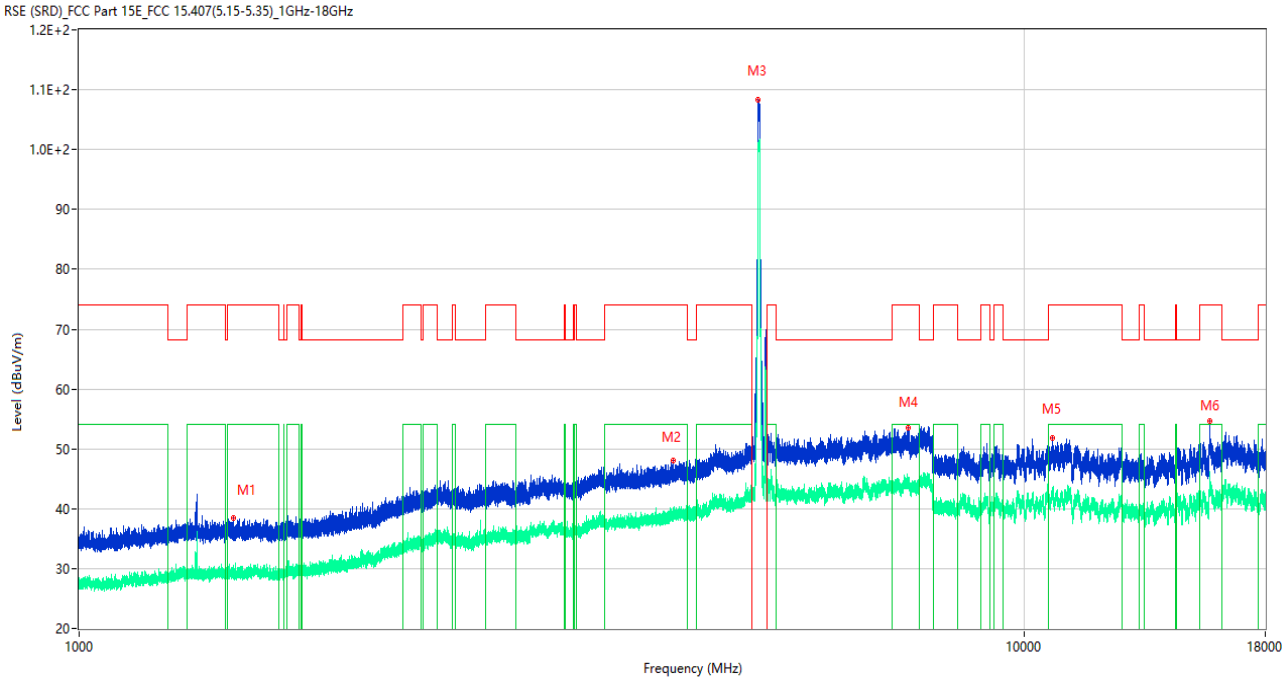

No.	Frequency (MHz)	Results (dBuV/m)	Factor (dB)	Limit (dBuV/m)	Margin (dB)	Detector	Table (Degree)	Height (cm)	Antenna	Verdict
1	1455.600	38.39	-16.71	74.0	35.61	Peak	81.00	100	Horizontal	Pass
1**	1455.600	29.23	-16.71	54.0	24.77	AV	81.00	100	Horizontal	Pass
2	4248.750	48.07	-4.42	74.0	25.93	Peak	360.00	300	Horizontal	Pass
2**	4248.750	38.34	-4.42	54.0	15.66	AV	360.00	300	Horizontal	Pass
3	5233.250	108.29	-1.74	--	--	Peak	47.00	150	Horizontal	N/A
3**	5233.250	100.26	-1.74	--	--	AV	47.00	150	Horizontal	N/A
4	7534.000	53.57	2.27	74.0	20.43	Peak	360.00	200	Horizontal	Pass
4**	7534.000	44.23	2.27	54.0	9.77	AV	360.00	200	Horizontal	Pass
5	10705.125	51.76	-2.36	74.0	22.24	Peak	215.00	100	Horizontal	Pass
5**	10705.125	41.50	-2.36	54.0	12.50	AV	215.00	100	Horizontal	Pass
6	15723.862	54.59	0.01	74.0	19.41	Peak	360.00	200	Horizontal	Pass
6**	15723.862	45.29	0.01	54.0	8.71	AV	360.00	200	Horizontal	Pass

11n20, U-NII-1, 1 GHz to 18 GHz, High Channel, ANT V

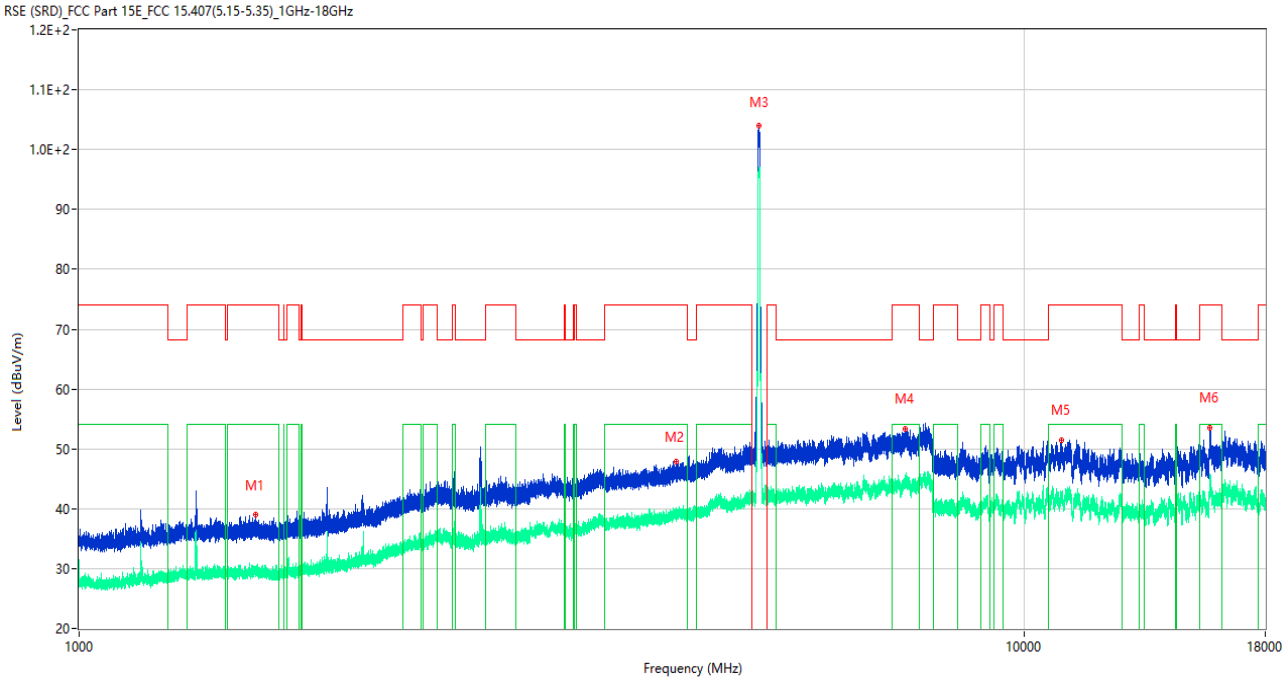

No.	Frequency (MHz)	Results (dBuV/m)	Factor (dB)	Limit (dBuV/m)	Margin (dB)	Detector	Table (Degree)	Height (cm)	Antenna	Verdict
1	1535.700	38.98	-16.49	74.0	35.02	Peak	180.00	200	Vertical	Pass
1**	1535.700	30.39	-16.49	54.0	23.61	AV	180.00	200	Vertical	Pass
2	4289.000	47.94	-4.20	74.0	26.06	Peak	360.00	300	Vertical	Pass
2**	4289.000	39.01	-4.20	54.0	14.99	AV	360.00	300	Vertical	Pass
3	5245.000	103.94	-1.90	--	--	Peak	223.00	200	Vertical	N/A
3**	5245.000	96.46	-1.90	--	--	AV	223.00	200	Vertical	N/A
4	7491.500	53.39	1.25	74.0	20.61	Peak	265.00	400	Vertical	Pass
4**	7491.500	43.51	1.25	54.0	10.49	AV	265.00	400	Vertical	Pass
5	10962.099	51.50	-2.29	74.0	22.50	Peak	360.00	100	Vertical	Pass
5**	10962.099	41.73	-2.29	54.0	12.27	AV	360.00	100	Vertical	Pass
6	15724.387	53.52	0.02	74.0	20.48	Peak	353.00	300	Vertical	Pass
6**	15724.387	44.71	0.02	54.0	9.29	AV	353.00	300	Vertical	Pass

11n40, U-NII-1, 1 GHz to 18 GHz, Low Channel, ANT H

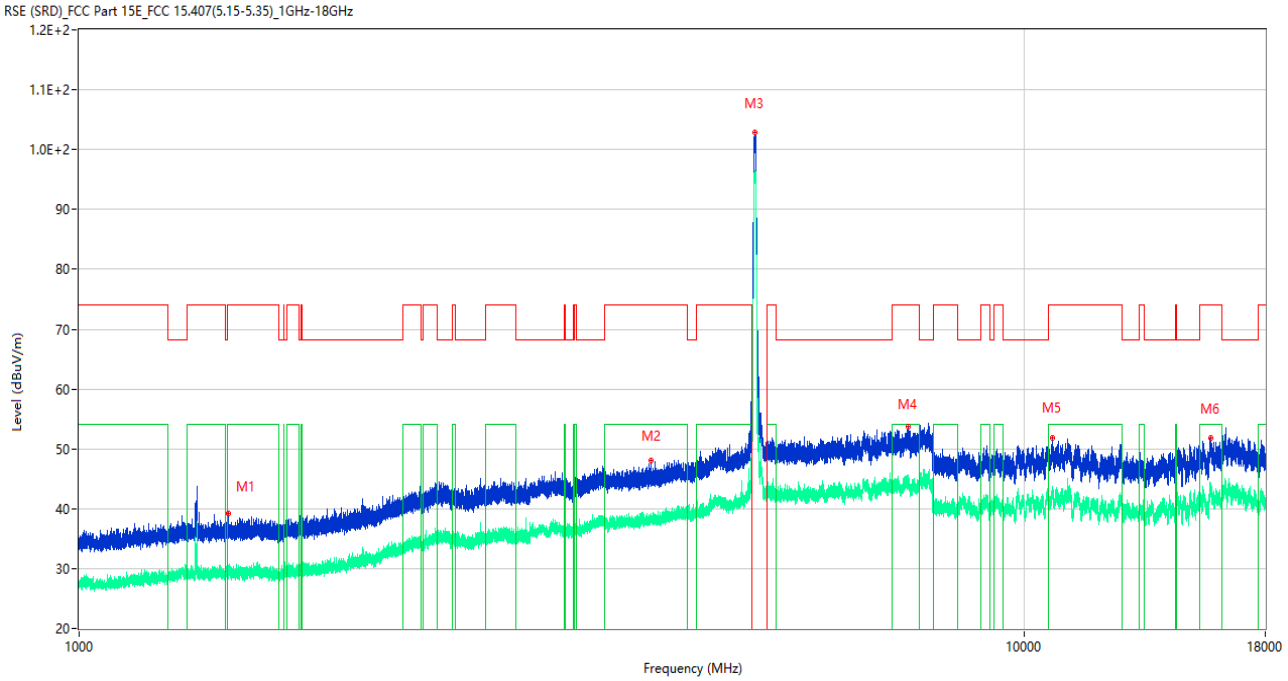

No.	Frequency (MHz)	Results (dBuV/m)	Factor (dB)	Limit (dBuV/m)	Margin (dB)	Detector	Table (Degree)	Height (cm)	Antenna	Verdict
1	1439.700	39.14	-16.61	74.0	34.86	Peak	278.00	300	Horizontal	Pass
1**	1439.700	29.36	-16.61	54.0	24.64	AV	278.00	300	Horizontal	Pass
2	4026.500	48.05	-5.18	74.0	25.95	Peak	309.00	200	Horizontal	Pass
2**	4026.500	38.66	-5.18	54.0	15.34	AV	309.00	200	Horizontal	Pass
3	5193.000	102.78	-2.04	--	--	Peak	36.00	100	Horizontal	N/A
3**	5193.000	96.36	-2.04	--	--	AV	36.00	100	Horizontal	N/A
4	7537.750	53.76	2.13	74.0	20.24	Peak	153.00	300	Horizontal	Pass
4**	7537.750	44.58	2.13	54.0	9.42	AV	153.00	300	Horizontal	Pass
5	10724.362	51.87	-2.05	74.0	22.13	Peak	360.00	150	Horizontal	Pass
5**	10724.362	42.06	-2.05	54.0	11.94	AV	360.00	150	Horizontal	Pass
6	15746.700	51.75	0.33	74.0	22.25	Peak	130.00	100	Horizontal	Pass
6**	15746.700	43.52	0.33	54.0	10.48	AV	130.00	100	Horizontal	Pass

11n40, U-NII-1, 1 GHz to 18 GHz, Low Channel, ANT V

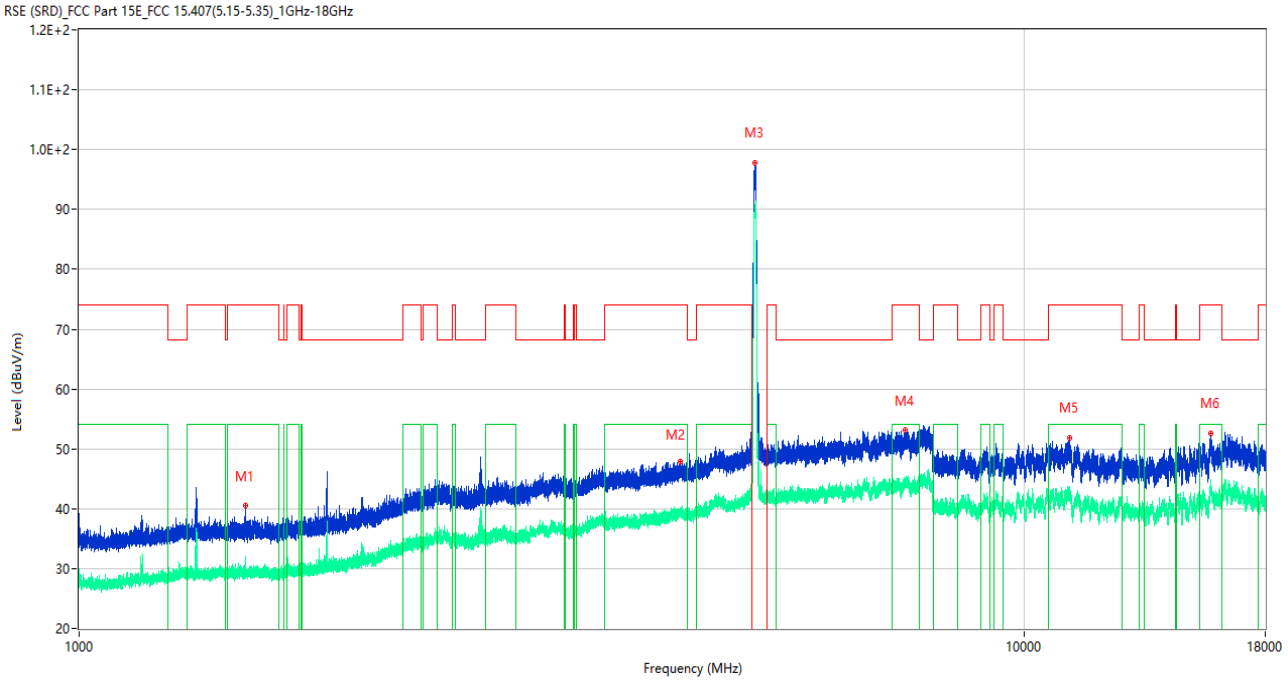

No.	Frequency (MHz)	Results (dBuV/m)	Factor (dB)	Limit (dBuV/m)	Margin (dB)	Detector	Table (Degree)	Height (cm)	Antenna	Verdict
1	1498.600	40.48	-16.60	74.0	33.52	Peak	346.00	300	Vertical	Pass
1**	1498.600	28.88	-16.60	54.0	25.12	AV	346.00	300	Vertical	Pass
2	4324.000	47.79	-4.24	74.0	26.21	Peak	360.00	300	Vertical	Pass
2**	4324.000	39.90	-4.24	54.0	14.10	AV	360.00	300	Vertical	Pass
3	5196.000	97.79	-2.17	--	--	Peak	226.00	200	Vertical	N/A
3**	5196.000	89.71	-2.17	--	--	AV	226.00	200	Vertical	N/A
4	7476.250	53.06	1.90	74.0	20.94	Peak	360.00	200	Vertical	Pass
4**	7476.250	44.64	1.90	54.0	9.36	AV	360.00	200	Vertical	Pass
5	11186.537	51.86	-1.57	74.0	22.14	Peak	205.00	100	Vertical	Pass
5**	11186.537	42.49	-1.57	54.0	11.51	AV	205.00	100	Vertical	Pass
6	15748.537	52.60	0.35	74.0	21.40	Peak	145.00	100	Vertical	Pass
6**	15748.537	43.24	0.35	54.0	10.76	AV	145.00	100	Vertical	Pass

11n40, U-NII-1, 1 GHz to 18 GHz, High Channel, ANT H

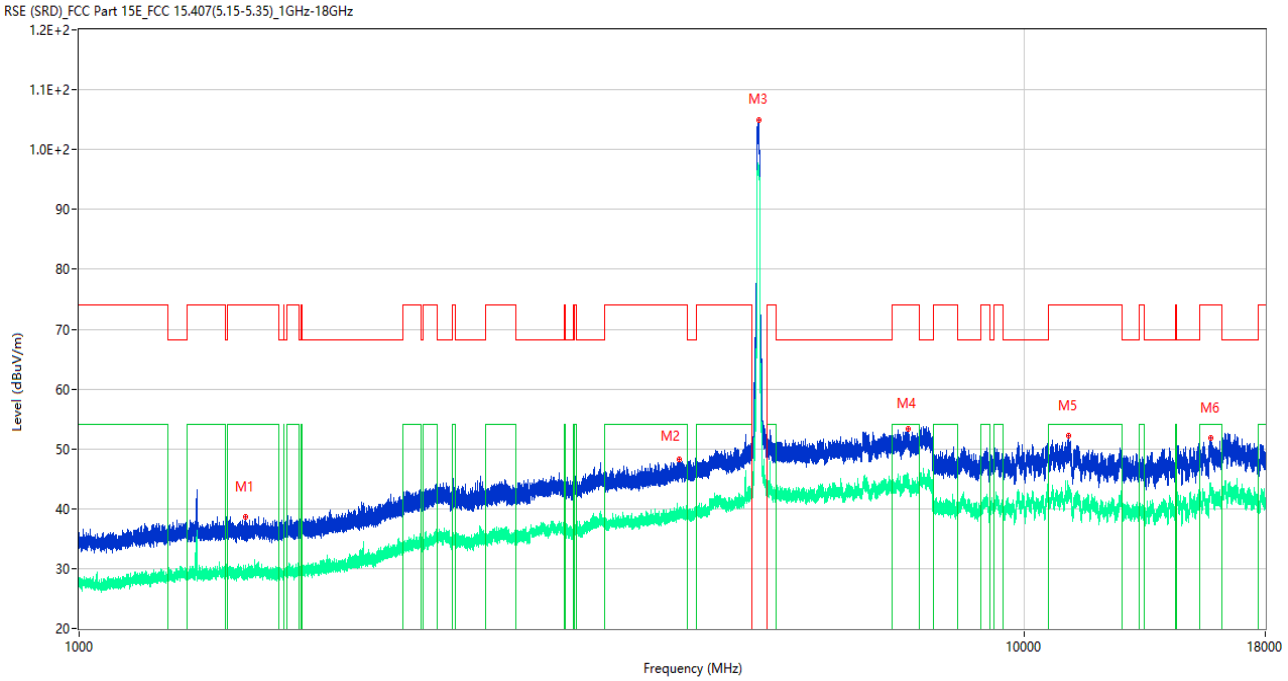

No.	Frequency (MHz)	Results (dBuV/m)	Factor (dB)	Limit (dBuV/m)	Margin (dB)	Detector	Table (Degree)	Height (cm)	Antenna	Verdict
1	1498.700	38.70	-16.60	74.0	35.30	Peak	174.00	200	Horizontal	Pass
1**	1498.700	28.74	-16.60	54.0	25.26	AV	174.00	200	Horizontal	Pass
2	4312.750	48.21	-3.99	74.0	25.79	Peak	182.00	300	Horizontal	Pass
2**	4312.750	39.24	-3.99	54.0	14.76	AV	182.00	300	Horizontal	Pass
3	5238.500	104.86	-1.80	--	-60.86	Peak	44.00	100	Horizontal	N/A
3**	5238.500	97.13	-1.80	--	-97.13	AV	44.00	100	Horizontal	N/A
4	7535.250	53.41	2.30	74.0	20.59	Peak	153.00	300	Horizontal	Pass
4**	7535.250	43.93	2.30	54.0	10.07	AV	153.00	300	Horizontal	Pass
5	11136.187	52.20	-0.96	74.0	21.80	Peak	360.00	100	Horizontal	Pass
5**	11136.187	43.17	-0.96	54.0	10.83	AV	360.00	100	Horizontal	Pass
6	15751.425	51.83	0.33	74.0	22.17	Peak	360.00	400	Horizontal	Pass
6**	15751.425	43.32	0.33	54.0	10.68	AV	360.00	400	Horizontal	Pass

11n40, U-NII-1, 1 GHz to 18 GHz, High Channel, ANT V

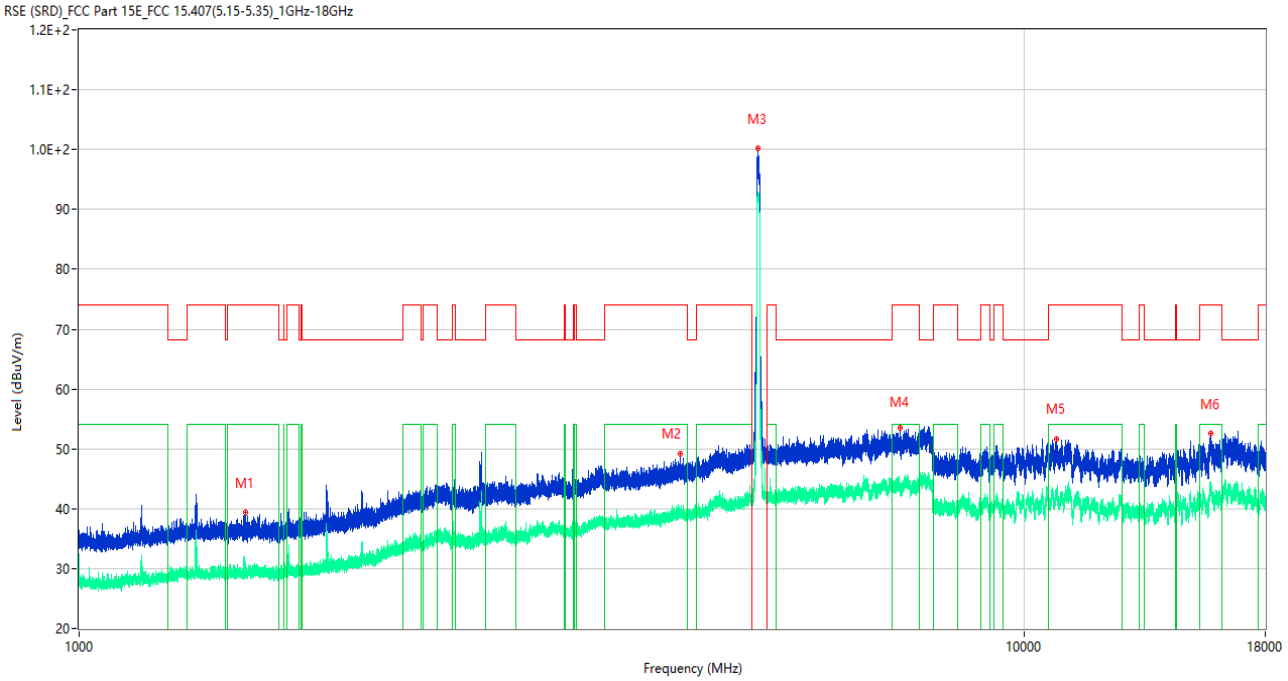

No.	Frequency (MHz)	Results (dBuV/m)	Factor (dB)	Limit (dBuV/m)	Margin (dB)	Detector	Table (Degree)	Height (cm)	Antenna	Verdict
1	1499.200	39.31	-16.61	74.0	34.69	Peak	338.00	100	Vertical	Pass
1**	1499.200	29.83	-16.61	54.0	24.17	AV	338.00	100	Vertical	Pass
2	4329.500	49.19	-4.34	74.0	24.81	Peak	270.00	100	Vertical	Pass
2**	4329.500	39.27	-4.34	54.0	14.73	AV	270.00	100	Vertical	Pass
3	5227.250	100.18	-2.09	--	--	Peak	231.00	150	Vertical	N/A
3**	5227.250	92.30	-2.09	--	--	AV	231.00	150	Vertical	N/A
4	7394.250	53.53	0.88	74.0	20.47	Peak	360.00	200	Vertical	Pass
4**	7394.250	43.72	0.88	54.0	10.28	AV	360.00	200	Vertical	Pass
5	10821.262	51.71	-2.51	74.0	22.29	Peak	360.00	100	Vertical	Pass
5**	10821.262	42.31	-2.51	54.0	11.69	AV	360.00	100	Vertical	Pass
6	15761.925	52.54	0.05	74.0	21.46	Peak	360.00	300	Vertical	Pass
6**	15761.925	42.51	0.05	54.0	11.49	AV	360.00	300	Vertical	Pass

11ac20, U-NII-1, 1 GHz to 18 GHz, Low Channel, ANT H

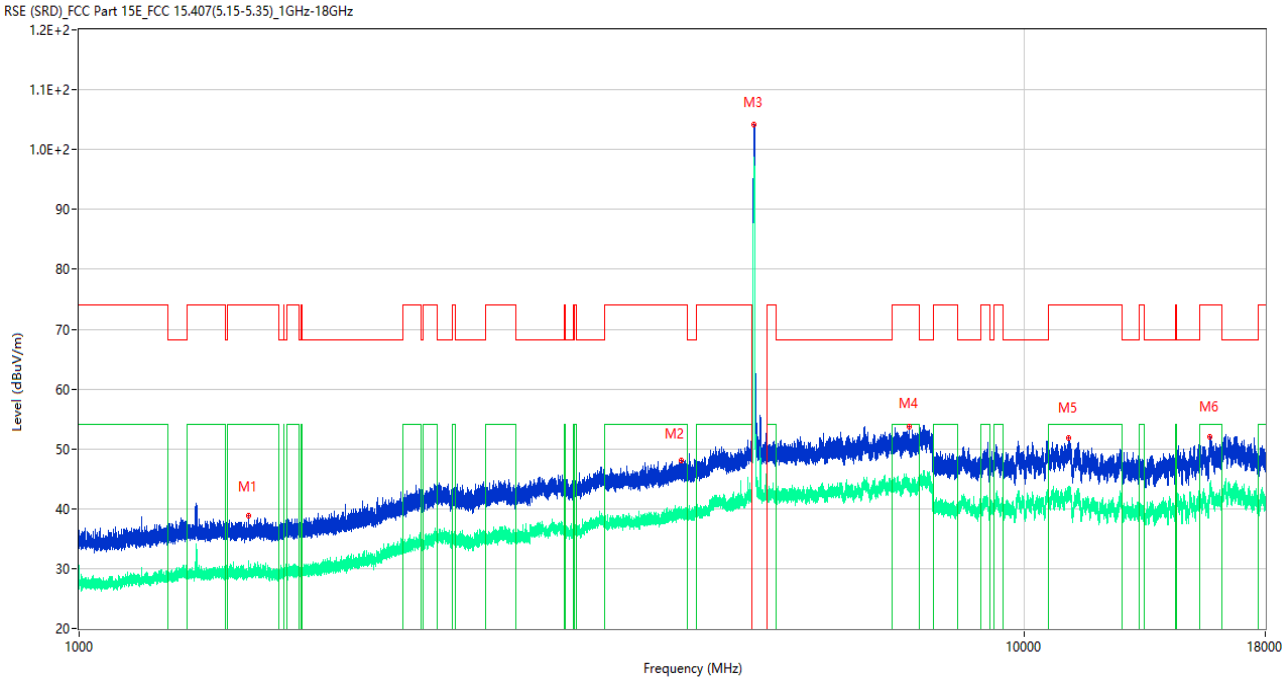

No.	Frequency (MHz)	Results (dBuV/m)	Factor (dB)	Limit (dBuV/m)	Margin (dB)	Detector	Table (Degree)	Height (cm)	Antenna	Verdict
1	1512.400	38.79	-16.45	74.0	35.21	Peak	0.00	200	Horizontal	Pass
1**	1512.400	29.29	-16.45	54.0	24.71	AV	0.00	200	Horizontal	Pass
2	4342.500	48.15	-4.06	74.0	25.85	Peak	106.00	400	Horizontal	Pass
2**	4342.500	38.81	-4.06	54.0	15.19	AV	106.00	400	Horizontal	Pass
3	5182.000	104.20	-1.13	--	--	Peak	52.00	100	Horizontal	N/A
3**	5182.000	96.68	-1.13	--	--	AV	52.00	100	Horizontal	N/A
4	7558.750	53.62	1.08	74.0	20.38	Peak	0.00	200	Horizontal	Pass
4**	7558.750	43.61	1.08	54.0	10.39	AV	0.00	200	Horizontal	Pass
5	11136.663	51.89	-0.96	74.0	22.11	Peak	231.00	150	Horizontal	Pass
5**	11136.663	42.48	-0.96	54.0	11.52	AV	231.00	150	Horizontal	Pass
6	15741.975	52.07	0.26	74.0	21.93	Peak	360.00	400	Horizontal	Pass
6**	15741.975	43.18	0.26	54.0	10.82	AV	360.00	400	Horizontal	Pass

11ac20, U-NII-1, 1 GHz to 18 GHz, Low Channel, ANT V

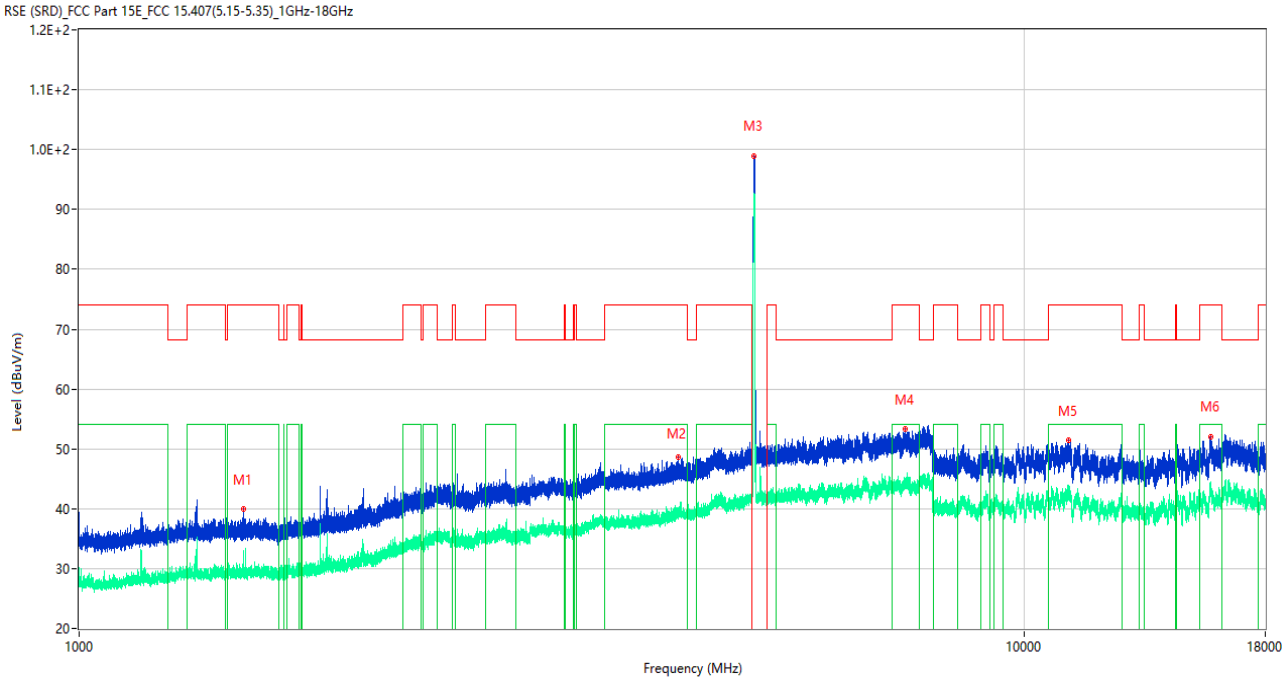

No.	Frequency (MHz)	Results (dBuV/m)	Factor (dB)	Limit (dBuV/m)	Margin (dB)	Detector	Table (Degree)	Height (cm)	Antenna	Verdict
1	1492.900	39.87	-16.84	74.0	34.13	Peak	0.00	100	Vertical	Pass
1**	1492.900	29.31	-16.84	54.0	24.69	AV	0.00	100	Vertical	Pass
2	4304.250	48.67	-3.98	74.0	25.33	Peak	0.00	200	Vertical	Pass
2**	4304.250	38.75	-3.98	54.0	15.25	AV	0.00	200	Vertical	Pass
3	5183.500	98.97	-1.24	--	--	Peak	223.00	150	Vertical	N/A
3**	5183.500	91.66	-1.24	--	--	AV	223.00	150	Vertical	N/A
4	7493.750	53.30	1.26	74.0	20.70	Peak	0.00	100	Vertical	Pass
4**	7493.750	44.30	1.26	54.0	9.70	AV	0.00	100	Vertical	Pass
5	11135.713	51.40	-0.97	74.0	22.60	Peak	213.00	150	Vertical	Pass
5**	11135.713	42.69	-0.97	54.0	11.31	AV	213.00	150	Vertical	Pass
6	15748.537	52.08	0.35	74.0	21.92	Peak	257.00	100	Vertical	Pass
6**	15748.537	43.14	0.35	54.0	10.86	AV	257.00	100	Vertical	Pass

11ac20, U-NII-1, 1 GHz to 18 GHz, Middle Channel, ANT H

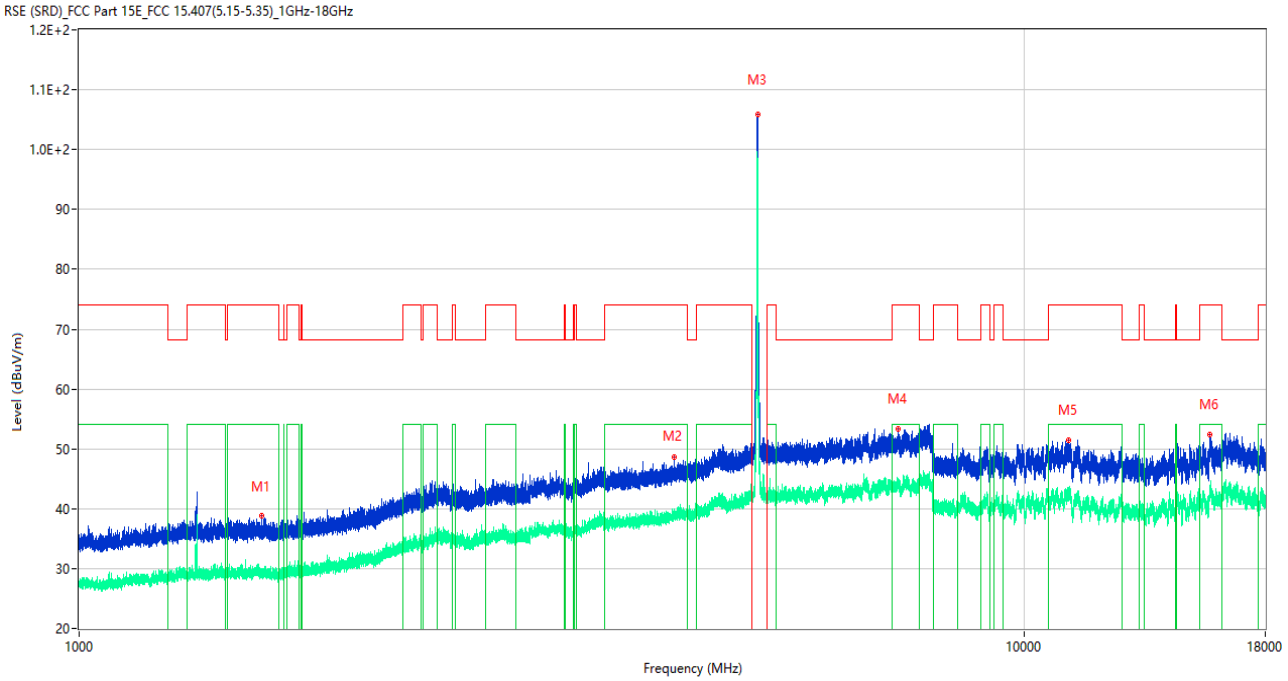

No.	Frequency (MHz)	Results (dBuV/m)	Factor (dB)	Limit (dBuV/m)	Margin (dB)	Detector	Table (Degree)	Height (cm)	Antenna	Verdict
1	1559.300	38.76	-16.78	74.0	35.24	Peak	0.00	100	Horizontal	Pass
1**	1559.300	28.98	-16.78	54.0	25.02	AV	0.00	100	Horizontal	Pass
2	4265.250	48.54	-3.81	74.0	25.46	Peak	226.00	400	Horizontal	Pass
2**	4265.250	38.91	-3.81	54.0	15.09	AV	226.00	400	Horizontal	Pass
3	5225.000	105.81	-2.01	--	--	Peak	52.00	100	Horizontal	N/A
3**	5225.000	98.14	-2.01	--	--	AV	52.00	100	Horizontal	N/A
4	7353.250	53.36	0.90	74.0	20.64	Peak	132.00	200	Horizontal	Pass
4**	7353.250	44.84	0.90	54.0	9.16	AV	132.00	200	Horizontal	Pass
5	11135.475	51.50	-0.97	74.0	22.50	Peak	0.00	100	Horizontal	Pass
5**	11135.475	42.02	-0.97	54.0	11.98	AV	0.00	100	Horizontal	Pass
6	15725.700	52.48	0.04	74.0	21.52	Peak	360.00	400	Horizontal	Pass
6**	15725.700	43.68	0.04	54.0	10.32	AV	360.00	400	Horizontal	Pass

11ac20, U-NII-1, 1 GHz to 18 GHz, Middle Channel, ANT V

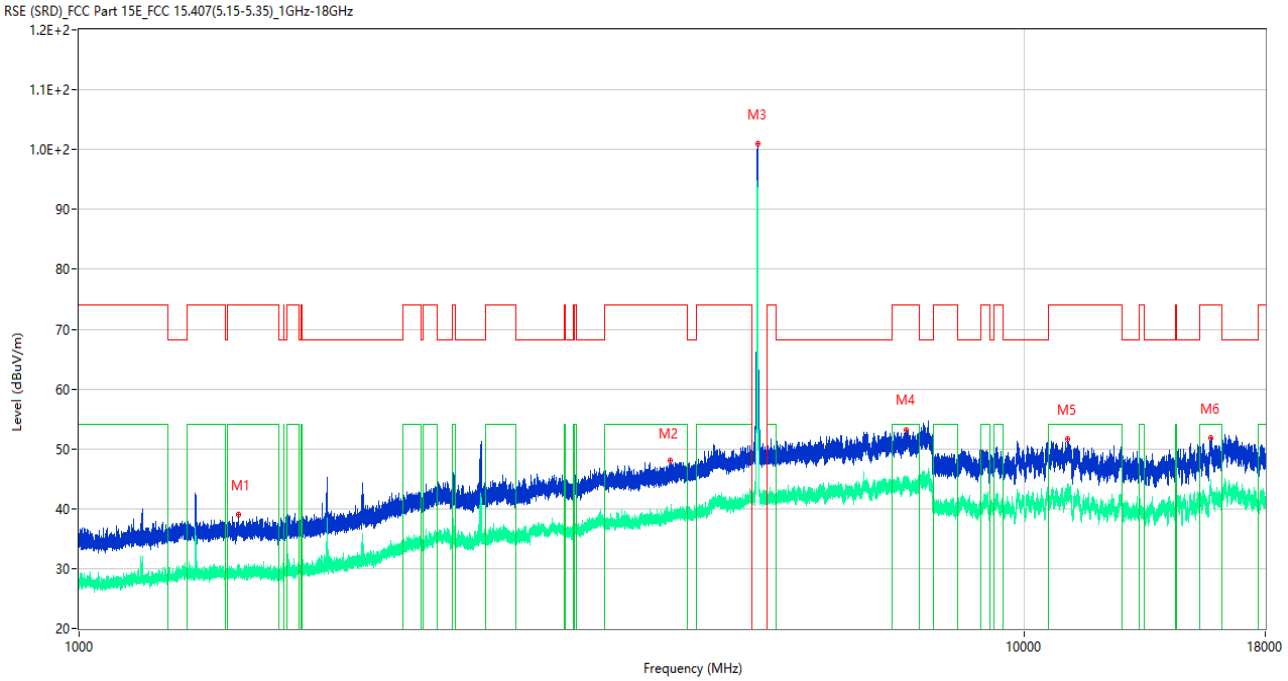

No.	Frequency (MHz)	Results (dBuV/m)	Factor (dB)	Limit (dBuV/m)	Margin (dB)	Detector	Table (Degree)	Height (cm)	Antenna	Verdict
1	1475.300	39.04	-16.45	74.0	34.96	Peak	309.00	400	Vertical	Pass
1**	1475.300	30.41	-16.45	54.0	23.59	AV	309.00	400	Vertical	Pass
2	4220.500	48.04	-4.57	74.0	25.96	Peak	345.00	300	Vertical	Pass
2**	4220.500	39.14	-4.57	54.0	14.86	AV	345.00	300	Vertical	Pass
3	5222.750	100.90	-1.98	--	--	Peak	228.00	100	Vertical	N/A
3**	5222.750	92.48	-1.98	--	--	AV	228.00	100	Vertical	N/A
4	7509.750	53.18	1.77	74.0	20.82	Peak	0.00	100	Vertical	Pass
4**	7509.750	44.42	1.77	54.0	9.58	AV	0.00	100	Vertical	Pass
5	11129.062	51.57	-0.97	74.0	22.43	Peak	29.00	100	Vertical	Pass
5**	11129.062	42.80	-0.97	54.0	11.20	AV	29.00	100	Vertical	Pass
6	15754.838	51.77	0.24	74.0	22.23	Peak	0.00	300	Vertical	Pass
6**	15754.838	42.61	0.24	54.0	11.39	AV	0.00	300	Vertical	Pass

11ac20, U-NII-1, 1 GHz to 18 GHz, High Channel, ANT H

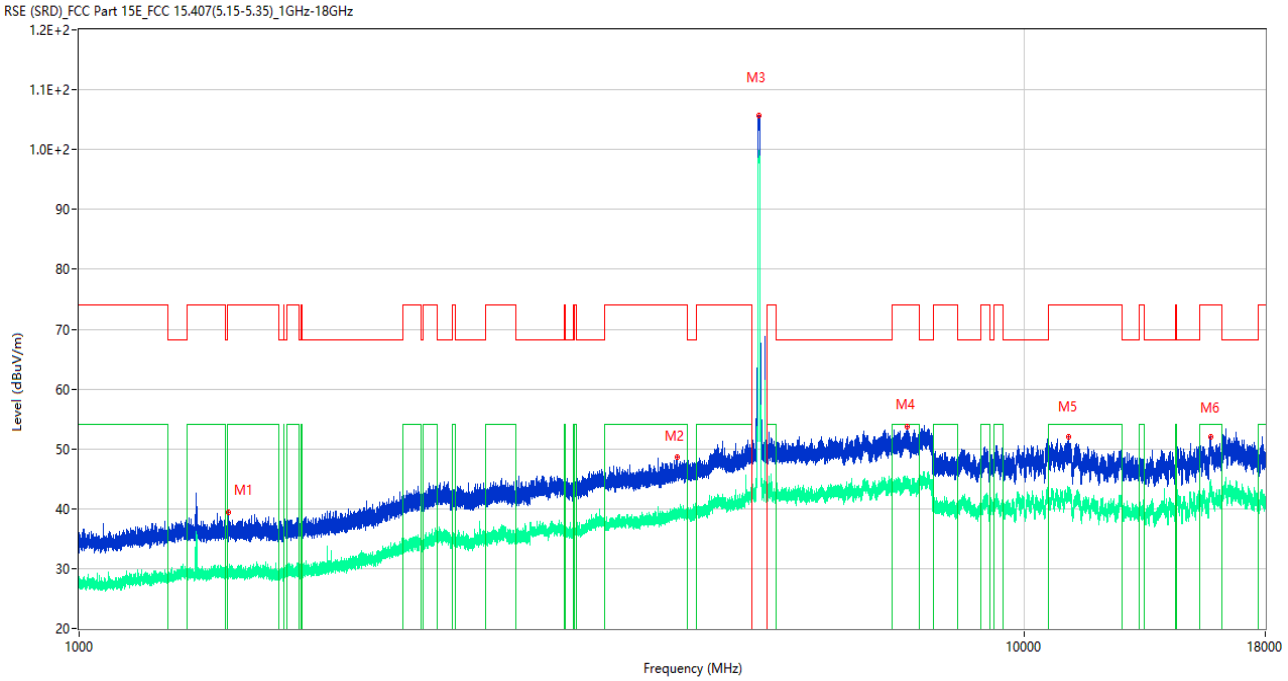

No.	Frequency (MHz)	Results (dBuV/m)	Factor (dB)	Limit (dBuV/m)	Margin (dB)	Detector	Table (Degree)	Height (cm)	Antenna	Verdict
1	1440.400	39.38	-16.53	74.0	34.62	Peak	226.00	400	Horizontal	Pass
1**	1440.400	29.36	-16.53	54.0	24.64	AV	226.00	400	Horizontal	Pass
2	4297.000	48.54	-4.02	74.0	25.46	Peak	360.00	400	Horizontal	Pass
2**	4297.000	39.53	-4.02	54.0	14.47	AV	360.00	400	Horizontal	Pass
3	5246.750	105.72	-1.91	--	--	Peak	49.00	100	Horizontal	N/A
3**	5246.750	99.00	-1.91	--	--	AV	49.00	100	Horizontal	N/A
4	7518.500	53.64	1.99	74.0	20.36	Peak	283.00	100	Horizontal	Pass
4**	7518.500	44.11	1.99	54.0	9.89	AV	283.00	100	Horizontal	Pass
5	11141.175	52.05	-0.96	74.0	21.95	Peak	223.00	200	Horizontal	Pass
5**	11141.175	42.17	-0.96	54.0	11.83	AV	223.00	200	Horizontal	Pass
6	15761.401	51.95	0.06	74.0	22.05	Peak	130.00	200	Horizontal	Pass
6**	15761.401	43.45	0.06	54.0	10.55	AV	130.00	200	Horizontal	Pass

11ac20, U-NII-1, 1 GHz to 18 GHz, High Channel, ANT V

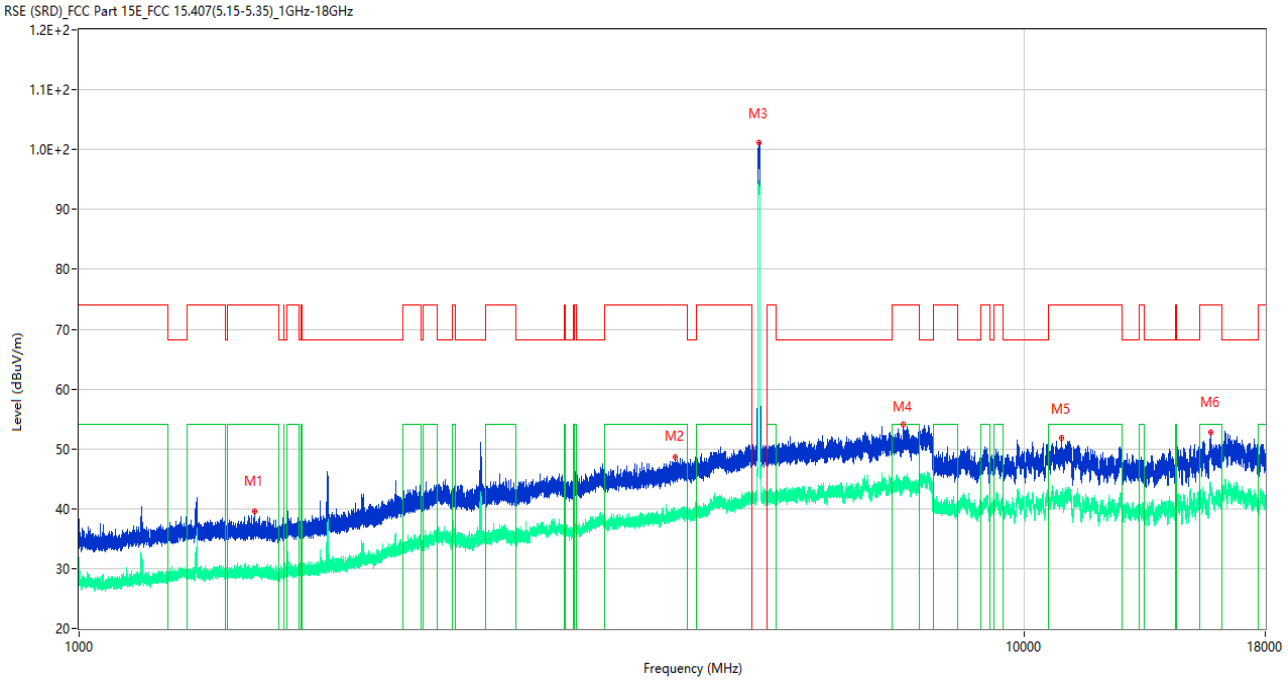

No.	Frequency (MHz)	Results (dBuV/m)	Factor (dB)	Limit (dBuV/m)	Margin (dB)	Detector	Table (Degree)	Height (cm)	Antenna	Verdict
1	1535.400	39.66	-16.48	74.0	34.34	Peak	211.00	100	Vertical	Pass
1**	1535.400	28.96	-16.48	54.0	25.04	AV	211.00	100	Vertical	Pass
2	4274.500	48.59	-4.13	74.0	25.41	Peak	189.00	100	Vertical	Pass
2**	4274.500	37.95	-4.13	54.0	16.05	AV	189.00	100	Vertical	Pass
3	5244.250	101.16	-1.89	--	--	Peak	228.00	200	Vertical	N/A
3**	5244.250	93.21	-1.89	--	--	AV	228.00	200	Vertical	N/A
4	7454.250	54.01	1.45	74.0	19.99	Peak	137.00	400	Vertical	Pass
4**	7454.250	44.52	1.45	54.0	9.48	AV	137.00	400	Vertical	Pass
5	10965.425	51.79	-2.23	74.0	22.21	Peak	81.00	200	Vertical	Pass
5**	10965.425	41.79	-2.23	54.0	12.21	AV	81.00	200	Vertical	Pass
6	15758.513	52.77	0.14	74.0	21.23	Peak	360.00	400	Vertical	Pass
6**	15758.513	43.20	0.14	54.0	10.80	AV	360.00	400	Vertical	Pass

11ac40, U-NII-1, 1 GHz to 18 GHz, Low Channel, ANT H

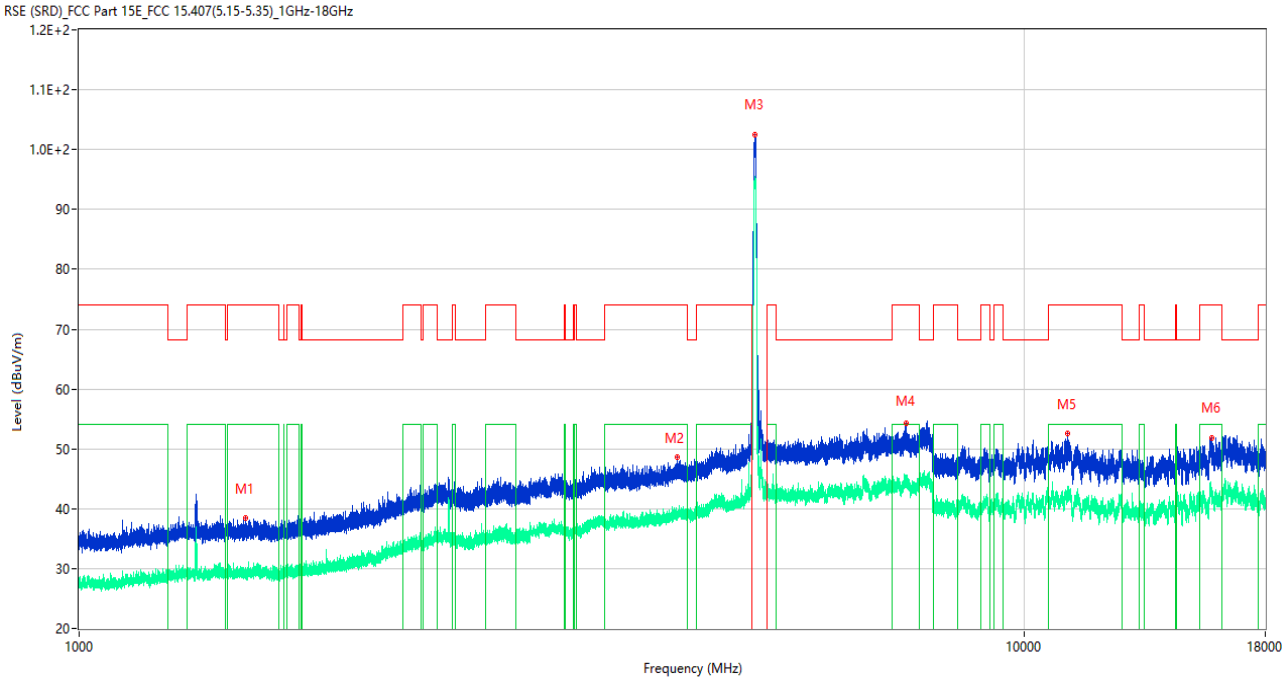

No.	Frequency (MHz)	Results (dBuV/m)	Factor (dB)	Limit (dBuV/m)	Margin (dB)	Detector	Table (Degree)	Height (cm)	Antenna	Verdict
1	1499.300	38.42	-16.61	74.0	35.58	Peak	304.00	100	Horizontal	Pass
1**	1499.300	29.23	-16.61	54.0	24.77	AV	304.00	100	Horizontal	Pass
2	4292.000	48.54	-4.04	74.0	25.46	Peak	254.00	100	Horizontal	Pass
2**	4292.000	39.34	-4.04	54.0	14.66	AV	254.00	100	Horizontal	Pass
3	5193.250	102.54	-2.05	--	--	Peak	47.00	150	Horizontal	N/A
3**	5193.250	94.78	-2.05	--	--	AV	47.00	150	Horizontal	N/A
4	7509.750	54.34	1.77	74.0	19.66	Peak	360.00	100	Horizontal	Pass
4**	7509.750	44.70	1.77	54.0	9.30	AV	360.00	100	Horizontal	Pass
5	11122.413	52.49	-0.98	74.0	21.51	Peak	360.00	100	Horizontal	Pass
5**	11122.413	42.41	-0.98	54.0	11.59	AV	360.00	100	Horizontal	Pass
6	15784.762	51.88	-0.58	74.0	22.12	Peak	262.00	400	Horizontal	Pass
6**	15784.762	42.77	-0.58	54.0	11.23	AV	262.00	400	Horizontal	Pass

11ac40, U-NII-1, 1 GHz to 18 GHz, Low Channel, ANT V

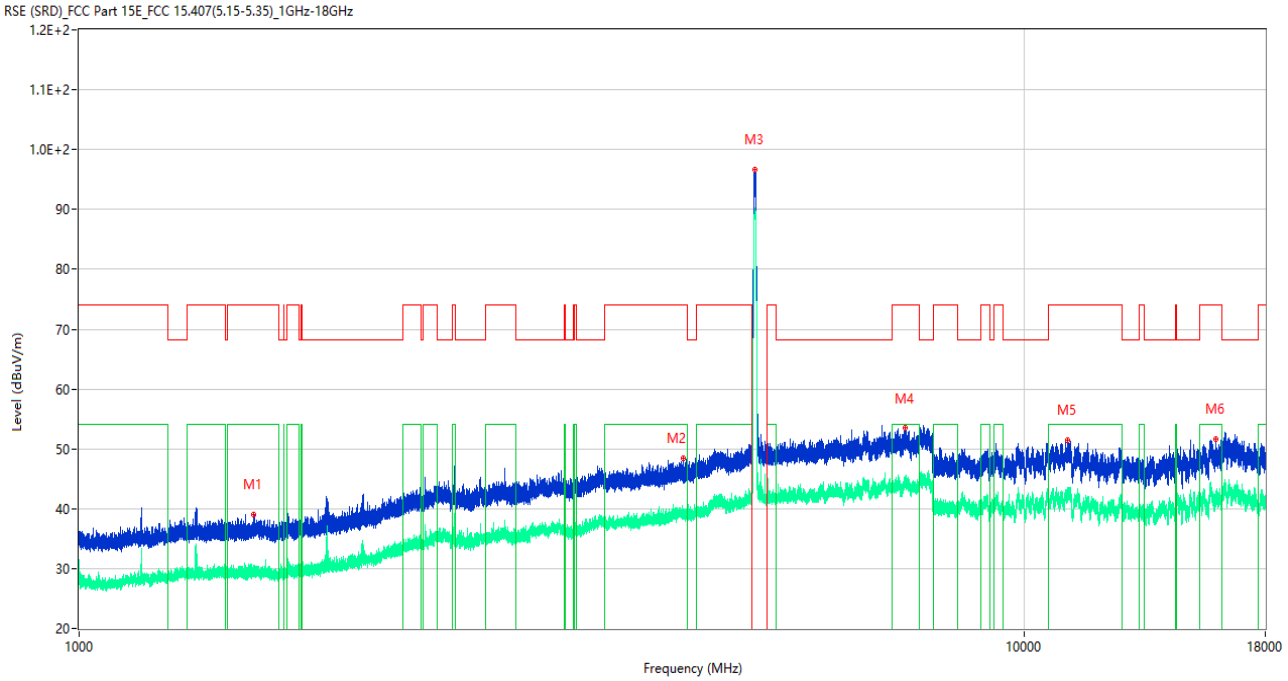

No.	Frequency (MHz)	Results (dBuV/m)	Factor (dB)	Limit (dBuV/m)	Margin (dB)	Detector	Table (Degree)	Height (cm)	Antenna	Verdict
1	1529.100	39.09	-16.66	74.0	34.91	Peak	79.00	100	Vertical	Pass
1**	1529.100	30.09	-16.66	54.0	23.91	AV	79.00	100	Vertical	Pass
2	4361.000	48.36	-4.02	74.0	25.64	Peak	73.00	300	Vertical	Pass
2**	4361.000	38.40	-4.02	54.0	15.60	AV	73.00	300	Vertical	Pass
3	5193.750	96.67	-2.08	--	--	Peak	228.00	150	Vertical	N/A
3**	5193.750	89.17	-2.08	--	--	AV	228.00	150	Vertical	N/A
4	7486.500	53.62	1.44	74.0	20.38	Peak	73.00	300	Vertical	Pass
4**	7486.500	45.19	1.44	54.0	8.81	AV	73.00	300	Vertical	Pass
5	11127.162	51.44	-0.98	74.0	22.56	Peak	8.00	150	Vertical	Pass
5**	11127.162	42.51	-0.98	54.0	11.49	AV	8.00	150	Vertical	Pass
6	15942.787	51.67	-0.79	74.0	22.33	Peak	55.00	100	Vertical	Pass
6**	15942.787	41.48	-0.79	54.0	12.52	AV	55.00	100	Vertical	Pass

11ac40, U-NII-1, 1 GHz to 18 GHz, High Channel, ANT H

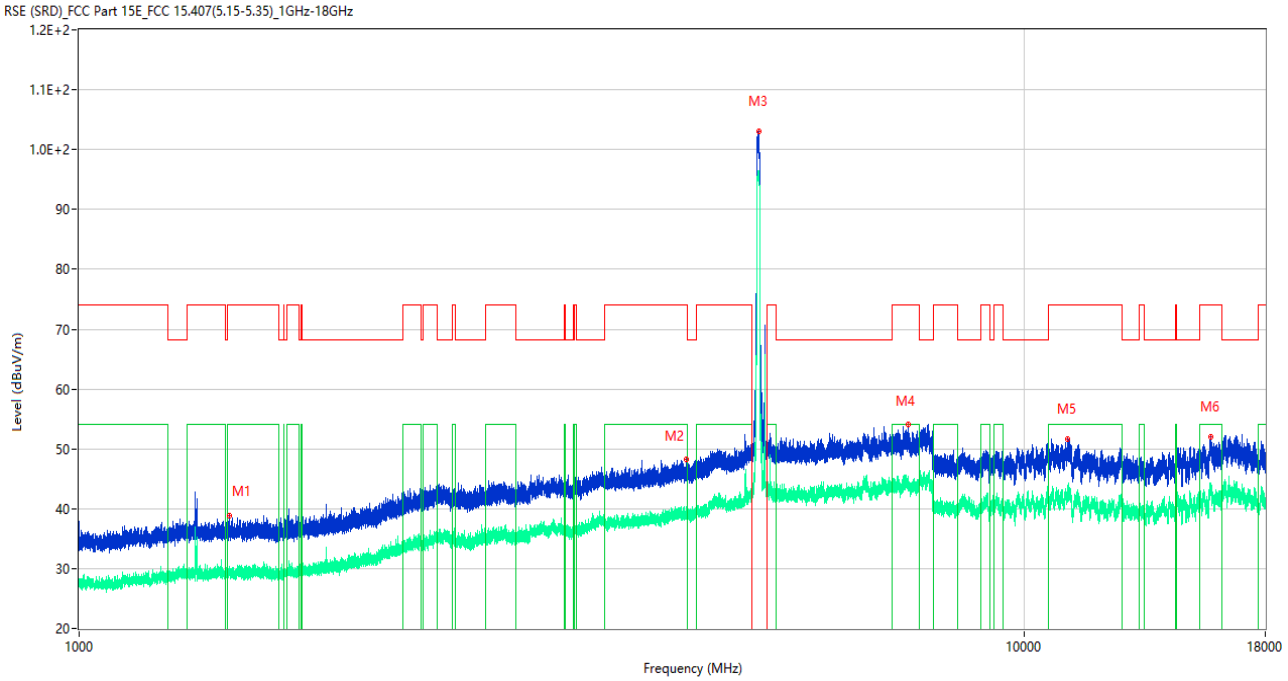

No.	Frequency (MHz)	Results (dBuV/m)	Factor (dB)	Limit (dBuV/m)	Margin (dB)	Detector	Table (Degree)	Height (cm)	Antenna	Verdict
1	1442.000	38.88	-16.45	74.0	35.12	Peak	338.00	200	Horizontal	Pass
1**	1442.000	29.74	-16.45	54.0	24.26	AV	338.00	200	Horizontal	Pass
2	4391.250	48.28	-4.15	74.0	25.72	Peak	125.00	300	Horizontal	Pass
2**	4391.250	38.41	-4.15	54.0	15.59	AV	125.00	300	Horizontal	Pass
3	5240.250	103.07	-1.82	--	--	Peak	54.00	100	Horizontal	N/A
3**	5240.250	95.19	-1.82	--	--	AV	54.00	100	Horizontal	N/A
4	7542.000	54.08	2.07	74.0	19.92	Peak	163.00	400	Horizontal	Pass
4**	7542.000	44.51	2.07	54.0	9.49	AV	163.00	400	Horizontal	Pass
5	11126.213	51.64	-0.98	74.0	22.36	Peak	174.00	100	Horizontal	Pass
5**	11126.213	42.30	-0.98	54.0	11.70	AV	174.00	100	Horizontal	Pass
6	15765.075	52.04	-0.04	74.0	21.96	Peak	355.00	400	Horizontal	Pass
6**	15765.075	43.21	-0.04	54.0	10.79	AV	355.00	400	Horizontal	Pass

11ac40, U-NII-1, 1 GHz to 18 GHz, High Channel, ANT V

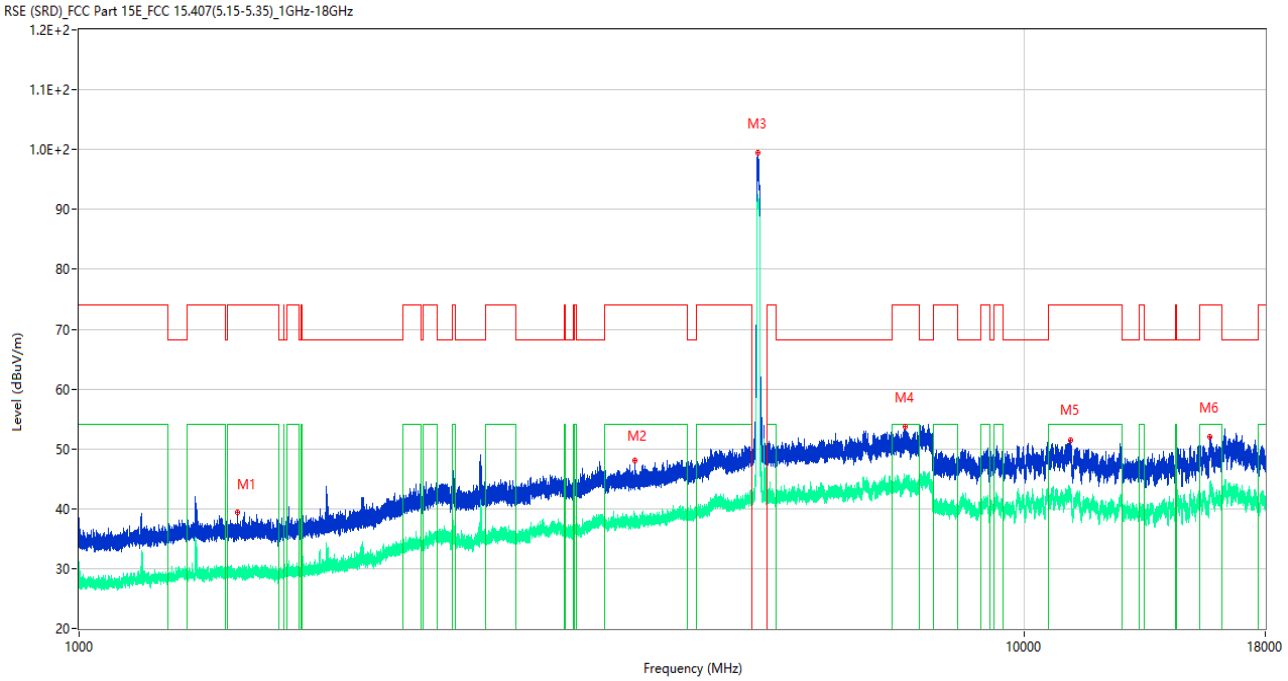

No.	Frequency (MHz)	Results (dBuV/m)	Factor (dB)	Limit (dBuV/m)	Margin (dB)	Detector	Table (Degree)	Height (cm)	Antenna	Verdict
1	1471.200	39.46	-16.43	74.0	34.54	Peak	229.00	400	Vertical	Pass
1**	1471.200	29.07	-16.43	54.0	24.93	AV	229.00	400	Vertical	Pass
2	3875.000	48.15	-5.28	74.0	25.85	Peak	73.00	100	Vertical	Pass
2**	3875.000	37.49	-5.28	54.0	16.51	AV	73.00	100	Vertical	Pass
3	5226.500	99.43	-2.06	--	--	Peak	228.00	100	Vertical	N/A
3**	5226.500	91.89	-2.06	--	--	AV	228.00	100	Vertical	N/A
4	7476.500	53.62	1.83	74.0	20.38	Peak	332.00	200	Vertical	Pass
4**	7476.500	44.26	1.83	54.0	9.74	AV	332.00	200	Vertical	Pass
5	11190.100	51.52	-1.63	74.0	22.48	Peak	314.00	100	Vertical	Pass
5**	11190.100	43.40	-1.63	54.0	10.60	AV	314.00	100	Vertical	Pass
6	15738.825	51.97	0.22	74.0	22.03	Peak	278.00	400	Vertical	Pass
6**	15738.825	43.08	0.22	54.0	10.92	AV	278.00	400	Vertical	Pass

11ac80, U-NII-1, 1 GHz to 18 GHz, Middle Channel, ANT H

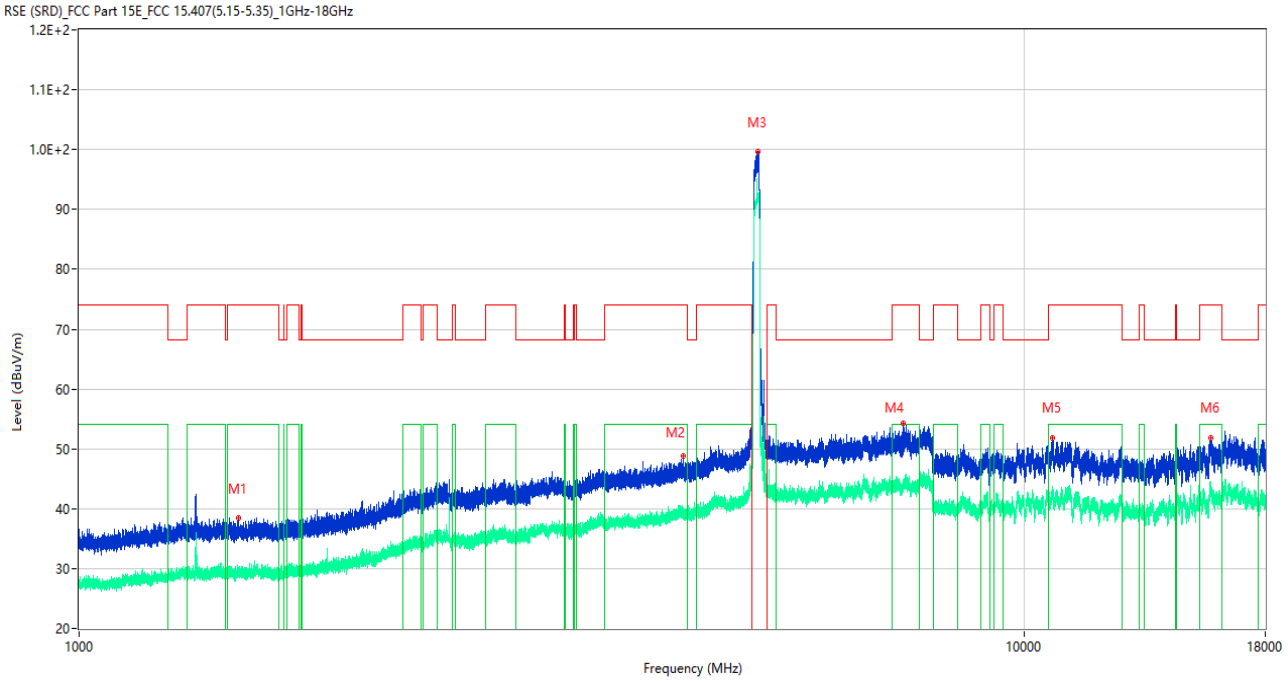

No.	Frequency (MHz)	Results (dBuV/m)	Factor (dB)	Limit (dBuV/m)	Margin (dB)	Detector	Table (Degree)	Height (cm)	Antenna	Verdict
1	1474.100	38.43	-16.43	74.0	35.57	Peak	35.00	200	Horizontal	Pass
1**	1474.100	29.25	-16.43	54.0	24.75	AV	35.00	200	Horizontal	Pass
2	4363.750	48.76	-4.01	74.0	25.24	Peak	163.00	300	Horizontal	Pass
2**	4363.750	39.41	-4.01	54.0	14.59	AV	163.00	300	Horizontal	Pass
3	5225.000	99.60	-2.01	--	--	Peak	21.00	150	Horizontal	N/A
3**	5225.000	91.73	-2.01	--	--	AV	21.00	150	Horizontal	N/A
4	7452.500	54.23	1.28	74.0	19.77	Peak	345.00	200	Horizontal	Pass
4**	7452.500	43.51	1.28	54.0	10.49	AV	345.00	200	Horizontal	Pass
5	10715.099	51.90	-2.20	74.0	22.10	Peak	31.00	150	Horizontal	Pass
5**	10715.099	42.44	-2.20	54.0	11.56	AV	31.00	150	Horizontal	Pass
6	15747.488	51.87	0.34	74.0	22.13	Peak	280.00	100	Horizontal	Pass
6**	15747.488	44.07	0.34	54.0	9.93	AV	280.00	100	Horizontal	Pass

11ac80, U-NII-1, 1 GHz to 18 GHz, Middle Channel, ANT V

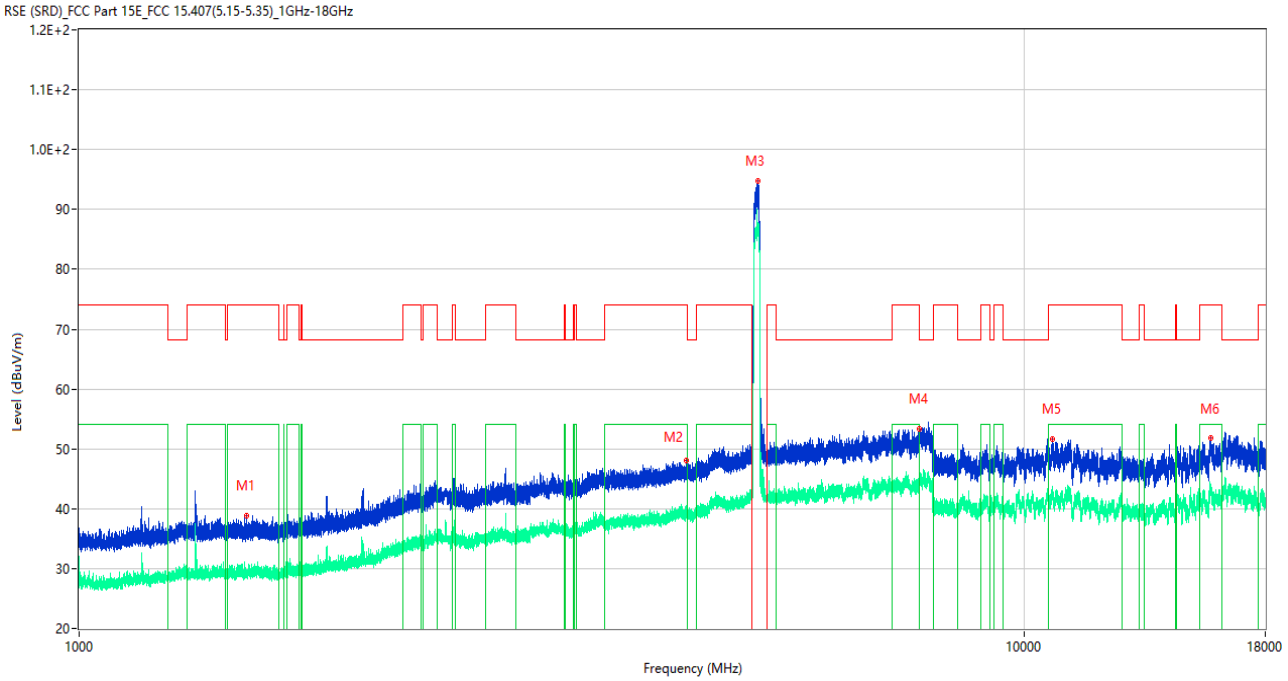

No.	Frequency (MHz)	Results (dBuV/m)	Factor (dB)	Limit (dBuV/m)	Margin (dB)	Detector	Table (Degree)	Height (cm)	Antenna	Verdict
1	1503.700	38.88	-16.70	74.0	35.12	Peak	86.00	300	Vertical	Pass
1**	1503.700	29.89	-16.70	54.0	24.11	AV	86.00	300	Vertical	Pass
2	4393.750	47.98	-4.08	74.0	26.02	Peak	31.00	200	Vertical	Pass
2**	4393.750	39.70	-4.08	54.0	14.30	AV	31.00	200	Vertical	Pass
3	5222.500	94.69	-1.98	--	--	Peak	228.00	150	Vertical	N/A
3**	5222.500	87.85	-1.98	--	--	AV	228.00	150	Vertical	N/A
4	7748.000	53.39	1.52	74.0	20.61	Peak	44.00	100	Vertical	Pass
4**	7748.000	44.84	1.52	54.0	9.16	AV	44.00	100	Vertical	Pass
5	10704.888	51.64	-2.36	74.0	22.36	Peak	332.00	150	Vertical	Pass
5**	10704.888	41.57	-2.36	54.0	12.43	AV	332.00	150	Vertical	Pass
6	15743.813	51.78	0.29	74.0	22.22	Peak	31.00	300	Vertical	Pass
6**	15743.813	43.35	0.29	54.0	10.65	AV	31.00	300	Vertical	Pass

11a, U-NII-3, 1 GHz to 18 GHz, Low Channel, ANT H

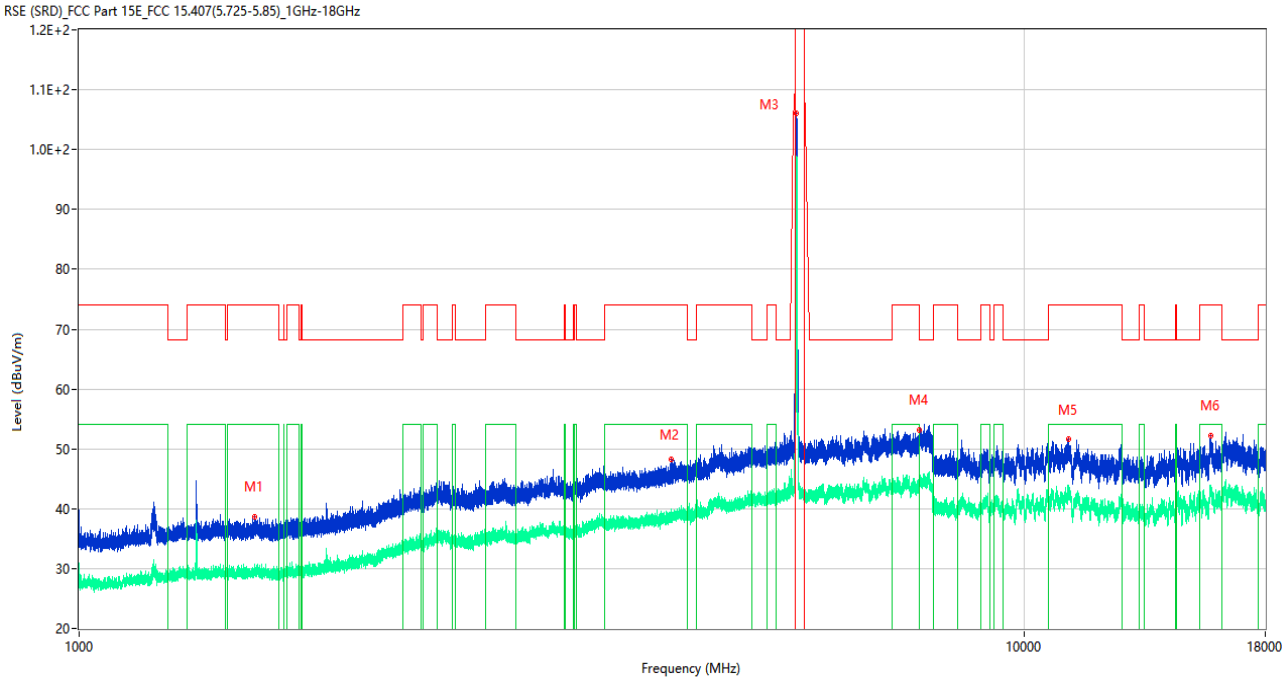

No.	Frequency (MHz)	Results (dBuV/m)	Factor (dB)	Limit (dBuV/m)	Margin (dB)	Detector	Table (Degree)	Height (cm)	Antenna	Verdict
1	1533.200	38.72	-16.49	74.0	35.28	Peak	228.00	200	Horizontal	Pass
1**	1533.200	29.38	-16.49	54.0	24.62	AV	228.00	200	Horizontal	Pass
2	4232.750	48.24	-4.20	74.0	25.76	Peak	197.00	400	Horizontal	Pass
2**	4232.750	38.49	-4.20	54.0	15.51	AV	197.00	400	Horizontal	Pass
3	5739.250	106.02	-1.69	--	--	Peak	9.00	100	Horizontal	N/A
3**	5739.250	97.79	-1.69	--	--	AV	9.00	100	Horizontal	N/A
4	7745.500	53.21	1.28	74.0	20.79	Peak	360.00	400	Horizontal	Pass
4**	7745.500	43.83	1.28	54.0	10.17	AV	360.00	400	Horizontal	Pass
5	11143.550	51.58	-0.96	74.0	22.42	Peak	224.00	150	Horizontal	Pass
5**	11143.550	42.40	-0.96	54.0	11.60	AV	224.00	150	Horizontal	Pass
6	15755.099	52.29	0.23	74.0	21.71	Peak	155.00	300	Horizontal	Pass
6**	15755.099	43.13	0.23	54.0	10.87	AV	155.00	300	Horizontal	Pass

11a, U-NII-3, 1 GHz to 18 GHz, Low Channel, ANT V

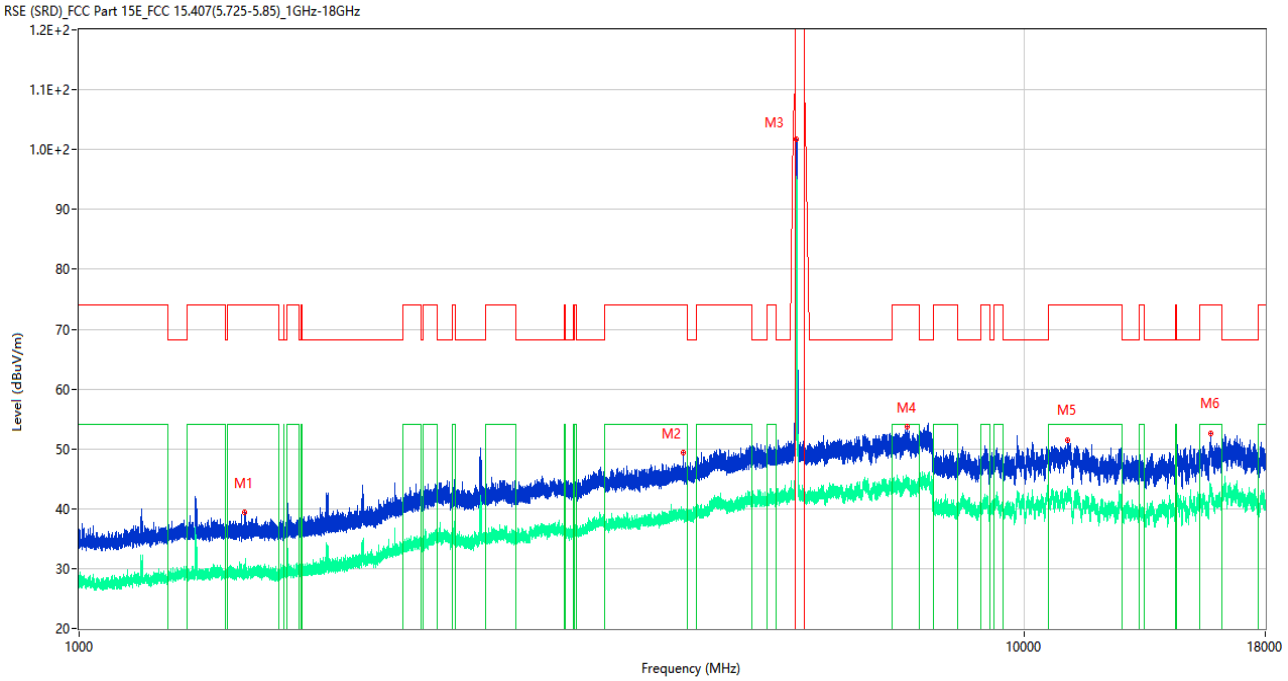

No.	Frequency (MHz)	Results (dBuV/m)	Factor (dB)	Limit (dBuV/m)	Margin (dB)	Detector	Table (Degree)	Height (cm)	Antenna	Verdict
1	1495.300	39.38	-16.82	74.0	34.62	Peak	315.00	400	Vertical	Pass
1**	1495.300	28.59	-16.82	54.0	25.41	AV	315.00	400	Vertical	Pass
2	4357.000	49.34	-3.90	74.0	24.66	Peak	339.00	300	Vertical	Pass
2**	4357.000	39.02	-3.90	54.0	14.98	AV	339.00	300	Vertical	Pass
3	5746.250	101.79	-1.54	--	--	Peak	224.00	150	Vertical	N/A
3**	5746.250	94.08	-1.54	--	--	AV	224.00	150	Vertical	N/A
4	7521.750	53.79	2.24	74.0	20.21	Peak	12.00	200	Vertical	Pass
4**	7521.750	45.20	2.24	54.0	8.80	AV	12.00	200	Vertical	Pass
5	11110.062	51.48	-1.00	74.0	22.52	Peak	152.00	100	Vertical	Pass
5**	11110.062	41.96	-1.00	54.0	12.04	AV	152.00	100	Vertical	Pass
6	15753.525	52.58	0.28	74.0	21.42	Peak	97.00	200	Vertical	Pass
6**	15753.525	43.63	0.28	54.0	10.37	AV	97.00	200	Vertical	Pass

11a, U-NII-3, 1 GHz to 18 GHz, Middle Channel, ANT H

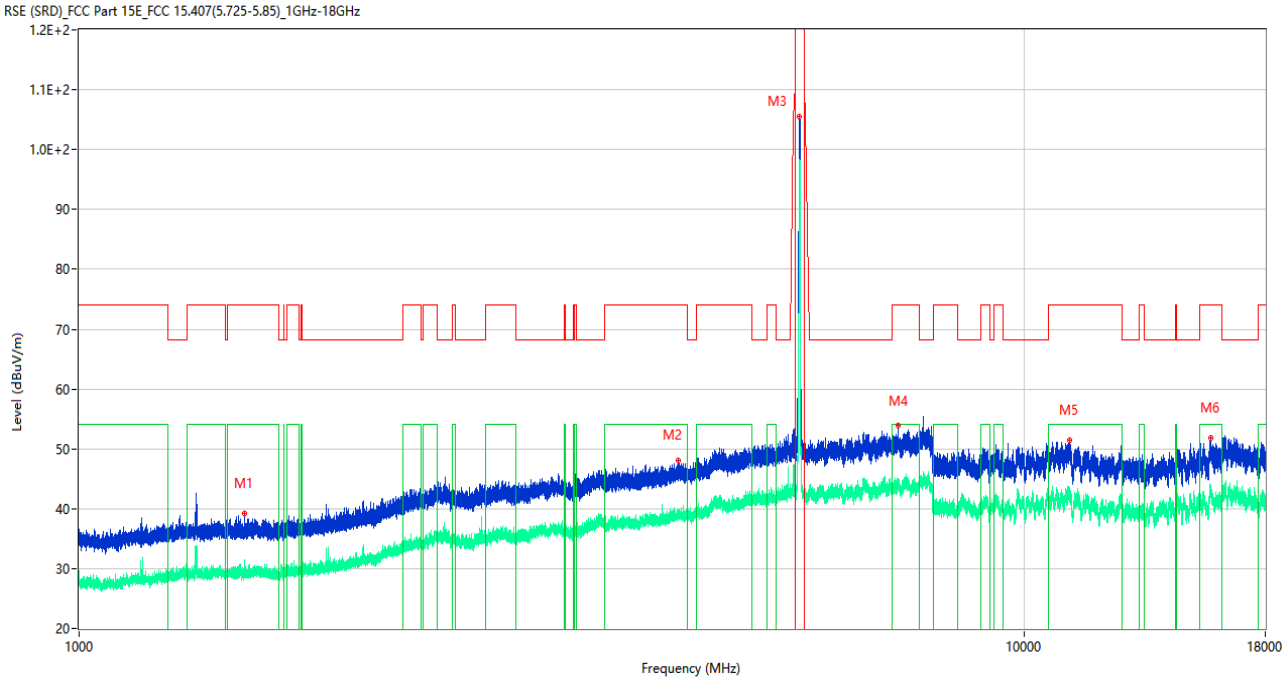

No.	Frequency (MHz)	Results (dBuV/m)	Factor (dB)	Limit (dBuV/m)	Margin (dB)	Detector	Table (Degree)	Height (cm)	Antenna	Verdict
1	1495.600	39.30	-16.81	74.0	34.70	Peak	79.00	400	Horizontal	Pass
1**	1495.600	29.39	-16.81	54.0	24.61	AV	79.00	400	Horizontal	Pass
2	4309.250	48.05	-4.16	74.0	25.95	Peak	14.00	200	Horizontal	Pass
2**	4309.250	38.49	-4.16	54.0	15.51	AV	14.00	200	Horizontal	Pass
3	5786.250	105.57	-1.69	--	--	Peak	48.00	150	Horizontal	N/A
3**	5786.250	97.68	-1.69	--	--	AV	48.00	150	Horizontal	N/A
4	7354.750	53.91	0.64	74.0	20.09	Peak	138.00	100	Horizontal	Pass
4**	7354.750	45.10	0.64	54.0	8.90	AV	138.00	100	Horizontal	Pass
5	11173.000	51.45	-1.34	74.0	22.55	Peak	192.00	200	Horizontal	Pass
5**	11173.000	42.42	-1.34	54.0	11.58	AV	192.00	200	Horizontal	Pass
6	15744.338	51.86	0.30	74.0	22.14	Peak	99.00	400	Horizontal	Pass
6**	15744.338	43.46	0.30	54.0	10.54	AV	99.00	400	Horizontal	Pass

11a, U-NII-3, 1 GHz to 18 GHz, Middle Channel, ANT V

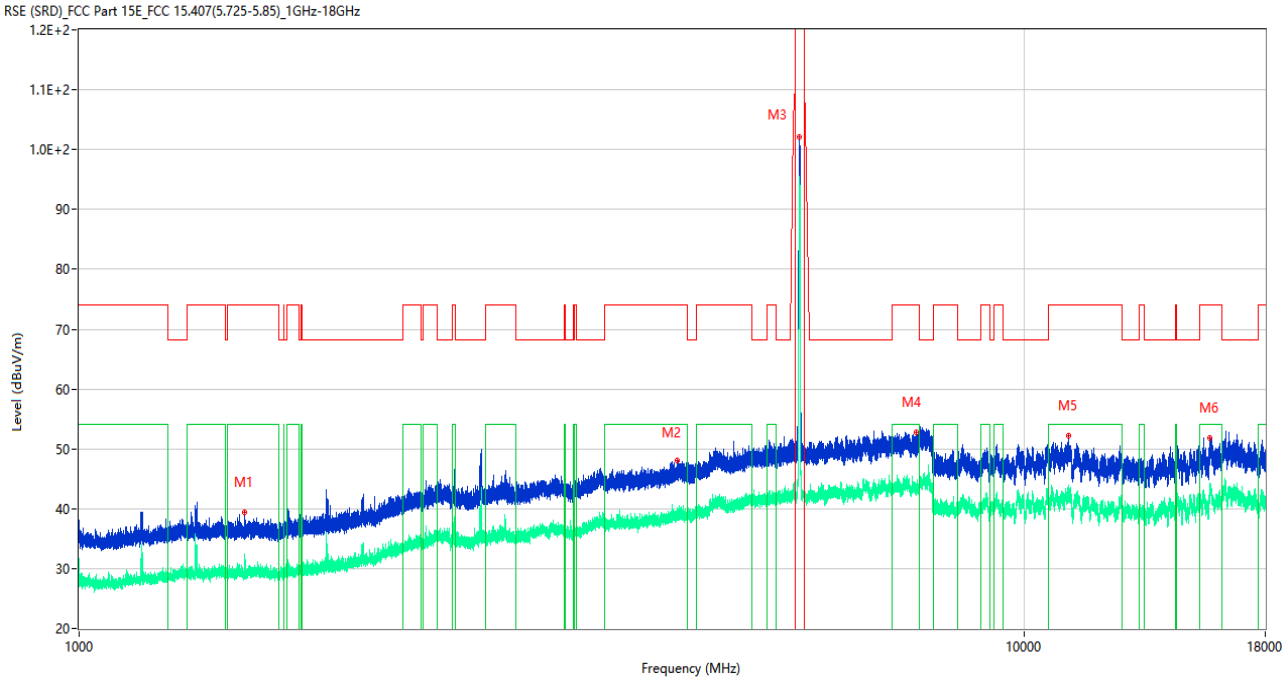

No.	Frequency (MHz)	Results (dBuV/m)	Factor (dB)	Limit (dBuV/m)	Margin (dB)	Detector	Table (Degree)	Height (cm)	Antenna	Verdict
1	1497.500	39.47	-16.66	74.0	34.53	Peak	91.00	300	Vertical	Pass
1**	1497.500	29.54	-16.66	54.0	24.46	AV	91.00	300	Vertical	Pass
2	4290.000	48.14	-4.22	74.0	25.86	Peak	159.00	100	Vertical	Pass
2**	4290.000	38.28	-4.22	54.0	15.72	AV	159.00	100	Vertical	Pass
3	5781.500	102.13	-1.71	--	--	Peak	219.00	150	Vertical	N/A
3**	5781.500	93.85	-1.71	--	--	AV	219.00	150	Vertical	N/A
4	7699.500	52.83	1.60	74.0	21.17	Peak	331.00	400	Vertical	Pass
4**	7699.500	43.29	1.60	54.0	10.71	AV	331.00	400	Vertical	Pass
5	11143.075	52.26	-0.96	74.0	21.74	Peak	68.00	150	Vertical	Pass
5**	11143.075	42.13	-0.96	54.0	11.87	AV	68.00	150	Vertical	Pass
6	15729.375	51.86	0.09	74.0	22.14	Peak	35.00	200	Vertical	Pass
6**	15729.375	42.91	0.09	54.0	11.09	AV	35.00	200	Vertical	Pass

11a, U-NII-3, 1 GHz to 18 GHz, High Channel, ANT H

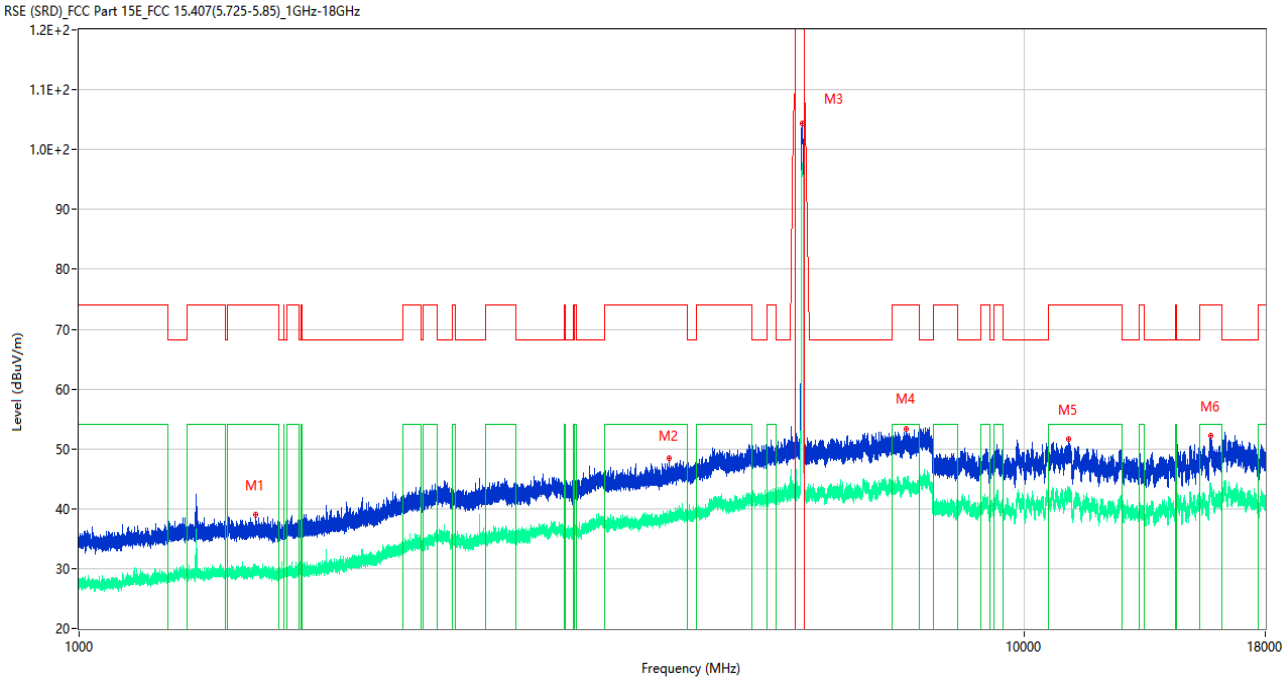

No.	Frequency (MHz)	Results (dBuV/m)	Factor (dB)	Limit (dBuV/m)	Margin (dB)	Detector	Table (Degree)	Height (cm)	Antenna	Verdict
1	1539.300	38.96	-16.55	74.0	35.04	Peak	333.00	200	Horizontal	Pass
1**	1539.300	29.77	-16.55	54.0	24.23	AV	333.00	200	Horizontal	Pass
2	4206.500	48.40	-4.71	74.0	25.60	Peak	153.00	300	Horizontal	Pass
2**	4206.500	37.99	-4.71	54.0	16.01	AV	153.00	300	Horizontal	Pass
3	5819.250	104.37	-1.49	--	--	Peak	41.00	150	Horizontal	N/A
3**	5819.250	96.41	-1.49	--	--	AV	41.00	150	Horizontal	N/A
4	7509.250	53.34	1.67	74.0	20.66	Peak	204.00	400	Horizontal	Pass
4**	7509.250	44.15	1.67	54.0	9.85	AV	204.00	400	Horizontal	Pass
5	11133.575	51.58	-0.97	74.0	22.42	Peak	113.00	200	Horizontal	Pass
5**	11133.575	41.87	-0.97	54.0	12.13	AV	113.00	200	Horizontal	Pass
6	15756.675	52.12	0.19	74.0	21.88	Peak	183.00	400	Horizontal	Pass
6**	15756.675	42.97	0.19	54.0	11.03	AV	183.00	400	Horizontal	Pass

11a, U-NII-3, 1 GHz to 18 GHz, High Channel, ANT V

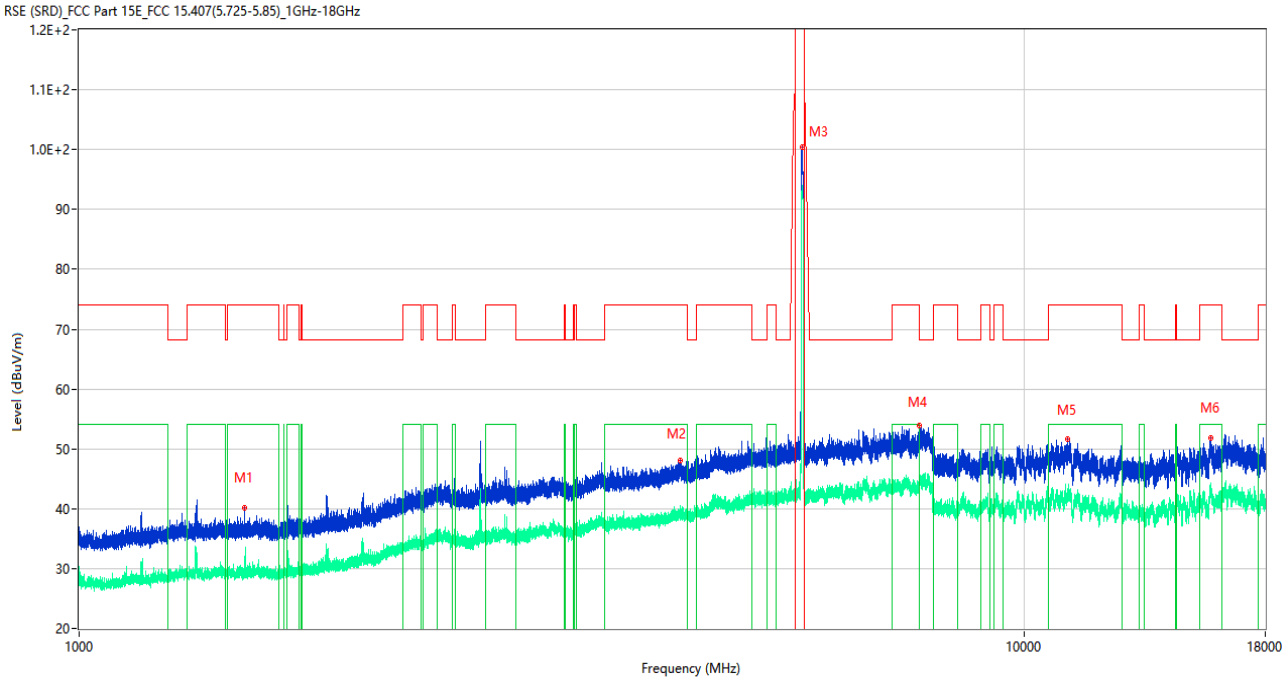

No.	Frequency (MHz)	Results (dBuV/m)	Factor (dB)	Limit (dBuV/m)	Margin (dB)	Detector	Table (Degree)	Height (cm)	Antenna	Verdict
1	1497.000	40.22	-16.70	74.0	33.78	Peak	308.00	400	Vertical	Pass
1**	1497.000	32.07	-16.70	54.0	21.93	AV	308.00	400	Vertical	Pass
2	4328.500	48.02	-4.41	74.0	25.98	Peak	205.00	100	Vertical	Pass
2**	4328.500	39.53	-4.41	54.0	14.47	AV	205.00	100	Vertical	Pass
3	5827.000	100.48	-1.61	--	--	Peak	224.00	200	Vertical	N/A
3**	5827.000	92.88	-1.61	--	--	AV	224.00	200	Vertical	N/A
4	7738.500	53.85	1.24	74.0	20.15	Peak	136.00	200	Vertical	Pass
4**	7738.500	43.74	1.24	54.0	10.26	AV	136.00	200	Vertical	Pass
5	11130.963	51.63	-0.97	74.0	22.37	Peak	0.00	200	Vertical	Pass
5**	11130.963	42.91	-0.97	54.0	11.09	AV	0.00	200	Vertical	Pass
6	15762.713	51.89	0.03	74.0	22.11	Peak	276.00	100	Vertical	Pass
6**	15762.713	43.16	0.03	54.0	10.84	AV	276.00	100	Vertical	Pass

11n20, U-NII-3, 1 GHz to 18 GHz, Low Channel, ANT H

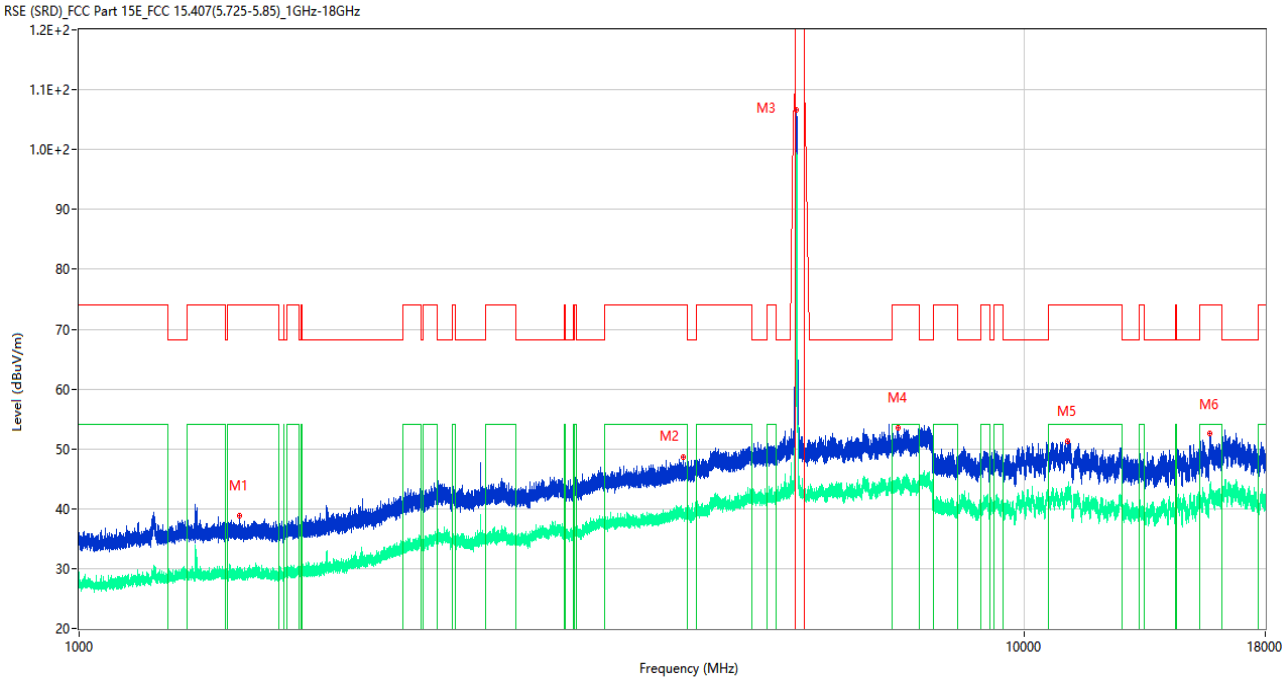

No.	Frequency (MHz)	Results (dBuV/m)	Factor (dB)	Limit (dBuV/m)	Margin (dB)	Detector	Table (Degree)	Height (cm)	Antenna	Verdict
1	1478.700	38.83	-16.28	74.0	35.17	Peak	244.00	100	Horizontal	Pass
1**	1478.700	28.37	-16.28	54.0	25.63	AV	244.00	100	Horizontal	Pass
2	4357.750	48.72	-3.84	74.0	25.28	Peak	357.00	100	Horizontal	Pass
2**	4357.750	39.36	-3.84	54.0	14.64	AV	357.00	100	Horizontal	Pass
3	5739.500	106.55	-1.68	--	--	Peak	46.00	200	Horizontal	N/A
3**	5739.500	98.44	-1.68	--	--	AV	46.00	200	Horizontal	N/A
4	7352.000	53.54	1.00	74.0	20.46	Peak	70.00	200	Horizontal	Pass
4**	7352.000	43.65	1.00	54.0	10.35	AV	70.00	200	Horizontal	Pass
5	11126.450	51.26	-0.98	74.0	22.74	Peak	271.00	200	Horizontal	Pass
5**	11126.450	42.68	-0.98	54.0	11.32	AV	271.00	200	Horizontal	Pass
6	15734.100	52.49	0.15	74.0	21.51	Peak	158.00	200	Horizontal	Pass
6**	15734.100	43.11	0.15	54.0	10.89	AV	158.00	200	Horizontal	Pass

11n20, U-NII-3, 1 GHz to 18 GHz, Low Channel, ANT V

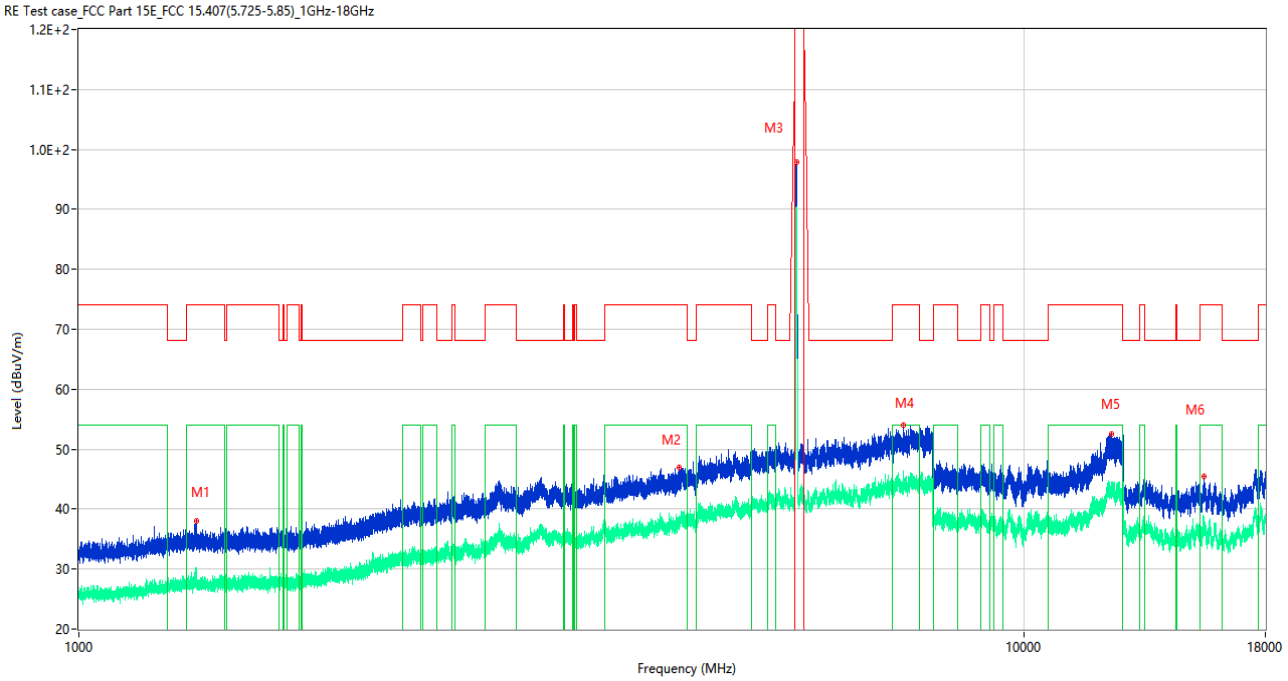

No.	Frequency (MHz)	Results (dBuV/m)	Factor (dB)	Limit (dBuV/m)	Margin (dB)	Detector	Table (Degree)	Height (cm)	Antenna	Verdict
1	1497.500	39.59	-16.66	74.0	34.41	Peak	331.00	100	Vertical	Pass
1**	1497.500	32.84	-16.66	54.0	21.16	AV	331.00	100	Vertical	Pass
2	4277.750	48.20	-4.21	74.0	25.80	Peak	312.00	200	Vertical	Pass
2**	4277.750	39.69	-4.21	54.0	14.31	AV	312.00	200	Vertical	Pass
3	5744.000	102.53	-1.69	--	--	Peak	222.00	200	Vertical	N/A
3**	5744.000	94.37	-1.69	--	--	AV	222.00	200	Vertical	N/A
4	7497.500	53.53	1.16	74.0	20.47	Peak	356.00	200	Vertical	Pass
4**	7497.500	44.71	1.16	54.0	9.29	AV	356.00	200	Vertical	Pass
5	11149.487	51.60	-0.95	74.0	22.40	Peak	360.00	200	Vertical	Pass
5**	11149.487	42.25	-0.95	54.0	11.75	AV	360.00	200	Vertical	Pass
6	15765.862	51.63	-0.06	74.0	22.37	Peak	185.00	200	Vertical	Pass
6**	15765.862	43.25	-0.06	54.0	10.75	AV	185.00	200	Vertical	Pass

11n20, U-NII-3, 1 GHz to 18 GHz, Middle Channel, ANT H

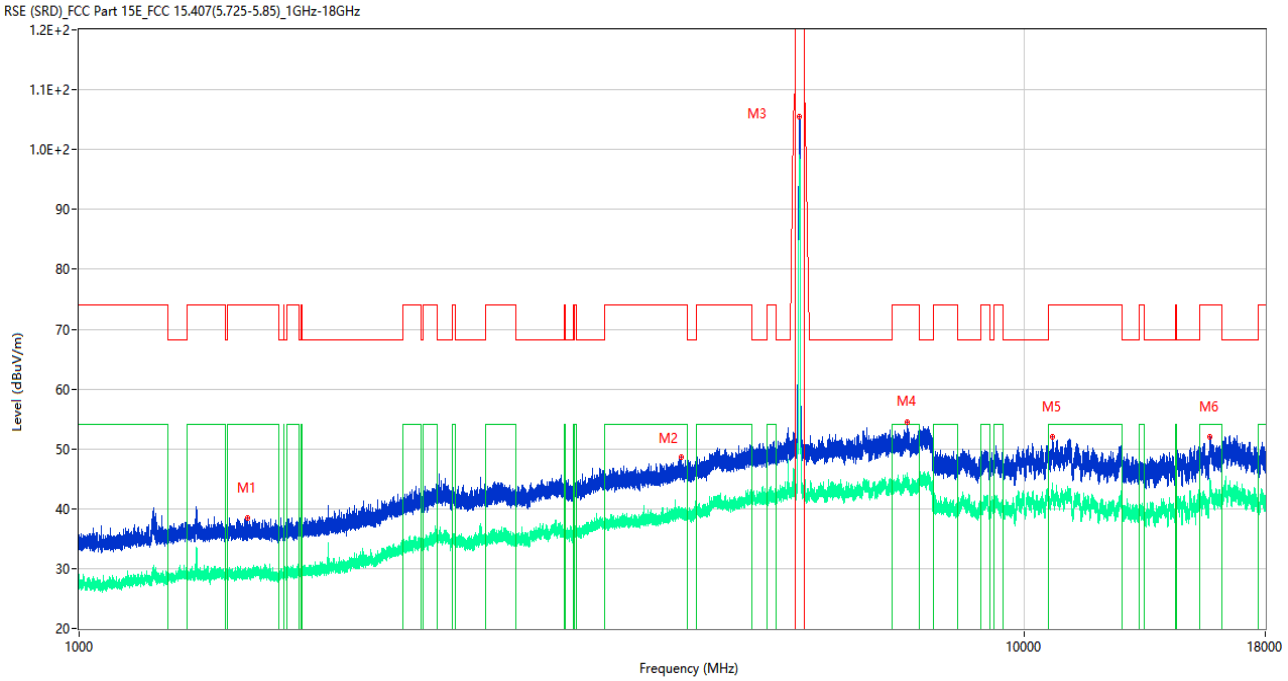

No.	Frequency (MHz)	Results (dBuV/m)	Factor (dB)	Limit (dBuV/m)	Margin (dB)	Detector	Table (Degree)	Height (cm)	Antenna	Verdict
1	1508.300	38.46	-16.68	74.0	35.54	Peak	329.00	100	Horizontal	Pass
1**	1508.300	28.77	-16.68	54.0	25.23	AV	329.00	100	Horizontal	Pass
2	4338.250	48.60	-4.14	74.0	25.40	Peak	29.00	400	Horizontal	Pass
2**	4338.250	39.21	-4.14	54.0	14.79	AV	29.00	400	Horizontal	Pass
3	5786.500	105.56	-1.69	--	--	Peak	46.00	150	Horizontal	N/A
3**	5786.500	98.19	-1.69	--	--	AV	46.00	150	Horizontal	N/A
4	7518.500	54.39	1.99	74.0	19.61	Peak	352.00	200	Horizontal	Pass
4**	7518.500	46.05	1.99	54.0	7.95	AV	352.00	200	Horizontal	Pass
5	10720.562	52.05	-2.11	74.0	21.95	Peak	0.00	150	Horizontal	Pass
5**	10720.562	42.52	-2.11	54.0	11.48	AV	0.00	150	Horizontal	Pass
6	15738.825	52.10	0.22	74.0	21.90	Peak	49.00	300	Horizontal	Pass
6**	15738.825	43.48	0.22	54.0	10.52	AV	49.00	300	Horizontal	Pass

11n20, U-NII-3, 1 GHz to 18 GHz, Middle Channel, ANT V

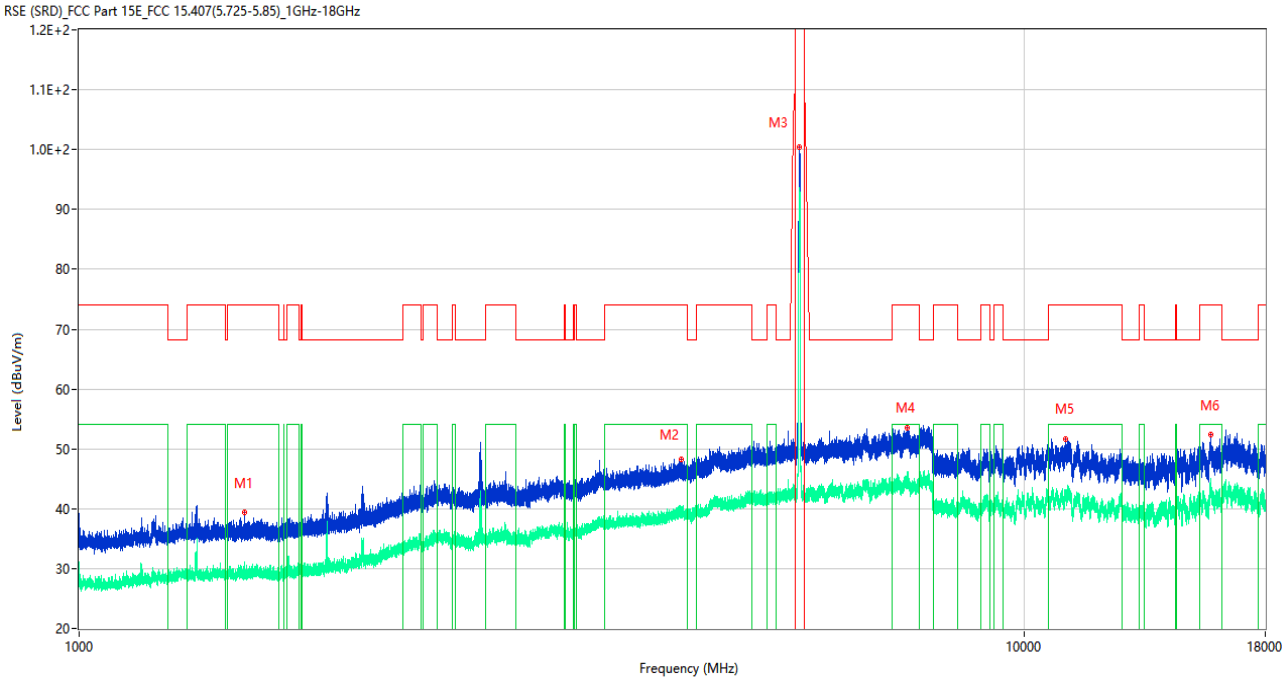

No.	Frequency (MHz)	Results (dBuV/m)	Factor (dB)	Limit (dBuV/m)	Margin (dB)	Detector	Table (Degree)	Height (cm)	Antenna	Verdict
1	1494.900	39.39	-16.85	74.0	34.61	Peak	314.00	200	Vertical	Pass
1**	1494.900	28.42	-16.85	54.0	25.58	AV	314.00	200	Vertical	Pass
2	4339.750	48.28	-4.14	74.0	25.72	Peak	291.00	100	Vertical	Pass
2**	4339.750	39.06	-4.14	54.0	14.94	AV	291.00	100	Vertical	Pass
3	5786.750	100.36	-1.70	--	109.64	Peak	210.00	150	Vertical	Pass
3**	5786.750	93.06	-1.70	--	-93.06	AV	210.00	150	Vertical	N/A
4	7521.000	53.53	2.18	74.0	20.47	Peak	87.00	100	Vertical	Pass
4**	7521.000	44.30	2.18	54.0	9.70	AV	87.00	100	Vertical	Pass
5	11054.012	51.67	-1.87	74.0	22.33	Peak	156.00	100	Vertical	Pass
5**	11054.012	42.45	-1.87	54.0	11.55	AV	156.00	100	Vertical	Pass
6	15749.588	52.37	0.37	74.0	21.63	Peak	0.00	100	Vertical	Pass
6**	15749.588	43.18	0.37	54.0	10.82	AV	0.00	100	Vertical	Pass

11n20, U-NII-3, 1 GHz to 18 GHz, High Channel, ANT H

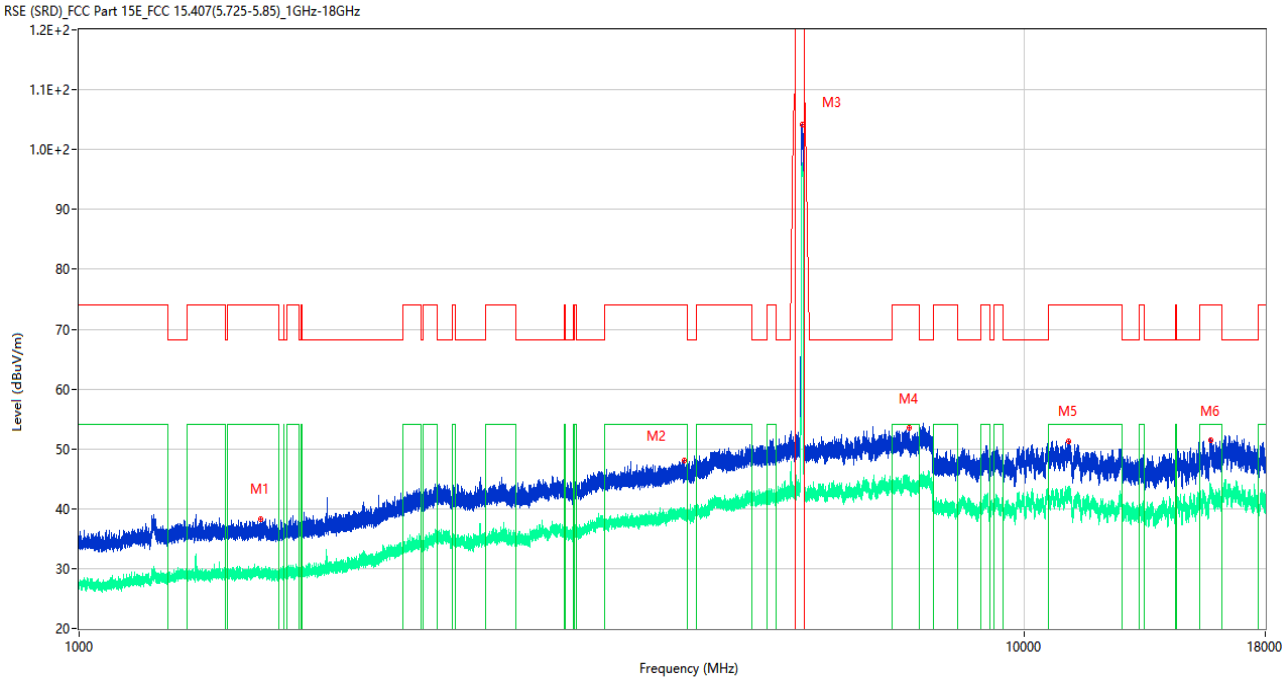

No.	Frequency (MHz)	Results (dBuV/m)	Factor (dB)	Limit (dBuV/m)	Margin (dB)	Detector	Table (Degree)	Height (cm)	Antenna	Verdict
1	1557.400	38.33	-16.87	74.0	35.67	Peak	207.00	300	Horizontal	Pass
1**	1557.400	29.15	-16.87	54.0	24.85	AV	207.00	300	Horizontal	Pass
2	4373.500	48.09	-4.24	74.0	25.91	Peak	14.00	200	Horizontal	Pass
2**	4373.500	38.51	-4.24	54.0	15.49	AV	14.00	200	Horizontal	Pass
3	5822.000	104.25	-1.72	--	--	Peak	52.00	150	Horizontal	N/A
3**	5822.000	96.18	-1.72	--	--	AV	52.00	150	Horizontal	N/A
4	7560.250	53.45	1.24	74.0	20.55	Peak	167.00	100	Horizontal	Pass
4**	7560.250	43.72	1.24	54.0	10.28	AV	167.00	100	Horizontal	Pass
5	11136.425	51.28	-0.96	74.0	22.72	Peak	21.00	100	Horizontal	Pass
5**	11136.425	42.37	-0.96	54.0	11.63	AV	21.00	100	Horizontal	Pass
6	15754.575	51.36	0.25	74.0	22.64	Peak	34.00	300	Horizontal	Pass
6**	15754.575	41.84	0.25	54.0	12.16	AV	34.00	300	Horizontal	Pass

11n20, U-NII-3, 1 GHz to 18 GHz, High Channel, ANT V

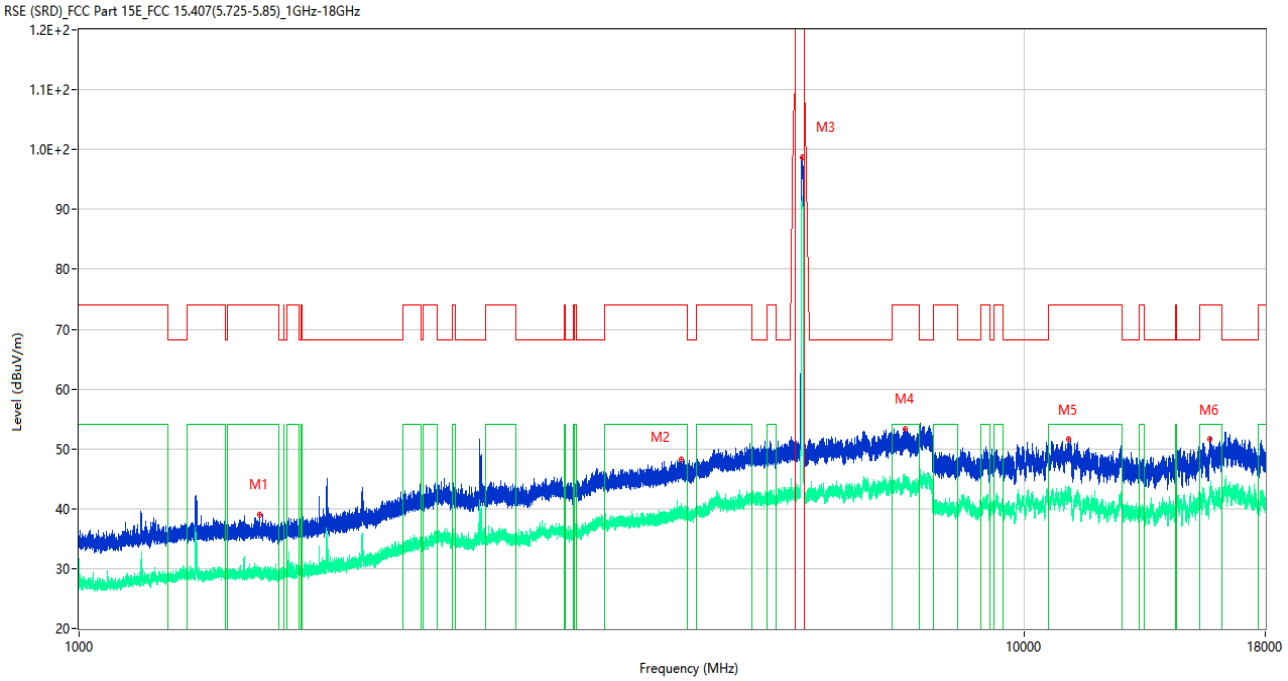

No.	Frequency (MHz)	Results (dBuV/m)	Factor (dB)	Limit (dBuV/m)	Margin (dB)	Detector	Table (Degree)	Height (cm)	Antenna	Verdict
1	1552.700	39.10	-16.80	74.0	34.90	Peak	178.00	400	Vertical	Pass
1**	1552.700	29.43	-16.80	54.0	24.57	AV	178.00	400	Vertical	Pass
2	4336.250	48.26	-4.13	74.0	25.74	Peak	315.00	300	Vertical	Pass
2**	4336.250	39.04	-4.13	54.0	14.96	AV	315.00	300	Vertical	Pass
3	5820.500	98.74	-1.50	--	--	Peak	289.00	200	Vertical	N/A
3**	5820.500	91.40	-1.50	--	--	AV	289.00	200	Vertical	N/A
4	7485.750	53.39	1.45	74.0	20.61	Peak	174.00	400	Vertical	Pass
4**	7485.750	45.08	1.45	54.0	8.92	AV	174.00	400	Vertical	Pass
5	11144.025	51.60	-0.96	74.0	22.40	Peak	91.00	100	Vertical	Pass
5**	11144.025	41.73	-0.96	54.0	12.27	AV	91.00	100	Vertical	Pass
6	15738.037	51.58	0.21	74.0	22.42	Peak	91.00	200	Vertical	Pass
6**	15738.037	42.68	0.21	54.0	11.32	AV	91.00	200	Vertical	Pass

11n40, U-NII-3, 1 GHz to 18 GHz, Low Channel, ANT H

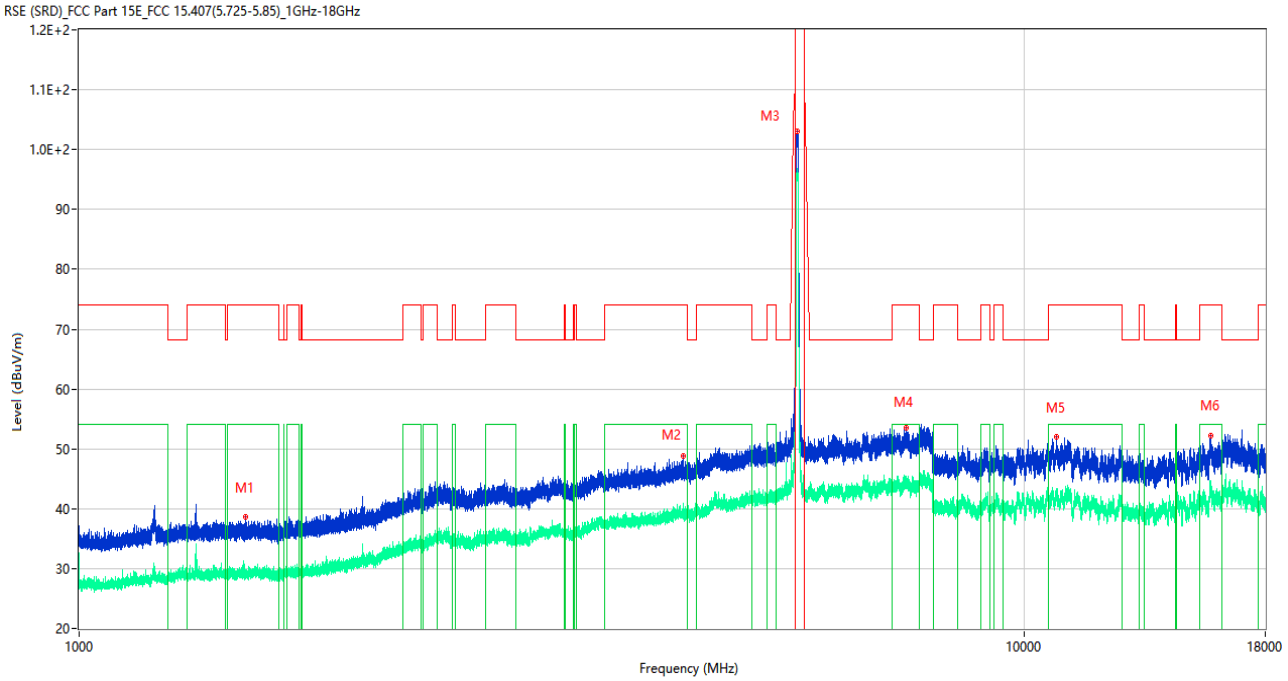

No.	Frequency (MHz)	Results (dBuV/m)	Factor (dB)	Limit (dBuV/m)	Margin (dB)	Detector	Table (Degree)	Height (cm)	Antenna	Verdict
1	1498.600	38.55	-16.60	74.0	35.45	Peak	360.00	400	Horizontal	Pass
1**	1498.600	28.81	-16.60	54.0	25.19	AV	360.00	400	Horizontal	Pass
2	4357.750	48.78	-3.84	74.0	25.22	Peak	152.00	200	Horizontal	Pass
2**	4357.750	40.94	-3.84	54.0	13.06	AV	152.00	200	Horizontal	Pass
3	5748.250	103.10	-1.62	--	--	Peak	169.00	100	Horizontal	N/A
3**	5748.250	95.55	-1.62	--	--	AV	169.00	100	Horizontal	N/A
4	7501.500	53.55	1.00	74.0	20.45	Peak	0.00	300	Horizontal	Pass
4**	7501.500	43.78	1.00	54.0	10.22	AV	0.00	300	Horizontal	Pass
5	10812.237	51.95	-2.73	74.0	22.05	Peak	314.00	150	Horizontal	Pass
5**	10812.237	43.43	-2.73	54.0	10.57	AV	314.00	150	Horizontal	Pass
6	15752.212	52.22	0.31	74.0	21.78	Peak	0.00	100	Horizontal	Pass
6**	15752.212	43.04	0.31	54.0	10.96	AV	0.00	100	Horizontal	Pass

11n40, U-NII-3, 1 GHz to 18 GHz, Low Channel, ANT V

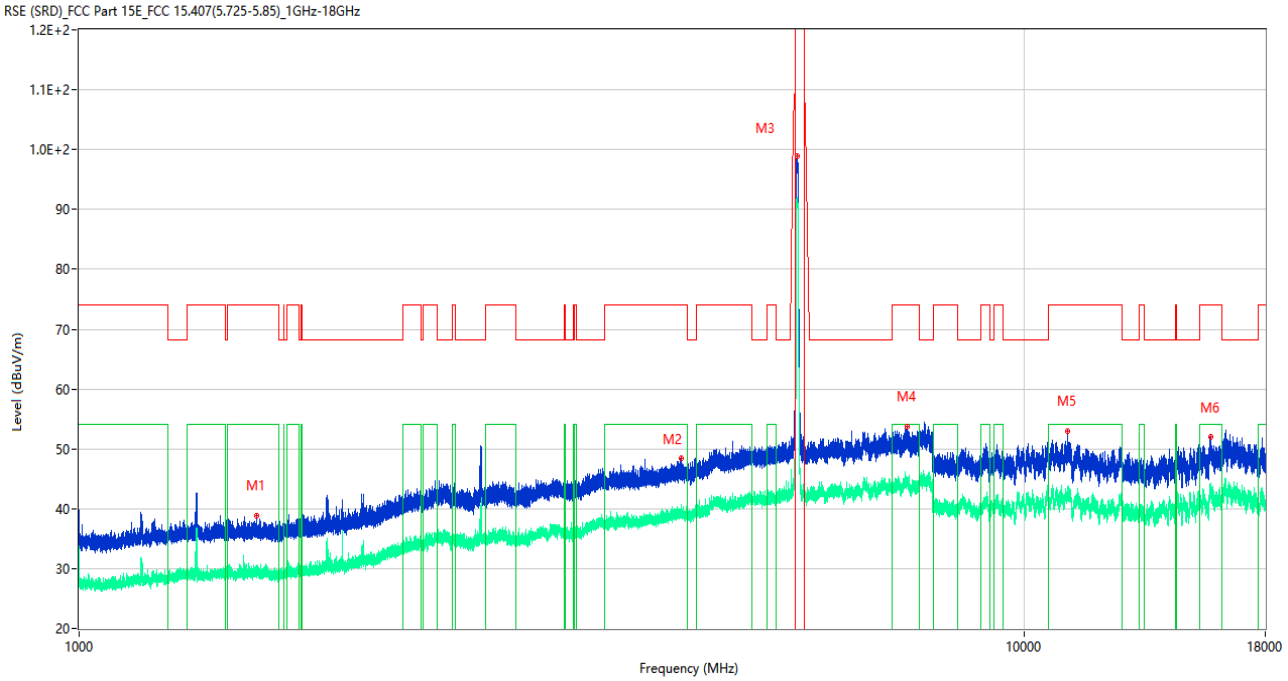

No.	Frequency (MHz)	Results (dBuV/m)	Factor (dB)	Limit (dBuV/m)	Margin (dB)	Detector	Table (Degree)	Height (cm)	Antenna	Verdict
1	1539.600	38.82	-16.53	74.0	35.18	Peak	9.00	400	Vertical	Pass
1**	1539.600	29.04	-16.53	54.0	24.96	AV	9.00	400	Vertical	Pass
2	4335.500	48.51	-4.15	74.0	25.49	Peak	80.00	100	Vertical	Pass
2**	4335.500	40.60	-4.15	54.0	13.40	AV	80.00	100	Vertical	Pass
3	5758.750	98.81	-0.98	--	--	Peak	279.00	200	Vertical	N/A
3**	5758.750	90.84	-0.98	--	--	AV	279.00	200	Vertical	N/A
4	7530.000	53.78	2.04	74.0	20.22	Peak	147.00	200	Vertical	Pass
4**	7530.000	44.25	2.04	54.0	9.75	AV	147.00	200	Vertical	Pass
5	11126.213	52.98	-0.98	74.0	21.02	Peak	259.00	200	Vertical	Pass
5**	11126.213	42.64	-0.98	54.0	11.36	AV	259.00	200	Vertical	Pass
6	15770.063	51.99	-0.18	74.0	22.01	Peak	16.00	400	Vertical	Pass
6**	15770.063	42.30	-0.18	54.0	11.70	AV	16.00	400	Vertical	Pass

11n40, U-NII-3, 1 GHz to 18 GHz, High Channel, ANT H

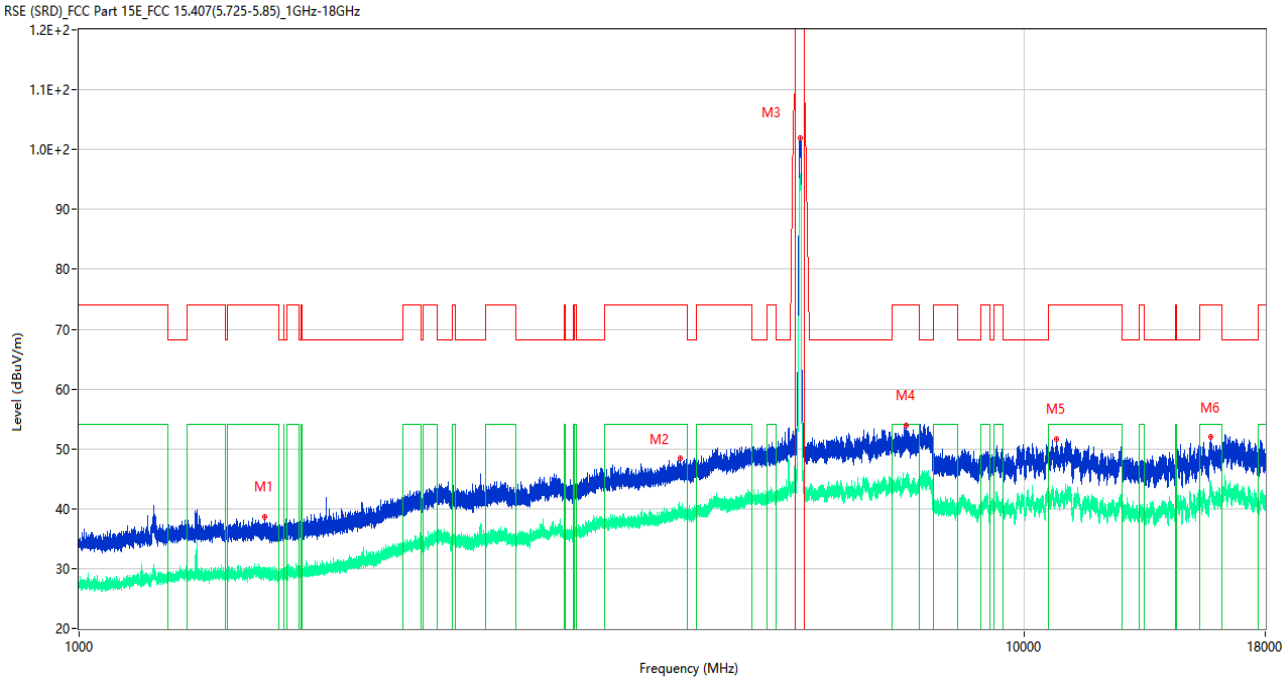

No.	Frequency (MHz)	Results (dBuV/m)	Factor (dB)	Limit (dBuV/m)	Margin (dB)	Detector	Table (Degree)	Height (cm)	Antenna	Verdict
1	1573.500	38.74	-16.52	74.0	35.26	Peak	130.00	300	Horizontal	Pass
1**	1573.500	28.68	-16.52	54.0	25.32	AV	130.00	300	Horizontal	Pass
2	4322.000	48.42	-4.12	74.0	25.58	Peak	234.00	100	Horizontal	Pass
2**	4322.000	39.16	-4.12	54.0	14.84	AV	234.00	100	Horizontal	Pass
3	5790.000	101.94	-1.79	--	--	Peak	48.00	200	Horizontal	N/A
3**	5790.000	95.07	-1.79	--	--	AV	48.00	200	Horizontal	N/A
4	7497.250	53.94	1.19	74.0	20.06	Peak	8.00	400	Horizontal	Pass
4**	7497.250	44.21	1.19	54.0	9.79	AV	8.00	400	Horizontal	Pass
5	10809.625	51.71	-2.79	74.0	22.29	Peak	0.00	150	Horizontal	Pass
5**	10809.625	42.85	-2.79	54.0	11.15	AV	0.00	150	Horizontal	Pass
6	15777.412	51.92	-0.38	74.0	22.08	Peak	127.00	100	Horizontal	Pass
6**	15777.412	42.99	-0.38	54.0	11.01	AV	127.00	100	Horizontal	Pass

11n40, U-NII-3, 1 GHz to 18 GHz, High Channel, ANT V

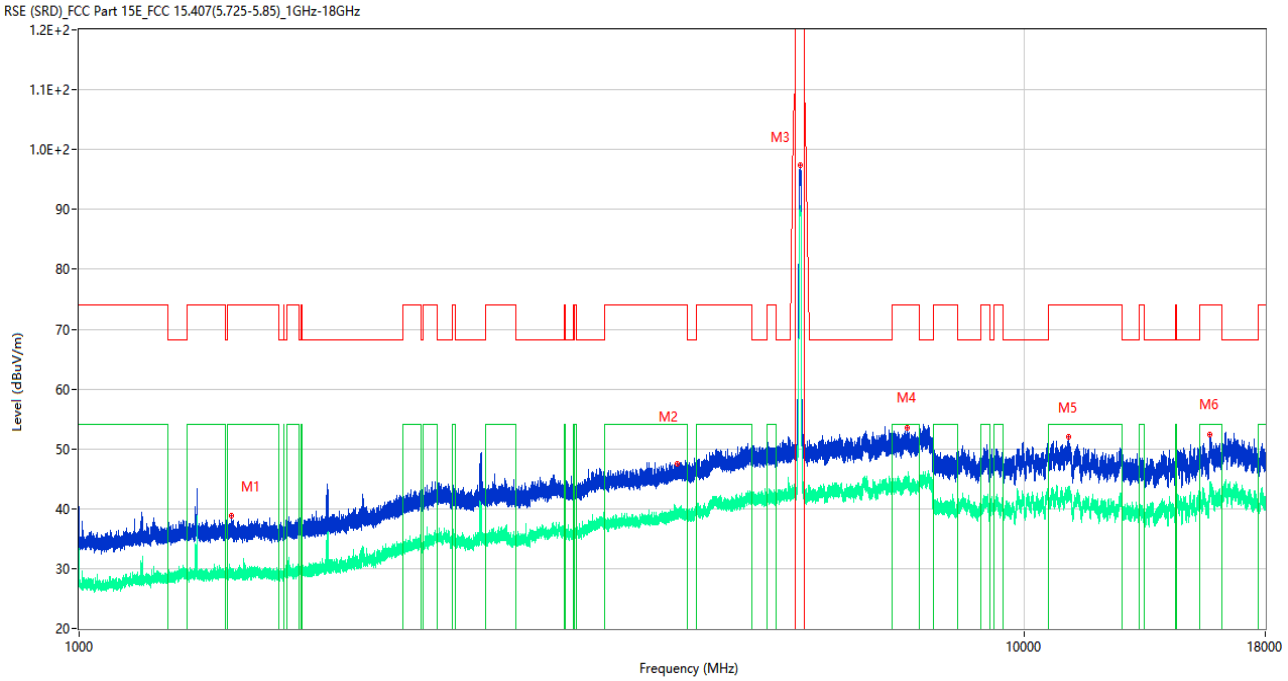

No.	Frequency (MHz)	Results (dBuV/m)	Factor (dB)	Limit (dBuV/m)	Margin (dB)	Detector	Table (Degree)	Height (cm)	Antenna	Verdict
1	1448.000	38.87	-16.52	74.0	35.13	Peak	234.00	100	Vertical	Pass
1**	1448.000	28.99	-16.52	54.0	25.01	AV	234.00	100	Vertical	Pass
2	4293.250	47.55	-3.97	74.0	26.45	Peak	18.00	150	Vertical	Pass
2**	4293.250	39.36	-3.97	54.0	14.64	AV	18.00	150	Vertical	Pass
3	5802.500	97.35	-1.62	--	--	Peak	281.00	100	Vertical	N/A
3**	5802.500	89.71	-1.62	--	--	AV	281.00	100	Vertical	N/A
4	7513.500	53.58	1.84	74.0	20.42	Peak	261.00	100	Vertical	Pass
4**	7513.500	44.71	1.84	54.0	9.29	AV	261.00	100	Vertical	Pass
5	11144.974	51.93	-0.95	74.0	22.07	Peak	140.00	100	Vertical	Pass
5**	11144.974	42.19	-0.95	54.0	11.81	AV	140.00	100	Vertical	Pass
6	15734.100	52.47	0.15	74.0	21.53	Peak	148.00	300	Vertical	Pass
6**	15734.100	43.15	0.15	54.0	10.85	AV	148.00	300	Vertical	Pass

11ac20, U-NII-3, 1 GHz to 18 GHz, Low Channel, ANT H

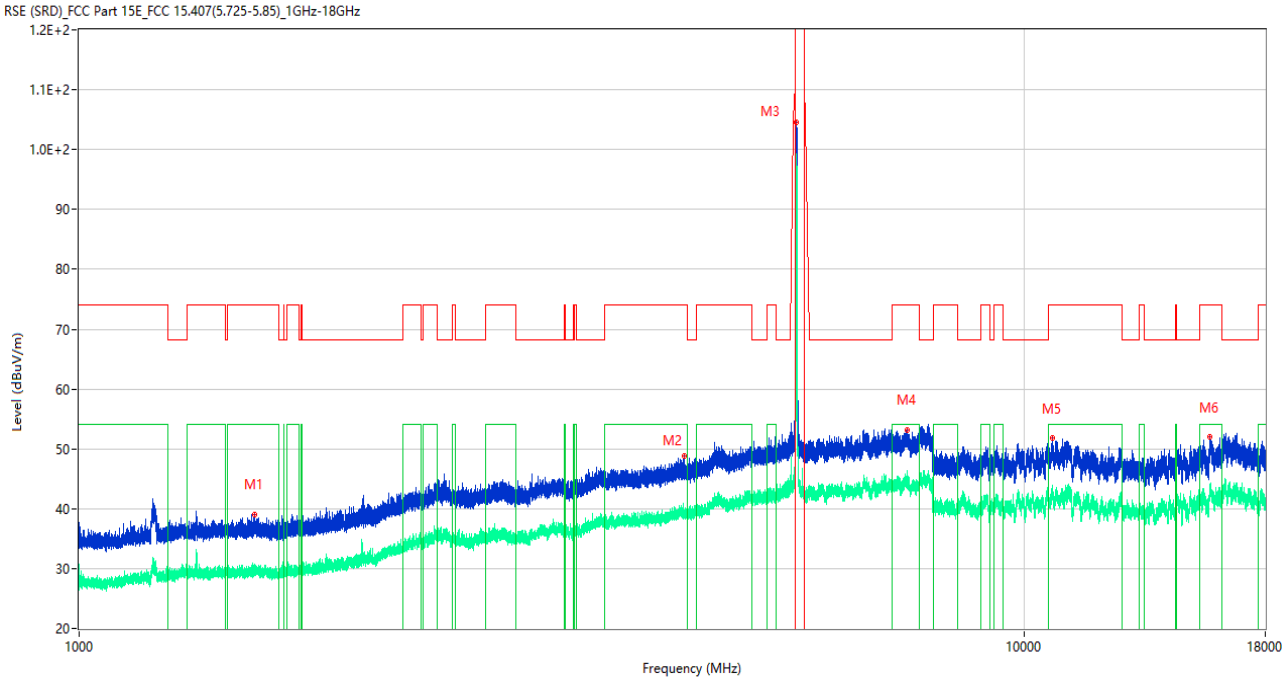

No.	Frequency (MHz)	Results (dBuV/m)	Factor (dB)	Limit (dBuV/m)	Margin (dB)	Detector	Table (Degree)	Height (cm)	Antenna	Verdict
1	1534.300	39.08	-16.45	74.0	34.92	Peak	155.00	100	Horizontal	Pass
1**	1534.300	30.32	-16.45	54.0	23.68	AV	155.00	100	Horizontal	Pass
2	4368.250	48.80	-4.13	74.0	25.20	Peak	343.00	300	Horizontal	Pass
2**	4368.250	38.39	-4.13	54.0	15.61	AV	343.00	300	Horizontal	Pass
3	5744.750	104.57	-1.63	--	--	Peak	21.00	200	Horizontal	N/A
3**	5744.750	98.31	-1.63	--	--	AV	21.00	200	Horizontal	N/A
4	7530.250	53.16	2.00	74.0	20.84	Peak	224.00	300	Horizontal	Pass
4**	7530.250	43.69	2.00	54.0	10.31	AV	224.00	300	Horizontal	Pass
5	10717.000	51.78	-2.17	74.0	22.22	Peak	236.00	200	Horizontal	Pass
5**	10717.000	42.51	-2.17	54.0	11.49	AV	236.00	200	Horizontal	Pass
6	15742.238	51.98	0.27	74.0	22.02	Peak	216.00	100	Horizontal	Pass
6**	15742.238	43.42	0.27	54.0	10.58	AV	216.00	100	Horizontal	Pass

11ac20, U-NII-3, 1 GHz to 18 GHz, Low Channel, ANT V

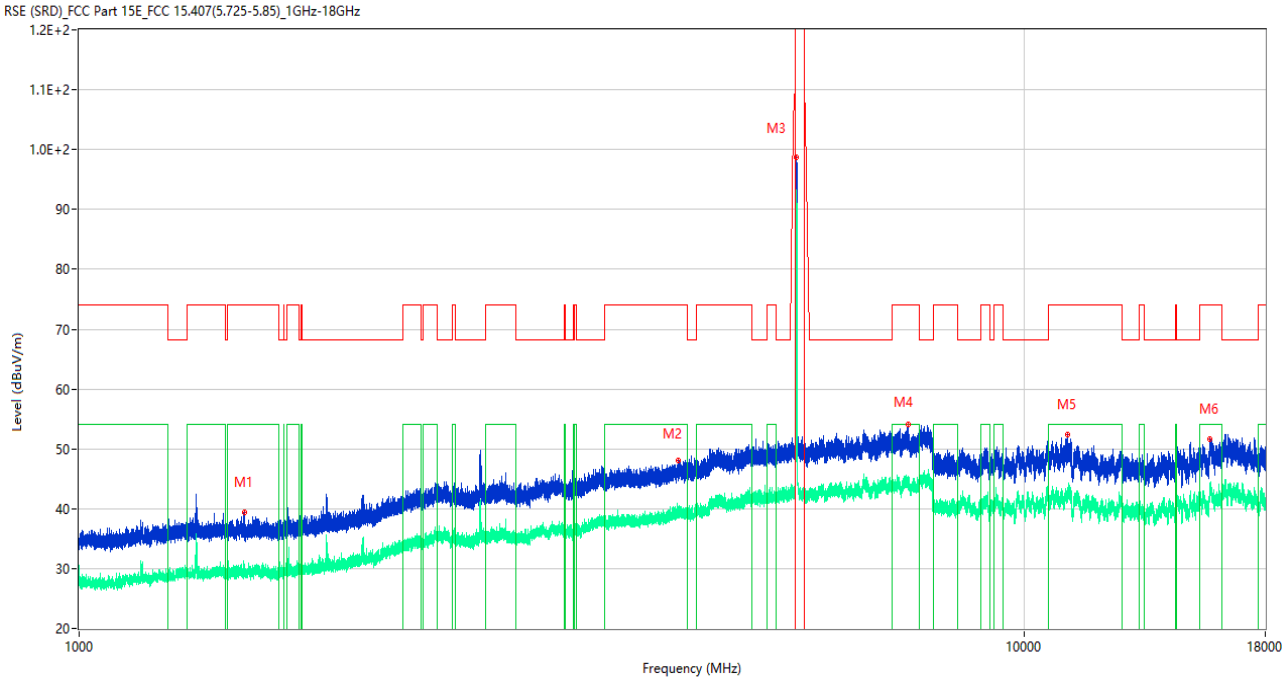

No.	Frequency (MHz)	Results (dBuV/m)	Factor (dB)	Limit (dBuV/m)	Margin (dB)	Detector	Table (Degree)	Height (cm)	Antenna	Verdict
1	1497.500	39.39	-16.66	74.0	34.61	Peak	329.00	300	Vertical	Pass
1**	1497.500	30.77	-16.66	54.0	23.23	AV	329.00	300	Vertical	Pass
2	4306.250	48.15	-4.03	74.0	25.85	Peak	301.00	200	Vertical	Pass
2**	4306.250	38.86	-4.03	54.0	15.14	AV	301.00	200	Vertical	Pass
3	5745.000	98.68	-1.61	--	--	Peak	233.00	100	Vertical	N/A
3**	5745.000	93.22	-1.61	--	--	AV	233.00	100	Vertical	N/A
4	7540.000	54.13	2.10	74.0	19.87	Peak	360.00	300	Vertical	Pass
4**	7540.000	44.90	2.10	54.0	9.10	AV	360.00	300	Vertical	Pass
5	11115.525	52.41	-0.99	74.0	21.59	Peak	151.00	100	Vertical	Pass
5**	11115.525	42.73	-0.99	54.0	11.27	AV	151.00	100	Vertical	Pass
6	15735.151	51.72	0.17	74.0	22.28	Peak	360.00	300	Vertical	Pass
6**	15735.151	42.86	0.17	54.0	11.14	AV	360.00	300	Vertical	Pass

11ac20, U-NII-3, 1 GHz to 18 GHz, Middle Channel, ANT H

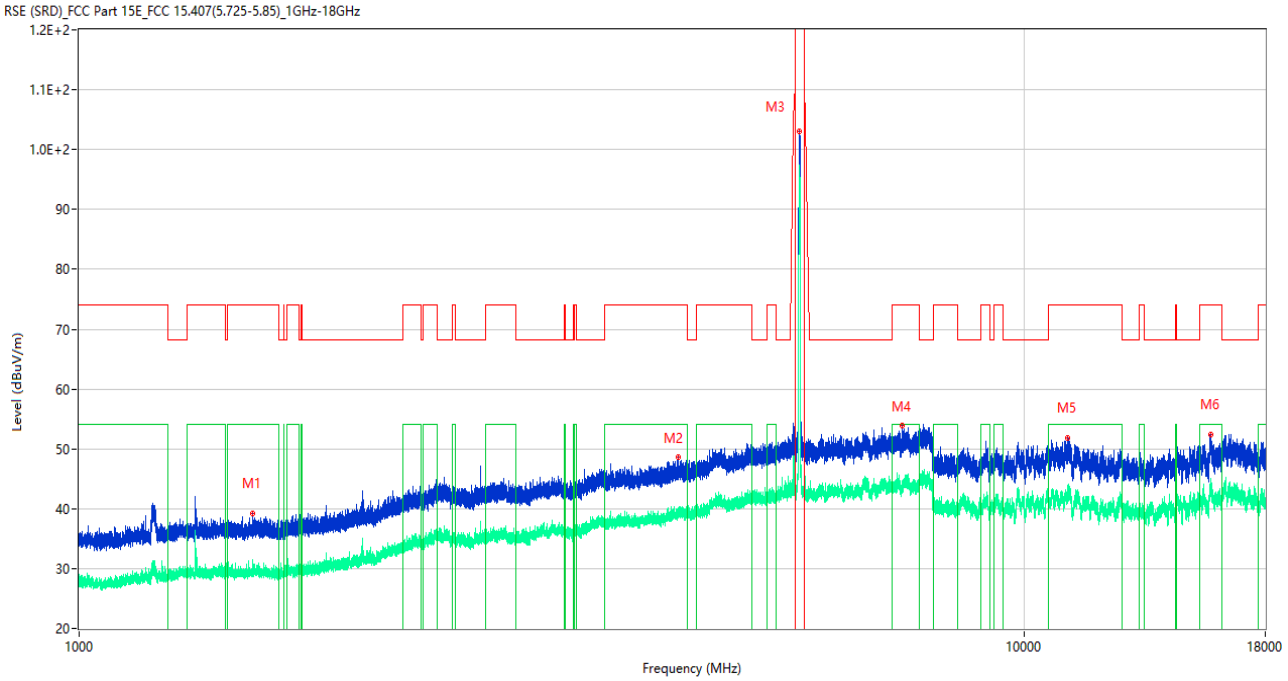

No.	Frequency (MHz)	Results (dBuV/m)	Factor (dB)	Limit (dBuV/m)	Margin (dB)	Detector	Table (Degree)	Height (cm)	Antenna	Verdict
1	1527.500	39.24	-16.77	74.0	34.76	Peak	94.00	400	Horizontal	Pass
1**	1527.500	29.32	-16.77	54.0	24.68	AV	94.00	400	Horizontal	Pass
2	4304.000	48.64	-3.97	74.0	25.36	Peak	285.00	200	Horizontal	Pass
2**	4304.000	39.15	-3.97	54.0	14.85	AV	285.00	200	Horizontal	Pass
3	5785.250	103.14	-1.71	--	--	Peak	46.00	200	Horizontal	N/A
3**	5785.250	97.46	-1.71	--	--	AV	46.00	200	Horizontal	N/A
4	7426.000	53.98	1.35	74.0	20.02	Peak	352.00	400	Horizontal	Pass
4**	7426.000	43.74	1.35	54.0	10.26	AV	352.00	400	Horizontal	Pass
5	11110.062	51.89	-1.00	74.0	22.11	Peak	329.00	200	Horizontal	Pass
5**	11110.062	41.15	-1.00	54.0	12.85	AV	329.00	200	Horizontal	Pass
6	15755.625	52.41	0.22	74.0	21.59	Peak	94.00	300	Horizontal	Pass
6**	15755.625	44.37	0.22	54.0	9.63	AV	94.00	300	Horizontal	Pass

11ac20, U-NII-3, 1 GHz to 18 GHz, Middle Channel, ANT V

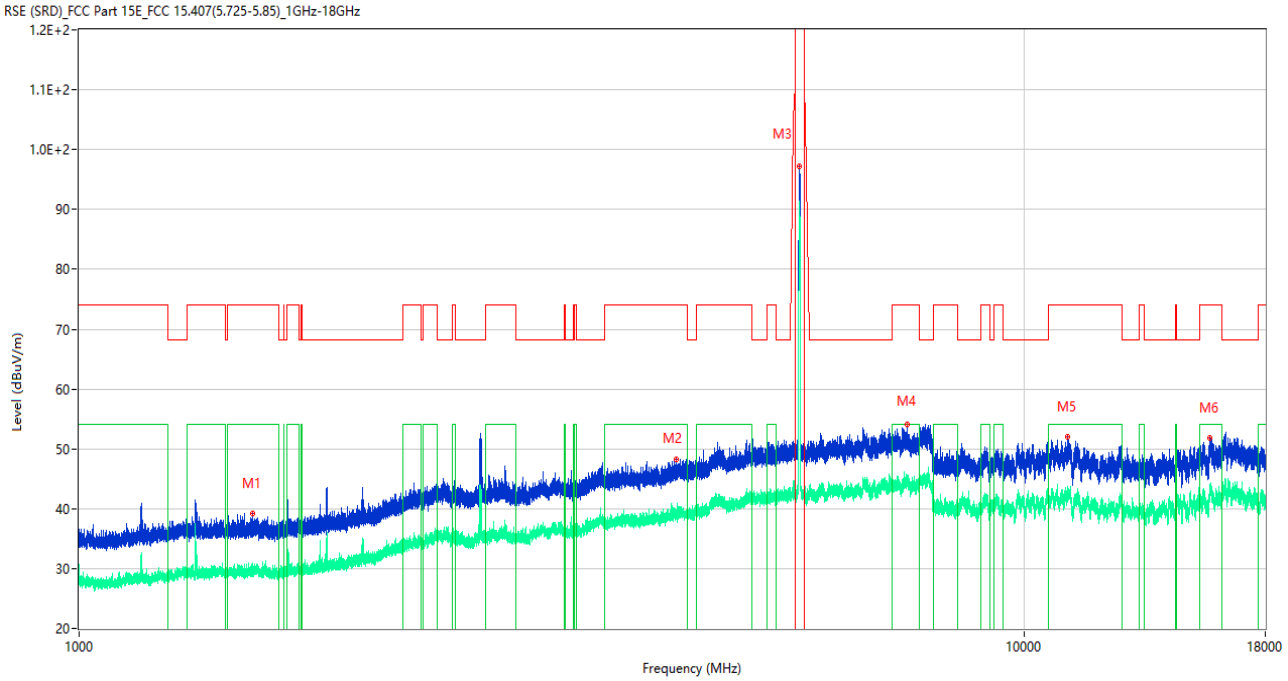

No.	Frequency (MHz)	Results (dBuV/m)	Factor (dB)	Limit (dBuV/m)	Margin (dB)	Detector	Table (Degree)	Height (cm)	Antenna	Verdict
1	1525.500	39.23	-16.72	74.0	34.77	Peak	0.00	400	Vertical	Pass
1**	1525.500	28.86	-16.72	54.0	25.14	AV	0.00	400	Vertical	Pass
2	4282.250	48.24	-4.44	74.0	25.76	Peak	104.00	100	Vertical	Pass
2**	4282.250	39.03	-4.44	54.0	14.97	AV	104.00	100	Vertical	Pass
3	5784.750	97.20	-1.73	--	--	Peak	231.00	100	Vertical	N/A
3**	5784.750	91.00	-1.73	--	--	AV	231.00	100	Vertical	N/A
4	7515.500	54.02	2.01	74.0	19.98	Peak	172.00	300	Vertical	Pass
4**	7515.500	44.62	2.01	54.0	9.38	AV	172.00	300	Vertical	Pass
5	11130.488	52.11	-0.97	74.0	21.89	Peak	139.00	200	Vertical	Pass
5**	11130.488	42.46	-0.97	54.0	11.54	AV	139.00	200	Vertical	Pass
6	15742.763	51.86	0.27	74.0	22.14	Peak	302.00	200	Vertical	Pass
6**	15742.763	43.61	0.27	54.0	10.39	AV	302.00	200	Vertical	Pass

11ac20, U-NII-3, 1 GHz to 18 GHz, High Channel, ANT H

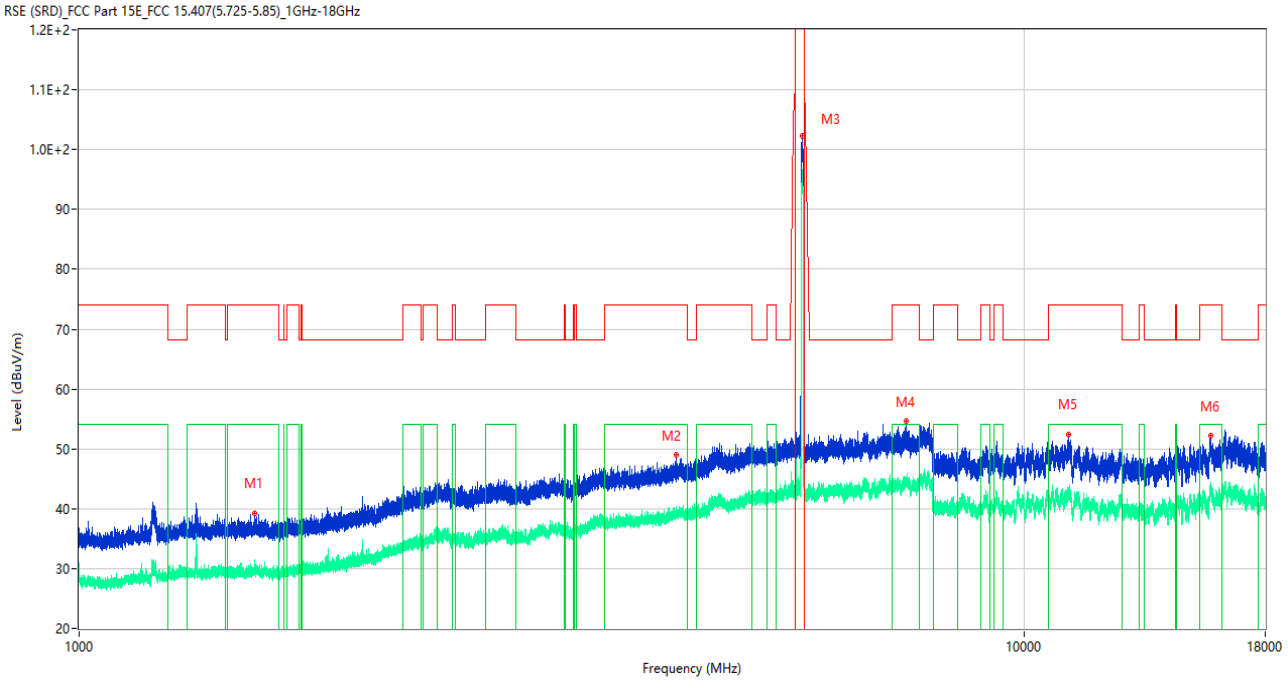

No.	Frequency (MHz)	Results (dBuV/m)	Factor (dB)	Limit (dBuV/m)	Margin (dB)	Detector	Table (Degree)	Height (cm)	Antenna	Verdict
1	1535.400	39.30	-16.48	74.0	34.70	Peak	76.00	100	Horizontal	Pass
1**	1535.400	30.07	-16.48	54.0	23.93	AV	76.00	100	Horizontal	Pass
2	4285.250	48.99	-4.35	74.0	25.01	Peak	275.00	300	Horizontal	Pass
2**	4285.250	39.13	-4.35	54.0	14.87	AV	275.00	300	Horizontal	Pass
3	5825.250	102.37	-1.72	--	--	Peak	46.00	200	Horizontal	N/A
3**	5825.250	96.32	-1.72	--	--	AV	46.00	200	Horizontal	N/A
4	7510.000	54.72	1.76	74.0	19.28	Peak	123.00	300	Horizontal	Pass
4**	7510.000	44.45	1.76	54.0	9.55	AV	123.00	300	Horizontal	Pass
5	11147.825	52.44	-0.95	74.0	21.56	Peak	71.00	200	Horizontal	Pass
5**	11147.825	42.37	-0.95	54.0	11.63	AV	71.00	200	Horizontal	Pass
6	15753.263	52.18	0.28	74.0	21.82	Peak	187.00	100	Horizontal	Pass
6**	15753.263	43.48	0.28	54.0	10.52	AV	187.00	100	Horizontal	Pass

11ac20, U-NII-3, 1 GHz to 18 GHz, High Channel, ANT V

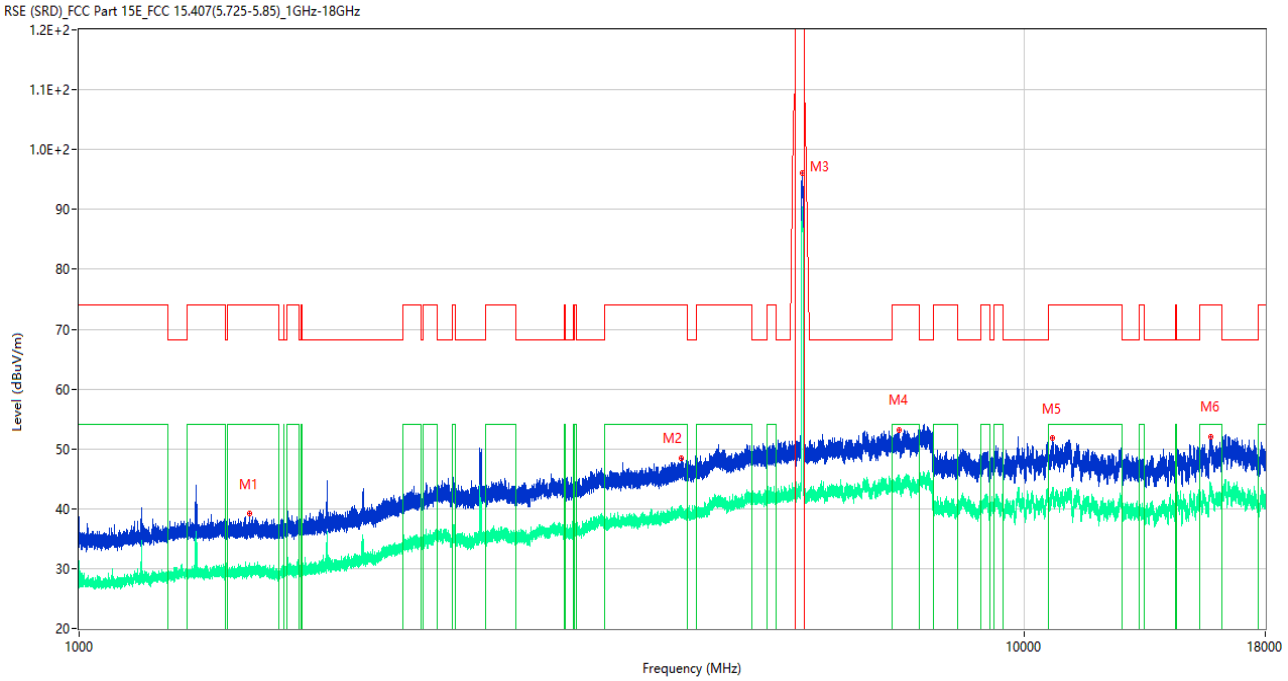

No.	Frequency (MHz)	Results (dBuV/m)	Factor (dB)	Limit (dBuV/m)	Margin (dB)	Detector	Table (Degree)	Height (cm)	Antenna	Verdict
1	1513.200	39.18	-16.45	74.0	34.82	Peak	28.00	400	Vertical	Pass
1**	1513.200	29.31	-16.45	54.0	24.69	AV	28.00	400	Vertical	Pass
2	4341.750	48.41	-4.04	74.0	25.59	Peak	207.00	300	Vertical	Pass
2**	4341.750	39.68	-4.04	54.0	14.32	AV	207.00	300	Vertical	Pass
3	5825.000	96.01	-1.74	--	--	Peak	233.00	100	Vertical	N/A
3**	5825.000	89.84	-1.74	--	--	AV	233.00	100	Vertical	N/A
4	7383.250	53.15	0.63	74.0	20.85	Peak	258.00	100	Vertical	Pass
4**	7383.250	43.73	0.63	54.0	10.27	AV	258.00	100	Vertical	Pass
5	10721.275	51.81	-2.10	74.0	22.19	Peak	360.00	150	Vertical	Pass
5**	10721.275	42.33	-2.10	54.0	11.67	AV	360.00	150	Vertical	Pass
6	15750.901	52.05	0.35	74.0	21.95	Peak	338.00	400	Vertical	Pass
6**	15750.901	42.93	0.35	54.0	11.07	AV	338.00	400	Vertical	Pass

11ac40, U-NII-3, 1 GHz to 18 GHz, Low Channel, ANT H

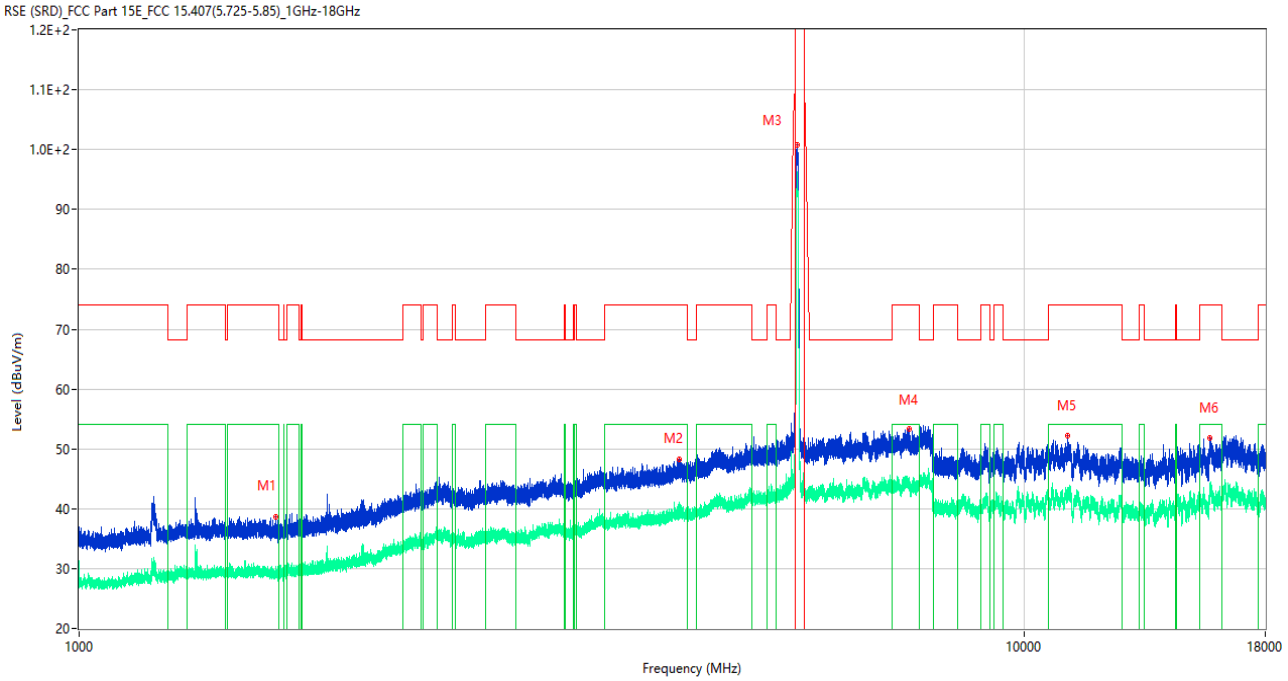

No.	Frequency (MHz)	Results (dBuV/m)	Factor (dB)	Limit (dBuV/m)	Margin (dB)	Detector	Table (Degree)	Height (cm)	Antenna	Verdict
1	1615.700	38.61	-16.68	74.0	35.39	Peak	174.00	300	Horizontal	Pass
1**	1615.700	28.60	-16.68	54.0	25.40	AV	174.00	300	Horizontal	Pass
2	4316.250	48.25	-4.02	74.0	25.75	Peak	75.00	400	Horizontal	Pass
2**	4316.250	39.63	-4.02	54.0	14.37	AV	75.00	400	Horizontal	Pass
3	5755.250	100.81	-1.18	--	--	Peak	12.00	150	Horizontal	N/A
3**	5755.250	96.14	-1.18	--	--	AV	12.00	150	Horizontal	N/A
4	7564.500	53.31	1.23	74.0	20.69	Peak	109.00	300	Horizontal	Pass
4**	7564.500	43.49	1.23	54.0	10.51	AV	109.00	300	Horizontal	Pass
5	11129.062	52.27	-0.97	74.0	21.73	Peak	192.00	100	Horizontal	Pass
5**	11129.062	43.03	-0.97	54.0	10.97	AV	192.00	100	Horizontal	Pass
6	15737.775	51.82	0.21	74.0	22.18	Peak	213.00	200	Horizontal	Pass
6**	15737.775	43.44	0.21	54.0	10.56	AV	213.00	200	Horizontal	Pass

11ac40, U-NII-3, 1 GHz to 18 GHz, Low Channel, ANT V

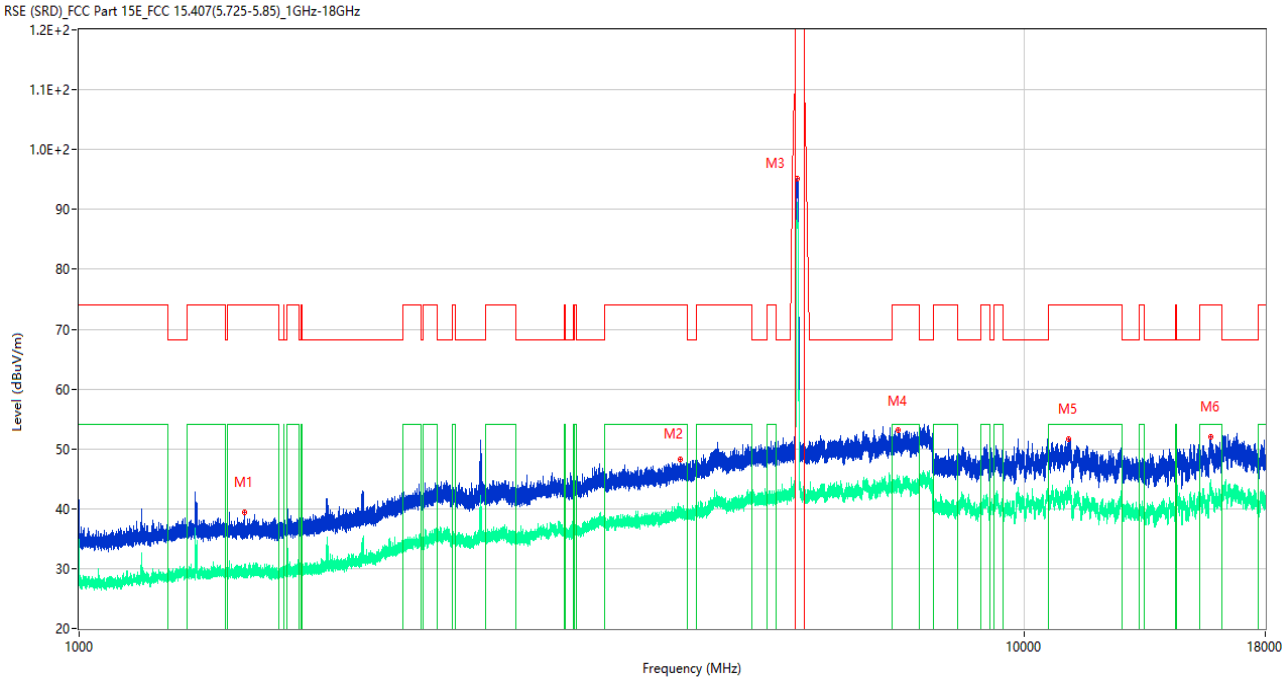

No.	Frequency (MHz)	Results (dBuV/m)	Factor (dB)	Limit (dBuV/m)	Margin (dB)	Detector	Table (Degree)	Height (cm)	Antenna	Verdict
1	1497.000	39.42	-16.70	74.0	34.58	Peak	279.00	200	Vertical	Pass
1**	1497.000	28.99	-16.70	54.0	25.01	AV	279.00	200	Vertical	Pass
2	4330.500	48.16	-4.25	74.0	25.84	Peak	12.00	300	Vertical	Pass
2**	4330.500	39.69	-4.25	54.0	14.31	AV	12.00	300	Vertical	Pass
3	5749.500	95.06	-1.43	--	--	Peak	224.00	100	Vertical	N/A
3**	5749.500	87.95	-1.43	--	--	AV	224.00	100	Vertical	N/A
4	7355.750	53.10	0.68	74.0	20.90	Peak	224.00	400	Vertical	Pass
4**	7355.750	44.28	0.68	54.0	9.72	AV	224.00	400	Vertical	Pass
5	11152.575	51.68	-0.99	74.0	22.32	Peak	36.00	100	Vertical	Pass
5**	11152.575	42.90	-0.99	54.0	11.10	AV	36.00	100	Vertical	Pass
6	15749.588	52.09	0.37	74.0	21.91	Peak	135.00	400	Vertical	Pass
6**	15749.588	43.48	0.37	54.0	10.52	AV	135.00	400	Vertical	Pass

11ac40, U-NII-3, 1 GHz to 18 GHz, High Channel, ANT H

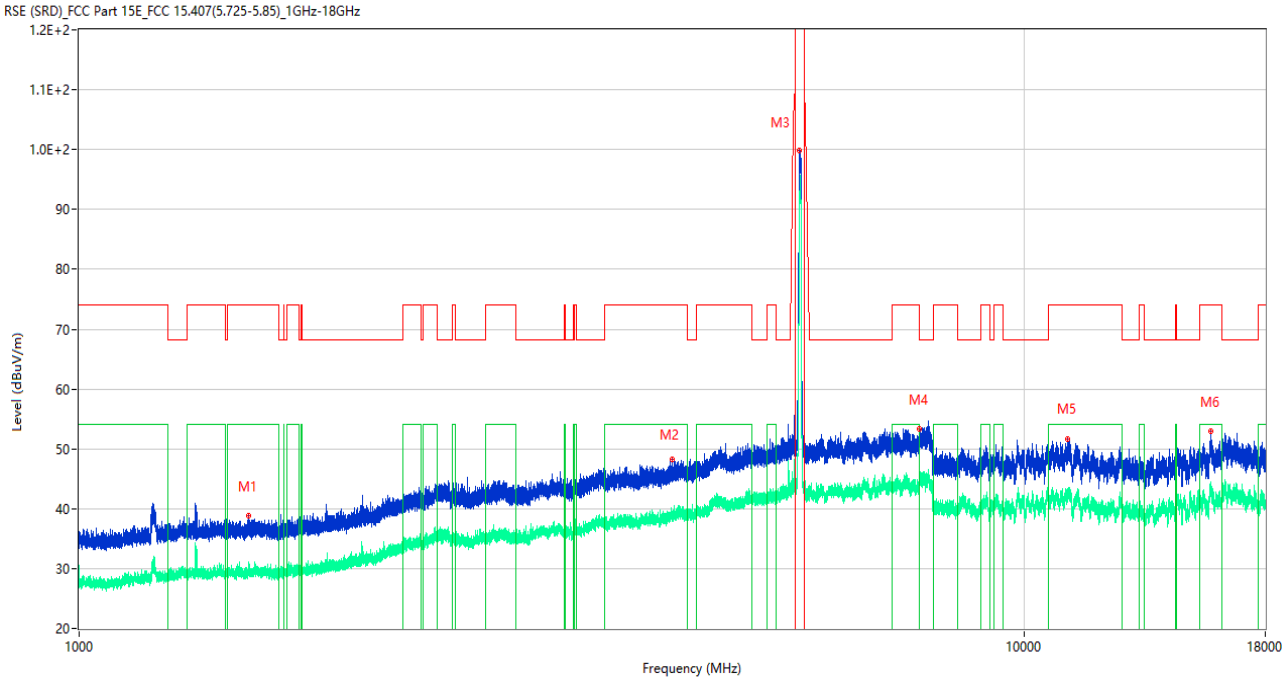

No.	Frequency (MHz)	Results (dBuV/m)	Factor (dB)	Limit (dBuV/m)	Margin (dB)	Detector	Table (Degree)	Height (cm)	Antenna	Verdict
1	1510.100	38.80	-16.52	74.0	35.20	Peak	244.00	200	Horizontal	Pass
1**	1510.100	28.93	-16.52	54.0	25.07	AV	244.00	200	Horizontal	Pass
2	4246.750	48.19	-4.35	74.0	25.81	Peak	331.00	300	Horizontal	Pass
2**	4246.750	38.52	-4.35	54.0	15.48	AV	331.00	300	Horizontal	Pass
3	5788.250	99.77	-1.76	--	--	Peak	53.00	100	Horizontal	N/A
3**	5788.250	91.84	-1.76	--	--	AV	53.00	100	Horizontal	N/A
4	7740.750	53.30	1.47	74.0	20.70	Peak	62.00	400	Horizontal	Pass
4**	7740.750	43.87	1.47	54.0	10.13	AV	62.00	400	Horizontal	Pass
5	11125.975	51.63	-0.98	74.0	22.37	Peak	149.00	150	Horizontal	Pass
5**	11125.975	42.93	-0.98	54.0	11.07	AV	149.00	150	Horizontal	Pass
6	15744.075	52.93	0.29	74.0	21.07	Peak	253.00	200	Horizontal	Pass
6**	15744.075	44.55	0.29	54.0	9.45	AV	253.00	200	Horizontal	Pass

11ac40, U-NII-3, 1 GHz to 18 GHz, High Channel, ANT V

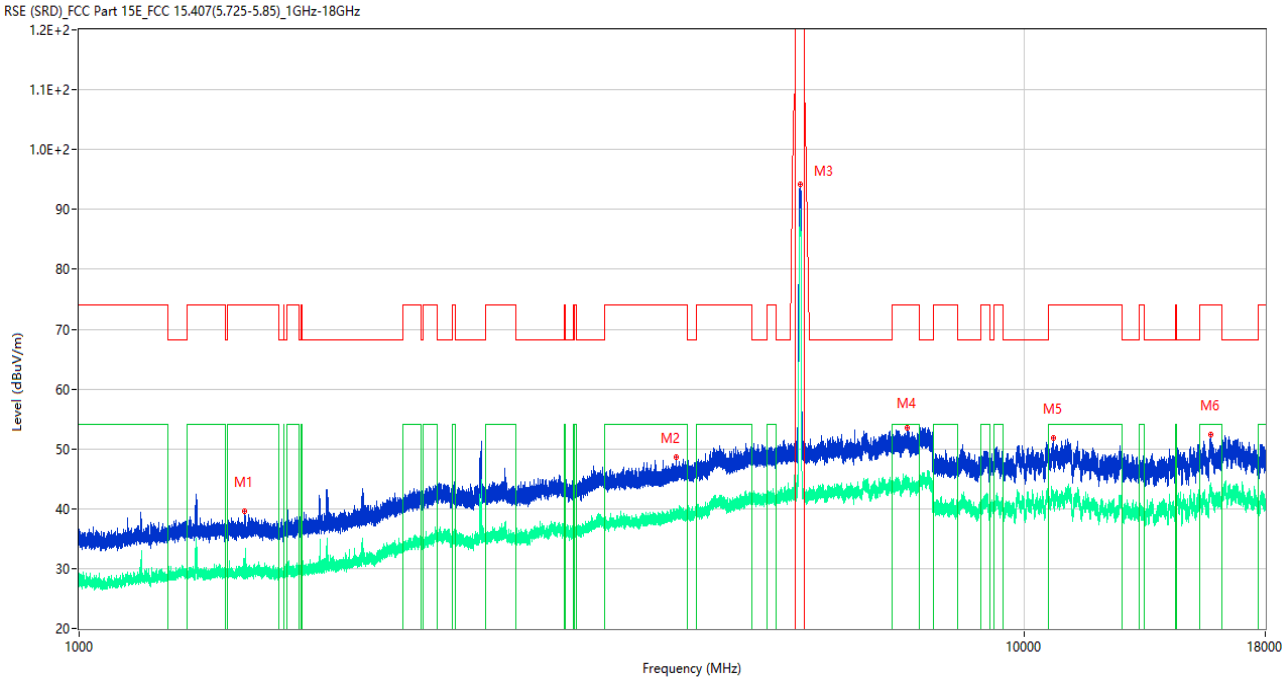

No.	Frequency (MHz)	Results (dBuV/m)	Factor (dB)	Limit (dBuV/m)	Margin (dB)	Detector	Table (Degree)	Height (cm)	Antenna	Verdict
1	1498.000	39.52	-16.62	74.0	34.48	Peak	303.00	200	Vertical	Pass
1**	1498.000	31.72	-16.62	54.0	22.28	AV	303.00	200	Vertical	Pass
2	4280.250	48.64	-4.24	74.0	25.36	Peak	138.00	400	Vertical	Pass
2**	4280.250	39.46	-4.24	54.0	14.54	AV	138.00	400	Vertical	Pass
3	5794.500	94.15	-1.78	--	--	Peak	235.00	100	Vertical	N/A
3**	5794.500	87.13	-1.78	--	--	AV	235.00	100	Vertical	N/A
4	7519.000	53.61	2.03	74.0	20.39	Peak	243.00	300	Vertical	Pass
4**	7519.000	44.93	2.03	54.0	9.07	AV	243.00	300	Vertical	Pass
5	10732.200	51.74	-1.93	74.0	22.26	Peak	360.00	150	Vertical	Pass
5**	10732.200	42.94	-1.93	54.0	11.06	AV	360.00	150	Vertical	Pass
6	15753.263	52.32	0.28	74.0	21.68	Peak	360.00	200	Vertical	Pass
6**	15753.263	43.32	0.28	54.0	10.68	AV	360.00	200	Vertical	Pass

11ac80, U-NII-3, 1 GHz to 18 GHz, Middle Channel, ANT H

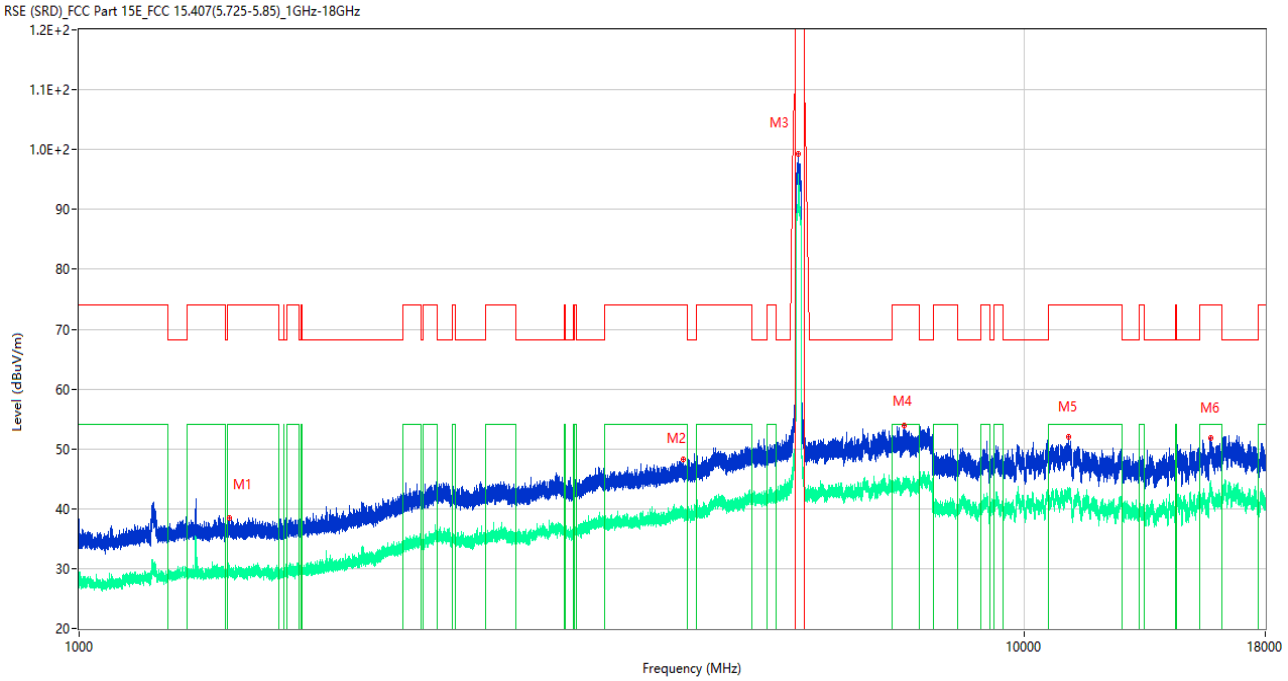

No.	Frequency (MHz)	Results (dBuV/m)	Factor (dB)	Limit (dBuV/m)	Margin (dB)	Detector	Table (Degree)	Height (cm)	Antenna	Verdict
1	1441.600	38.53	-16.46	74.0	35.47	Peak	254.00	200	Horizontal	Pass
1**	1441.600	29.71	-16.46	54.0	24.29	AV	254.00	200	Horizontal	Pass
2	4359.000	48.27	-3.85	74.0	25.73	Peak	196.00	100	Horizontal	Pass
2**	4359.000	39.79	-3.85	54.0	14.21	AV	196.00	100	Horizontal	Pass
3	5775.000	99.29	-1.20	--	--	Peak	56.00	100	Horizontal	N/A
3**	5775.000	95.49	-1.20	--	--	AV	56.00	100	Horizontal	N/A
4	7471.000	53.83	1.82	74.0	20.17	Peak	162.00	400	Horizontal	Pass
4**	7471.000	43.80	1.82	54.0	10.20	AV	162.00	400	Horizontal	Pass
5	11146.162	52.04	-0.95	74.0	21.96	Peak	58.00	100	Horizontal	Pass
5**	11146.162	42.48	-0.95	54.0	11.52	AV	58.00	100	Horizontal	Pass
6	15746.962	51.87	0.33	74.0	22.13	Peak	314.00	300	Horizontal	Pass
6**	15746.962	42.67	0.33	54.0	11.33	AV	314.00	300	Horizontal	Pass

11ac80, U-NII-3, 1 GHz to 18 GHz, Middle Channel, ANT V

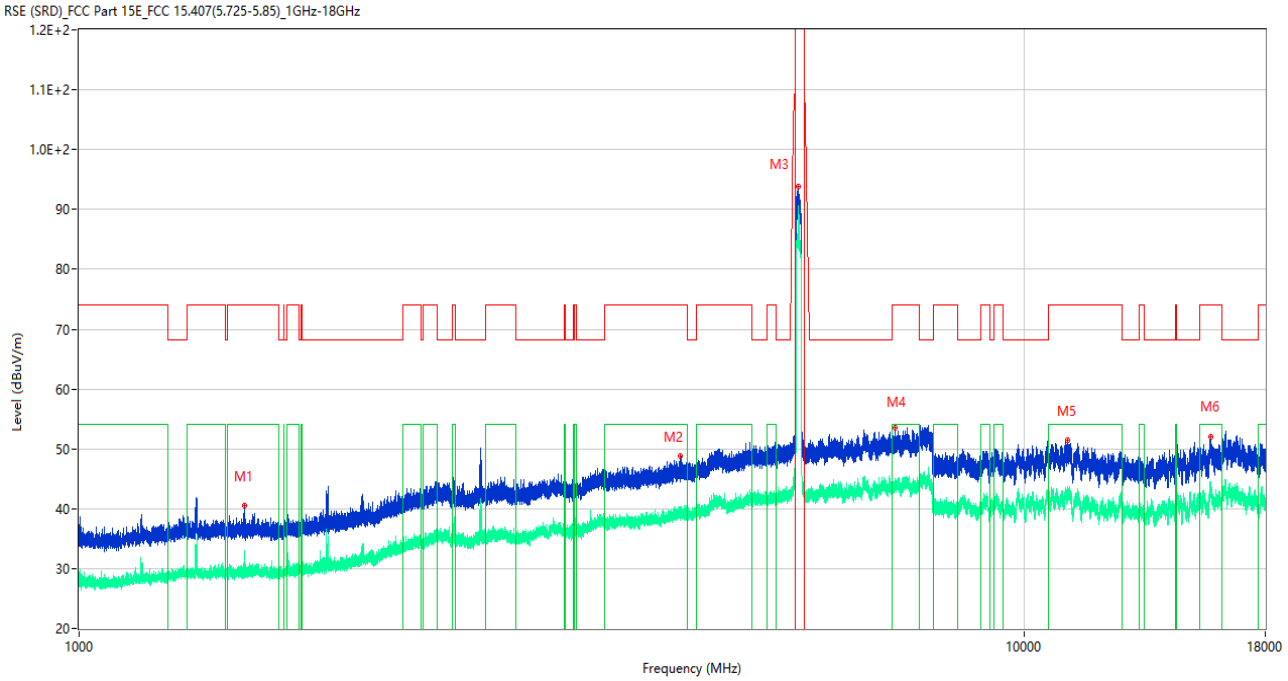

No.	Frequency (MHz)	Results (dBuV/m)	Factor (dB)	Limit (dBuV/m)	Margin (dB)	Detector	Table (Degree)	Height (cm)	Antenna	Verdict
1	1497.100	40.45	-16.69	74.0	33.55	Peak	301.00	100	Vertical	Pass
1**	1497.100	28.82	-16.69	54.0	25.18	AV	301.00	100	Vertical	Pass
2	4329.000	48.88	-4.38	74.0	25.12	Peak	12.00	100	Vertical	Pass
2**	4329.000	39.00	-4.38	54.0	15.00	AV	12.00	100	Vertical	Pass
3	5775.500	93.88	-1.28	--	--	Peak	231.00	150	Vertical	N/A
3**	5775.500	89.82	-1.28	--	--	AV	231.00	150	Vertical	N/A
4	7310.250	53.52	0.64	74.0	20.48	Peak	135.00	300	Vertical	Pass
4**	7310.250	43.85	0.64	54.0	10.15	AV	135.00	300	Vertical	Pass
5	11108.163	51.39	-1.00	74.0	22.61	Peak	182.00	150	Vertical	Pass
5**	11108.163	41.67	-1.00	54.0	12.33	AV	182.00	150	Vertical	Pass
6	15753.263	52.08	0.28	74.0	21.92	Peak	123.00	200	Vertical	Pass
6**	15753.263	44.12	0.28	54.0	9.88	AV	123.00	200	Vertical	Pass

Aux. Antenna

11a, U-NII-1, 1 GHz to 18 GHz, Low Channel, ANT H

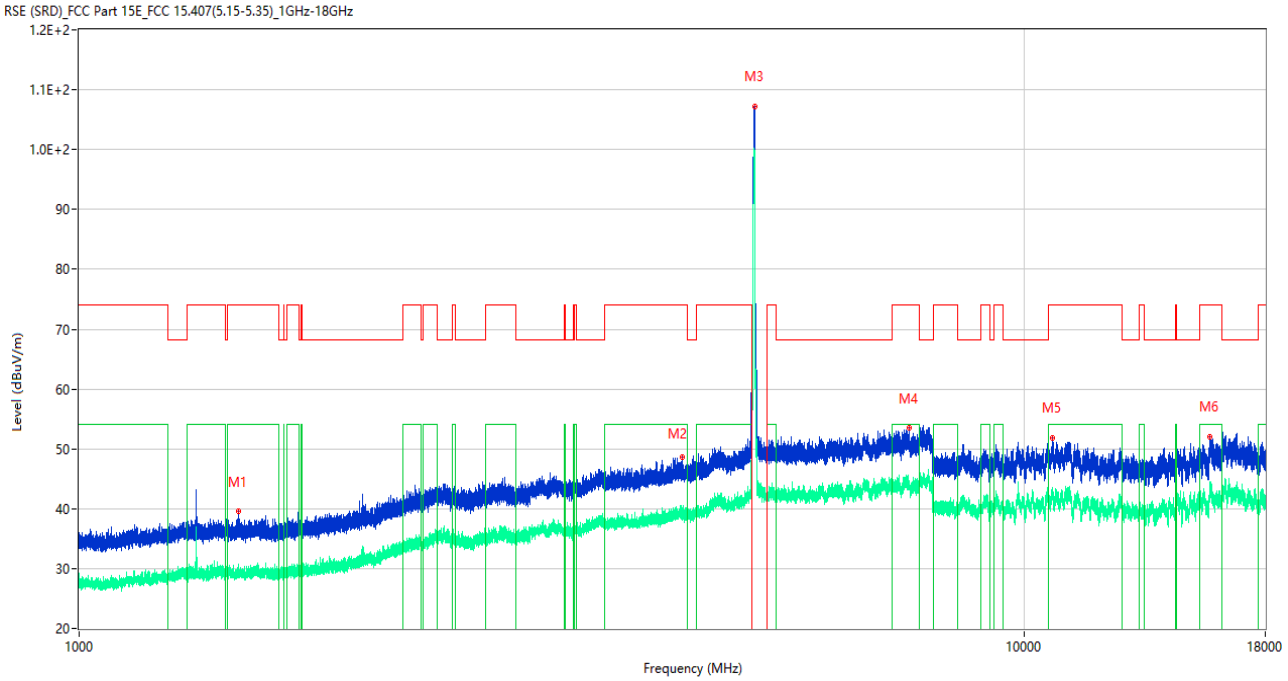

No.	Frequency (MHz)	Results (dBuV/m)	Factor (dB)	Limit (dBuV/m)	Margin (dB)	Detector	Table (Degree)	Height (cm)	Antenna	Verdict
1	1473.600	39.54	-16.43	74.0	34.46	Peak	63.00	300	Horizontal	Pass
1**	1473.600	30.66	-16.43	54.0	23.34	AV	63.00	300	Horizontal	Pass
2	4348.250	48.55	-4.08	74.0	25.45	Peak	270.00	200	Horizontal	Pass
2**	4348.250	38.83	-4.08	54.0	15.17	AV	270.00	200	Horizontal	Pass
3	5187.500	107.24	-1.72	--	--	Peak	192.00	200	Horizontal	N/A
3**	5187.500	99.33	-1.72	--	--	AV	192.00	200	Horizontal	N/A
4	7553.250	53.47	1.16	74.0	20.53	Peak	244.00	200	Horizontal	Pass
4**	7553.250	43.23	1.16	54.0	10.77	AV	244.00	200	Horizontal	Pass
5	10718.900	51.88	-2.14	74.0	22.12	Peak	1.00	200	Horizontal	Pass
5**	10718.900	41.88	-2.14	54.0	12.12	AV	1.00	200	Horizontal	Pass
6	15728.850	52.02	0.08	74.0	21.98	Peak	223.00	400	Horizontal	Pass
6**	15728.850	42.79	0.08	54.0	11.21	AV	223.00	400	Horizontal	Pass

11a, U-NII-1, 1 GHz to 18 GHz, Low Channel, ANT V

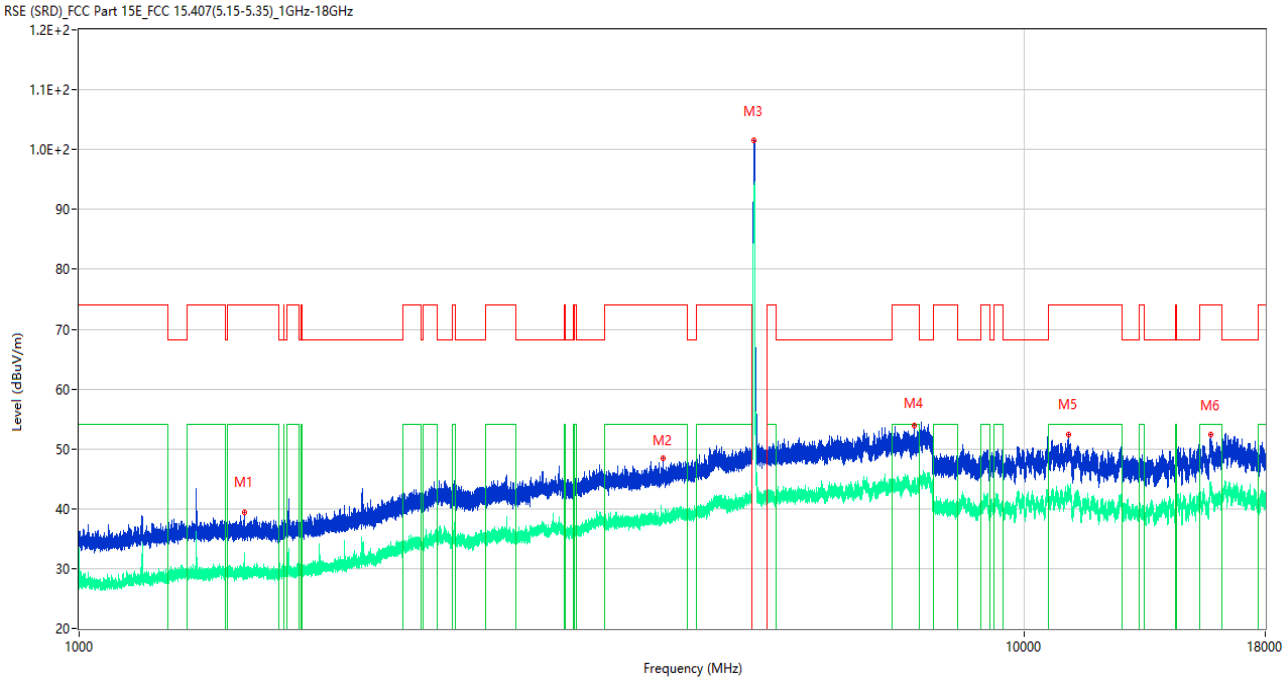

No.	Frequency (MHz)	Results (dBuV/m)	Factor (dB)	Limit (dBuV/m)	Margin (dB)	Detector	Table (Degree)	Height (cm)	Antenna	Verdict
1	1495.100	39.42	-16.83	74.0	34.58	Peak	328.00	400	Vertical	Pass
1**	1495.100	28.89	-16.83	54.0	25.11	AV	328.00	400	Vertical	Pass
2	4150.000	48.50	-4.95	74.0	25.50	Peak	1.00	200	Vertical	Pass
2**	4150.000	38.19	-4.95	54.0	15.81	AV	1.00	200	Vertical	Pass
3	5181.750	101.49	-1.12	--	--	Peak	228.00	150	Vertical	N/A
3**	5181.750	93.47	-1.12	--	--	AV	228.00	150	Vertical	N/A
4	7657.250	53.91	1.06	74.0	20.09	Peak	30.00	100	Vertical	Pass
4**	7657.250	43.52	1.06	54.0	10.48	AV	30.00	100	Vertical	Pass
5	11137.138	52.47	-0.96	74.0	21.53	Peak	1.00	200	Vertical	Pass
5**	11137.138	42.50	-0.96	54.0	11.50	AV	1.00	200	Vertical	Pass
6	15757.200	52.38	0.18	74.0	21.62	Peak	109.00	400	Vertical	Pass
6**	15757.200	42.97	0.18	54.0	11.03	AV	109.00	400	Vertical	Pass

11a, U-NII-1, 1 GHz to 18 GHz, Middle Channel, ANT H

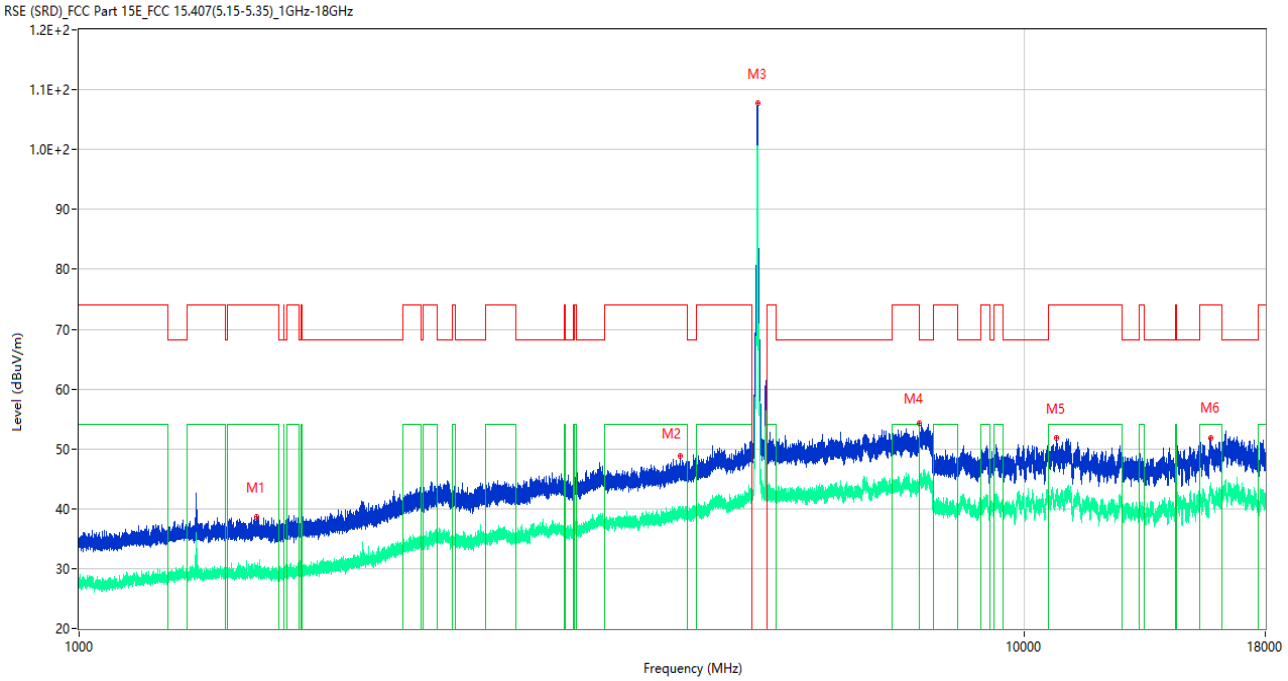

No.	Frequency (MHz)	Results (dBuV/m)	Factor (dB)	Limit (dBuV/m)	Margin (dB)	Detector	Table (Degree)	Height (cm)	Antenna	Verdict
1	1540.300	38.56	-16.48	74.0	35.44	Peak	219.00	200	Horizontal	Pass
1**	1540.300	29.44	-16.48	54.0	24.56	AV	219.00	200	Horizontal	Pass
2	4323.250	48.85	-4.20	74.0	25.15	Peak	360.00	100	Horizontal	Pass
2**	4323.250	39.06	-4.20	54.0	14.94	AV	360.00	100	Horizontal	Pass
3	5225.500	107.74	-2.02	--	--	Peak	10.00	150	Horizontal	N/A
3**	5225.500	99.53	-2.02	--	--	AV	10.00	150	Horizontal	N/A
4	7743.500	54.34	1.15	74.0	19.66	Peak	101.00	300	Horizontal	Pass
4**	7743.500	44.09	1.15	54.0	9.91	AV	101.00	300	Horizontal	Pass
5	10833.138	51.80	-2.23	74.0	22.20	Peak	226.00	150	Horizontal	Pass
5**	10833.138	42.04	-2.23	54.0	11.96	AV	226.00	150	Horizontal	Pass
6	15754.313	51.84	0.26	74.0	22.16	Peak	223.00	400	Horizontal	Pass
6**	15754.313	43.30	0.26	54.0	10.70	AV	223.00	400	Horizontal	Pass

11a, U-NII-1, 1 GHz to 18 GHz, Middle Channel, ANT V

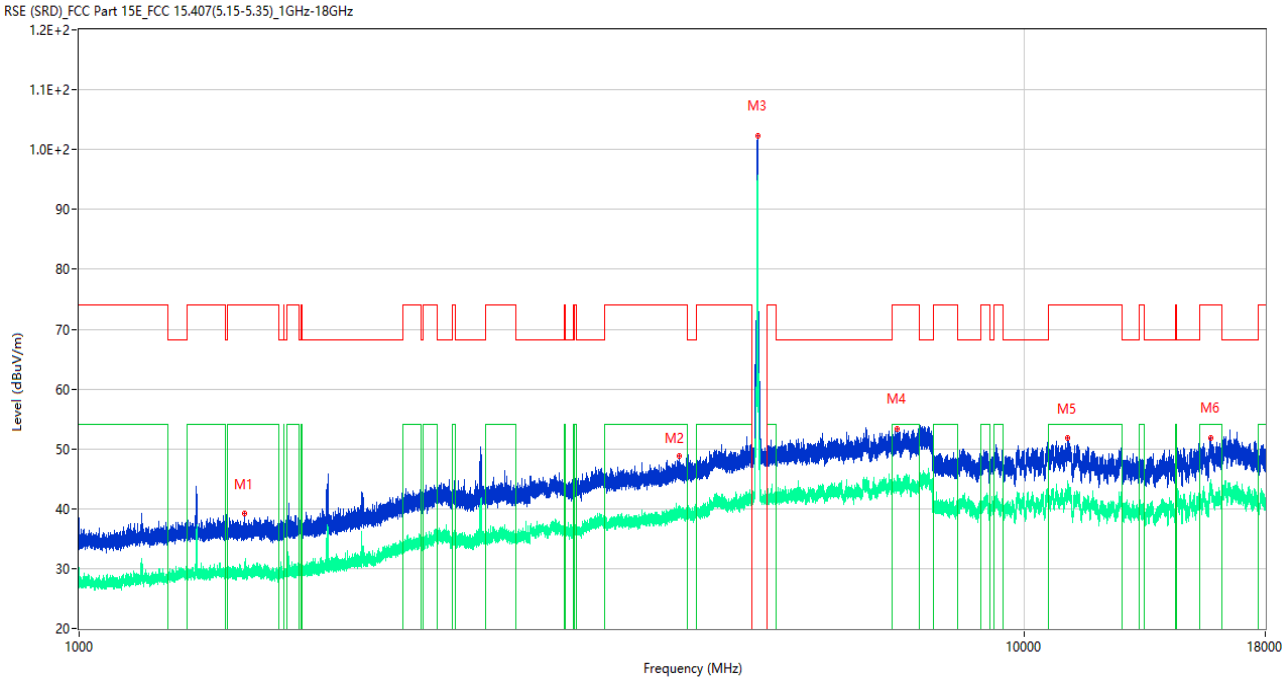

No.	Frequency (MHz)	Results (dBuV/m)	Factor (dB)	Limit (dBuV/m)	Margin (dB)	Detector	Table (Degree)	Height (cm)	Antenna	Verdict
1	1498.200	39.19	-16.60	74.0	34.81	Peak	307.00	400	Vertical	Pass
1**	1498.200	30.60	-16.60	54.0	23.40	AV	307.00	400	Vertical	Pass
2	4314.000	48.75	-3.93	74.0	25.25	Peak	31.00	200	Vertical	Pass
2**	4314.000	38.87	-3.93	54.0	15.13	AV	31.00	200	Vertical	Pass
3	5224.000	102.33	-1.99	--	--	Peak	215.00	200	Vertical	N/A
3**	5224.000	94.69	-1.99	--	--	AV	215.00	200	Vertical	N/A
4	7347.250	53.36	1.24	74.0	20.64	Peak	31.00	100	Vertical	Pass
4**	7347.250	45.69	1.24	54.0	8.31	AV	31.00	100	Vertical	Pass
5	11122.888	51.75	-0.98	74.0	22.25	Peak	31.00	150	Vertical	Pass
5**	11122.888	42.21	-0.98	54.0	11.79	AV	31.00	150	Vertical	Pass
6	15747.750	51.90	0.34	74.0	22.10	Peak	31.00	300	Vertical	Pass
6**	15747.750	43.27	0.34	54.0	10.73	AV	31.00	300	Vertical	Pass

11a, U-NII-1, 1 GHz to 18 GHz, High Channel, ANT H

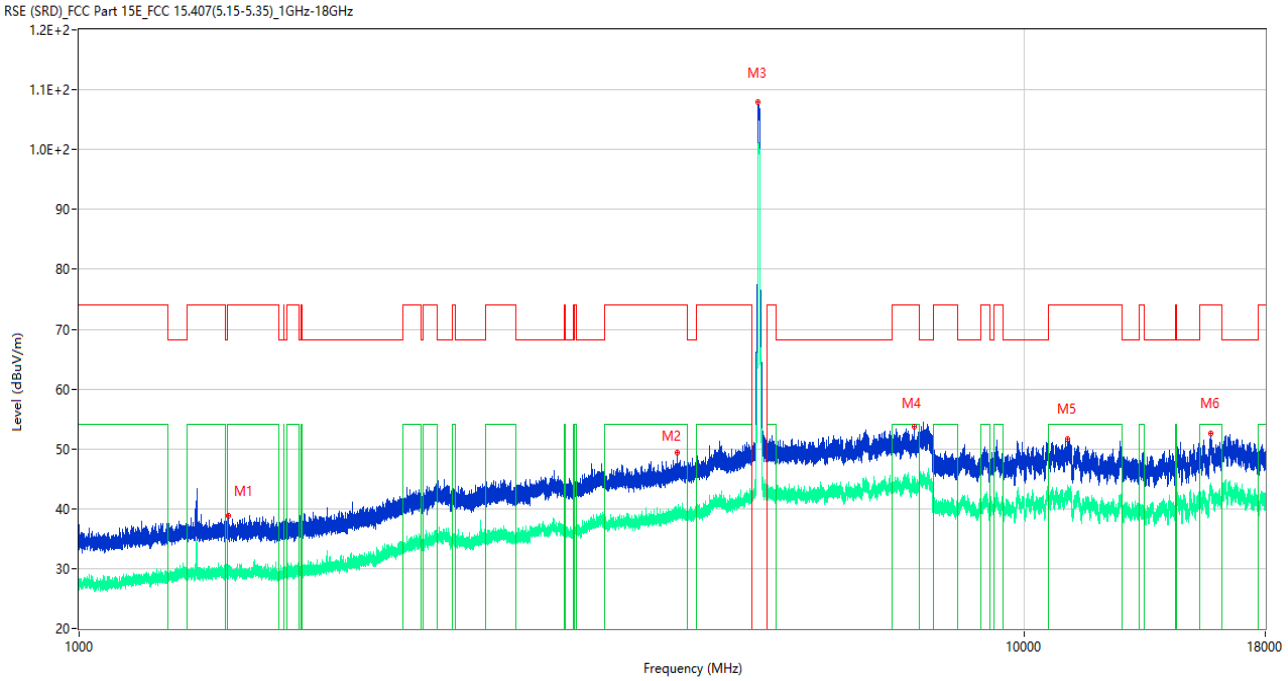

No.	Frequency (MHz)	Results (dBuV/m)	Factor (dB)	Limit (dBuV/m)	Margin (dB)	Detector	Table (Degree)	Height (cm)	Antenna	Verdict
1	1440.300	38.87	-16.54	74.0	35.13	Peak	250.00	200	Horizontal	Pass
1**	1440.300	29.16	-16.54	54.0	24.84	AV	250.00	200	Horizontal	Pass
2	4293.000	49.29	-3.97	74.0	24.71	Peak	360.00	100	Horizontal	Pass
2**	4293.000	39.15	-3.97	54.0	14.85	AV	360.00	100	Horizontal	Pass
3	5233.500	107.86	-1.73	--	--	Peak	174.00	150	Horizontal	N/A
3**	5233.500	100.15	-1.73	--	--	AV	174.00	150	Horizontal	N/A
4	7645.250	53.63	0.82	74.0	20.37	Peak	18.00	100	Horizontal	Pass
4**	7645.250	43.45	0.82	54.0	10.55	AV	18.00	100	Horizontal	Pass
5	11128.112	51.68	-0.97	74.0	22.32	Peak	135.00	150	Horizontal	Pass
5**	11128.112	42.64	-0.97	54.0	11.36	AV	135.00	150	Horizontal	Pass
6	15774.525	52.66	-0.30	74.0	21.34	Peak	298.00	200	Horizontal	Pass
6**	15774.525	42.40	-0.30	54.0	11.60	AV	298.00	200	Horizontal	Pass

11a, U-NII-1, 1 GHz to 18 GHz, High Channel, ANT V

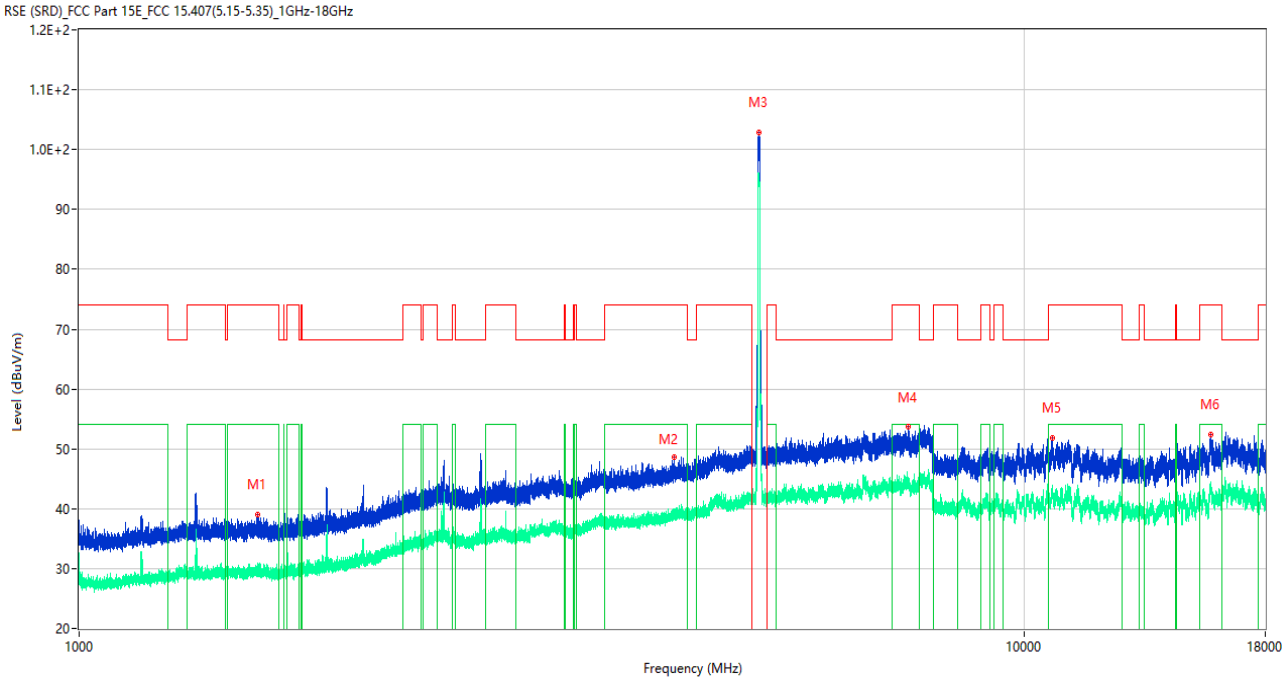

No.	Frequency (MHz)	Results (dBuV/m)	Factor (dB)	Limit (dBuV/m)	Margin (dB)	Detector	Table (Degree)	Height (cm)	Antenna	Verdict
1	1544.700	39.06	-16.42	74.0	34.94	Peak	356.00	300	Vertical	Pass
1**	1544.700	29.00	-16.42	54.0	25.00	AV	356.00	300	Vertical	Pass
2	4265.500	48.69	-3.77	74.0	25.31	Peak	197.00	200	Vertical	Pass
2**	4265.500	40.02	-3.77	54.0	13.98	AV	197.00	200	Vertical	Pass
3	5246.500	102.86	-1.90	--	--	Peak	223.00	100	Vertical	N/A
3**	5246.500	94.70	-1.90	--	--	AV	223.00	100	Vertical	N/A
4	7539.250	53.68	2.10	74.0	20.32	Peak	21.00	300	Vertical	Pass
4**	7539.250	43.48	2.10	54.0	10.52	AV	21.00	300	Vertical	Pass
5	10717.000	51.86	-2.17	74.0	22.14	Peak	286.00	200	Vertical	Pass
5**	10717.000	41.95	-2.17	54.0	12.05	AV	286.00	200	Vertical	Pass
6	15746.962	52.39	0.33	74.0	21.61	Peak	70.00	300	Vertical	Pass
6**	15746.962	43.55	0.33	54.0	10.45	AV	70.00	300	Vertical	Pass

11n20, U-NII-1, 1 GHz to 18 GHz, Low Channel, ANT H

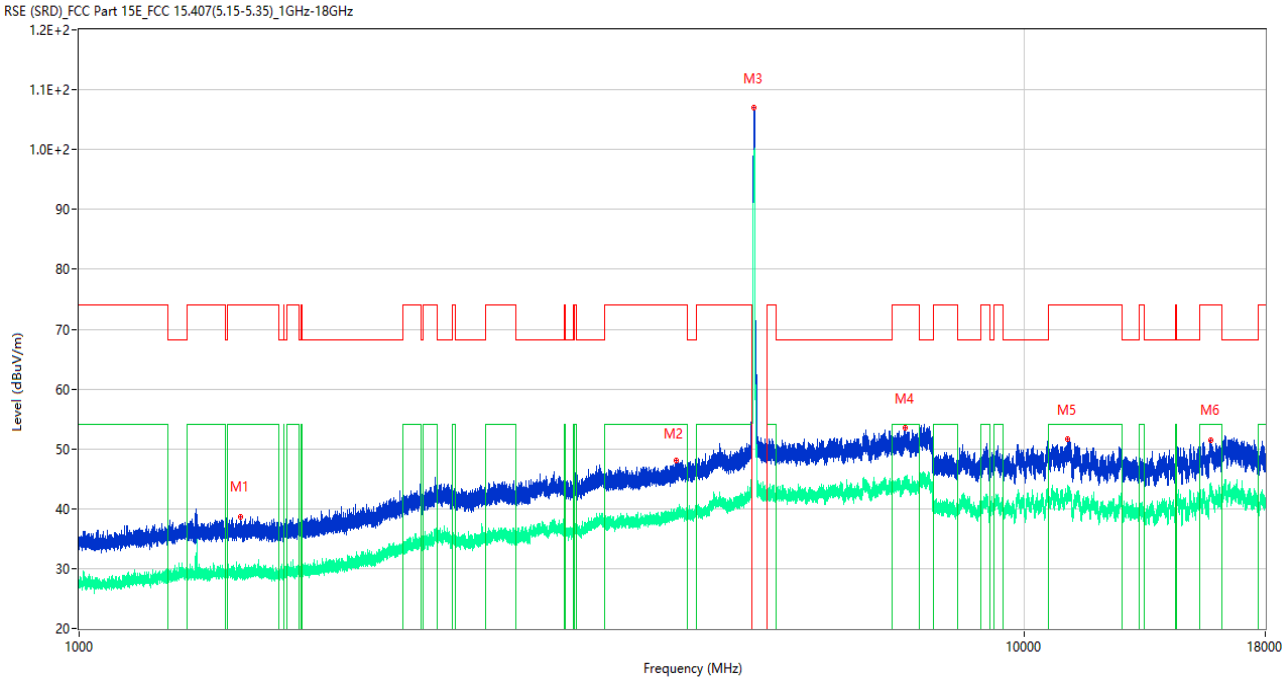

No.	Frequency (MHz)	Results (dBuV/m)	Factor (dB)	Limit (dBuV/m)	Margin (dB)	Detector	Table (Degree)	Height (cm)	Antenna	Verdict
1	1481.700	38.69	-16.43	74.0	35.31	Peak	42.00	100	Horizontal	Pass
1**	1481.700	28.89	-16.43	54.0	25.11	AV	42.00	100	Horizontal	Pass
2	4287.250	48.03	-4.25	74.0	25.97	Peak	319.00	200	Horizontal	Pass
2**	4287.250	38.66	-4.25	54.0	15.34	AV	319.00	200	Horizontal	Pass
3	5175.000	106.96	-1.26	--	--	Peak	163.00	150	Horizontal	N/A
3**	5175.000	99.09	-1.26	--	--	AV	163.00	150	Horizontal	N/A
4	7482.250	53.43	1.49	74.0	20.57	Peak	36.00	300	Horizontal	Pass
4**	7482.250	44.22	1.49	54.0	9.78	AV	36.00	300	Horizontal	Pass
5	11132.151	51.60	-0.97	74.0	22.40	Peak	179.00	200	Horizontal	Pass
5**	11132.151	42.10	-0.97	54.0	11.90	AV	179.00	200	Horizontal	Pass
6	15761.925	51.53	0.05	74.0	22.47	Peak	293.00	100	Horizontal	Pass
6**	15761.925	43.38	0.05	54.0	10.62	AV	293.00	100	Horizontal	Pass

11n20, U-NII-1, 1 GHz to 18 GHz, Low Channel, ANT V

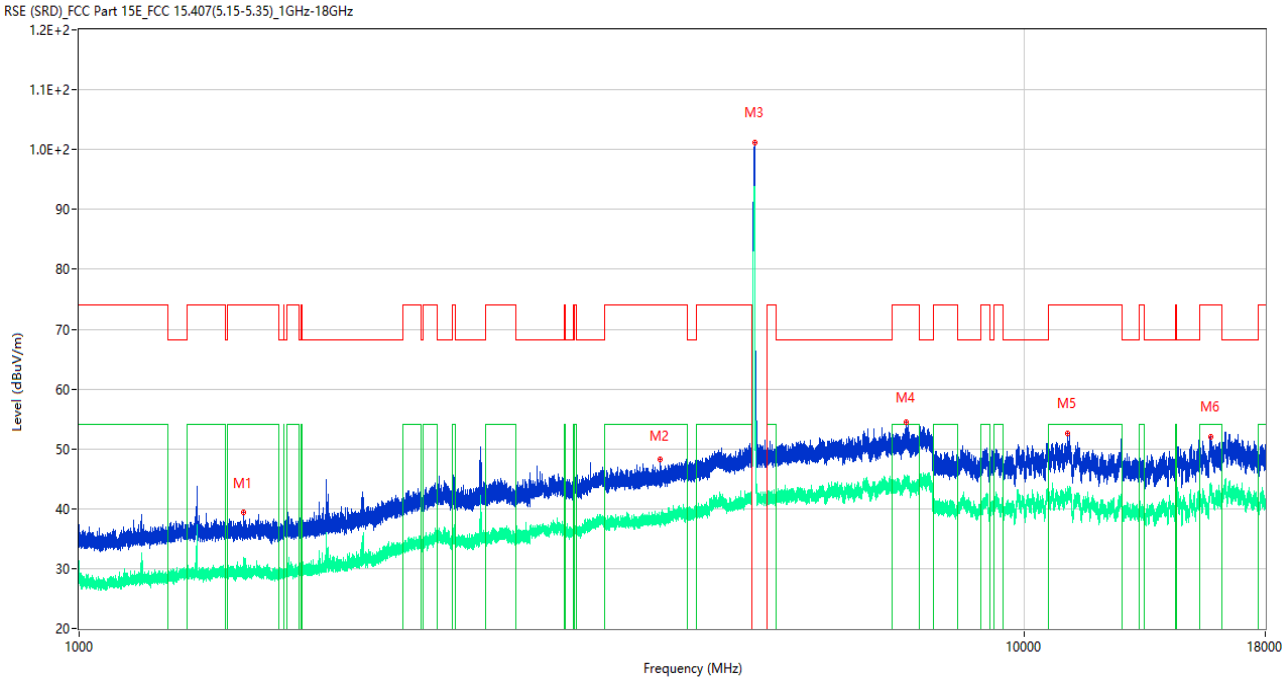

No.	Frequency (MHz)	Results (dBuV/m)	Factor (dB)	Limit (dBuV/m)	Margin (dB)	Detector	Table (Degree)	Height (cm)	Antenna	Verdict
1	1493.800	39.31	-16.89	74.0	34.69	Peak	359.00	100	Vertical	Pass
1**	1493.800	28.75	-16.89	54.0	25.25	AV	359.00	100	Vertical	Pass
2	4119.750	48.33	-4.84	74.0	25.67	Peak	329.00	100	Vertical	Pass
2**	4119.750	37.50	-4.84	54.0	16.50	AV	329.00	100	Vertical	Pass
3	5185.000	101.24	-1.50	--	--	Peak	223.00	200	Vertical	N/A
3**	5185.000	93.22	-1.50	--	--	AV	223.00	200	Vertical	N/A
4	7509.750	54.38	1.77	74.0	19.62	Peak	140.00	200	Vertical	Pass
4**	7509.750	44.66	1.77	54.0	9.34	AV	140.00	200	Vertical	Pass
5	11132.387	52.65	-0.97	74.0	21.35	Peak	36.00	150	Vertical	Pass
5**	11132.387	42.39	-0.97	54.0	11.61	AV	36.00	150	Vertical	Pass
6	15748.013	52.05	0.35	74.0	21.95	Peak	31.00	200	Vertical	Pass
6**	15748.013	43.23	0.35	54.0	10.77	AV	31.00	200	Vertical	Pass

11n20, U-NII-1, 1 GHz to 18 GHz, Middle Channel, ANT H

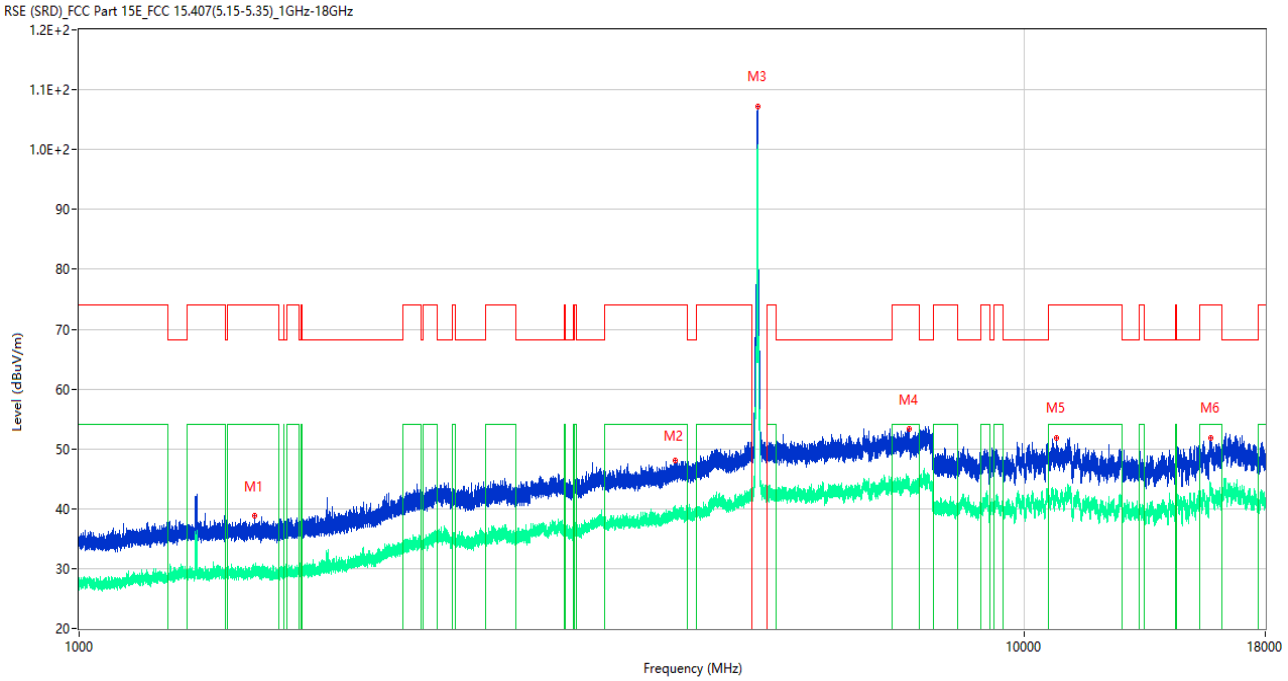

No.	Frequency (MHz)	Results (dBuV/m)	Factor (dB)	Limit (dBuV/m)	Margin (dB)	Detector	Table (Degree)	Height (cm)	Antenna	Verdict
1	1534.500	38.75	-16.45	74.0	35.25	Peak	146.00	100	Horizontal	Pass
1**	1534.500	29.04	-16.45	54.0	24.96	AV	146.00	100	Horizontal	Pass
2	4269.250	48.12	-3.84	74.0	25.88	Peak	348.00	100	Horizontal	Pass
2**	4269.250	38.86	-3.84	54.0	15.14	AV	348.00	100	Horizontal	Pass
3	5226.000	107.25	-2.04	--	--	Peak	171.00	200	Horizontal	N/A
3**	5226.000	99.76	-2.04	--	--	AV	171.00	200	Horizontal	N/A
4	7566.750	53.39	1.40	74.0	20.61	Peak	88.00	400	Horizontal	Pass
4**	7566.750	43.59	1.40	54.0	10.41	AV	88.00	400	Horizontal	Pass
5	10832.900	51.88	-2.23	74.0	22.12	Peak	348.00	150	Horizontal	Pass
5**	10832.900	41.74	-2.23	54.0	12.26	AV	348.00	150	Horizontal	Pass
6	15750.901	51.82	0.35	74.0	22.18	Peak	179.00	400	Horizontal	Pass
6**	15750.901	43.93	0.35	54.0	10.07	AV	179.00	400	Horizontal	Pass

11n20, U-NII-1, 1 GHz to 18 GHz, Middle Channel, ANT V

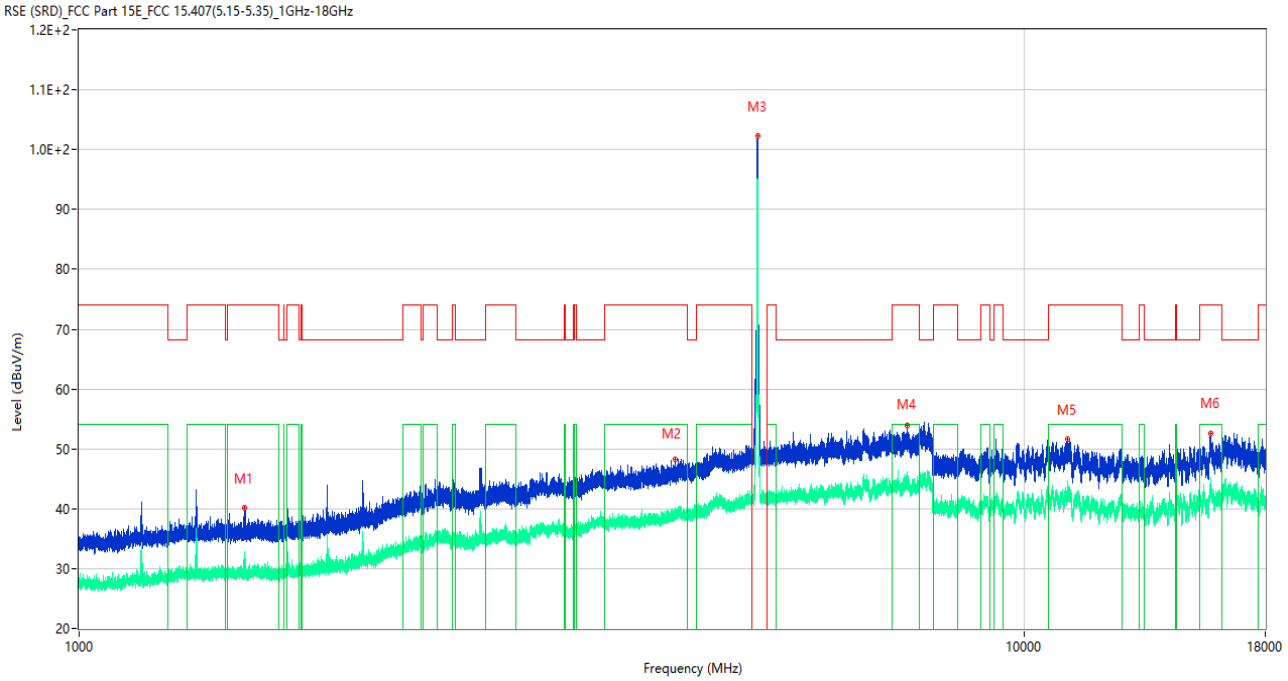

No.	Frequency (MHz)	Results (dBuV/m)	Factor (dB)	Limit (dBuV/m)	Margin (dB)	Detector	Table (Degree)	Height (cm)	Antenna	Verdict
1	1495.200	40.11	-16.83	74.0	33.89	Peak	328.00	300	Vertical	Pass
1**	1495.200	32.63	-16.83	54.0	21.37	AV	328.00	300	Vertical	Pass
2	4275.250	48.30	-4.18	74.0	25.70	Peak	33.00	300	Vertical	Pass
2**	4275.250	38.77	-4.18	54.0	15.23	AV	33.00	300	Vertical	Pass
3	5222.750	102.28	-1.98	--	--	Peak	223.00	150	Vertical	N/A
3**	5222.750	94.30	-1.98	--	--	AV	223.00	150	Vertical	N/A
4	7513.000	53.89	1.79	74.0	20.11	Peak	348.00	200	Vertical	Pass
4**	7513.000	44.48	1.79	54.0	9.52	AV	348.00	200	Vertical	Pass
5	11118.375	51.59	-0.99	74.0	22.41	Peak	348.00	200	Vertical	Pass
5**	11118.375	42.51	-0.99	54.0	11.49	AV	348.00	200	Vertical	Pass
6	15745.125	52.58	0.31	74.0	21.42	Peak	348.00	100	Vertical	Pass
6**	15745.125	43.17	0.31	54.0	10.83	AV	348.00	100	Vertical	Pass

11n20, U-NII-1, 1 GHz to 18 GHz, High Channel, ANT H

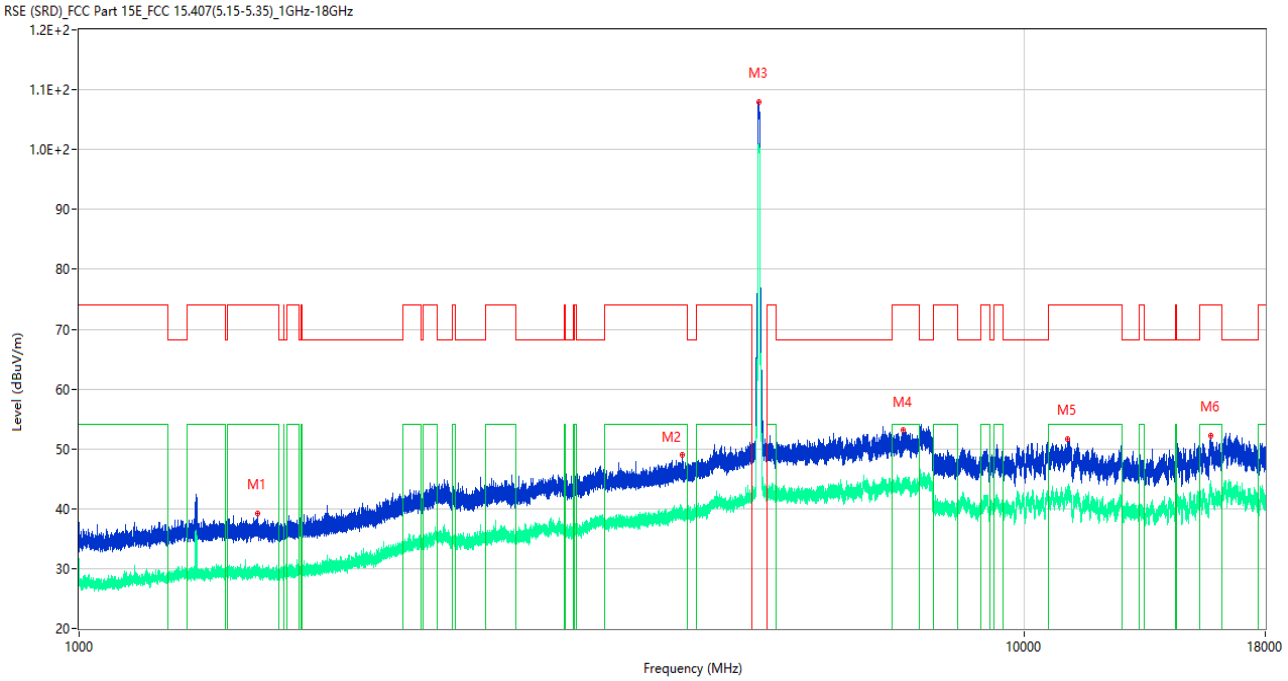

No.	Frequency (MHz)	Results (dBuV/m)	Factor (dB)	Limit (dBuV/m)	Margin (dB)	Detector	Table (Degree)	Height (cm)	Antenna	Verdict
1	1545.000	39.12	-16.41	74.0	34.88	Peak	338.00	300	Horizontal	Pass
1**	1545.000	29.44	-16.41	54.0	24.56	AV	338.00	300	Horizontal	Pass
2	4351.000	48.94	-4.05	74.0	25.06	Peak	127.00	200	Horizontal	Pass
2**	4351.000	39.33	-4.05	54.0	14.67	AV	127.00	200	Horizontal	Pass
3	5235.000	107.87	-1.76	--	--	Peak	5.00	100	Horizontal	N/A
3**	5235.000	100.16	-1.76	--	--	AV	5.00	100	Horizontal	N/A
4	7456.750	53.13	1.59	74.0	20.87	Peak	340.00	300	Horizontal	Pass
4**	7456.750	43.95	1.59	54.0	10.05	AV	340.00	300	Horizontal	Pass
5	11132.151	51.62	-0.97	74.0	22.38	Peak	348.00	150	Horizontal	Pass
5**	11132.151	43.23	-0.97	54.0	10.77	AV	348.00	150	Horizontal	Pass
6	15763.237	52.12	0.01	74.0	21.88	Peak	348.00	200	Horizontal	Pass
6**	15763.237	43.74	0.01	54.0	10.26	AV	348.00	200	Horizontal	Pass

11n20, U-NII-1, 1 GHz to 18 GHz, High Channel, ANT V

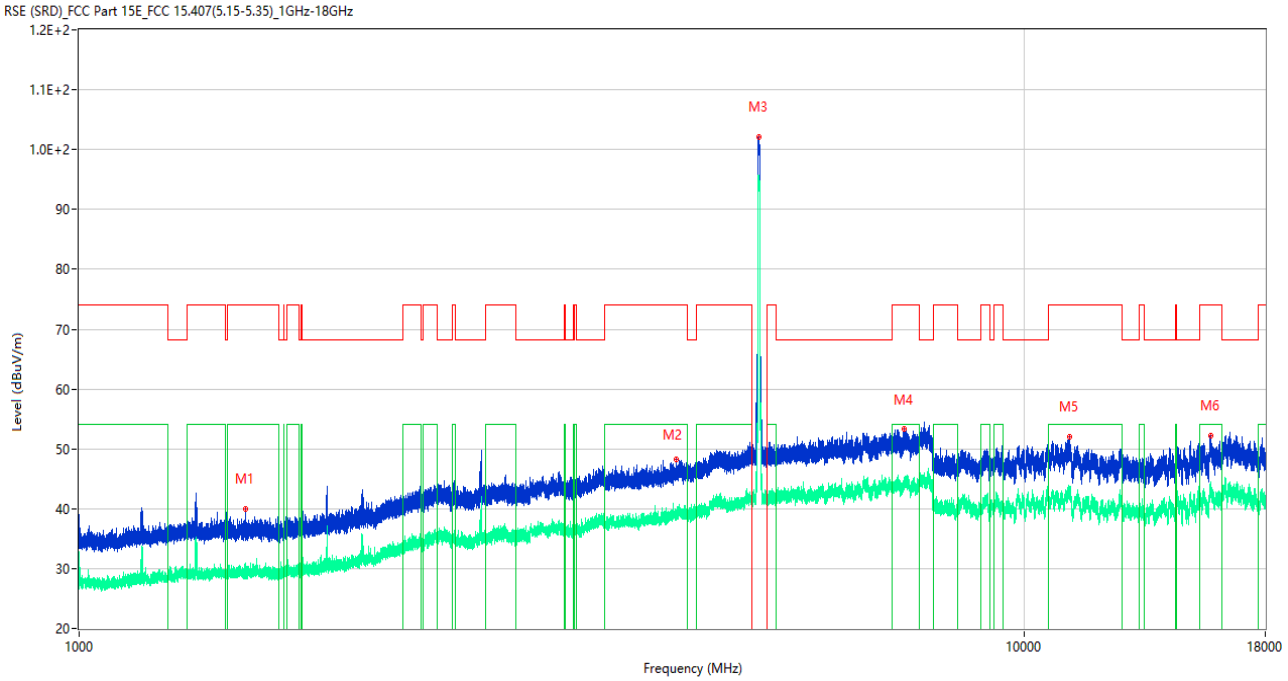

No.	Frequency (MHz)	Results (dBuV/m)	Factor (dB)	Limit (dBuV/m)	Margin (dB)	Detector	Table (Degree)	Height (cm)	Antenna	Verdict
1	1499.500	40.03	-16.61	74.0	33.97	Peak	325.00	400	Vertical	Pass
1**	1499.500	28.68	-16.61	54.0	25.32	AV	325.00	400	Vertical	Pass
2	4287.500	48.16	-4.23	74.0	25.84	Peak	348.00	200	Vertical	Pass
2**	4287.500	39.07	-4.23	54.0	14.93	AV	348.00	200	Vertical	Pass
3	5235.250	102.15	-1.77	--	--	Peak	223.00	150	Vertical	N/A
3**	5235.250	95.23	-1.77	--	--	AV	223.00	150	Vertical	N/A
4	7474.500	53.27	1.92	74.0	20.73	Peak	348.00	400	Vertical	Pass
4**	7474.500	44.13	1.92	54.0	9.87	AV	348.00	400	Vertical	Pass
5	11180.599	52.10	-1.47	74.0	21.90	Peak	213.00	100	Vertical	Pass
5**	11180.599	43.64	-1.47	54.0	10.36	AV	213.00	100	Vertical	Pass
6	15756.412	52.21	0.20	74.0	21.79	Peak	314.00	100	Vertical	Pass
6**	15756.412	43.80	0.20	54.0	10.20	AV	314.00	100	Vertical	Pass

11n40, U-NII-1, 1 GHz to 18 GHz, Low Channel, ANT H

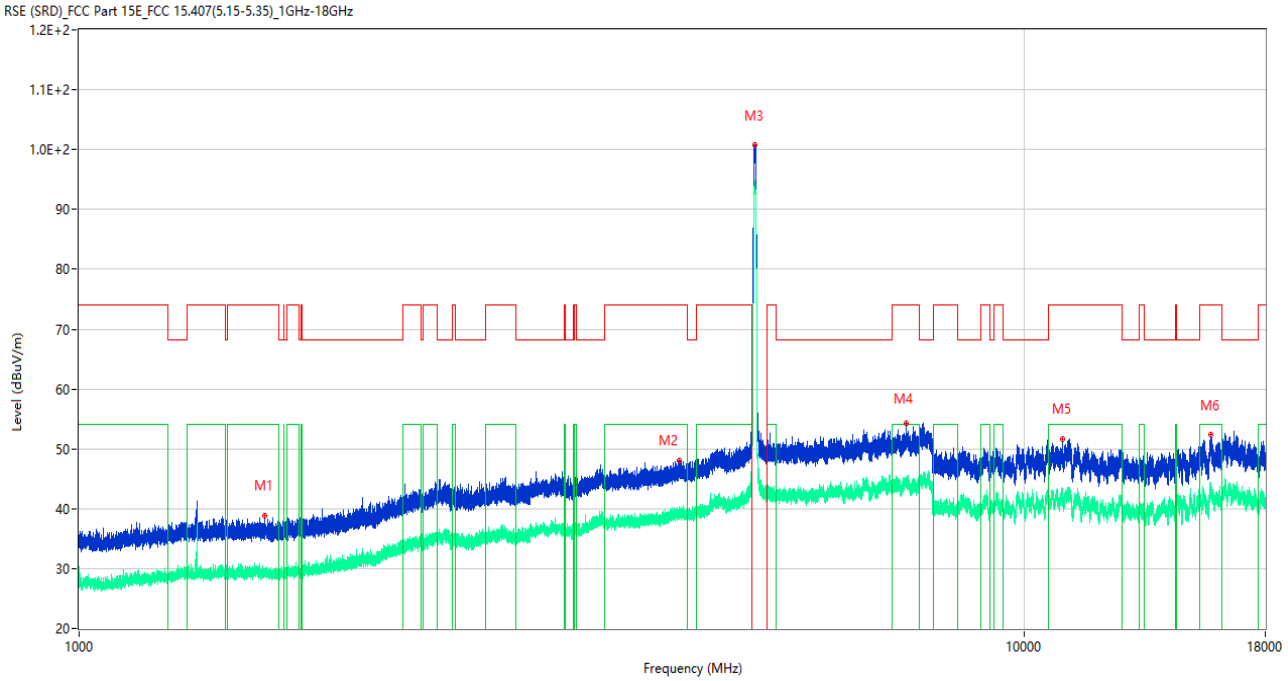

No.	Frequency (MHz)	Results (dBuV/m)	Factor (dB)	Limit (dBuV/m)	Margin (dB)	Detector	Table (Degree)	Height (cm)	Antenna	Verdict
1	1571.900	38.86	-16.57	74.0	35.14	Peak	328.00	200	Horizontal	Pass
1**	1571.900	29.58	-16.57	54.0	24.42	AV	328.00	200	Horizontal	Pass
2	4317.000	48.13	-4.00	74.0	25.87	Peak	127.00	400	Horizontal	Pass
2**	4317.000	38.53	-4.00	54.0	15.47	AV	127.00	400	Horizontal	Pass
3	5193.000	100.73	-2.04	--	--	Peak	182.00	200	Horizontal	N/A
3**	5193.000	92.59	-2.04	--	--	AV	182.00	200	Horizontal	N/A
4	7510.500	54.33	1.74	74.0	19.67	Peak	127.00	200	Horizontal	Pass
4**	7510.500	44.23	1.74	54.0	9.77	AV	127.00	200	Horizontal	Pass
5	10972.313	51.72	-2.09	74.0	22.28	Peak	348.00	150	Horizontal	Pass
5**	10972.313	41.18	-2.09	54.0	12.82	AV	348.00	150	Horizontal	Pass
6	15751.162	52.34	0.34	74.0	21.66	Peak	254.00	100	Horizontal	Pass
6**	15751.162	43.80	0.34	54.0	10.20	AV	254.00	100	Horizontal	Pass

11n40, U-NII-1, 1 GHz to 18 GHz, Low Channel, ANT V

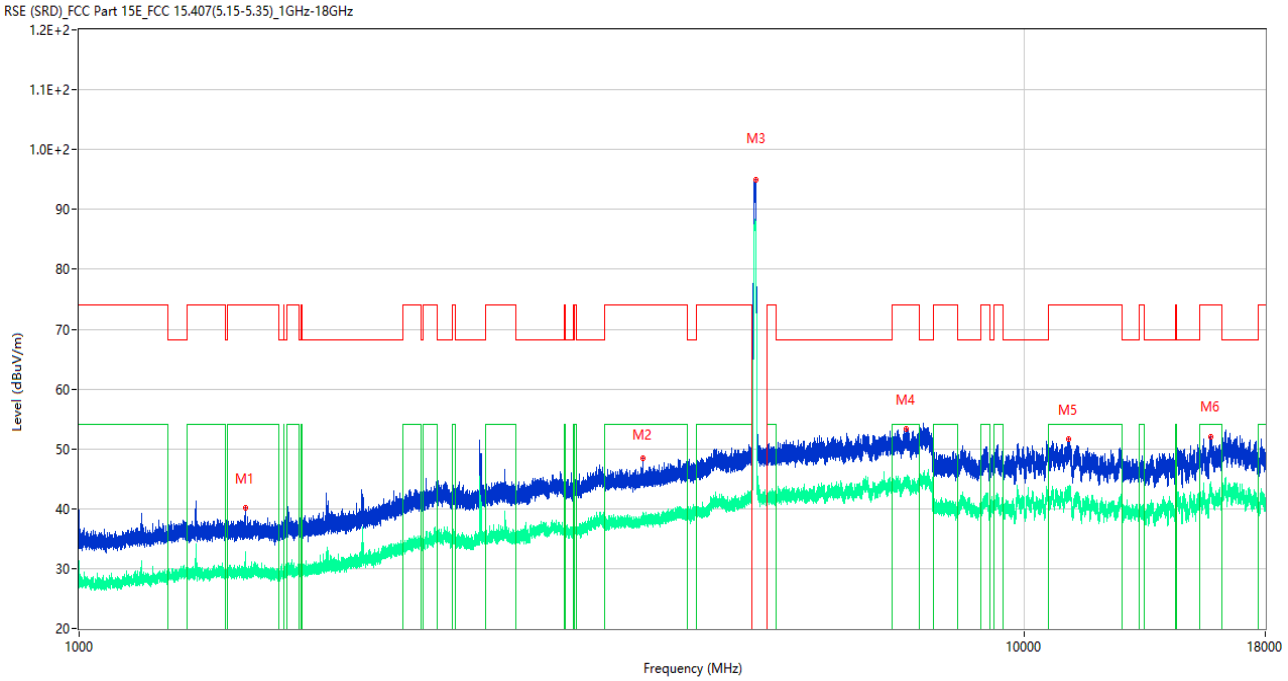

No.	Frequency (MHz)	Results (dBuV/m)	Factor (dB)	Limit (dBuV/m)	Margin (dB)	Detector	Table (Degree)	Height (cm)	Antenna	Verdict
1	1498.300	40.06	-16.60	74.0	33.94	Peak	333.00	100	Vertical	Pass
1**	1498.300	28.95	-16.60	54.0	25.05	AV	333.00	100	Vertical	Pass
2	3949.500	48.46	-5.25	74.0	25.54	Peak	329.00	300	Vertical	Pass
2**	3949.500	37.61	-5.25	54.0	16.39	AV	329.00	300	Vertical	Pass
3	5197.750	95.01	-2.26	--	--	Peak	223.00	100	Vertical	N/A
3**	5197.750	87.49	-2.26	--	--	AV	223.00	100	Vertical	N/A
4	7511.000	53.25	1.71	74.0	20.75	Peak	348.00	400	Vertical	Pass
4**	7511.000	44.20	1.71	54.0	9.80	AV	348.00	400	Vertical	Pass
5	11137.375	51.61	-0.96	74.0	22.39	Peak	234.00	200	Vertical	Pass
5**	11137.375	42.97	-0.96	54.0	11.03	AV	234.00	200	Vertical	Pass
6	15762.713	52.03	0.03	74.0	21.97	Peak	348.00	400	Vertical	Pass
6**	15762.713	42.53	0.03	54.0	11.47	AV	348.00	400	Vertical	Pass

11n40, U-NII-1, 1 GHz to 18 GHz, High Channel, ANT H

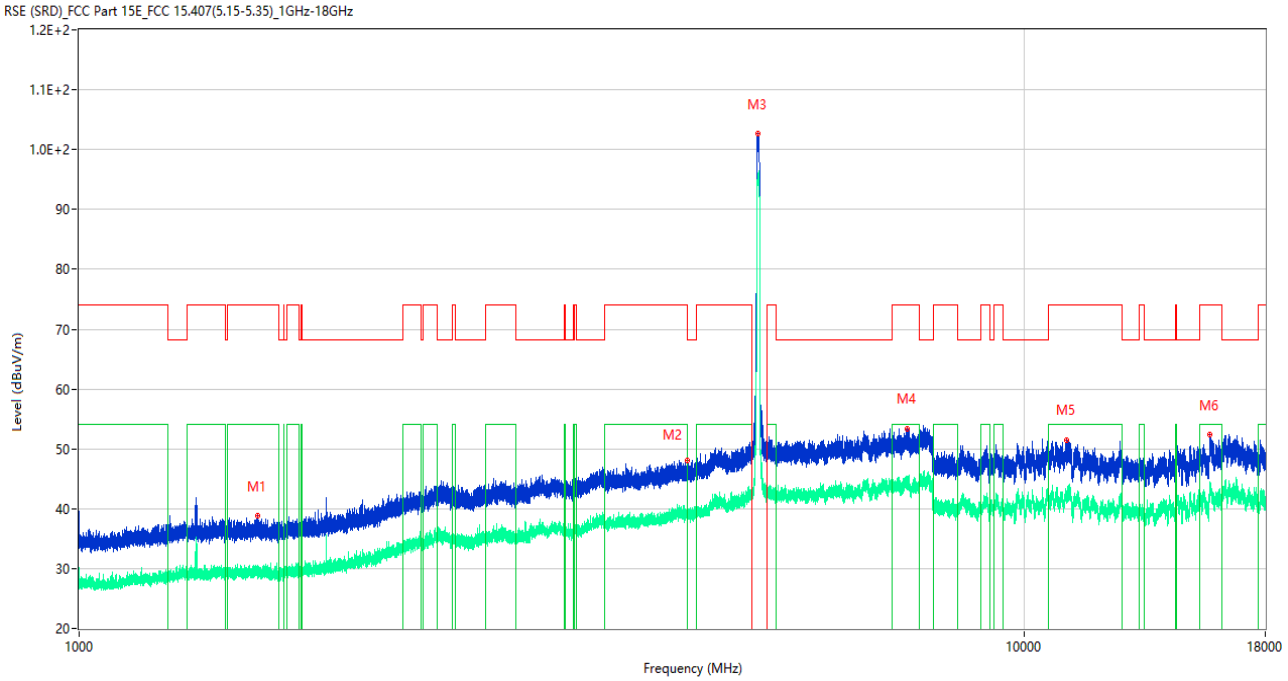

No.	Frequency (MHz)	Results (dBuV/m)	Factor (dB)	Limit (dBuV/m)	Margin (dB)	Detector	Table (Degree)	Height (cm)	Antenna	Verdict
1	1544.300	38.79	-16.44	74.0	35.21	Peak	276.00	300	Horizontal	Pass
1**	1544.300	29.64	-16.44	54.0	24.36	AV	276.00	300	Horizontal	Pass
2	4397.500	48.08	-4.14	74.0	25.92	Peak	46.00	100	Horizontal	Pass
2**	4397.500	38.84	-4.14	54.0	15.16	AV	46.00	100	Horizontal	Pass
3	5226.250	102.61	-2.05	--	--	Peak	169.00	150	Horizontal	N/A
3**	5226.250	95.19	-2.05	--	--	AV	169.00	150	Horizontal	N/A
4	7513.750	53.41	1.87	74.0	20.59	Peak	348.00	100	Horizontal	Pass
4**	7513.750	44.43	1.87	54.0	9.57	AV	348.00	100	Horizontal	Pass
5	11081.800	51.48	-1.35	74.0	22.52	Peak	83.00	100	Horizontal	Pass
5**	11081.800	41.67	-1.35	54.0	12.33	AV	83.00	100	Horizontal	Pass
6	15733.313	52.32	0.14	74.0	21.68	Peak	348.00	200	Horizontal	Pass
6**	15733.313	43.19	0.14	54.0	10.81	AV	348.00	200	Horizontal	Pass

11n40, U-NII-1, 1 GHz to 18 GHz, High Channel, ANT V

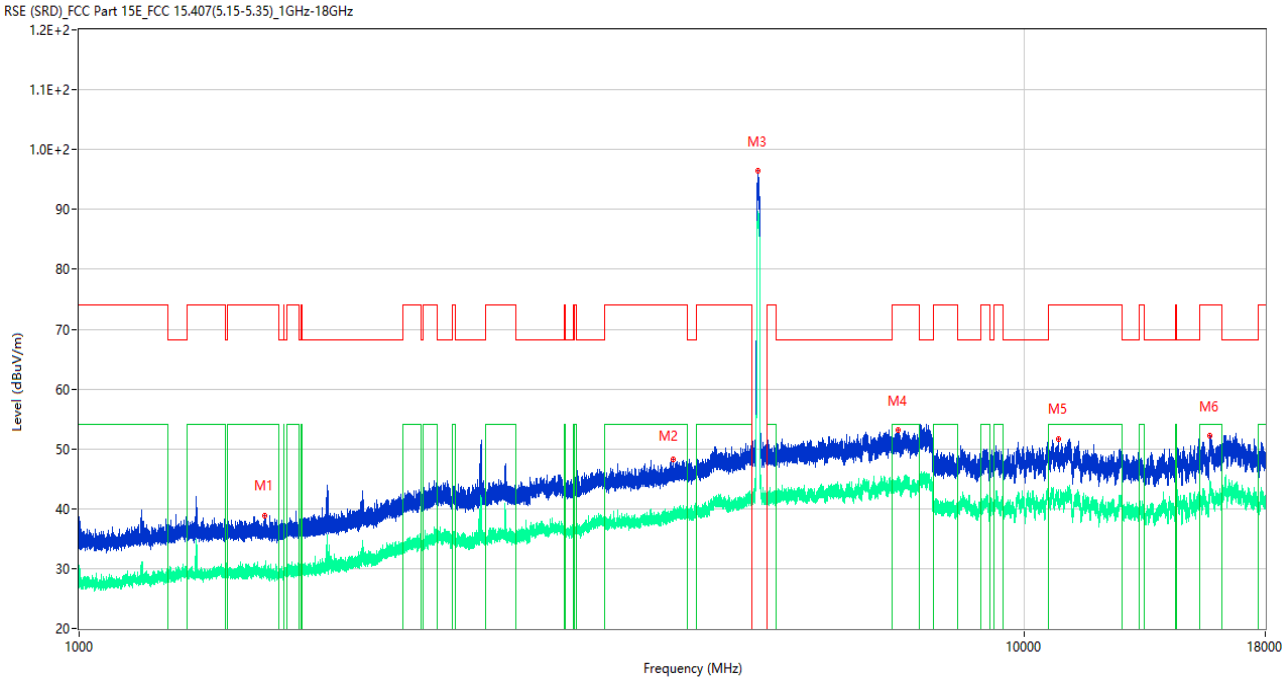

No.	Frequency (MHz)	Results (dBuV/m)	Factor (dB)	Limit (dBuV/m)	Margin (dB)	Detector	Table (Degree)	Height (cm)	Antenna	Verdict
1	1573.200	38.91	-16.53	74.0	35.09	Peak	94.00	300	Vertical	Pass
1**	1573.200	28.91	-16.53	54.0	25.09	AV	94.00	300	Vertical	Pass
2	4252.000	48.17	-4.38	74.0	25.83	Peak	348.00	100	Vertical	Pass
2**	4252.000	38.87	-4.38	54.0	15.13	AV	348.00	100	Vertical	Pass
3	5233.500	96.37	-1.73	--	--	Peak	223.00	200	Vertical	N/A
3**	5233.500	88.92	-1.73	--	--	AV	223.00	200	Vertical	N/A
4	7352.750	53.09	0.99	74.0	20.91	Peak	88.00	100	Vertical	Pass
4**	7352.750	43.81	0.99	54.0	10.19	AV	88.00	100	Vertical	Pass
5	10862.349	51.68	-2.16	74.0	22.32	Peak	348.00	200	Vertical	Pass
5**	10862.349	41.05	-2.16	54.0	12.95	AV	348.00	200	Vertical	Pass
6	15740.662	52.17	0.24	74.0	21.83	Peak	275.00	100	Vertical	Pass
6**	15740.662	43.58	0.24	54.0	10.42	AV	275.00	100	Vertical	Pass

11ac20, U-NII-1, 1 GHz to 18 GHz, Low Channel, ANT H

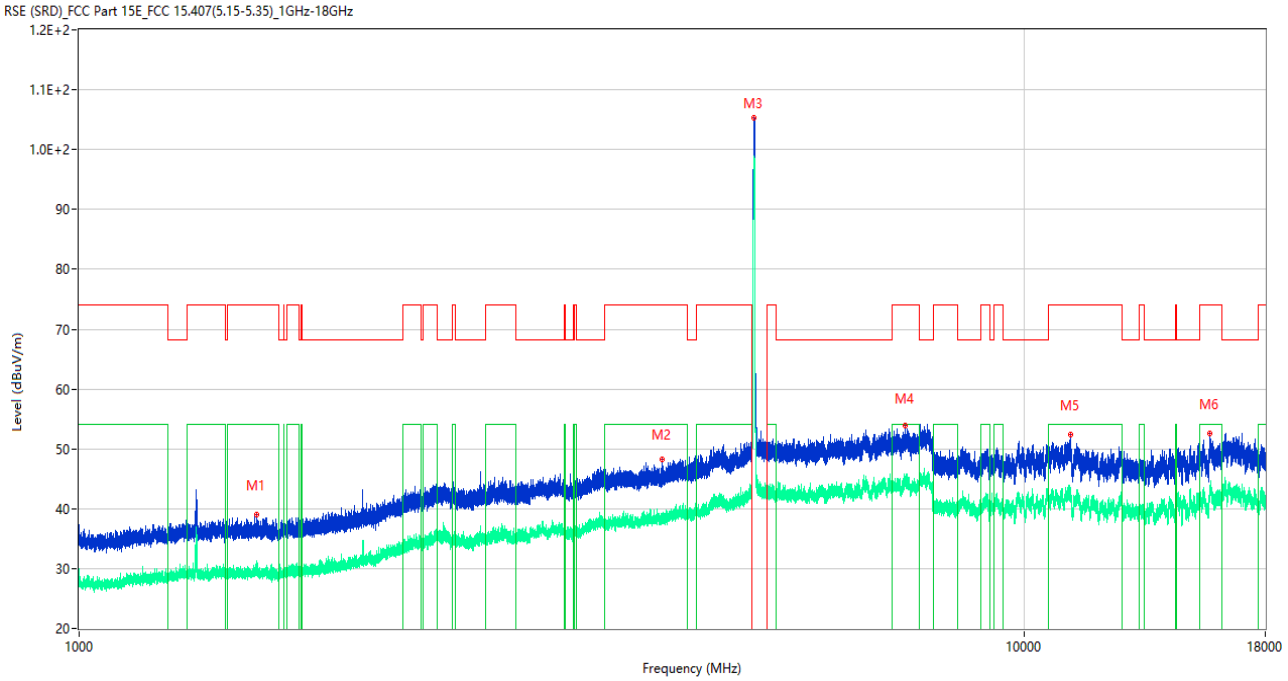

No.	Frequency (MHz)	Results (dBuV/m)	Factor (dB)	Limit (dBuV/m)	Margin (dB)	Detector	Table (Degree)	Height (cm)	Antenna	Verdict
1	1542.300	39.01	-16.50	74.0	34.99	Peak	28.00	200	Horizontal	Pass
1**	1542.300	30.20	-16.50	54.0	23.80	AV	28.00	200	Horizontal	Pass
2	4137.750	48.24	-4.63	74.0	25.76	Peak	210.00	100	Horizontal	Pass
2**	4137.750	38.08	-4.63	54.0	15.92	AV	210.00	100	Horizontal	Pass
3	5181.250	105.30	-1.12	--	--	Peak	246.00	100	Horizontal	N/A
3**	5181.250	97.33	-1.12	--	--	AV	246.00	100	Horizontal	N/A
4	7481.750	53.87	1.52	74.0	20.13	Peak	263.00	100	Horizontal	Pass
4**	7481.750	43.98	1.52	54.0	10.02	AV	263.00	100	Horizontal	Pass
5	11210.526	52.33	-2.07	74.0	21.67	Peak	0.00	150	Horizontal	Pass
5**	11210.526	41.96	-2.07	54.0	12.04	AV	0.00	150	Horizontal	Pass
6	15724.387	52.53	0.02	74.0	21.47	Peak	0.00	100	Horizontal	Pass
6**	15724.387	43.04	0.02	54.0	10.96	AV	0.00	100	Horizontal	Pass

11ac20, U-NII-1, 1 GHz to 18 GHz, Low Channel, ANT V

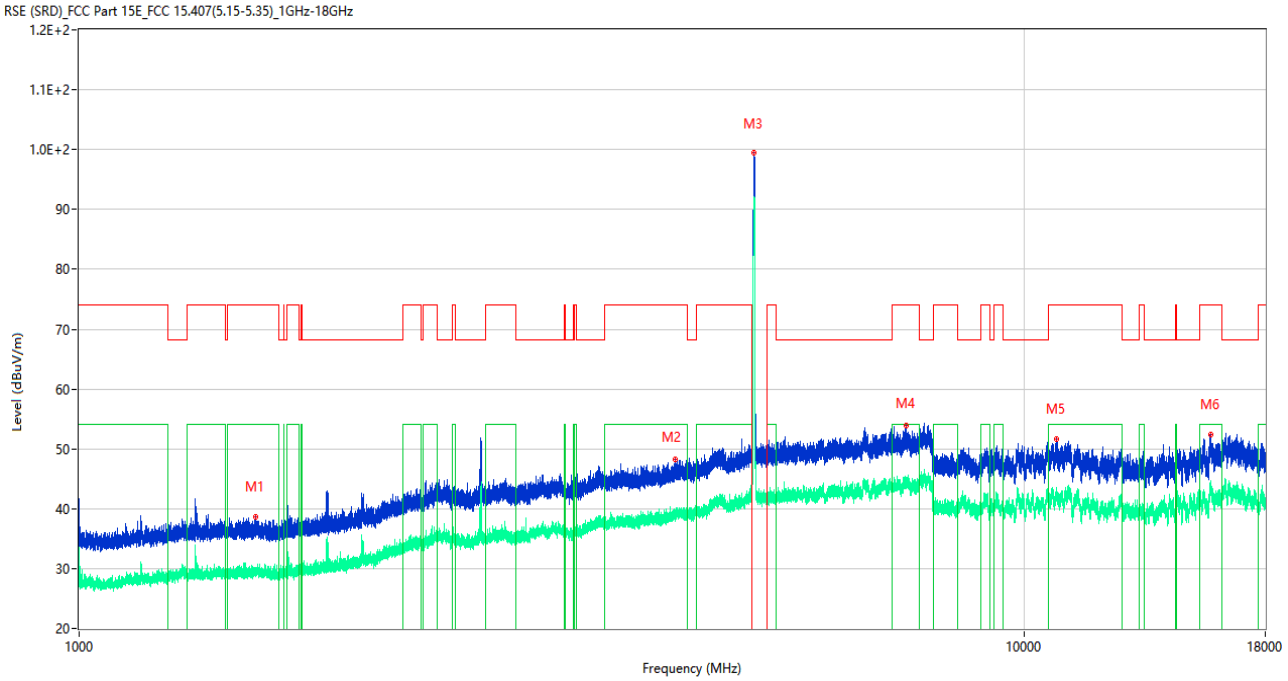

No.	Frequency (MHz)	Results (dBuV/m)	Factor (dB)	Limit (dBuV/m)	Margin (dB)	Detector	Table (Degree)	Height (cm)	Antenna	Verdict
1	1536.300	38.71	-16.51	74.0	35.29	Peak	279.00	400	Vertical	Pass
1**	1536.300	29.46	-16.51	54.0	24.54	AV	279.00	400	Vertical	Pass
2	4278.750	48.28	-4.20	74.0	25.72	Peak	136.00	100	Vertical	Pass
2**	4278.750	39.80	-4.20	54.0	14.20	AV	136.00	100	Vertical	Pass
3	5182.250	99.41	-1.13	--	--	Peak	214.00	100	Vertical	N/A
3**	5182.250	91.29	-1.13	--	--	AV	214.00	100	Vertical	N/A
4	7511.000	53.86	1.71	74.0	20.14	Peak	153.00	200	Vertical	Pass
4**	7511.000	44.21	1.71	54.0	9.79	AV	153.00	200	Vertical	Pass
5	10814.612	51.64	-2.67	74.0	22.36	Peak	267.00	100	Vertical	Pass
5**	10814.612	42.27	-2.67	54.0	11.73	AV	267.00	100	Vertical	Pass
6	15756.412	52.39	0.20	74.0	21.61	Peak	183.00	400	Vertical	Pass
6**	15756.412	42.96	0.20	54.0	11.04	AV	183.00	400	Vertical	Pass

11ac20, U-NII-1, 1 GHz to 18 GHz, Middle Channel, ANT H

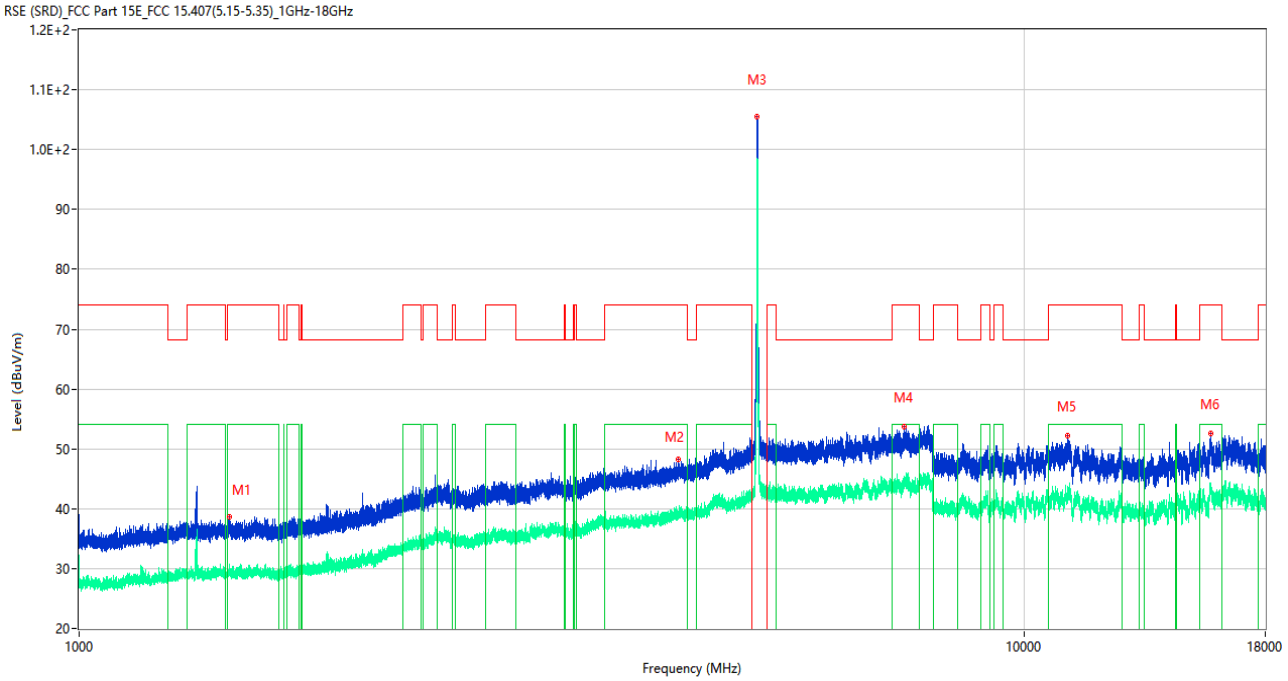

No.	Frequency (MHz)	Results (dBuV/m)	Factor (dB)	Limit (dBuV/m)	Margin (dB)	Detector	Table (Degree)	Height (cm)	Antenna	Verdict
1	1442.800	38.64	-16.44	74.0	35.36	Peak	0.00	100	Horizontal	Pass
1**	1442.800	29.37	-16.44	54.0	24.63	AV	0.00	100	Horizontal	Pass
2	4310.250	48.24	-4.15	74.0	25.76	Peak	290.00	400	Horizontal	Pass
2**	4310.250	39.55	-4.15	54.0	14.45	AV	290.00	400	Horizontal	Pass
3	5220.000	105.50	-1.99	--	--	Peak	254.00	150	Horizontal	N/A
3**	5220.000	98.50	-1.99	--	--	AV	254.00	150	Horizontal	N/A
4	7471.500	53.75	1.90	74.0	20.25	Peak	22.00	100	Horizontal	Pass
4**	7471.500	44.88	1.90	54.0	9.12	AV	22.00	100	Horizontal	Pass
5	11131.201	52.16	-0.97	74.0	21.84	Peak	21.00	100	Horizontal	Pass
5**	11131.201	42.74	-0.97	54.0	11.26	AV	21.00	100	Horizontal	Pass
6	15756.937	52.49	0.18	74.0	21.51	Peak	124.00	300	Horizontal	Pass
6**	15756.937	42.92	0.18	54.0	11.08	AV	124.00	300	Horizontal	Pass

11ac20, U-NII-1, 1 GHz to 18 GHz, Middle Channel, ANT V

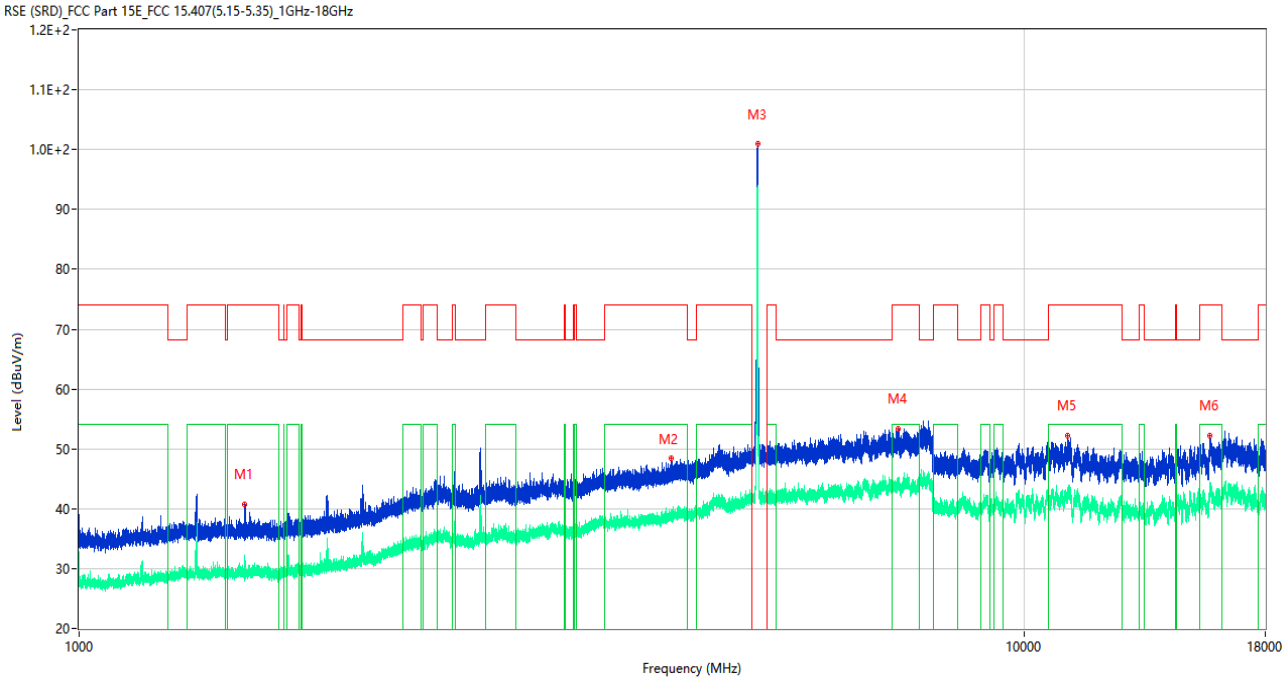

No.	Frequency (MHz)	Results (dBuV/m)	Factor (dB)	Limit (dBuV/m)	Margin (dB)	Detector	Table (Degree)	Height (cm)	Antenna	Verdict
1	1495.600	40.74	-16.81	74.0	33.26	Peak	330.00	200	Vertical	Pass
1**	1495.600	30.46	-16.81	54.0	23.54	AV	330.00	200	Vertical	Pass
2	4229.250	48.35	-4.44	74.0	25.65	Peak	309.00	100	Vertical	Pass
2**	4229.250	39.81	-4.44	54.0	14.19	AV	309.00	100	Vertical	Pass
3	5225.000	100.93	-2.01	--	--	Peak	210.00	200	Vertical	N/A
3**	5225.000	93.36	-2.01	--	--	AV	210.00	200	Vertical	N/A
4	7361.000	53.39	0.61	74.0	20.61	Peak	76.00	100	Vertical	Pass
4**	7361.000	45.22	0.61	54.0	8.78	AV	76.00	100	Vertical	Pass
5	11130.963	52.29	-0.97	74.0	21.71	Peak	196.00	200	Vertical	Pass
5**	11130.963	42.16	-0.97	54.0	11.84	AV	196.00	200	Vertical	Pass
6	15730.950	52.24	0.11	74.0	21.76	Peak	120.00	200	Vertical	Pass
6**	15730.950	43.56	0.11	54.0	10.44	AV	120.00	200	Vertical	Pass

11ac20, U-NII-1, 1 GHz to 18 GHz, High Channel, ANT H

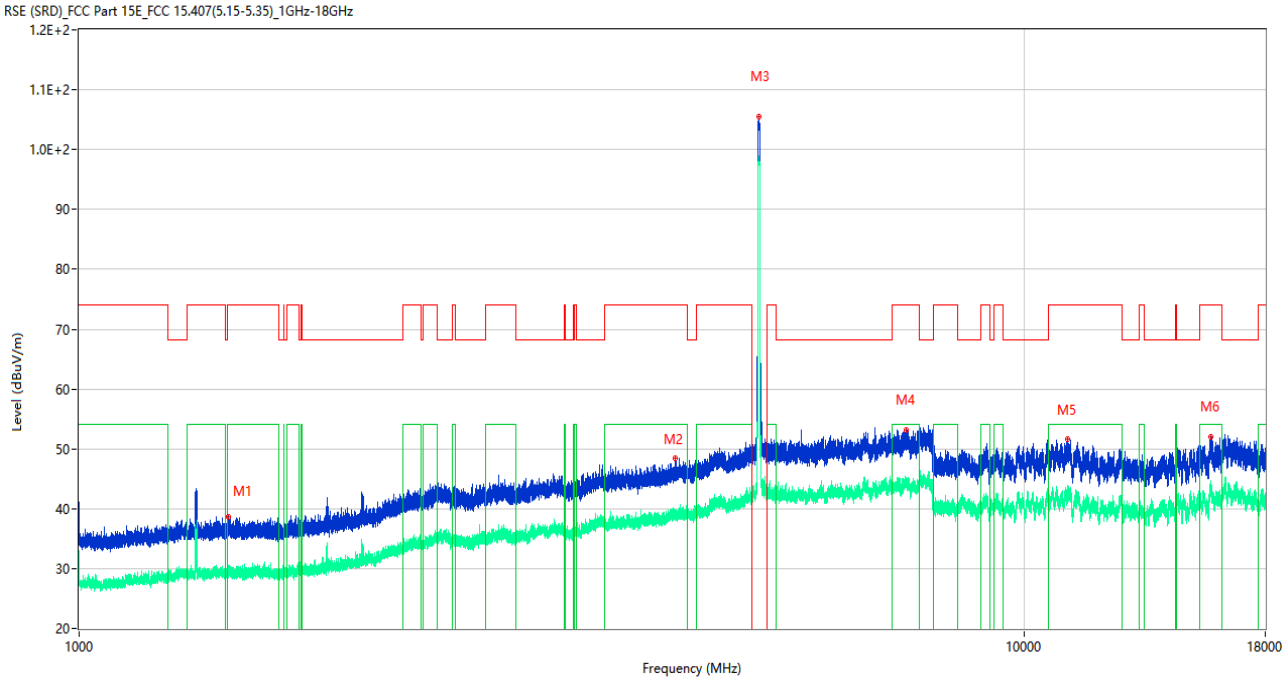

No.	Frequency (MHz)	Results (dBuV/m)	Factor (dB)	Limit (dBuV/m)	Margin (dB)	Detector	Table (Degree)	Height (cm)	Antenna	Verdict
1	1439.300	38.60	-16.65	74.0	35.40	Peak	222.00	100	Horizontal	Pass
1**	1439.300	28.78	-16.65	54.0	25.22	AV	222.00	100	Horizontal	Pass
2	4271.000	48.44	-3.92	74.0	25.56	Peak	19.00	200	Horizontal	Pass
2**	4271.000	39.23	-3.92	54.0	14.77	AV	19.00	200	Horizontal	Pass
3	5240.250	105.59	-1.82	--	--	Peak	256.00	150	Horizontal	N/A
3**	5240.250	98.32	-1.82	--	--	AV	256.00	150	Horizontal	N/A
4	7495.750	53.15	1.24	74.0	20.85	Peak	146.00	300	Horizontal	Pass
4**	7495.750	44.64	1.24	54.0	9.36	AV	146.00	300	Horizontal	Pass
5	11124.550	51.60	-0.98	74.0	22.40	Peak	182.00	100	Horizontal	Pass
5**	11124.550	42.58	-0.98	54.0	11.42	AV	182.00	100	Horizontal	Pass
6	15743.813	52.10	0.29	74.0	21.90	Peak	136.00	400	Horizontal	Pass
6**	15743.813	43.03	0.29	54.0	10.97	AV	136.00	400	Horizontal	Pass

11ac20, U-NII-1, 1 GHz to 18 GHz, High Channel, ANT V

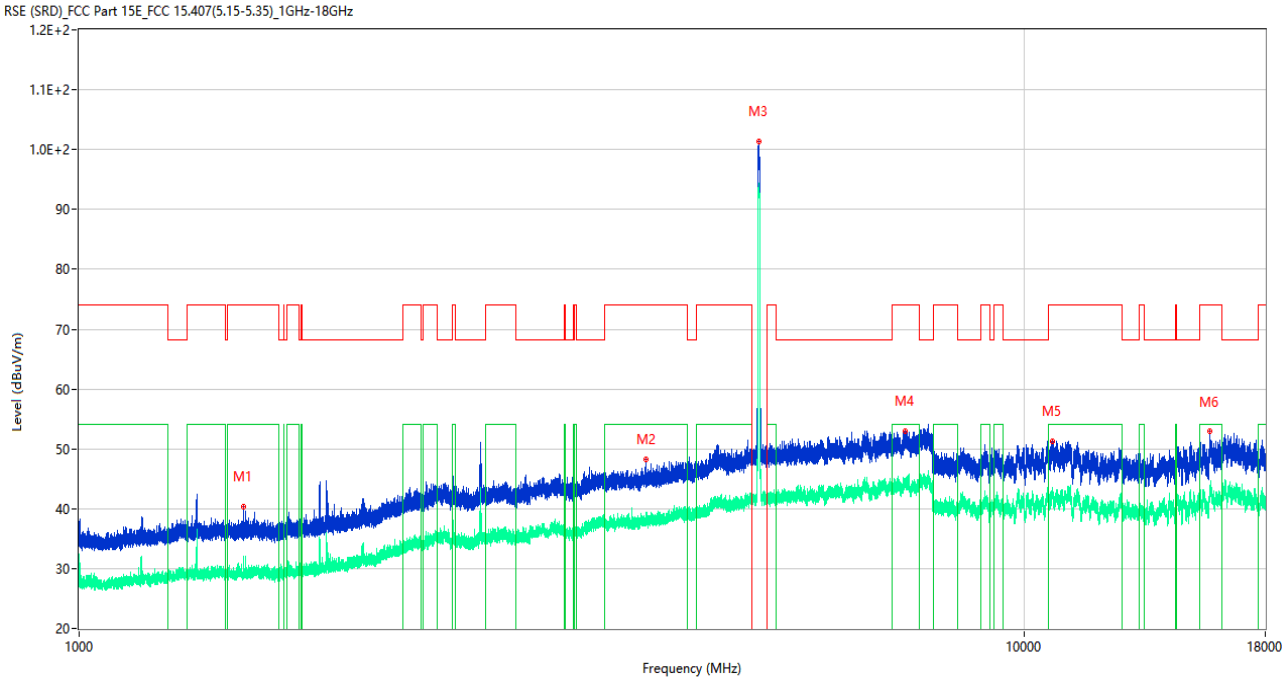

No.	Frequency (MHz)	Results (dBuV/m)	Factor (dB)	Limit (dBuV/m)	Margin (dB)	Detector	Table (Degree)	Height (cm)	Antenna	Verdict
1	1493.400	40.36	-16.87	74.0	33.64	Peak	335.00	100	Vertical	Pass
1**	1493.400	28.83	-16.87	54.0	25.17	AV	335.00	100	Vertical	Pass
2	3982.750	48.26	-4.90	74.0	25.74	Peak	348.00	200	Vertical	Pass
2**	3982.750	37.53	-4.90	54.0	16.47	AV	348.00	200	Vertical	Pass
3	5235.250	101.36	-1.77	--	--	Peak	212.00	150	Vertical	N/A
3**	5235.250	93.17	-1.77	--	--	AV	212.00	150	Vertical	N/A
4	7481.250	52.95	1.55	74.0	21.05	Peak	17.00	400	Vertical	Pass
4**	7481.250	44.17	1.55	54.0	9.83	AV	17.00	400	Vertical	Pass
5	10721.512	51.30	-2.10	74.0	22.70	Peak	67.00	150	Vertical	Pass
5**	10721.512	42.86	-2.10	54.0	11.14	AV	67.00	150	Vertical	Pass
6	15740.662	52.88	0.24	74.0	21.12	Peak	256.00	200	Vertical	Pass
6**	15740.662	42.68	0.24	54.0	11.32	AV	256.00	200	Vertical	Pass

11ac40, U-NII-1, 1 GHz to 18 GHz, Low Channel, ANT H

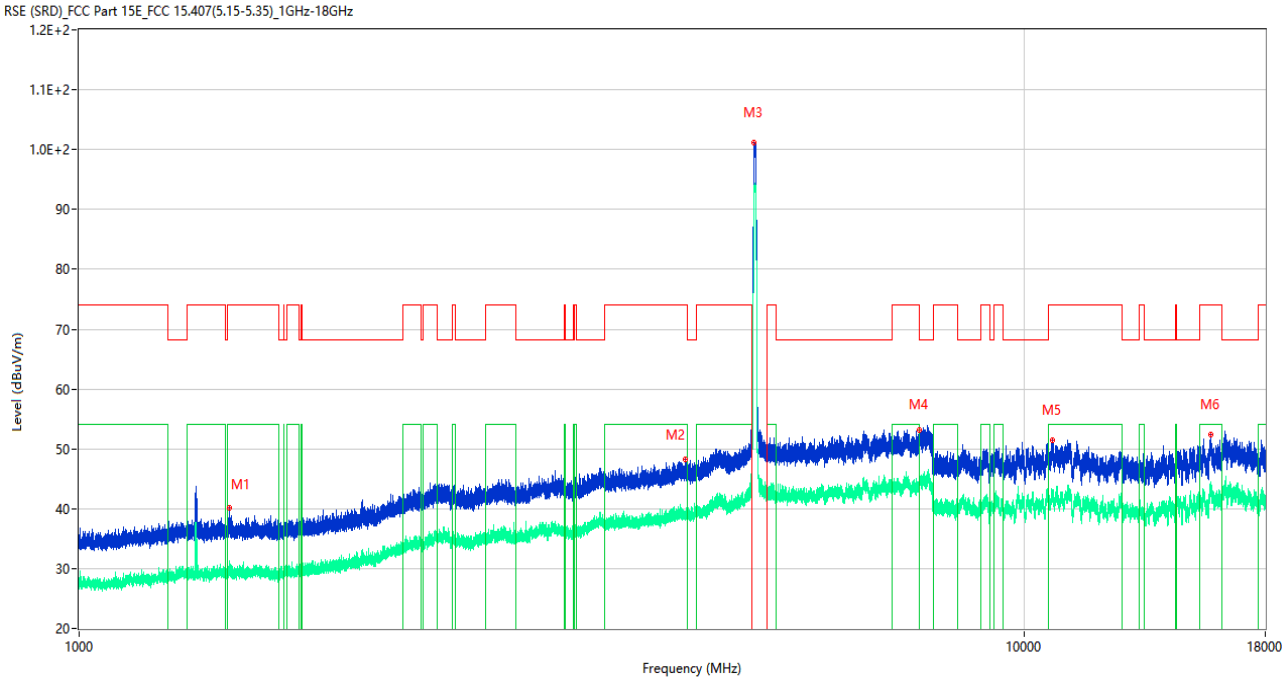

No.	Frequency (MHz)	Results (dBuV/m)	Factor (dB)	Limit (dBuV/m)	Margin (dB)	Detector	Table (Degree)	Height (cm)	Antenna	Verdict
1	1442.800	40.09	-16.44	74.0	33.91	Peak	306.00	200	Horizontal	Pass
1**	1442.800	29.03	-16.44	54.0	24.97	AV	306.00	200	Horizontal	Pass
2	4378.750	48.18	-4.11	74.0	25.82	Peak	195.00	100	Horizontal	Pass
2**	4378.750	38.50	-4.11	54.0	15.50	AV	195.00	100	Horizontal	Pass
3	5183.000	101.25	-1.15	--	--	Peak	255.00	150	Horizontal	N/A
3**	5183.000	93.63	-1.15	--	--	AV	255.00	150	Horizontal	N/A
4	7748.000	53.15	1.52	74.0	20.85	Peak	1.00	400	Horizontal	Pass
4**	7748.000	44.05	1.52	54.0	9.95	AV	1.00	400	Horizontal	Pass
5	10721.988	51.48	-2.09	74.0	22.52	Peak	326.00	200	Horizontal	Pass
5**	10721.988	42.29	-2.09	54.0	11.71	AV	326.00	200	Horizontal	Pass
6	15769.538	52.41	-0.16	74.0	21.59	Peak	47.00	400	Horizontal	Pass
6**	15769.538	42.72	-0.16	54.0	11.28	AV	47.00	400	Horizontal	Pass

11ac40, U-NII-1, 1 GHz to 18 GHz, Low Channel, ANT V

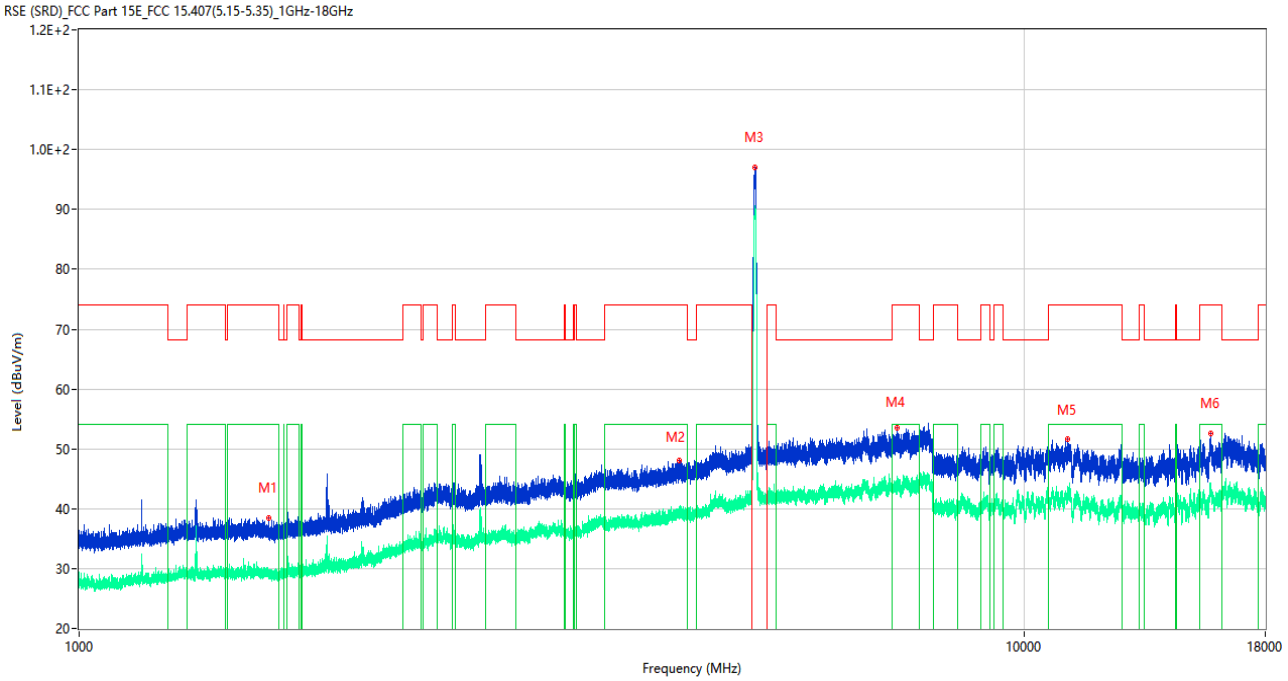

No.	Frequency (MHz)	Results (dBuV/m)	Factor (dB)	Limit (dBuV/m)	Margin (dB)	Detector	Table (Degree)	Height (cm)	Antenna	Verdict
1	1587.300	38.50	-16.68	74.0	35.50	Peak	205.00	300	Vertical	Pass
1**	1587.300	29.14	-16.68	54.0	24.86	AV	205.00	300	Vertical	Pass
2	4318.500	48.12	-3.97	74.0	25.88	Peak	170.00	200	Vertical	Pass
2**	4318.500	39.77	-3.97	54.0	14.23	AV	170.00	200	Vertical	Pass
3	5194.750	97.04	-2.12	--	--	Peak	212.00	200	Vertical	N/A
3**	5194.750	90.07	-2.12	--	--	AV	212.00	200	Vertical	N/A
4	7335.000	53.54	1.00	74.0	20.46	Peak	85.00	200	Vertical	Pass
4**	7335.000	43.41	1.00	54.0	10.59	AV	85.00	200	Vertical	Pass
5	11116.713	51.56	-0.99	74.0	22.44	Peak	245.00	100	Vertical	Pass
5**	11116.713	42.44	-0.99	54.0	11.56	AV	245.00	100	Vertical	Pass
6	15756.412	52.65	0.20	74.0	21.35	Peak	24.00	100	Vertical	Pass
6**	15756.412	43.41	0.20	54.0	10.59	AV	24.00	100	Vertical	Pass

11ac40, U-NII-1, 1 GHz to 18 GHz, High Channel, ANT H

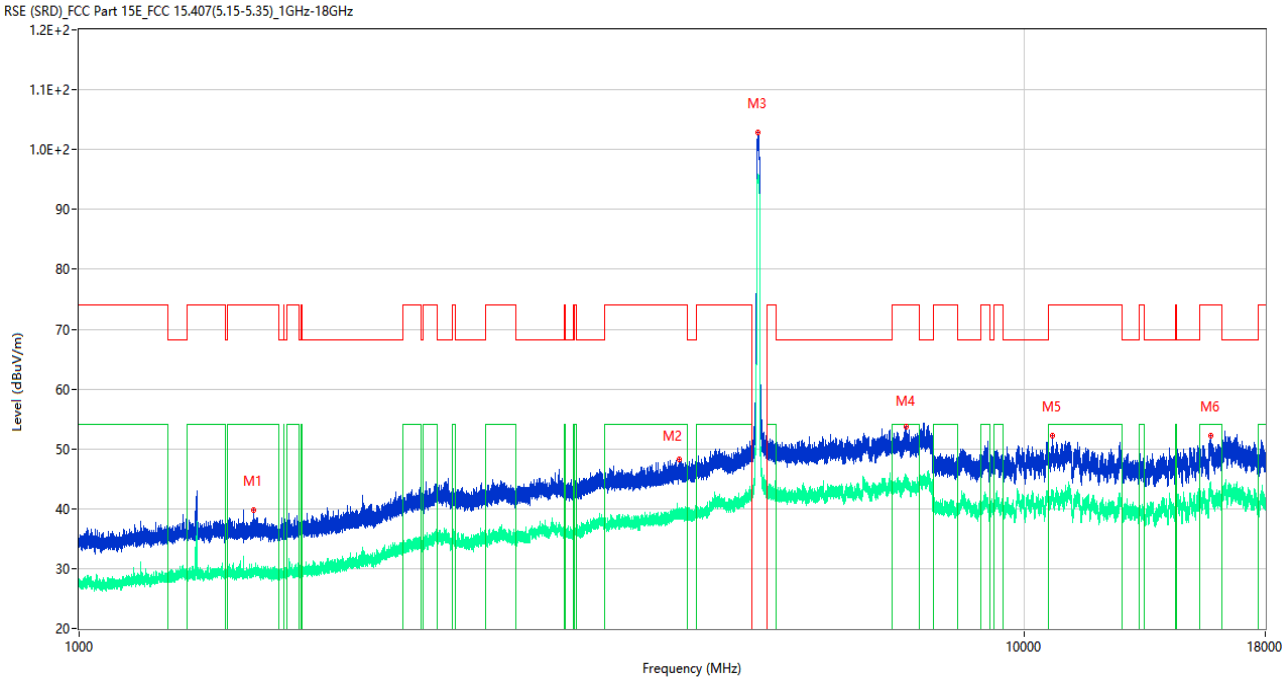

No.	Frequency (MHz)	Results (dBuV/m)	Factor (dB)	Limit (dBuV/m)	Margin (dB)	Detector	Table (Degree)	Height (cm)	Antenna	Verdict
1	1530.700	39.73	-16.54	74.0	34.27	Peak	322.00	400	Horizontal	Pass
1**	1530.700	29.16	-16.54	54.0	24.84	AV	322.00	400	Horizontal	Pass
2	4313.750	48.27	-3.92	74.0	25.73	Peak	95.00	400	Horizontal	Pass
2**	4313.750	39.69	-3.92	54.0	14.31	AV	95.00	400	Horizontal	Pass
3	5233.250	102.78	-1.74	--	--	Peak	246.00	150	Horizontal	N/A
3**	5233.250	94.97	-1.74	--	--	AV	246.00	150	Horizontal	N/A
4	7512.500	53.63	1.73	74.0	20.37	Peak	0.00	100	Horizontal	Pass
4**	7512.500	44.50	1.73	54.0	9.50	AV	0.00	100	Horizontal	Pass
5	10720.562	52.18	-2.11	74.0	21.82	Peak	221.00	150	Horizontal	Pass
5**	10720.562	42.43	-2.11	54.0	11.57	AV	221.00	150	Horizontal	Pass
6	15760.612	52.13	0.08	74.0	21.87	Peak	73.00	300	Horizontal	Pass
6**	15760.612	43.35	0.08	54.0	10.65	AV	73.00	300	Horizontal	Pass

11ac40, U-NII-1, 1 GHz to 18 GHz, High Channel, ANT V

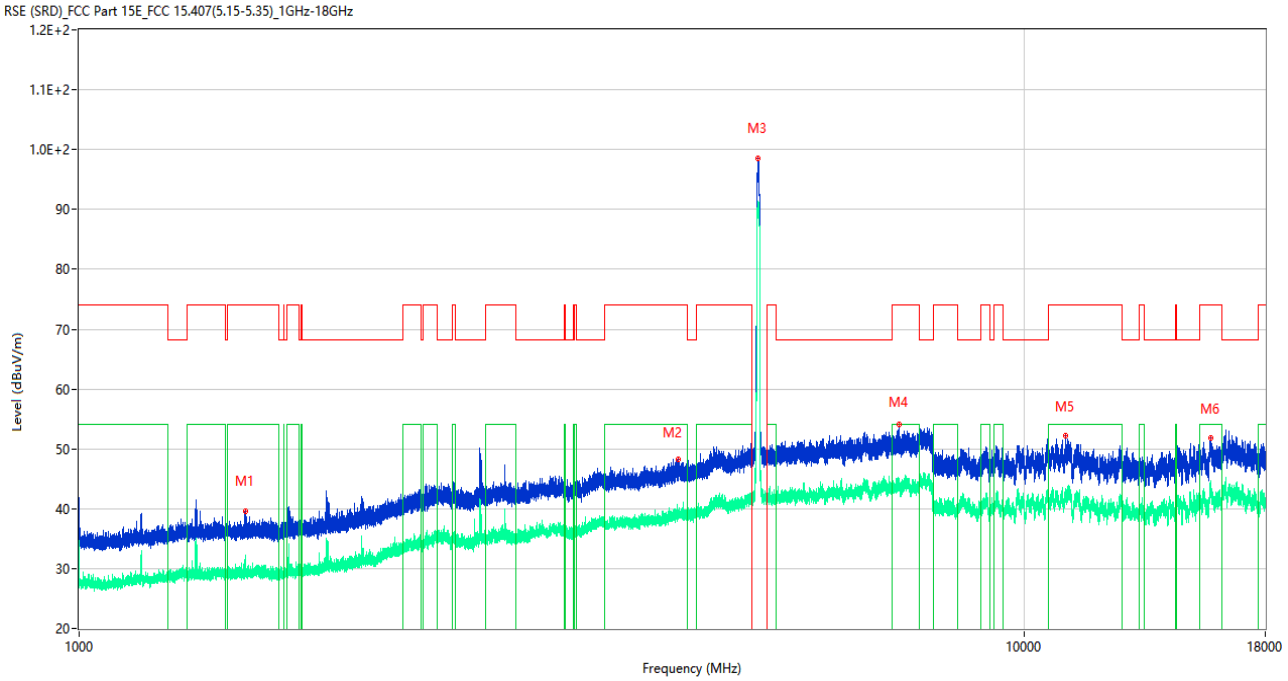

No.	Frequency (MHz)	Results (dBuV/m)	Factor (dB)	Limit (dBuV/m)	Margin (dB)	Detector	Table (Degree)	Height (cm)	Antenna	Verdict
1	1499.800	39.67	-16.61	74.0	34.33	Peak	339.00	100	Vertical	Pass
1**	1499.800	28.81	-16.61	54.0	25.19	AV	339.00	100	Vertical	Pass
2	4306.500	48.19	-4.04	74.0	25.81	Peak	348.00	100	Vertical	Pass
2**	4306.500	38.99	-4.04	54.0	15.01	AV	348.00	100	Vertical	Pass
3	5232.500	98.57	-1.77	--	--	Peak	212.00	200	Vertical	N/A
3**	5232.500	90.03	-1.77	--	--	AV	212.00	200	Vertical	N/A
4	7379.250	54.07	0.41	74.0	19.93	Peak	280.00	200	Vertical	Pass
4**	7379.250	43.39	0.41	54.0	10.61	AV	280.00	200	Vertical	Pass
5	11071.350	52.17	-1.54	74.0	21.83	Peak	318.00	100	Vertical	Pass
5**	11071.350	43.13	-1.54	54.0	10.87	AV	318.00	100	Vertical	Pass
6	15753.787	51.81	0.27	74.0	22.19	Peak	105.00	300	Vertical	Pass
6**	15753.787	43.24	0.27	54.0	10.76	AV	105.00	300	Vertical	Pass

11ac80, U-NII-1, 1 GHz to 18 GHz, Middle Channel, ANT H

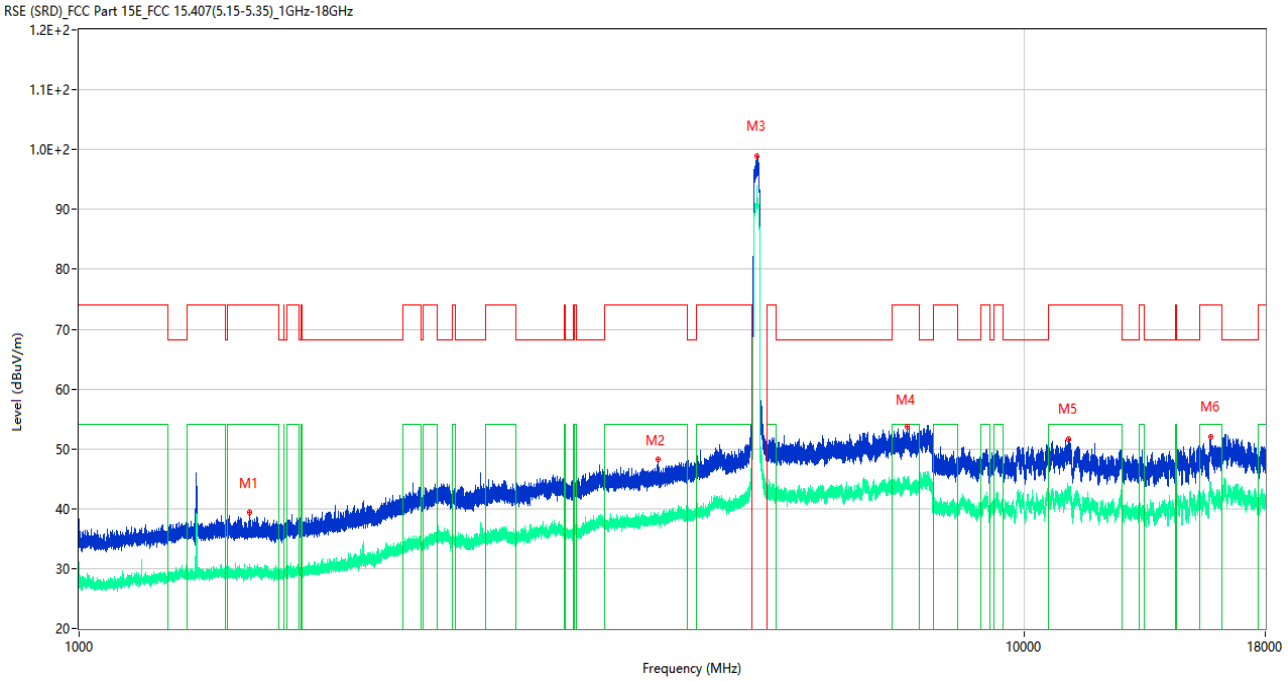

No.	Frequency (MHz)	Results (dBuV/m)	Factor (dB)	Limit (dBuV/m)	Margin (dB)	Detector	Table (Degree)	Height (cm)	Antenna	Verdict
1	1513.200	39.36	-16.45	74.0	34.64	Peak	128.00	100	Horizontal	Pass
1**	1513.200	30.69	-16.45	54.0	23.31	AV	128.00	100	Horizontal	Pass
2	4102.750	48.28	-4.79	74.0	25.72	Peak	290.00	300	Horizontal	Pass
2**	4102.750	38.36	-4.79	54.0	15.64	AV	290.00	300	Horizontal	Pass
3	5219.000	98.95	-2.01	--	--	Peak	249.00	100	Horizontal	N/A
3**	5219.000	91.00	-2.01	--	--	AV	249.00	100	Horizontal	N/A
4	7524.750	53.66	2.16	74.0	20.34	Peak	222.00	300	Horizontal	Pass
4**	7524.750	44.78	2.16	54.0	9.22	AV	222.00	300	Horizontal	Pass
5	11137.613	51.64	-0.96	74.0	22.36	Peak	359.00	200	Horizontal	Pass
5**	11137.613	42.84	-0.96	54.0	11.16	AV	359.00	200	Horizontal	Pass
6	15756.937	52.02	0.18	74.0	21.98	Peak	300.00	300	Horizontal	Pass
6**	15756.937	42.82	0.18	54.0	11.18	AV	300.00	300	Horizontal	Pass

11ac80, U-NII-1, 1 GHz to 18 GHz, Middle Channel, ANT V

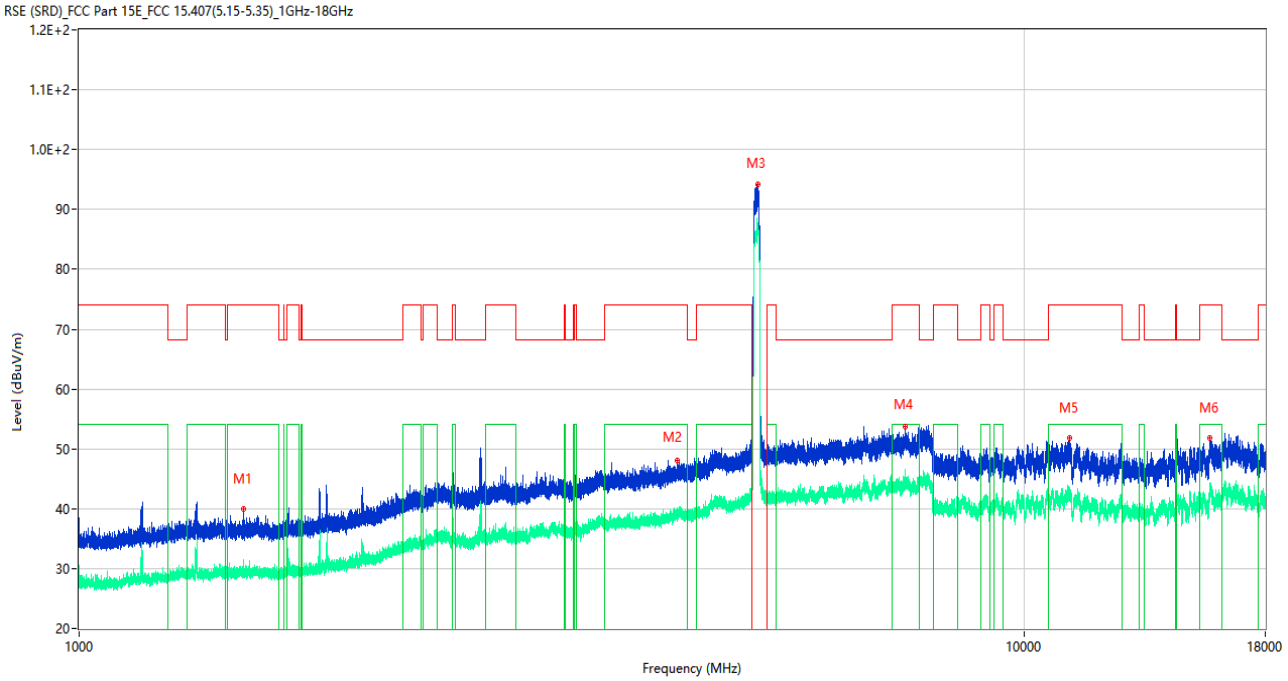

No.	Frequency (MHz)	Results (dBuV/m)	Factor (dB)	Limit (dBuV/m)	Margin (dB)	Detector	Table (Degree)	Height (cm)	Antenna	Verdict
1	1493.400	39.97	-16.87	74.0	34.03	Peak	318.00	200	Vertical	Pass
1**	1493.400	29.03	-16.87	54.0	24.97	AV	318.00	200	Vertical	Pass
2	4294.750	48.00	-3.96	74.0	26.00	Peak	187.00	400	Vertical	Pass
2**	4294.750	38.61	-3.96	54.0	15.39	AV	187.00	400	Vertical	Pass
3	5234.000	94.19	-1.72	--	--	Peak	212.00	200	Vertical	N/A
3**	5234.000	85.97	-1.72	--	--	AV	212.00	200	Vertical	N/A
4	7478.250	53.66	1.49	74.0	20.34	Peak	322.00	200	Vertical	Pass
4**	7478.250	44.50	1.49	54.0	9.50	AV	322.00	200	Vertical	Pass
5	11169.200	51.87	-1.27	74.0	22.13	Peak	270.00	150	Vertical	Pass
5**	11169.200	41.78	-1.27	54.0	12.22	AV	270.00	150	Vertical	Pass
6	15732.263	51.91	0.13	74.0	22.09	Peak	160.00	400	Vertical	Pass
6**	15732.263	43.32	0.13	54.0	10.68	AV	160.00	400	Vertical	Pass

11a, U-NII-3, 1 GHz to 18 GHz, Low Channel, ANT H

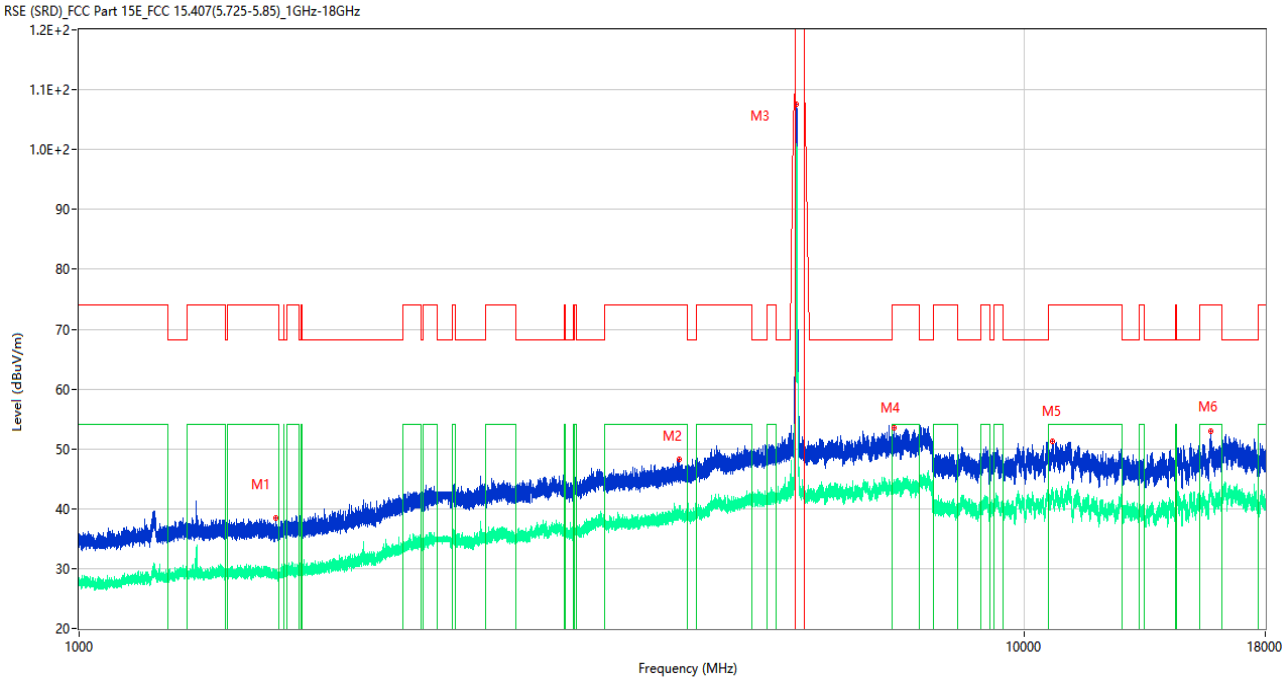

No.	Frequency (MHz)	Results (dBuV/m)	Factor (dB)	Limit (dBuV/m)	Margin (dB)	Detector	Table (Degree)	Height (cm)	Antenna	Verdict
1	1616.200	38.39	-16.63	74.0	35.61	Peak	360.00	400	Horizontal	Pass
1**	1616.200	29.22	-16.63	54.0	24.78	AV	360.00	400	Horizontal	Pass
2	4316.750	48.16	-4.01	74.0	25.84	Peak	343.00	300	Horizontal	Pass
2**	4316.750	38.81	-4.01	54.0	15.19	AV	343.00	300	Horizontal	Pass
3	5746.250	107.56	-1.54	--	--	Peak	46.00	100	Horizontal	N/A
3**	5746.250	99.96	-1.54	--	--	AV	46.00	100	Horizontal	N/A
4	7290.000	53.54	0.23	74.0	20.46	Peak	258.00	400	Horizontal	Pass
4**	7290.000	43.48	0.23	54.0	10.52	AV	258.00	400	Horizontal	Pass
5	10724.600	51.29	-2.05	74.0	22.71	Peak	92.00	200	Horizontal	Pass
5**	10724.600	42.17	-2.05	54.0	11.83	AV	92.00	200	Horizontal	Pass
6	15750.112	52.88	0.37	74.0	21.12	Peak	145.00	100	Horizontal	Pass
6**	15750.112	43.14	0.37	54.0	10.86	AV	145.00	100	Horizontal	Pass

11a, U-NII-3, 1 GHz to 18 GHz, Low Channel, ANT V

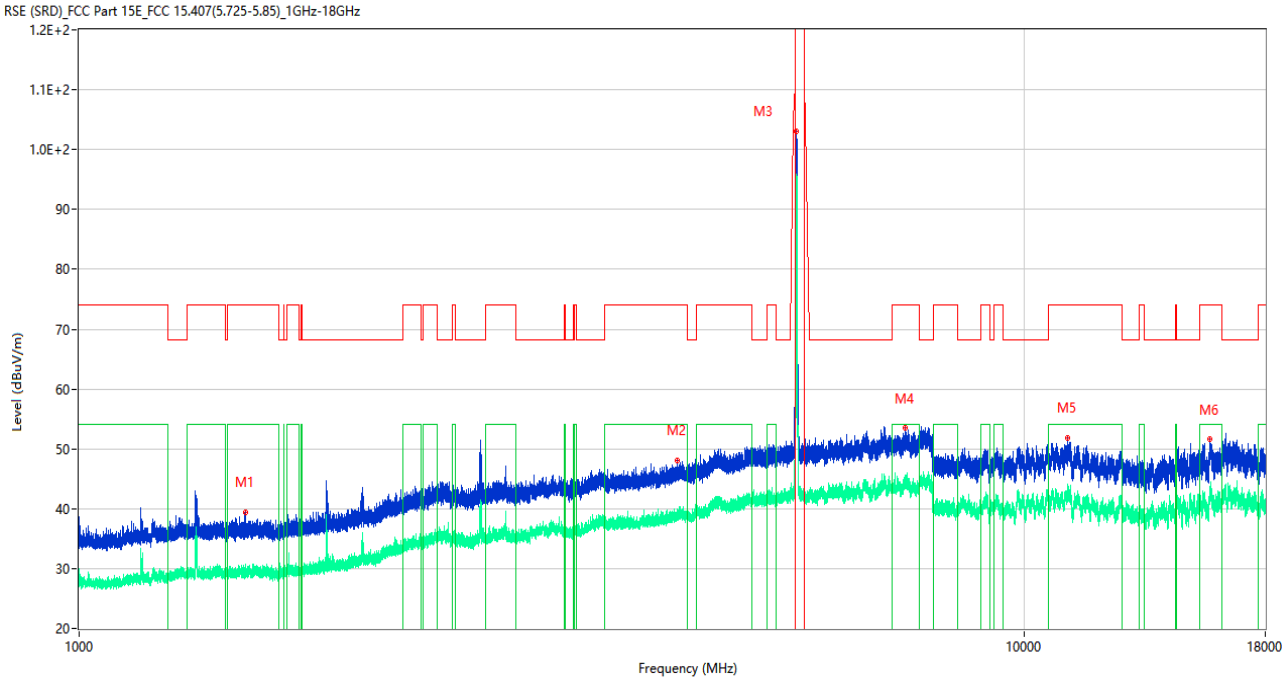

No.	Frequency (MHz)	Results (dBuV/m)	Factor (dB)	Limit (dBuV/m)	Margin (dB)	Detector	Table (Degree)	Height (cm)	Antenna	Verdict
1	1499.000	39.47	-16.60	74.0	34.53	Peak	330.00	100	Vertical	Pass
1**	1499.000	28.90	-16.60	54.0	25.10	AV	330.00	100	Vertical	Pass
2	4297.750	48.08	-4.12	74.0	25.92	Peak	353.00	100	Vertical	Pass
2**	4297.750	39.44	-4.12	54.0	14.56	AV	353.00	100	Vertical	Pass
3	5746.500	103.10	-1.55	--	--	Peak	294.00	200	Vertical	N/A
3**	5746.500	95.25	-1.55	--	--	AV	294.00	200	Vertical	N/A
4	7491.000	53.48	1.25	74.0	20.52	Peak	360.00	400	Vertical	Pass
4**	7491.000	44.00	1.25	54.0	10.00	AV	360.00	400	Vertical	Pass
5	11126.925	51.85	-0.98	74.0	22.15	Peak	200.00	150	Vertical	Pass
5**	11126.925	42.49	-0.98	54.0	11.51	AV	200.00	150	Vertical	Pass
6	15731.738	51.58	0.12	74.0	22.42	Peak	7.00	400	Vertical	Pass
6**	15731.738	41.47	0.12	54.0	12.53	AV	7.00	400	Vertical	Pass

11a, U-NII-3, 1 GHz to 18 GHz, Middle Channel, ANT H

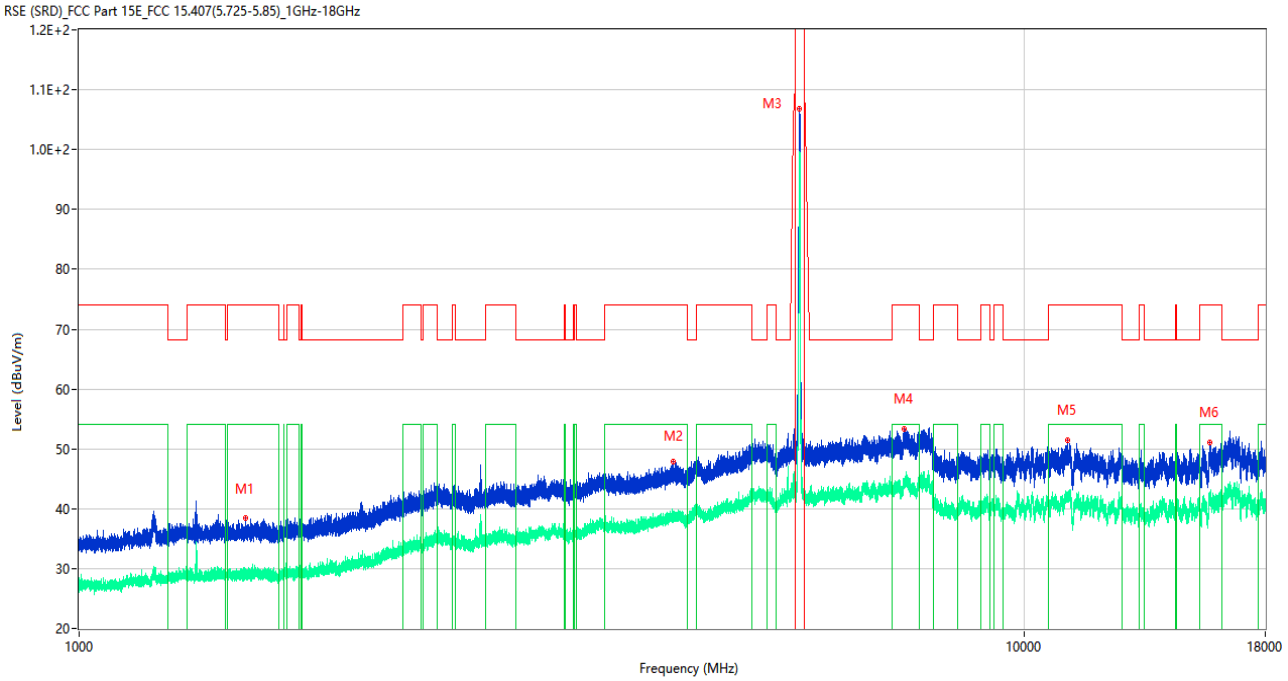

No.	Frequency (MHz)	Results (dBuV/m)	Factor (dB)	Limit (dBuV/m)	Margin (dB)	Detector	Table (Degree)	Height (cm)	Antenna	Verdict
1	1500.200	38.40	-16.61	74.0	35.60	Peak	220.00	400	Horizontal	Pass
1**	1500.200	29.18	-16.61	54.0	24.82	AV	220.00	400	Horizontal	Pass
2	4257.000	47.93	-4.19	74.0	26.07	Peak	339.00	200	Horizontal	Pass
2**	4257.000	38.65	-4.19	54.0	15.35	AV	339.00	200	Horizontal	Pass
3	5786.500	106.81	-1.69	--	--	Peak	41.00	100	Horizontal	N/A
3**	5786.500	99.31	-1.69	--	--	AV	41.00	100	Horizontal	N/A
4	7457.750	53.37	1.56	74.0	20.63	Peak	142.00	200	Horizontal	Pass
4**	7457.750	44.79	1.56	54.0	9.21	AV	142.00	200	Horizontal	Pass
5	11118.137	51.47	-0.99	74.0	22.53	Peak	160.00	100	Horizontal	Pass
5**	11118.137	42.01	-0.99	54.0	11.99	AV	160.00	100	Horizontal	Pass
6	15740.137	51.02	0.24	74.0	22.98	Peak	3.00	150	Horizontal	Pass
6**	15740.137	42.49	0.24	54.0	11.51	AV	3.00	150	Horizontal	Pass

11a, U-NII-3, 1 GHz to 18 GHz, Middle Channel, ANT V

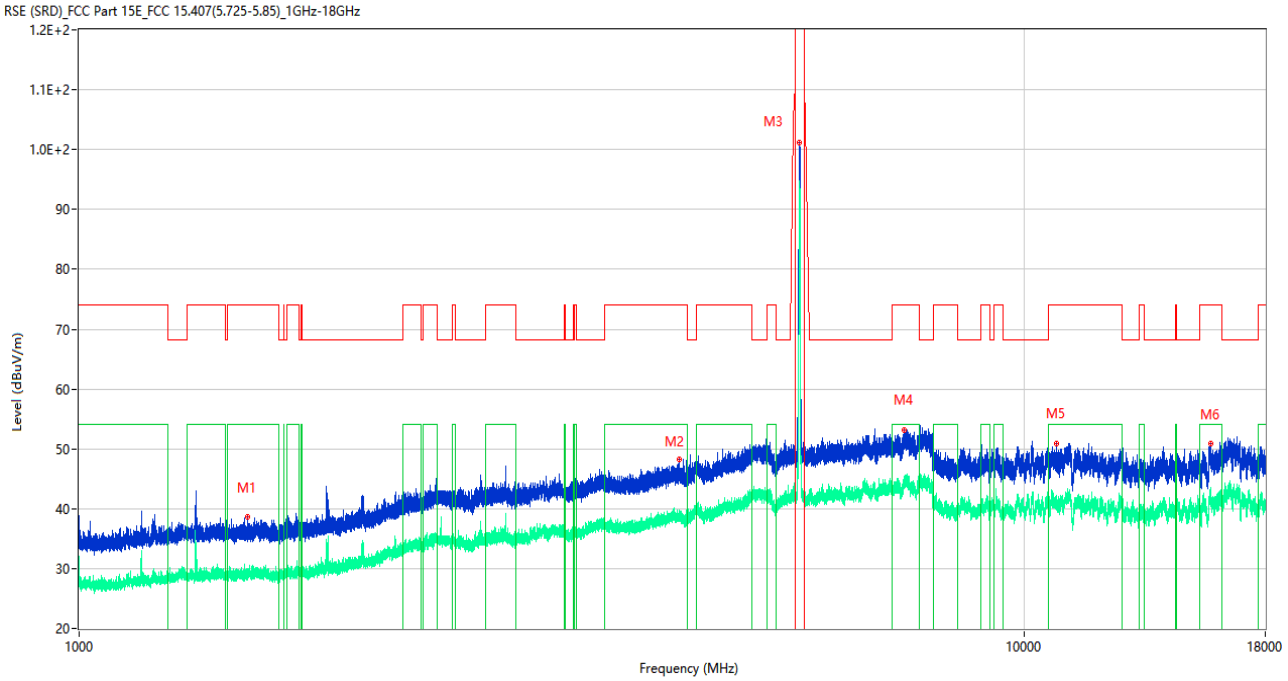

No.	Frequency (MHz)	Results (dBuV/m)	Factor (dB)	Limit (dBuV/m)	Margin (dB)	Detector	Table (Degree)	Height (cm)	Antenna	Verdict
1	1509.300	38.60	-16.59	74.0	35.40	Peak	0.00	300	Vertical	Pass
1**	1509.300	28.60	-16.59	54.0	25.40	AV	0.00	300	Vertical	Pass
2	4320.500	48.27	-3.99	74.0	25.73	Peak	227.00	100	Vertical	Pass
2**	4320.500	38.43	-3.99	54.0	15.57	AV	227.00	100	Vertical	Pass
3	5778.750	101.24	-1.36	--	--	Peak	280.00	150	Vertical	N/A
3**	5778.750	94.05	-1.36	--	--	AV	280.00	150	Vertical	N/A
4	7474.250	53.21	1.90	74.0	20.79	Peak	102.00	400	Vertical	Pass
4**	7474.250	44.11	1.90	54.0	9.89	AV	102.00	400	Vertical	Pass
5	10809.625	50.96	-2.79	74.0	23.04	Peak	140.00	100	Vertical	Pass
5**	10809.625	41.89	-2.79	54.0	12.11	AV	140.00	100	Vertical	Pass
6	15752.738	50.86	0.30	74.0	23.14	Peak	236.00	150	Vertical	Pass
6**	15752.738	42.26	0.30	54.0	11.74	AV	236.00	150	Vertical	Pass

11a, U-NII-3, 1 GHz to 18 GHz, High Channel, ANT H

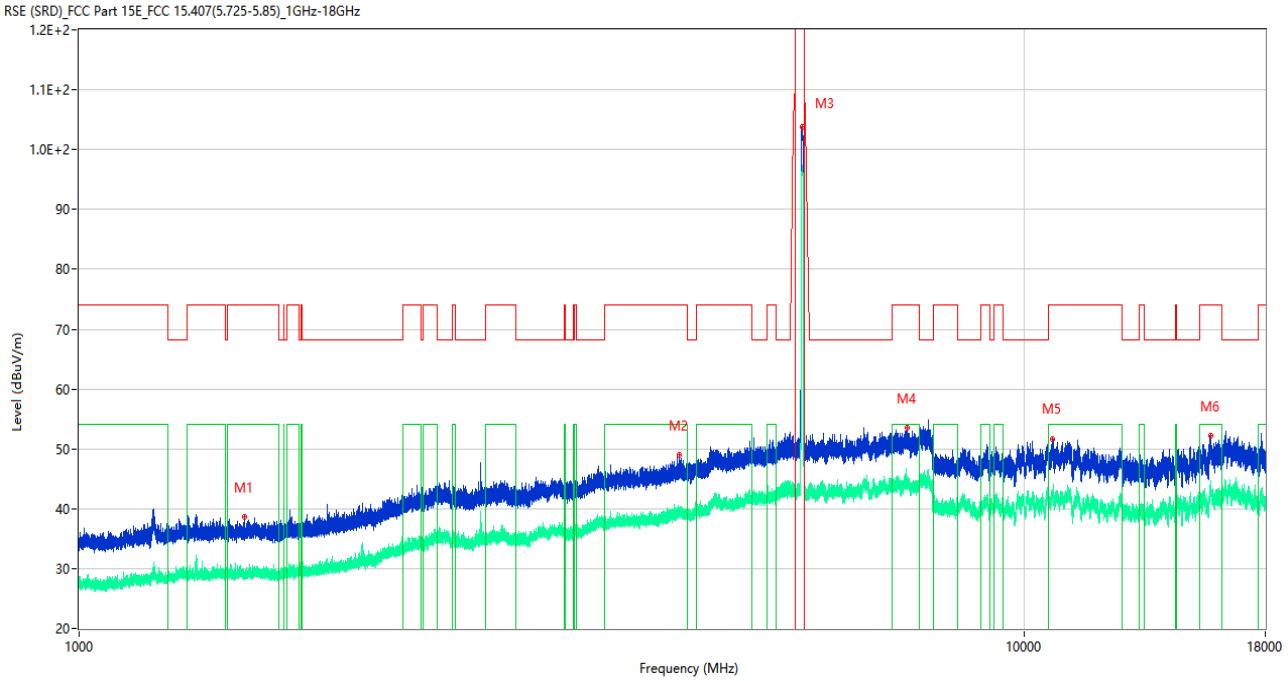

No.	Frequency (MHz)	Results (dBuV/m)	Factor (dB)	Limit (dBuV/m)	Margin (dB)	Detector	Table (Degree)	Height (cm)	Antenna	Verdict
1	1495.900	38.57	-16.79	74.0	35.43	Peak	54.00	300	Horizontal	Pass
1**	1495.900	29.32	-16.79	54.0	24.68	AV	54.00	300	Horizontal	Pass
2	4315.250	48.95	-3.99	74.0	25.05	Peak	264.00	100	Horizontal	Pass
2**	4315.250	39.21	-3.99	54.0	14.79	AV	264.00	100	Horizontal	Pass
3	5822.500	103.88	-1.79	--	--	Peak	12.00	200	Horizontal	N/A
3**	5822.500	96.07	-1.79	--	--	AV	12.00	200	Horizontal	N/A
4	7520.250	53.49	2.12	74.0	20.51	Peak	188.00	300	Horizontal	Pass
4**	7520.250	44.82	2.12	54.0	9.18	AV	188.00	300	Horizontal	Pass
5	10713.201	51.71	-2.23	74.0	22.29	Peak	90.00	150	Horizontal	Pass
5**	10713.201	42.41	-2.23	54.0	11.59	AV	90.00	150	Horizontal	Pass
6	15753.263	52.12	0.28	74.0	21.88	Peak	108.00	400	Horizontal	Pass
6**	15753.263	42.81	0.28	54.0	11.19	AV	108.00	400	Horizontal	Pass

11a, U-NII-3, 1 GHz to 18 GHz, High Channel, ANT V

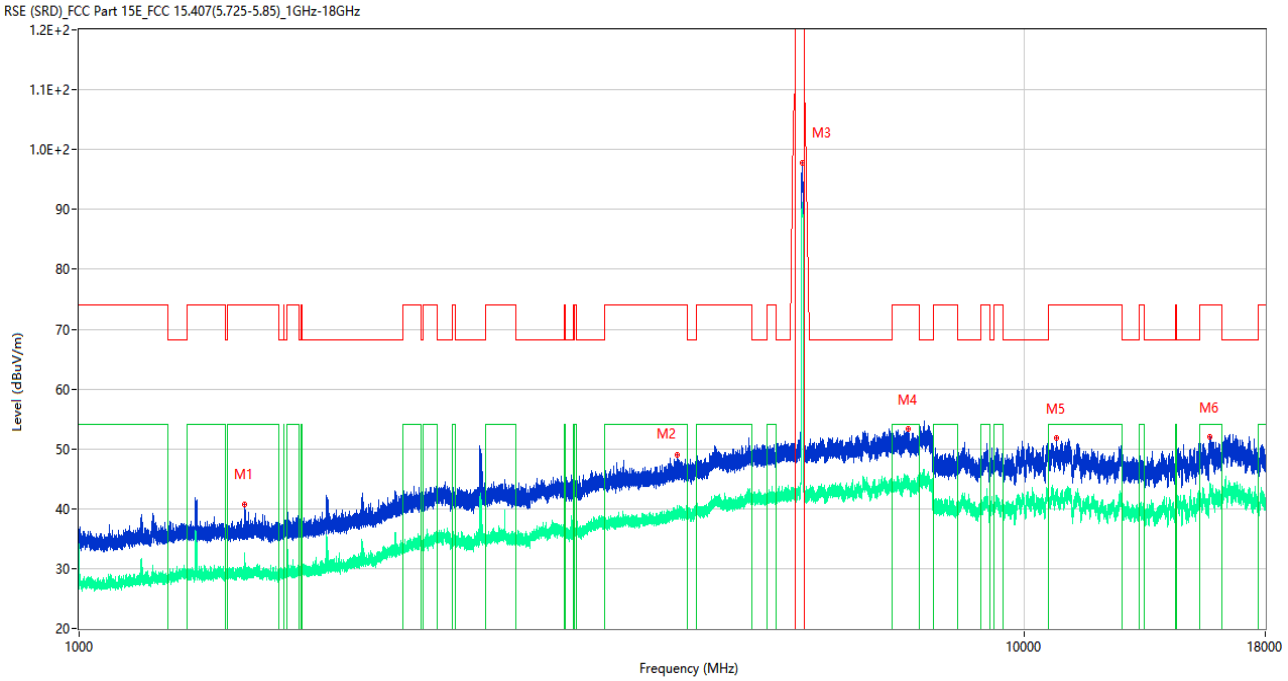

No.	Frequency (MHz)	Results (dBuV/m)	Factor (dB)	Limit (dBuV/m)	Margin (dB)	Detector	Table (Degree)	Height (cm)	Antenna	Verdict
1	1496.000	40.75	-16.78	74.0	33.25	Peak	330.00	100	Vertical	Pass
1**	1496.000	30.51	-16.78	54.0	23.49	AV	330.00	100	Vertical	Pass
2	4294.750	49.07	-3.96	74.0	24.93	Peak	110.00	300	Vertical	Pass
2**	4294.750	39.35	-3.96	54.0	14.65	AV	110.00	300	Vertical	Pass
3	5822.000	97.79	-1.72	--	--	Peak	205.00	150	Vertical	N/A
3**	5822.000	90.07	-1.72	--	--	AV	205.00	150	Vertical	N/A
4	7534.750	53.28	2.29	74.0	20.72	Peak	297.00	300	Vertical	Pass
4**	7534.750	44.29	2.29	54.0	9.71	AV	297.00	300	Vertical	Pass
5	10823.875	51.81	-2.45	74.0	22.19	Peak	279.00	200	Vertical	Pass
5**	10823.875	41.85	-2.45	54.0	12.15	AV	279.00	200	Vertical	Pass
6	15740.925	51.94	0.25	74.0	22.06	Peak	88.00	200	Vertical	Pass
6**	15740.925	43.01	0.25	54.0	10.99	AV	88.00	200	Vertical	Pass

11n20, U-NII-3, 1 GHz to 18 GHz, Low Channel, ANT H

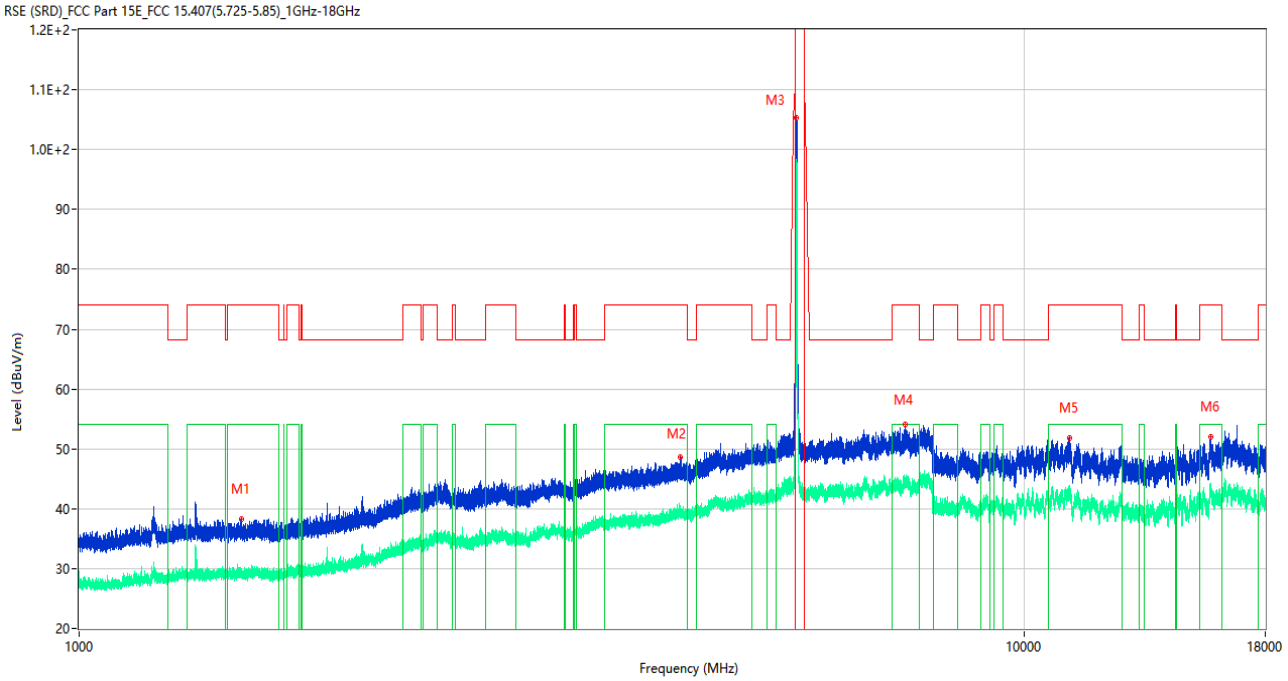

No.	Frequency (MHz)	Results (dBuV/m)	Factor (dB)	Limit (dBuV/m)	Margin (dB)	Detector	Table (Degree)	Height (cm)	Antenna	Verdict
1	1486.600	38.33	-16.62	74.0	35.67	Peak	354.00	400	Horizontal	Pass
1**	1486.600	29.54	-16.62	54.0	24.46	AV	354.00	400	Horizontal	Pass
2	4325.000	48.53	-4.31	74.0	25.47	Peak	323.00	300	Horizontal	Pass
2**	4325.000	39.01	-4.31	54.0	14.99	AV	323.00	300	Horizontal	Pass
3	5739.250	105.29	-1.69	--	--	Peak	12.00	100	Horizontal	N/A
3**	5739.250	97.80	-1.69	--	--	AV	12.00	100	Horizontal	N/A
4	7476.500	54.13	1.83	74.0	19.87	Peak	289.00	400	Horizontal	Pass
4**	7476.500	45.21	1.83	54.0	8.79	AV	289.00	400	Horizontal	Pass
5	11180.599	51.89	-1.47	74.0	22.11	Peak	283.00	100	Horizontal	Pass
5**	11180.599	43.38	-1.47	54.0	10.62	AV	283.00	100	Horizontal	Pass
6	15749.063	52.08	0.36	74.0	21.92	Peak	179.00	200	Horizontal	Pass
6**	15749.063	43.07	0.36	54.0	10.93	AV	179.00	200	Horizontal	Pass

11n20, U-NII-3, 1 GHz to 18 GHz, Low Channel, ANT V

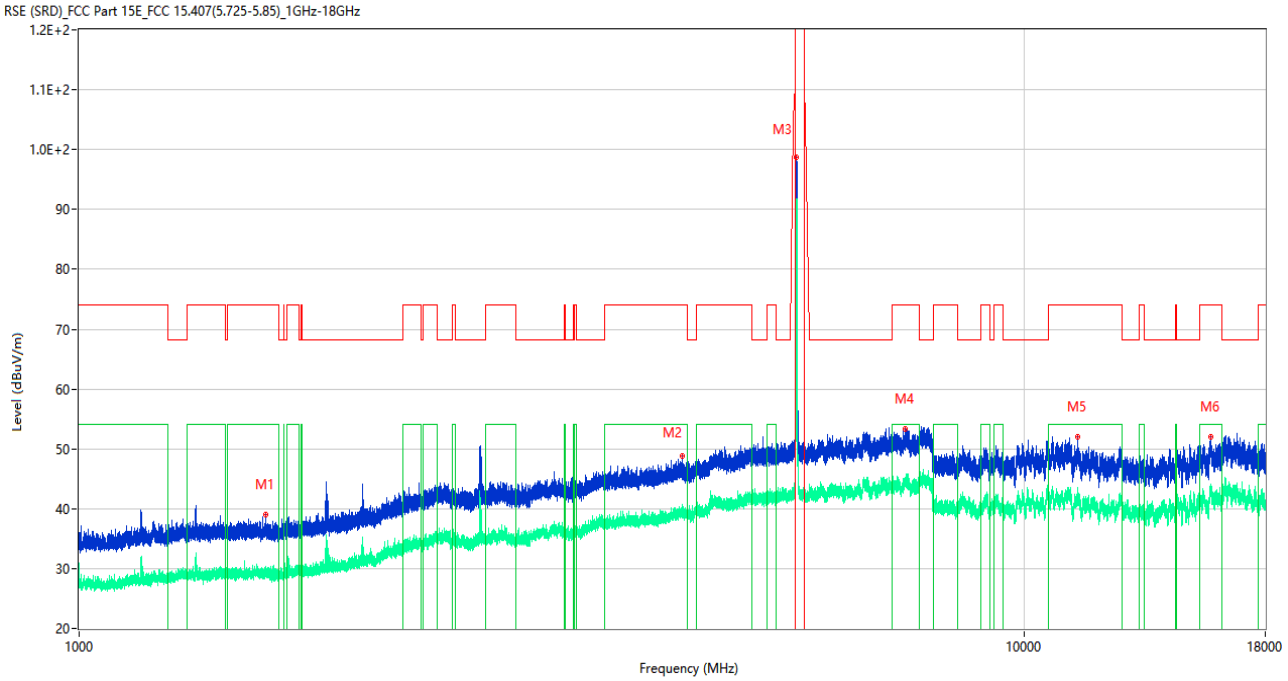

No.	Frequency (MHz)	Results (dBuV/m)	Factor (dB)	Limit (dBuV/m)	Margin (dB)	Detector	Table (Degree)	Height (cm)	Antenna	Verdict
1	1573.800	39.04	-16.51	74.0	34.96	Peak	45.00	200	Vertical	Pass
1**	1573.800	29.50	-16.51	54.0	24.50	AV	45.00	200	Vertical	Pass
2	4349.250	48.79	-4.05	74.0	25.21	Peak	359.00	400	Vertical	Pass
2**	4349.250	38.87	-4.05	54.0	15.13	AV	359.00	400	Vertical	Pass
3	5741.500	98.71	-1.70	--	--	Peak	216.00	100	Vertical	N/A
3**	5741.500	91.19	-1.70	--	--	AV	216.00	100	Vertical	N/A
4	7481.500	53.38	1.53	74.0	20.62	Peak	257.00	400	Vertical	Pass
4**	7481.500	44.52	1.53	54.0	9.48	AV	257.00	400	Vertical	Pass
5	11398.388	52.03	-1.66	74.0	21.97	Peak	64.00	200	Vertical	Pass
5**	11398.388	41.44	-1.66	54.0	12.56	AV	64.00	200	Vertical	Pass
6	15750.638	52.02	0.36	74.0	21.98	Peak	254.00	200	Vertical	Pass
6**	15750.638	42.59	0.36	54.0	11.41	AV	254.00	200	Vertical	Pass

11n20, U-NII-3, 1 GHz to 18 GHz, Middle Channel, ANT H

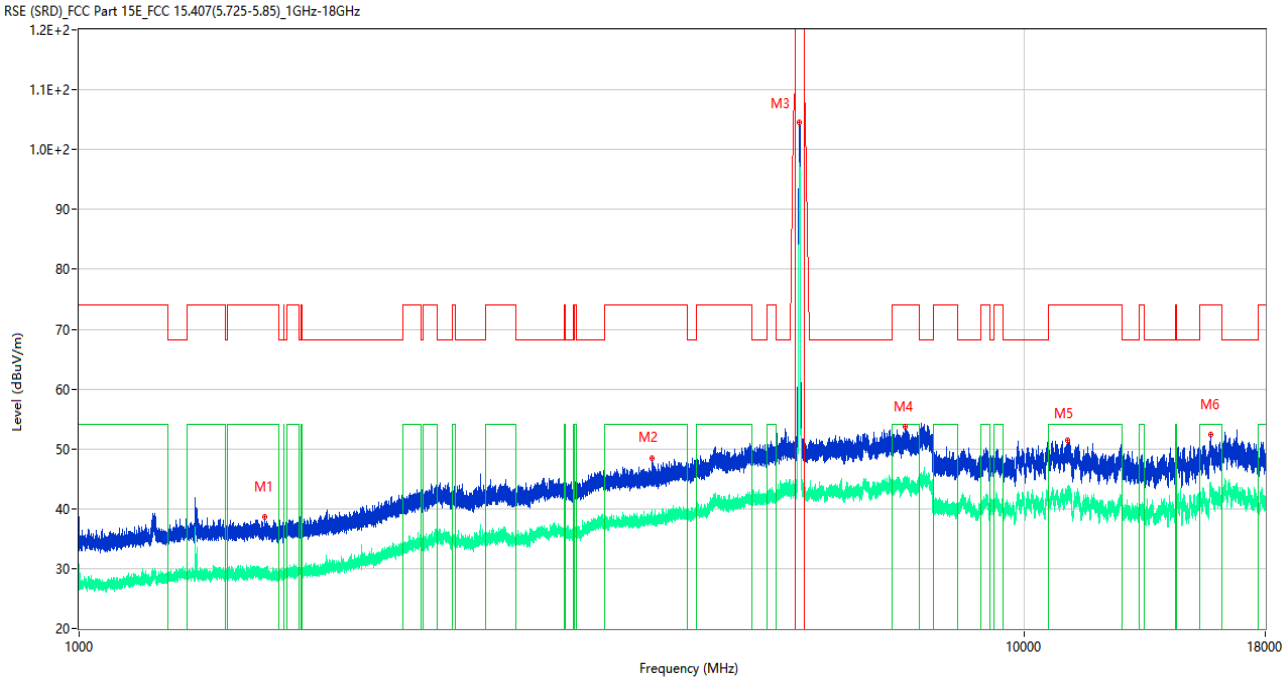

No.	Frequency (MHz)	Results (dBuV/m)	Factor (dB)	Limit (dBuV/m)	Margin (dB)	Detector	Table (Degree)	Height (cm)	Antenna	Verdict
1	1573.000	38.65	-16.54	74.0	35.35	Peak	346.00	200	Horizontal	Pass
1**	1573.000	29.22	-16.54	54.0	24.78	AV	346.00	200	Horizontal	Pass
2	4034.750	48.38	-5.23	74.0	25.62	Peak	288.00	100	Horizontal	Pass
2**	4034.750	37.53	-5.23	54.0	16.47	AV	288.00	100	Horizontal	Pass
3	5778.000	104.51	-1.25	--	--	Peak	45.00	100	Horizontal	N/A
3**	5778.000	96.77	-1.25	--	--	AV	45.00	100	Horizontal	N/A
4	7477.000	53.68	1.70	74.0	20.32	Peak	188.00	400	Horizontal	Pass
4**	7477.000	44.02	1.70	54.0	9.98	AV	188.00	400	Horizontal	Pass
5	11130.013	51.42	-0.97	74.0	22.58	Peak	101.00	200	Horizontal	Pass
5**	11130.013	42.49	-0.97	54.0	11.51	AV	101.00	200	Horizontal	Pass
6	15770.588	52.42	-0.19	74.0	21.58	Peak	176.00	100	Horizontal	Pass
6**	15770.588	42.98	-0.19	54.0	11.02	AV	176.00	100	Horizontal	Pass

11n20, U-NII-3, 1 GHz to 18 GHz, Middle Channel, ANT V

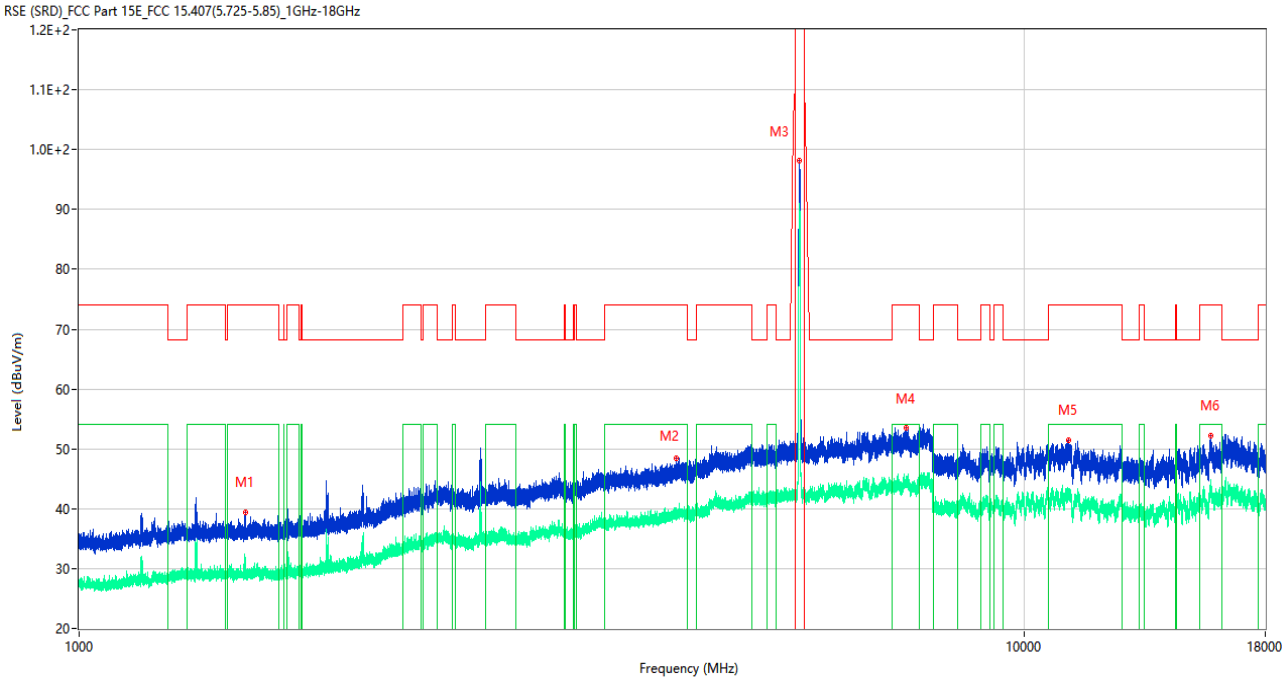

No.	Frequency (MHz)	Results (dBuV/m)	Factor (dB)	Limit (dBuV/m)	Margin (dB)	Detector	Table (Degree)	Height (cm)	Antenna	Verdict
1	1499.200	39.48	-16.61	74.0	34.52	Peak	336.00	400	Vertical	Pass
1**	1499.200	28.94	-16.61	54.0	25.06	AV	336.00	400	Vertical	Pass
2	4287.250	48.39	-4.25	74.0	25.61	Peak	167.00	100	Vertical	Pass
2**	4287.250	38.75	-4.25	54.0	15.25	AV	167.00	100	Vertical	Pass
3	5777.500	98.09	-1.26	--	--	Peak	222.00	150	Vertical	N/A
3**	5777.500	90.17	-1.26	--	--	AV	222.00	150	Vertical	N/A
4	7509.500	53.50	1.72	74.0	20.50	Peak	75.00	100	Vertical	Pass
4**	7509.500	44.92	1.72	54.0	9.08	AV	75.00	100	Vertical	Pass
5	11145.450	51.54	-0.95	74.0	22.46	Peak	338.00	200	Vertical	Pass
5**	11145.450	42.33	-0.95	54.0	11.67	AV	338.00	200	Vertical	Pass
6	15748.275	52.11	0.35	74.0	21.89	Peak	138.00	150	Vertical	Pass
6**	15748.275	42.99	0.35	54.0	11.01	AV	138.00	150	Vertical	Pass

11n20, U-NII-3, 1 GHz to 18 GHz, High Channel, ANT H

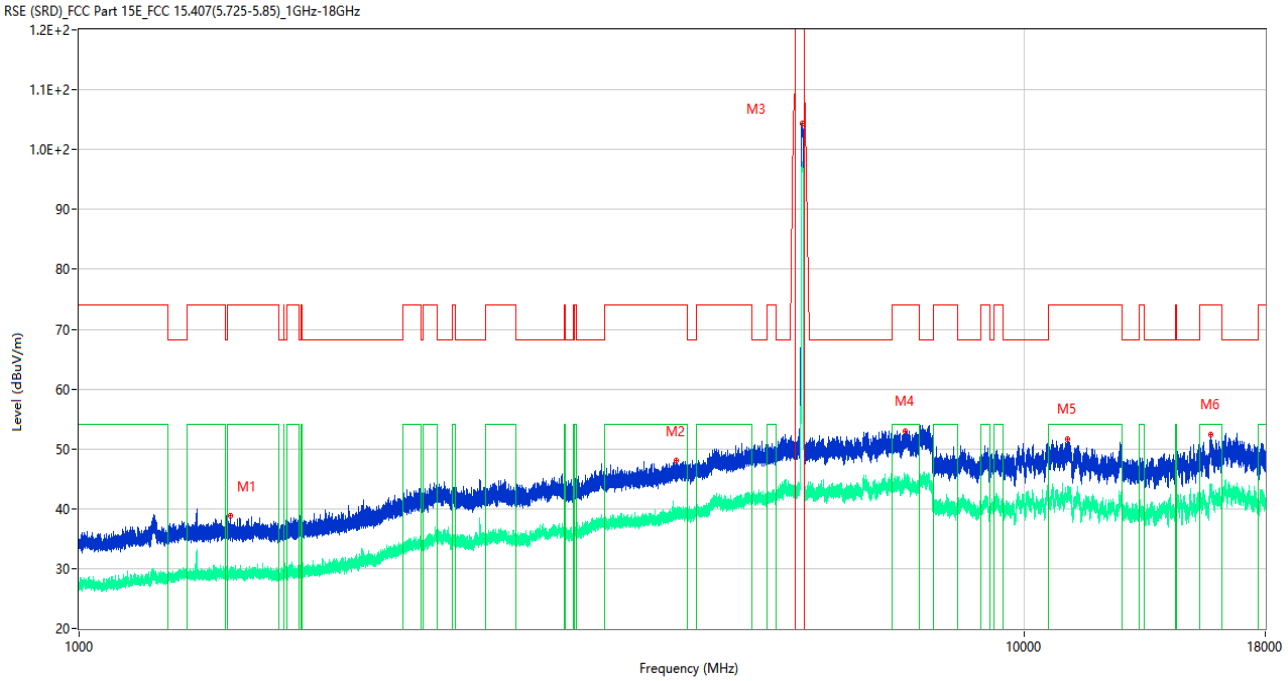

No.	Frequency (MHz)	Results (dBuV/m)	Factor (dB)	Limit (dBuV/m)	Margin (dB)	Detector	Table (Degree)	Height (cm)	Antenna	Verdict
1	1445.800	38.79	-16.53	74.0	35.21	Peak	324.00	200	Horizontal	Pass
1**	1445.800	29.19	-16.53	54.0	24.81	AV	324.00	200	Horizontal	Pass
2	4279.500	48.02	-4.19	74.0	25.98	Peak	135.00	300	Horizontal	Pass
2**	4279.500	39.47	-4.19	54.0	14.53	AV	135.00	300	Horizontal	Pass
3	5828.250	104.39	-1.62	--	--	Peak	38.00	200	Horizontal	N/A
3**	5828.250	97.04	-1.62	--	--	AV	38.00	200	Horizontal	N/A
4	7487.500	52.99	1.44	74.0	21.01	Peak	268.00	200	Horizontal	Pass
4**	7487.500	45.66	1.44	54.0	8.34	AV	268.00	200	Horizontal	Pass
5	11111.725	51.70	-0.99	74.0	22.30	Peak	360.00	200	Horizontal	Pass
5**	11111.725	41.78	-0.99	54.0	12.22	AV	360.00	200	Horizontal	Pass
6	15782.138	52.32	-0.51	74.0	21.68	Peak	314.00	150	Horizontal	Pass
6**	15782.138	42.98	-0.51	54.0	11.02	AV	314.00	150	Horizontal	Pass

11n20, U-NII-3, 1 GHz to 18 GHz, High Channel, ANT V

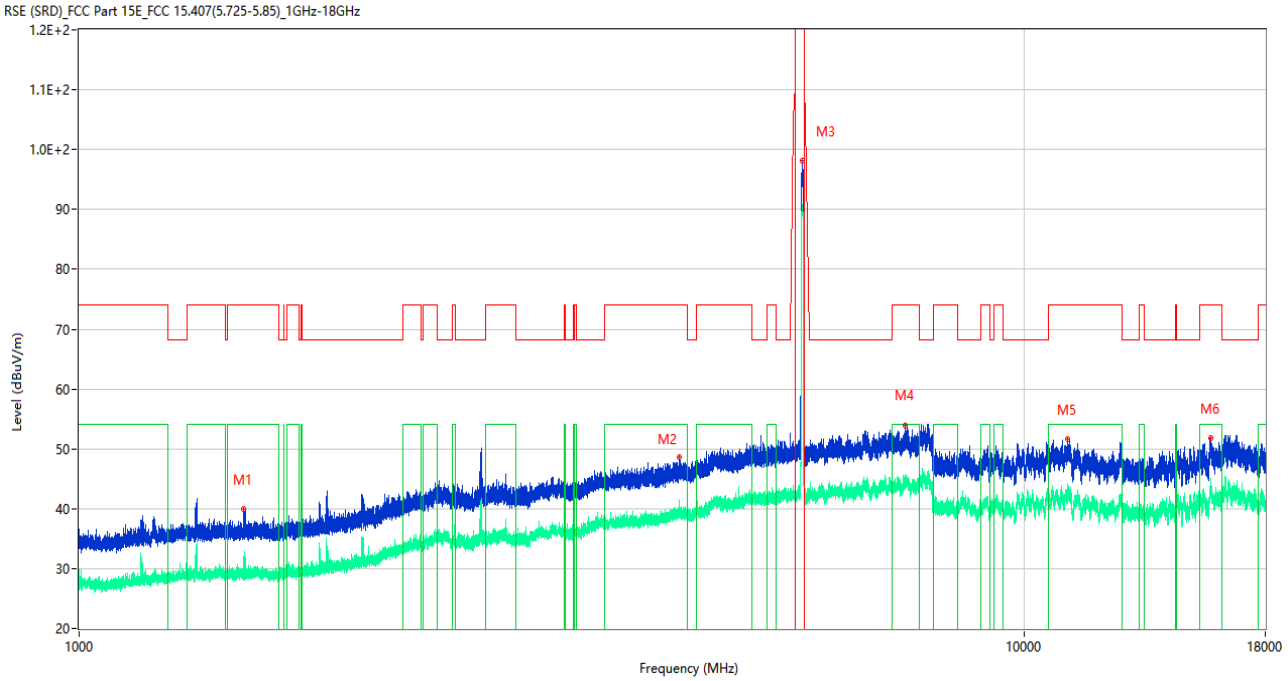

No.	Frequency (MHz)	Results (dBuV/m)	Factor (dB)	Limit (dBuV/m)	Margin (dB)	Detector	Table (Degree)	Height (cm)	Antenna	Verdict
1	1493.500	39.88	-16.87	74.0	34.12	Peak	322.00	300	Vertical	Pass
1**	1493.500	30.33	-16.87	54.0	23.67	AV	322.00	300	Vertical	Pass
2	4319.000	48.57	-3.97	74.0	25.43	Peak	70.00	200	Vertical	Pass
2**	4319.000	39.74	-3.97	54.0	14.26	AV	70.00	200	Vertical	Pass
3	5827.000	98.07	-1.61	--	--	Peak	221.00	150	Vertical	N/A
3**	5827.000	90.09	-1.61	--	--	AV	221.00	150	Vertical	N/A
4	7482.000	53.98	1.50	74.0	20.02	Peak	221.00	100	Vertical	Pass
4**	7482.000	44.20	1.50	54.0	9.80	AV	221.00	100	Vertical	Pass
5	11119.799	51.57	-0.98	74.0	22.43	Peak	186.00	100	Vertical	Pass
5**	11119.799	42.67	-0.98	54.0	11.33	AV	186.00	100	Vertical	Pass
6	15758.250	51.74	0.15	74.0	22.26	Peak	216.00	300	Vertical	Pass
6**	15758.250	42.55	0.15	54.0	11.45	AV	216.00	300	Vertical	Pass

11n40, U-NII-3, 1 GHz to 18 GHz, Low Channel, ANT H

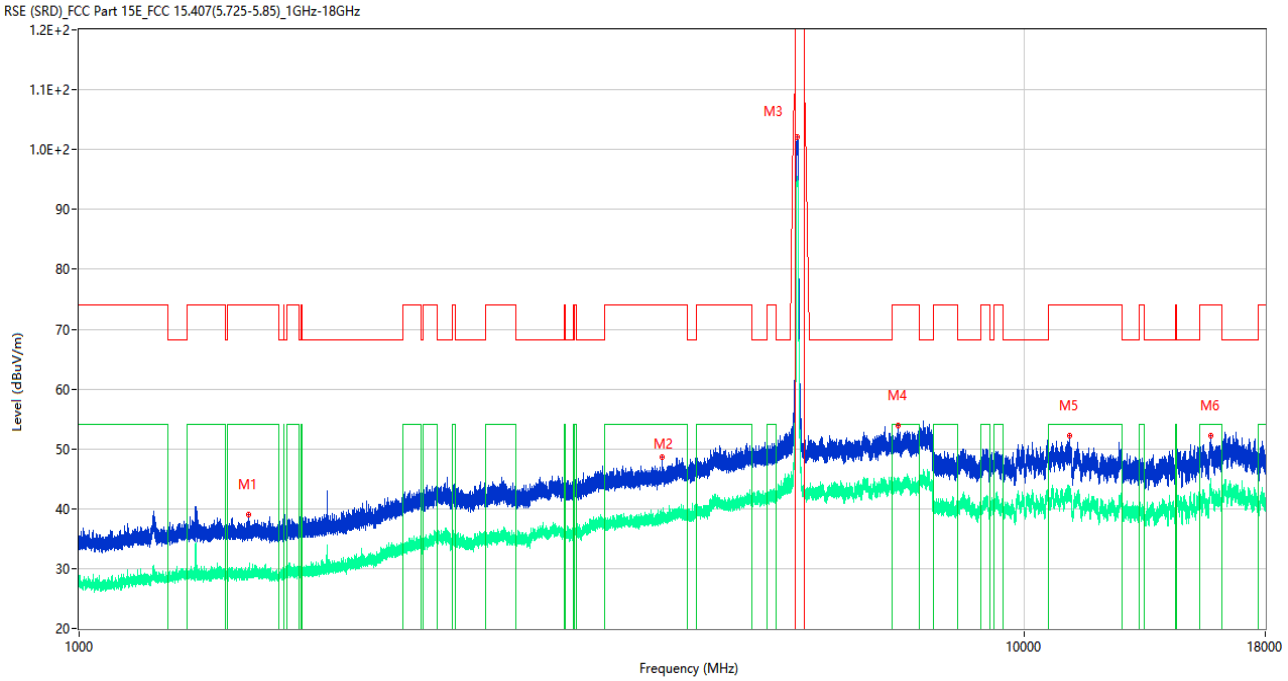

No.	Frequency (MHz)	Results (dBuV/m)	Factor (dB)	Limit (dBuV/m)	Margin (dB)	Detector	Table (Degree)	Height (cm)	Antenna	Verdict
1	1512.700	39.02	-16.44	74.0	34.98	Peak	295.00	300	Horizontal	Pass
1**	1512.700	29.00	-16.44	54.0	25.00	AV	295.00	300	Horizontal	Pass
2	4139.000	48.53	-4.69	74.0	25.47	Peak	316.00	400	Horizontal	Pass
2**	4139.000	38.28	-4.69	54.0	15.72	AV	316.00	400	Horizontal	Pass
3	5753.000	102.06	-1.22	--	--	Peak	12.00	150	Horizontal	N/A
3**	5753.000	94.67	-1.22	--	--	AV	12.00	150	Horizontal	N/A
4	7356.250	53.93	0.71	74.0	20.07	Peak	84.00	300	Horizontal	Pass
4**	7356.250	44.05	0.71	54.0	9.95	AV	84.00	300	Horizontal	Pass
5	11176.563	52.22	-1.40	74.0	21.78	Peak	62.00	200	Horizontal	Pass
5**	11176.563	42.13	-1.40	54.0	11.87	AV	62.00	200	Horizontal	Pass
6	15755.362	52.25	0.23	74.0	21.75	Peak	154.00	200	Horizontal	Pass
6**	15755.362	42.49	0.23	54.0	11.51	AV	154.00	200	Horizontal	Pass

11n40, U-NII-3, 1 GHz to 18 GHz, Low Channel, ANT V

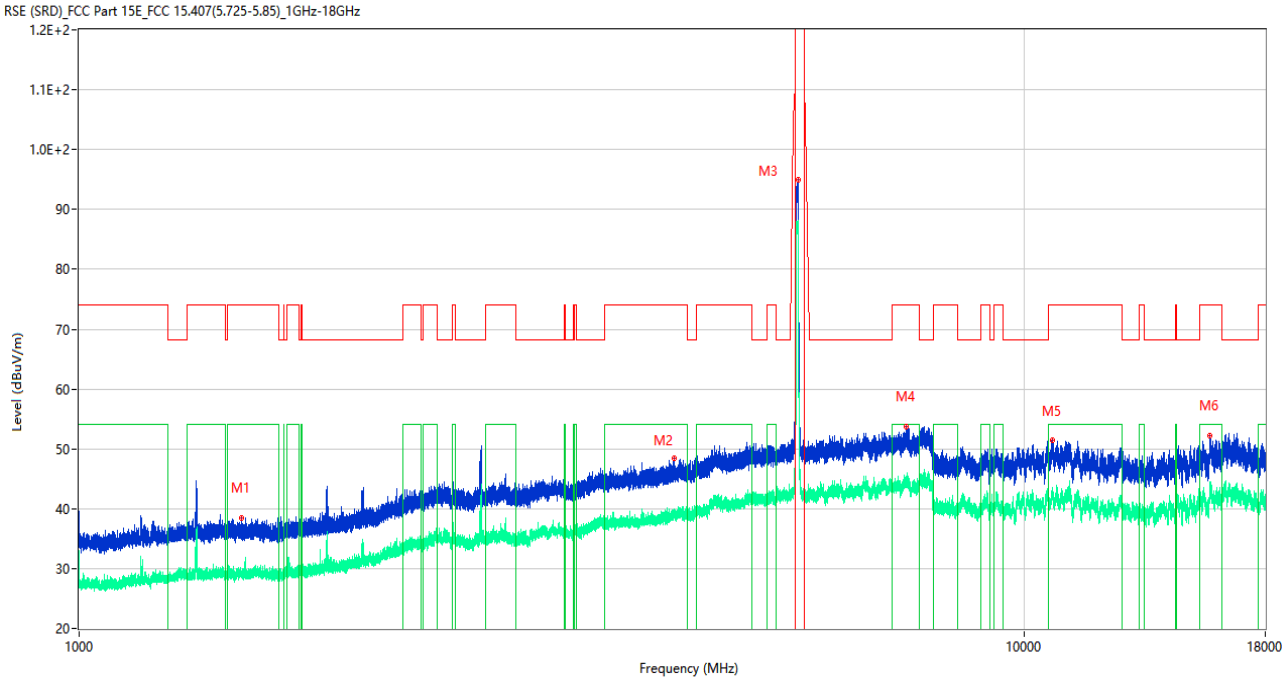

No.	Frequency (MHz)	Results (dBuV/m)	Factor (dB)	Limit (dBuV/m)	Margin (dB)	Detector	Table (Degree)	Height (cm)	Antenna	Verdict
1	1486.300	38.50	-16.61	74.0	35.50	Peak	116.00	300	Vertical	Pass
1**	1486.300	29.10	-16.61	54.0	24.90	AV	116.00	300	Vertical	Pass
2	4268.750	48.42	-3.77	74.0	25.58	Peak	70.00	100	Vertical	Pass
2**	4268.750	39.16	-3.77	54.0	14.84	AV	70.00	100	Vertical	Pass
3	5763.500	94.87	-0.98	--	--	Peak	215.00	100	Vertical	N/A
3**	5763.500	86.30	-0.98	--	--	AV	215.00	100	Vertical	N/A
4	7510.750	53.76	1.72	74.0	20.24	Peak	0.00	400	Vertical	Pass
4**	7510.750	44.64	1.72	54.0	9.36	AV	0.00	400	Vertical	Pass
5	10729.349	51.41	-1.97	74.0	22.59	Peak	91.00	150	Vertical	Pass
5**	10729.349	43.00	-1.97	54.0	11.00	AV	91.00	150	Vertical	Pass
6	15720.974	52.20	-0.03	74.0	21.80	Peak	161.00	300	Vertical	Pass
6**	15720.974	42.41	-0.03	54.0	11.59	AV	161.00	300	Vertical	Pass

11n40, U-NII-3, 1 GHz to 18 GHz, High Channel, ANT H

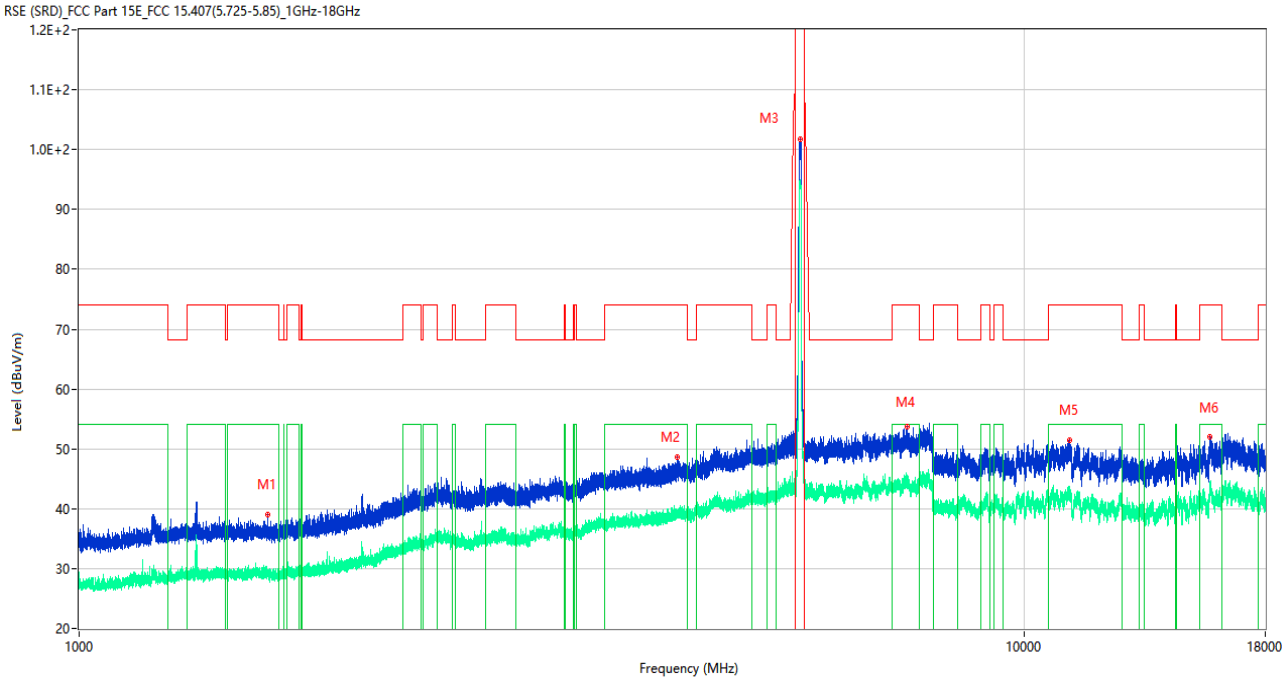

No.	Frequency (MHz)	Results (dBuV/m)	Factor (dB)	Limit (dBuV/m)	Margin (dB)	Detector	Table (Degree)	Height (cm)	Antenna	Verdict
1	1583.400	39.09	-16.53	74.0	34.91	Peak	142.00	300	Horizontal	Pass
1**	1583.400	28.93	-16.53	54.0	25.07	AV	142.00	300	Horizontal	Pass
2	4296.500	48.60	-3.99	74.0	25.40	Peak	254.00	400	Horizontal	Pass
2**	4296.500	39.12	-3.99	54.0	14.88	AV	254.00	400	Horizontal	Pass
3	5792.750	101.79	-1.68	--	--	Peak	18.00	100	Horizontal	N/A
3**	5792.750	94.73	-1.68	--	--	AV	18.00	100	Horizontal	N/A
4	7516.500	53.78	2.04	74.0	20.22	Peak	225.00	200	Horizontal	Pass
4**	7516.500	44.74	2.04	54.0	9.26	AV	225.00	200	Horizontal	Pass
5	11183.450	51.51	-1.52	74.0	22.49	Peak	169.00	200	Horizontal	Pass
5**	11183.450	42.26	-1.52	54.0	11.74	AV	169.00	200	Horizontal	Pass
6	15735.937	51.92	0.18	74.0	22.08	Peak	0.00	300	Horizontal	Pass
6**	15735.937	43.34	0.18	54.0	10.66	AV	0.00	300	Horizontal	Pass

11n40, U-NII-3, 1 GHz to 18 GHz,High Channel, ANT V

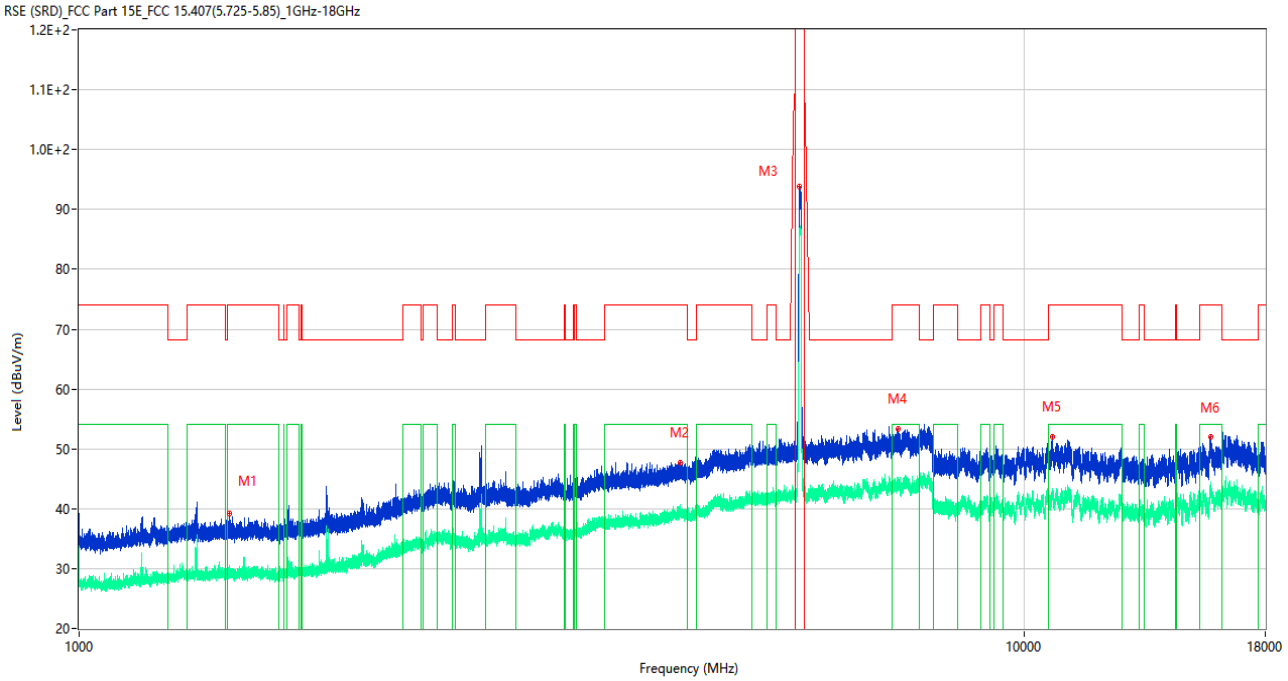

No.	Frequency (MHz)	Results (dBuV/m)	Factor (dB)	Limit (dBuV/m)	Margin (dB)	Detector	Table (Degree)	Height (cm)	Antenna	Verdict
1	1442.700	39.25	-16.44	74.0	34.75	Peak	189.00	400	Vertical	Pass
1**	1442.700	29.48	-16.44	54.0	24.52	AV	189.00	400	Vertical	Pass
2	4322.750	47.70	-4.17	74.0	26.30	Peak	0.00	200	Vertical	Pass
2**	4322.750	39.19	-4.17	54.0	14.81	AV	0.00	200	Vertical	Pass
3	5783.500	93.82	-1.75	--	--	Peak	218.00	150	Vertical	N/A
3**	5783.500	85.92	-1.75	--	--	AV	218.00	150	Vertical	N/A
4	7356.500	53.42	0.72	74.0	20.58	Peak	176.00	300	Vertical	Pass
4**	7356.500	44.03	0.72	54.0	9.97	AV	176.00	300	Vertical	Pass
5	10709.638	52.07	-2.28	74.0	21.93	Peak	72.00	100	Vertical	Pass
5**	10709.638	41.77	-2.28	54.0	12.23	AV	72.00	100	Vertical	Pass
6	15751.950	52.00	0.32	74.0	22.00	Peak	11.00	300	Vertical	Pass
6**	15751.950	43.79	0.32	54.0	10.21	AV	11.00	300	Vertical	Pass

11ac20, U-NII-3, 1 GHz to 18 GHz, Low Channel, ANT H

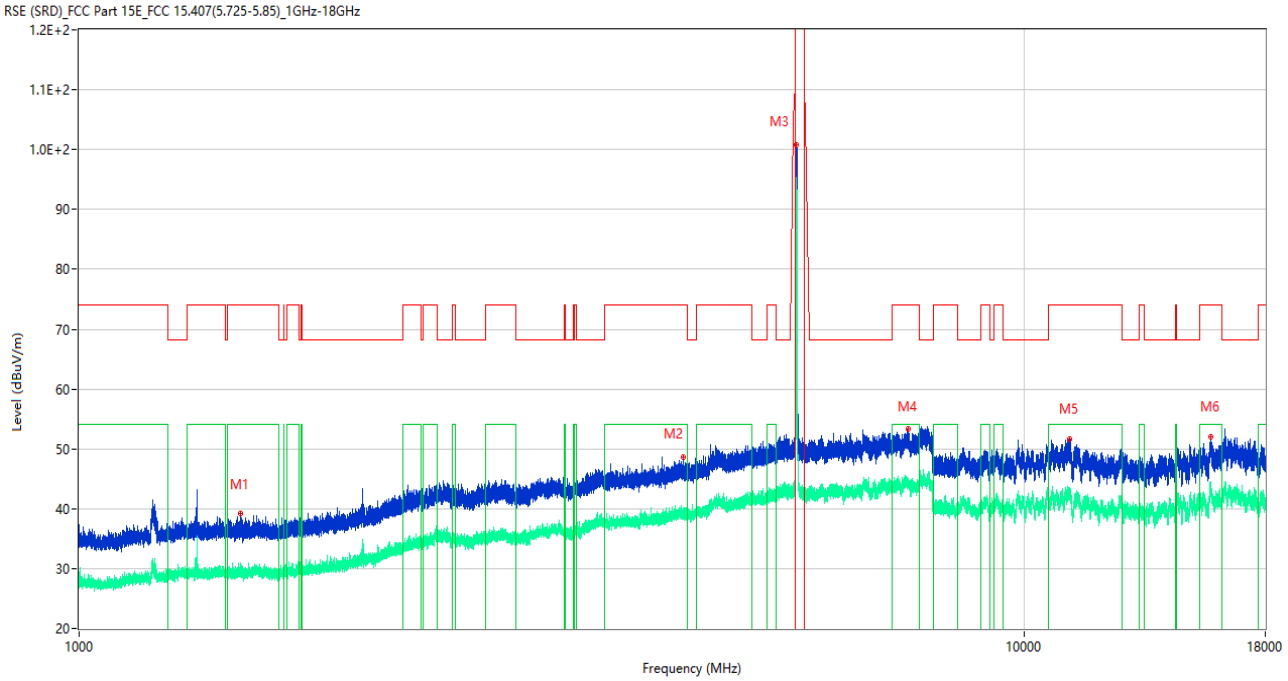

No.	Frequency (MHz)	Results (dBuV/m)	Factor (dB)	Limit (dBuV/m)	Margin (dB)	Detector	Table (Degree)	Height (cm)	Antenna	Verdict
1	1480.000	39.14	-16.30	74.0	34.86	Peak	52.00	300	Horizontal	Pass
1**	1480.000	28.94	-16.30	54.0	25.06	AV	52.00	300	Horizontal	Pass
2	4364.250	48.66	-4.02	74.0	25.34	Peak	234.00	400	Horizontal	Pass
2**	4364.250	38.73	-4.02	54.0	15.27	AV	234.00	400	Horizontal	Pass
3	5745.250	100.88	-1.59	--	--	Peak	163.00	100	Horizontal	N/A
3**	5745.250	94.74	-1.59	--	--	AV	163.00	100	Horizontal	N/A
4	7546.000	53.26	1.68	74.0	20.74	Peak	304.00	300	Horizontal	Pass
4**	7546.000	44.12	1.68	54.0	9.88	AV	304.00	300	Horizontal	Pass
5	11169.200	51.72	-1.27	74.0	22.28	Peak	70.00	100	Horizontal	Pass
5**	11169.200	41.80	-1.27	54.0	12.20	AV	70.00	100	Horizontal	Pass
6	15755.888	52.08	0.21	74.0	21.92	Peak	360.00	100	Horizontal	Pass
6**	15755.888	43.57	0.21	54.0	10.43	AV	360.00	100	Horizontal	Pass

11ac20, U-NII-3, 1 GHz to 18 GHz, Low Channel, ANT V

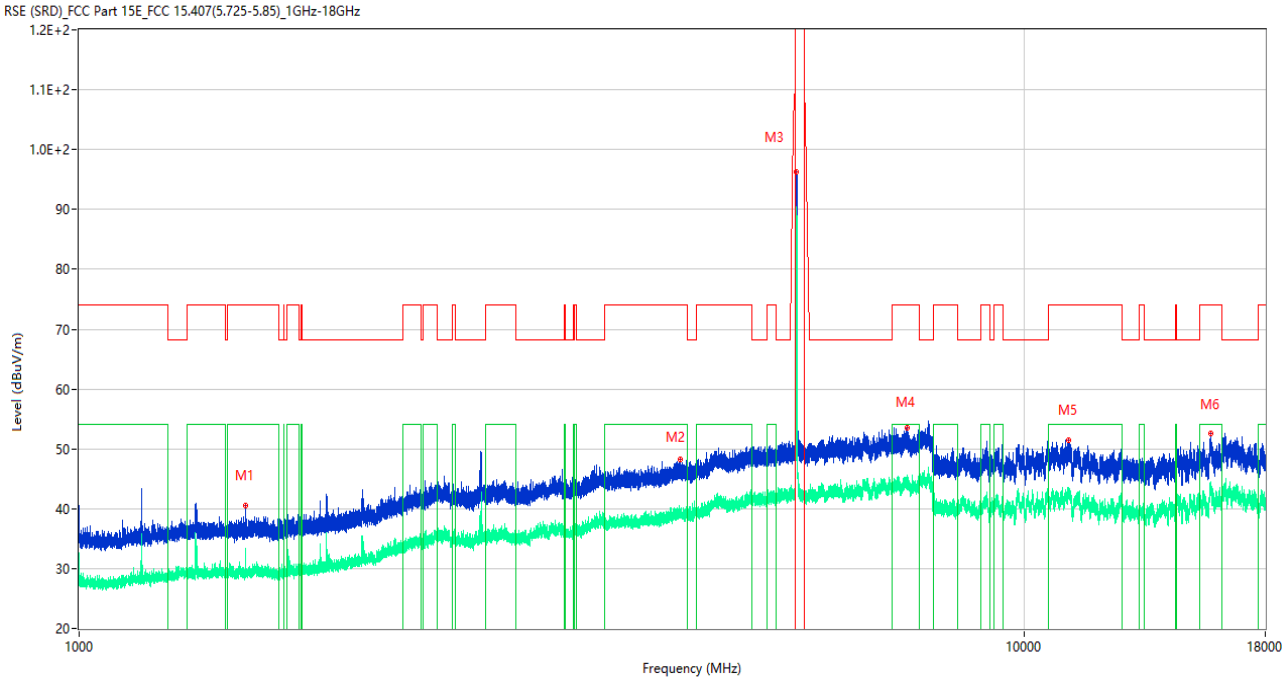

No.	Frequency (MHz)	Results (dBuV/m)	Factor (dB)	Limit (dBuV/m)	Margin (dB)	Detector	Table (Degree)	Height (cm)	Antenna	Verdict
1	1498.800	40.57	-16.60	74.0	33.43	Peak	317.00	400	Vertical	Pass
1**	1498.800	28.97	-16.60	54.0	25.03	AV	317.00	400	Vertical	Pass
2	4323.500	48.34	-4.21	74.0	25.66	Peak	240.00	100	Vertical	Pass
2**	4323.500	39.11	-4.21	54.0	14.89	AV	240.00	100	Vertical	Pass
3	5745.000	96.27	-1.61	--	--	Peak	223.00	100	Vertical	N/A
3**	5745.000	90.07	-1.61	--	--	AV	223.00	100	Vertical	N/A
4	7522.500	53.56	2.29	74.0	20.44	Peak	74.00	100	Vertical	Pass
4**	7522.500	44.27	2.29	54.0	9.73	AV	74.00	100	Vertical	Pass
5	11137.613	51.47	-0.96	74.0	22.53	Peak	95.00	100	Vertical	Pass
5**	11137.613	42.30	-0.96	54.0	11.70	AV	95.00	100	Vertical	Pass
6	15764.287	52.52	-0.02	74.0	21.48	Peak	123.00	200	Vertical	Pass
6**	15764.287	42.71	-0.02	54.0	11.29	AV	123.00	200	Vertical	Pass

11ac20, U-NII-3, 1 GHz to 18 GHz, Middle Channel, ANT H

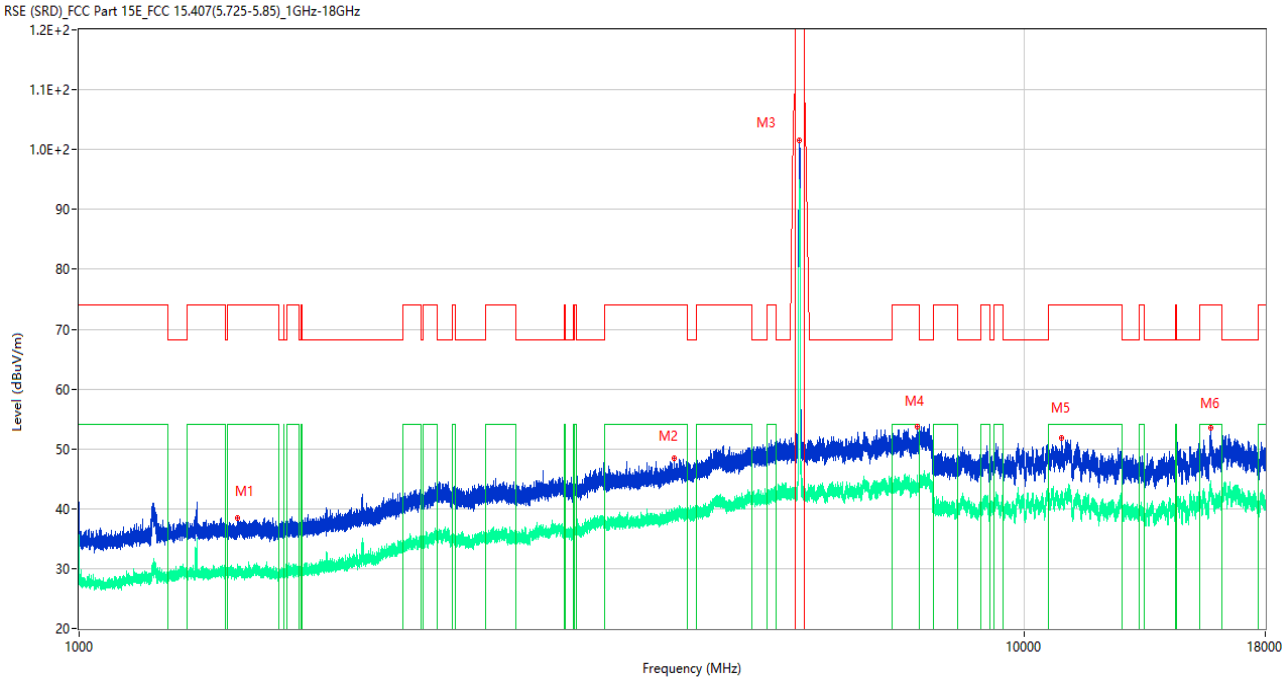

No.	Frequency (MHz)	Results (dBuV/m)	Factor (dB)	Limit (dBuV/m)	Margin (dB)	Detector	Table (Degree)	Height (cm)	Antenna	Verdict
1	1472.000	38.50	-16.43	74.0	35.50	Peak	360.00	100	Horizontal	Pass
1**	1472.000	29.42	-16.43	54.0	24.58	AV	360.00	100	Horizontal	Pass
2	4266.250	48.42	-3.66	74.0	25.58	Peak	269.00	100	Horizontal	Pass
2**	4266.250	39.08	-3.66	54.0	14.92	AV	269.00	100	Horizontal	Pass
3	5785.250	101.60	-1.71	--	--	Peak	172.00	150	Horizontal	N/A
3**	5785.250	94.88	-1.71	--	--	AV	172.00	150	Horizontal	N/A
4	7703.750	53.64	2.04	74.0	20.36	Peak	360.00	100	Horizontal	Pass
4**	7703.750	44.63	2.04	54.0	9.37	AV	360.00	100	Horizontal	Pass
5	10964.000	51.85	-2.25	74.0	22.15	Peak	80.00	200	Horizontal	Pass
5**	10964.000	42.52	-2.25	54.0	11.48	AV	80.00	200	Horizontal	Pass
6	15749.063	53.59	0.36	74.0	20.41	Peak	191.00	300	Horizontal	Pass
6**	15749.063	42.65	0.36	54.0	11.35	AV	191.00	300	Horizontal	Pass

11ac20, U-NII-3, 1 GHz to 18 GHz, Middle Channel, ANT V

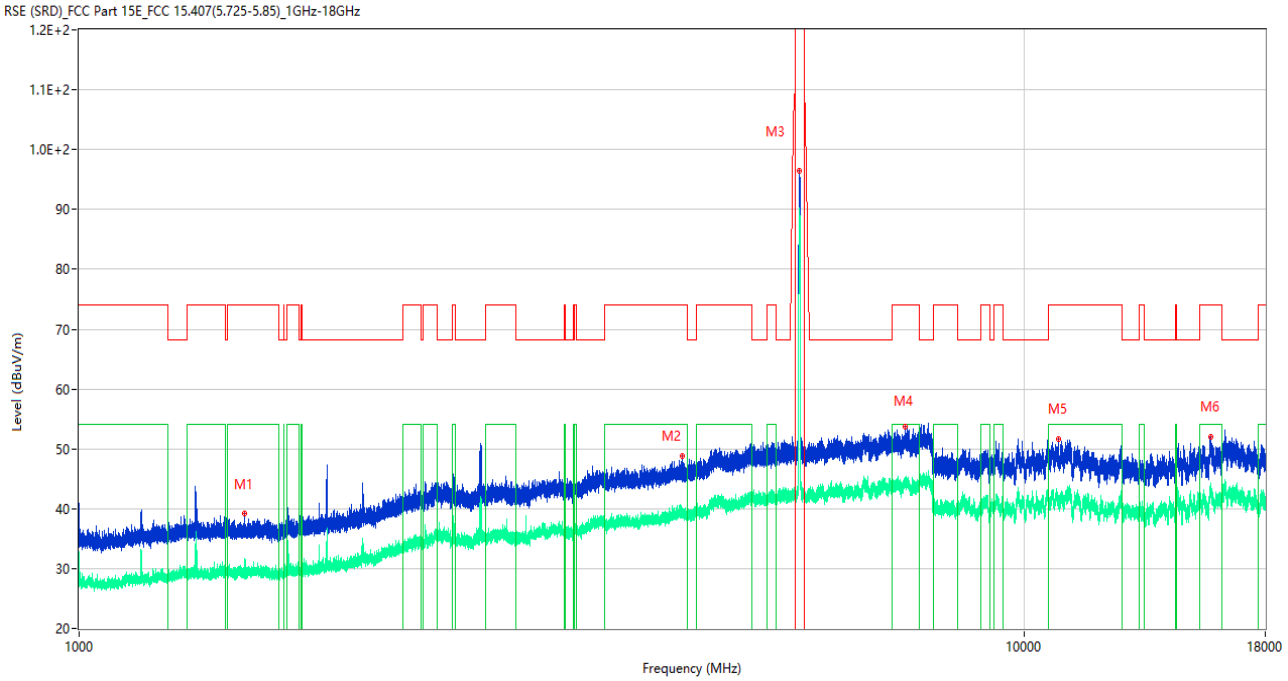

No.	Frequency (MHz)	Results (dBuV/m)	Factor (dB)	Limit (dBuV/m)	Margin (dB)	Detector	Table (Degree)	Height (cm)	Antenna	Verdict
1	1494.600	39.13	-16.86	74.0	34.87	Peak	229.00	100	Vertical	Pass
1**	1494.600	28.97	-16.86	54.0	25.03	AV	229.00	100	Vertical	Pass
2	4347.500	48.77	-4.11	74.0	25.23	Peak	253.00	400	Vertical	Pass
2**	4347.500	39.42	-4.11	54.0	14.58	AV	253.00	400	Vertical	Pass
3	5785.000	96.53	-1.72	--	--	Peak	218.00	150	Vertical	N/A
3**	5785.000	89.98	-1.72	--	--	AV	218.00	150	Vertical	N/A
4	7493.500	53.65	1.26	74.0	20.35	Peak	40.00	100	Vertical	Pass
4**	7493.500	43.69	1.26	54.0	10.31	AV	40.00	100	Vertical	Pass
5	10878.737	51.68	-2.61	74.0	22.32	Peak	217.00	200	Vertical	Pass
5**	10878.737	41.14	-2.61	54.0	12.86	AV	217.00	200	Vertical	Pass
6	15750.638	52.05	0.36	74.0	21.95	Peak	238.00	300	Vertical	Pass
6**	15750.638	43.72	0.36	54.0	10.28	AV	238.00	300	Vertical	Pass

11ac20, U-NII-3, 1 GHz to 18 GHz, High Channel, ANT H

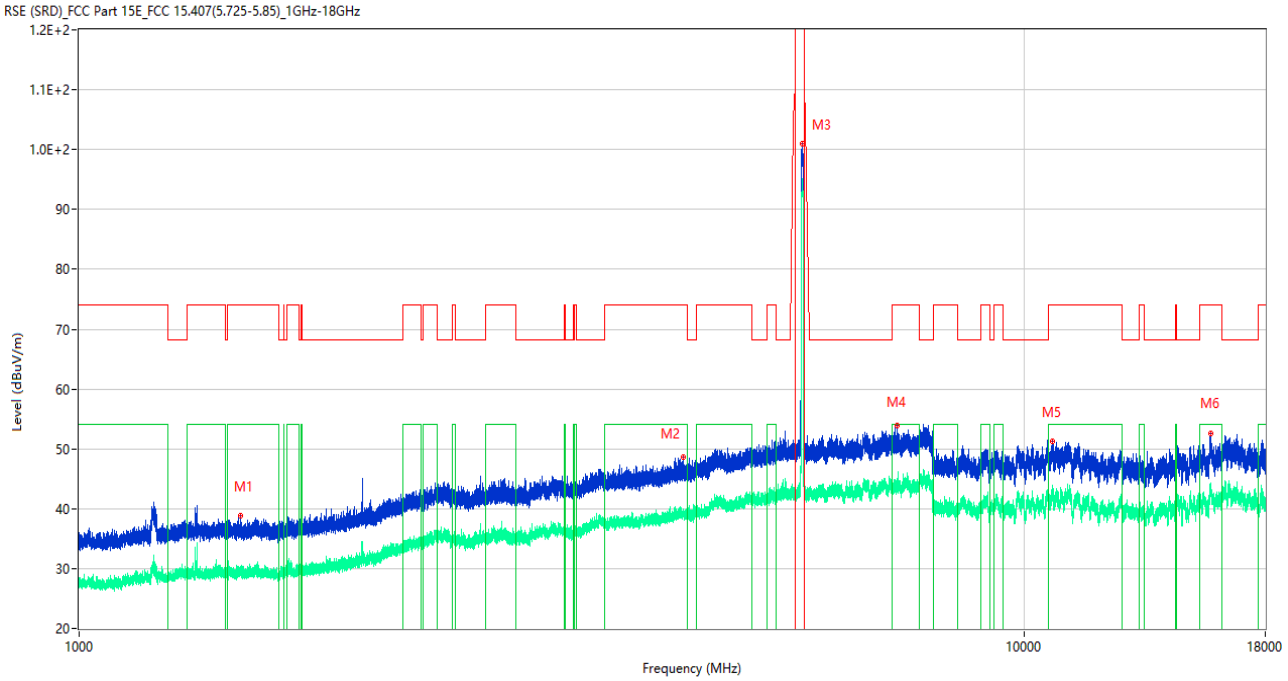

No.	Frequency (MHz)	Results (dBuV/m)	Factor (dB)	Limit (dBuV/m)	Margin (dB)	Detector	Table (Degree)	Height (cm)	Antenna	Verdict
1	1481.800	38.84	-16.44	74.0	35.16	Peak	276.00	100	Horizontal	Pass
1**	1481.800	29.96	-16.44	54.0	24.04	AV	276.00	100	Horizontal	Pass
2	4357.250	48.54	-3.88	74.0	25.46	Peak	57.00	200	Horizontal	Pass
2**	4357.250	38.80	-3.88	54.0	15.20	AV	57.00	200	Horizontal	Pass
3	5825.250	100.99	-1.72	--	--	Peak	172.00	200	Horizontal	N/A
3**	5825.250	95.17	-1.72	--	--	AV	172.00	200	Horizontal	N/A
4	7346.250	53.82	1.30	74.0	20.18	Peak	84.00	300	Horizontal	Pass
4**	7346.250	44.67	1.30	54.0	9.33	AV	84.00	300	Horizontal	Pass
5	10706.787	51.19	-2.33	74.0	22.81	Peak	360.00	100	Horizontal	Pass
5**	10706.787	42.41	-2.33	54.0	11.59	AV	360.00	100	Horizontal	Pass
6	15753.263	52.64	0.28	74.0	21.36	Peak	223.00	300	Horizontal	Pass
6**	15753.263	43.31	0.28	54.0	10.69	AV	223.00	300	Horizontal	Pass

11ac20, U-NII-3, 1 GHz to 18 GHz, High Channel, ANT V

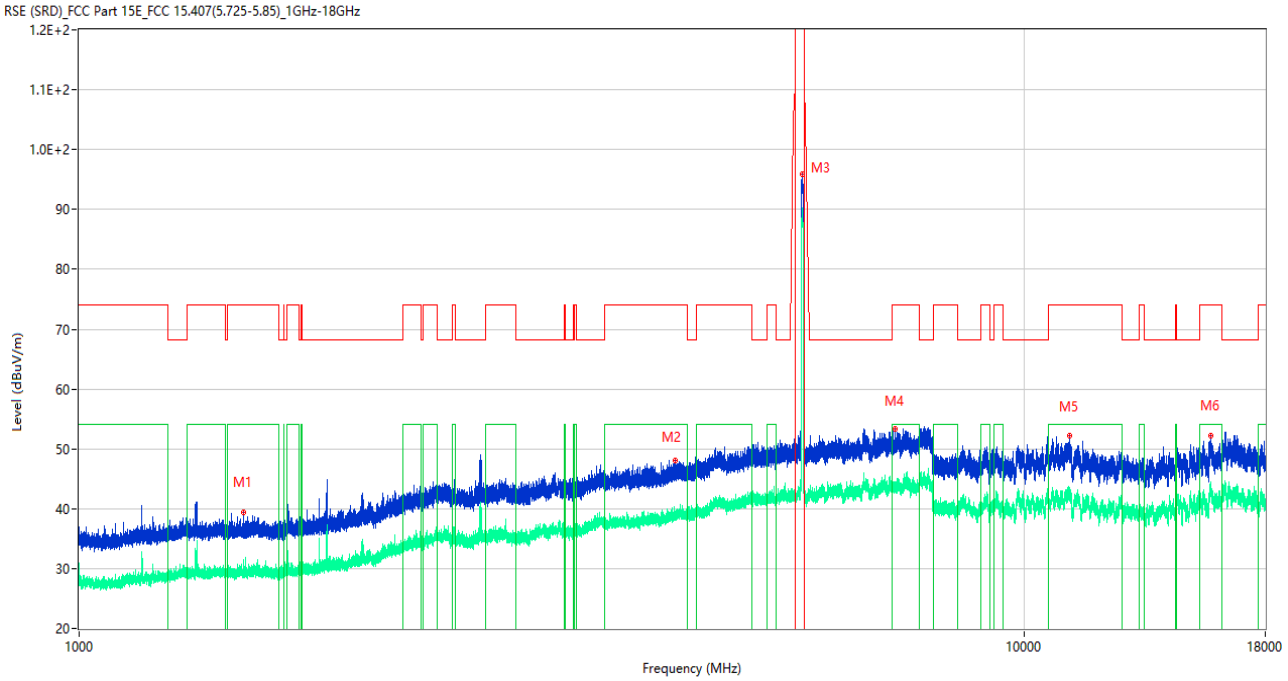

No.	Frequency (MHz)	Results (dBuV/m)	Factor (dB)	Limit (dBuV/m)	Margin (dB)	Detector	Table (Degree)	Height (cm)	Antenna	Verdict
1	1493.900	39.41	-16.89	74.0	34.59	Peak	327.00	200	Vertical	Pass
1**	1493.900	29.61	-16.89	54.0	24.39	AV	327.00	200	Vertical	Pass
2	4279.000	48.14	-4.19	74.0	25.86	Peak	275.00	400	Vertical	Pass
2**	4279.000	39.04	-4.19	54.0	14.96	AV	275.00	400	Vertical	Pass
3	5825.000	95.99	-1.74	--	--	Peak	214.00	100	Vertical	N/A
3**	5825.000	90.06	-1.74	--	--	AV	214.00	100	Vertical	N/A
4	7295.000	53.41	0.56	74.0	20.59	Peak	329.00	300	Vertical	Pass
4**	7295.000	43.44	0.56	54.0	10.56	AV	329.00	300	Vertical	Pass
5	11171.338	52.18	-1.31	74.0	21.82	Peak	229.00	200	Vertical	Pass
5**	11171.338	42.85	-1.31	54.0	11.15	AV	229.00	200	Vertical	Pass
6	15759.825	52.26	0.10	74.0	21.74	Peak	224.00	200	Vertical	Pass
6**	15759.825	43.51	0.10	54.0	10.49	AV	224.00	200	Vertical	Pass

11ac40, U-NII-3, 1 GHz to 18 GHz, Low Channel, ANT H

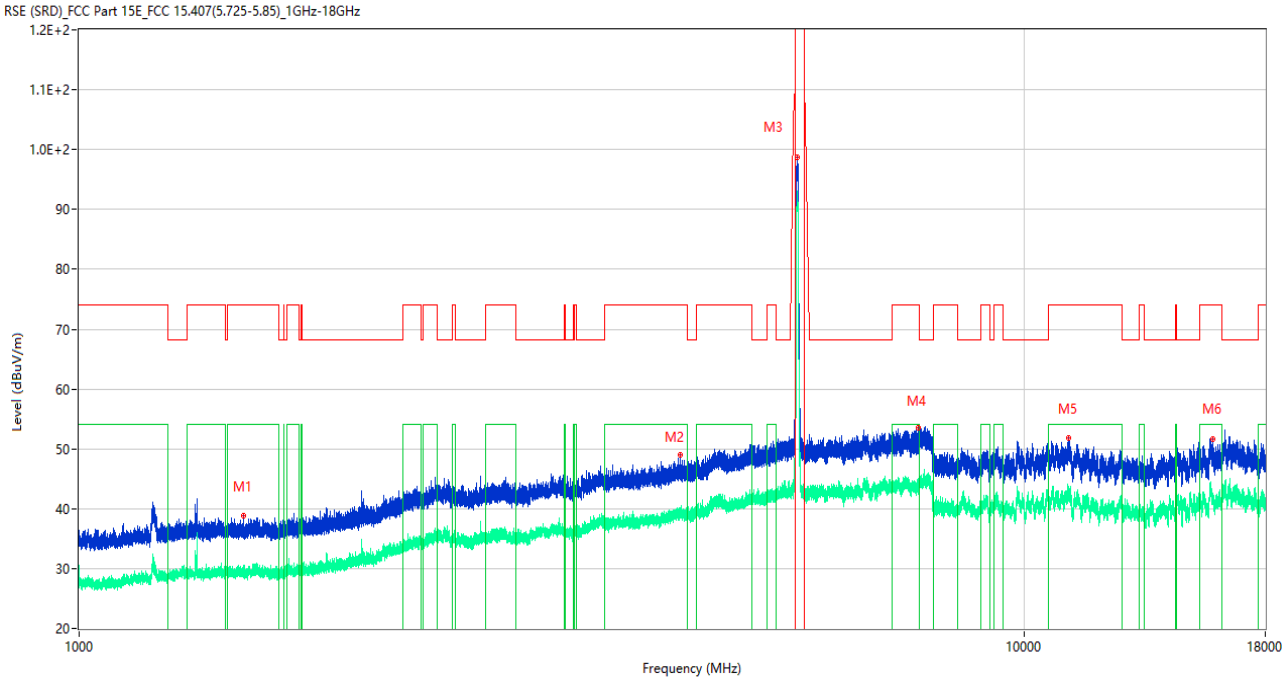

No.	Frequency (MHz)	Results (dBuV/m)	Factor (dB)	Limit (dBuV/m)	Margin (dB)	Detector	Table (Degree)	Height (cm)	Antenna	Verdict
1	1492.800	38.79	-16.84	74.0	35.21	Peak	195.00	200	Horizontal	Pass
1**	1492.800	29.36	-16.84	54.0	24.64	AV	195.00	200	Horizontal	Pass
2	4324.750	48.94	-4.29	74.0	25.06	Peak	145.00	200	Horizontal	Pass
2**	4324.750	39.25	-4.29	54.0	14.75	AV	145.00	200	Horizontal	Pass
3	5751.000	98.78	-1.29	--	--	Peak	171.00	150	Horizontal	N/A
3**	5751.000	90.24	-1.29	--	--	AV	171.00	150	Horizontal	N/A
4	7731.250	53.51	1.34	74.0	20.49	Peak	294.00	100	Horizontal	Pass
4**	7731.250	44.22	1.34	54.0	9.78	AV	294.00	100	Horizontal	Pass
5	11148.537	51.75	-0.95	74.0	22.25	Peak	303.00	100	Horizontal	Pass
5**	11148.537	42.48	-0.95	54.0	11.52	AV	303.00	100	Horizontal	Pass
6	15845.137	51.70	-0.74	74.0	22.30	Peak	95.00	400	Horizontal	Pass
6**	15845.137	41.72	-0.74	54.0	12.28	AV	95.00	400	Horizontal	Pass

11ac40, U-NII-3, 1 GHz to 18 GHz, Low Channel, ANT V

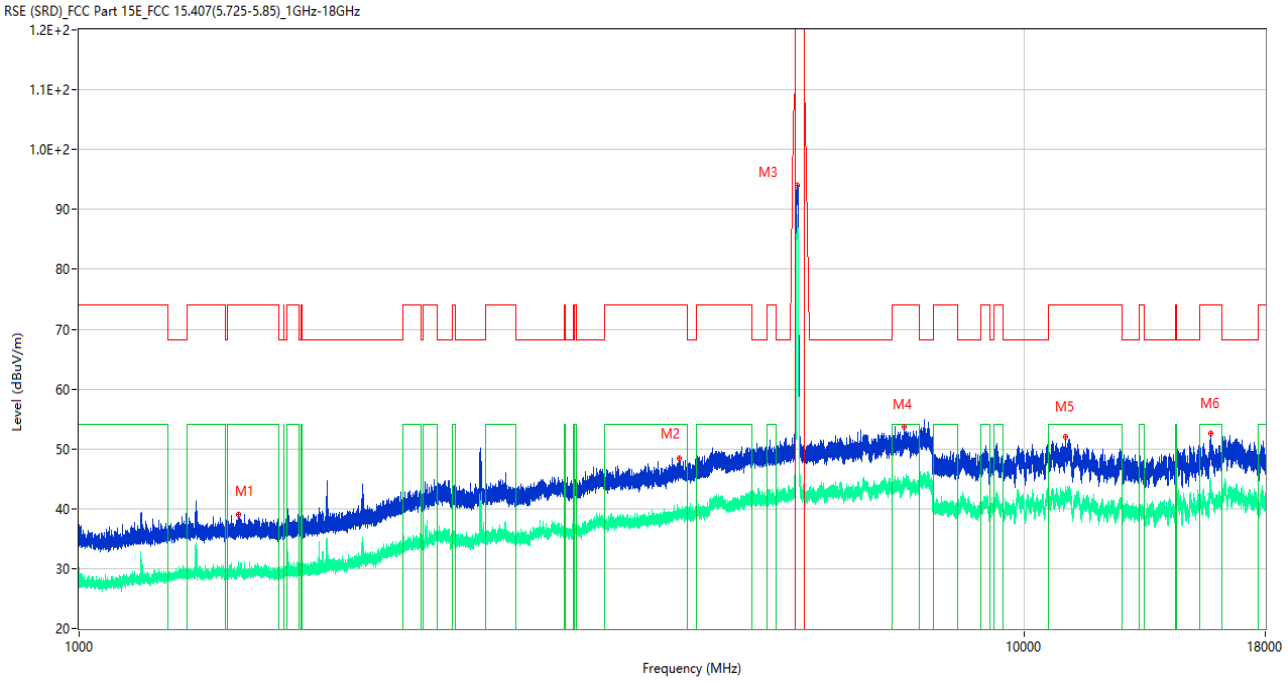

No.	Frequency (MHz)	Results (dBuV/m)	Factor (dB)	Limit (dBuV/m)	Margin (dB)	Detector	Table (Degree)	Height (cm)	Antenna	Verdict
1	1475.200	38.94	-16.45	74.0	35.06	Peak	261.00	200	Vertical	Pass
1**	1475.200	29.11	-16.45	54.0	24.89	AV	261.00	200	Vertical	Pass
2	4318.250	48.39	-3.97	74.0	25.61	Peak	286.00	200	Vertical	Pass
2**	4318.250	39.17	-3.97	54.0	14.83	AV	286.00	200	Vertical	Pass
3	5759.500	93.98	-0.98	--	--	Peak	223.00	150	Vertical	N/A
3**	5759.500	86.21	-0.98	--	--	AV	223.00	150	Vertical	N/A
4	7475.250	53.79	1.99	74.0	20.21	Peak	277.00	200	Vertical	Pass
4**	7475.250	44.52	1.99	54.0	9.48	AV	277.00	200	Vertical	Pass
5	11077.287	52.03	-1.43	74.0	21.97	Peak	105.00	200	Vertical	Pass
5**	11077.287	41.97	-1.43	54.0	12.03	AV	105.00	200	Vertical	Pass
6	15756.151	52.64	0.21	74.0	21.36	Peak	311.00	100	Vertical	Pass
6**	15756.151	42.90	0.21	54.0	11.10	AV	311.00	100	Vertical	Pass

11ac40, U-NII-3, 1 GHz to 18 GHz, High Channel, ANT H

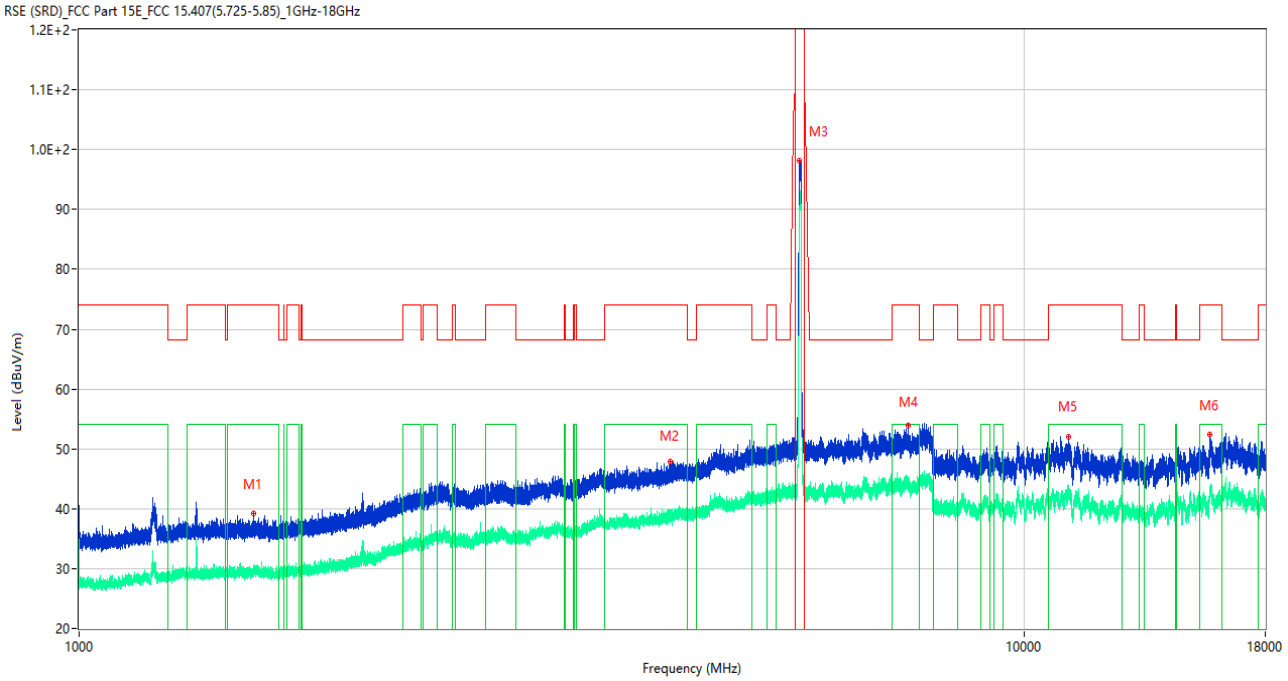

No.	Frequency (MHz)	Results (dBuV/m)	Factor (dB)	Limit (dBuV/m)	Margin (dB)	Detector	Table (Degree)	Height (cm)	Antenna	Verdict
1	1528.700	39.17	-16.70	74.0	34.83	Peak	117.00	300	Horizontal	Pass
1**	1528.700	28.70	-16.70	54.0	25.30	AV	117.00	300	Horizontal	Pass
2	4223.500	47.86	-4.54	74.0	26.14	Peak	102.00	200	Horizontal	Pass
2**	4223.500	38.08	-4.54	54.0	15.92	AV	102.00	200	Horizontal	Pass
3	5789.750	98.13	-1.79	--	--	Peak	260.00	200	Horizontal	N/A
3**	5789.750	90.47	-1.79	--	--	AV	260.00	200	Horizontal	N/A
4	7534.750	53.83	2.29	74.0	20.17	Peak	102.00	400	Horizontal	Pass
4**	7534.750	44.47	2.29	54.0	9.53	AV	102.00	400	Horizontal	Pass
5	11148.300	52.10	-0.95	74.0	21.90	Peak	254.00	150	Horizontal	Pass
5**	11148.300	42.74	-0.95	54.0	11.26	AV	254.00	150	Horizontal	Pass
6	15735.412	52.32	0.17	74.0	21.68	Peak	225.00	300	Horizontal	Pass
6**	15735.412	42.90	0.17	54.0	11.10	AV	225.00	300	Horizontal	Pass

11ac40, U-NII-3, 1 GHz to 18 GHz, High Channel, ANT V

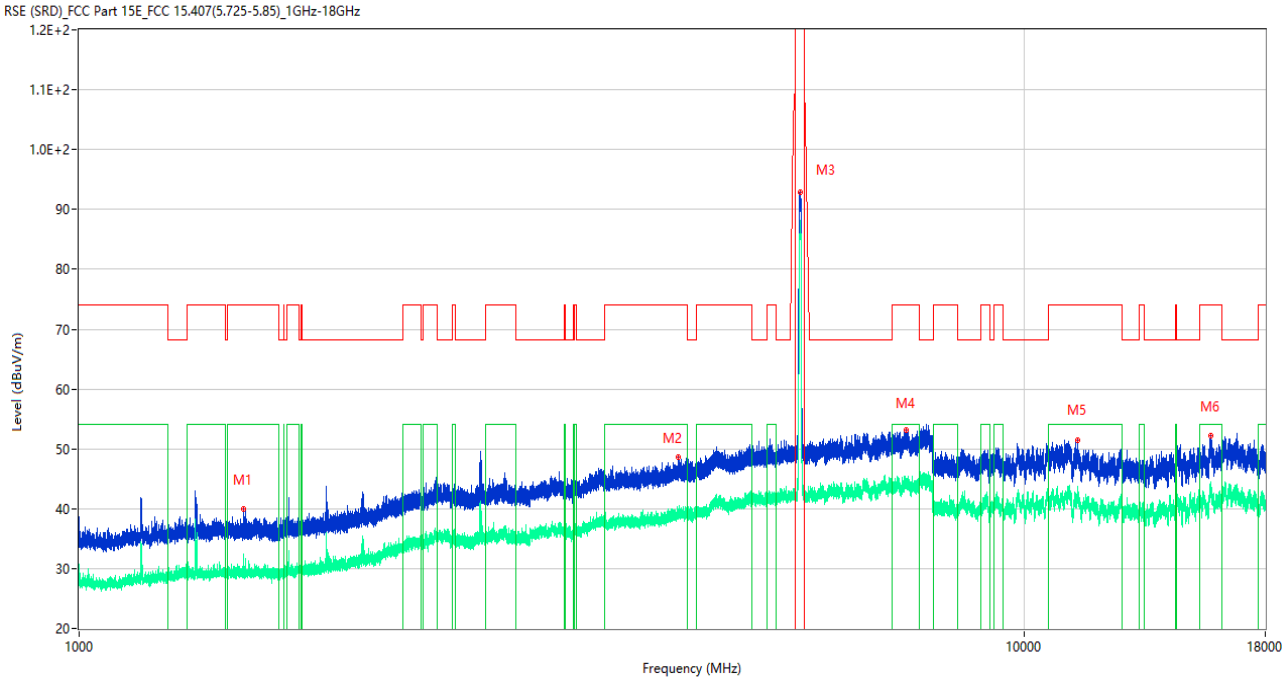

No.	Frequency (MHz)	Results (dBuV/m)	Factor (dB)	Limit (dBuV/m)	Margin (dB)	Detector	Table (Degree)	Height (cm)	Antenna	Verdict
1	1494.200	39.87	-16.88	74.0	34.13	Peak	317.00	300	Vertical	Pass
1**	1494.200	29.34	-16.88	54.0	24.66	AV	317.00	300	Vertical	Pass
2	4309.250	48.66	-4.16	74.0	25.34	Peak	41.00	400	Vertical	Pass
2**	4309.250	38.29	-4.16	54.0	15.71	AV	41.00	400	Vertical	Pass
3	5795.000	92.92	-1.81	--	--	Peak	194.00	200	Vertical	N/A
3**	5795.000	87.65	-1.81	--	--	AV	194.00	200	Vertical	N/A
4	7511.000	53.19	1.71	74.0	20.81	Peak	223.00	400	Vertical	Pass
4**	7511.000	44.49	1.71	54.0	9.51	AV	223.00	400	Vertical	Pass
5	11383.663	51.52	-1.72	74.0	22.48	Peak	351.00	200	Vertical	Pass
5**	11383.663	41.64	-1.72	54.0	12.36	AV	351.00	200	Vertical	Pass
6	15758.513	52.16	0.14	74.0	21.84	Peak	262.00	100	Vertical	Pass
6**	15758.513	43.38	0.14	54.0	10.62	AV	262.00	100	Vertical	Pass

11ac80, U-NII-3, 1 GHz to 18 GHz, Middle Channel, ANT H

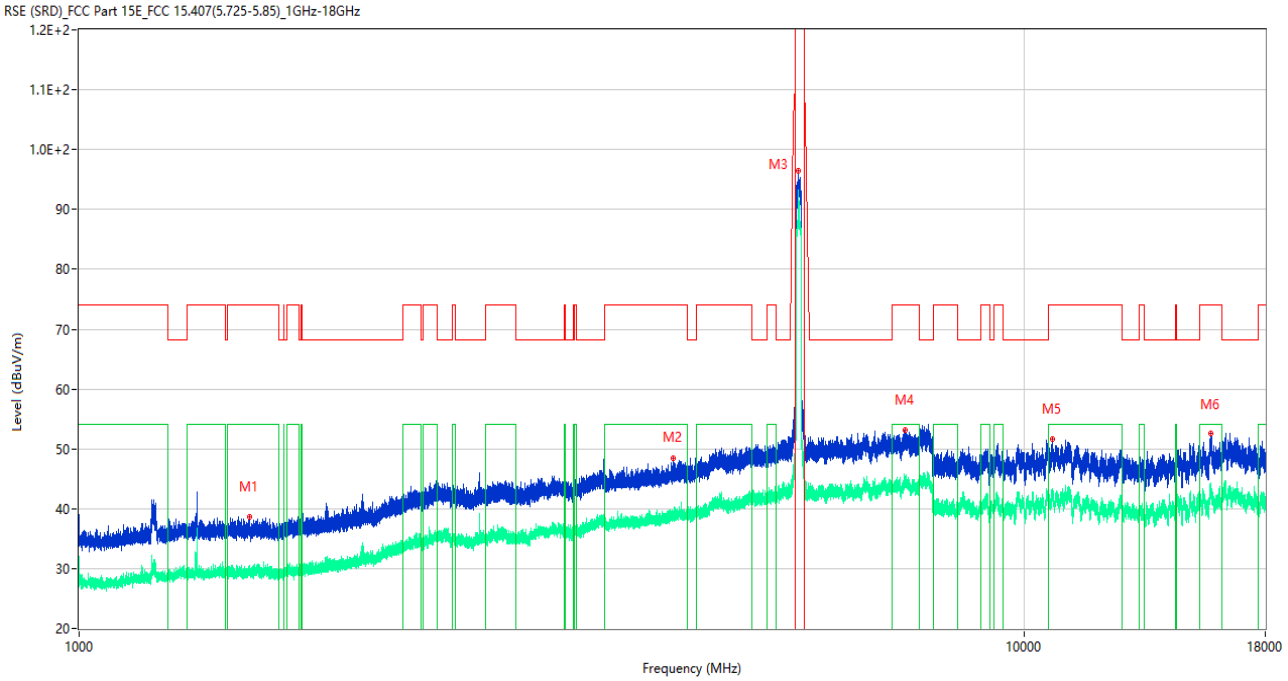

No.	Frequency (MHz)	Results (dBuV/m)	Factor (dB)	Limit (dBuV/m)	Margin (dB)	Detector	Table (Degree)	Height (cm)	Antenna	Verdict
1	1514.000	38.73	-16.51	74.0	35.27	Peak	139.00	200	Horizontal	Pass
1**	1514.000	29.45	-16.51	54.0	24.55	AV	139.00	200	Horizontal	Pass
2	4248.000	48.37	-4.51	74.0	25.63	Peak	235.00	300	Horizontal	Pass
2**	4248.000	39.13	-4.51	54.0	14.87	AV	235.00	300	Horizontal	Pass
3	5775.250	96.51	-1.24	--	--	Peak	167.00	150	Horizontal	N/A
3**	5775.250	93.34	-1.24	--	--	AV	167.00	150	Horizontal	N/A
4	7484.500	53.20	1.47	74.0	20.80	Peak	175.00	300	Horizontal	Pass
4**	7484.500	44.11	1.47	54.0	9.89	AV	175.00	300	Horizontal	Pass
5	10721.512	51.73	-2.10	74.0	22.27	Peak	119.00	100	Horizontal	Pass
5**	10721.512	42.62	-2.10	54.0	11.38	AV	119.00	100	Horizontal	Pass
6	15744.338	52.51	0.30	74.0	21.49	Peak	347.00	100	Horizontal	Pass
6**	15744.338	42.75	0.30	54.0	11.25	AV	347.00	100	Horizontal	Pass

11ac80, U-NII-3, 1 GHz to 18 GHz, Middle Channel, ANT V

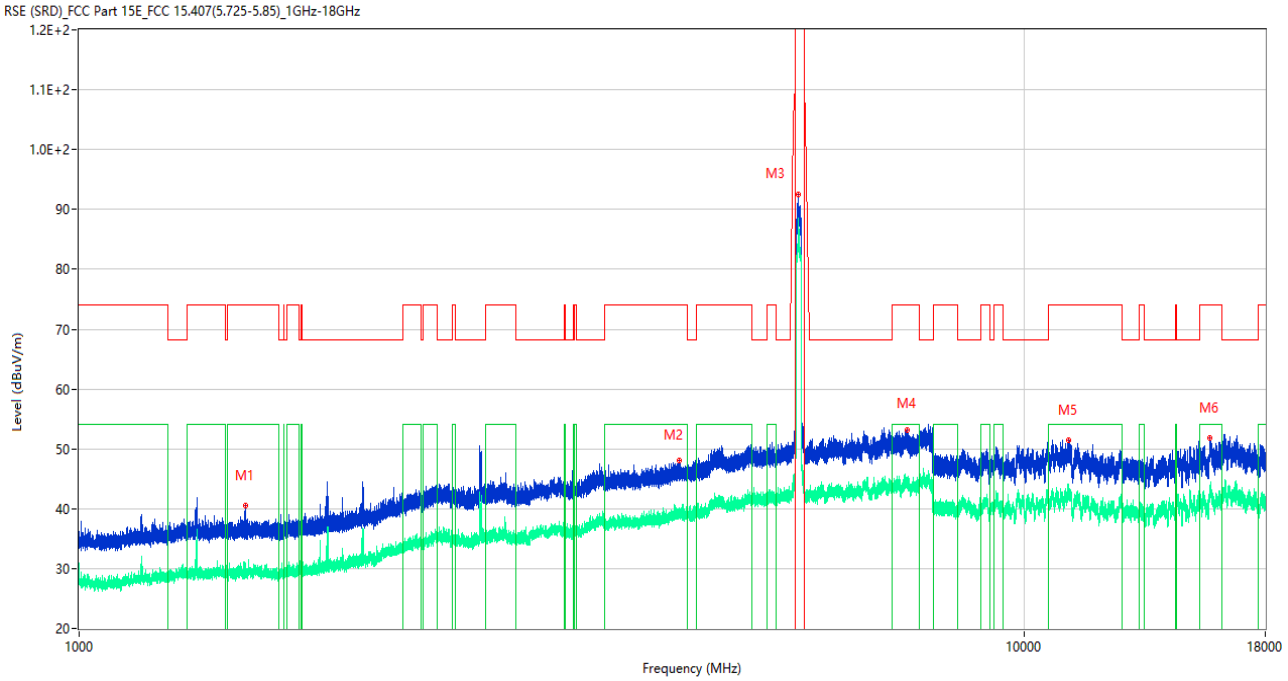

No.	Frequency (MHz)	Results (dBuV/m)	Factor (dB)	Limit (dBuV/m)	Margin (dB)	Detector	Table (Degree)	Height (cm)	Antenna	Verdict
1	1499.900	40.52	-16.61	74.0	33.48	Peak	341.00	200	Vertical	Pass
1**	1499.900	29.62	-16.61	54.0	24.38	AV	341.00	200	Vertical	Pass
2	4314.000	48.04	-3.93	74.0	25.96	Peak	21.00	300	Vertical	Pass
2**	4314.000	39.45	-3.93	54.0	14.55	AV	21.00	300	Vertical	Pass
3	5775.000	92.57	-1.20	--	--	Peak	216.00	150	Vertical	N/A
3**	5775.000	88.23	-1.20	--	--	AV	216.00	150	Vertical	N/A
4	7518.000	53.22	1.98	74.0	20.78	Peak	304.00	200	Vertical	Pass
4**	7518.000	44.66	1.98	54.0	9.34	AV	304.00	200	Vertical	Pass
5	11139.037	51.48	-0.96	74.0	22.52	Peak	42.00	200	Vertical	Pass
5**	11139.037	42.59	-0.96	54.0	11.41	AV	42.00	200	Vertical	Pass
6	15741.450	51.89	0.26	74.0	22.11	Peak	21.00	100	Vertical	Pass
6**	15741.450	43.05	0.26	54.0	10.95	AV	21.00	100	Vertical	Pass

MIMO

11n20, U-NII-1, 1 GHz to 18 GHz, Low Channel, ANT H

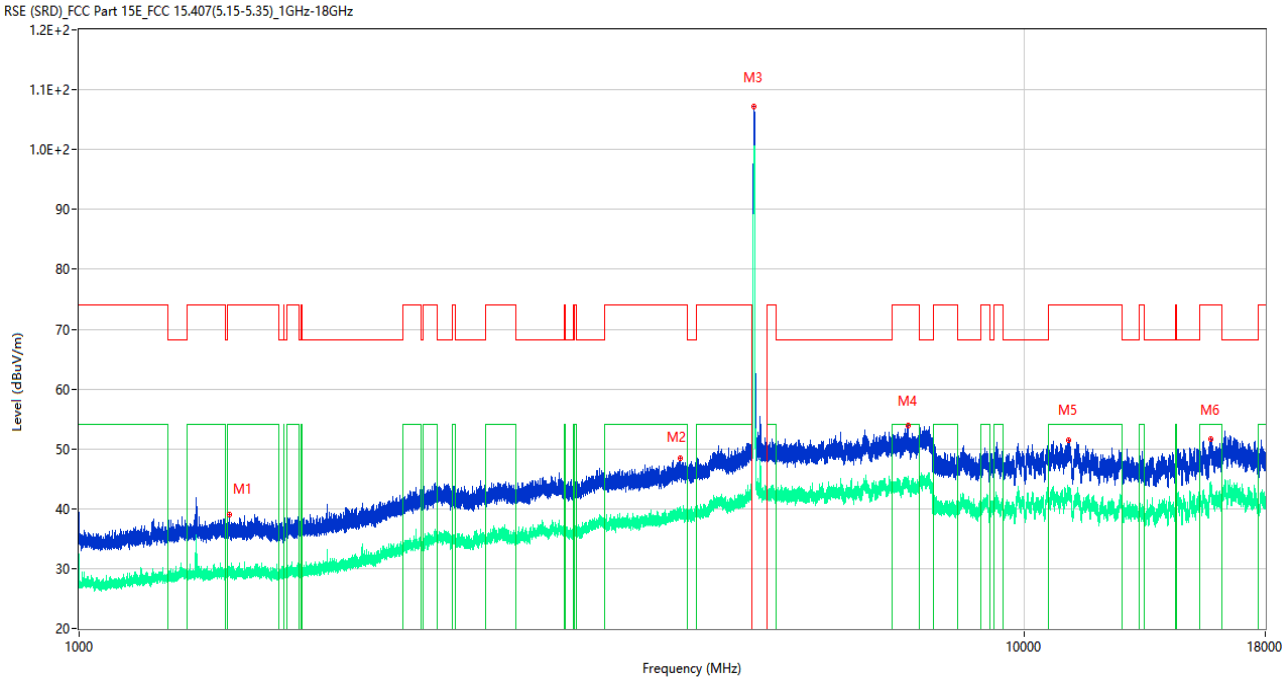

No.	Frequency (MHz)	Results (dBuV/m)	Factor (dB)	Limit (dBuV/m)	Margin (dB)	Detector	Table (Degree)	Height (cm)	Antenna	Verdict
1	1443.000	39.00	-16.44	74.0	35.00	Peak	78.00	200	Horizontal	Pass
1**	1443.000	29.24	-16.44	54.0	24.76	AV	78.00	200	Horizontal	Pass
2	4328.250	48.35	-4.42	74.0	25.65	Peak	190.00	100	Horizontal	Pass
2**	4328.250	38.71	-4.42	54.0	15.29	AV	190.00	100	Horizontal	Pass
3	5183.000	107.14	-1.15	--	--	Peak	49.00	150	Horizontal	N/A
3**	5183.000	100.64	-1.15	--	--	AV	49.00	150	Horizontal	N/A
4	7535.000	53.84	2.29	74.0	20.16	Peak	285.00	100	Horizontal	Pass
4**	7535.000	44.38	2.29	54.0	9.62	AV	285.00	100	Horizontal	Pass
5	11156.138	51.51	-1.05	74.0	22.49	Peak	318.00	100	Horizontal	Pass
5**	11156.138	41.89	-1.05	54.0	12.11	AV	318.00	100	Horizontal	Pass
6	15751.162	51.57	0.34	74.0	22.43	Peak	109.00	200	Horizontal	Pass
6**	15751.162	43.26	0.34	54.0	10.74	AV	109.00	200	Horizontal	Pass

11n20, U-NII-1, 1 GHz to 18 GHz, Low Channel, ANT V

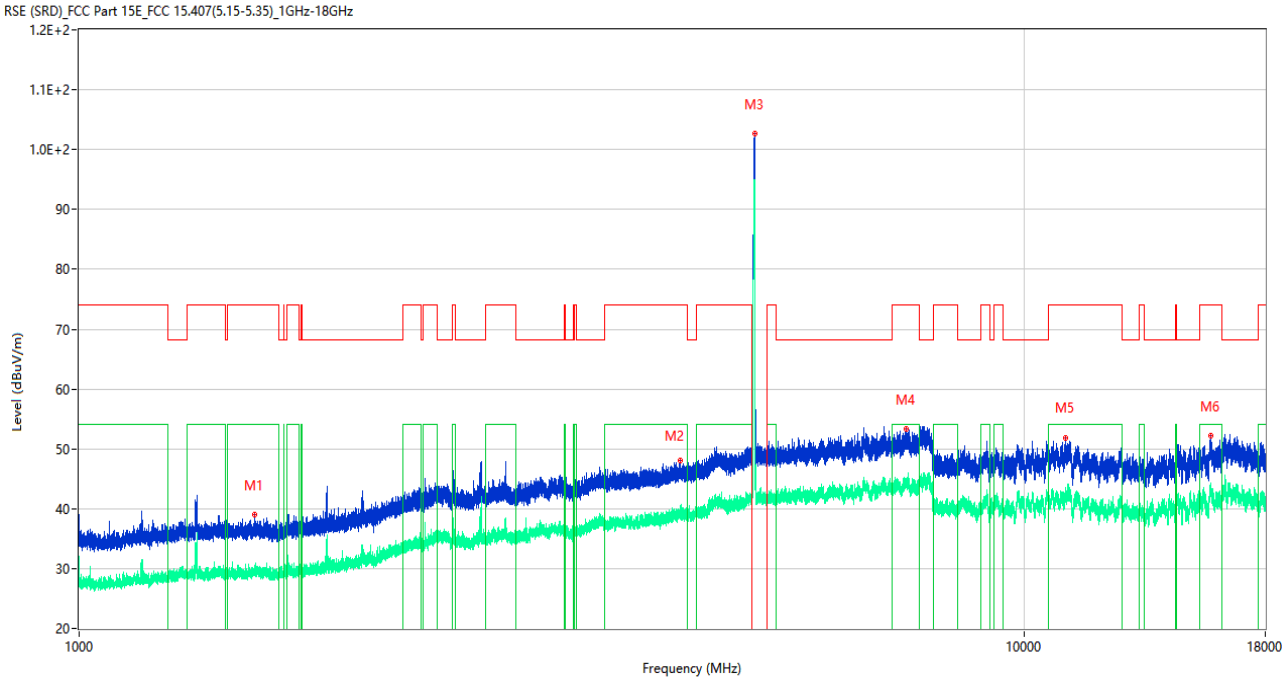

No.	Frequency (MHz)	Results (dBuV/m)	Factor (dB)	Limit (dBuV/m)	Margin (dB)	Detector	Table (Degree)	Height (cm)	Antenna	Verdict
1	1533.900	39.00	-16.46	74.0	35.00	Peak	181.00	300	Vertical	Pass
1**	1533.900	29.46	-16.46	54.0	24.54	AV	181.00	300	Vertical	Pass
2	4322.750	47.98	-4.17	74.0	26.02	Peak	253.00	400	Vertical	Pass
2**	4322.750	38.85	-4.17	54.0	15.15	AV	253.00	400	Vertical	Pass
3	5183.750	102.61	-1.28	--	--	Peak	212.00	150	Vertical	N/A
3**	5183.750	94.88	-1.28	--	--	AV	212.00	150	Vertical	N/A
4	7511.500	53.26	1.69	74.0	20.74	Peak	195.00	200	Vertical	Pass
4**	7511.500	44.99	1.69	54.0	9.01	AV	195.00	200	Vertical	Pass
5	11077.763	51.84	-1.42	74.0	22.16	Peak	82.00	150	Vertical	Pass
5**	11077.763	42.07	-1.42	54.0	11.93	AV	82.00	150	Vertical	Pass
6	15749.850	52.17	0.37	74.0	21.83	Peak	249.00	200	Vertical	Pass
6**	15749.850	43.61	0.37	54.0	10.39	AV	249.00	200	Vertical	Pass

11n20, U-NII-1, 1 GHz to 18 GHz, Middle Channel, ANT H

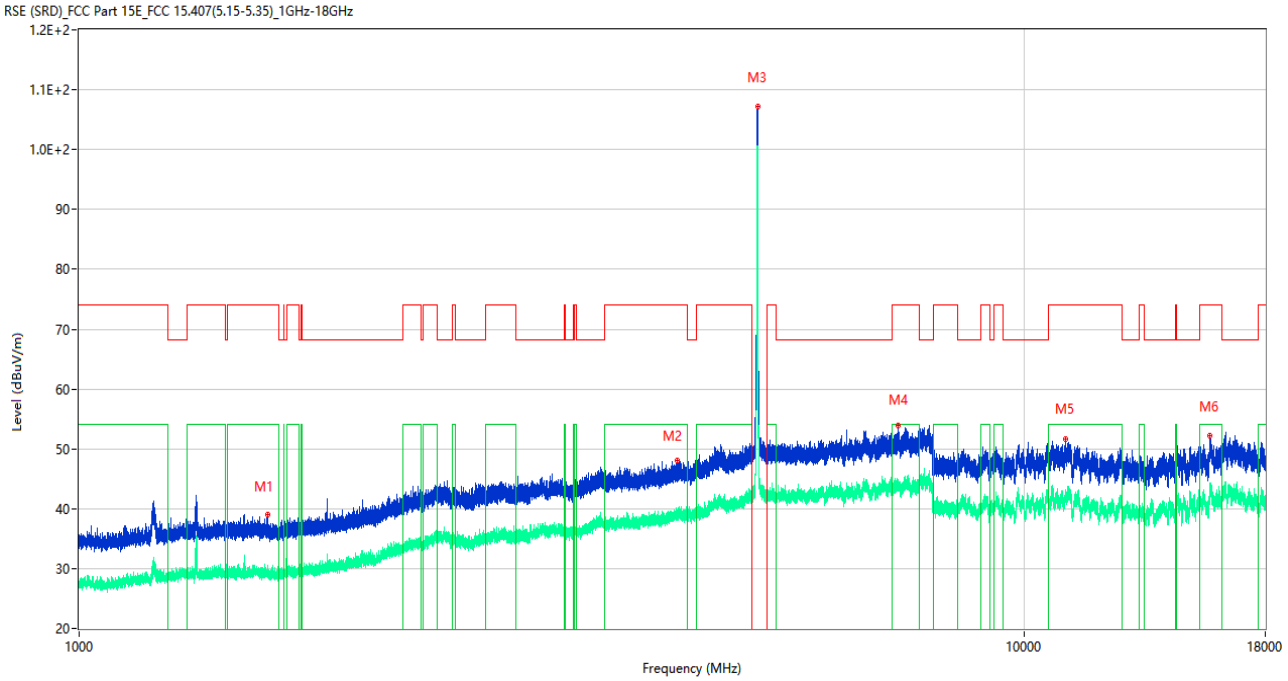

No.	Frequency (MHz)	Results (dBuV/m)	Factor (dB)	Limit (dBuV/m)	Margin (dB)	Detector	Table (Degree)	Height (cm)	Antenna	Verdict
1	1585.000	39.04	-16.69	74.0	34.96	Peak	132.00	300	Horizontal	Pass
1**	1585.000	28.79	-16.69	54.0	25.21	AV	132.00	300	Horizontal	Pass
2	4290.250	48.10	-4.22	74.0	25.90	Peak	127.00	300	Horizontal	Pass
2**	4290.250	37.99	-4.22	54.0	16.01	AV	127.00	300	Horizontal	Pass
3	5225.750	107.12	-2.03	--	--	Peak	41.00	100	Horizontal	N/A
3**	5225.750	100.42	-2.03	--	--	AV	41.00	100	Horizontal	N/A
4	7349.750	53.89	0.97	74.0	20.11	Peak	22.00	300	Horizontal	Pass
4**	7349.750	43.77	0.97	54.0	10.23	AV	22.00	300	Horizontal	Pass
5	11076.338	51.68	-1.45	74.0	22.32	Peak	57.00	100	Horizontal	Pass
5**	11076.338	41.60	-1.45	54.0	12.40	AV	57.00	100	Horizontal	Pass
6	15740.401	52.12	0.24	74.0	21.88	Peak	73.00	200	Horizontal	Pass
6**	15740.401	42.72	0.24	54.0	11.28	AV	73.00	200	Horizontal	Pass

11n20, U-NII-1, 1 GHz to 18 GHz, Middle Channel, ANT V

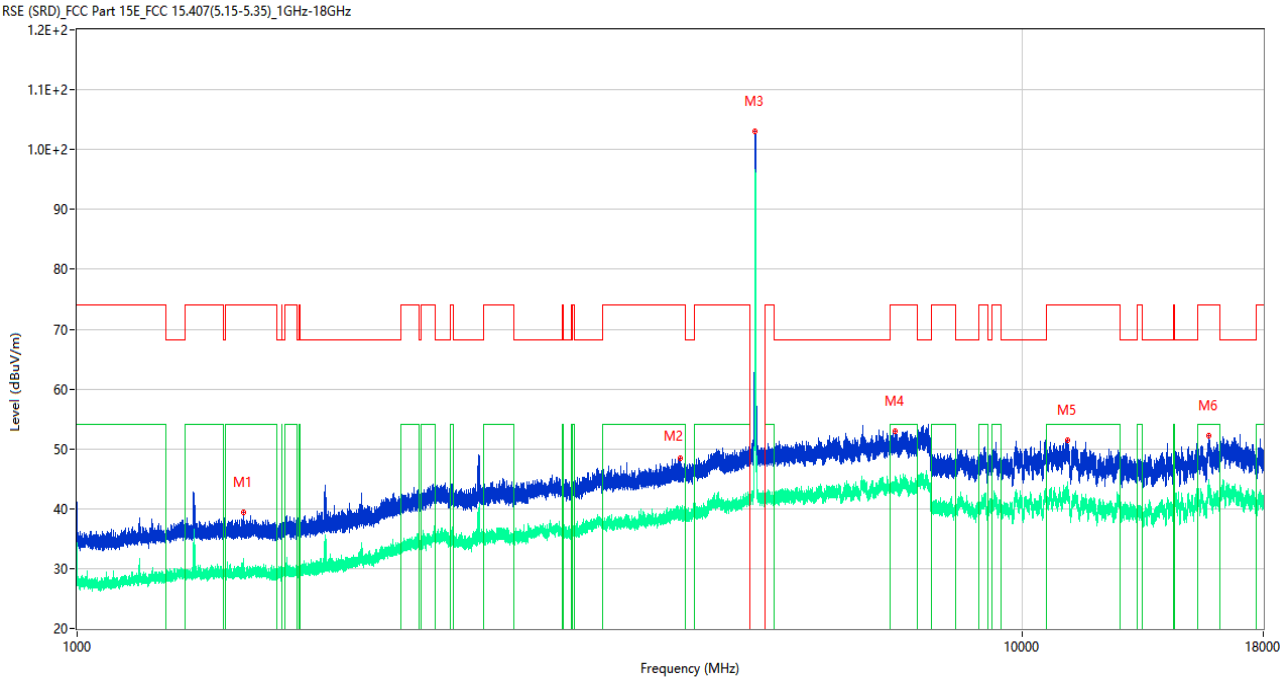

No.	Frequency (MHz)	Results (dBuV/m)	Factor (dB)	Limit (dBuV/m)	Margin (dB)	Detector	Table (Degree)	Height (cm)	Antenna	Verdict
1	1499.200	39.47	-16.61	74.0	34.53	Peak	335.00	400	Vertical	Pass
1**	1499.200	28.78	-16.61	54.0	25.22	AV	335.00	400	Vertical	Pass
2	4353.500	48.41	-4.03	74.0	25.59	Peak	0.00	100	Vertical	Pass
2**	4353.500	38.46	-4.03	54.0	15.54	AV	0.00	100	Vertical	Pass
3	5219.250	103.06	-2.01	--	--	Peak	213.00	200	Vertical	N/A
3**	5219.250	95.55	-2.01	--	--	AV	213.00	200	Vertical	N/A
4	7347.000	52.98	1.26	74.0	21.02	Peak	81.00	400	Vertical	Pass
4**	7347.000	44.29	1.26	54.0	9.71	AV	81.00	400	Vertical	Pass
5	11168.487	51.51	-1.26	74.0	22.49	Peak	192.00	200	Vertical	Pass
5**	11168.487	42.48	-1.26	54.0	11.52	AV	192.00	200	Vertical	Pass
6	15778.987	52.22	-0.42	74.0	21.78	Peak	85.00	300	Vertical	Pass
6**	15778.987	42.57	-0.42	54.0	11.43	AV	85.00	300	Vertical	Pass

11n20, U-NII-1, 1 GHz to 18 GHz, High Channel, ANT H

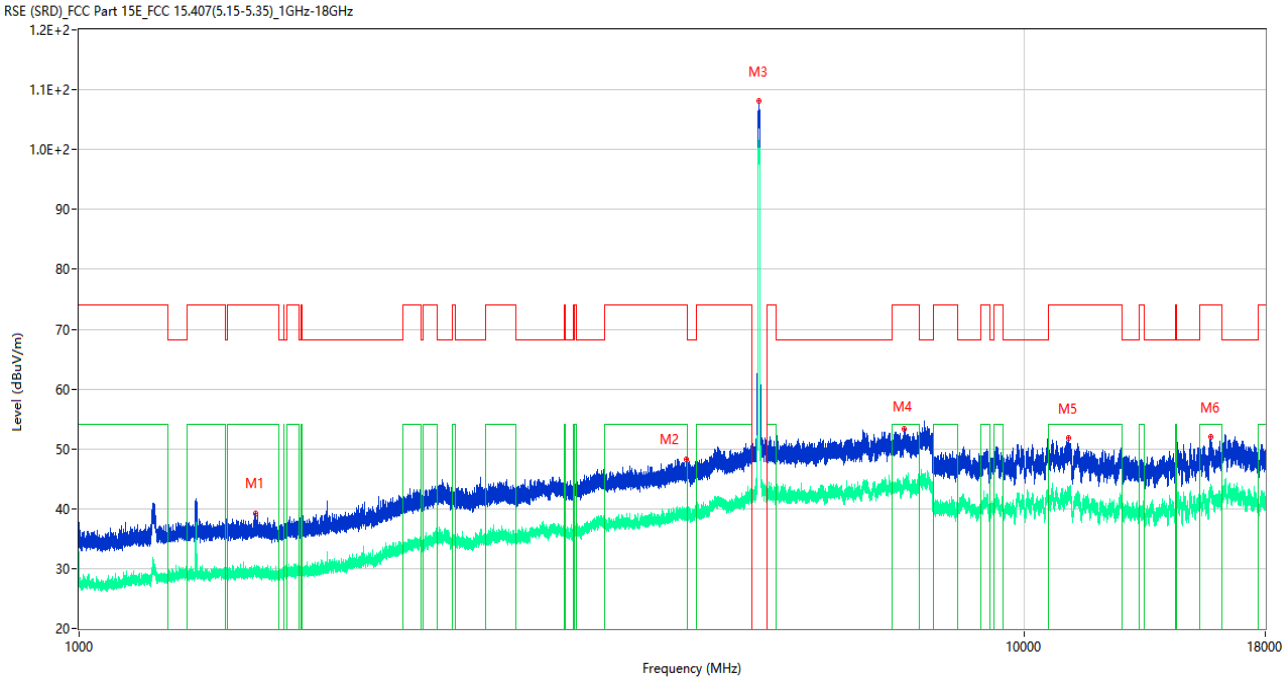

No.	Frequency (MHz)	Results (dBuV/m)	Factor (dB)	Limit (dBuV/m)	Margin (dB)	Detector	Table (Degree)	Height (cm)	Antenna	Verdict
1	1539.300	39.23	-16.55	74.0	34.77	Peak	325.00	200	Horizontal	Pass
1**	1539.300	29.37	-16.55	54.0	24.63	AV	325.00	200	Horizontal	Pass
2	4395.000	48.30	-4.04	74.0	25.70	Peak	256.00	200	Horizontal	Pass
2**	4395.000	39.06	-4.04	54.0	14.94	AV	256.00	200	Horizontal	Pass
3	5239.000	108.11	-1.81	--	--	Peak	45.00	200	Horizontal	N/A
3**	5239.000	101.15	-1.81	--	--	AV	45.00	200	Horizontal	N/A
4	7462.500	53.28	1.57	74.0	20.72	Peak	62.00	400	Horizontal	Pass
4**	7462.500	44.35	1.57	54.0	9.65	AV	62.00	400	Horizontal	Pass
5	11146.637	51.74	-0.95	74.0	22.26	Peak	125.00	100	Horizontal	Pass
5**	11146.637	42.34	-0.95	54.0	11.66	AV	125.00	100	Horizontal	Pass
6	15752.475	52.01	0.31	74.0	21.99	Peak	275.00	100	Horizontal	Pass
6**	15752.475	43.31	0.31	54.0	10.69	AV	275.00	100	Horizontal	Pass

11n20, U-NII-1, 1 GHz to 18 GHz, High Channel, ANT V

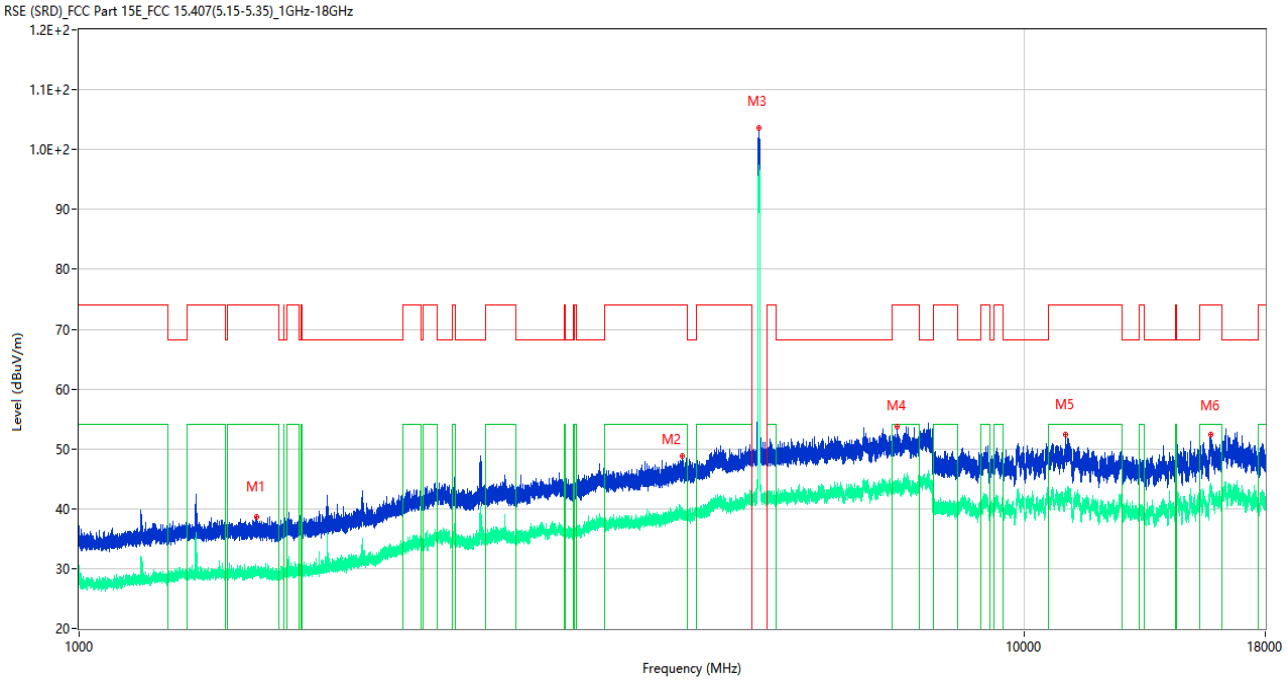

No.	Frequency (MHz)	Results (dBuV/m)	Factor (dB)	Limit (dBuV/m)	Margin (dB)	Detector	Table (Degree)	Height (cm)	Antenna	Verdict
1	1540.800	38.64	-16.46	74.0	35.36	Peak	154.00	100	Vertical	Pass
1**	1540.800	29.53	-16.46	54.0	24.47	AV	154.00	100	Vertical	Pass
2	4350.250	48.90	-4.03	74.0	25.10	Peak	214.00	200	Vertical	Pass
2**	4350.250	38.71	-4.03	54.0	15.29	AV	214.00	200	Vertical	Pass
3	5239.500	103.65	-1.81	--	--	Peak	214.00	100	Vertical	N/A
3**	5239.500	96.26	-1.81	--	--	AV	214.00	100	Vertical	N/A
4	7348.500	53.78	1.15	74.0	20.22	Peak	15.00	200	Vertical	Pass
4**	7348.500	44.31	1.15	54.0	9.69	AV	15.00	200	Vertical	Pass
5	11070.401	52.46	-1.56	74.0	21.54	Peak	250.00	200	Vertical	Pass
5**	11070.401	41.84	-1.56	54.0	12.16	AV	250.00	200	Vertical	Pass
6	15749.325	52.37	0.36	74.0	21.63	Peak	351.00	100	Vertical	Pass
6**	15749.325	43.68	0.36	54.0	10.32	AV	351.00	100	Vertical	Pass

11n40, U-NII-1, 1 GHz to 18 GHz, Low Channel, ANT H

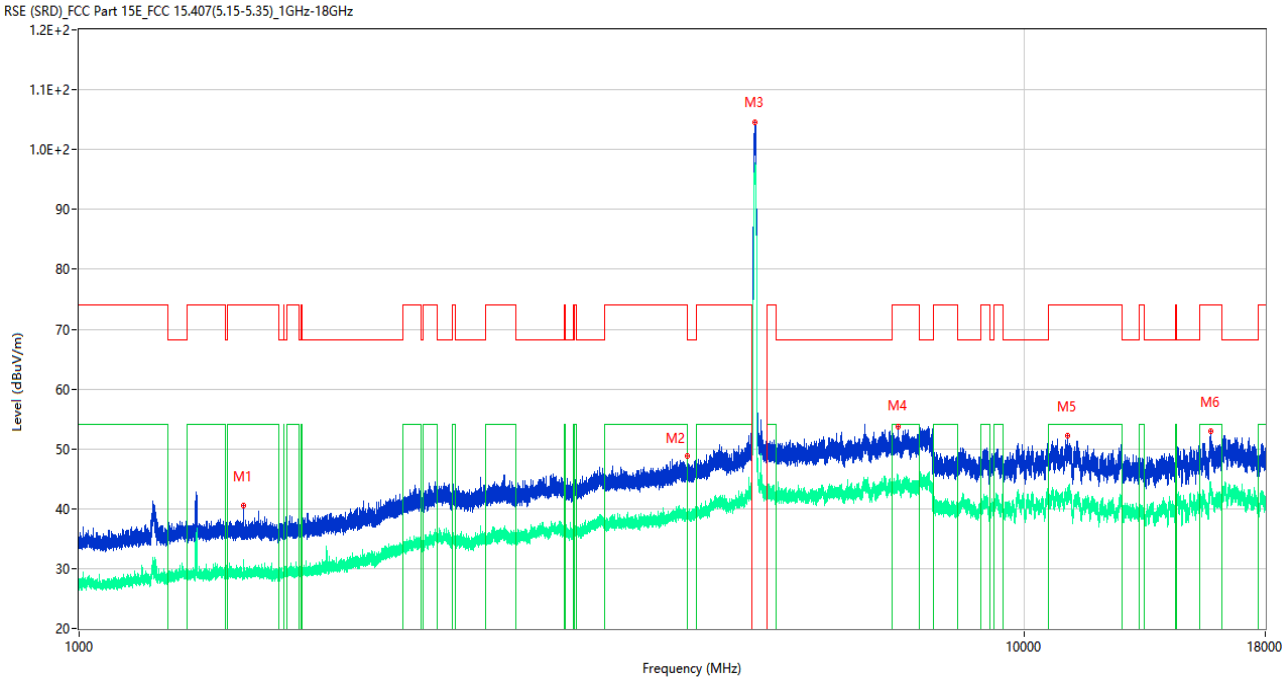

No.	Frequency (MHz)	Results (dBuV/m)	Factor (dB)	Limit (dBuV/m)	Margin (dB)	Detector	Table (Degree)	Height (cm)	Antenna	Verdict
1	1492.700	40.46	-16.83	74.0	33.54	Peak	265.00	300	Horizontal	Pass
1**	1492.700	28.71	-16.83	54.0	25.29	AV	265.00	300	Horizontal	Pass
2	4398.000	48.73	-4.16	74.0	25.27	Peak	24.00	400	Horizontal	Pass
2**	4398.000	39.37	-4.16	54.0	14.63	AV	24.00	400	Horizontal	Pass
3	5192.750	104.57	-2.03	--	--	Peak	49.00	100	Horizontal	N/A
3**	5192.750	97.59	-2.03	--	--	AV	49.00	100	Horizontal	N/A
4	7357.750	53.72	0.81	74.0	20.28	Peak	168.00	200	Horizontal	Pass
4**	7357.750	44.58	0.81	54.0	9.42	AV	168.00	200	Horizontal	Pass
5	11126.450	52.18	-0.98	74.0	21.82	Peak	301.00	150	Horizontal	Pass
5**	11126.450	42.48	-0.98	54.0	11.52	AV	301.00	150	Horizontal	Pass
6	15749.325	52.90	0.36	74.0	21.10	Peak	173.00	100	Horizontal	Pass
6**	15749.325	43.06	0.36	54.0	10.94	AV	173.00	100	Horizontal	Pass

11n40, U-NII-1, 1 GHz to 18 GHz, Low Channel, ANT V

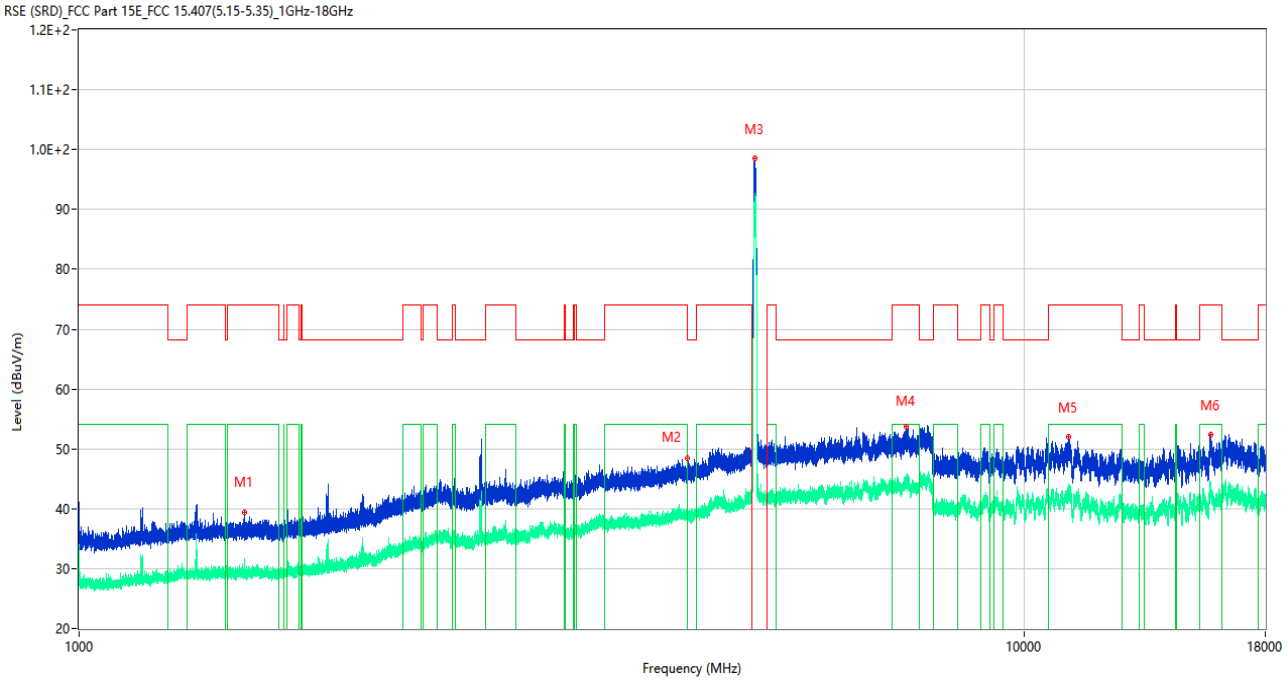

No.	Frequency (MHz)	Results (dBuV/m)	Factor (dB)	Limit (dBuV/m)	Margin (dB)	Detector	Table (Degree)	Height (cm)	Antenna	Verdict
1	1497.900	39.41	-16.63	74.0	34.59	Peak	308.00	200	Vertical	Pass
1**	1497.900	29.03	-16.63	54.0	24.97	AV	308.00	200	Vertical	Pass
2	4397.000	48.42	-4.12	74.0	25.58	Peak	327.00	100	Vertical	Pass
2**	4397.000	39.44	-4.12	54.0	14.56	AV	327.00	100	Vertical	Pass
3	5184.500	98.49	-1.42	--	--	Peak	212.00	150	Vertical	N/A
3**	5184.500	90.85	-1.42	--	--	AV	212.00	150	Vertical	N/A
4	7497.000	53.63	1.21	74.0	20.37	Peak	143.00	100	Vertical	Pass
4**	7497.000	43.49	1.21	54.0	10.51	AV	143.00	100	Vertical	Pass
5	11145.925	51.98	-0.95	74.0	22.02	Peak	7.00	150	Vertical	Pass
5**	11145.925	42.19	-0.95	54.0	11.81	AV	7.00	150	Vertical	Pass
6	15757.725	52.30	0.16	74.0	21.70	Peak	74.00	100	Vertical	Pass
6**	15757.725	42.72	0.16	54.0	11.28	AV	74.00	100	Vertical	Pass

11n40, U-NII-1, 1 GHz to 18 GHz, High Channel, ANT H

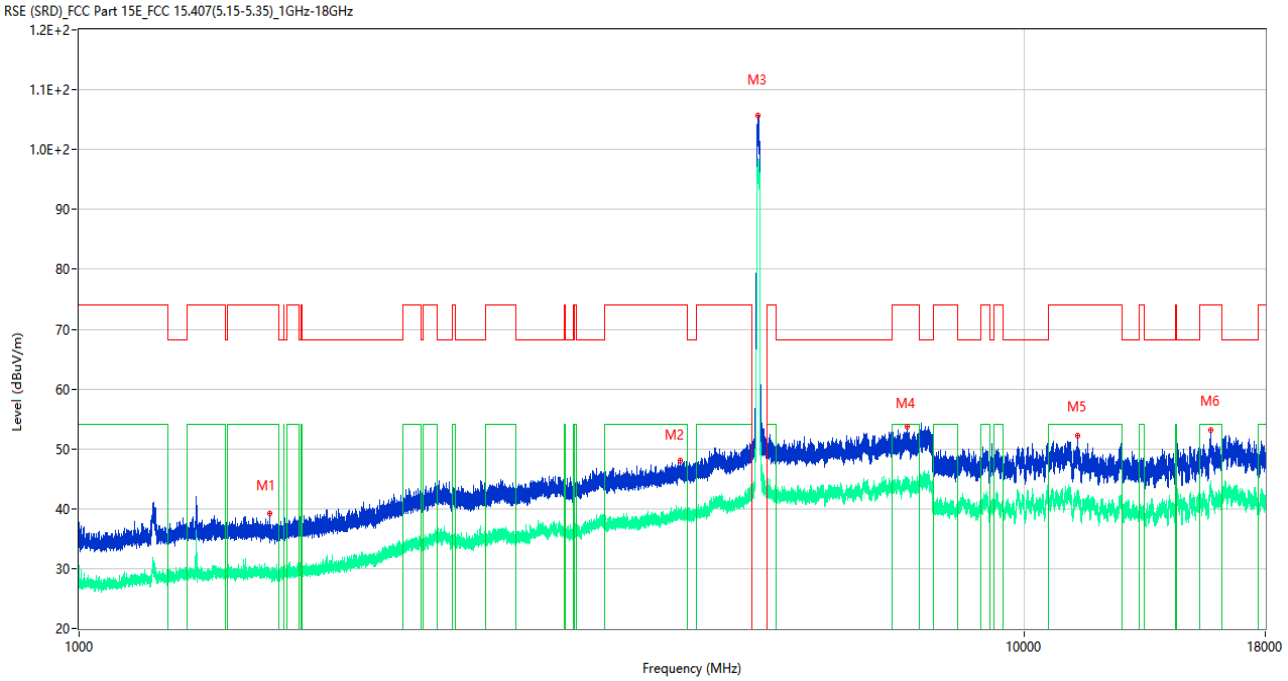

No.	Frequency (MHz)	Results (dBuV/m)	Factor (dB)	Limit (dBuV/m)	Margin (dB)	Detector	Table (Degree)	Height (cm)	Antenna	Verdict
1	1592.500	39.20	-16.75	74.0	34.80	Peak	154.00	100	Horizontal	Pass
1**	1592.500	28.79	-16.75	54.0	25.21	AV	154.00	100	Horizontal	Pass
2	4329.000	48.09	-4.38	74.0	25.91	Peak	248.00	100	Horizontal	Pass
2**	4329.000	39.13	-4.38	54.0	14.87	AV	248.00	100	Horizontal	Pass
3	5232.000	105.64	-1.78	--	--	Peak	43.00	200	Horizontal	N/A
3**	5232.000	97.81	-1.78	--	--	AV	43.00	200	Horizontal	N/A
4	7516.750	53.67	2.03	74.0	20.33	Peak	299.00	100	Horizontal	Pass
4**	7516.750	44.68	2.03	54.0	9.32	AV	299.00	100	Horizontal	Pass
5	11398.862	52.13	-1.66	74.0	21.87	Peak	7.00	200	Horizontal	Pass
5**	11398.862	41.99	-1.66	54.0	12.01	AV	7.00	200	Horizontal	Pass
6	15745.912	53.08	0.32	74.0	20.92	Peak	87.00	100	Horizontal	Pass
6**	15745.912	43.00	0.32	54.0	11.00	AV	87.00	100	Horizontal	Pass

11n40, U-NII-1, 1 GHz to 18 GHz, High Channel, ANT V

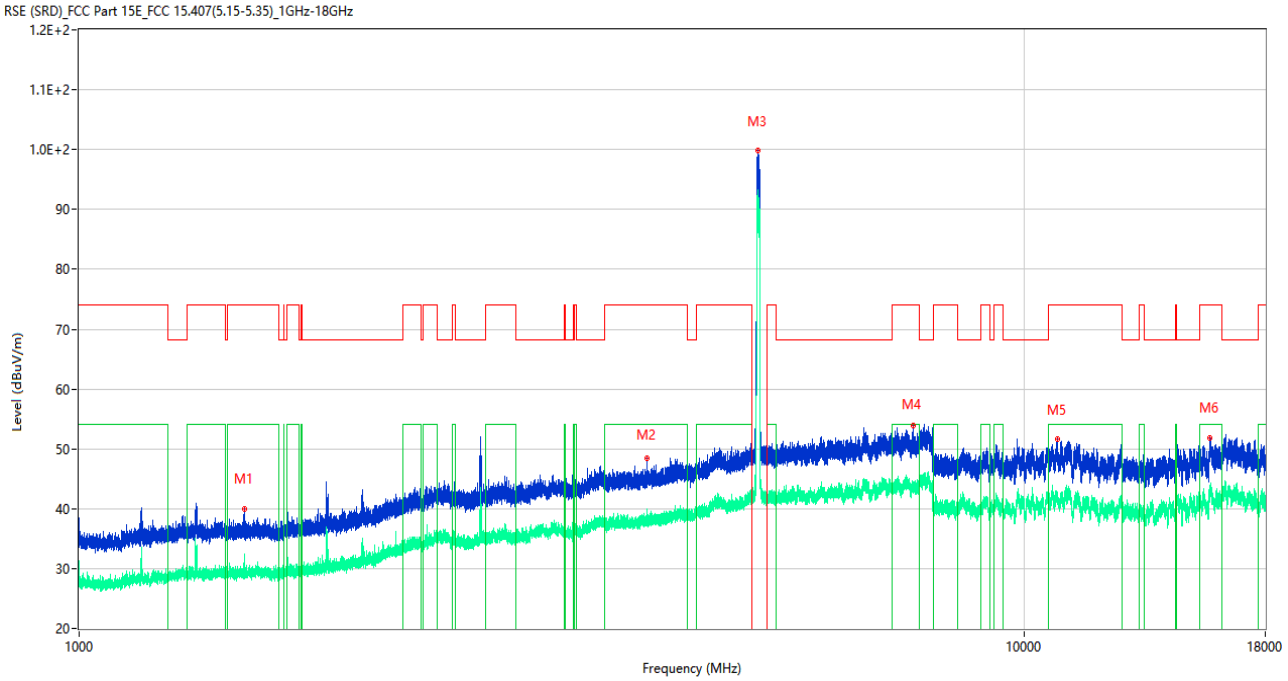

No.	Frequency (MHz)	Results (dBuV/m)	Factor (dB)	Limit (dBuV/m)	Margin (dB)	Detector	Table (Degree)	Height (cm)	Antenna	Verdict
1	1497.500	39.98	-16.66	74.0	34.02	Peak	326.00	300	Vertical	Pass
1**	1497.500	30.04	-16.66	54.0	23.96	AV	326.00	300	Vertical	Pass
2	3991.500	48.42	-5.00	74.0	25.58	Peak	0.00	300	Vertical	Pass
2**	3991.500	37.43	-5.00	54.0	16.57	AV	0.00	300	Vertical	Pass
3	5234.000	99.80	-1.72	--	--	Peak	216.00	200	Vertical	N/A
3**	5234.000	93.14	-1.72	--	--	AV	216.00	200	Vertical	N/A
4	7631.750	53.97	0.89	74.0	20.03	Peak	117.00	300	Vertical	Pass
4**	7631.750	43.62	0.89	54.0	10.38	AV	117.00	300	Vertical	Pass
5	10847.863	51.57	-1.88	74.0	22.43	Peak	279.00	100	Vertical	Pass
5**	10847.863	42.09	-1.88	54.0	11.91	AV	279.00	100	Vertical	Pass
6	15733.313	51.90	0.14	74.0	22.10	Peak	185.00	400	Vertical	Pass
6**	15733.313	42.45	0.14	54.0	11.55	AV	185.00	400	Vertical	Pass

11ac20, U-NII-1, 1 GHz to 18 GHz, Low Channel, ANT H

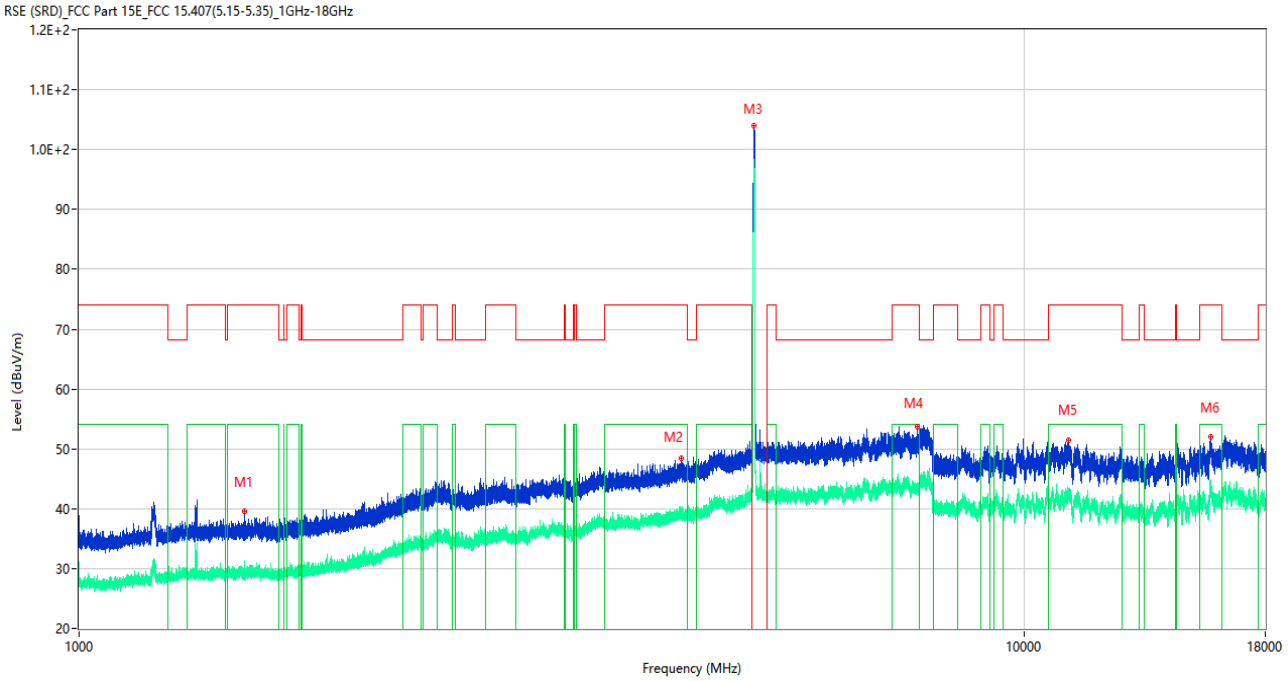

No.	Frequency (MHz)	Results (dBuV/m)	Factor (dB)	Limit (dBuV/m)	Margin (dB)	Detector	Table (Degree)	Height (cm)	Antenna	Verdict
1	1497.100	39.54	-16.69	74.0	34.46	Peak	86.00	100	Horizontal	Pass
1**	1497.100	29.18	-16.69	54.0	24.82	AV	86.00	100	Horizontal	Pass
2	4336.500	48.40	-4.12	74.0	25.60	Peak	144.00	400	Horizontal	Pass
2**	4336.500	39.38	-4.12	54.0	14.62	AV	144.00	400	Horizontal	Pass
3	5179.500	104.05	-1.07	--	--	Peak	47.00	100	Horizontal	N/A
3**	5179.500	96.47	-1.07	--	--	AV	47.00	100	Horizontal	N/A
4	7703.750	53.70	2.04	74.0	20.30	Peak	224.00	400	Horizontal	Pass
4**	7703.750	43.51	2.04	54.0	10.49	AV	224.00	400	Horizontal	Pass
5	11156.375	51.54	-1.06	74.0	22.46	Peak	145.00	150	Horizontal	Pass
5**	11156.375	41.51	-1.06	54.0	12.49	AV	145.00	150	Horizontal	Pass
6	15745.125	51.95	0.31	74.0	22.05	Peak	326.00	400	Horizontal	Pass
6**	15745.125	43.26	0.31	54.0	10.74	AV	326.00	400	Horizontal	Pass

11ac20, U-NII-1, 1 GHz to 18 GHz, Low Channel, ANT V

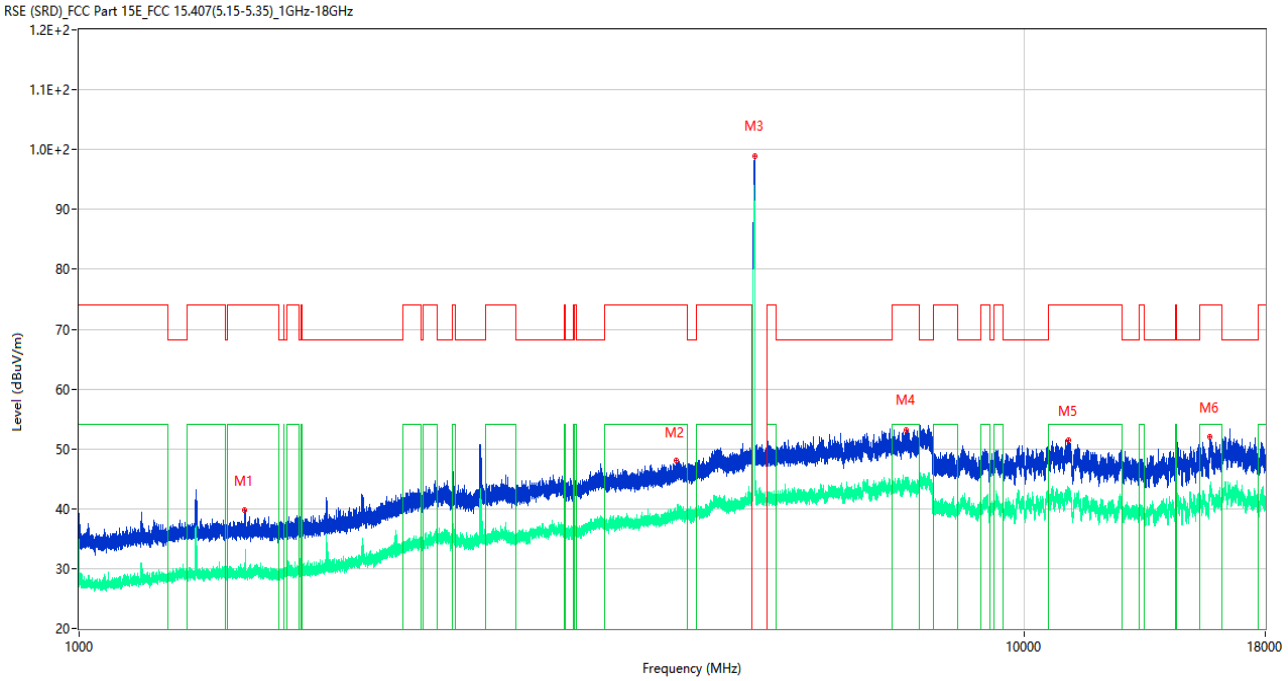

No.	Frequency (MHz)	Results (dBuV/m)	Factor (dB)	Limit (dBuV/m)	Margin (dB)	Detector	Table (Degree)	Height (cm)	Antenna	Verdict
1	1495.200	39.72	-16.83	74.0	34.28	Peak	316.00	100	Vertical	Pass
1**	1495.200	30.98	-16.83	54.0	23.02	AV	316.00	100	Vertical	Pass
2	4284.500	48.11	-4.38	74.0	25.89	Peak	151.00	400	Vertical	Pass
2**	4284.500	39.30	-4.38	54.0	14.70	AV	151.00	400	Vertical	Pass
3	5187.500	98.99	-1.72	--	--	Peak	213.00	150	Vertical	N/A
3**	5187.500	90.48	-1.72	--	--	AV	213.00	150	Vertical	N/A
4	7511.750	53.15	1.68	74.0	20.85	Peak	312.00	100	Vertical	Pass
4**	7511.750	44.10	1.68	54.0	9.90	AV	312.00	100	Vertical	Pass
5	11141.888	51.37	-0.96	74.0	22.63	Peak	352.00	150	Vertical	Pass
5**	11141.888	42.11	-0.96	54.0	11.89	AV	352.00	150	Vertical	Pass
6	15735.675	51.99	0.18	74.0	22.01	Peak	200.00	200	Vertical	Pass
6**	15735.675	42.73	0.18	54.0	11.27	AV	200.00	200	Vertical	Pass

11ac20, U-NII-1, 1 GHz to 18 GHz, Middle Channel, ANT H

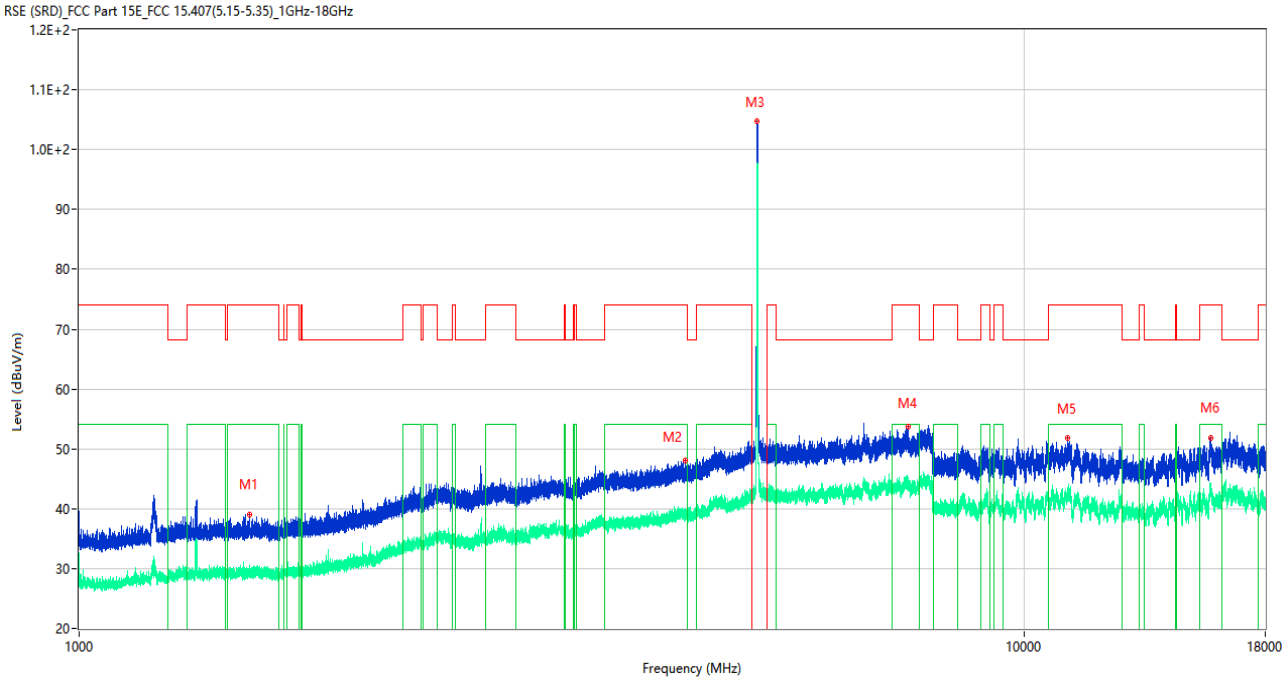

No.	Frequency (MHz)	Results (dBuV/m)	Factor (dB)	Limit (dBuV/m)	Margin (dB)	Detector	Table (Degree)	Height (cm)	Antenna	Verdict
1	1514.300	39.02	-16.54	74.0	34.98	Peak	204.00	300	Horizontal	Pass
1**	1514.300	28.73	-16.54	54.0	25.27	AV	204.00	300	Horizontal	Pass
2	4381.500	48.09	-4.12	74.0	25.91	Peak	37.00	100	Horizontal	Pass
2**	4381.500	39.52	-4.12	54.0	14.48	AV	37.00	100	Horizontal	Pass
3	5214.750	104.83	-1.92	--	--	Peak	46.00	100	Horizontal	N/A
3**	5214.750	97.22	-1.92	--	--	AV	46.00	100	Horizontal	N/A
4	7542.000	53.63	2.07	74.0	20.37	Peak	56.00	400	Horizontal	Pass
4**	7542.000	44.02	2.07	54.0	9.98	AV	56.00	400	Horizontal	Pass
5	11125.262	51.81	-0.98	74.0	22.19	Peak	270.00	200	Horizontal	Pass
5**	11125.262	42.97	-0.98	54.0	11.03	AV	270.00	200	Horizontal	Pass
6	15753.000	51.84	0.29	74.0	22.16	Peak	120.00	200	Horizontal	Pass
6**	15753.000	44.26	0.29	54.0	9.74	AV	120.00	200	Horizontal	Pass

11ac20, U-NII-1, 1 GHz to 18 GHz, Middle Channel, ANT V

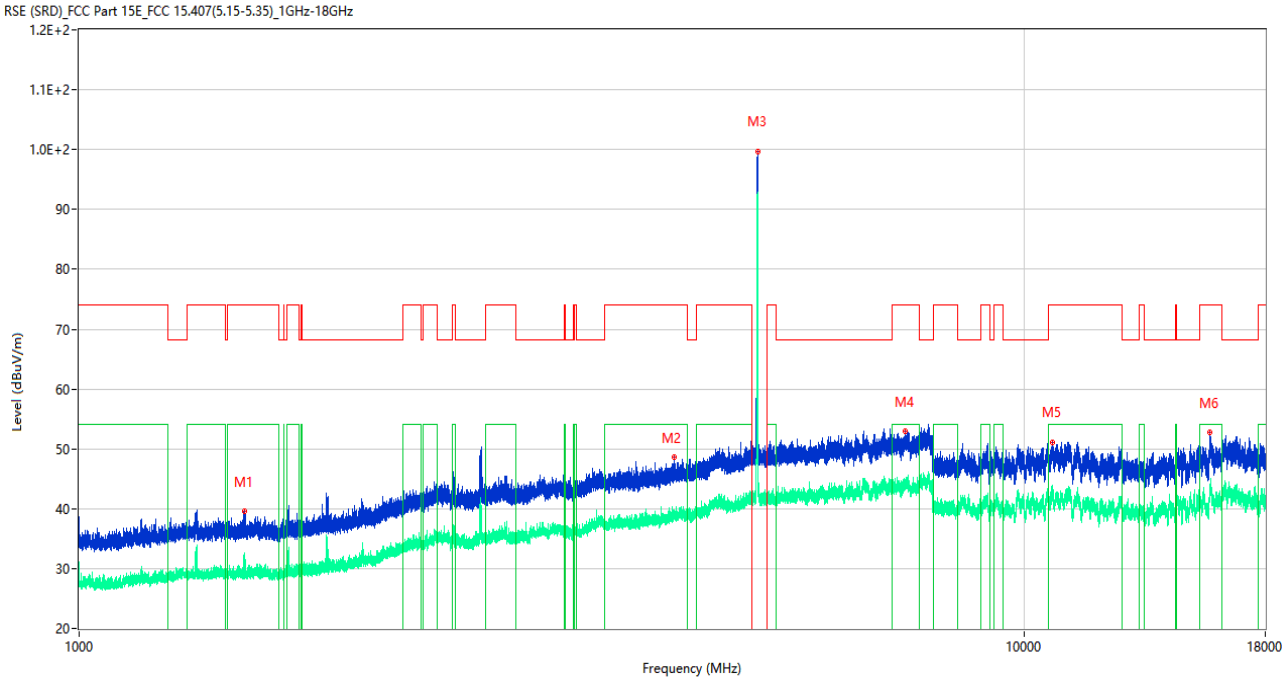

No.	Frequency (MHz)	Results (dBuV/m)	Factor (dB)	Limit (dBuV/m)	Margin (dB)	Detector	Table (Degree)	Height (cm)	Antenna	Verdict
1	1496.700	39.56	-16.73	74.0	34.44	Peak	338.00	300	Vertical	Pass
1**	1496.700	29.47	-16.73	54.0	24.53	AV	338.00	300	Vertical	Pass
2	4266.250	48.64	-3.66	74.0	25.36	Peak	71.00	300	Vertical	Pass
2**	4266.250	39.39	-3.66	54.0	14.61	AV	71.00	300	Vertical	Pass
3	5222.750	99.74	-1.98	--	--	Peak	210.00	150	Vertical	N/A
3**	5222.750	92.55	-1.98	--	--	AV	210.00	150	Vertical	N/A
4	7490.250	53.03	1.28	74.0	20.97	Peak	35.00	100	Vertical	Pass
4**	7490.250	44.48	1.28	54.0	9.52	AV	35.00	100	Vertical	Pass
5	10718.662	51.16	-2.14	74.0	22.84	Peak	206.00	150	Vertical	Pass
5**	10718.662	42.15	-2.14	54.0	11.85	AV	206.00	150	Vertical	Pass
6	15741.187	52.71	0.25	74.0	21.29	Peak	327.00	400	Vertical	Pass
6**	15741.187	43.11	0.25	54.0	10.89	AV	327.00	400	Vertical	Pass

11ac20, U-NII-1, 1 GHz to 18 GHz, High Channel, ANT H

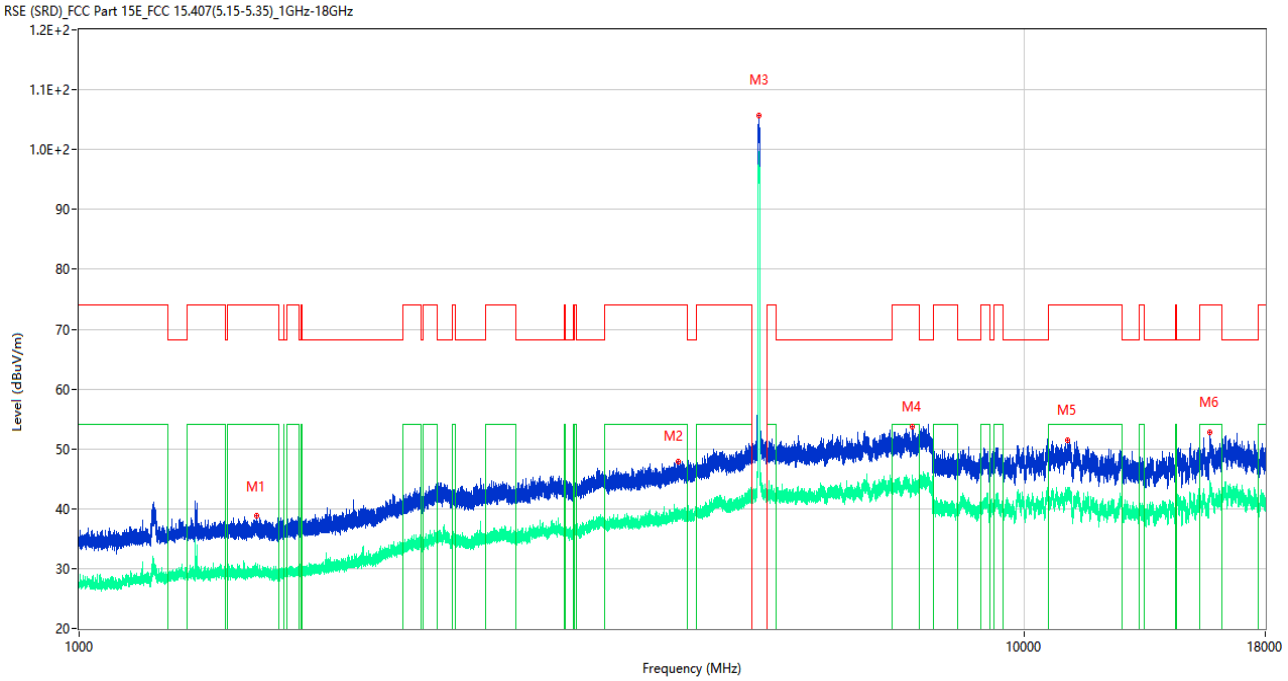

No.	Frequency (MHz)	Results (dBuV/m)	Factor (dB)	Limit (dBuV/m)	Margin (dB)	Detector	Table (Degree)	Height (cm)	Antenna	Verdict
1	1542.000	38.81	-16.49	74.0	35.19	Peak	94.00	100	Horizontal	Pass
1**	1542.000	29.27	-16.49	54.0	24.73	AV	94.00	100	Horizontal	Pass
2	4303.000	47.96	-3.94	74.0	26.04	Peak	122.00	300	Horizontal	Pass
2**	4303.000	39.03	-3.94	54.0	14.97	AV	122.00	300	Horizontal	Pass
3	5246.500	105.72	-1.90	--	--	Peak	51.00	150	Horizontal	N/A
3**	5246.500	97.70	-1.90	--	--	AV	51.00	150	Horizontal	N/A
4	7623.000	53.63	1.05	74.0	20.37	Peak	114.00	300	Horizontal	Pass
4**	7623.000	44.01	1.05	54.0	9.99	AV	114.00	300	Horizontal	Pass
5	11122.888	51.48	-0.98	74.0	22.52	Peak	9.00	200	Horizontal	Pass
5**	11122.888	42.24	-0.98	54.0	11.76	AV	9.00	200	Horizontal	Pass
6	15741.712	52.81	0.26	74.0	21.19	Peak	263.00	100	Horizontal	Pass
6**	15741.712	43.02	0.26	54.0	10.98	AV	263.00	100	Horizontal	Pass

11ac20, U-NII-1, 1 GHz to 18 GHz, High Channel, ANT V

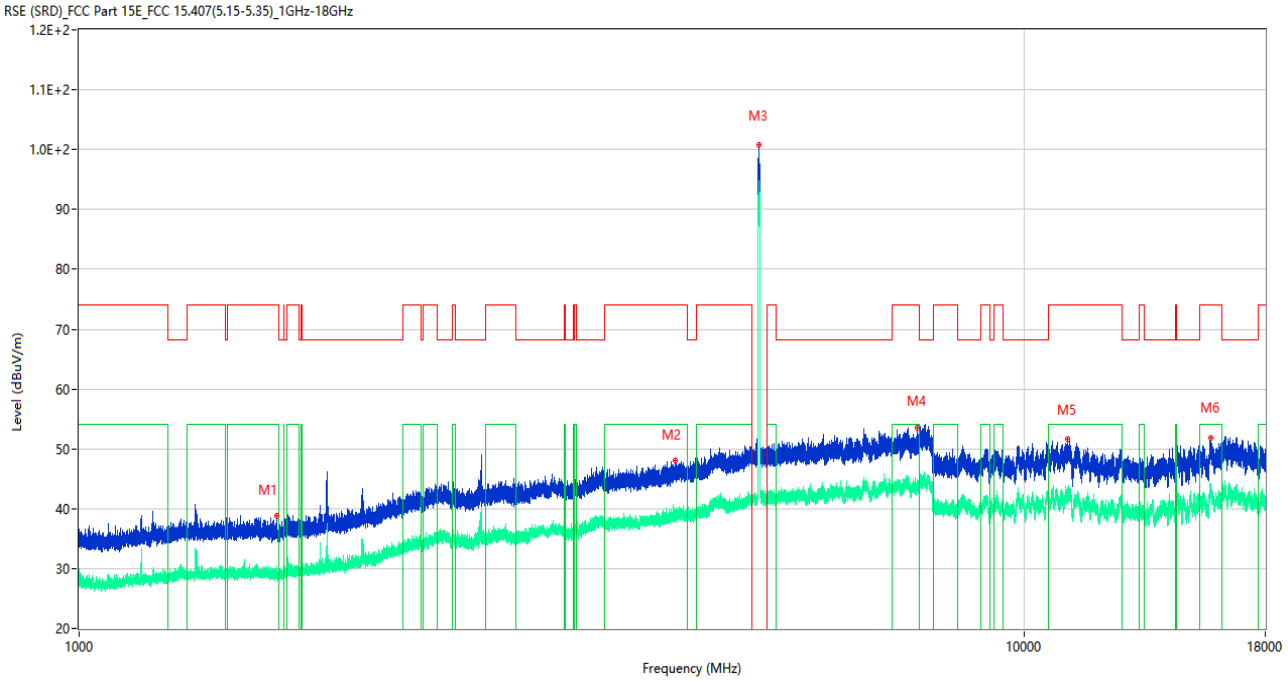

No.	Frequency (MHz)	Results (dBuV/m)	Factor (dB)	Limit (dBuV/m)	Margin (dB)	Detector	Table (Degree)	Height (cm)	Antenna	Verdict
1	1619.400	38.87	-16.71	74.0	35.13	Peak	143.00	300	Vertical	Pass
1**	1619.400	29.23	-16.71	54.0	24.77	AV	143.00	300	Vertical	Pass
2	4270.000	47.99	-3.87	74.0	26.01	Peak	112.00	300	Vertical	Pass
2**	4270.000	38.59	-3.87	54.0	15.41	AV	112.00	300	Vertical	Pass
3	5239.750	100.73	-1.81	--	--	Peak	215.00	200	Vertical	N/A
3**	5239.750	93.77	-1.81	--	--	AV	215.00	200	Vertical	N/A
4	7706.250	53.59	1.94	74.0	20.41	Peak	17.00	200	Vertical	Pass
4**	7706.250	43.32	1.94	54.0	10.68	AV	17.00	200	Vertical	Pass
5	11107.925	51.61	-1.00	74.0	22.39	Peak	282.00	200	Vertical	Pass
5**	11107.925	41.98	-1.00	54.0	12.02	AV	282.00	200	Vertical	Pass
6	15753.787	51.90	0.27	74.0	22.10	Peak	110.00	100	Vertical	Pass
6**	15753.787	43.35	0.27	54.0	10.65	AV	110.00	100	Vertical	Pass

11ac40, U-NII-1, 1 GHz to 18 GHz, Low Channel, ANT H

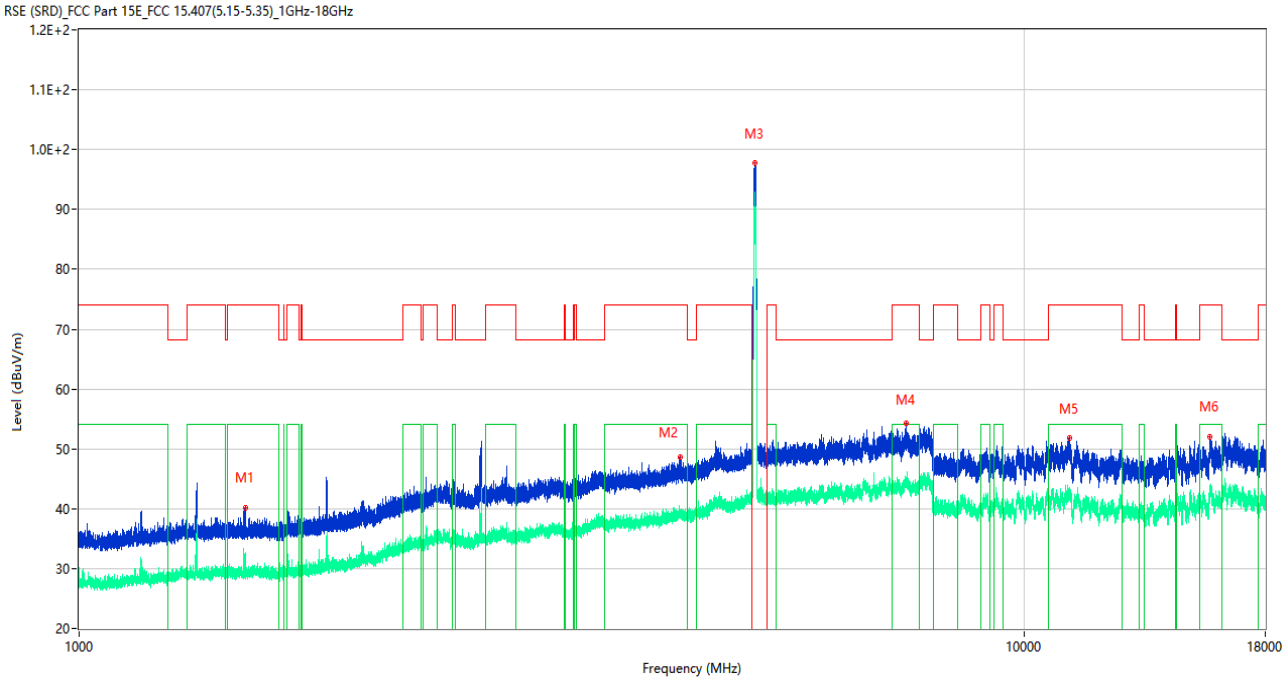

No.	Frequency (MHz)	Results (dBuV/m)	Factor (dB)	Limit (dBuV/m)	Margin (dB)	Detector	Table (Degree)	Height (cm)	Antenna	Verdict
1	1500.300	40.17	-16.61	74.0	33.83	Peak	329.00	200	Horizontal	Pass
1**	1500.300	29.52	-16.61	54.0	24.48	AV	329.00	200	Horizontal	Pass
2	4322.500	48.69	-4.16	74.0	25.31	Peak	238.00	100	Horizontal	Pass
2**	4322.500	38.88	-4.16	54.0	15.12	AV	238.00	100	Horizontal	Pass
3	5190.000	97.70	-1.94	--	--	Peak	214.00	100	Horizontal	N/A
3**	5190.000	91.86	-1.94	--	--	AV	214.00	100	Horizontal	N/A
4	7512.250	54.20	1.71	74.0	19.80	Peak	25.00	300	Horizontal	Pass
4**	7512.250	44.58	1.71	54.0	9.42	AV	25.00	300	Horizontal	Pass
5	11166.825	51.76	-1.23	74.0	22.24	Peak	242.00	150	Horizontal	Pass
5**	11166.825	43.52	-1.23	54.0	10.48	AV	242.00	150	Horizontal	Pass
6	15741.450	52.04	0.26	74.0	21.96	Peak	124.00	200	Horizontal	Pass
6**	15741.450	43.04	0.26	54.0	10.96	AV	124.00	200	Horizontal	Pass

11ac40, U-NII-1, 1 GHz to 18 GHz, Low Channel, ANT V

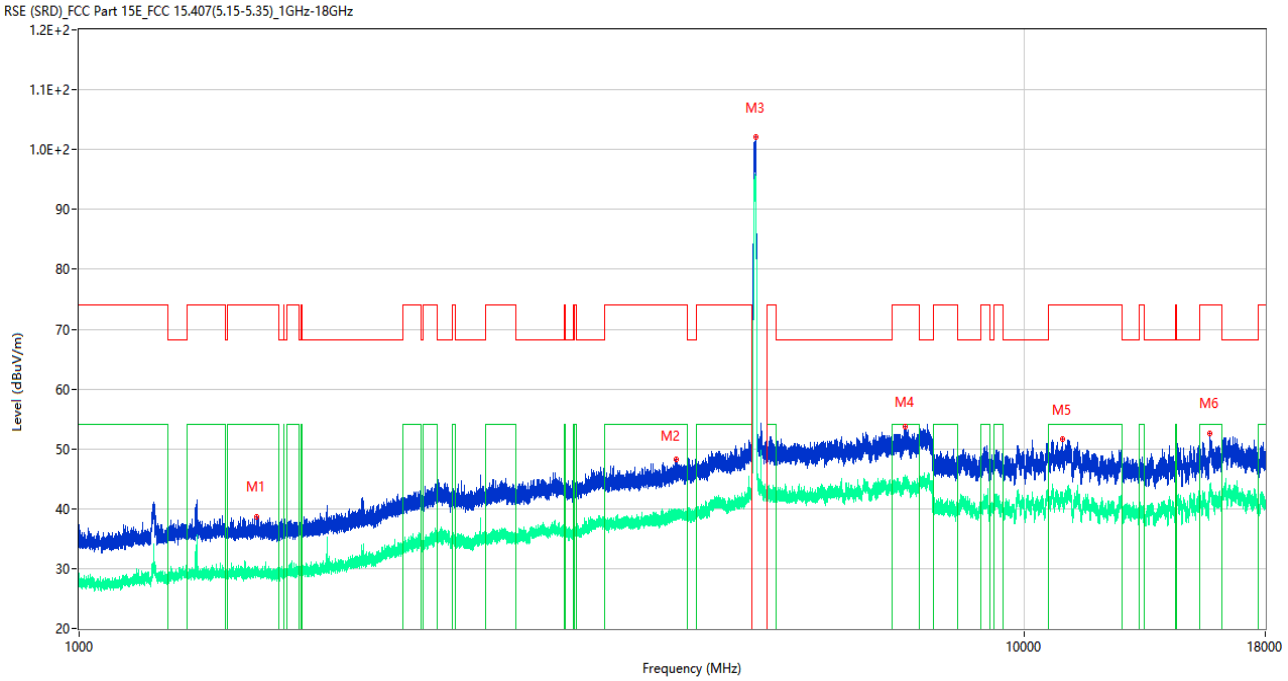

No.	Frequency (MHz)	Results (dBuV/m)	Factor (dB)	Limit (dBuV/m)	Margin (dB)	Detector	Table (Degree)	Height (cm)	Antenna	Verdict
1	1542.300	38.71	-16.50	74.0	35.29	Peak	260.00	400	Vertical	Pass
1**	1542.300	29.34	-16.50	54.0	24.66	AV	260.00	400	Vertical	Pass
2	4287.250	48.21	-4.25	74.0	25.79	Peak	263.00	200	Vertical	Pass
2**	4287.250	38.68	-4.25	54.0	15.32	AV	263.00	200	Vertical	Pass
3	5197.000	102.03	-2.22	--	--	Peak	49.00	100	Vertical	N/A
3**	5197.000	94.92	-2.22	--	--	AV	49.00	100	Vertical	N/A
4	7480.750	53.65	1.59	74.0	20.35	Peak	356.00	300	Vertical	Pass
4**	7480.750	43.92	1.59	54.0	10.08	AV	356.00	300	Vertical	Pass
5	10990.599	51.56	-1.74	74.0	22.44	Peak	350.00	150	Vertical	Pass
5**	10990.599	41.00	-1.74	54.0	13.00	AV	350.00	150	Vertical	Pass
6	15734.625	52.64	0.16	74.0	21.36	Peak	108.00	100	Vertical	Pass
6**	15734.625	42.67	0.16	54.0	11.33	AV	108.00	100	Vertical	Pass

11ac40, U-NII-1, 1 GHz to 18 GHz, High Channel, ANT H

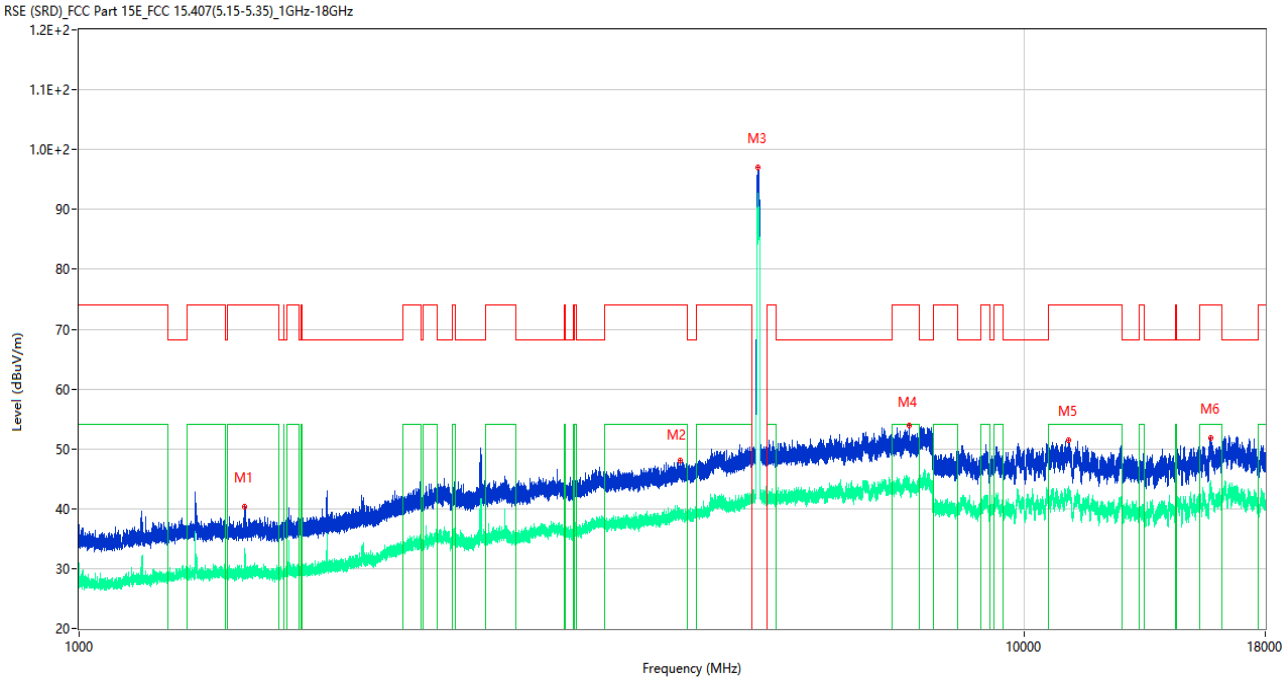

No.	Frequency (MHz)	Results (dBuV/m)	Factor (dB)	Limit (dBuV/m)	Margin (dB)	Detector	Table (Degree)	Height (cm)	Antenna	Verdict
1	1495.500	40.25	-16.81	74.0	33.75	Peak	91.00	300	Horizontal	Pass
1**	1495.500	29.31	-16.81	54.0	24.69	AV	91.00	300	Horizontal	Pass
2	4326.000	48.14	-4.39	74.0	25.86	Peak	239.00	200	Horizontal	Pass
2**	4326.000	39.59	-4.39	54.0	14.41	AV	239.00	200	Horizontal	Pass
3	5230.000	96.98	-1.94	--	--	Peak	214.00	150	Horizontal	N/A
3**	5230.000	92.57	-1.94	--	--	AV	214.00	150	Horizontal	N/A
4	7567.000	53.90	1.43	74.0	20.10	Peak	265.00	400	Horizontal	Pass
4**	7567.000	44.03	1.43	54.0	9.97	AV	265.00	400	Horizontal	Pass
5	11143.312	51.40	-0.96	74.0	22.60	Peak	340.00	100	Horizontal	Pass
5**	11143.312	41.89	-0.96	54.0	12.11	AV	340.00	100	Horizontal	Pass
6	15774.262	51.77	-0.29	74.0	22.23	Peak	36.00	300	Horizontal	Pass
6**	15774.262	42.84	-0.29	54.0	11.16	AV	36.00	300	Horizontal	Pass

11ac40, U-NII-1, 1 GHz to 18 GHz, High Channel, ANT V

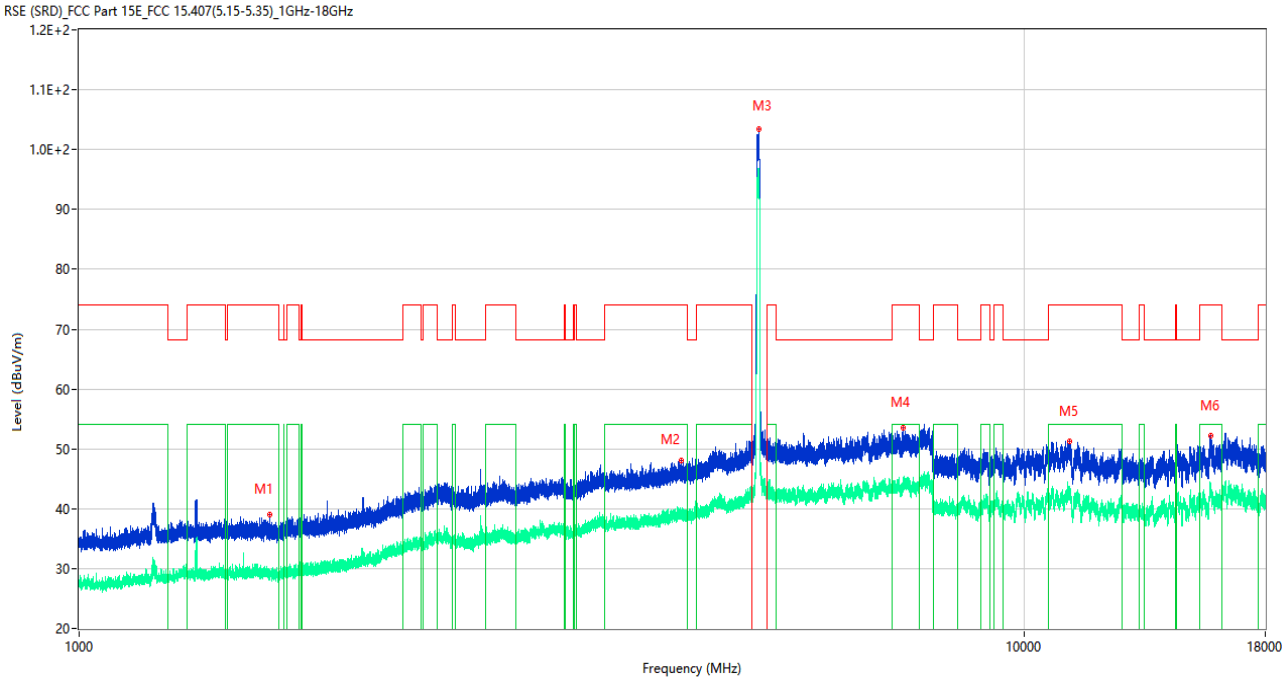

No.	Frequency (MHz)	Results (dBuV/m)	Factor (dB)	Limit (dBuV/m)	Margin (dB)	Detector	Table (Degree)	Height (cm)	Antenna	Verdict
1	1593.100	38.95	-16.68	74.0	35.05	Peak	147.00	400	Vertical	Pass
1**	1593.100	28.61	-16.68	54.0	25.39	AV	147.00	400	Vertical	Pass
2	4335.000	48.10	-4.17	74.0	25.90	Peak	360.00	200	Vertical	Pass
2**	4335.000	38.84	-4.17	54.0	15.16	AV	360.00	200	Vertical	Pass
3	5235.500	103.42	-1.79	--	--	Peak	51.00	150	Vertical	N/A
3**	5235.500	95.71	-1.79	--	--	AV	51.00	150	Vertical	N/A
4	7449.500	53.55	1.05	74.0	20.45	Peak	163.00	200	Vertical	Pass
4**	7449.500	43.28	1.05	54.0	10.72	AV	163.00	200	Vertical	Pass
5	11167.062	51.31	-1.24	74.0	22.69	Peak	316.00	100	Vertical	Pass
5**	11167.062	42.41	-1.24	54.0	11.59	AV	316.00	100	Vertical	Pass
6	15754.313	52.23	0.26	74.0	21.77	Peak	12.00	400	Vertical	Pass
6**	15754.313	43.05	0.26	54.0	10.95	AV	12.00	400	Vertical	Pass

11ac80, U-NII-1, 1 GHz to 18 GHz, Middle Channel, ANT H

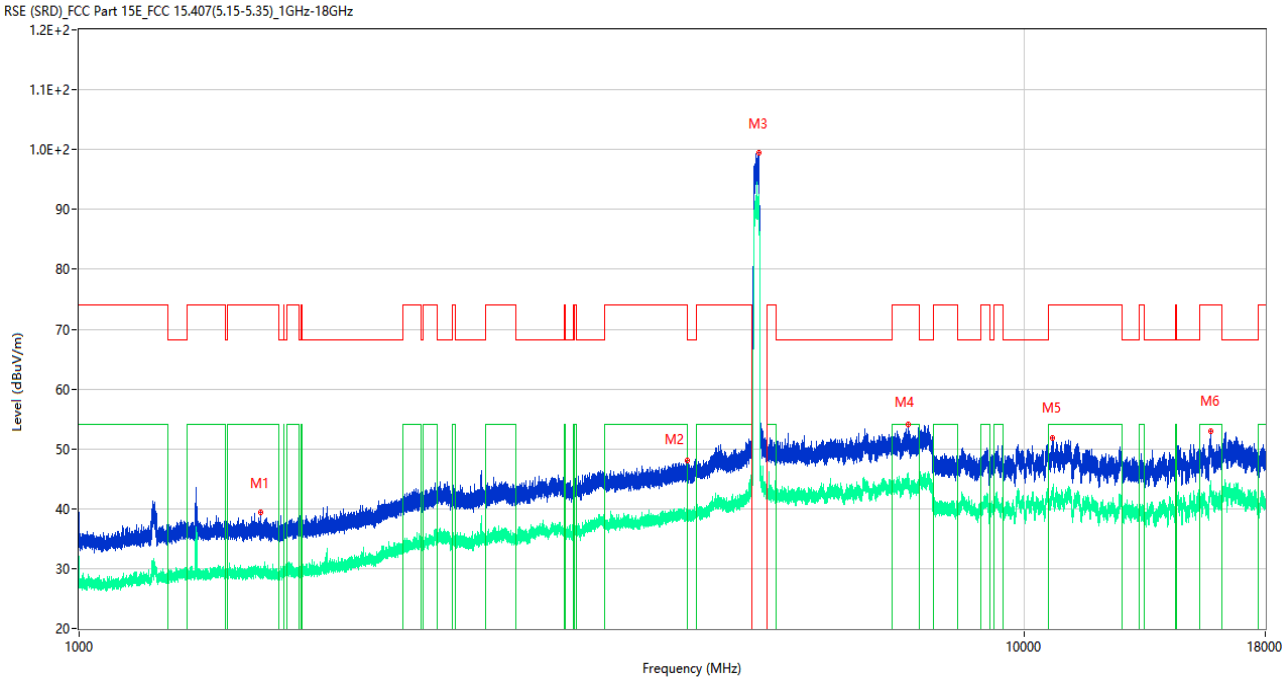

No.	Frequency (MHz)	Results (dBuV/m)	Factor (dB)	Limit (dBuV/m)	Margin (dB)	Detector	Table (Degree)	Height (cm)	Antenna	Verdict
1	1555.200	39.32	-16.97	74.0	34.68	Peak	157.00	200	Horizontal	Pass
1**	1555.200	29.57	-16.97	54.0	24.43	AV	157.00	200	Horizontal	Pass
2	4397.000	48.13	-4.12	74.0	25.87	Peak	271.00	400	Horizontal	Pass
2**	4397.000	39.12	-4.12	54.0	14.88	AV	271.00	400	Horizontal	Pass
3	5235.000	99.46	-1.76	--	--	Peak	51.00	150	Horizontal	N/A
3**	5235.000	91.78	-1.76	--	--	AV	51.00	150	Horizontal	N/A
4	7535.250	54.07	2.30	74.0	19.93	Peak	1.00	400	Horizontal	Pass
4**	7535.250	44.17	2.30	54.0	9.83	AV	1.00	400	Horizontal	Pass
5	10721.512	51.82	-2.10	74.0	22.18	Peak	338.00	150	Horizontal	Pass
5**	10721.512	42.25	-2.10	54.0	11.75	AV	338.00	150	Horizontal	Pass
6	15762.713	53.02	0.03	74.0	20.98	Peak	183.00	100	Horizontal	Pass
6**	15762.713	42.85	0.03	54.0	11.15	AV	183.00	100	Horizontal	Pass

11ac80, U-NII-1, 1 GHz to 18 GHz, Middle Channel, ANT V

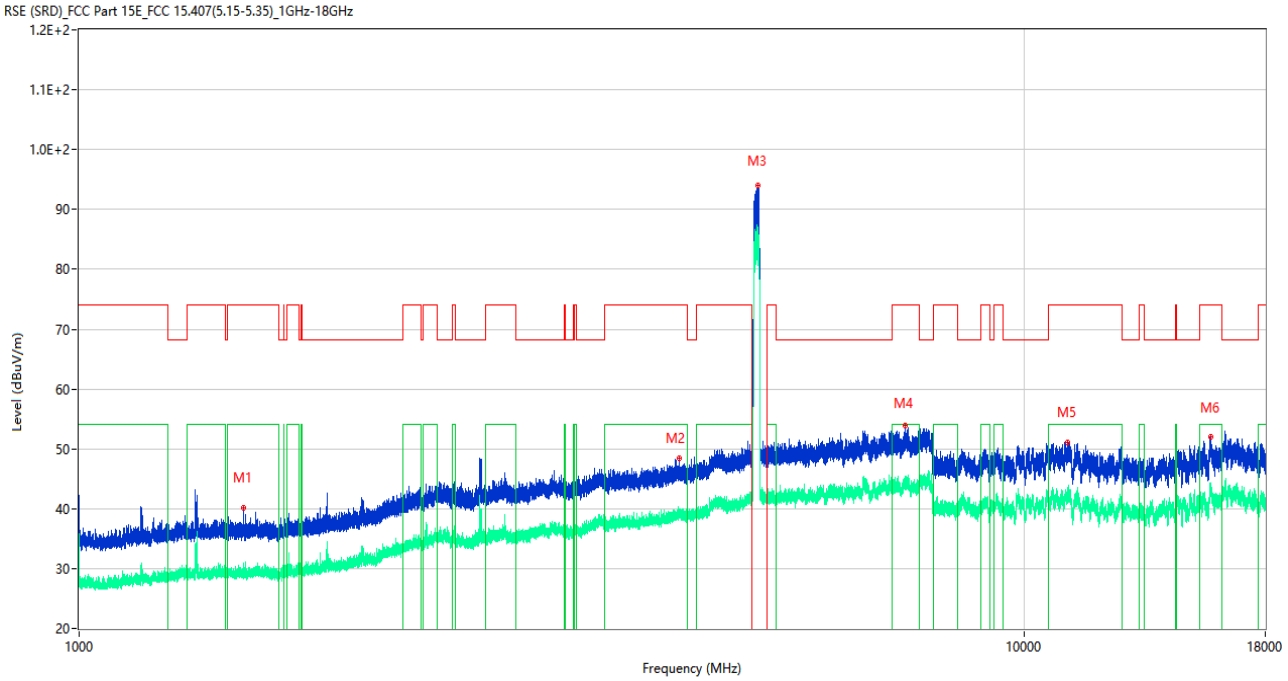

No.	Frequency (MHz)	Results (dBuV/m)	Factor (dB)	Limit (dBuV/m)	Margin (dB)	Detector	Table (Degree)	Height (cm)	Antenna	Verdict
1	1494.000	40.16	-16.90	74.0	33.84	Peak	93.00	200	Vertical	Pass
1**	1494.000	29.09	-16.90	54.0	24.91	AV	93.00	200	Vertical	Pass
2	4317.000	48.40	-4.00	74.0	25.60	Peak	263.00	200	Vertical	Pass
2**	4317.000	39.46	-4.00	54.0	14.54	AV	263.00	200	Vertical	Pass
3	5228.750	94.06	-2.02	--	--	Peak	212.00	150	Vertical	N/A
3**	5228.750	86.70	-2.02	--	--	AV	212.00	150	Vertical	N/A
4	7488.750	53.85	1.42	74.0	20.15	Peak	356.00	400	Vertical	Pass
4**	7488.750	44.15	1.42	54.0	9.85	AV	356.00	400	Vertical	Pass
5	11120.987	51.17	-0.98	74.0	22.83	Peak	101.00	200	Vertical	Pass
5**	11120.987	42.15	-0.98	54.0	11.85	AV	101.00	200	Vertical	Pass
6	15764.813	51.98	-0.03	74.0	22.02	Peak	353.00	400	Vertical	Pass
6**	15764.813	43.29	-0.03	54.0	10.71	AV	353.00	400	Vertical	Pass

11n20, U-NII-3, 1 GHz to 18 GHz, Low Channel, ANT H

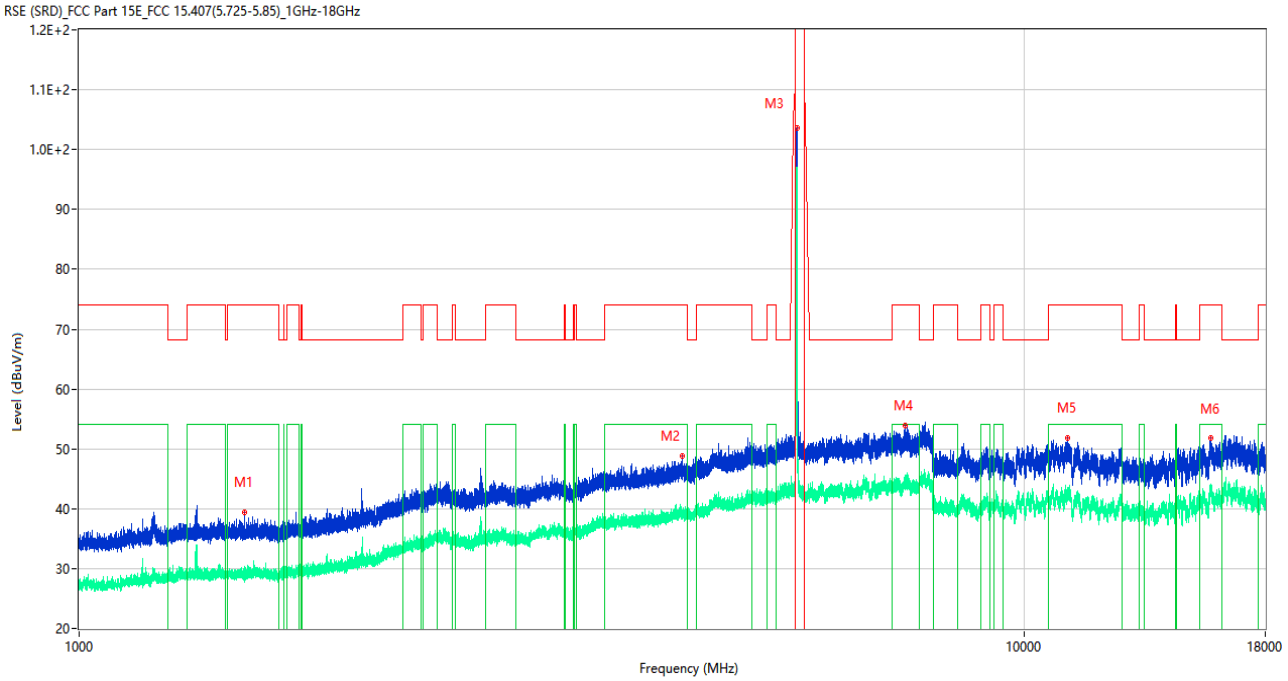

No.	Frequency (MHz)	Results (dBuV/m)	Factor (dB)	Limit (dBuV/m)	Margin (dB)	Detector	Table (Degree)	Height (cm)	Antenna	Verdict
1	1498.100	39.40	-16.61	74.0	34.60	Peak	236.00	400	Horizontal	Pass
1**	1498.100	28.64	-16.61	54.0	25.36	AV	236.00	400	Horizontal	Pass
2	4350.250	48.85	-4.03	74.0	25.15	Peak	328.00	100	Horizontal	Pass
2**	4350.250	39.63	-4.03	54.0	14.37	AV	328.00	100	Horizontal	Pass
3	5748.250	103.69	-1.62	--	--	Peak	12.00	150	Horizontal	N/A
3**	5748.250	95.94	-1.62	--	--	AV	12.00	150	Horizontal	N/A
4	7479.250	53.82	1.58	74.0	20.18	Peak	271.00	300	Horizontal	Pass
4**	7479.250	44.53	1.58	54.0	9.47	AV	271.00	300	Horizontal	Pass
5	11115.288	51.83	-0.99	74.0	22.17	Peak	129.00	100	Horizontal	Pass
5**	11115.288	42.06	-0.99	54.0	11.94	AV	129.00	100	Horizontal	Pass
6	15743.813	51.75	0.29	74.0	22.25	Peak	0.00	200	Horizontal	Pass
6**	15743.813	43.20	0.29	54.0	10.80	AV	0.00	200	Horizontal	Pass

11n20, U-NII-3, 1 GHz to 18 GHz, Low Channel, ANT V

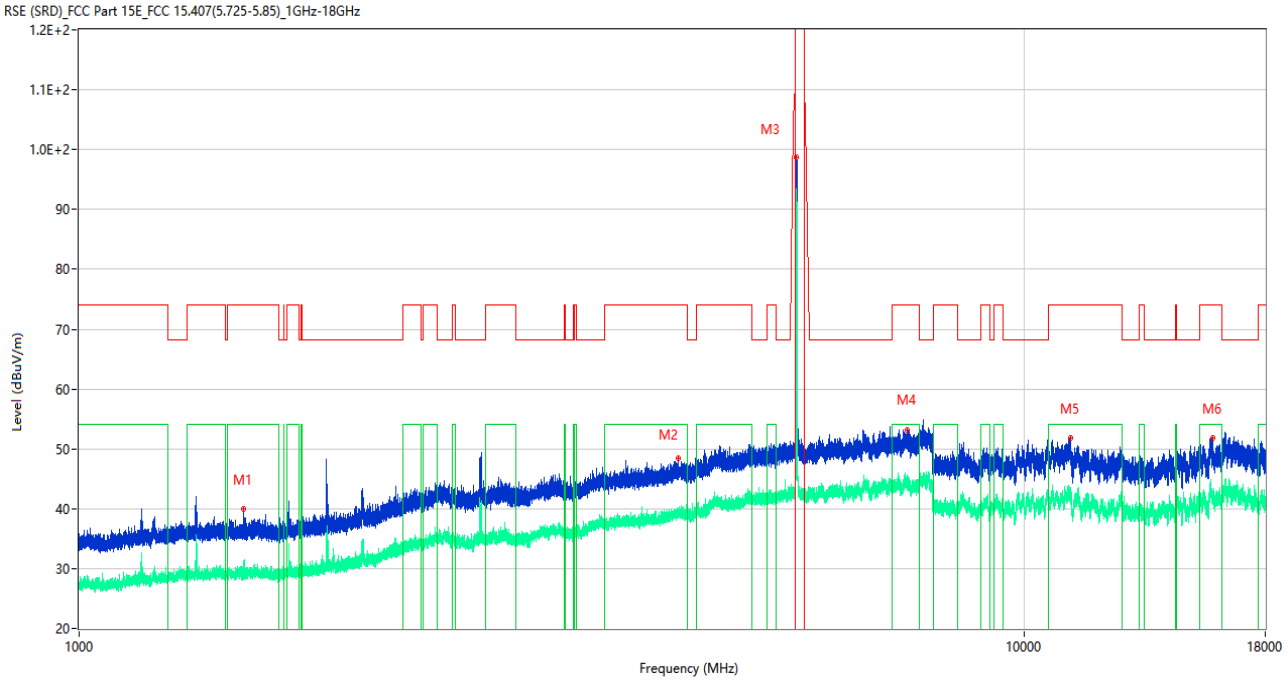

No.	Frequency (MHz)	Results (dBuV/m)	Factor (dB)	Limit (dBuV/m)	Margin (dB)	Detector	Table (Degree)	Height (cm)	Antenna	Verdict
1	1494.300	39.91	-16.88	74.0	34.09	Peak	329.00	300	Vertical	Pass
1**	1494.300	28.15	-16.88	54.0	25.85	AV	329.00	300	Vertical	Pass
2	4308.500	48.44	-4.11	74.0	25.56	Peak	360.00	300	Vertical	Pass
2**	4308.500	39.21	-4.11	54.0	14.79	AV	360.00	300	Vertical	Pass
3	5744.500	98.80	-1.65	--	--	Peak	291.00	100	Vertical	N/A
3**	5744.500	91.35	-1.65	--	--	AV	291.00	100	Vertical	N/A
4	7517.500	53.20	2.00	74.0	20.80	Peak	79.00	200	Vertical	Pass
4**	7517.500	45.38	2.00	54.0	8.62	AV	79.00	200	Vertical	Pass
5	11190.575	51.74	-1.64	74.0	22.26	Peak	355.00	150	Vertical	Pass
5**	11190.575	42.03	-1.64	54.0	11.97	AV	355.00	150	Vertical	Pass
6	15838.050	51.76	-0.78	74.0	22.24	Peak	0.00	400	Vertical	Pass
6**	15838.050	41.50	-0.78	54.0	12.50	AV	0.00	400	Vertical	Pass

11n20, U-NII-3, 1 GHz to 18 GHz, Middle Channel, ANT H

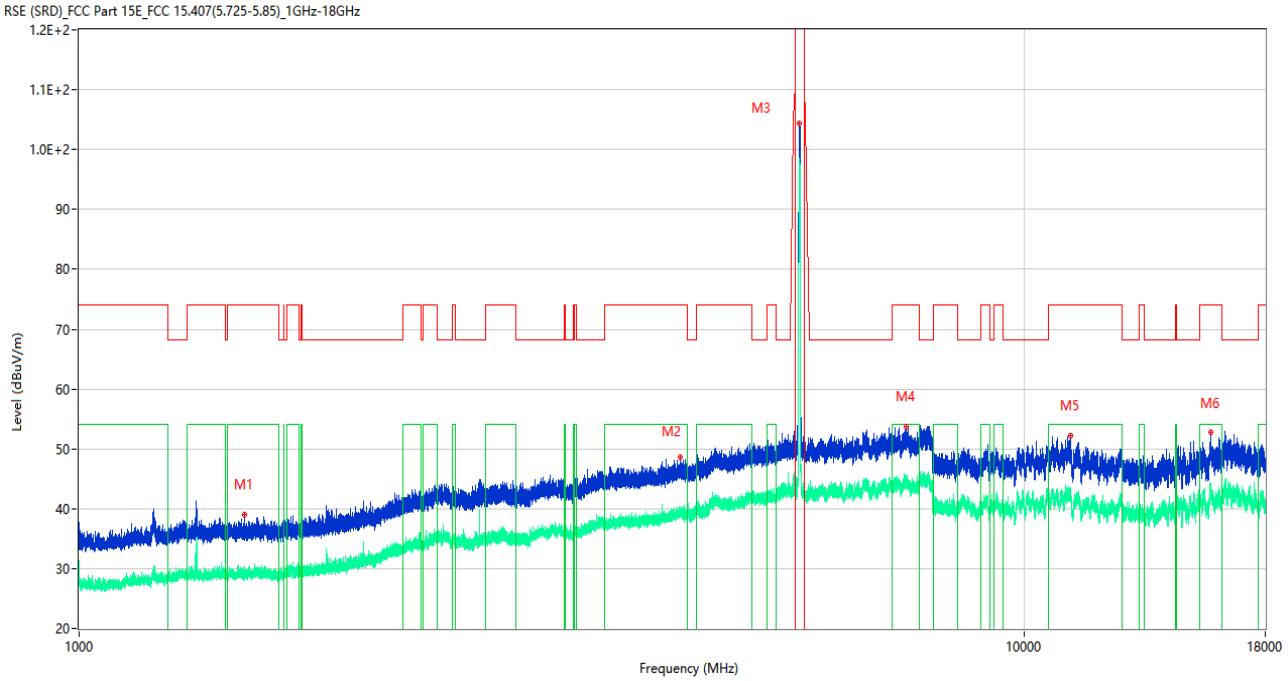

No.	Frequency (MHz)	Results (dBuV/m)	Factor (dB)	Limit (dBuV/m)	Margin (dB)	Detector	Table (Degree)	Height (cm)	Antenna	Verdict
1	1496.100	39.07	-16.78	74.0	34.93	Peak	275.00	100	Horizontal	Pass
1**	1496.100	28.53	-16.78	54.0	25.47	AV	275.00	100	Horizontal	Pass
2	4331.500	48.67	-4.25	74.0	25.33	Peak	150.00	200	Horizontal	Pass
2**	4331.500	39.50	-4.25	54.0	14.50	AV	150.00	200	Horizontal	Pass
3	5785.250	104.40	-1.71	--	--	Peak	23.00	150	Horizontal	N/A
3**	5785.250	98.54	-1.71	--	--	AV	23.00	150	Horizontal	N/A
4	7500.500	53.80	0.99	74.0	20.20	Peak	0.00	100	Horizontal	Pass
4**	7500.500	44.57	0.99	54.0	9.43	AV	0.00	100	Horizontal	Pass
5	11202.213	52.26	-1.86	74.0	21.74	Peak	71.00	200	Horizontal	Pass
5**	11202.213	42.02	-1.86	54.0	11.98	AV	71.00	200	Horizontal	Pass
6	15756.412	52.70	0.20	74.0	21.30	Peak	0.00	100	Horizontal	Pass
6**	15756.412	43.09	0.20	54.0	10.91	AV	0.00	100	Horizontal	Pass

11n20, U-NII-3, 1 GHz to 18 GHz, Middle Channel, ANT V

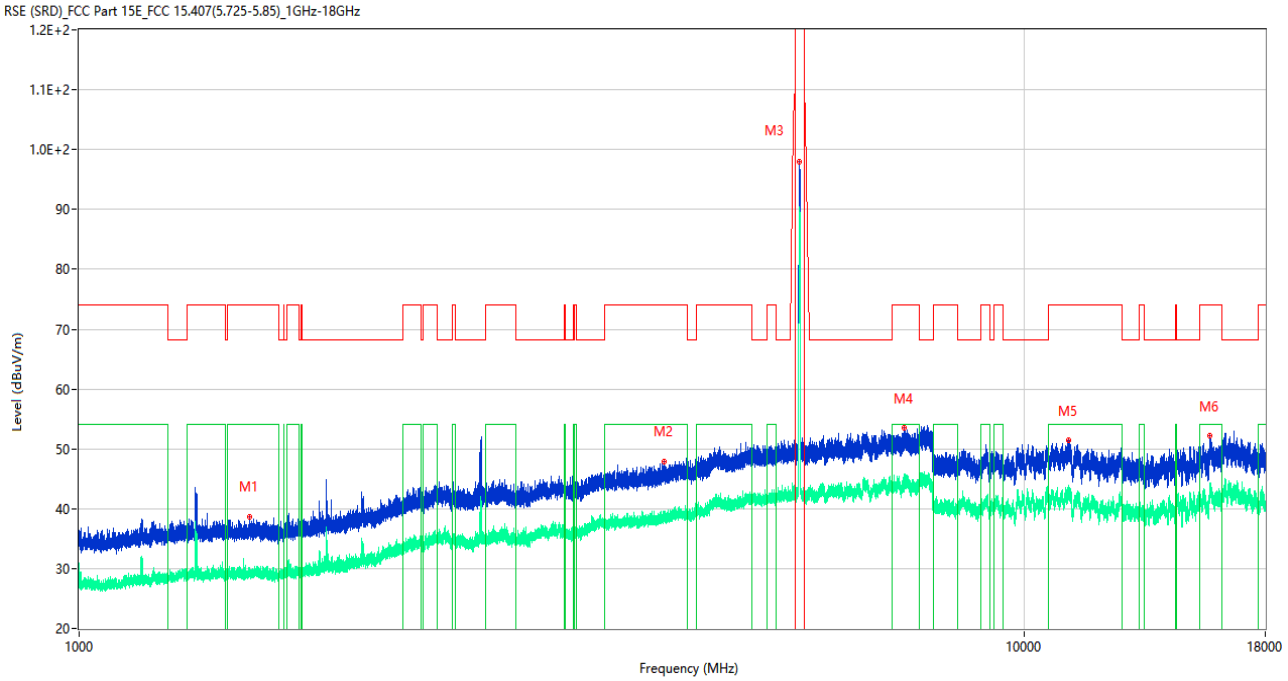

No.	Frequency (MHz)	Results (dBuV/m)	Factor (dB)	Limit (dBuV/m)	Margin (dB)	Detector	Table (Degree)	Height (cm)	Antenna	Verdict
1	1514.700	38.65	-16.57	74.0	35.35	Peak	90.00	100	Vertical	Pass
1**	1514.700	28.92	-16.57	54.0	25.08	AV	90.00	100	Vertical	Pass
2	4162.750	47.90	-4.84	74.0	26.10	Peak	355.00	150	Vertical	Pass
2**	4162.750	39.58	-4.84	54.0	14.42	AV	355.00	150	Vertical	Pass
3	5788.250	97.93	-1.76	--	--	Peak	279.00	100	Vertical	N/A
3**	5788.250	90.16	-1.76	--	--	AV	279.00	100	Vertical	N/A
4	7471.250	53.48	1.86	74.0	20.52	Peak	0.00	200	Vertical	Pass
4**	7471.250	44.49	1.86	54.0	9.51	AV	0.00	200	Vertical	Pass
5	11137.613	51.37	-0.96	74.0	22.63	Peak	305.00	100	Vertical	Pass
5**	11137.613	43.90	-0.96	54.0	10.10	AV	305.00	100	Vertical	Pass
6	15733.838	52.11	0.15	74.0	21.89	Peak	140.00	400	Vertical	Pass
6**	15733.838	43.55	0.15	54.0	10.45	AV	140.00	400	Vertical	Pass

11n20, U-NII-3, 1 GHz to 18 GHz, High Channel, ANT H

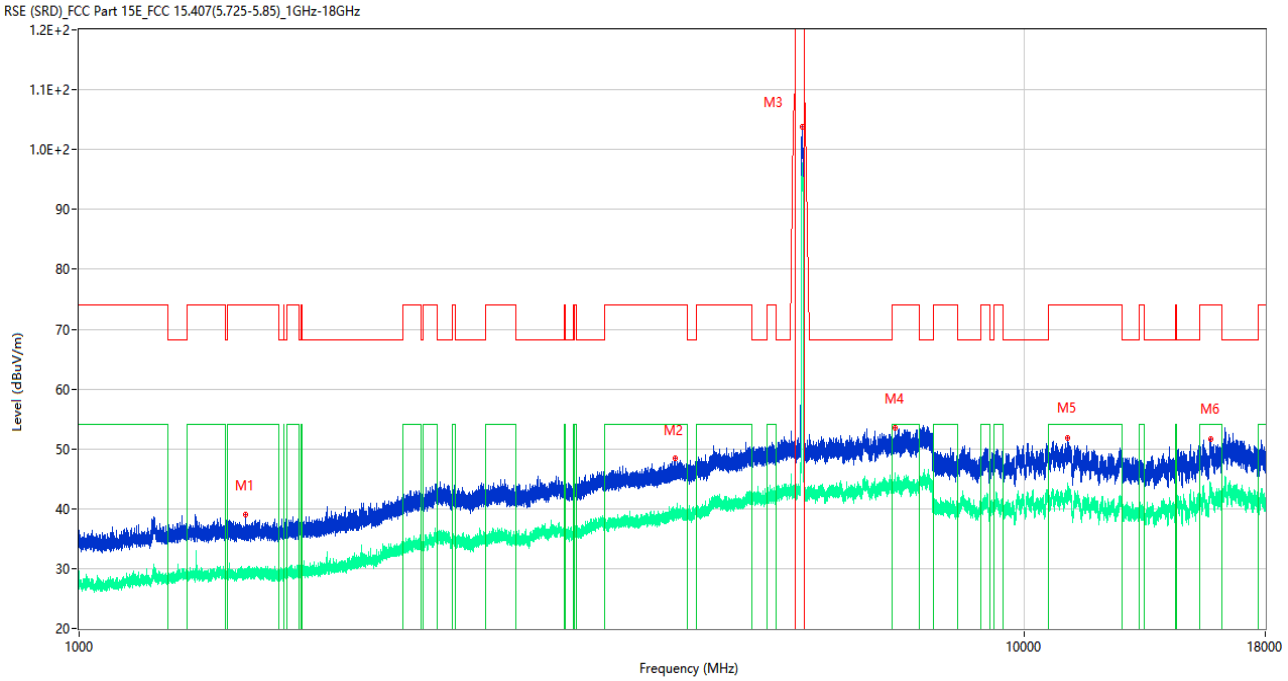

No.	Frequency (MHz)	Results (dBuV/m)	Factor (dB)	Limit (dBuV/m)	Margin (dB)	Detector	Table (Degree)	Height (cm)	Antenna	Verdict
1	1501.500	38.97	-16.73	74.0	35.03	Peak	334.00	100	Horizontal	Pass
1**	1501.500	28.50	-16.73	54.0	25.50	AV	334.00	100	Horizontal	Pass
2	4274.250	48.45	-4.11	74.0	25.55	Peak	179.00	400	Horizontal	Pass
2**	4274.250	38.48	-4.11	54.0	15.52	AV	179.00	400	Horizontal	Pass
3	5821.250	103.86	-1.61	--	--	Peak	45.00	150	Horizontal	N/A
3**	5821.250	95.75	-1.61	--	--	AV	45.00	150	Horizontal	N/A
4	7296.250	53.49	0.41	74.0	20.51	Peak	154.00	100	Horizontal	Pass
4**	7296.250	43.76	0.41	54.0	10.24	AV	154.00	100	Horizontal	Pass
5	11124.312	51.87	-0.98	74.0	22.13	Peak	317.00	200	Horizontal	Pass
5**	11124.312	42.23	-0.98	54.0	11.77	AV	317.00	200	Horizontal	Pass
6	15747.750	51.69	0.34	74.0	22.31	Peak	29.00	400	Horizontal	Pass
6**	15747.750	42.38	0.34	54.0	11.62	AV	29.00	400	Horizontal	Pass

11n20, U-NII-3, 1 GHz to 18 GHz, High Channel, ANT V

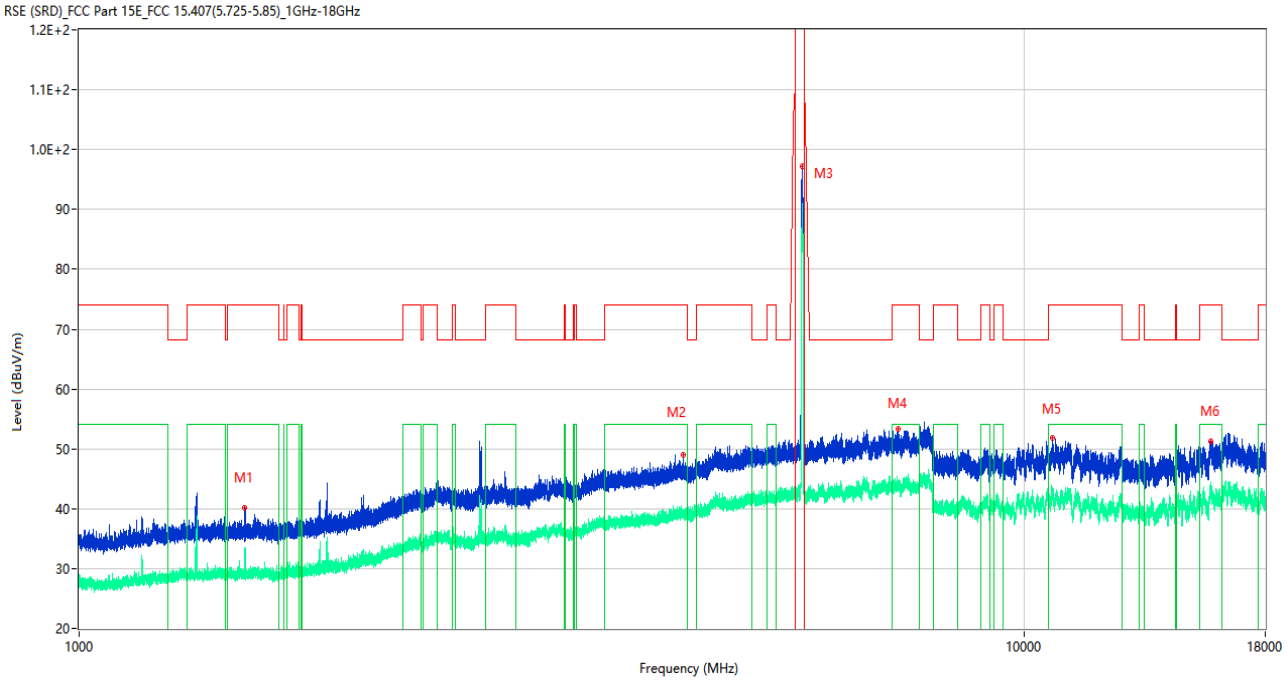

No.	Frequency (MHz)	Results (dBuV/m)	Factor (dB)	Limit (dBuV/m)	Margin (dB)	Detector	Table (Degree)	Height (cm)	Antenna	Verdict
1	1495.600	40.24	-16.81	74.0	33.76	Peak	320.00	100	Vertical	Pass
1**	1495.600	28.40	-16.81	54.0	25.60	AV	320.00	100	Vertical	Pass
2	4358.000	48.98	-3.82	74.0	25.02	Peak	223.00	300	Vertical	Pass
2**	4358.000	39.06	-3.82	54.0	14.94	AV	223.00	300	Vertical	Pass
3	5821.000	97.13	-1.58	--	--	Peak	289.00	200	Vertical	N/A
3**	5821.000	90.09	-1.58	--	--	AV	289.00	200	Vertical	N/A
4	7354.750	53.37	0.64	74.0	20.63	Peak	70.00	300	Vertical	Pass
4**	7354.750	43.78	0.64	54.0	10.22	AV	70.00	300	Vertical	Pass
5	10712.250	51.79	-2.24	74.0	22.21	Peak	222.00	150	Vertical	Pass
5**	10712.250	42.38	-2.24	54.0	11.62	AV	222.00	150	Vertical	Pass
6	15744.862	51.26	0.30	74.0	22.74	Peak	197.00	300	Vertical	Pass
6**	15744.862	43.63	0.30	54.0	10.37	AV	197.00	300	Vertical	Pass

11n40, U-NII-3, 1 GHz to 18 GHz, Low Channel, ANT H

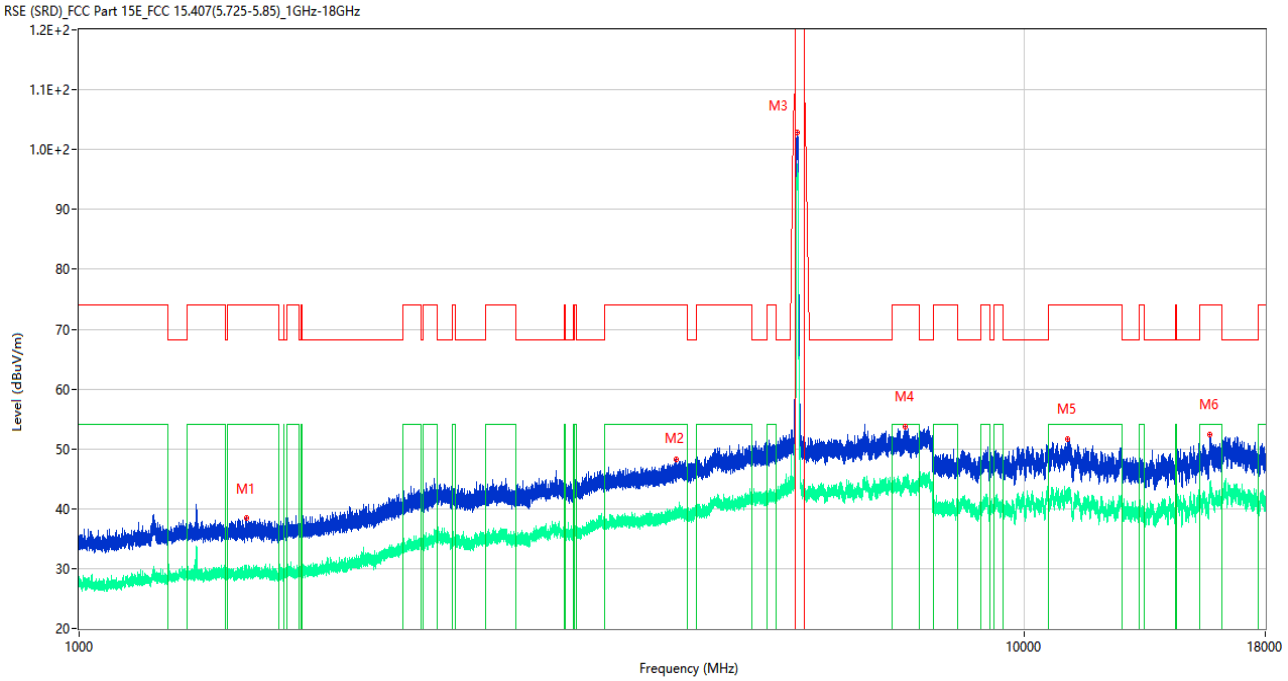

No.	Frequency (MHz)	Results (dBuV/m)	Factor (dB)	Limit (dBuV/m)	Margin (dB)	Detector	Table (Degree)	Height (cm)	Antenna	Verdict
1	1503.800	38.36	-16.69	74.0	35.64	Peak	257.00	200	Horizontal	Pass
1**	1503.800	28.78	-16.69	54.0	25.22	AV	257.00	200	Horizontal	Pass
2	4282.250	48.21	-4.44	74.0	25.79	Peak	65.00	400	Horizontal	Pass
2**	4282.250	38.41	-4.44	54.0	15.59	AV	65.00	400	Horizontal	Pass
3	5749.000	102.77	-1.51	--	--	Peak	48.00	150	Horizontal	N/A
3**	5749.000	94.97	-1.51	--	--	AV	48.00	150	Horizontal	N/A
4	7484.750	53.76	1.47	74.0	20.24	Peak	237.00	100	Horizontal	Pass
4**	7484.750	44.46	1.47	54.0	9.54	AV	237.00	100	Horizontal	Pass
5	11123.599	51.66	-0.98	74.0	22.34	Peak	137.00	150	Horizontal	Pass
5**	11123.599	42.38	-0.98	54.0	11.62	AV	137.00	150	Horizontal	Pass
6	15730.688	52.43	0.11	74.0	21.57	Peak	257.00	100	Horizontal	Pass
6**	15730.688	42.80	0.11	54.0	11.20	AV	257.00	100	Horizontal	Pass

11n40, U-NII-3, 1 GHz to 18 GHz, Low Channel, ANT V

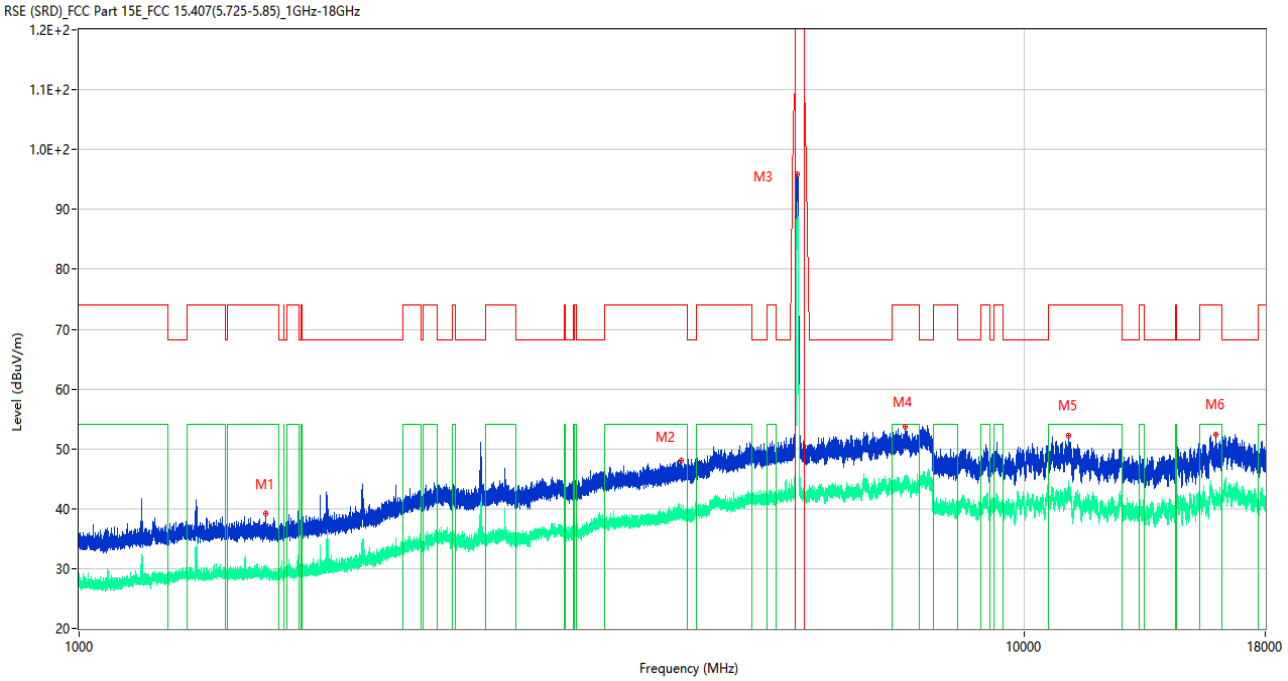

No.	Frequency (MHz)	Results (dBuV/m)	Factor (dB)	Limit (dBuV/m)	Margin (dB)	Detector	Table (Degree)	Height (cm)	Antenna	Verdict
1	1574.700	39.15	-16.46	74.0	34.85	Peak	259.00	400	Vertical	Pass
1**	1574.700	29.67	-16.46	54.0	24.33	AV	259.00	400	Vertical	Pass
2	4341.250	48.15	-4.05	74.0	25.85	Peak	29.00	300	Vertical	Pass
2**	4341.250	39.26	-4.05	54.0	14.74	AV	29.00	300	Vertical	Pass
3	5755.000	95.93	-1.19	--	--	Peak	282.00	150	Vertical	N/A
3**	5755.000	90.42	-1.19	--	--	AV	282.00	150	Vertical	N/A
4	7491.750	53.72	1.25	74.0	20.28	Peak	0.00	400	Vertical	Pass
4**	7491.750	44.12	1.25	54.0	9.88	AV	0.00	400	Vertical	Pass
5	11136.425	52.21	-0.96	74.0	21.79	Peak	127.00	200	Vertical	Pass
5**	11136.425	44.60	-0.96	54.0	9.40	AV	127.00	200	Vertical	Pass
6	15962.213	52.41	-0.69	74.0	21.59	Peak	254.00	100	Vertical	Pass
6**	15962.213	43.19	-0.69	54.0	10.81	AV	254.00	100	Vertical	Pass

11n40, U-NII-3, 1 GHz to 18 GHz, High Channel, ANT H

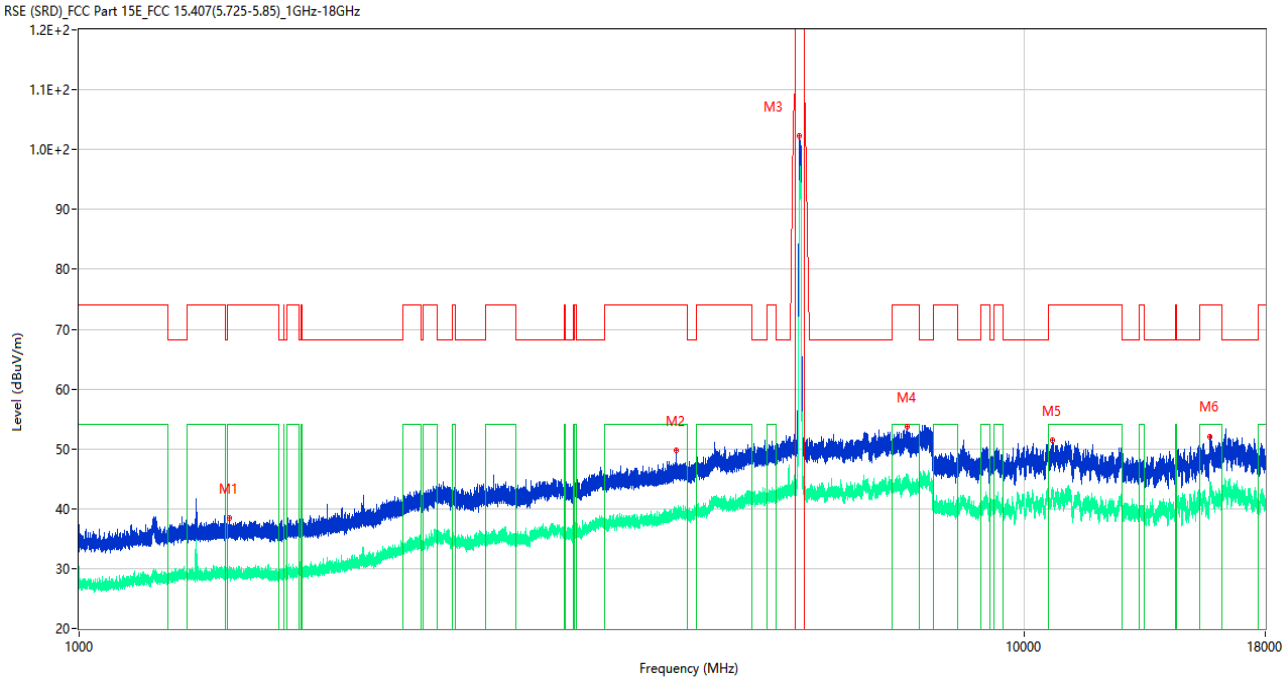

No.	Frequency (MHz)	Results (dBuV/m)	Factor (dB)	Limit (dBuV/m)	Margin (dB)	Detector	Table (Degree)	Height (cm)	Antenna	Verdict
1	1443.200	38.42	-16.44	74.0	35.58	Peak	0.00	100	Horizontal	Pass
1**	1443.200	29.15	-16.44	54.0	24.85	AV	0.00	100	Horizontal	Pass
2	4281.750	49.71	-4.43	74.0	24.29	Peak	106.00	400	Horizontal	Pass
2**	4281.750	38.80	-4.43	54.0	15.20	AV	106.00	400	Horizontal	Pass
3	5788.250	102.38	-1.76	--	--	Peak	47.00	200	Horizontal	N/A
3**	5788.250	94.45	-1.76	--	--	AV	47.00	200	Horizontal	N/A
4	7515.250	53.65	1.99	74.0	20.35	Peak	0.00	400	Horizontal	Pass
4**	7515.250	44.34	1.99	54.0	9.66	AV	0.00	400	Horizontal	Pass
5	10729.349	51.39	-1.97	74.0	22.61	Peak	220.00	100	Horizontal	Pass
5**	10729.349	42.43	-1.97	54.0	11.57	AV	220.00	100	Horizontal	Pass
6	15743.025	52.11	0.28	74.0	21.89	Peak	130.00	200	Horizontal	Pass
6**	15743.025	42.57	0.28	54.0	11.43	AV	130.00	200	Horizontal	Pass

11n40, U-NII-3, 1 GHz to 18 GHz, High Channel, ANT V

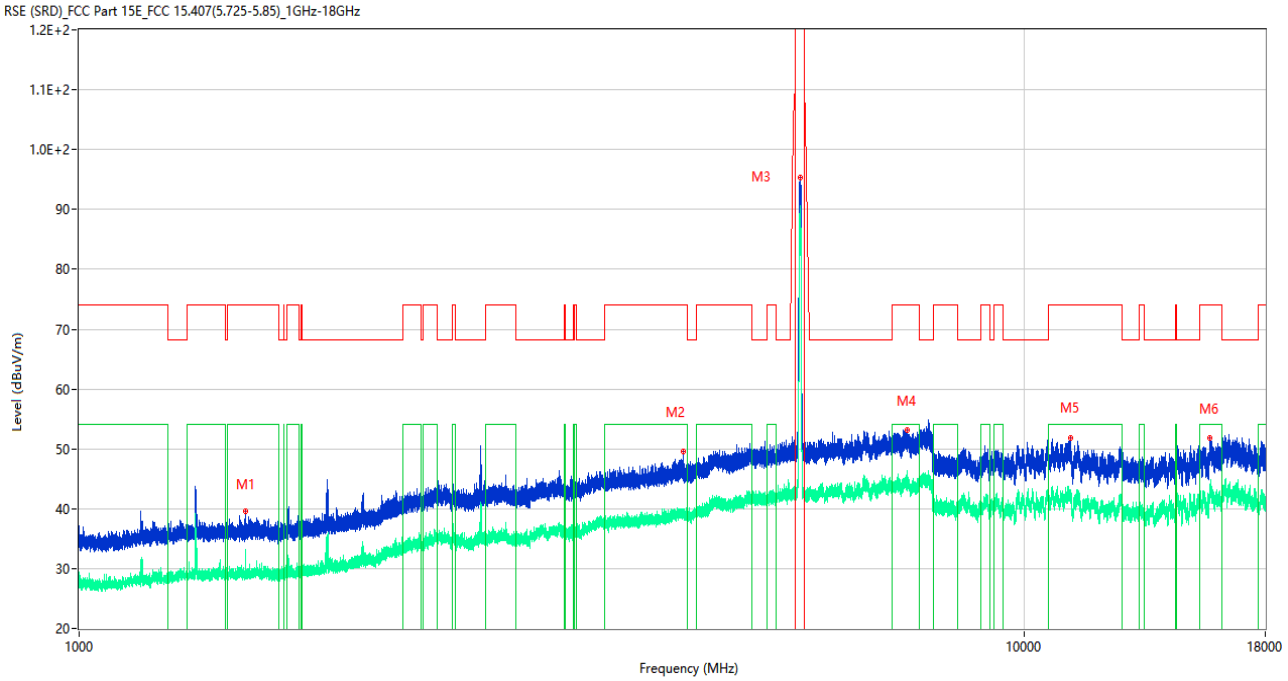

No.	Frequency (MHz)	Results (dBuV/m)	Factor (dB)	Limit (dBuV/m)	Margin (dB)	Detector	Table (Degree)	Height (cm)	Antenna	Verdict
1	1499.300	39.66	-16.61	74.0	34.34	Peak	329.00	200	Vertical	Pass
1**	1499.300	33.09	-16.61	54.0	20.91	AV	329.00	200	Vertical	Pass
2	4358.000	49.52	-3.82	74.0	24.48	Peak	138.00	100	Vertical	Pass
2**	4358.000	39.18	-3.82	54.0	14.82	AV	138.00	100	Vertical	Pass
3	5794.750	95.40	-1.80	--	--	Peak	283.00	100	Vertical	N/A
3**	5794.750	89.57	-1.80	--	--	AV	283.00	100	Vertical	N/A
4	7527.750	53.11	2.10	74.0	20.89	Peak	301.00	200	Vertical	Pass
4**	7527.750	43.94	2.10	54.0	10.06	AV	301.00	200	Vertical	Pass
5	11197.938	51.86	-1.76	74.0	22.14	Peak	0.00	150	Vertical	Pass
5**	11197.938	42.33	-1.76	54.0	11.67	AV	0.00	150	Vertical	Pass
6	15734.625	51.77	0.16	74.0	22.23	Peak	330.00	100	Vertical	Pass
6**	15734.625	42.73	0.16	54.0	11.27	AV	330.00	100	Vertical	Pass

11ac20, U-NII-3, 1 GHz to 18 GHz, Low Channel, ANT H

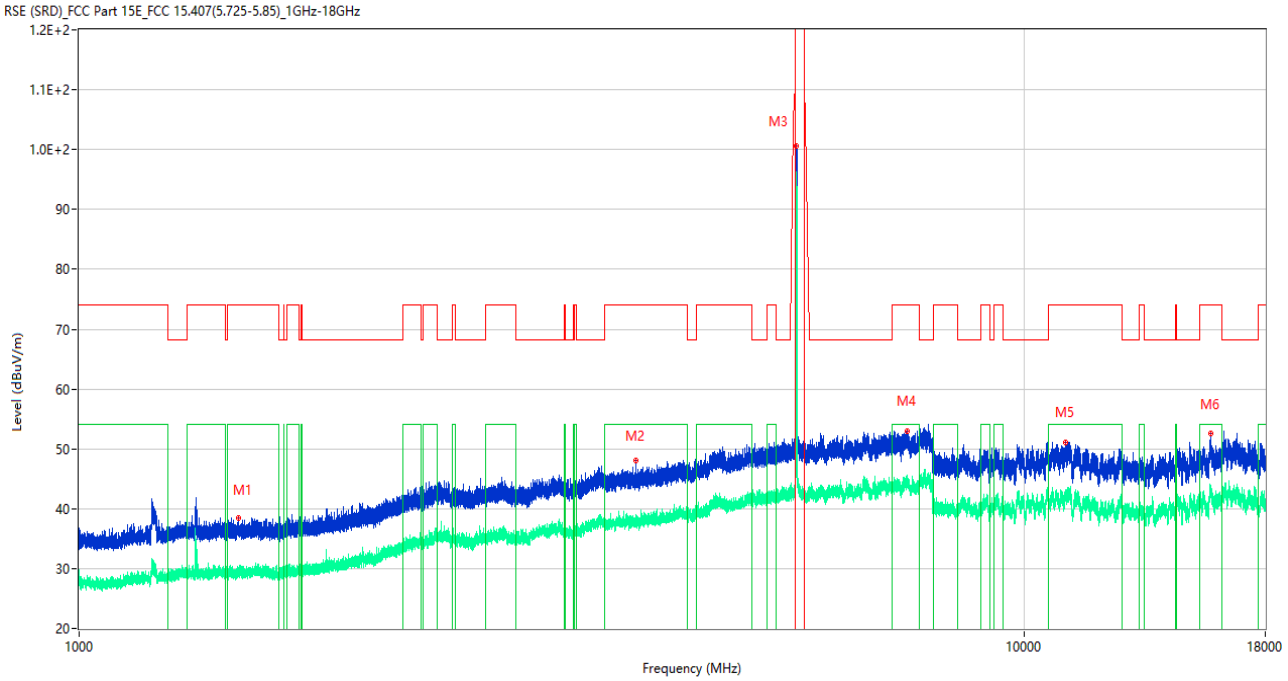

No.	Frequency (MHz)	Results (dBuV/m)	Factor (dB)	Limit (dBuV/m)	Margin (dB)	Detector	Table (Degree)	Height (cm)	Antenna	Verdict
1	1476.200	38.50	-16.51	74.0	35.50	Peak	39.00	100	Horizontal	Pass
1**	1476.200	28.65	-16.51	54.0	25.35	AV	39.00	100	Horizontal	Pass
2	3886.000	48.08	-5.12	74.0	25.92	Peak	350.00	100	Horizontal	Pass
2**	3886.000	38.00	-5.12	54.0	16.00	AV	350.00	100	Horizontal	Pass
3	5745.000	100.68	-1.61	--	--	Peak	13.00	100	Horizontal	N/A
3**	5745.000	94.29	-1.61	--	--	AV	13.00	100	Horizontal	N/A
4	7523.000	53.03	2.27	74.0	20.97	Peak	206.00	300	Horizontal	Pass
4**	7523.000	45.04	2.27	54.0	8.96	AV	206.00	300	Horizontal	Pass
5	11071.112	51.10	-1.55	74.0	22.90	Peak	329.00	200	Horizontal	Pass
5**	11071.112	41.57	-1.55	54.0	12.43	AV	329.00	200	Horizontal	Pass
6	15762.450	52.55	0.03	74.0	21.45	Peak	148.00	100	Horizontal	Pass
6**	15762.450	43.06	0.03	54.0	10.94	AV	148.00	100	Horizontal	Pass

11ac20, U-NII-3, 1 GHz to 18 GHz, Low Channel, ANT V

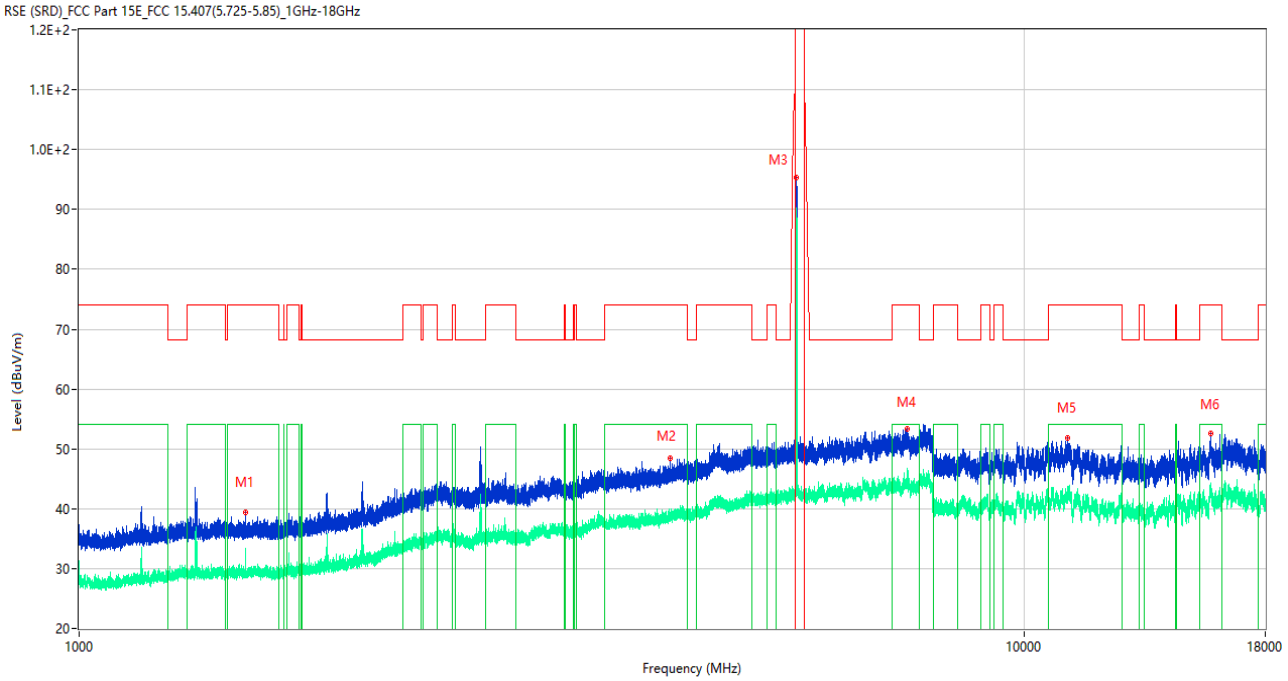

No.	Frequency (MHz)	Results (dBuV/m)	Factor (dB)	Limit (dBuV/m)	Margin (dB)	Detector	Table (Degree)	Height (cm)	Antenna	Verdict
1	1498.400	39.45	-16.60	74.0	34.55	Peak	319.00	100	Vertical	Pass
1**	1498.400	31.18	-16.60	54.0	22.82	AV	319.00	100	Vertical	Pass
2	4221.000	48.40	-4.55	74.0	25.60	Peak	231.00	100	Vertical	Pass
2**	4221.000	38.38	-4.55	54.0	15.62	AV	231.00	100	Vertical	Pass
3	5739.500	95.37	-1.68	--	--	Peak	223.00	100	Vertical	N/A
3**	5739.500	88.71	-1.68	--	--	AV	223.00	100	Vertical	N/A
4	7513.000	53.43	1.79	74.0	20.57	Peak	21.00	300	Vertical	Pass
4**	7513.000	44.64	1.79	54.0	9.36	AV	21.00	300	Vertical	Pass
5	11132.387	51.87	-0.97	74.0	22.13	Peak	243.00	150	Vertical	Pass
5**	11132.387	43.32	-0.97	54.0	10.68	AV	243.00	150	Vertical	Pass
6	15745.912	52.52	0.32	74.0	21.48	Peak	235.00	400	Vertical	Pass
6**	15745.912	43.67	0.32	54.0	10.33	AV	235.00	400	Vertical	Pass

11ac20, U-NII-3, 1 GHz to 18 GHz, Middle Channel, ANT H

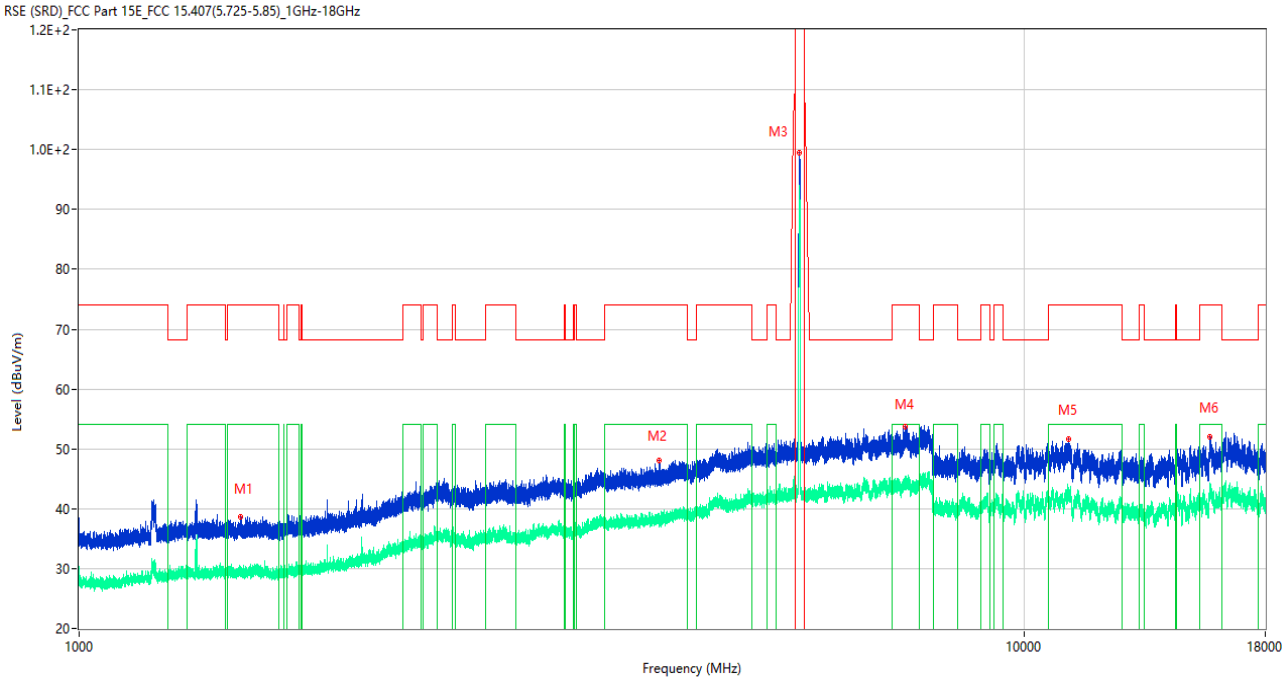

No.	Frequency (MHz)	Results (dBuV/m)	Factor (dB)	Limit (dBuV/m)	Margin (dB)	Detector	Table (Degree)	Height (cm)	Antenna	Verdict
1	1481.500	38.73	-16.42	74.0	35.27	Peak	347.00	400	Horizontal	Pass
1**	1481.500	29.38	-16.42	54.0	24.62	AV	347.00	400	Horizontal	Pass
2	4107.250	48.13	-4.90	74.0	25.87	Peak	304.00	300	Horizontal	Pass
2**	4107.250	38.72	-4.90	54.0	15.28	AV	304.00	300	Horizontal	Pass
3	5777.750	99.43	-1.25	--	--	Peak	170.00	100	Horizontal	N/A
3**	5777.750	91.34	-1.25	--	--	AV	170.00	100	Horizontal	N/A
4	7492.000	53.71	1.25	74.0	20.29	Peak	170.00	100	Horizontal	Pass
4**	7492.000	44.12	1.25	54.0	9.88	AV	170.00	100	Horizontal	Pass
5	11140.700	51.58	-0.96	74.0	22.42	Peak	292.00	150	Horizontal	Pass
5**	11140.700	42.93	-0.96	54.0	11.07	AV	292.00	150	Horizontal	Pass
6	15742.238	51.98	0.27	74.0	22.02	Peak	357.00	300	Horizontal	Pass
6**	15742.238	43.18	0.27	54.0	10.82	AV	357.00	300	Horizontal	Pass

11ac20, U-NII-3, 1 GHz to 18 GHz, Middle Channel, ANT V

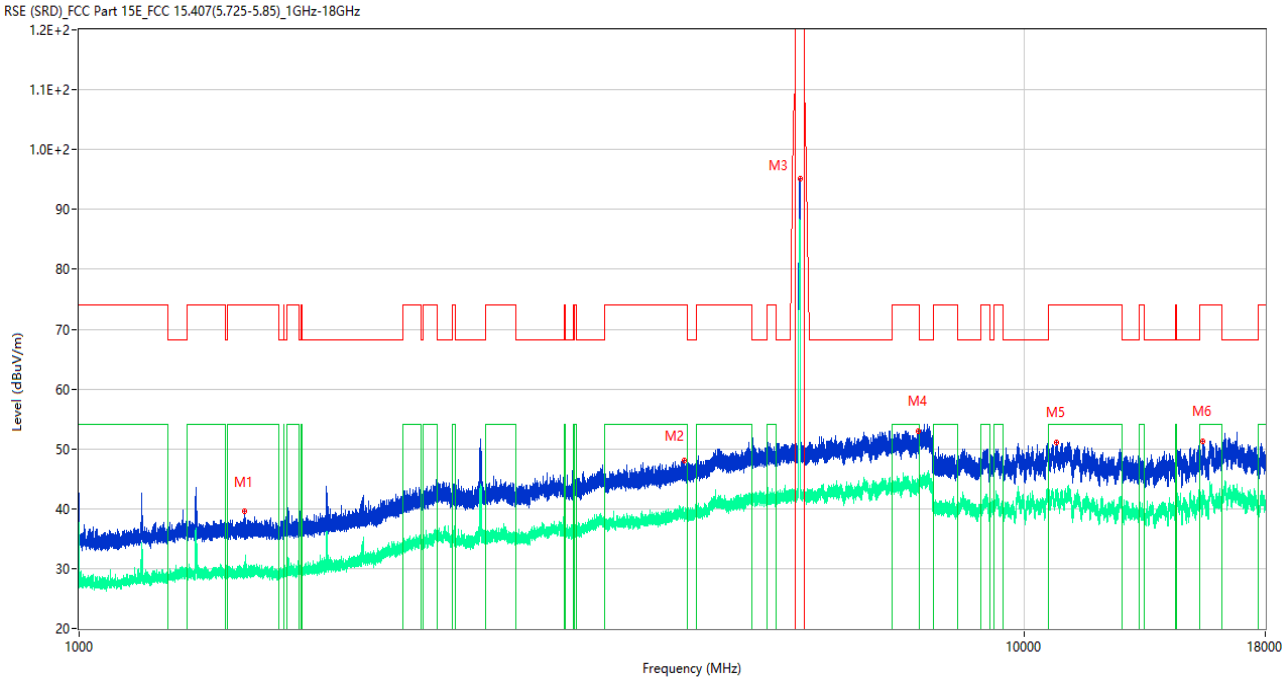

No.	Frequency (MHz)	Results (dBuV/m)	Factor (dB)	Limit (dBuV/m)	Margin (dB)	Detector	Table (Degree)	Height (cm)	Antenna	Verdict
1	1495.400	39.52	-16.82	74.0	34.48	Peak	342.00	300	Vertical	Pass
1**	1495.400	29.01	-16.82	54.0	24.99	AV	342.00	300	Vertical	Pass
2	4372.000	48.15	-4.27	74.0	25.85	Peak	204.00	400	Vertical	Pass
2**	4372.000	38.24	-4.27	54.0	15.76	AV	204.00	400	Vertical	Pass
3	5790.250	95.23	-1.79	--	--	Peak	221.00	150	Vertical	N/A
3**	5790.250	87.91	-1.79	--	--	AV	221.00	150	Vertical	N/A
4	7734.000	53.03	1.24	74.0	20.97	Peak	82.00	200	Vertical	Pass
4**	7734.000	43.23	1.24	54.0	10.77	AV	82.00	200	Vertical	Pass
5	10823.875	51.15	-2.45	74.0	22.85	Peak	243.00	150	Vertical	Pass
5**	10823.875	41.83	-2.45	54.0	12.17	AV	243.00	150	Vertical	Pass
6	15470.812	51.29	-0.33	74.0	22.71	Peak	72.00	300	Vertical	Pass
6**	15470.812	41.86	-0.33	54.0	12.14	AV	72.00	300	Vertical	Pass

11ac20, U-NII-3, 1 GHz to 18 GHz, High Channel, ANT H

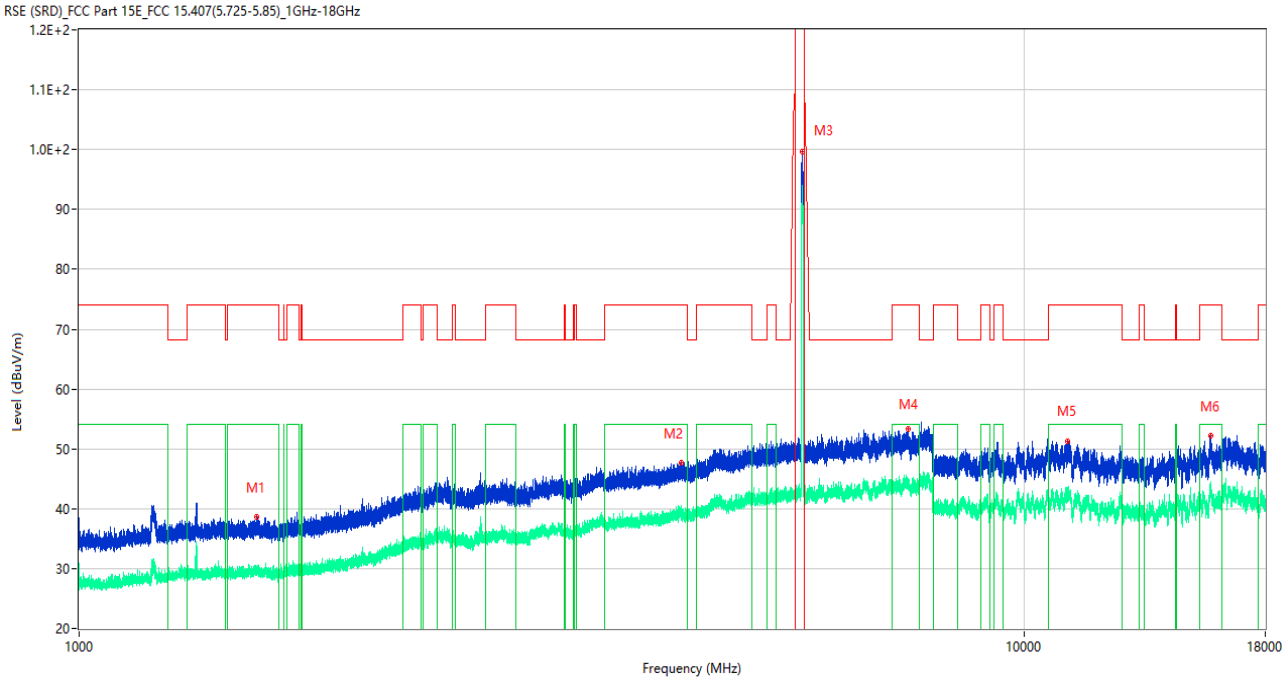

No.	Frequency (MHz)	Results (dBuV/m)	Factor (dB)	Limit (dBuV/m)	Margin (dB)	Detector	Table (Degree)	Height (cm)	Antenna	Verdict
1	1542.100	38.62	-16.50	74.0	35.38	Peak	241.00	200	Horizontal	Pass
1**	1542.100	29.53	-16.50	54.0	24.47	AV	241.00	200	Horizontal	Pass
2	4333.000	47.73	-4.32	74.0	26.27	Peak	352.00	200	Horizontal	Pass
2**	4333.000	39.09	-4.32	54.0	14.91	AV	352.00	200	Horizontal	Pass
3	5825.000	99.60	-1.74	--	--	Peak	169.00	150	Horizontal	N/A
3**	5825.000	92.62	-1.74	--	--	AV	169.00	150	Horizontal	N/A
4	7537.250	53.39	2.15	74.0	20.61	Peak	126.00	400	Horizontal	Pass
4**	7537.250	44.06	2.15	54.0	9.94	AV	126.00	400	Horizontal	Pass
5	11130.013	51.36	-0.97	74.0	22.64	Peak	20.00	150	Horizontal	Pass
5**	11130.013	42.72	-0.97	54.0	11.28	AV	20.00	150	Horizontal	Pass
6	15761.925	52.15	0.05	74.0	21.85	Peak	325.00	200	Horizontal	Pass
6**	15761.925	43.14	0.05	54.0	10.86	AV	325.00	200	Horizontal	Pass

11ac20, U-NII-3, 1 GHz to 18 GHz, High Channel, ANT V

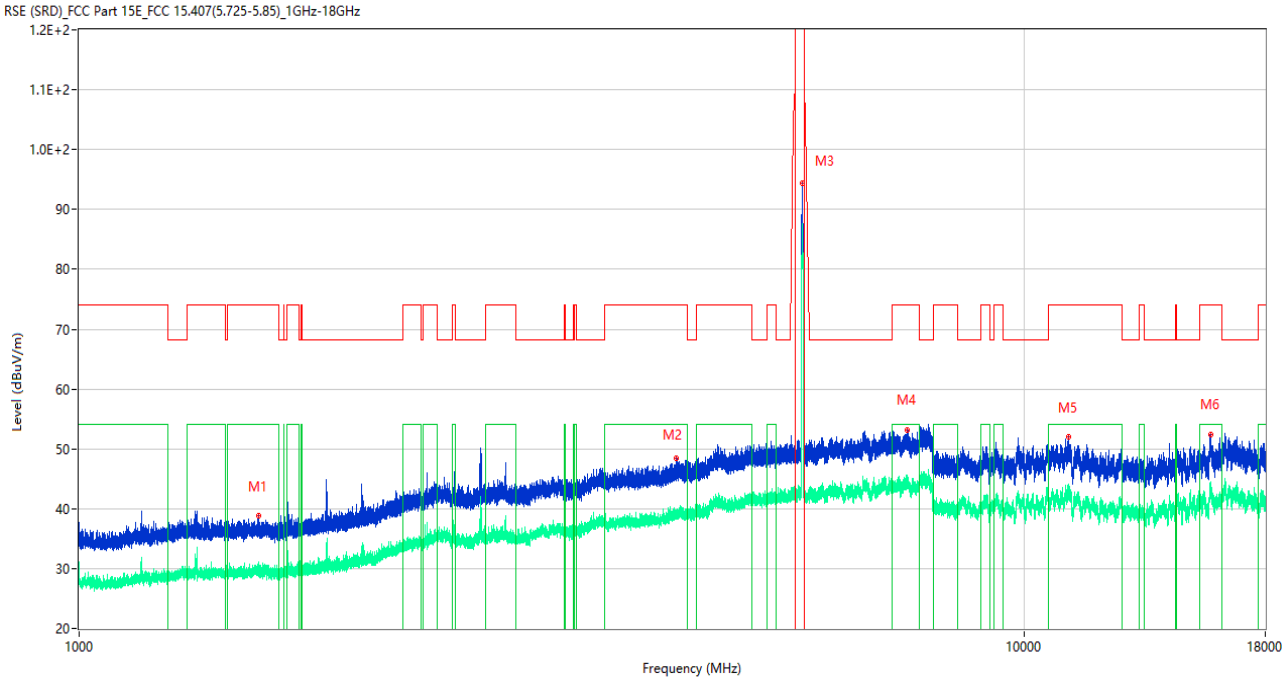

No.	Frequency (MHz)	Results (dBuV/m)	Factor (dB)	Limit (dBuV/m)	Margin (dB)	Detector	Table (Degree)	Height (cm)	Antenna	Verdict
1	1549.500	38.77	-16.64	74.0	35.23	Peak	286.00	100	Vertical	Pass
1**	1549.500	28.88	-16.64	54.0	25.12	AV	286.00	100	Vertical	Pass
2	4285.000	48.50	-4.36	74.0	25.50	Peak	311.00	100	Vertical	Pass
2**	4285.000	39.40	-4.36	54.0	14.60	AV	311.00	100	Vertical	Pass
3	5821.500	94.40	-1.65	--	--	Peak	221.00	150	Vertical	N/A
3**	5821.500	87.21	-1.65	--	--	AV	221.00	150	Vertical	N/A
4	7515.000	53.24	1.97	74.0	20.76	Peak	213.00	200	Vertical	Pass
4**	7515.000	44.47	1.97	54.0	9.53	AV	213.00	200	Vertical	Pass
5	11133.813	51.98	-0.97	74.0	22.02	Peak	266.00	150	Vertical	Pass
5**	11133.813	42.97	-0.97	54.0	11.03	AV	266.00	150	Vertical	Pass
6	15754.575	52.38	0.25	74.0	21.62	Peak	187.00	200	Vertical	Pass
6**	15754.575	43.62	0.25	54.0	10.38	AV	187.00	200	Vertical	Pass

11ac40, U-NII-3, 1 GHz to 18 GHz, Low Channel, ANT H

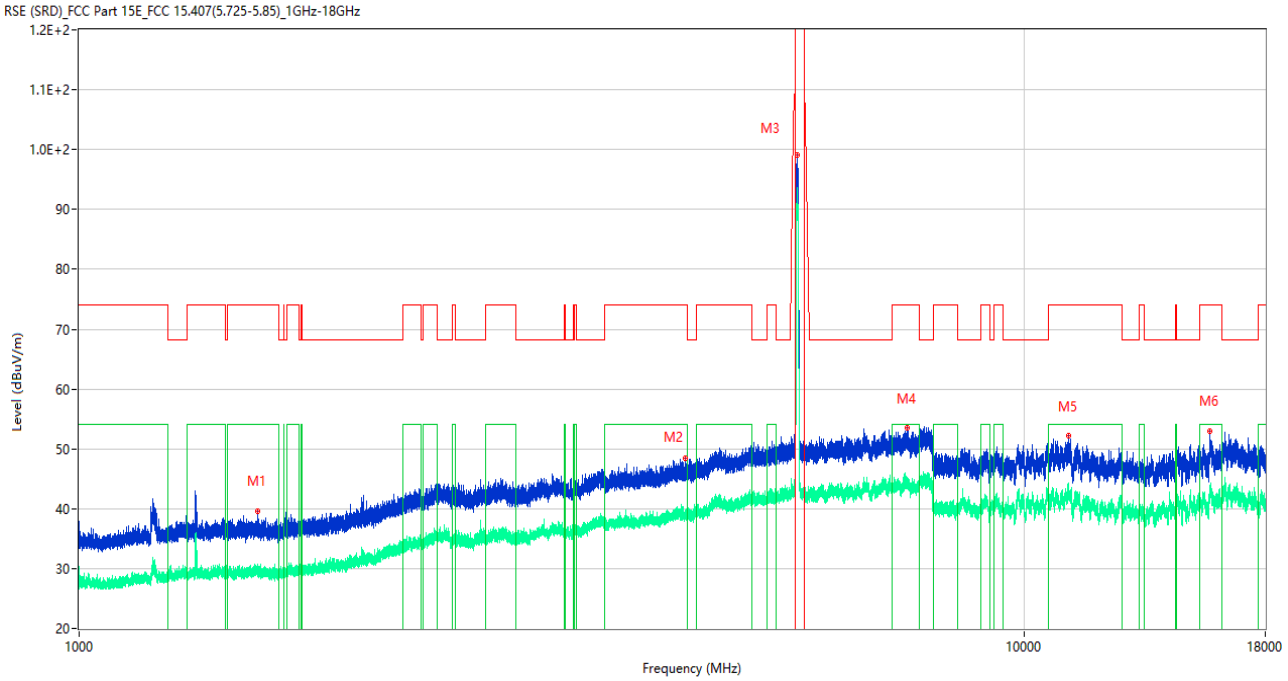

No.	Frequency (MHz)	Results (dBuV/m)	Factor (dB)	Limit (dBuV/m)	Margin (dB)	Detector	Table (Degree)	Height (cm)	Antenna	Verdict
1	1545.500	39.59	-16.45	74.0	34.41	Peak	90.00	100	Horizontal	Pass
1**	1545.500	29.87	-16.45	54.0	24.13	AV	90.00	100	Horizontal	Pass
2	4380.500	48.50	-4.14	74.0	25.50	Peak	318.00	200	Horizontal	Pass
2**	4380.500	39.67	-4.14	54.0	14.33	AV	318.00	200	Horizontal	Pass
3	5751.750	99.06	-1.25	--	--	Peak	170.00	150	Horizontal	N/A
3**	5751.750	91.20	-1.25	--	--	AV	170.00	150	Horizontal	N/A
4	7528.500	53.44	2.18	74.0	20.56	Peak	282.00	400	Horizontal	Pass
4**	7528.500	43.86	2.18	54.0	10.14	AV	282.00	400	Horizontal	Pass
5	11133.100	52.17	-0.97	74.0	21.83	Peak	144.00	100	Horizontal	Pass
5**	11133.100	42.68	-0.97	54.0	11.32	AV	144.00	100	Horizontal	Pass
6	15738.299	52.95	0.21	74.0	21.05	Peak	299.00	200	Horizontal	Pass
6**	15738.299	42.95	0.21	54.0	11.05	AV	299.00	200	Horizontal	Pass

11ac40, U-NII-3, 1 GHz to 18 GHz, Low Channel, ANT V

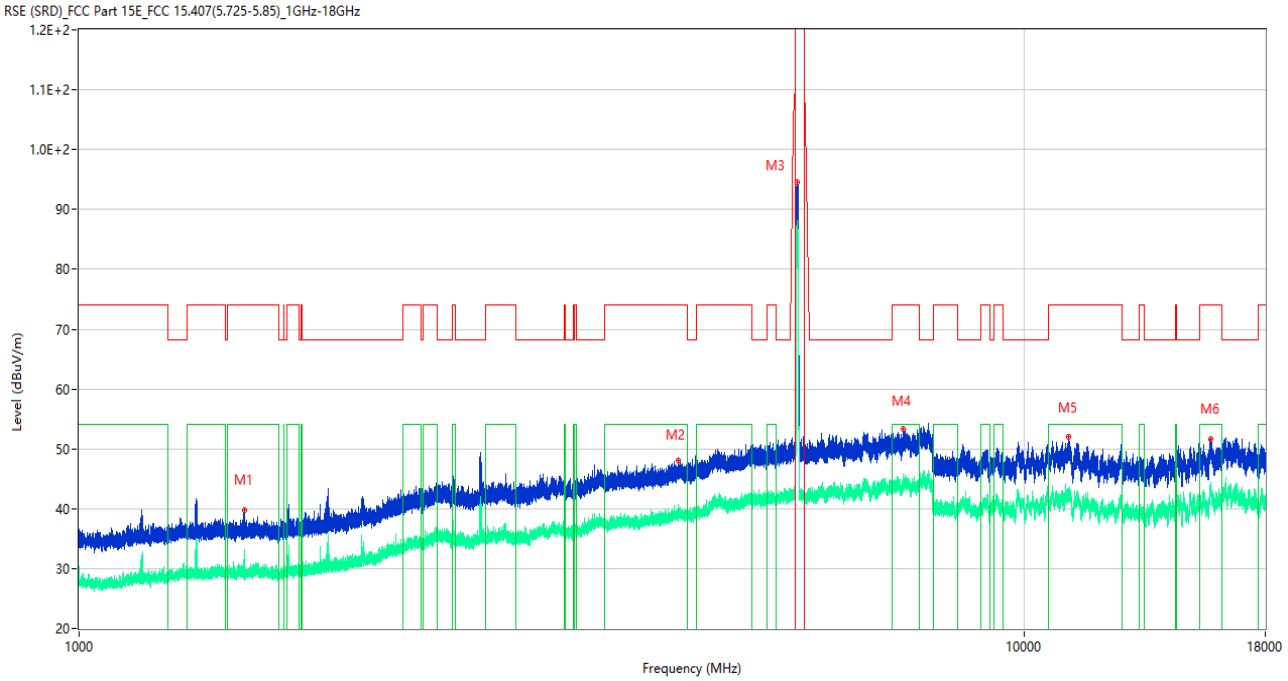

No.	Frequency (MHz)	Results (dBuV/m)	Factor (dB)	Limit (dBuV/m)	Margin (dB)	Detector	Table (Degree)	Height (cm)	Antenna	Verdict
1	1496.800	39.83	-16.72	74.0	34.17	Peak	296.00	100	Vertical	Pass
1**	1496.800	28.68	-16.72	54.0	25.32	AV	296.00	100	Vertical	Pass
2	4310.750	48.14	-4.12	74.0	25.86	Peak	282.00	100	Vertical	Pass
2**	4310.750	39.08	-4.12	54.0	14.92	AV	282.00	100	Vertical	Pass
3	5749.000	94.60	-1.51	--	--	Peak	221.00	100	Vertical	N/A
3**	5749.000	87.23	-1.51	--	--	AV	221.00	100	Vertical	N/A
4	7455.500	53.39	1.53	74.0	20.61	Peak	301.00	200	Vertical	Pass
4**	7455.500	43.90	1.53	54.0	10.10	AV	301.00	200	Vertical	Pass
5	11140.700	52.00	-0.96	74.0	22.00	Peak	168.00	150	Vertical	Pass
5**	11140.700	42.15	-0.96	54.0	11.85	AV	168.00	150	Vertical	Pass
6	15773.737	51.71	-0.28	74.0	22.29	Peak	98.00	100	Vertical	Pass
6**	15773.737	42.37	-0.28	54.0	11.63	AV	98.00	100	Vertical	Pass

11ac40, U-NII-3, 1 GHz to 18 GHz, High Channel, ANT H

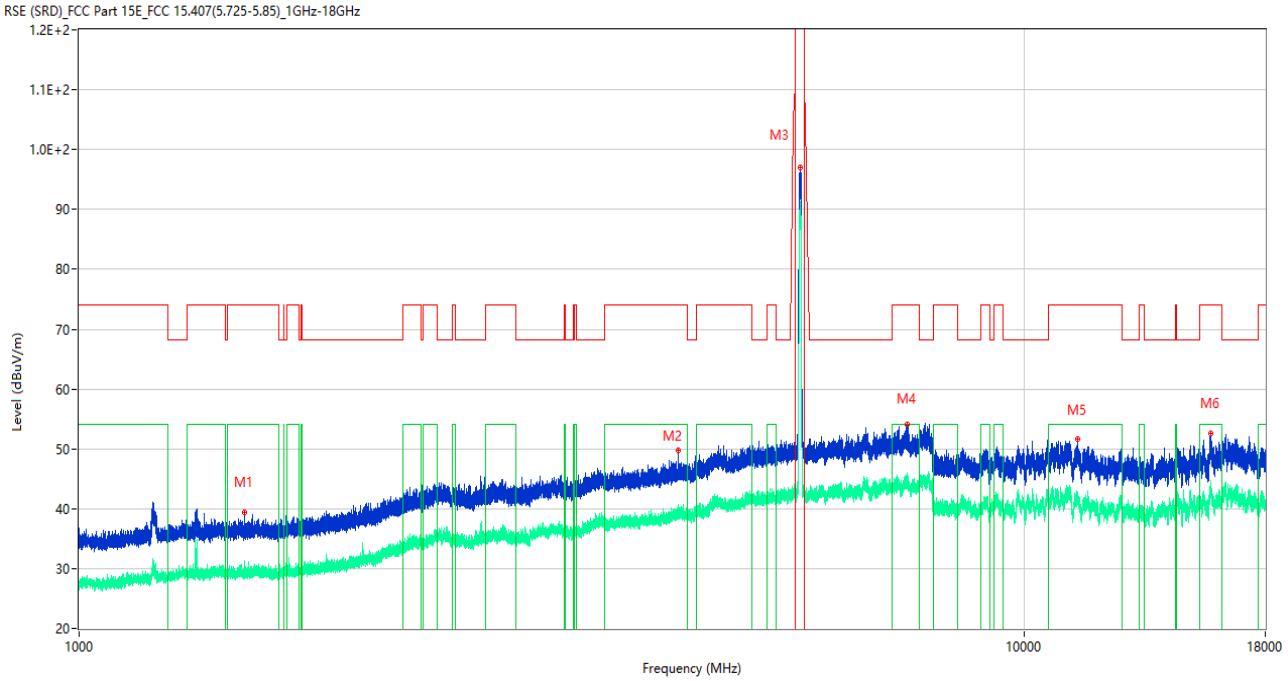

No.	Frequency (MHz)	Results (dBuV/m)	Factor (dB)	Limit (dBuV/m)	Margin (dB)	Detector	Table (Degree)	Height (cm)	Antenna	Verdict
1	1495.700	39.44	-16.80	74.0	34.56	Peak	83.00	200	Horizontal	Pass
1**	1495.700	28.95	-16.80	54.0	25.05	AV	83.00	200	Horizontal	Pass
2	4306.750	49.71	-4.04	74.0	24.29	Peak	92.00	200	Horizontal	Pass
2**	4306.750	39.45	-4.04	54.0	14.55	AV	92.00	200	Horizontal	Pass
3	5791.500	96.94	-1.75	--	--	Peak	172.00	150	Horizontal	N/A
3**	5791.500	89.62	-1.75	--	--	AV	172.00	150	Horizontal	N/A
4	7514.500	54.11	1.93	74.0	19.89	Peak	360.00	300	Horizontal	Pass
4**	7514.500	45.32	1.93	54.0	8.68	AV	360.00	300	Horizontal	Pass
5	11387.225	51.61	-1.70	74.0	22.39	Peak	107.00	200	Horizontal	Pass
5**	11387.225	41.75	-1.70	54.0	12.25	AV	107.00	200	Horizontal	Pass
6	15767.963	52.67	-0.12	74.0	21.33	Peak	336.00	200	Horizontal	Pass
6**	15767.963	42.71	-0.12	54.0	11.29	AV	336.00	200	Horizontal	Pass

11ac40, U-NII-3, 1 GHz to 18 GHz, High Channel, ANT V

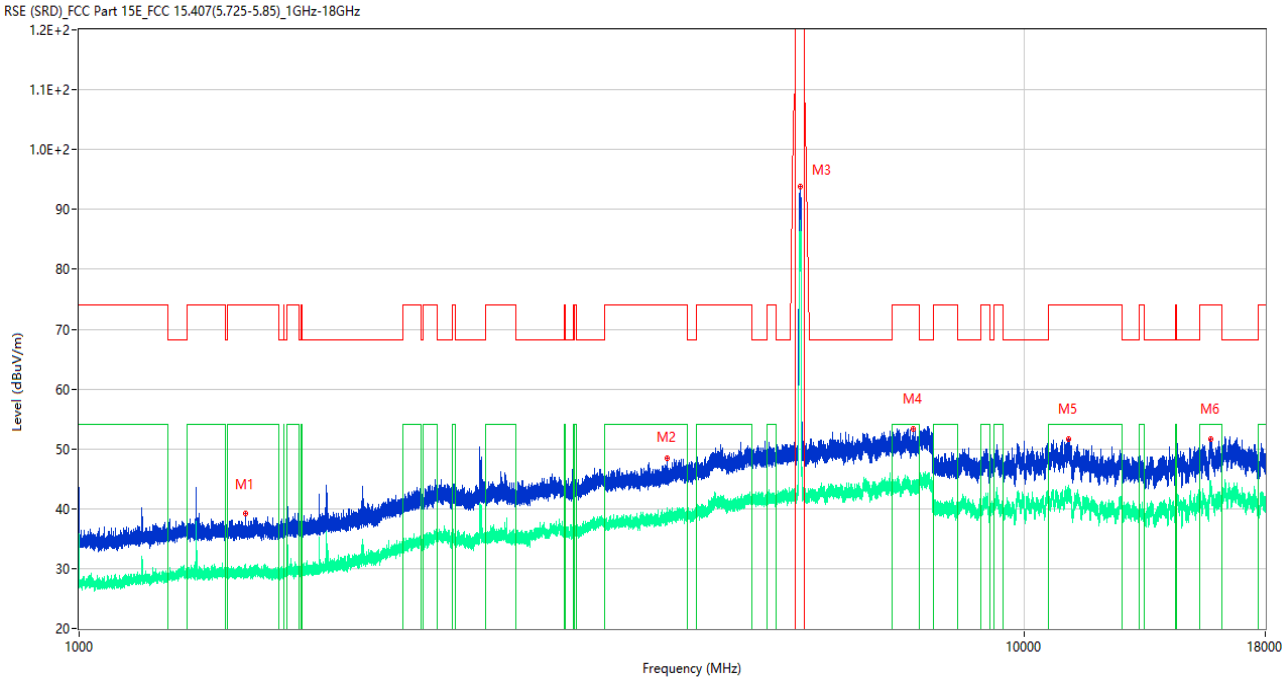

No.	Frequency (MHz)	Results (dBuV/m)	Factor (dB)	Limit (dBuV/m)	Margin (dB)	Detector	Table (Degree)	Height (cm)	Antenna	Verdict
1	1499.300	39.12	-16.61	74.0	34.88	Peak	337.00	200	Vertical	Pass
1**	1499.300	29.23	-16.61	54.0	24.77	AV	337.00	200	Vertical	Pass
2	4191.500	48.37	-4.36	74.0	25.63	Peak	274.00	100	Vertical	Pass
2**	4191.500	38.65	-4.36	54.0	15.35	AV	274.00	100	Vertical	Pass
3	5803.500	93.73	-1.52	--	--	Peak	221.00	100	Vertical	N/A
3**	5803.500	85.85	-1.52	--	--	AV	221.00	100	Vertical	N/A
4	7637.750	53.40	0.78	74.0	20.60	Peak	48.00	300	Vertical	Pass
4**	7637.750	43.81	0.78	54.0	10.19	AV	48.00	300	Vertical	Pass
5	11133.813	51.70	-0.97	74.0	22.30	Peak	290.00	200	Vertical	Pass
5**	11133.813	42.85	-0.97	54.0	11.15	AV	290.00	200	Vertical	Pass
6	15761.925	51.72	0.05	74.0	22.28	Peak	147.00	300	Vertical	Pass
6**	15761.925	43.66	0.05	54.0	10.34	AV	147.00	300	Vertical	Pass

11ac80, U-NII-3, 1 GHz to 18 GHz, Middle Channel, ANT H

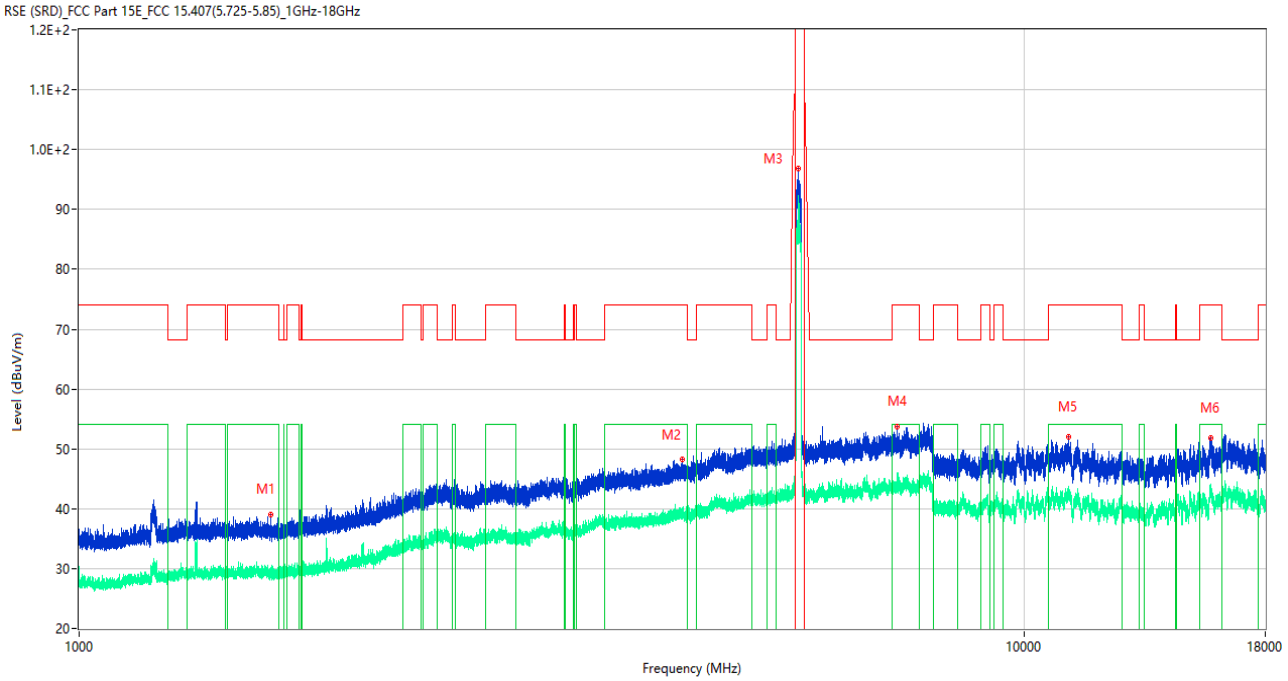

No.	Frequency (MHz)	Results (dBuV/m)	Factor (dB)	Limit (dBuV/m)	Margin (dB)	Detector	Table (Degree)	Height (cm)	Antenna	Verdict
1	1593.600	38.94	-16.62	74.0	35.06	Peak	354.00	300	Horizontal	Pass
1**	1593.600	29.61	-16.62	54.0	24.39	AV	354.00	300	Horizontal	Pass
2	4346.500	48.31	-4.16	74.0	25.69	Peak	319.00	400	Horizontal	Pass
2**	4346.500	39.17	-4.16	54.0	14.83	AV	319.00	400	Horizontal	Pass
3	5775.000	96.76	-1.20	--	--	Peak	48.00	200	Horizontal	N/A
3**	5775.000	91.63	-1.20	--	--	AV	48.00	200	Horizontal	N/A
4	7345.500	53.71	1.33	74.0	20.29	Peak	118.00	100	Horizontal	Pass
4**	7345.500	46.00	1.33	54.0	8.00	AV	118.00	100	Horizontal	Pass
5	11139.276	52.02	-0.96	74.0	21.98	Peak	156.00	200	Horizontal	Pass
5**	11139.276	42.10	-0.96	54.0	11.90	AV	156.00	200	Horizontal	Pass
6	15749.325	51.88	0.36	74.0	22.12	Peak	7.00	100	Horizontal	Pass
6**	15749.325	42.70	0.36	54.0	11.30	AV	7.00	100	Horizontal	Pass

11ac80, U-NII-3, 1 GHz to 18 GHz, Middle Channel, ANT V

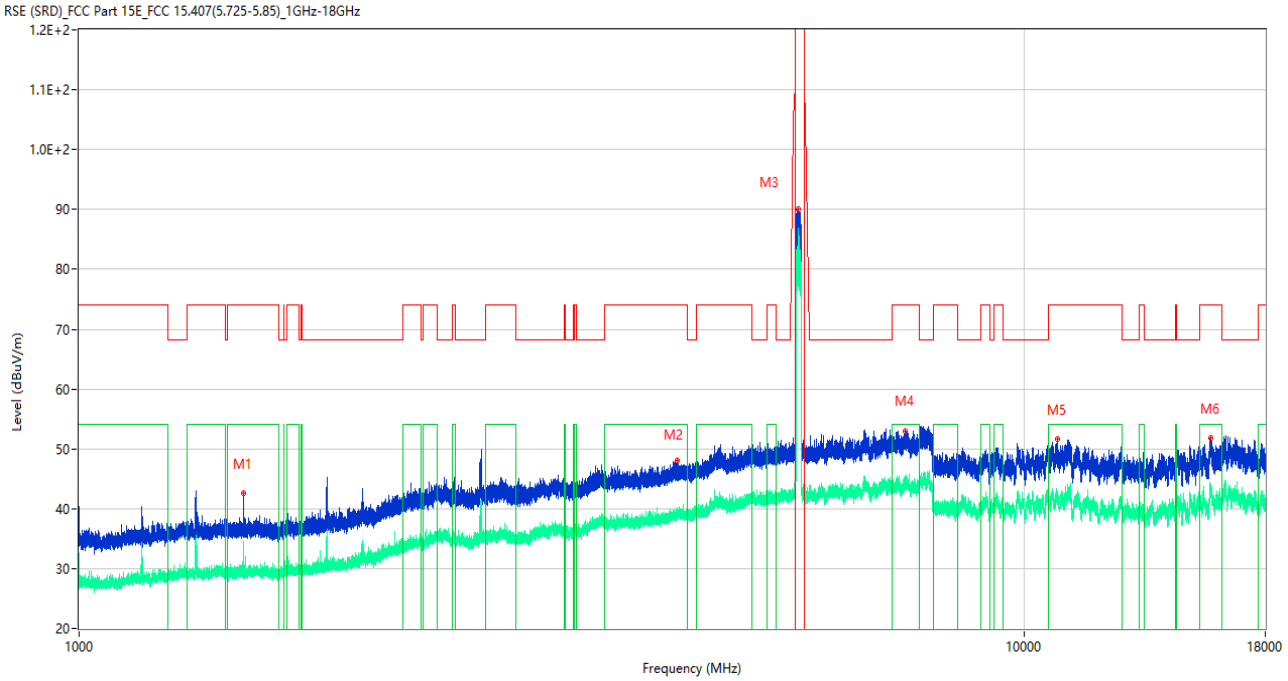

No.	Frequency (MHz)	Results (dBuV/m)	Factor (dB)	Limit (dBuV/m)	Margin (dB)	Detector	Table (Degree)	Height (cm)	Antenna	Verdict
1	1493.800	42.59	-16.89	74.0	31.41	Peak	342.00	200	Vertical	Pass
1**	1493.800	28.66	-16.89	54.0	25.34	AV	342.00	200	Vertical	Pass
2	4292.250	48.02	-4.01	74.0	25.98	Peak	338.00	100	Vertical	Pass
2**	4292.250	39.82	-4.01	54.0	14.18	AV	338.00	100	Vertical	Pass
3	5775.250	90.12	-1.24	--	--	Peak	225.00	150	Vertical	N/A
3**	5775.250	86.83	-1.24	--	--	AV	225.00	150	Vertical	N/A
4	7480.750	53.05	1.59	74.0	20.95	Peak	92.00	400	Vertical	Pass
4**	7480.750	44.11	1.59	54.0	9.89	AV	92.00	400	Vertical	Pass
5	10844.775	51.56	-1.95	74.0	22.44	Peak	6.00	100	Vertical	Pass
5**	10844.775	41.57	-1.95	54.0	12.43	AV	6.00	100	Vertical	Pass
6	15764.813	51.78	-0.03	74.0	22.22	Peak	253.00	300	Vertical	Pass
6**	15764.813	42.12	-0.03	54.0	11.88	AV	253.00	300	Vertical	Pass

A.6.2 Band Edge (Restricted-band)

Test Band	Mode	Channel	Verdict
U-NII-1	802.11a	Low	Pass
		High	Pass
	802.11n(HT20)	Low	Pass
		High	Pass
	802.11n(HT40)	Low	Pass
		High	Pass
	802.11ac(VHT20)	Low	Pass
		High	Pass
	802.11ac(VHT40)	Low	Pass
		High	Pass
	802.11ac(VHT80)	Middle	Pass
U-NII-3	802.11a	Low	Pass
		High	Pass
	802.11n(HT20)	Low	Pass
		High	Pass
	802.11n(HT40)	Low	Pass
		High	Pass
	802.11ac(VHT20)	Low	Pass
		High	Pass
	802.11ac(VHT40)	Low	Pass
		High	Pass
	802.11ac(VHT80)	Middle	Pass

Test Data and Plots

Main Antenna

U-NII-1 11a CH36

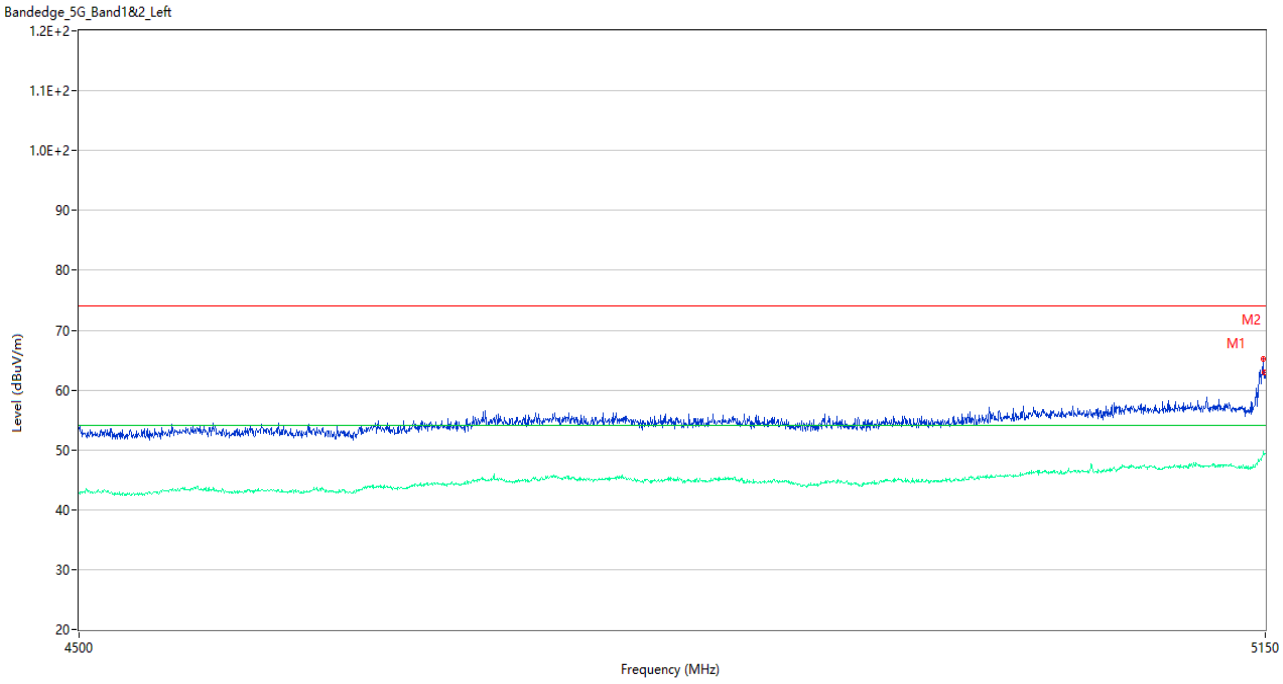

No.	Frequency (MHz)	Results (dBuV/m)	Factor (dB)	Limit (dBuV/m)	Margin (dB)	Detector	Table (Degree)	Height (cm)	Antenna	Verdict
1	5148.700	65.16	4.03	74.0	8.84	Peak	57.00	100	Horizontal	Pass
1**	5148.700	49.17	4.03	54.0	4.83	AV	57.00	100	Horizontal	Pass
2	5149.675	62.86	4.06	74.0	11.14	Peak	58.00	150	Horizontal	Pass
2**	5149.675	49.21	4.06	54.0	4.79	AV	58.00	150	Horizontal	Pass

U-NII-1 11a CH48

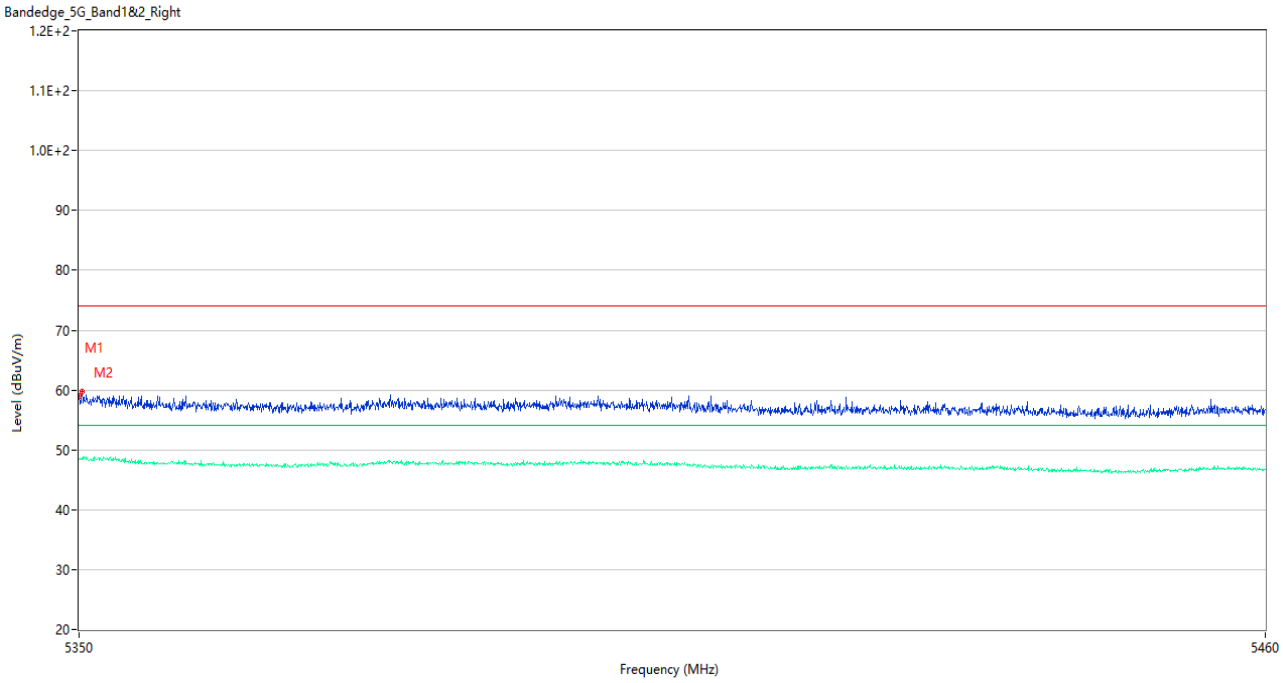

No.	Frequency (MHz)	Results (dBuV/m)	Factor (dB)	Limit (dBuV/m)	Margin (dB)	Detector	Table (Degree)	Height (cm)	Antenna	Verdict
1	5350.000	58.97	5.11	74.0	15.03	Peak	344.00	150	Horizontal	Pass
1**	5350.000	48.50	5.11	54.0	5.50	AV	344.00	150	Horizontal	Pass
2	5350.275	59.65	5.08	74.0	14.35	Peak	178.00	150	Horizontal	Pass
2**	5350.275	48.36	5.08	54.0	5.64	AV	178.00	150	Horizontal	Pass

U-NII-1 11n20 CH36

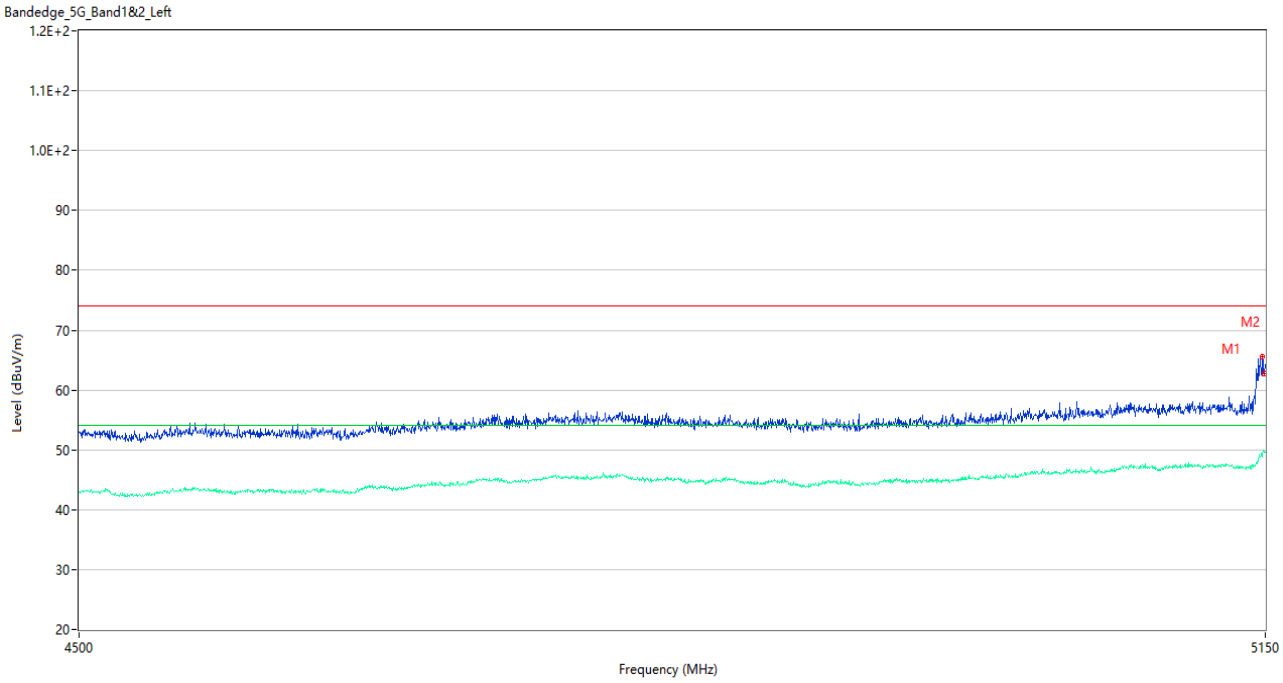

No.	Frequency (MHz)	Results (dBuV/m)	Factor (dB)	Limit (dBuV/m)	Margin (dB)	Detector	Table (Degree)	Height (cm)	Antenna	Verdict
1	5148.375	65.60	4.05	74.0	8.40	Peak	59.00	150	Horizontal	Pass
1**	5148.375	49.23	4.05	54.0	4.77	AV	59.00	150	Horizontal	Pass
2	5149.675	62.68	4.06	74.0	11.32	Peak	64.00	100	Horizontal	Pass
2**	5149.675	49.56	4.06	54.0	4.44	AV	64.00	100	Horizontal	Pass

U-NII-1 11n20 CH48

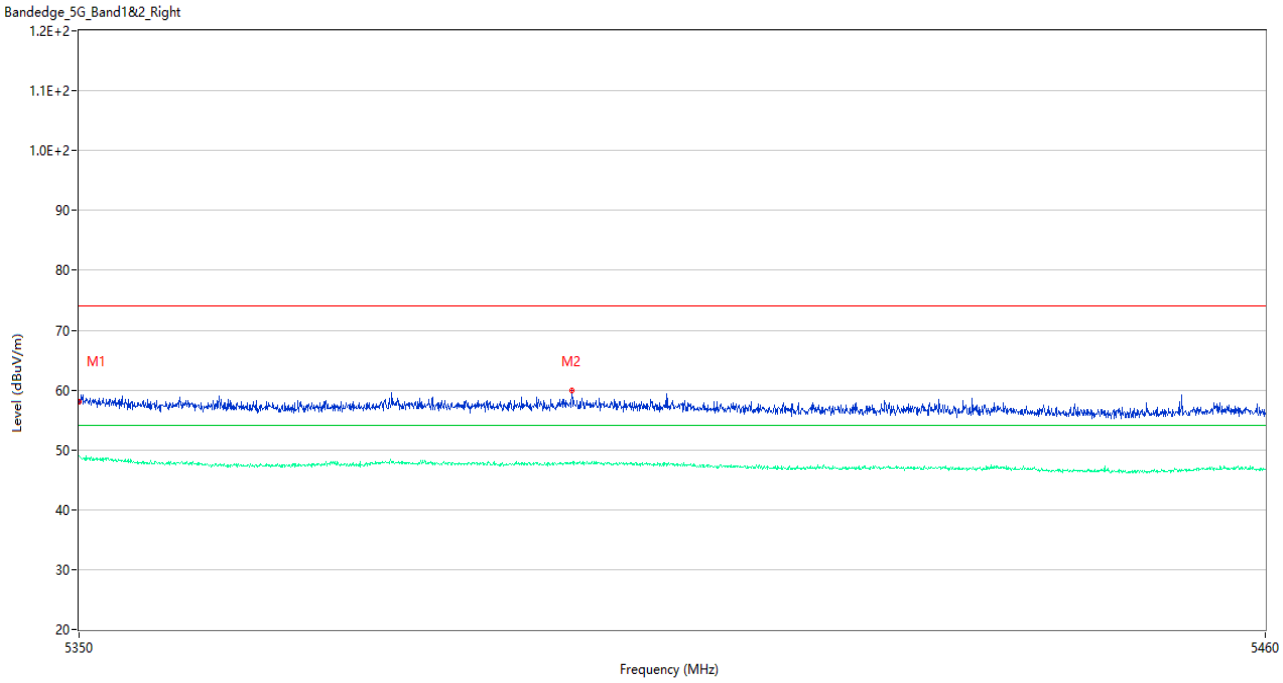

No.	Frequency (MHz)	Results (dBuV/m)	Factor (dB)	Limit (dBuV/m)	Margin (dB)	Detector	Table (Degree)	Height (cm)	Antenna	Verdict
1	5350.000	58.06	5.11	74.0	15.94	Peak	26.00	100	Horizontal	Pass
1**	5350.000	48.92	5.11	54.0	5.08	AV	26.00	100	Horizontal	Pass
2	5395.430	59.87	4.71	74.0	14.13	Peak	0.00	200	Horizontal	Pass
2**	5395.430	47.88	4.71	54.0	6.12	AV	0.00	200	Horizontal	Pass

U-NII-1 11n40 CH38

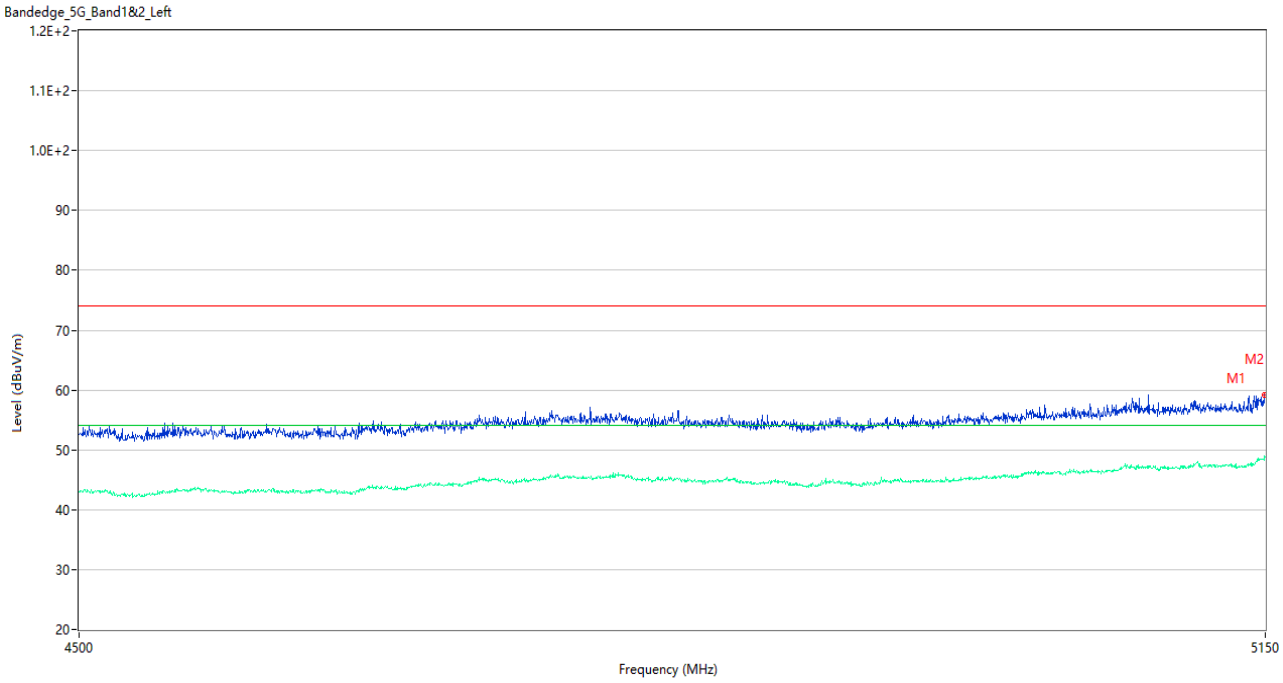

No.	Frequency (MHz)	Results (dBuV/m)	Factor (dB)	Limit (dBuV/m)	Margin (dB)	Detector	Table (Degree)	Height (cm)	Antenna	Verdict
1	5149.675	59.21	4.06	74.0	14.79	Peak	60.00	200	Horizontal	Pass
1**	5149.675	49.09	4.06	54.0	4.91	AV	60.00	200	Horizontal	Pass
2	5149.675	59.21	4.06	74.0	14.79	Peak	60.00	200	Horizontal	Pass
2**	5149.675	49.09	4.06	54.0	4.91	AV	60.00	200	Horizontal	Pass

U-NII-1 11n40 CH46

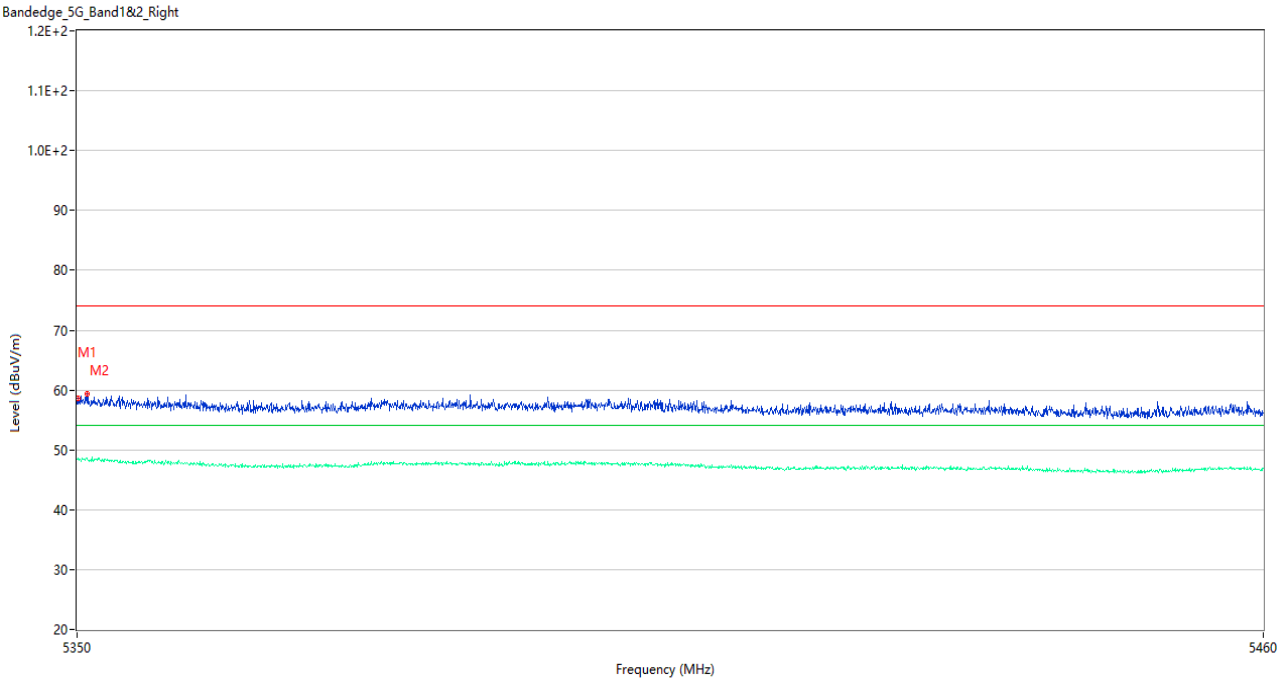

No.	Frequency (MHz)	Results (dBuV/m)	Factor (dB)	Limit (dBuV/m)	Margin (dB)	Detector	Table (Degree)	Height (cm)	Antenna	Verdict
1	5350.055	58.64	5.10	74.0	15.36	Peak	118.00	100	Horizontal	Pass
1**	5350.055	48.62	5.10	54.0	5.38	AV	118.00	100	Horizontal	Pass
2	5350.880	59.44	5.00	74.0	14.56	Peak	25.00	200	Horizontal	Pass
2**	5350.880	48.48	5.00	54.0	5.52	AV	25.00	200	Horizontal	Pass

U-NII-1 11ac20 CH36

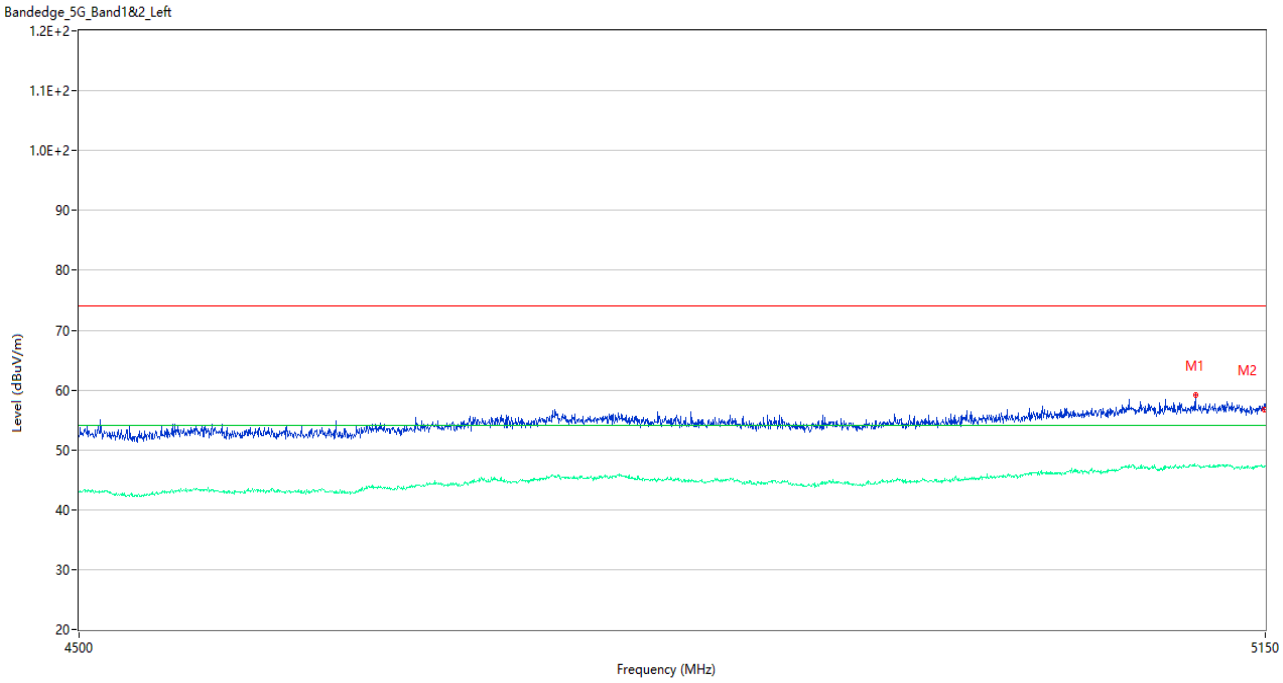

No.	Frequency (MHz)	Results (dBuV/m)	Factor (dB)	Limit (dBuV/m)	Margin (dB)	Detector	Table (Degree)	Height (cm)	Antenna	Verdict
1	5109.375	59.09	4.47	74.0	14.91	Peak	137.00	100	Horizontal	Pass
1**	5109.375	47.28	4.47	54.0	6.72	AV	137.00	100	Horizontal	Pass
2	5149.675	56.80	4.06	74.0	17.20	Peak	295.00	100	Horizontal	Pass
2**	5149.675	47.38	4.06	54.0	6.62	AV	295.00	100	Horizontal	Pass

U-NII-1 11ac20 CH48

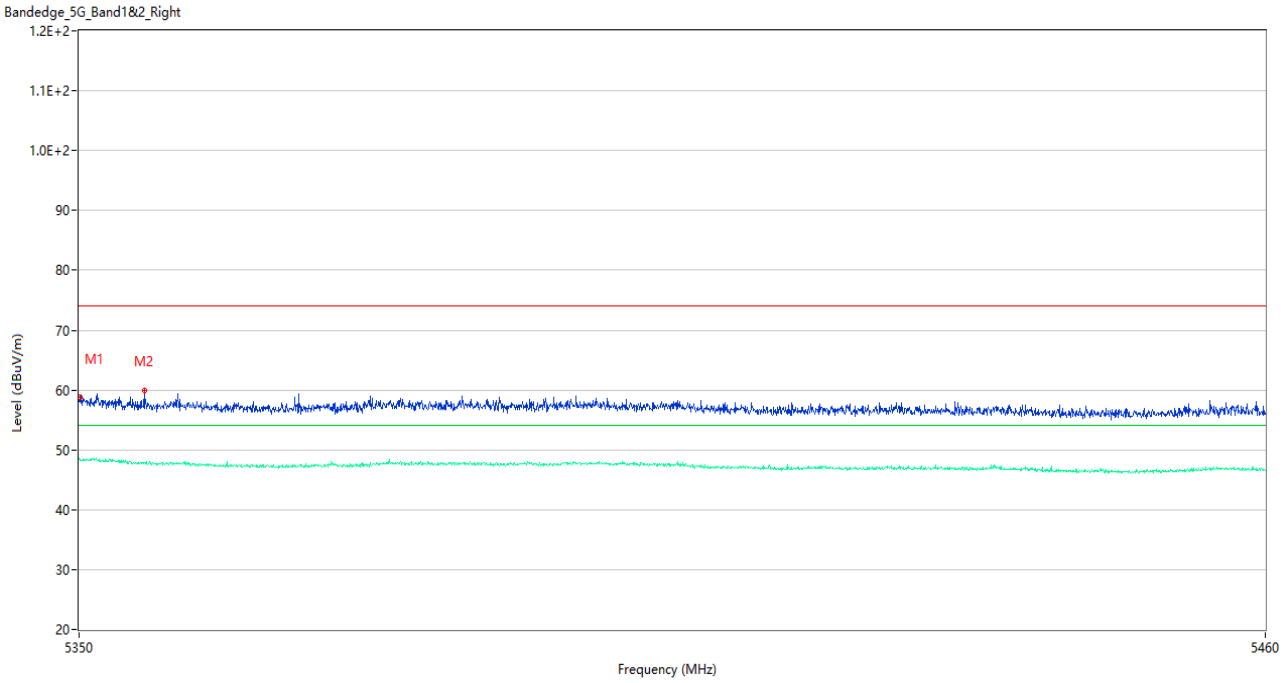

No.	Frequency (MHz)	Results (dBuV/m)	Factor (dB)	Limit (dBuV/m)	Margin (dB)	Detector	Table (Degree)	Height (cm)	Antenna	Verdict
1	5350.055	58.72	5.10	74.0	15.28	Peak	165.00	150	Horizontal	Pass
1**	5350.055	48.28	5.10	54.0	5.72	AV	165.00	150	Horizontal	Pass
2	5355.995	59.87	4.57	74.0	14.13	Peak	163.00	100	Horizontal	Pass
2**	5355.995	47.81	4.57	54.0	6.19	AV	163.00	100	Horizontal	Pass

U-NII-1 11ac40 CH38

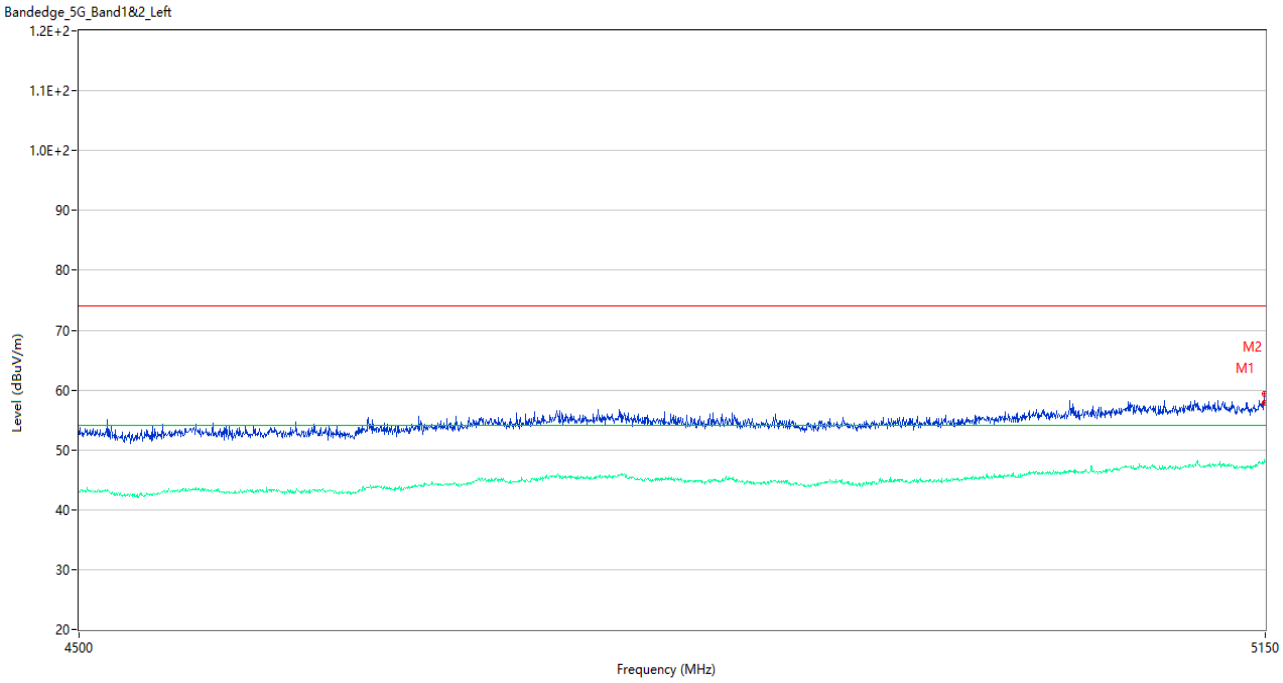

No.	Frequency (MHz)	Results (dBuV/m)	Factor (dB)	Limit (dBuV/m)	Margin (dB)	Detector	Table (Degree)	Height (cm)	Antenna	Verdict
1	5149.350	59.34	4.04	74.0	14.66	Peak	57.00	100	Horizontal	Pass
1**	5149.350	47.92	4.04	54.0	6.08	AV	57.00	100	Horizontal	Pass
2	5149.675	57.92	4.06	74.0	16.08	Peak	58.00	200	Horizontal	Pass
2**	5149.675	48.41	4.06	54.0	5.59	AV	58.00	200	Horizontal	Pass

U-NII-1 11ac40 CH46

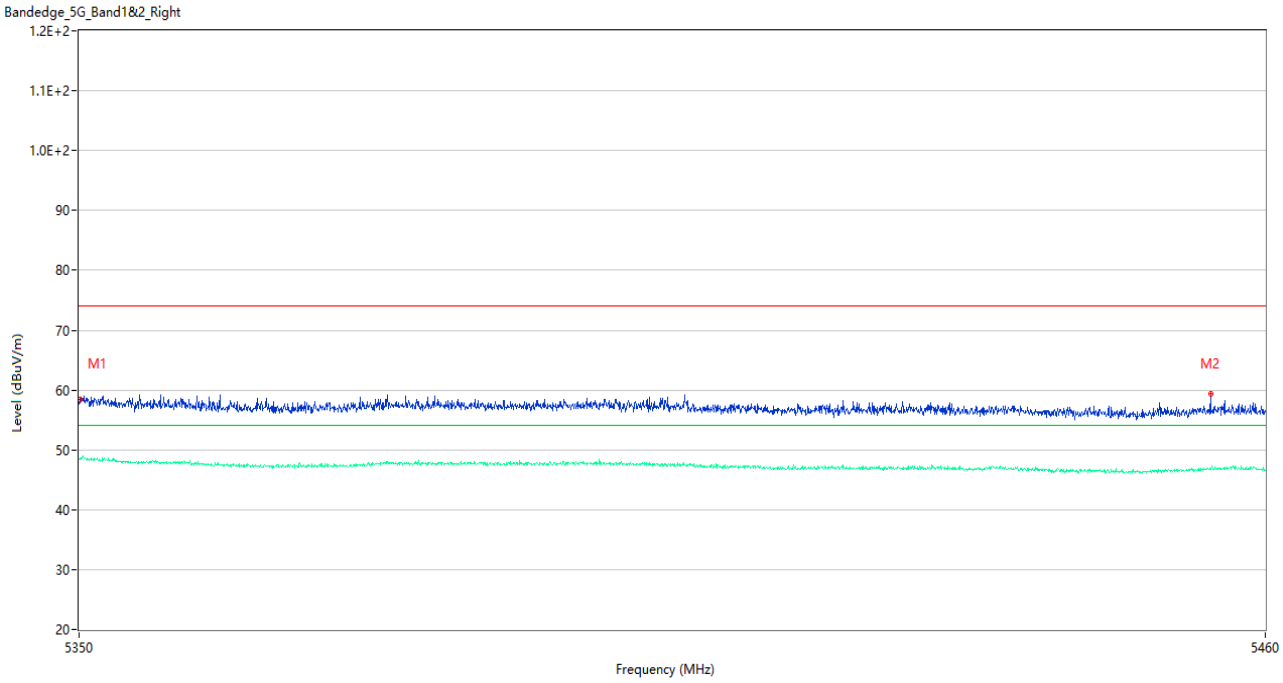

No.	Frequency (MHz)	Results (dBuV/m)	Factor (dB)	Limit (dBuV/m)	Margin (dB)	Detector	Table (Degree)	Height (cm)	Antenna	Verdict
1	5350.055	58.43	5.10	74.0	15.57	Peak	251.00	200	Horizontal	Pass
1**	5350.055	48.53	5.10	54.0	5.47	AV	251.00	200	Horizontal	Pass
2	5454.885	59.36	4.20	74.0	14.64	Peak	179.00	200	Horizontal	Pass
2**	5454.885	46.80	4.20	54.0	7.20	AV	179.00	200	Horizontal	Pass

U-NII-1 11ac80 CH42

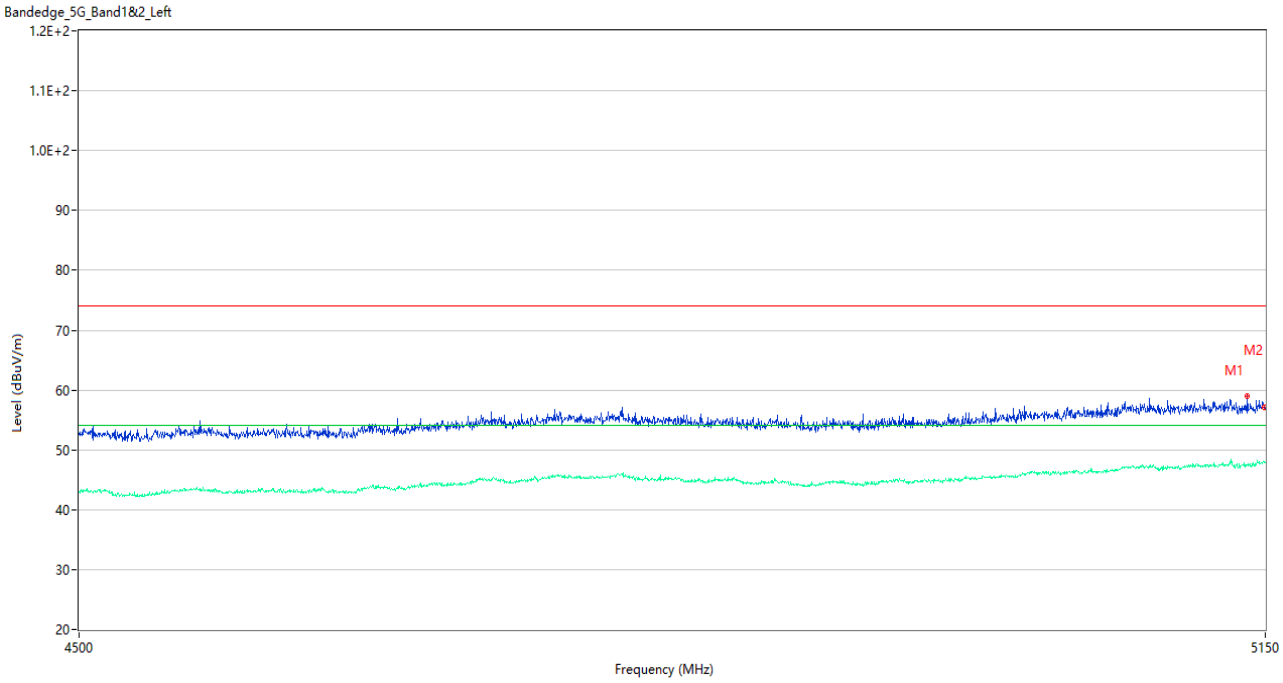

No.	Frequency (MHz)	Results (dBuV/m)	Factor (dB)	Limit (dBuV/m)	Margin (dB)	Detector	Table (Degree)	Height (cm)	Antenna	Verdict
1	5139.600	59.02	3.86	74.0	14.98	Peak	57.00	200	Horizontal	Pass
1**	5139.600	47.56	3.86	54.0	6.44	AV	57.00	200	Horizontal	Pass
2	5149.675	57.15	4.06	74.0	16.85	Peak	118.00	200	Horizontal	Pass
2**	5149.675	48.08	4.06	54.0	5.92	AV	118.00	200	Horizontal	Pass

U-NII-1 11ac80 CH42

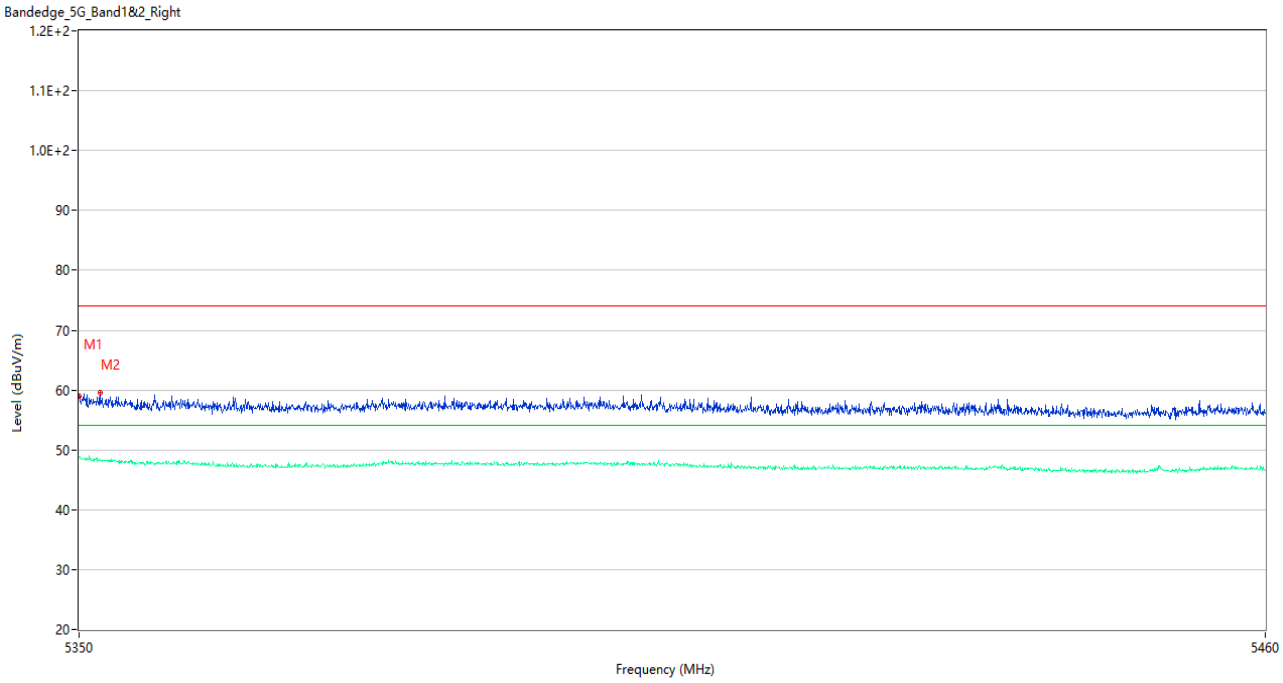

No.	Frequency (MHz)	Results (dBuV/m)	Factor (dB)	Limit (dBuV/m)	Margin (dB)	Detector	Table (Degree)	Height (cm)	Antenna	Verdict
1	5350.000	58.95	5.11	74.0	15.05	Peak	186.00	200	Horizontal	Pass
1**	5350.000	48.75	5.11	54.0	5.25	AV	186.00	200	Horizontal	Pass
2	5351.925	59.51	4.94	74.0	14.49	Peak	98.00	150	Horizontal	Pass
2**	5351.925	48.16	4.94	54.0	5.84	AV	98.00	150	Horizontal	Pass

U-NII-3 11a CH149

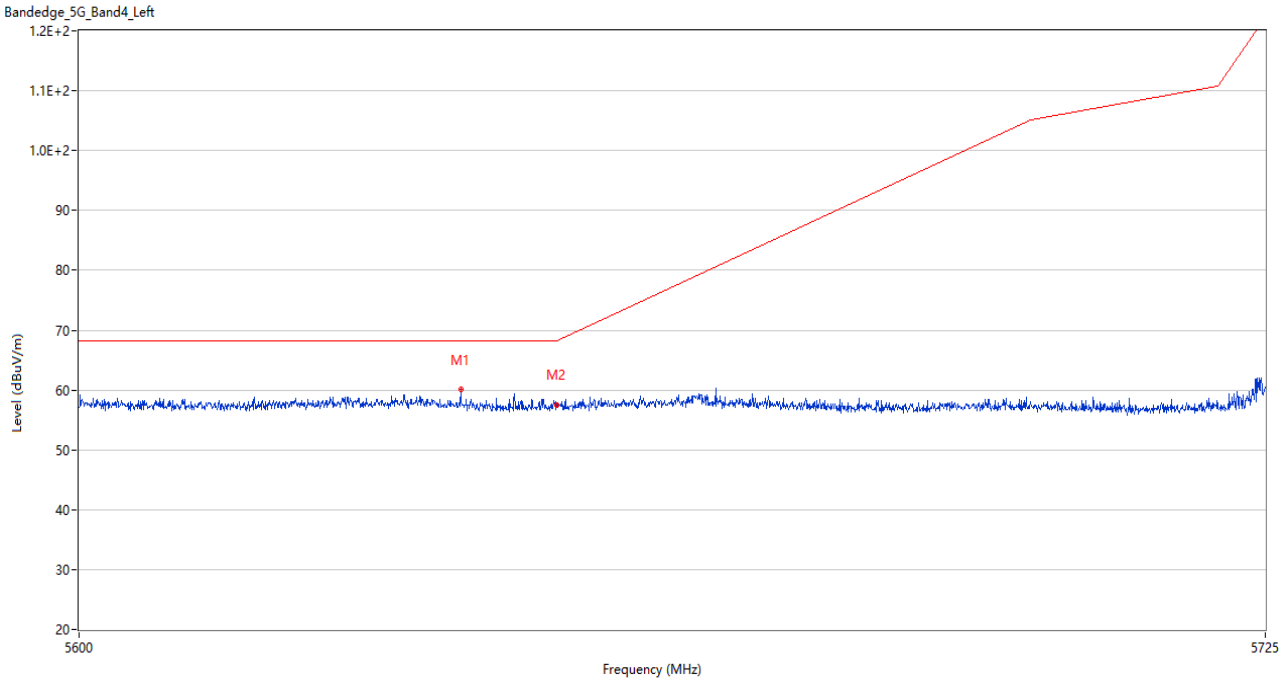

No.	Frequency (MHz)	Results (dBuV/m)	Factor (dB)	Limit (dBuV/m)	Margin (dB)	Detector	Table (Degree)	Height (cm)	Antenna	Verdict
1	5639.938	60.08	4.62	68.2	8.12	Peak	297.00	150	Horizontal	Pass
2	5650.000	57.49	4.41	68.2	10.71	Peak	57.00	100	Horizontal	Pass

U-NII-3 11a CH165

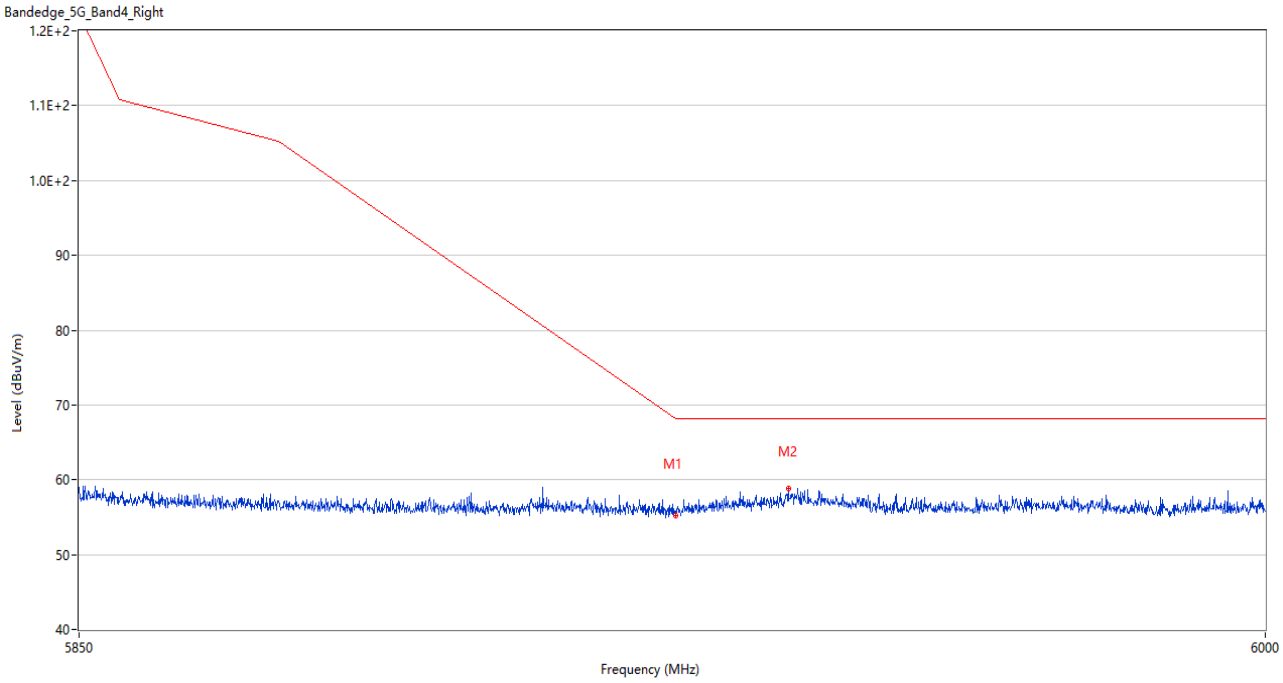

No.	Frequency (MHz)	Results (dBuV/m)	Factor (dB)	Limit (dBuV/m)	Margin (dB)	Detector	Table (Degree)	Height (cm)	Antenna	Verdict
1	5924.925	55.27	3.49	68.3	13.03	Peak	16.00	100	Horizontal	Pass
2	5939.250	58.85	4.37	68.2	9.35	Peak	215.00	100	Horizontal	Pass

U-NII-3 11n20 CH149

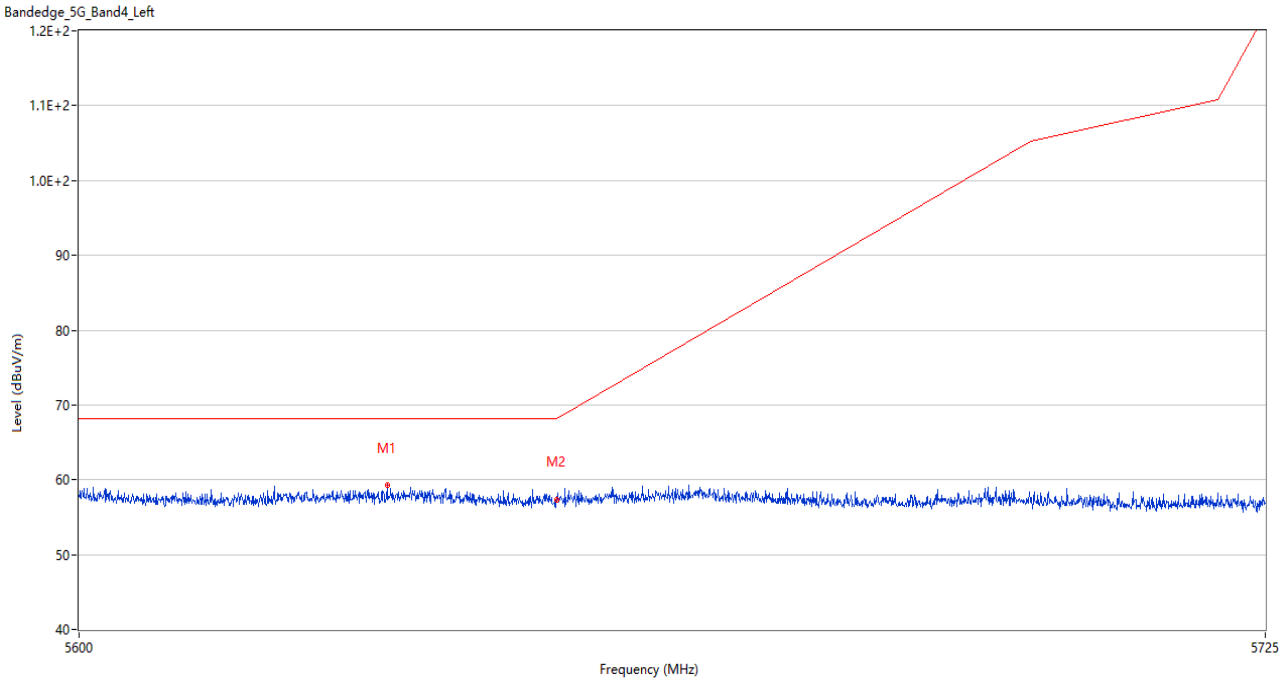

No.	Frequency (MHz)	Results (dBuV/m)	Factor (dB)	Limit (dBuV/m)	Margin (dB)	Detector	Table (Degree)	Height (cm)	Antenna	Verdict
1	5632.187	59.33	4.76	68.2	8.87	Peak	0.00	200	Horizontal	Pass
2	5650.000	57.37	4.41	68.2	10.83	Peak	202.00	100	Horizontal	Pass

U-NII-3 11n20 CH165

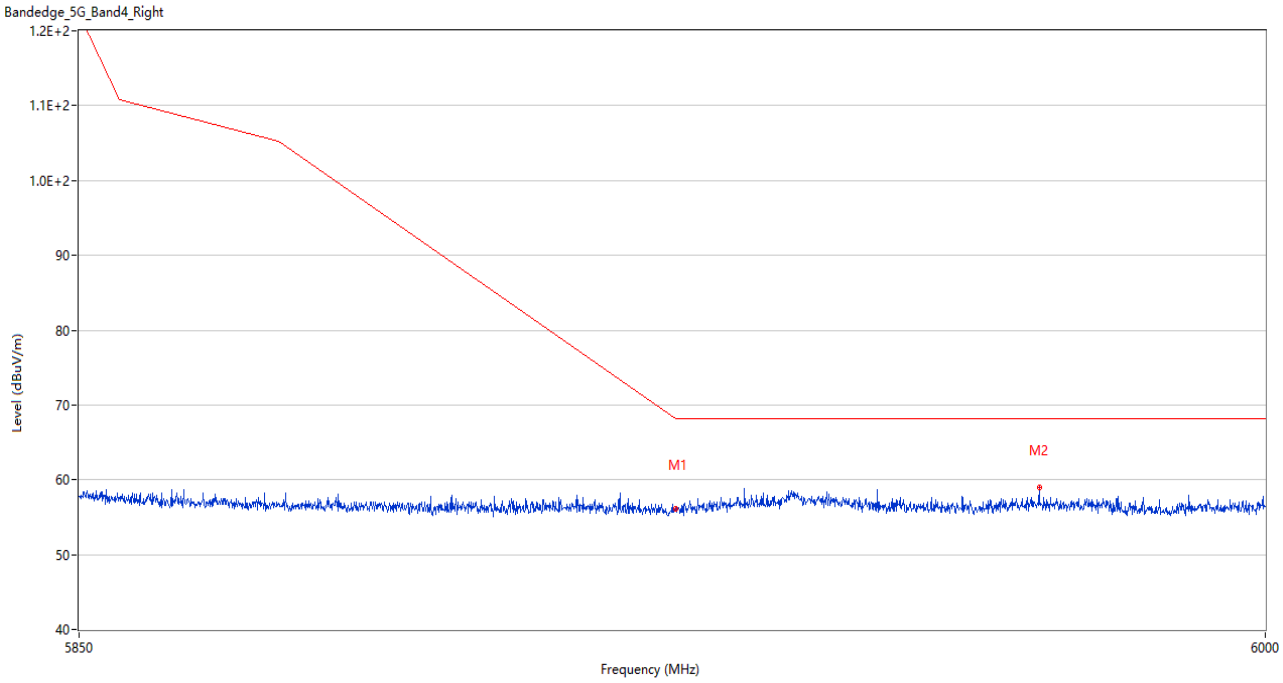

No.	Frequency (MHz)	Results (dBuV/m)	Factor (dB)	Limit (dBuV/m)	Margin (dB)	Detector	Table (Degree)	Height (cm)	Antenna	Verdict
1	5924.925	56.19	3.49	68.3	12.11	Peak	145.00	200	Horizontal	Pass
2	5971.125	58.99	4.06	68.2	9.21	Peak	249.00	100	Horizontal	Pass

U-NII-3 11n40 CH151

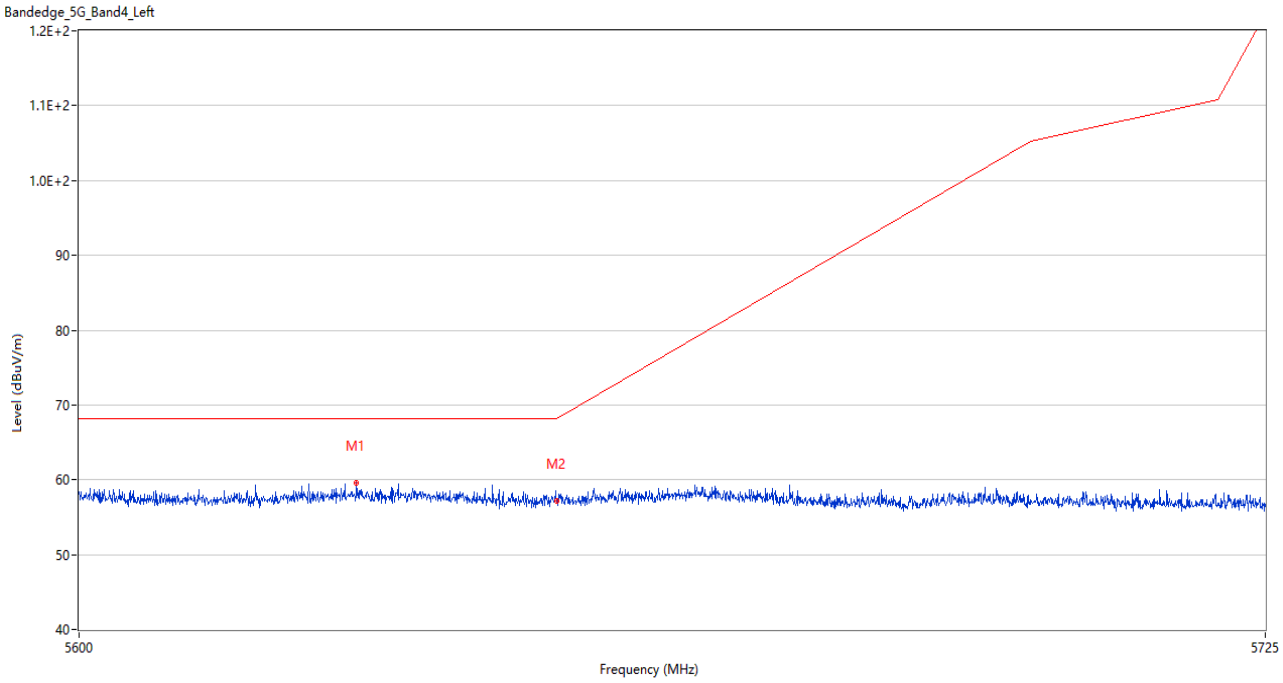

No.	Frequency (MHz)	Results (dBuV/m)	Factor (dB)	Limit (dBuV/m)	Margin (dB)	Detector	Table (Degree)	Height (cm)	Antenna	Verdict
1	5629.000	59.52	4.84	68.2	8.68	Peak	240.00	200	Horizontal	Pass
2	5650.000	57.14	4.41	68.2	11.06	Peak	360.00	150	Horizontal	Pass

U-NII-3 11n40 CH159

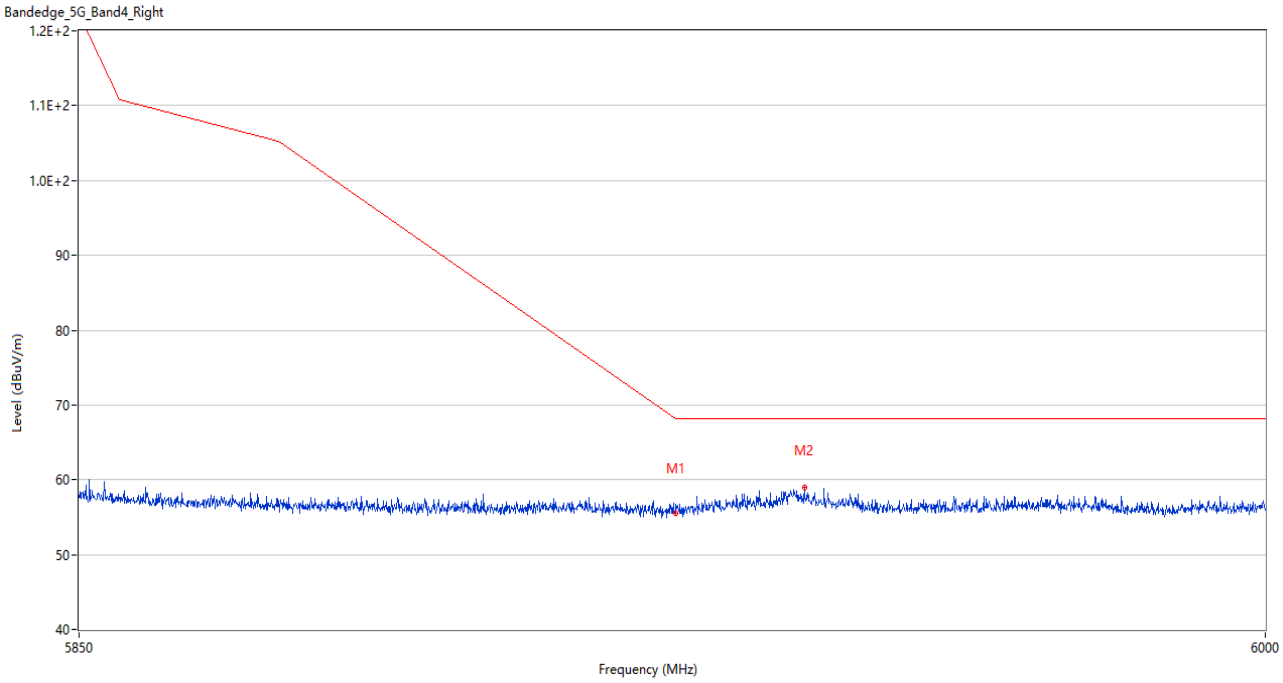

No.	Frequency (MHz)	Results (dBuV/m)	Factor (dB)	Limit (dBuV/m)	Margin (dB)	Detector	Table (Degree)	Height (cm)	Antenna	Verdict
1	5924.925	55.51	3.49	68.3	12.79	Peak	324.00	200	Horizontal	Pass
2	5941.275	58.96	4.42	68.2	9.24	Peak	307.00	200	Horizontal	Pass

U-NII-3 11ac20 CH149

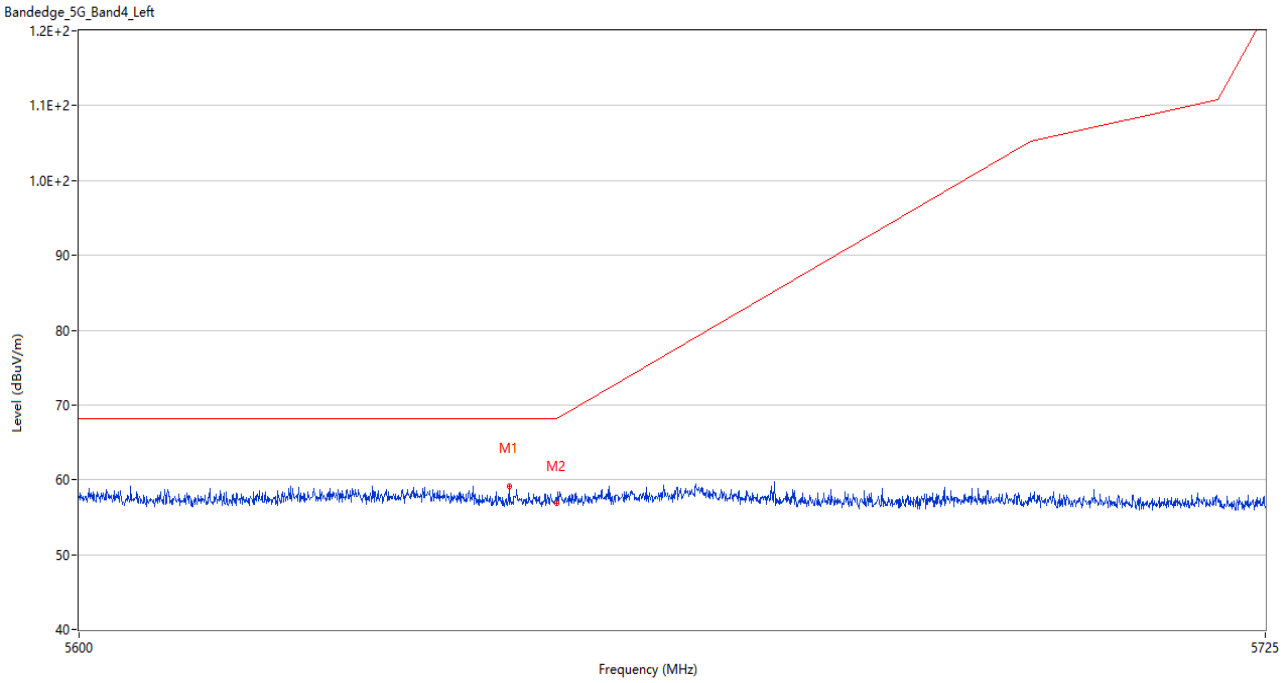

No.	Frequency (MHz)	Results (dBuV/m)	Factor (dB)	Limit (dBuV/m)	Margin (dB)	Detector	Table (Degree)	Height (cm)	Antenna	Verdict
1	5645.000	59.19	4.29	68.2	9.01	Peak	70.00	150	Horizontal	Pass
2	5650.000	56.87	4.41	68.2	11.33	Peak	113.00	100	Horizontal	Pass

U-NII-3 11ac20 CH165

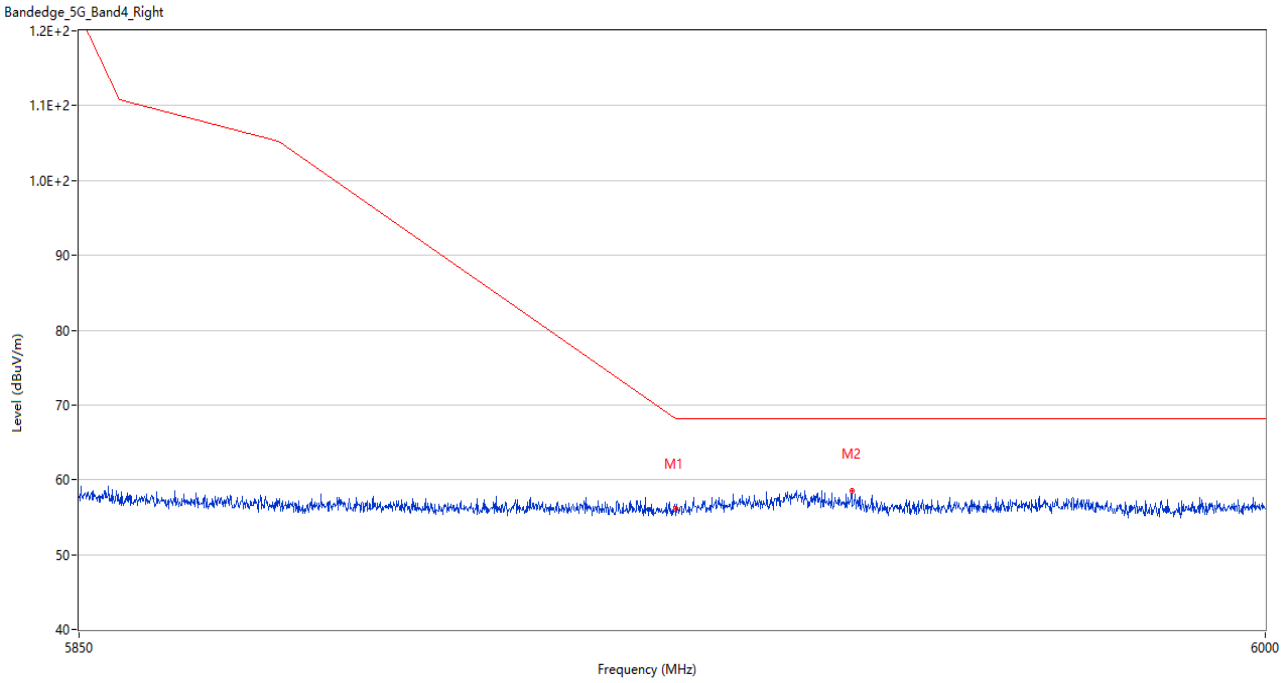

No.	Frequency (MHz)	Results (dBuV/m)	Factor (dB)	Limit (dBuV/m)	Margin (dB)	Detector	Table (Degree)	Height (cm)	Antenna	Verdict
1	5924.925	56.14	3.49	68.3	12.16	Peak	266.00	150	Horizontal	Pass
2	5947.275	58.54	3.97	68.2	9.66	Peak	242.00	200	Horizontal	Pass

U-NII-3 11ac40 CH151

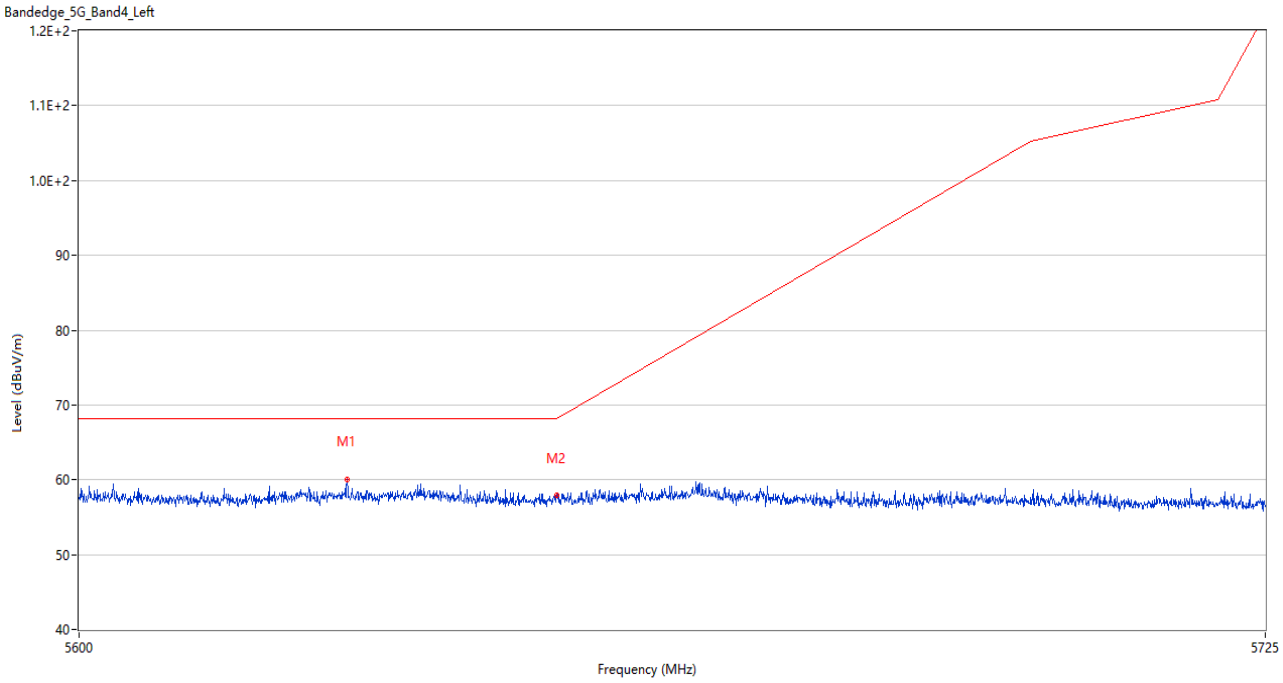

No.	Frequency (MHz)	Results (dBuV/m)	Factor (dB)	Limit (dBuV/m)	Margin (dB)	Detector	Table (Degree)	Height (cm)	Antenna	Verdict
1	5628.000	60.09	4.83	68.2	8.11	Peak	166.00	150	Horizontal	Pass
2	5650.000	57.92	4.41	68.2	10.28	Peak	341.00	150	Horizontal	Pass

U-NII-3 11ac40 CH159

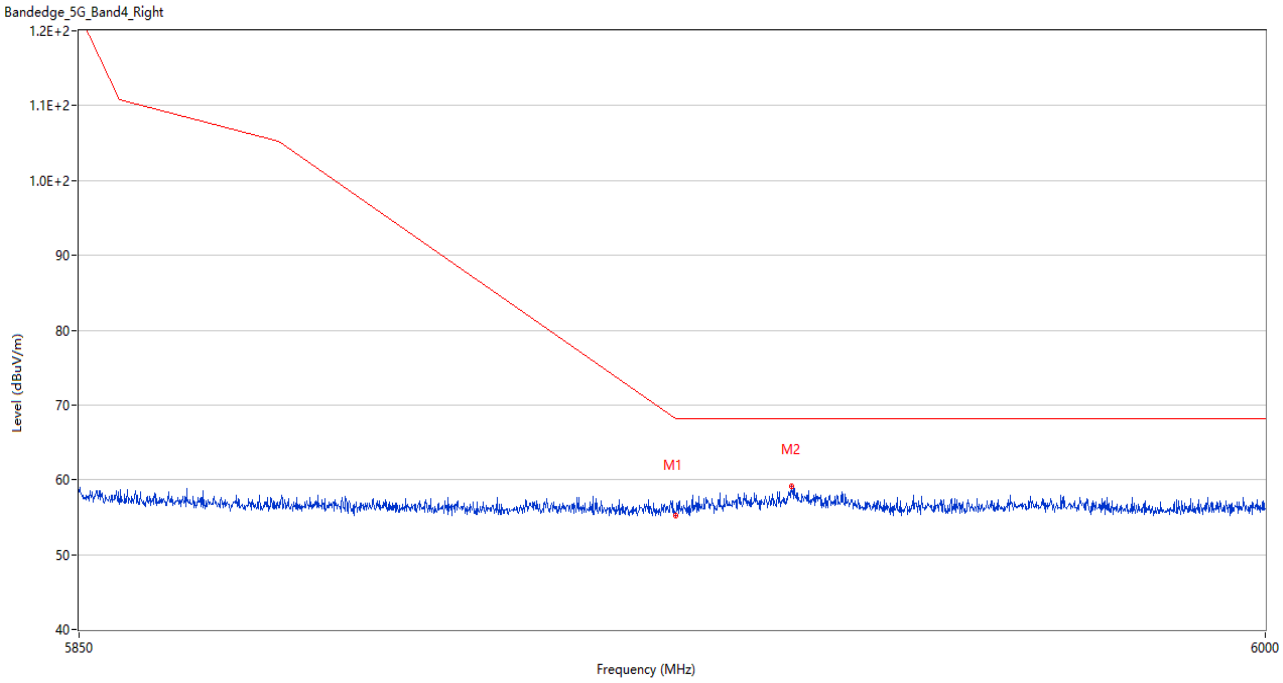

No.	Frequency (MHz)	Results (dBuV/m)	Factor (dB)	Limit (dBuV/m)	Margin (dB)	Detector	Table (Degree)	Height (cm)	Antenna	Verdict
1	5924.925	55.29	3.49	68.3	13.01	Peak	297.00	150	Horizontal	Pass
2	5939.625	59.16	4.39	68.2	9.04	Peak	153.00	100	Horizontal	Pass

U-NII-3 11ac80 CH155

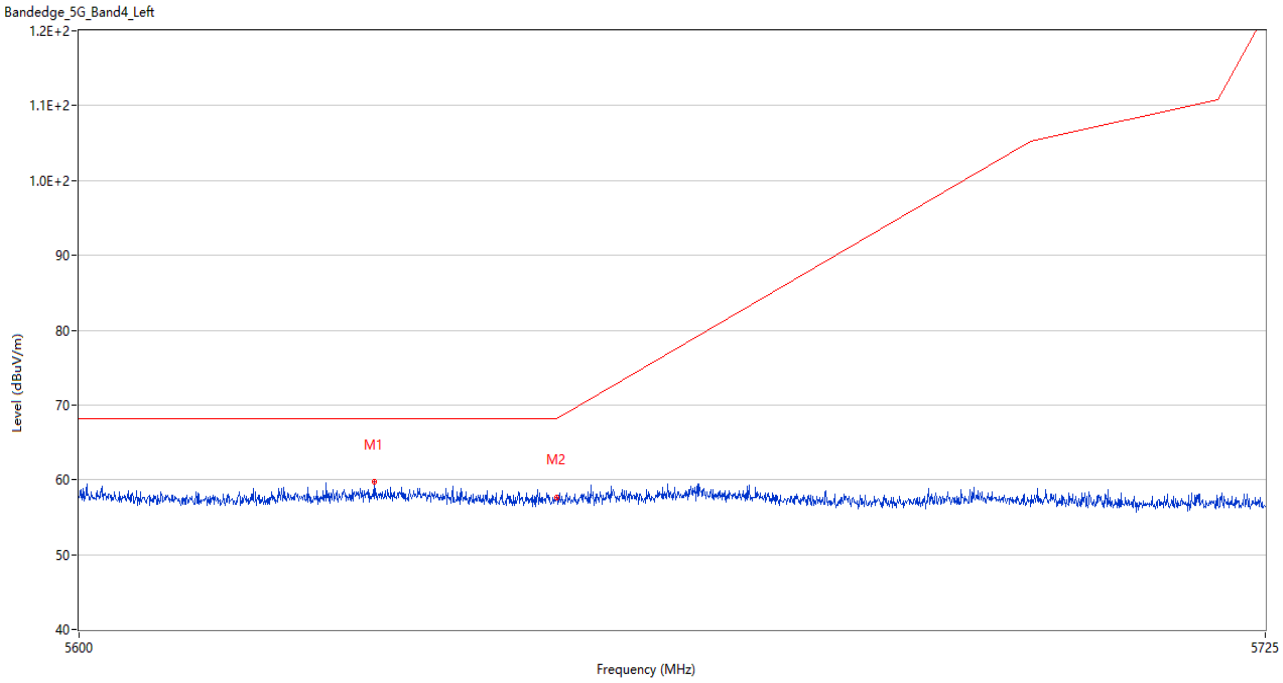

No.	Frequency (MHz)	Results (dBuV/m)	Factor (dB)	Limit (dBuV/m)	Margin (dB)	Detector	Table (Degree)	Height (cm)	Antenna	Verdict
1	5630.813	59.73	4.72	68.2	8.47	Peak	355.00	100	Horizontal	Pass
2	5650.000	57.69	4.41	68.2	10.51	Peak	19.00	200	Horizontal	Pass

U-NII-3 11ac80 CH155

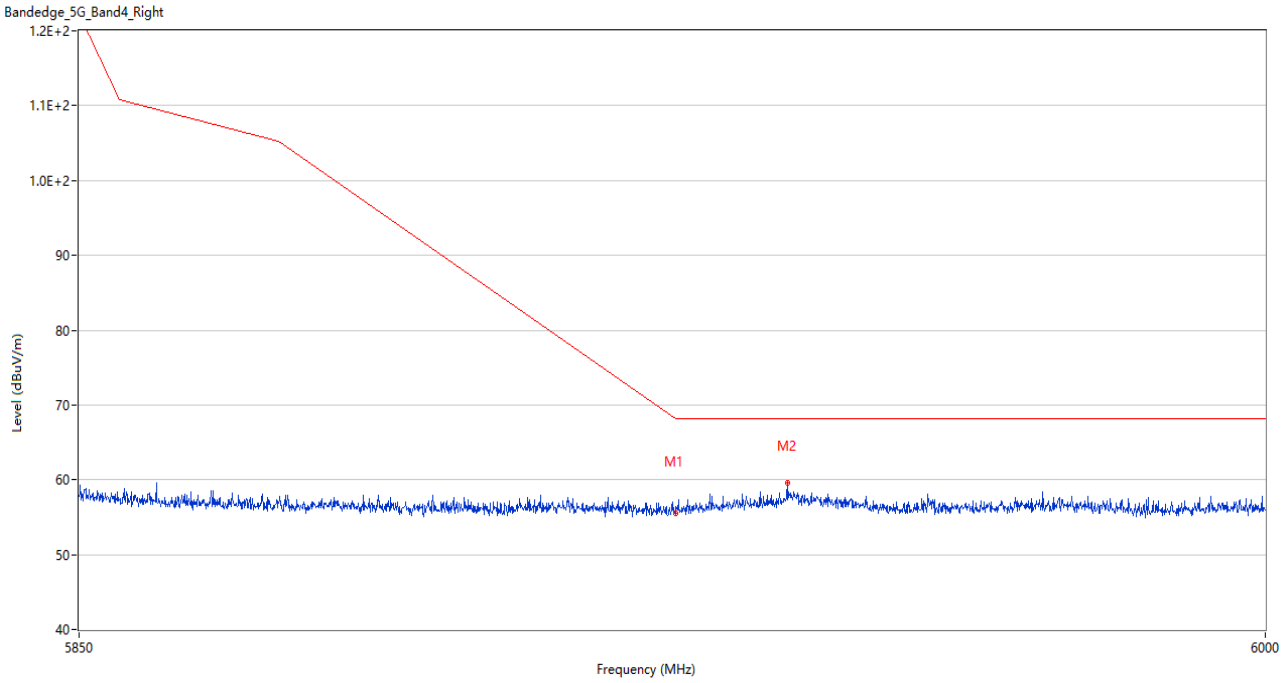

No.	Frequency (MHz)	Results (dBuV/m)	Factor (dB)	Limit (dBuV/m)	Margin (dB)	Detector	Table (Degree)	Height (cm)	Antenna	Verdict
1	5924.925	55.59	3.49	68.3	12.71	Peak	48.00	150	Horizontal	Pass
2	5939.100	59.58	4.36	68.2	8.62	Peak	16.00	200	Horizontal	Pass

Aux. Antenna

U-NII-1 11a CH36

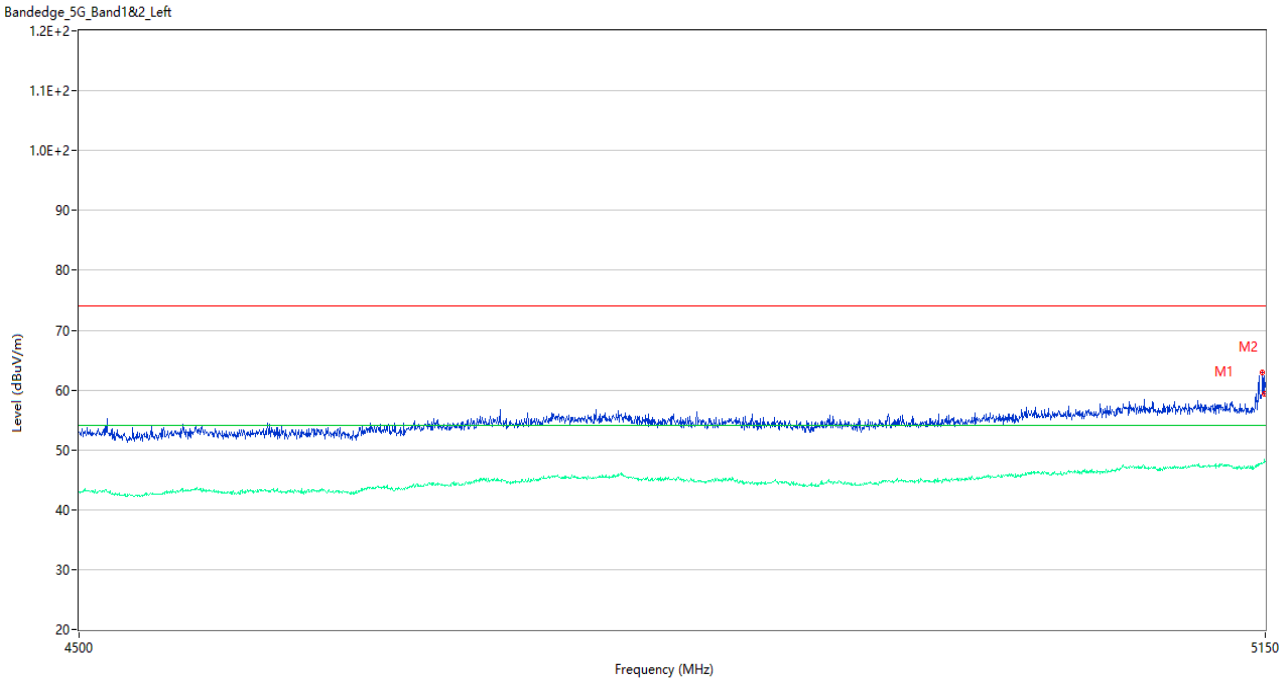

No.	Frequency (MHz)	Results (dBuV/m)	Factor (dB)	Limit (dBuV/m)	Margin (dB)	Detector	Table (Degree)	Height (cm)	Antenna	Verdict
1	5148.375	62.96	4.05	74.0	11.04	Peak	195.00	200	Horizontal	Pass
1**	5148.375	47.72	4.05	54.0	6.28	AV	195.00	200	Horizontal	Pass
2	5149.675	59.34	4.06	74.0	14.66	Peak	196.00	200	Horizontal	Pass
2**	5149.675	48.37	4.06	54.0	5.63	AV	196.00	200	Horizontal	Pass

U-NII-1 11a CH48

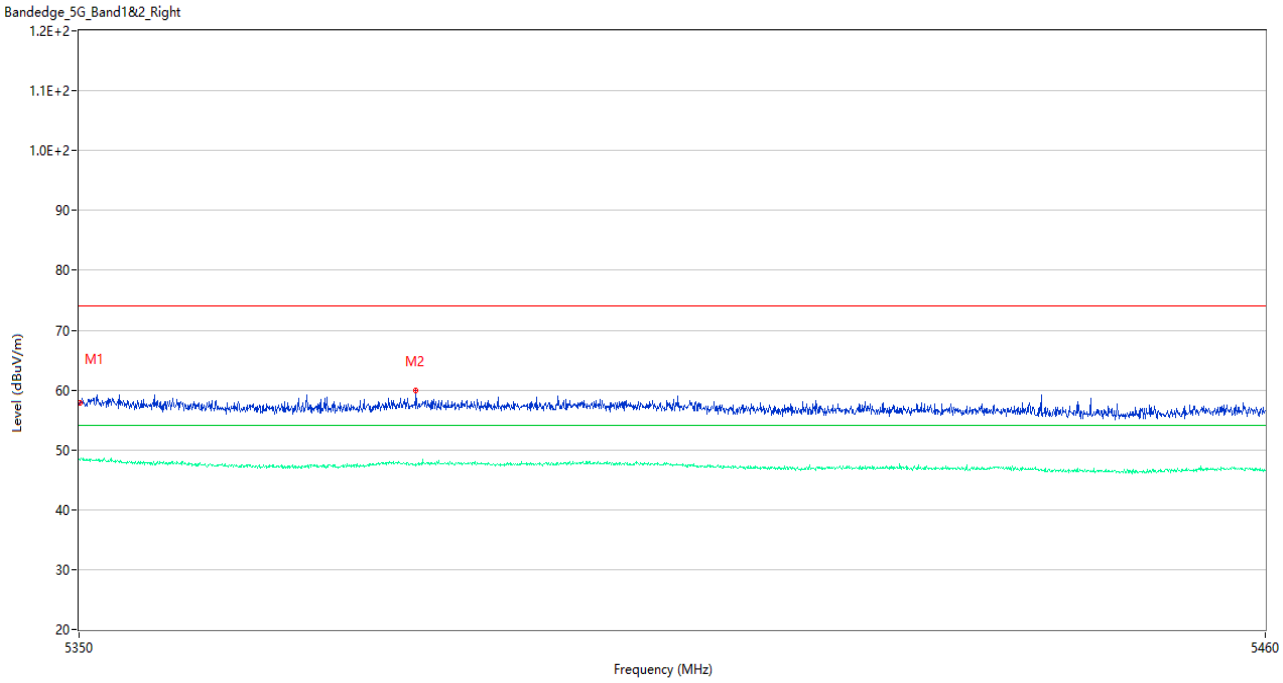

No.	Frequency (MHz)	Results (dBuV/m)	Factor (dB)	Limit (dBuV/m)	Margin (dB)	Detector	Table (Degree)	Height (cm)	Antenna	Verdict
1	5350.055	57.85	5.10	74.0	16.15	Peak	15.00	150	Horizontal	Pass
1**	5350.055	48.30	5.10	54.0	5.70	AV	15.00	150	Horizontal	Pass
2	5381.020	59.86	4.64	74.0	14.14	Peak	81.00	150	Horizontal	Pass
2**	5381.020	47.39	4.64	54.0	6.61	AV	81.00	150	Horizontal	Pass

U-NII-1 11n20 CH36

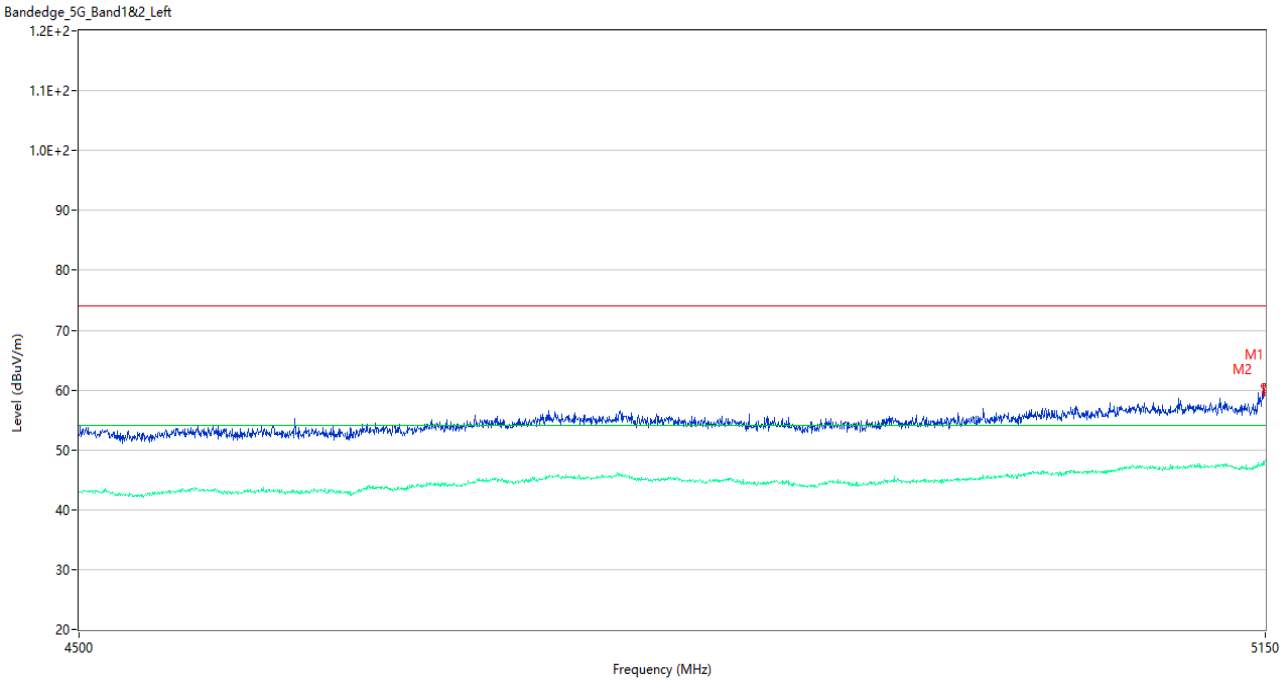

No.	Frequency (MHz)	Results (dBuV/m)	Factor (dB)	Limit (dBuV/m)	Margin (dB)	Detector	Table (Degree)	Height (cm)	Antenna	Verdict
1	5148.700	60.68	4.03	74.0	13.32	Peak	171.00	100	Horizontal	Pass
1**	5148.700	47.98	4.03	54.0	6.02	AV	171.00	100	Horizontal	Pass
2	5149.675	59.63	4.06	74.0	14.37	Peak	139.00	150	Horizontal	Pass
2**	5149.675	47.90	4.06	54.0	6.10	AV	139.00	150	Horizontal	Pass

U-NII-1 11n20 CH48

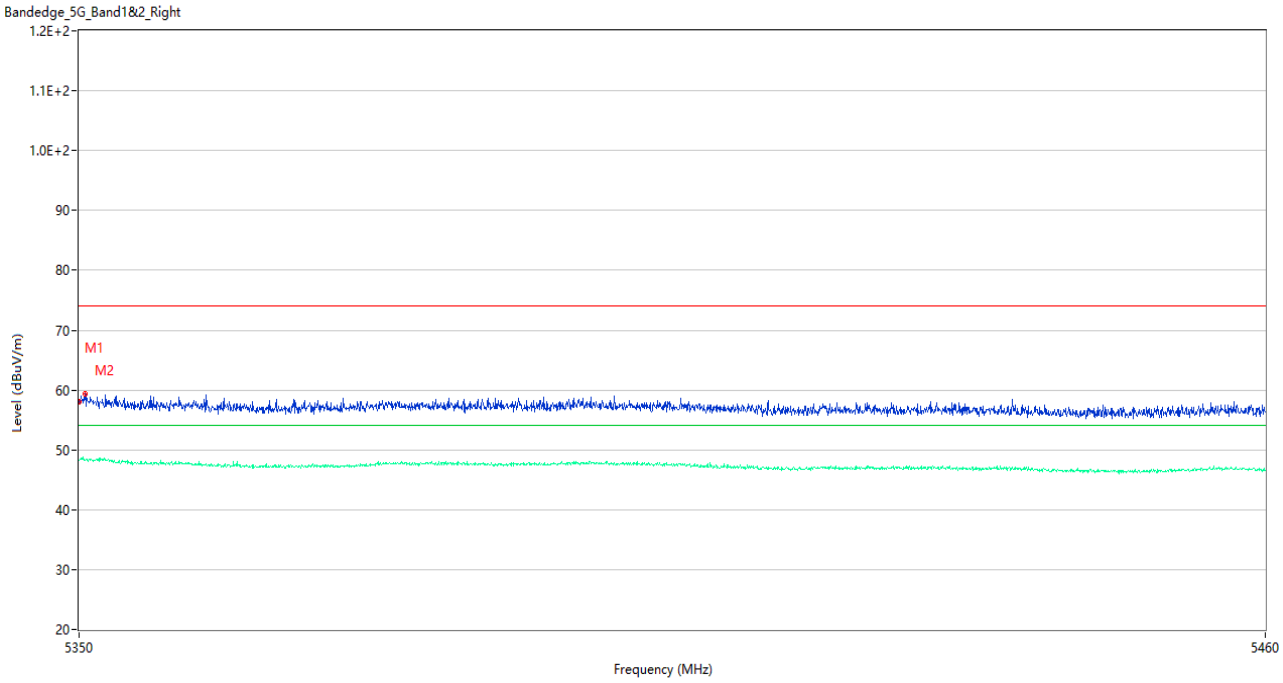

No.	Frequency (MHz)	Results (dBuV/m)	Factor (dB)	Limit (dBuV/m)	Margin (dB)	Detector	Table (Degree)	Height (cm)	Antenna	Verdict
1	5350.000	58.04	5.11	74.0	15.96	Peak	217.00	100	Horizontal	Pass
1**	5350.000	48.32	5.11	54.0	5.68	AV	217.00	100	Horizontal	Pass
2	5350.550	59.45	5.04	74.0	14.55	Peak	191.00	150	Horizontal	Pass
2**	5350.550	48.31	5.04	54.0	5.69	AV	191.00	150	Horizontal	Pass

U-NII-1 11n40 CH38

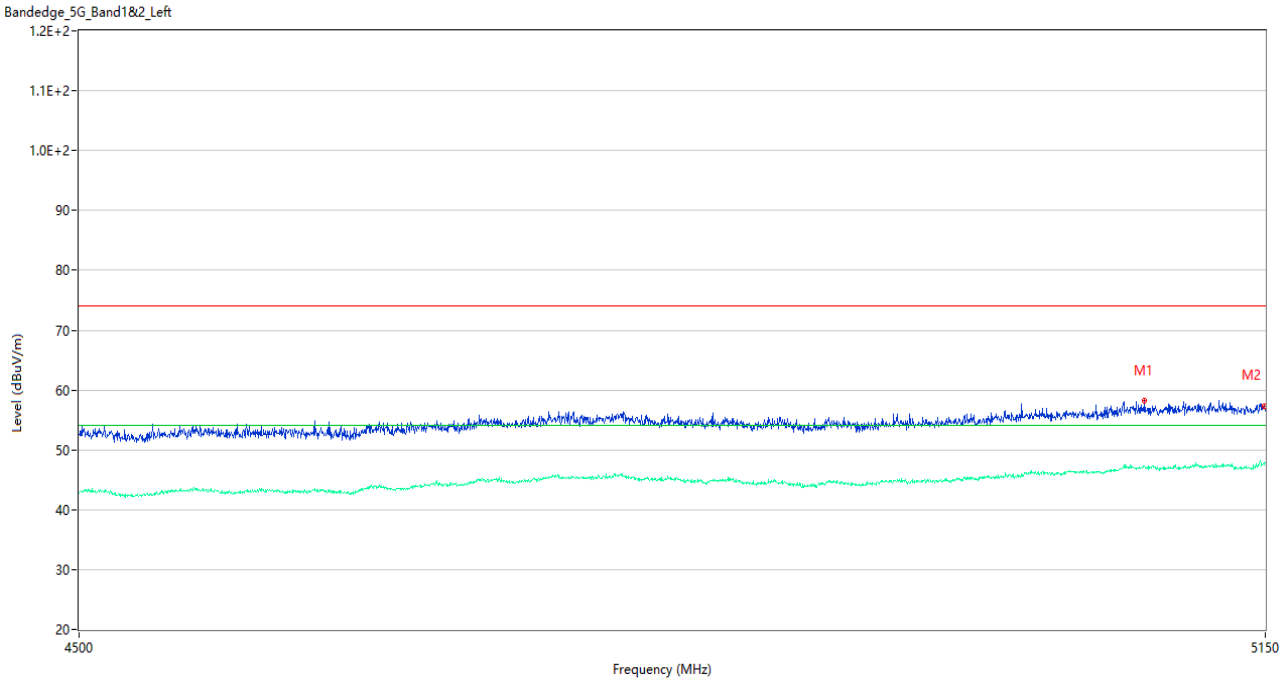

No.	Frequency (MHz)	Results (dBuV/m)	Factor (dB)	Limit (dBuV/m)	Margin (dB)	Detector	Table (Degree)	Height (cm)	Antenna	Verdict
1	5079.800	58.31	4.13	74.0	15.69	Peak	138.00	100	Horizontal	Pass
1**	5079.800	47.31	4.13	54.0	6.69	AV	138.00	100	Horizontal	Pass
2	5149.675	57.27	4.06	74.0	16.73	Peak	190.00	200	Horizontal	Pass
2**	5149.675	47.86	4.06	54.0	6.14	AV	190.00	200	Horizontal	Pass

U-NII-1 11n40 CH46

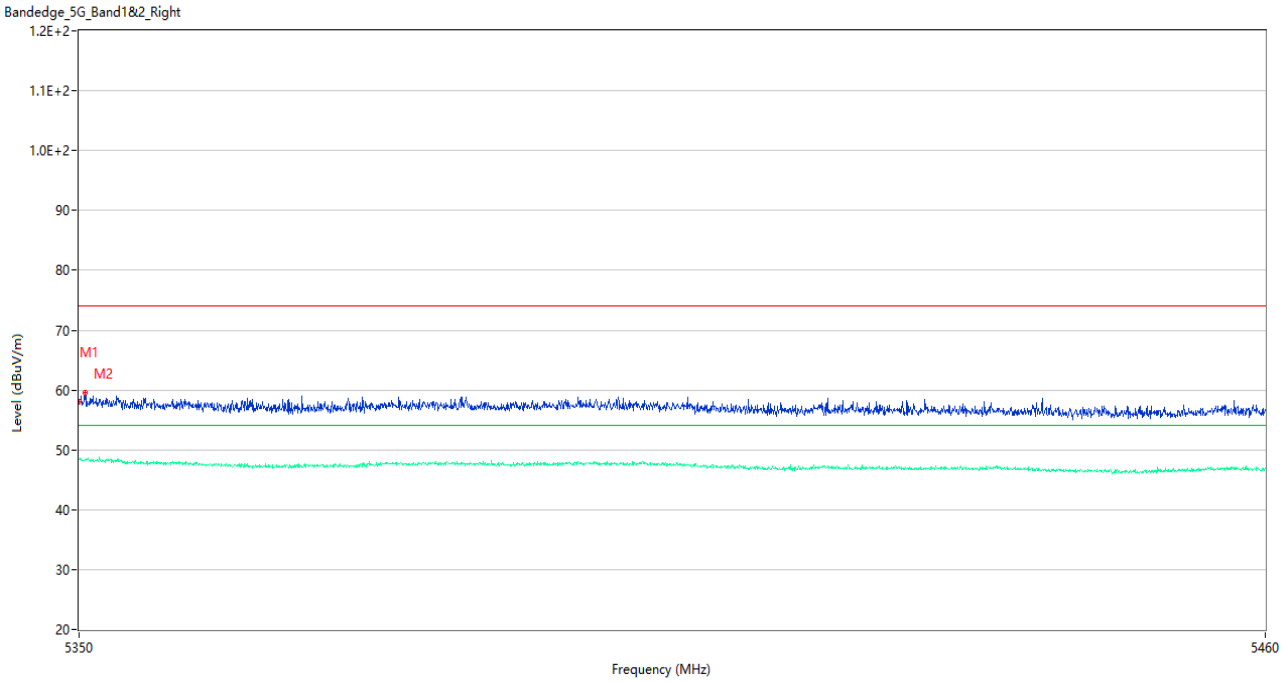

No.	Frequency (MHz)	Results (dBuV/m)	Factor (dB)	Limit (dBuV/m)	Margin (dB)	Detector	Table (Degree)	Height (cm)	Antenna	Verdict
1	5350.000	58.12	5.11	74.0	15.88	Peak	119.00	150	Horizontal	Pass
1**	5350.000	48.41	5.11	54.0	5.59	AV	119.00	150	Horizontal	Pass
2	5350.550	59.61	5.04	74.0	14.39	Peak	241.00	200	Horizontal	Pass
2**	5350.550	48.51	5.04	54.0	5.49	AV	241.00	200	Horizontal	Pass

U-NII-1 11ac20 CH36

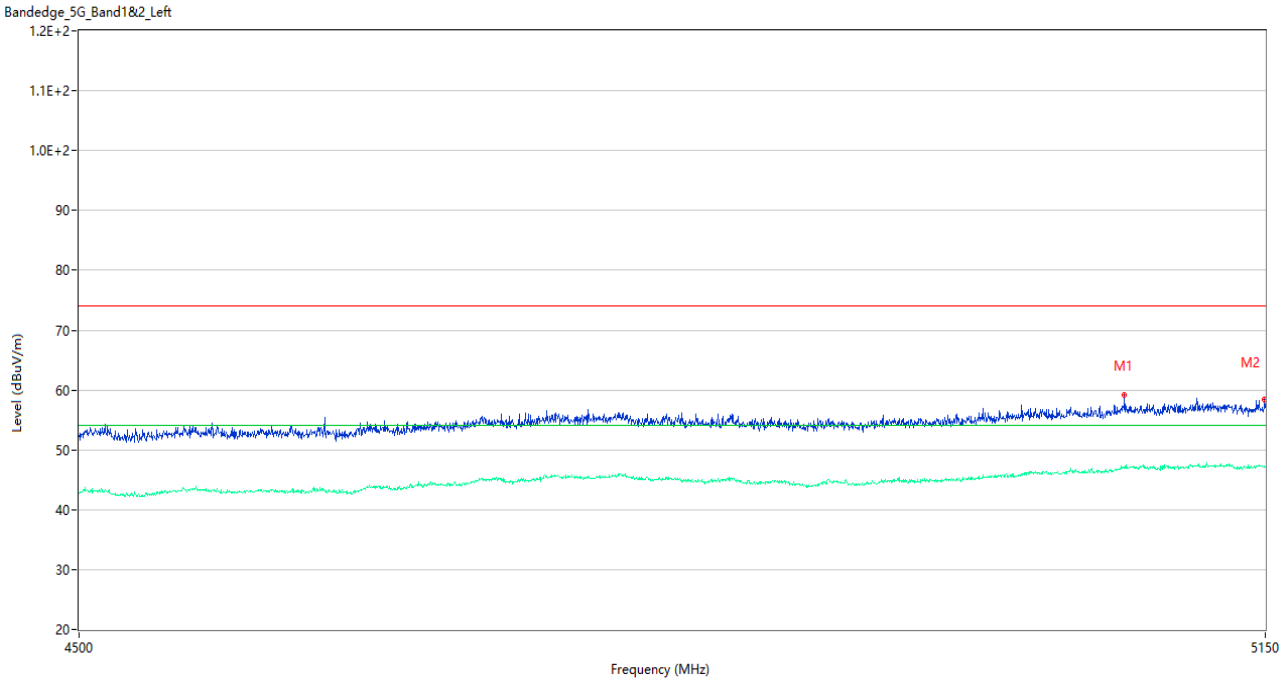

No.	Frequency (MHz)	Results (dBuV/m)	Factor (dB)	Limit (dBuV/m)	Margin (dB)	Detector	Table (Degree)	Height (cm)	Antenna	Verdict
1	5068.100	59.13	4.44	74.0	14.87	Peak	340.00	100	Horizontal	Pass
1**	5068.100	47.15	4.44	54.0	6.85	AV	340.00	100	Horizontal	Pass
2	5149.675	58.46	4.06	74.0	15.54	Peak	108.00	200	Horizontal	Pass
2**	5149.675	47.36	4.06	54.0	6.64	AV	108.00	200	Horizontal	Pass

U-NII-1 11ac20 CH48

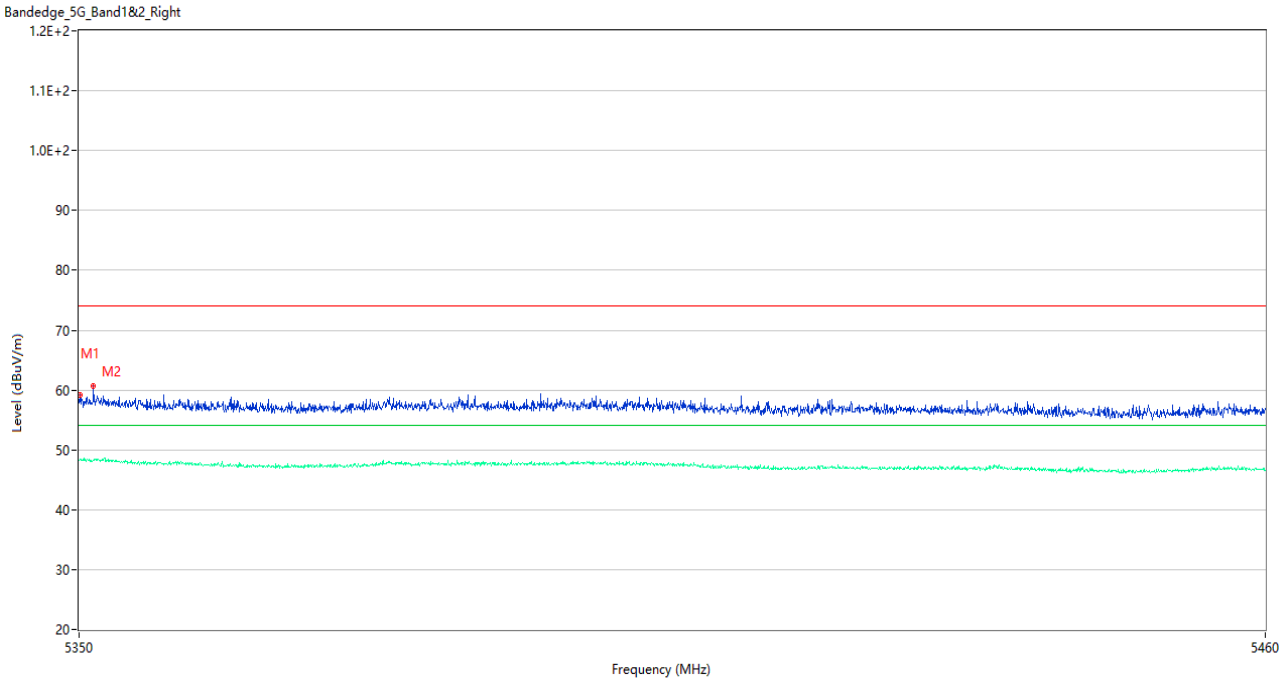

No.	Frequency (MHz)	Results (dBuV/m)	Factor (dB)	Limit (dBuV/m)	Margin (dB)	Detector	Table (Degree)	Height (cm)	Antenna	Verdict
1	5350.055	59.26	5.10	74.0	14.74	Peak	291.00	100	Horizontal	Pass
1**	5350.055	48.36	5.10	54.0	5.64	AV	291.00	100	Horizontal	Pass
2	5351.320	60.61	4.98	74.0	13.39	Peak	64.00	200	Horizontal	Pass
2**	5351.320	48.31	4.98	54.0	5.69	AV	64.00	200	Horizontal	Pass

U-NII-1 11ac40 CH38

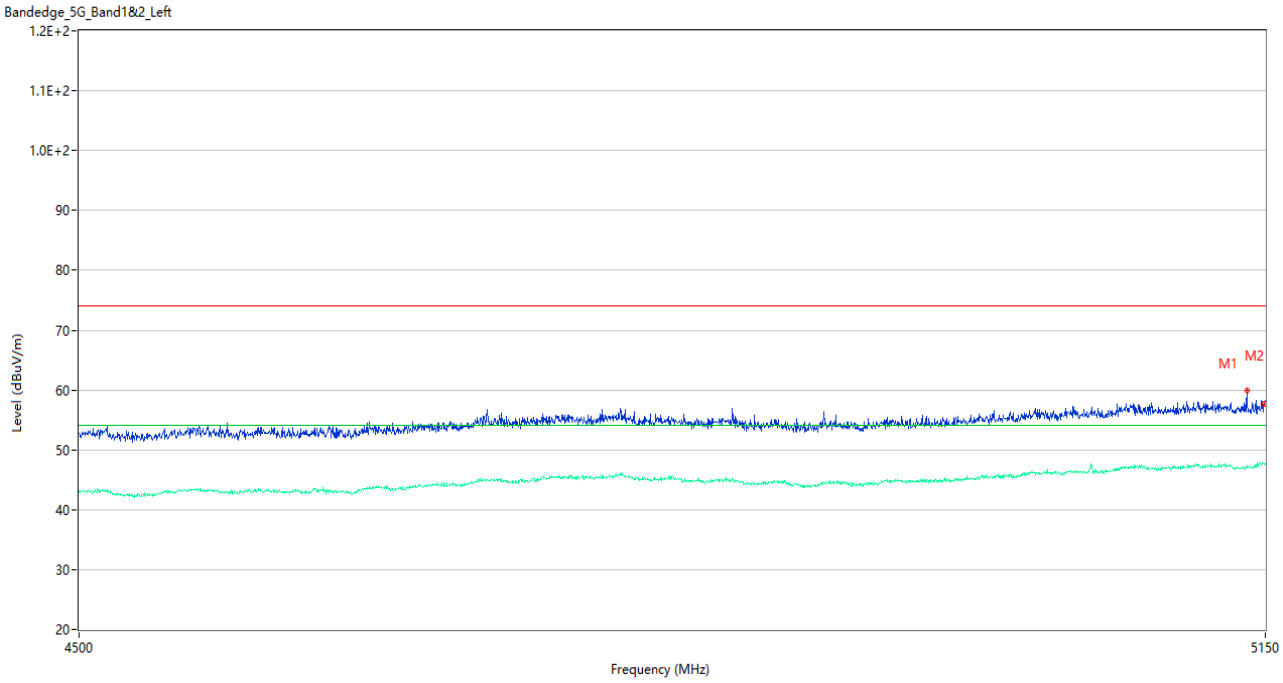

No.	Frequency (MHz)	Results (dBuV/m)	Factor (dB)	Limit (dBuV/m)	Margin (dB)	Detector	Table (Degree)	Height (cm)	Antenna	Verdict
1	5139.275	59.87	3.85	74.0	14.13	Peak	145.00	150	Horizontal	Pass
1**	5139.275	47.06	3.85	54.0	6.94	AV	145.00	150	Horizontal	Pass
2	5149.675	57.72	4.06	74.0	16.28	Peak	142.00	200	Horizontal	Pass
2**	5149.675	47.55	4.06	54.0	6.45	AV	142.00	200	Horizontal	Pass

U-NII-1 11ac40 CH46

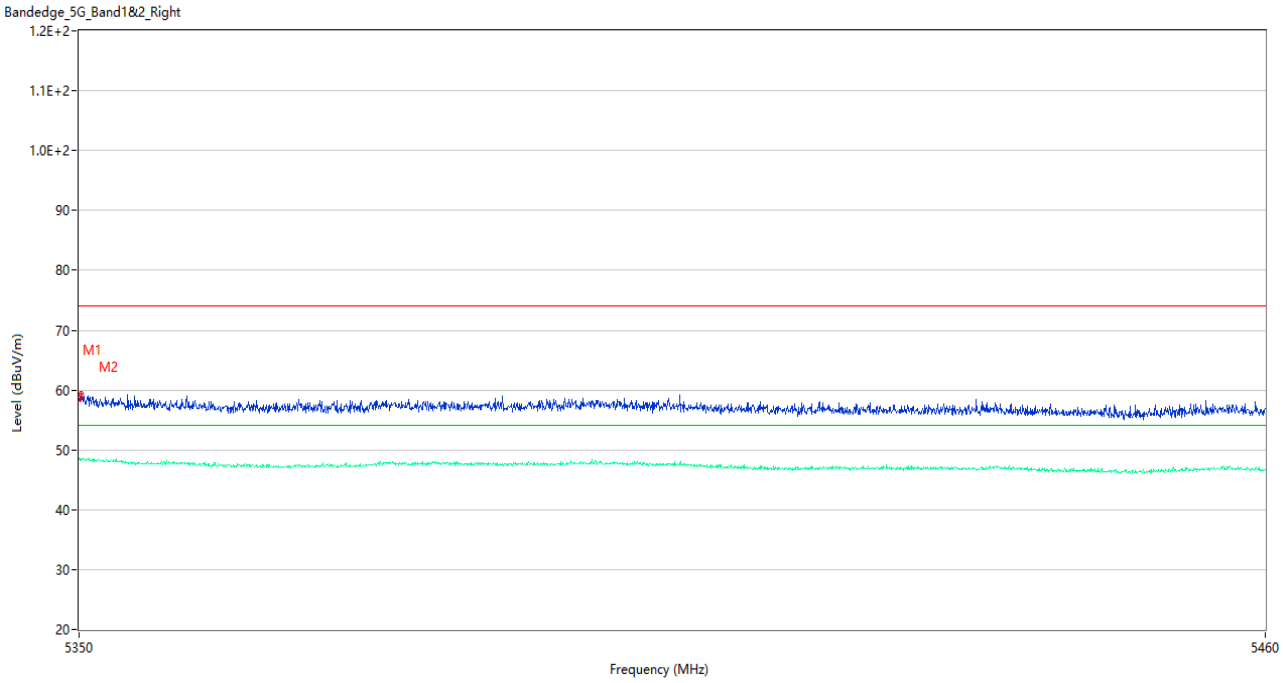

No.	Frequency (MHz)	Results (dBuV/m)	Factor (dB)	Limit (dBuV/m)	Margin (dB)	Detector	Table (Degree)	Height (cm)	Antenna	Verdict
1	5350.055	58.57	5.10	74.0	15.43	Peak	0.00	150	Horizontal	Pass
1**	5350.055	48.33	5.10	54.0	5.67	AV	0.00	150	Horizontal	Pass
2	5350.220	59.42	5.08	74.0	14.58	Peak	66.00	100	Horizontal	Pass
2**	5350.220	48.44	5.08	54.0	5.56	AV	66.00	100	Horizontal	Pass

U-NII-1 11ac80 CH42

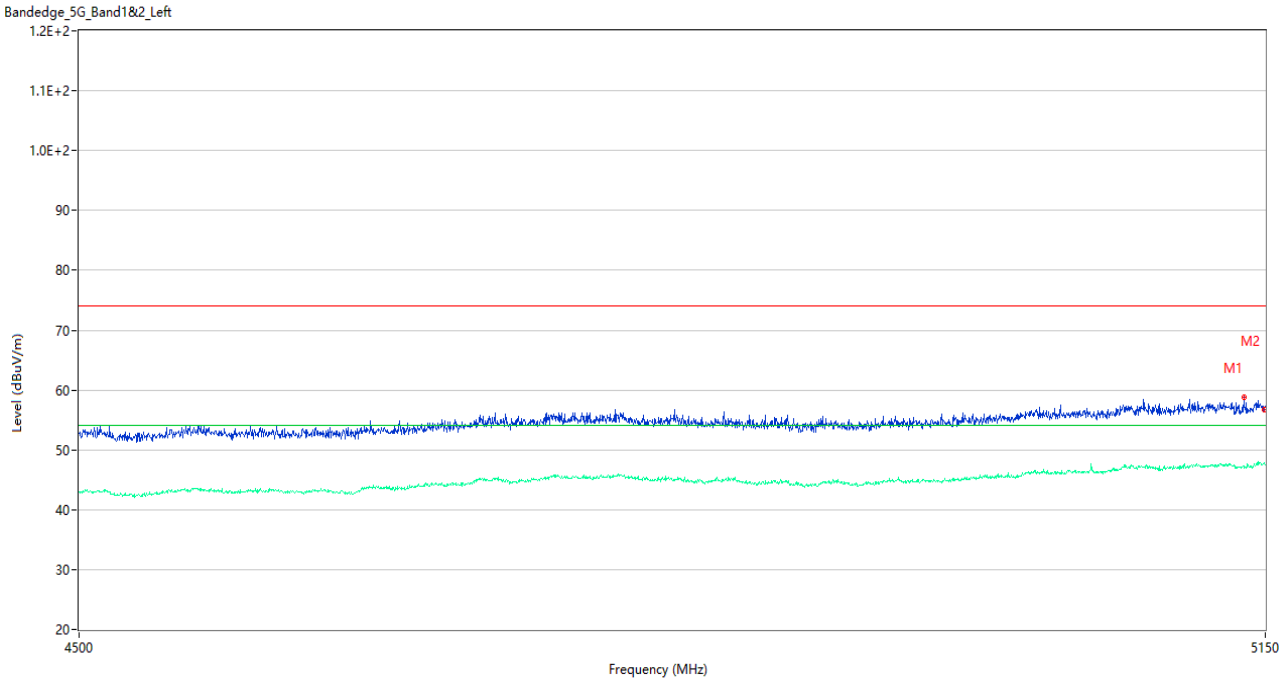

No.	Frequency (MHz)	Results (dBuV/m)	Factor (dB)	Limit (dBuV/m)	Margin (dB)	Detector	Table (Degree)	Height (cm)	Antenna	Verdict
1	5137.325	58.78	3.91	74.0	15.22	Peak	264.00	100	Horizontal	Pass
1**	5137.325	47.26	3.91	54.0	6.74	AV	264.00	100	Horizontal	Pass
2	5149.675	56.76	4.06	74.0	17.24	Peak	155.00	150	Horizontal	Pass
2**	5149.675	47.69	4.06	54.0	6.31	AV	155.00	150	Horizontal	Pass

U-NII-1 11ac80 CH42

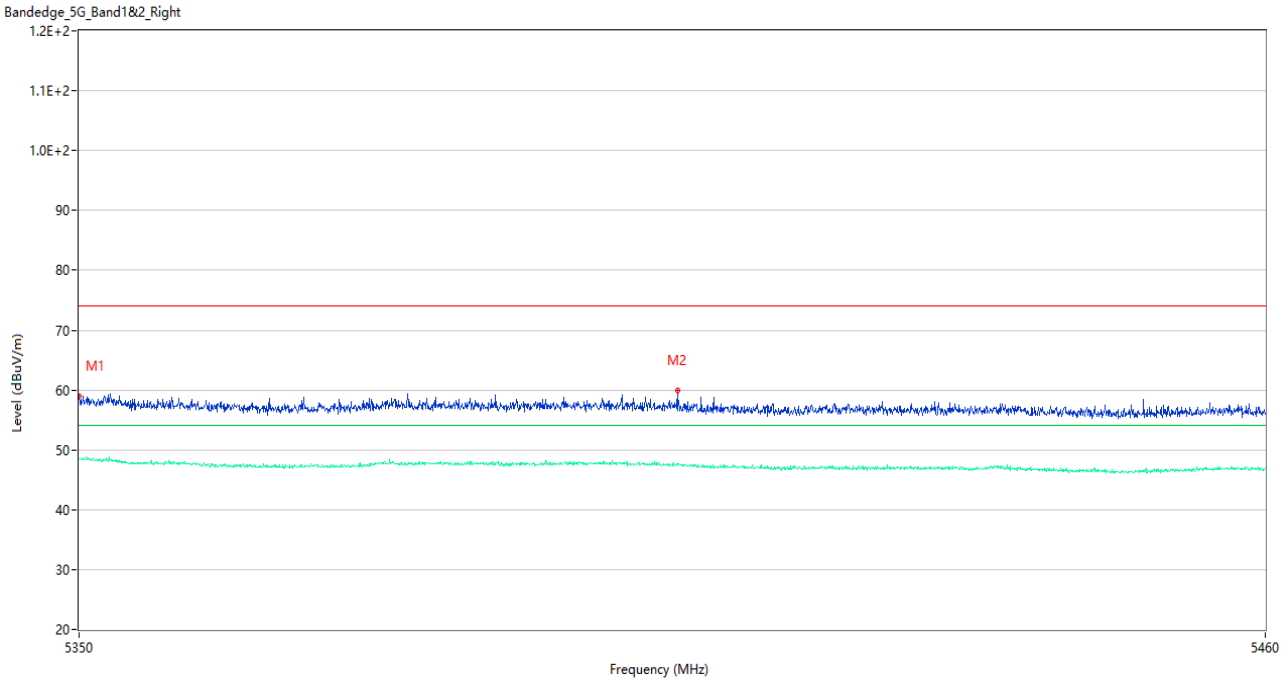

No.	Frequency (MHz)	Results (dBuV/m)	Factor (dB)	Limit (dBuV/m)	Margin (dB)	Detector	Table (Degree)	Height (cm)	Antenna	Verdict
1	5350.000	59.03	5.11	74.0	14.97	Peak	360.00	200	Horizontal	Pass
1**	5350.000	48.43	5.11	54.0	5.57	AV	360.00	200	Horizontal	Pass
2	5405.220	59.94	4.61	74.0	14.06	Peak	6.00	100	Horizontal	Pass
2**	5405.220	47.65	4.61	54.0	6.35	AV	6.00	100	Horizontal	Pass

U-NII-3 11a CH149

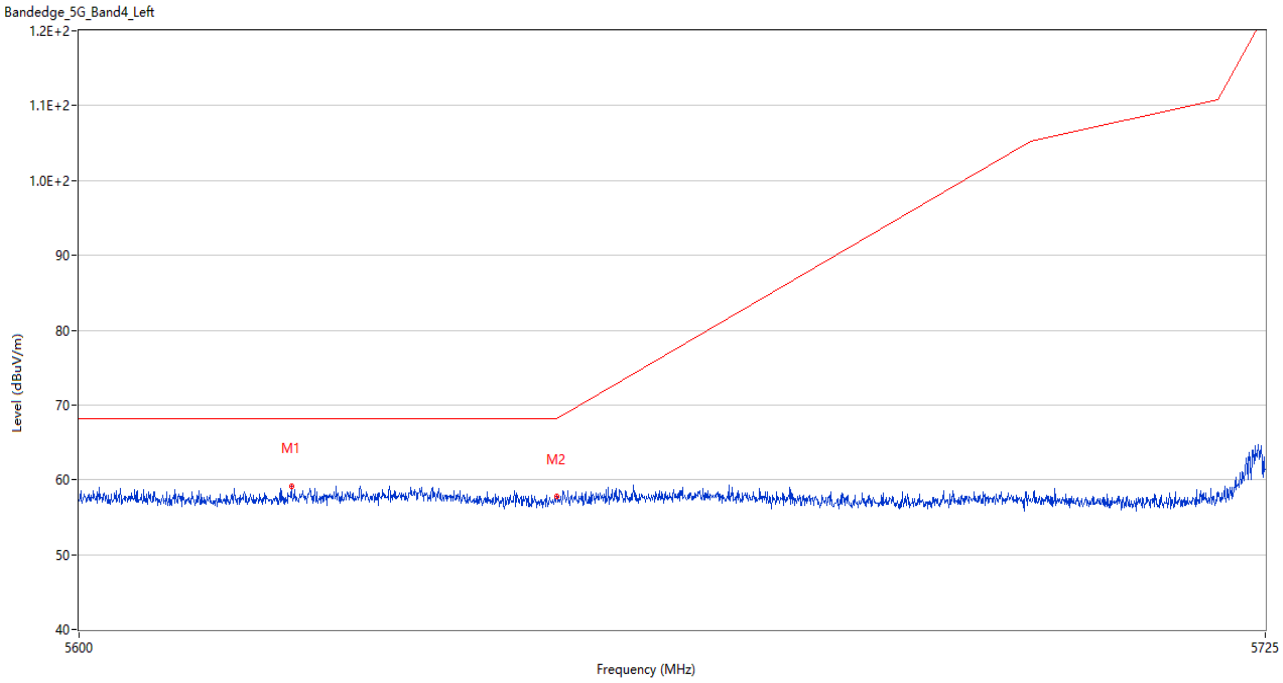

No.	Frequency (MHz)	Results (dBuV/m)	Factor (dB)	Limit (dBuV/m)	Margin (dB)	Detector	Table (Degree)	Height (cm)	Antenna	Verdict
1	5622.188	59.20	4.76	68.2	9.00	Peak	239.00	150	Horizontal	Pass
2	5650.000	57.74	4.41	68.2	10.46	Peak	303.00	200	Horizontal	Pass

U-NII-3 11a CH165

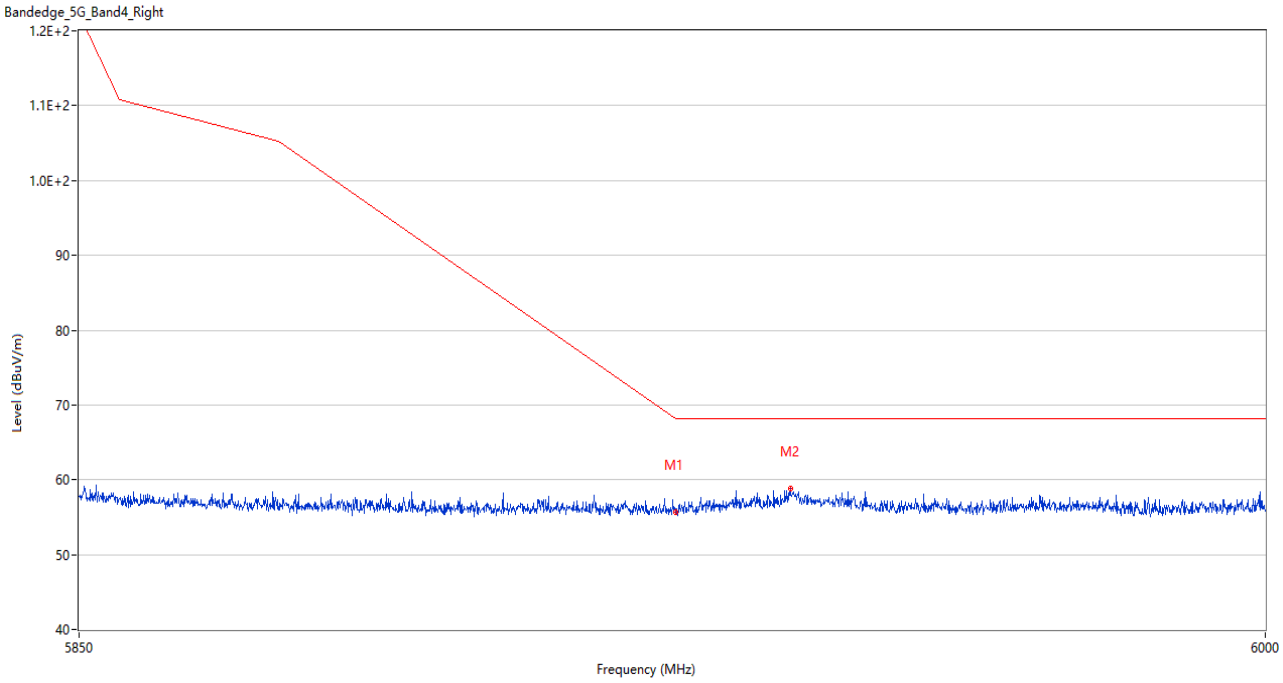

No.	Frequency (MHz)	Results (dBuV/m)	Factor (dB)	Limit (dBuV/m)	Margin (dB)	Detector	Table (Degree)	Height (cm)	Antenna	Verdict
1	5924.925	55.72	3.49	68.3	12.58	Peak	25.00	100	Horizontal	Pass
2	5939.475	58.87	4.39	68.2	9.33	Peak	166.00	200	Horizontal	Pass

U-NII-3 11n20 CH149

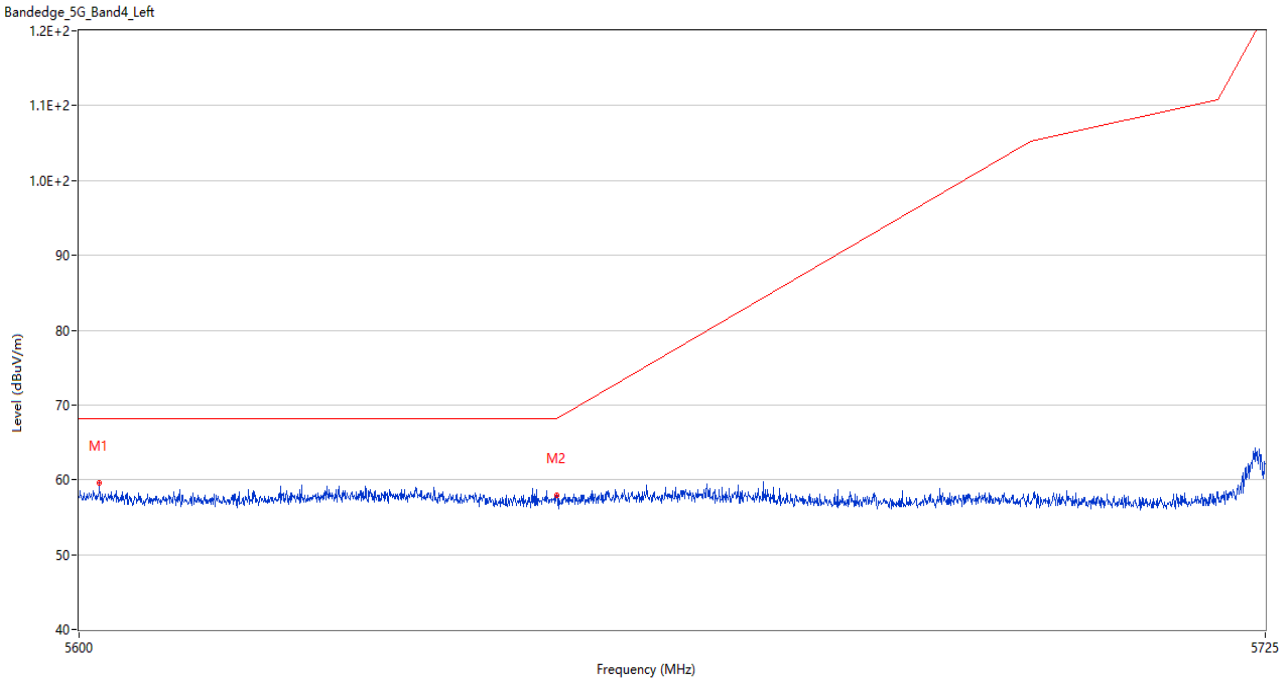

No.	Frequency (MHz)	Results (dBuV/m)	Factor (dB)	Limit (dBuV/m)	Margin (dB)	Detector	Table (Degree)	Height (cm)	Antenna	Verdict
1	5602.125	59.58	5.18	68.2	8.62	Peak	92.00	150	Horizontal	Pass
2	5650.000	57.88	4.41	68.2	10.32	Peak	135.00	100	Horizontal	Pass

U-NII-3 11n20 CH165

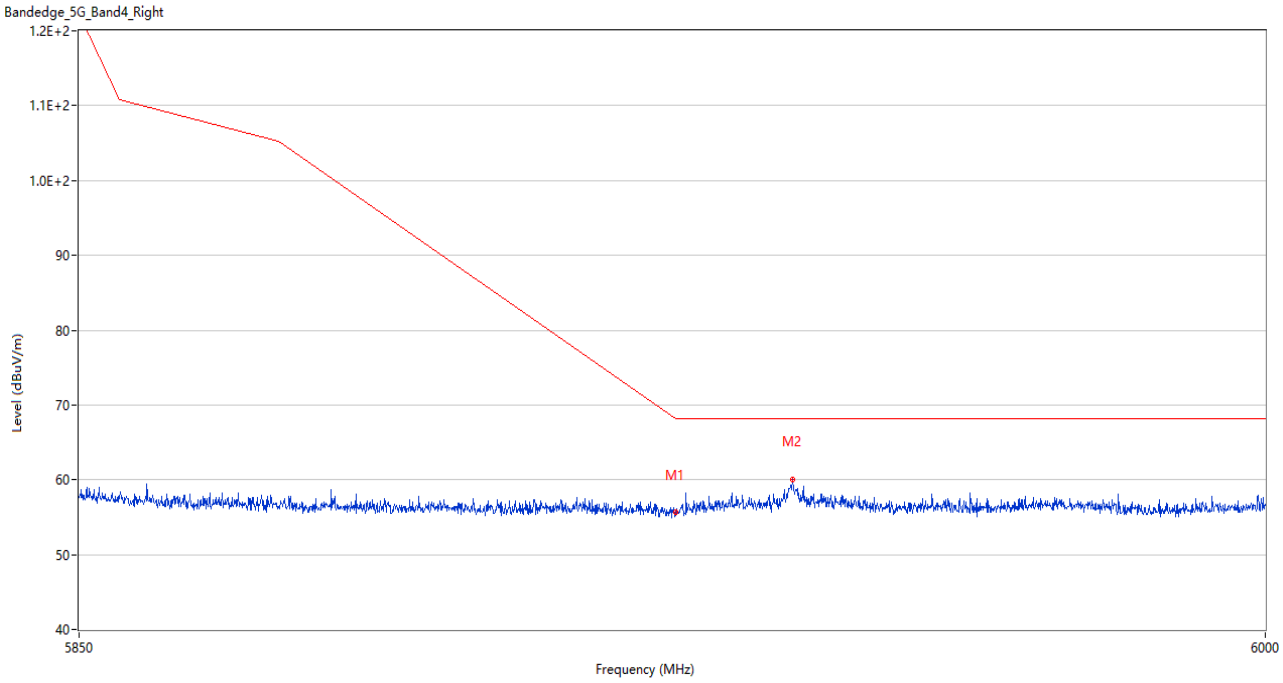

No.	Frequency (MHz)	Results (dBuV/m)	Factor (dB)	Limit (dBuV/m)	Margin (dB)	Detector	Table (Degree)	Height (cm)	Antenna	Verdict
1	5924.925	55.66	3.49	68.3	12.64	Peak	37.00	200	Horizontal	Pass
2	5939.775	60.10	4.39	68.2	8.10	Peak	76.00	150	Horizontal	Pass

U-NII-3 11n40 CH151

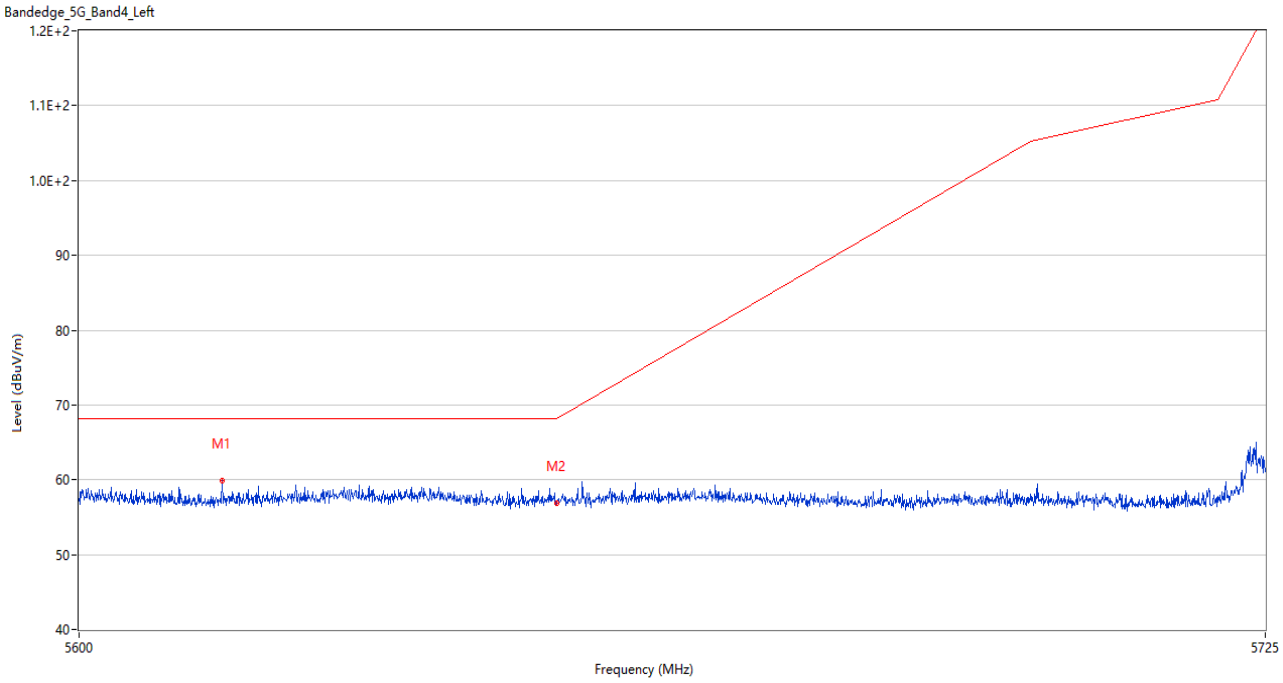

No.	Frequency (MHz)	Results (dBuV/m)	Factor (dB)	Limit (dBuV/m)	Margin (dB)	Detector	Table (Degree)	Height (cm)	Antenna	Verdict
1	5614.938	59.90	4.64	68.2	8.30	Peak	305.00	200	Horizontal	Pass
2	5650.000	56.88	4.41	68.2	11.32	Peak	281.00	100	Horizontal	Pass

U-NII-3 11n40 CH159

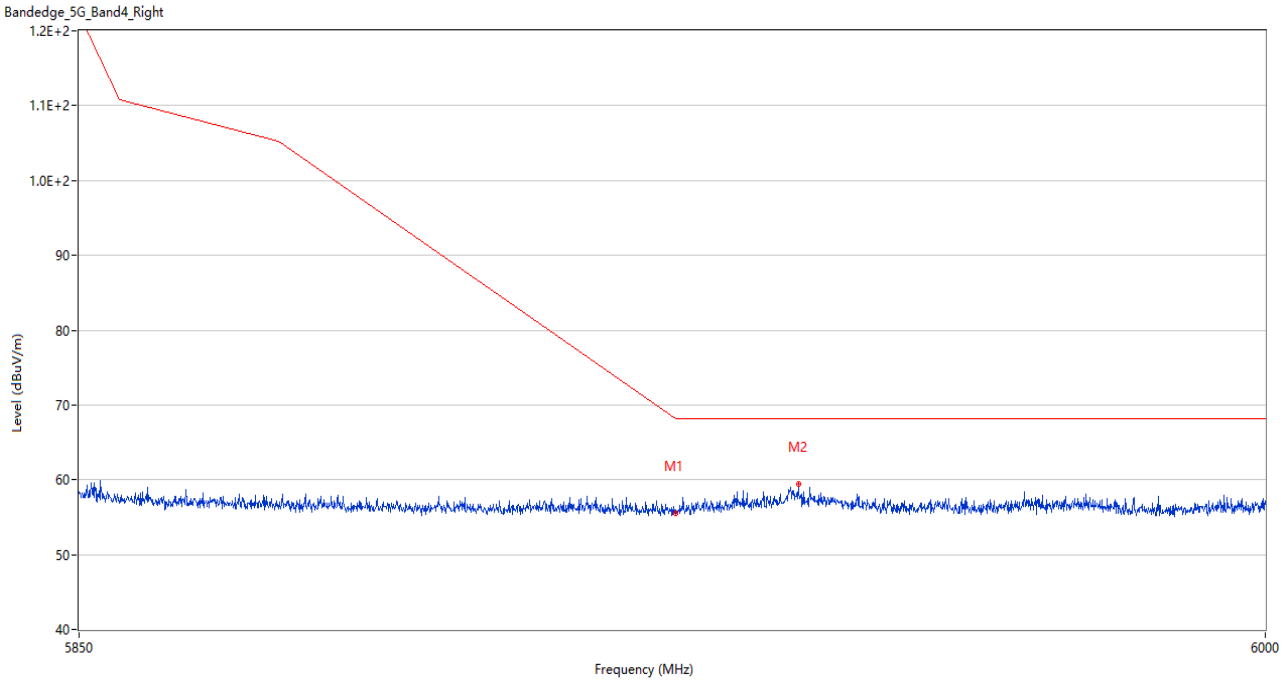

No.	Frequency (MHz)	Results (dBuV/m)	Factor (dB)	Limit (dBuV/m)	Margin (dB)	Detector	Table (Degree)	Height (cm)	Antenna	Verdict
1	5924.925	55.51	3.49	68.3	12.79	Peak	360.00	200	Horizontal	Pass
2	5940.525	59.37	4.41	68.2	8.83	Peak	77.00	100	Horizontal	Pass

U-NII-3 11ac20 CH149

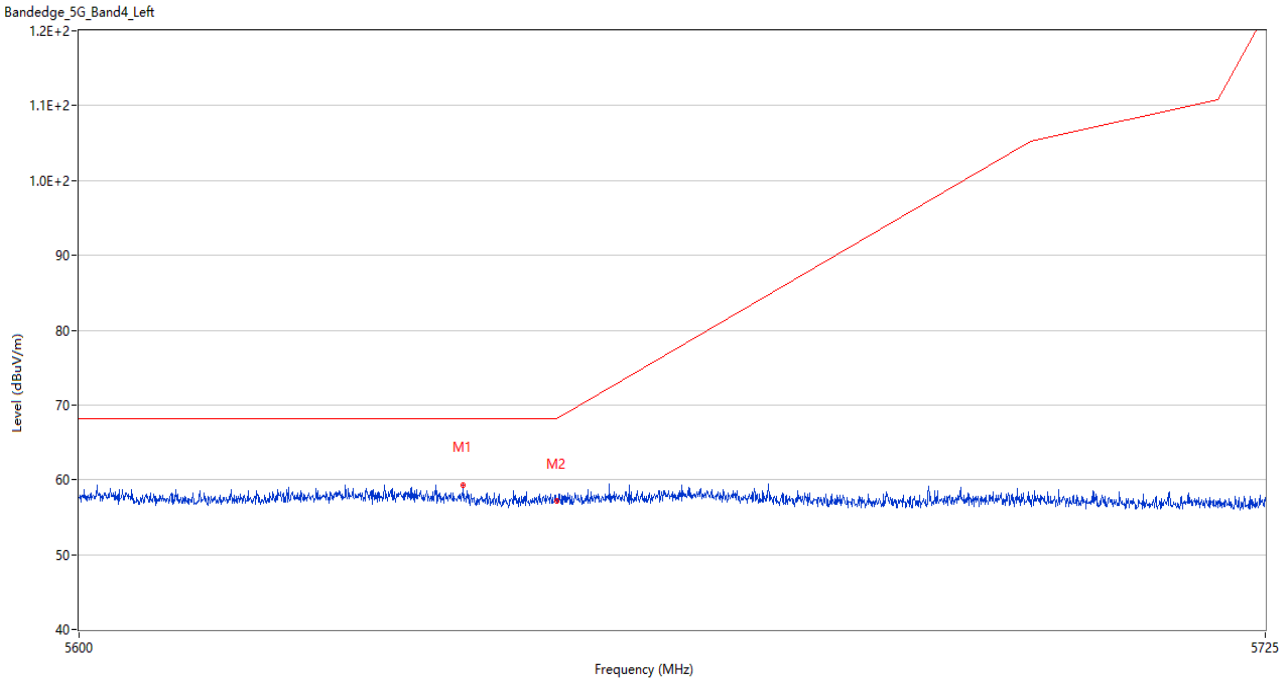

No.	Frequency (MHz)	Results (dBuV/m)	Factor (dB)	Limit (dBuV/m)	Margin (dB)	Detector	Table (Degree)	Height (cm)	Antenna	Verdict
1	5640.187	59.35	4.60	68.2	8.85	Peak	0.00	150	Horizontal	Pass
2	5650.000	57.12	4.41	68.2	11.08	Peak	270.00	200	Horizontal	Pass

U-NII-3 11ac20 CH165

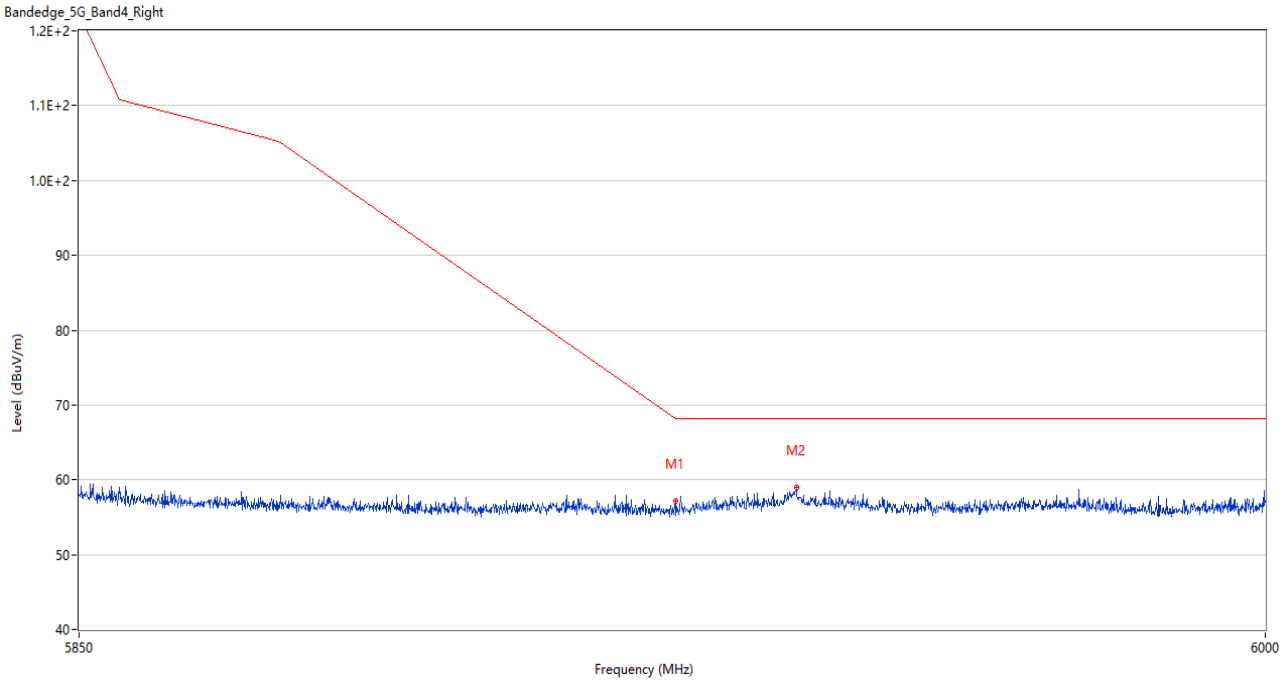

No.	Frequency (MHz)	Results (dBuV/m)	Factor (dB)	Limit (dBuV/m)	Margin (dB)	Detector	Table (Degree)	Height (cm)	Antenna	Verdict
1	5924.925	57.14	3.49	68.3	11.16	Peak	357.00	200	Horizontal	Pass
2	5940.225	58.96	4.40	68.2	9.24	Peak	220.00	100	Horizontal	Pass

U-NII-3 11ac40 CH151

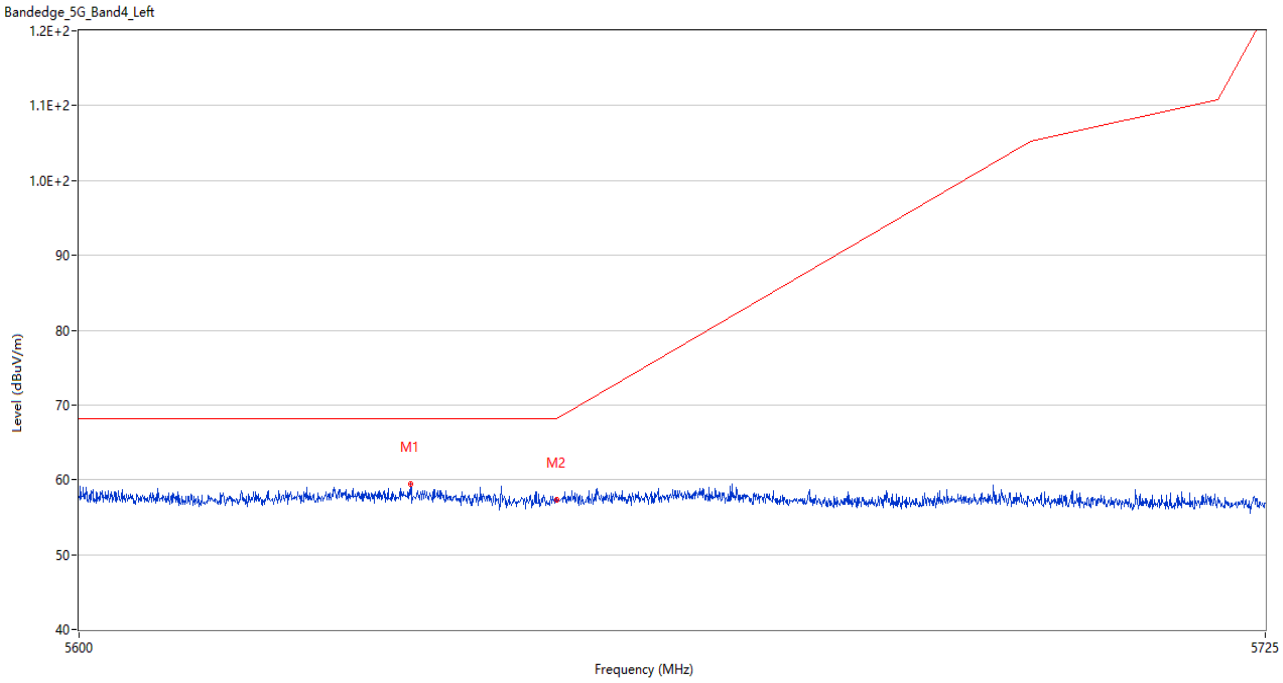

No.	Frequency (MHz)	Results (dBuV/m)	Factor (dB)	Limit (dBuV/m)	Margin (dB)	Detector	Table (Degree)	Height (cm)	Antenna	Verdict
1	5634.625	59.37	4.95	68.2	8.83	Peak	51.00	100	Horizontal	Pass
2	5650.000	57.35	4.41	68.2	10.85	Peak	339.00	200	Horizontal	Pass

U-NII-3 11ac40 CH159

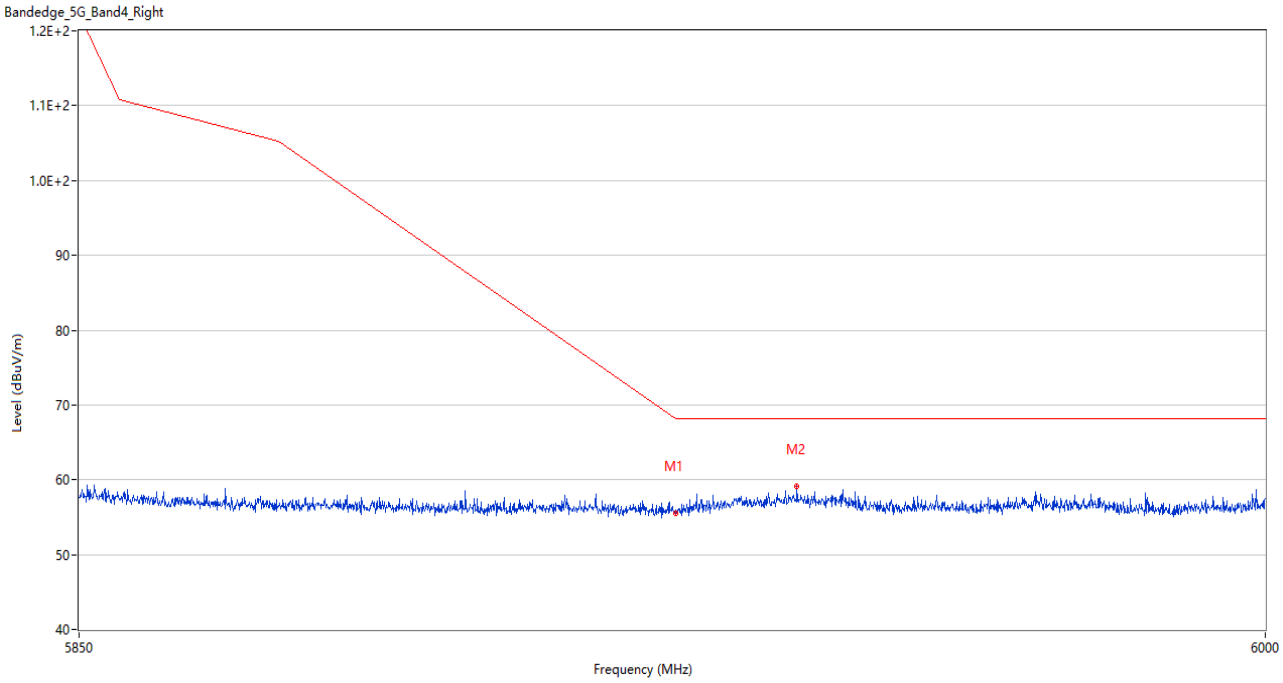

No.	Frequency (MHz)	Results (dBuV/m)	Factor (dB)	Limit (dBuV/m)	Margin (dB)	Detector	Table (Degree)	Height (cm)	Antenna	Verdict
1	5924.925	55.53	3.49	68.3	12.77	Peak	289.00	150	Horizontal	Pass
2	5940.300	59.10	4.40	68.2	9.10	Peak	149.00	150	Horizontal	Pass

U-NII-3 11ac80 CH155

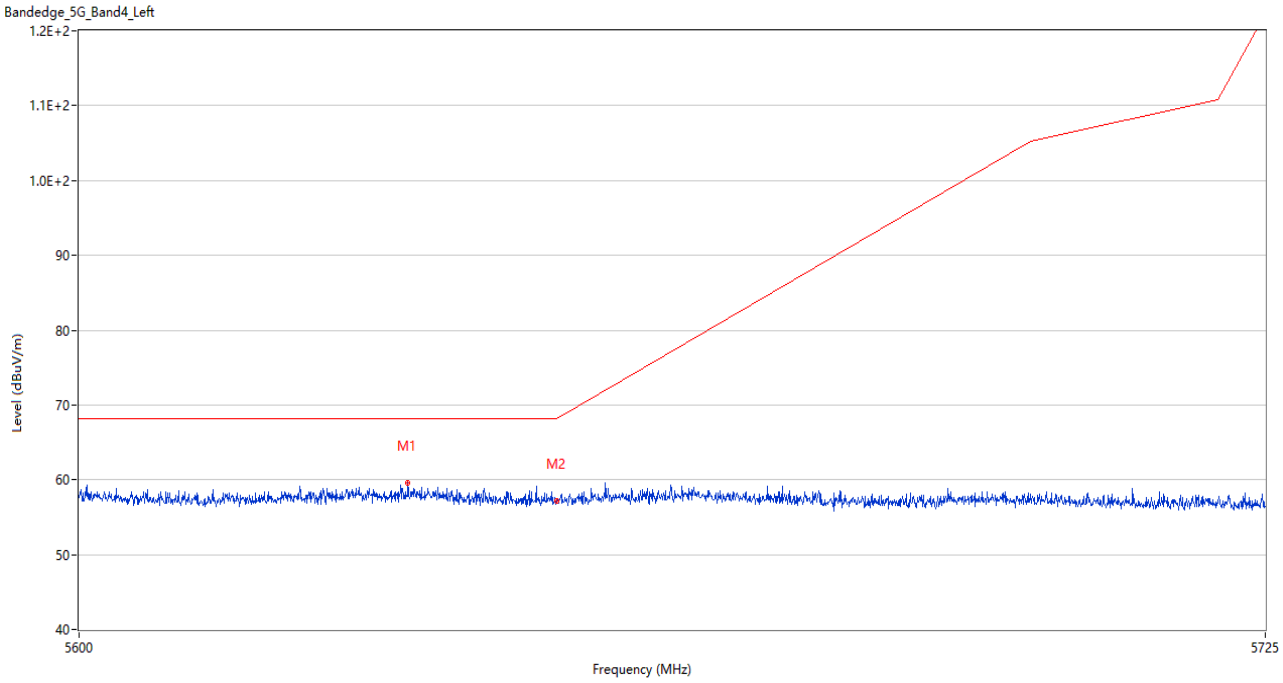

No.	Frequency (MHz)	Results (dBuV/m)	Factor (dB)	Limit (dBuV/m)	Margin (dB)	Detector	Table (Degree)	Height (cm)	Antenna	Verdict
1	5634.375	59.55	4.93	68.2	8.65	Peak	178.00	100	Horizontal	Pass
2	5650.000	57.12	4.41	68.2	11.08	Peak	159.00	200	Horizontal	Pass

U-NII-3 11ac80 CH155

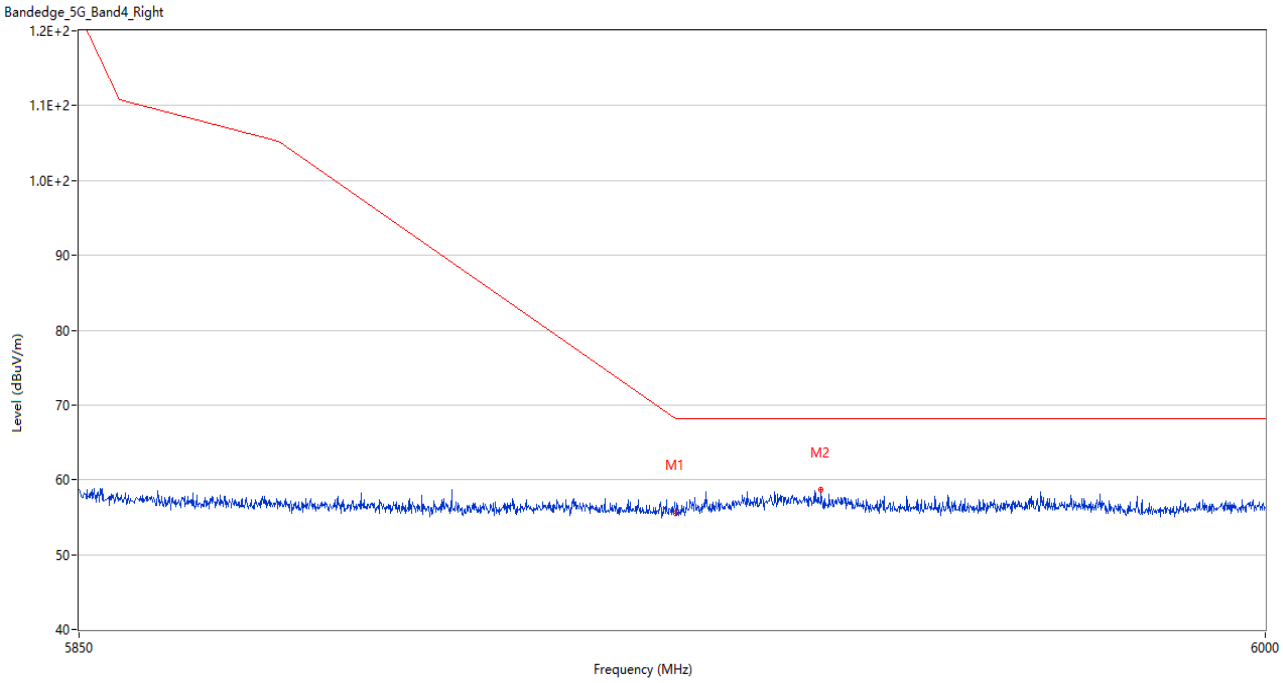

No.	Frequency (MHz)	Results (dBuV/m)	Factor (dB)	Limit (dBuV/m)	Margin (dB)	Detector	Table (Degree)	Height (cm)	Antenna	Verdict
1	5924.925	55.50	3.49	68.3	12.80	Peak	11.00	150	Horizontal	Pass
2	5943.375	58.65	4.24	68.2	9.55	Peak	125.00	150	Horizontal	Pass

MIMO

U-NII-1 11n20 CH36

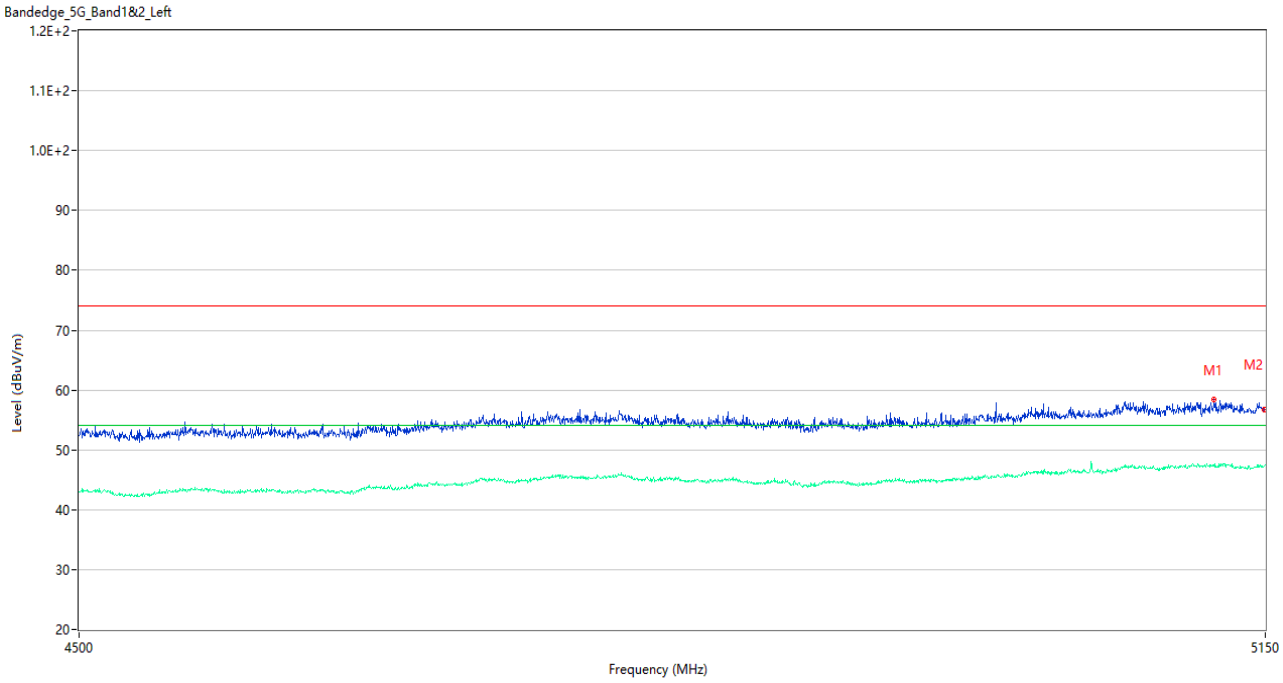

No.	Frequency (MHz)	Results (dBuV/m)	Factor (dB)	Limit (dBuV/m)	Margin (dB)	Detector	Table (Degree)	Height (cm)	Antenna	Verdict
1	5120.100	58.33	4.44	74.0	15.67	Peak	38.00	200	Horizontal	Pass
1**	5120.100	47.26	4.44	54.0	6.74	AV	38.00	200	Horizontal	Pass
2	5149.675	56.69	4.06	74.0	17.31	Peak	258.00	200	Horizontal	Pass
2**	5149.675	47.31	4.06	54.0	6.69	AV	258.00	200	Horizontal	Pass

U-NII-1 11n20 CH48

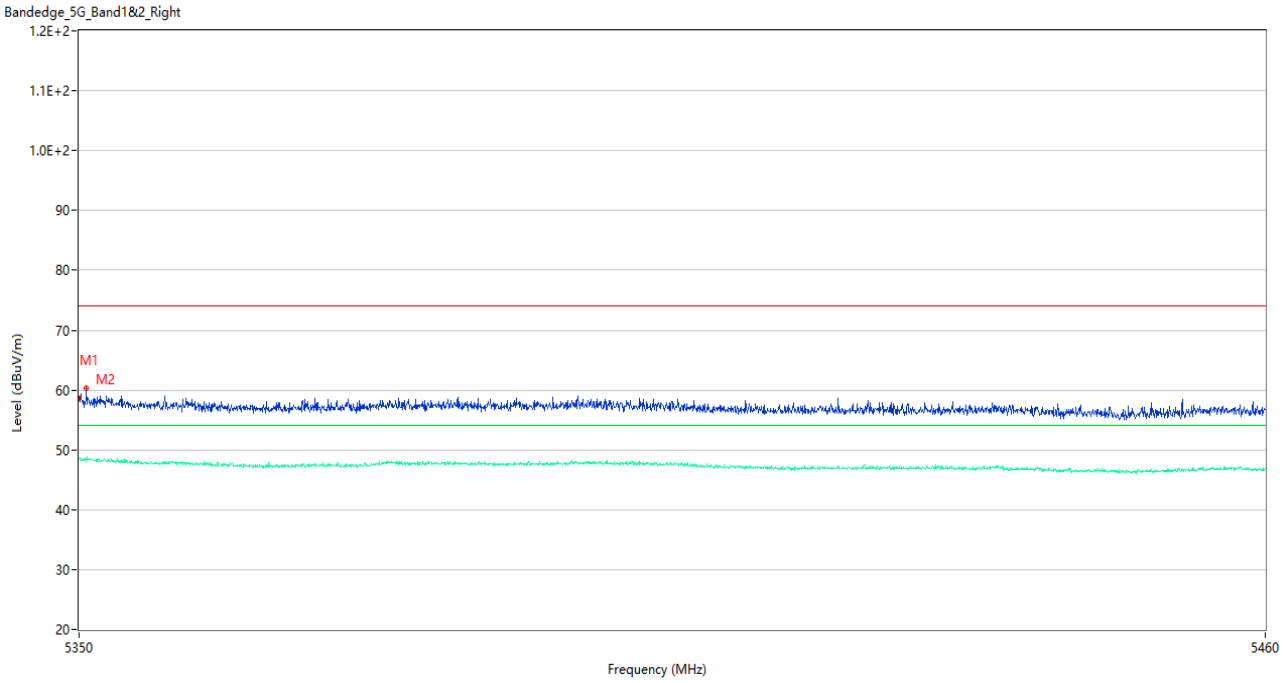

No.	Frequency (MHz)	Results (dBuV/m)	Factor (dB)	Limit (dBuV/m)	Margin (dB)	Detector	Table (Degree)	Height (cm)	Antenna	Verdict
1	5350.000	58.56	5.11	74.0	15.44	Peak	346.00	200	Horizontal	Pass
1**	5350.000	48.65	5.11	54.0	5.35	AV	346.00	200	Horizontal	Pass
2	5350.660	60.22	5.03	74.0	13.78	Peak	351.00	150	Horizontal	Pass
2**	5350.660	48.43	5.03	54.0	5.57	AV	351.00	150	Horizontal	Pass

U-NII-1 11n40 CH38

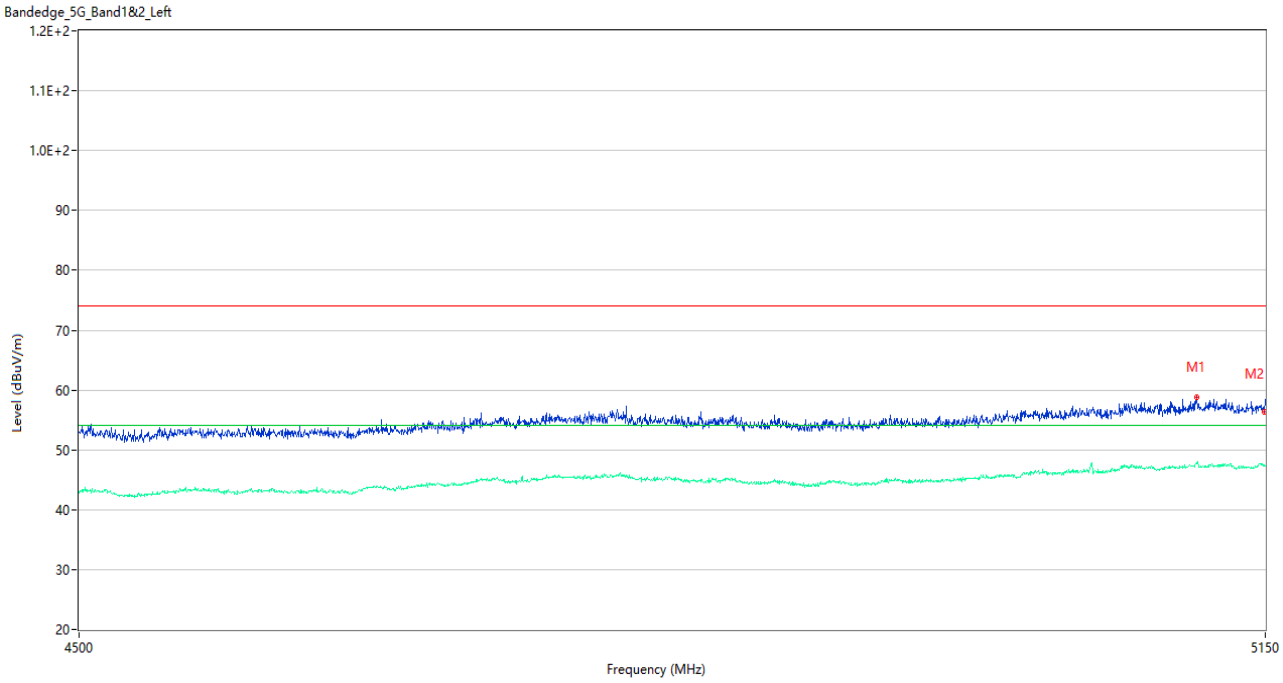

No.	Frequency (MHz)	Results (dBuV/m)	Factor (dB)	Limit (dBuV/m)	Margin (dB)	Detector	Table (Degree)	Height (cm)	Antenna	Verdict
1	5110.025	58.79	4.50	74.0	15.21	Peak	19.00	100	Horizontal	Pass
1**	5110.025	47.72	4.50	54.0	6.28	AV	19.00	100	Horizontal	Pass
2	5149.675	56.33	4.06	74.0	17.67	Peak	152.00	150	Horizontal	Pass
2**	5149.675	47.57	4.06	54.0	6.43	AV	152.00	150	Horizontal	Pass

U-NII-1 11n40 CH46

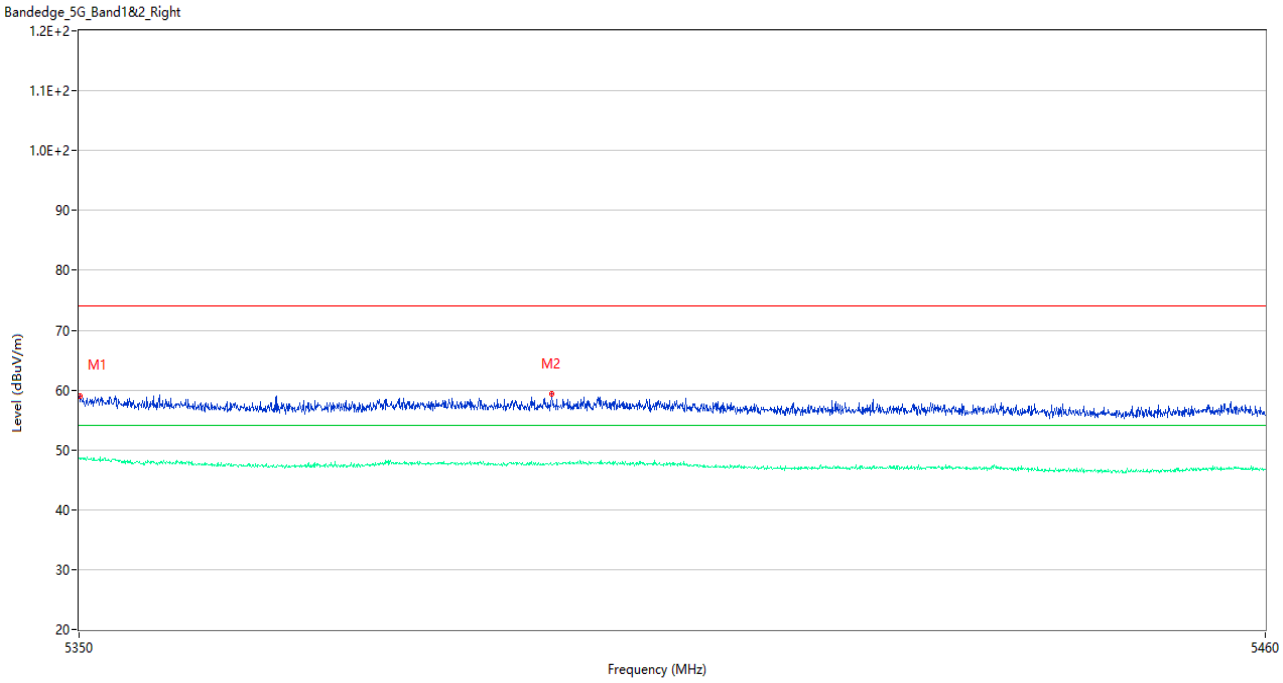

No.	Frequency (MHz)	Results (dBuV/m)	Factor (dB)	Limit (dBuV/m)	Margin (dB)	Detector	Table (Degree)	Height (cm)	Antenna	Verdict
1	5350.055	59.03	5.10	74.0	14.97	Peak	45.00	150	Horizontal	Pass
1**	5350.055	48.44	5.10	54.0	5.56	AV	45.00	150	Horizontal	Pass
2	5393.560	59.36	4.52	74.0	14.64	Peak	132.00	150	Horizontal	Pass
2**	5393.560	47.46	4.52	54.0	6.54	AV	132.00	150	Horizontal	Pass

U-NII-1 11ac20 CH36

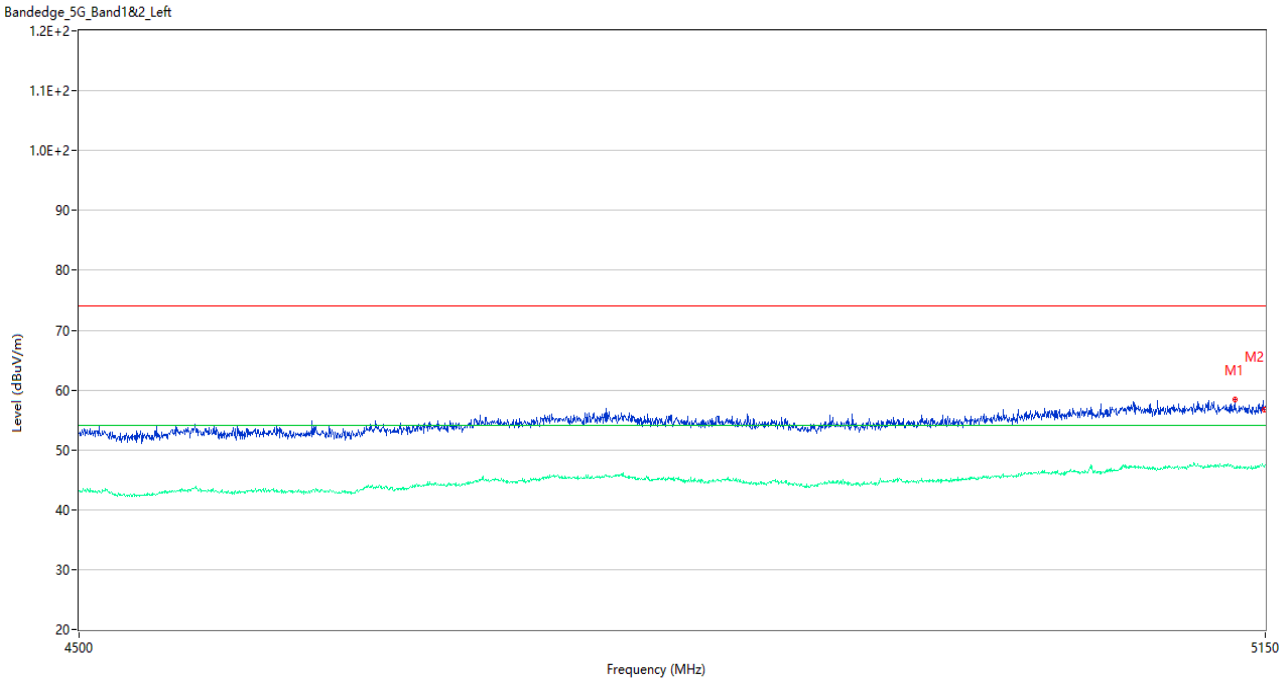

No.	Frequency (MHz)	Results (dBuV/m)	Factor (dB)	Limit (dBuV/m)	Margin (dB)	Detector	Table (Degree)	Height (cm)	Antenna	Verdict
1	5132.125	58.36	4.05	74.0	15.64	Peak	26.00	150	Horizontal	Pass
1**	5132.125	46.88	4.05	54.0	7.12	AV	26.00	150	Horizontal	Pass
2	5149.675	56.79	4.06	74.0	17.21	Peak	215.00	200	Horizontal	Pass
2**	5149.675	47.09	4.06	54.0	6.91	AV	215.00	200	Horizontal	Pass

U-NII-1 11ac20 CH48

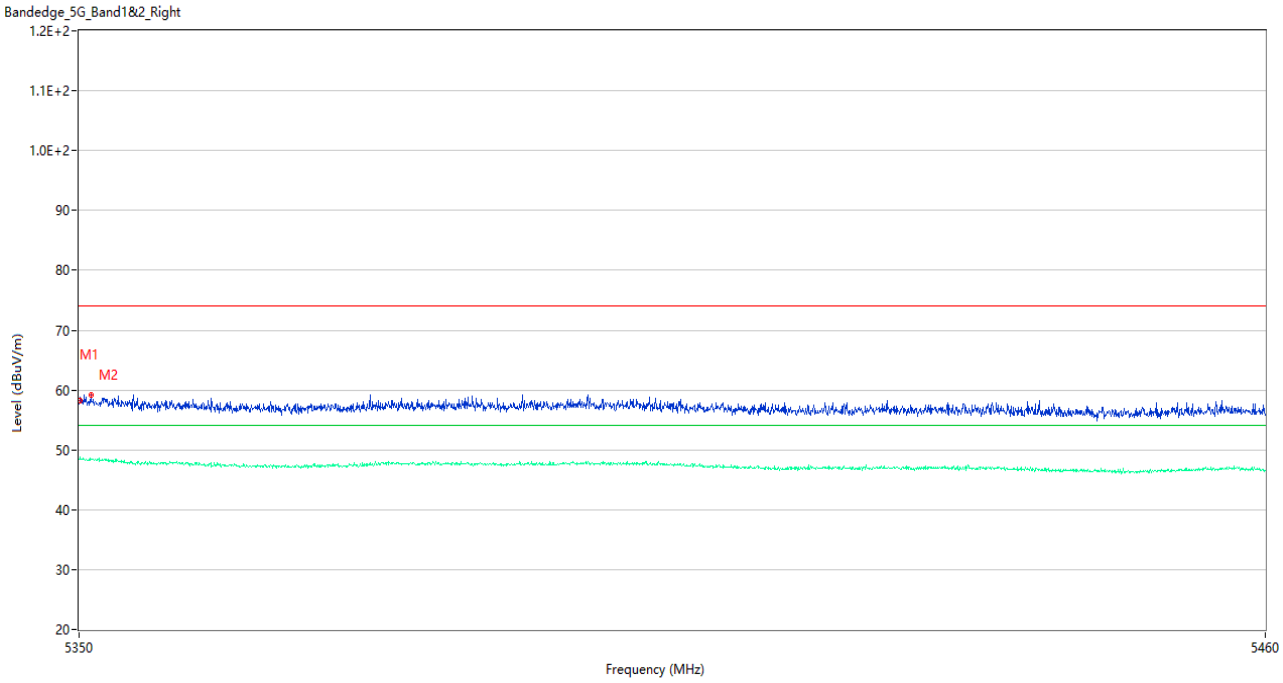

No.	Frequency (MHz)	Results (dBuV/m)	Factor (dB)	Limit (dBuV/m)	Margin (dB)	Detector	Table (Degree)	Height (cm)	Antenna	Verdict
1	5350.055	58.14	5.10	74.0	15.86	Peak	257.00	100	Horizontal	Pass
1**	5350.055	48.49	5.10	54.0	5.51	AV	257.00	100	Horizontal	Pass
2	5351.100	59.26	4.99	74.0	14.74	Peak	0.00	150	Horizontal	Pass
2**	5351.100	48.51	4.99	54.0	5.49	AV	0.00	150	Horizontal	Pass

U-NII-1 11ac40 CH38

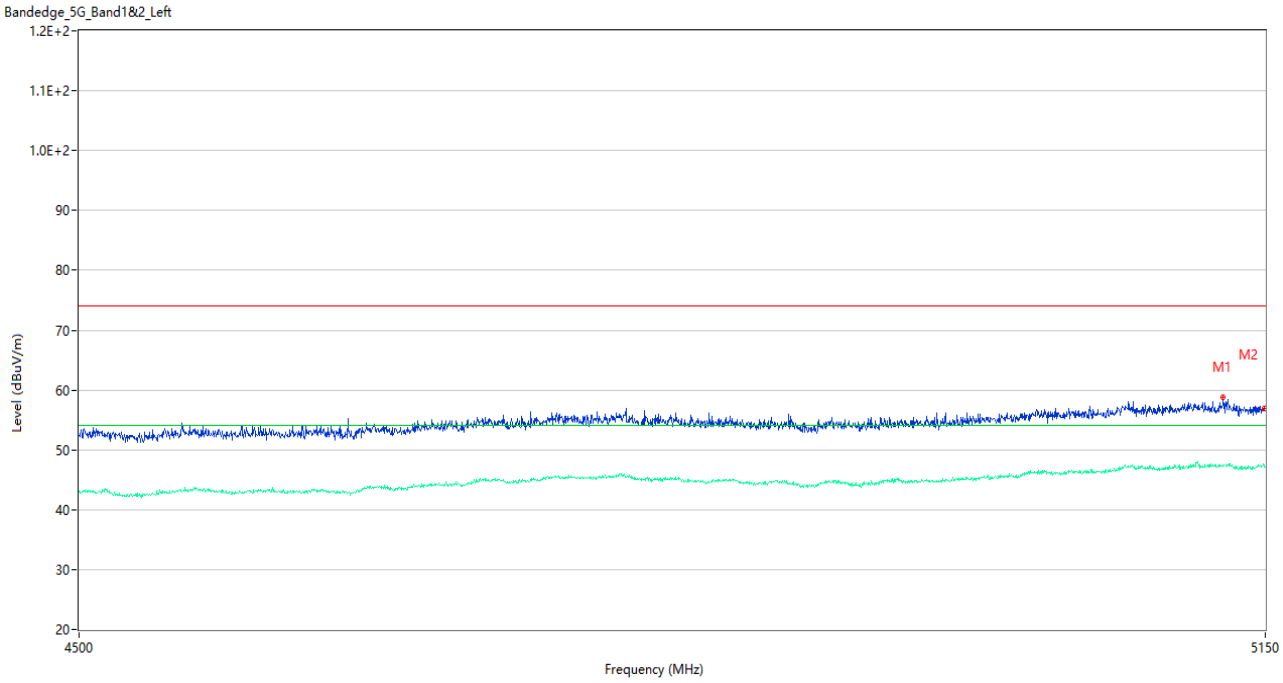

No.	Frequency (MHz)	Results (dBuV/m)	Factor (dB)	Limit (dBuV/m)	Margin (dB)	Detector	Table (Degree)	Height (cm)	Antenna	Verdict
1	5125.300	58.83	4.52	74.0	15.17	Peak	47.00	200	Horizontal	Pass
1**	5125.300	47.24	4.52	54.0	6.76	AV	47.00	200	Horizontal	Pass
2	5149.675	56.96	4.06	74.0	17.04	Peak	8.00	200	Horizontal	Pass
2**	5149.675	47.48	4.06	54.0	6.52	AV	8.00	200	Horizontal	Pass

U-NII-1 11ac40 CH46

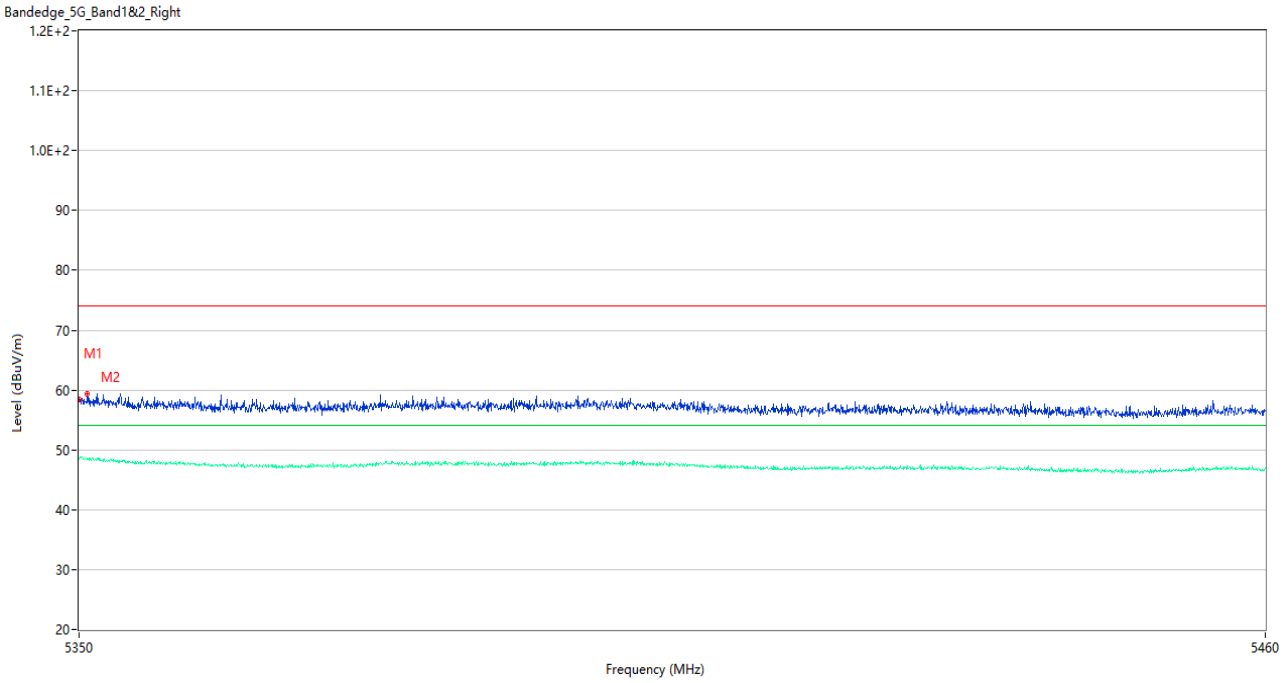

No.	Frequency (MHz)	Results (dBuV/m)	Factor (dB)	Limit (dBuV/m)	Margin (dB)	Detector	Table (Degree)	Height (cm)	Antenna	Verdict
1	5350.000	58.40	5.11	74.0	15.60	Peak	342.00	200	Horizontal	Pass
1**	5350.000	48.49	5.11	54.0	5.51	AV	342.00	200	Horizontal	Pass
2	5350.770	59.41	5.01	74.0	14.59	Peak	196.00	200	Horizontal	Pass
2**	5350.770	48.46	5.01	54.0	5.54	AV	196.00	200	Horizontal	Pass

U-NII-1 11ac80 CH42

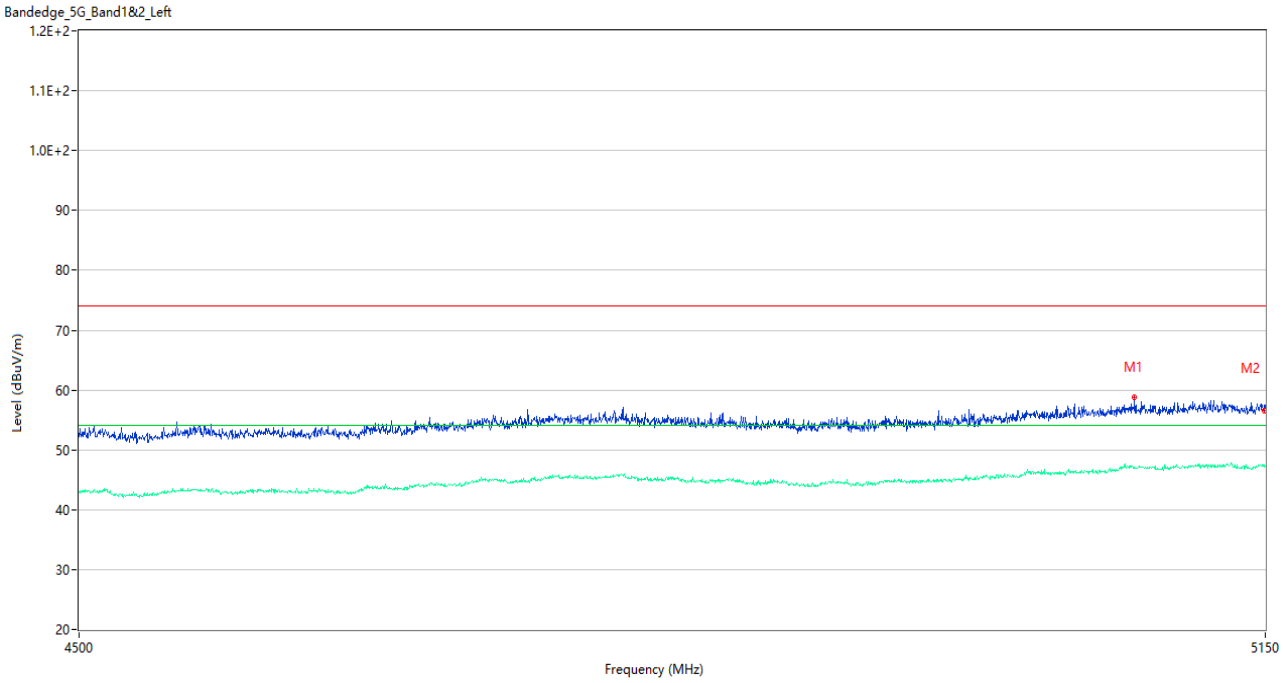

No.	Frequency (MHz)	Results (dBuV/m)	Factor (dB)	Limit (dBuV/m)	Margin (dB)	Detector	Table (Degree)	Height (cm)	Antenna	Verdict
1	5073.950	58.81	4.14	74.0	15.19	Peak	0.00	100	Horizontal	Pass
1**	5073.950	46.99	4.14	54.0	7.01	AV	0.00	100	Horizontal	Pass
2	5149.675	56.59	4.06	74.0	17.41	Peak	145.00	100	Horizontal	Pass
2**	5149.675	47.19	4.06	54.0	6.81	AV	145.00	100	Horizontal	Pass

U-NII-1 11ac80 CH42

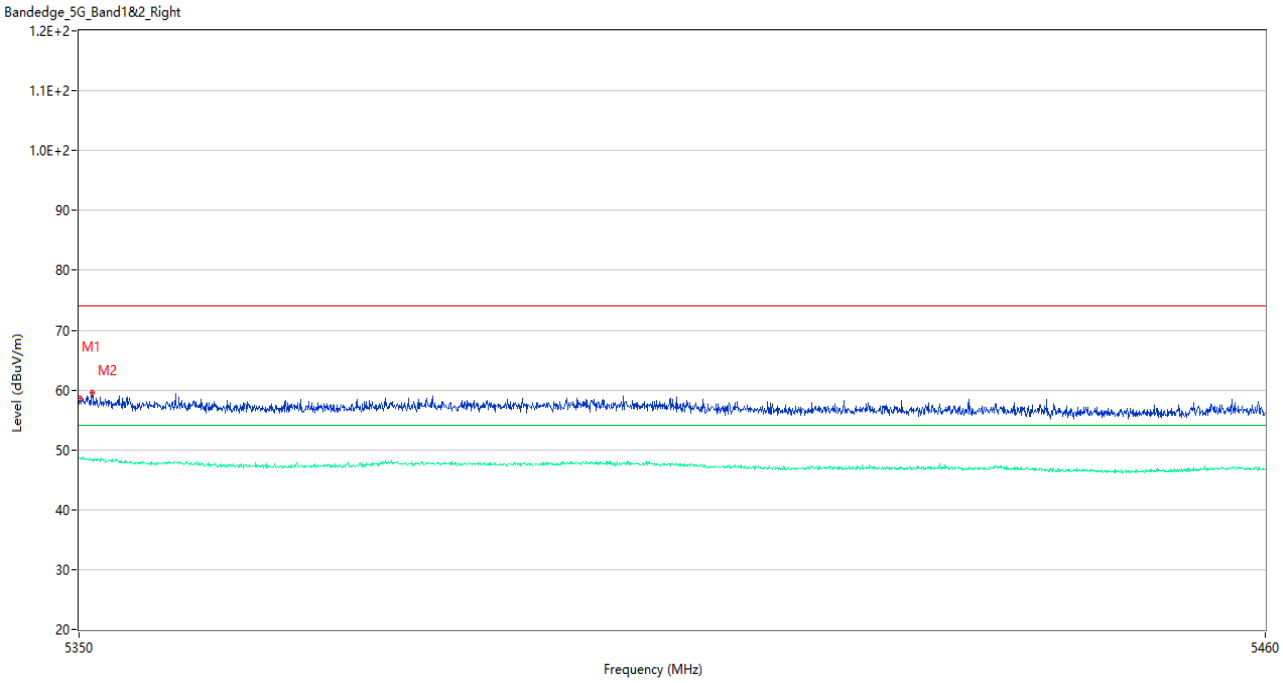

No.	Frequency (MHz)	Results (dBuV/m)	Factor (dB)	Limit (dBuV/m)	Margin (dB)	Detector	Table (Degree)	Height (cm)	Antenna	Verdict
1	5350.055	58.52	5.10	74.0	15.48	Peak	106.00	200	Horizontal	Pass
1**	5350.055	48.67	5.10	54.0	5.33	AV	106.00	200	Horizontal	Pass
2	5351.210	59.57	4.99	74.0	14.43	Peak	242.00	200	Horizontal	Pass
2**	5351.210	48.31	4.99	54.0	5.69	AV	242.00	200	Horizontal	Pass

U-NII-3 11n20 CH149

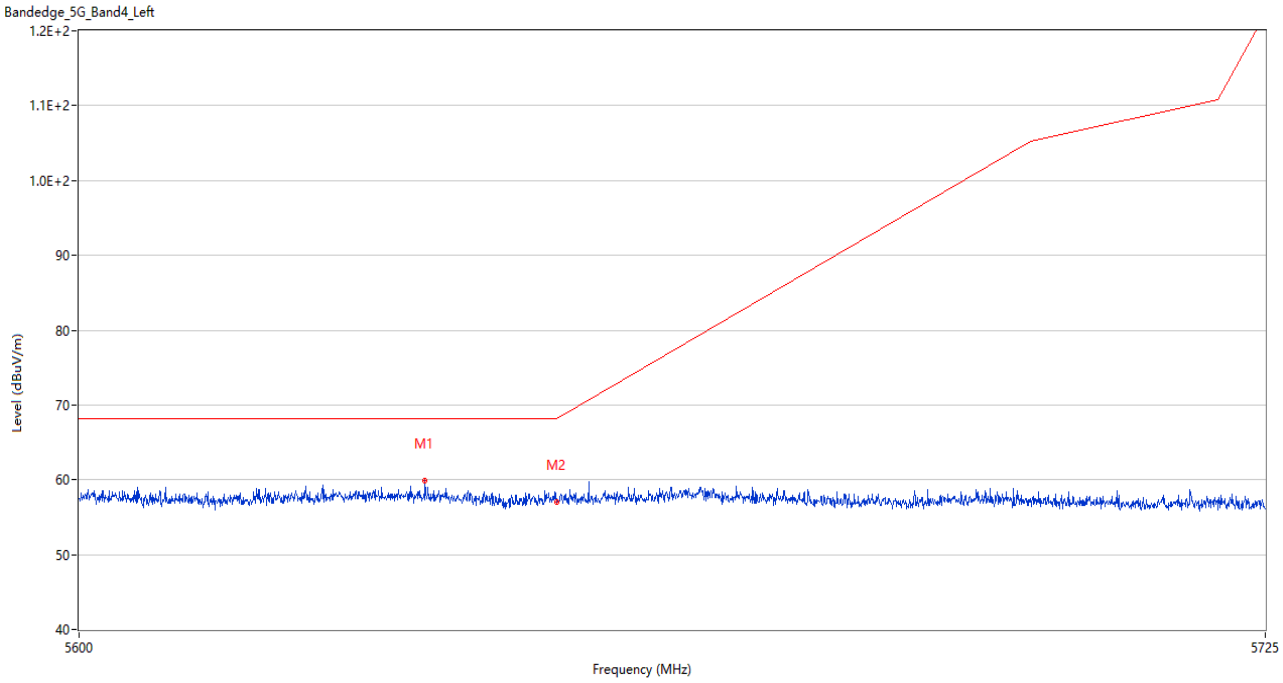

No.	Frequency (MHz)	Results (dBuV/m)	Factor (dB)	Limit (dBuV/m)	Margin (dB)	Detector	Table (Degree)	Height (cm)	Antenna	Verdict
1	5636.188	59.82	4.96	68.2	8.38	Peak	46.00	200	Horizontal	Pass
2	5650.000	57.04	4.41	68.2	11.16	Peak	274.00	150	Horizontal	Pass

U-NII-3 11n20 CH165

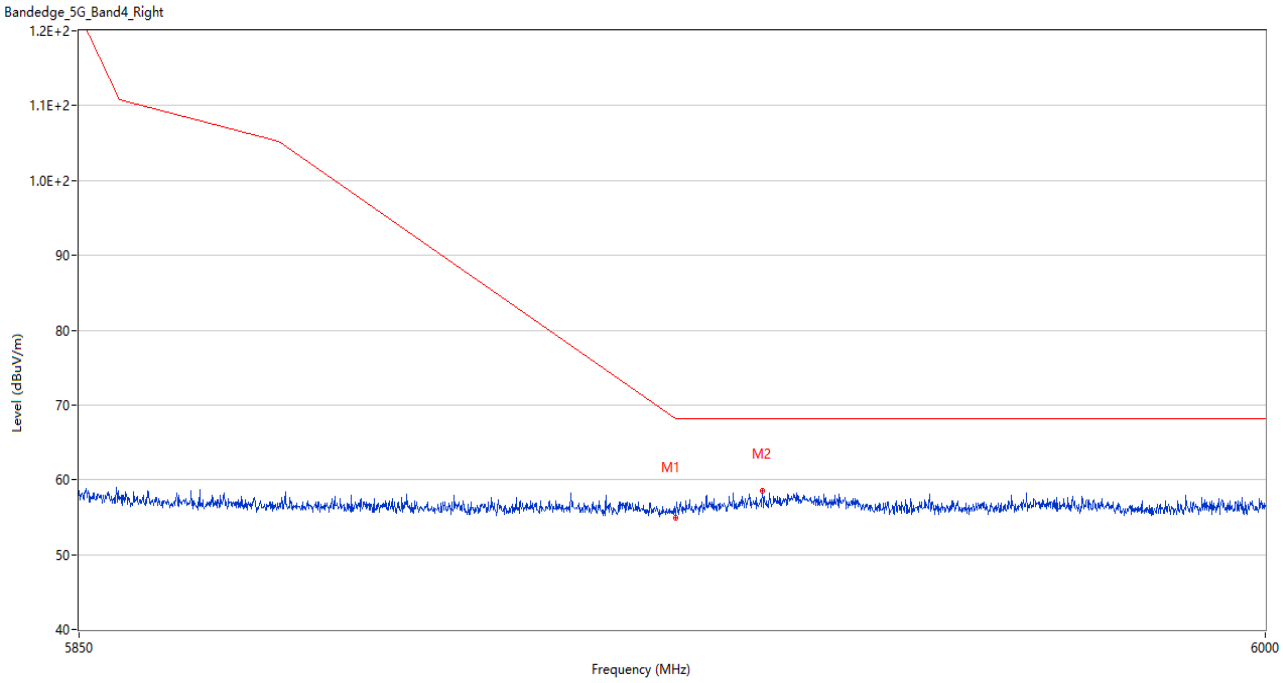

No.	Frequency (MHz)	Results (dBuV/m)	Factor (dB)	Limit (dBuV/m)	Margin (dB)	Detector	Table (Degree)	Height (cm)	Antenna	Verdict
1	5924.925	54.90	3.49	68.3	13.40	Peak	76.00	150	Horizontal	Pass
2	5935.950	58.52	4.23	68.2	9.68	Peak	91.00	150	Horizontal	Pass

U-NII-3 11n40 CH151

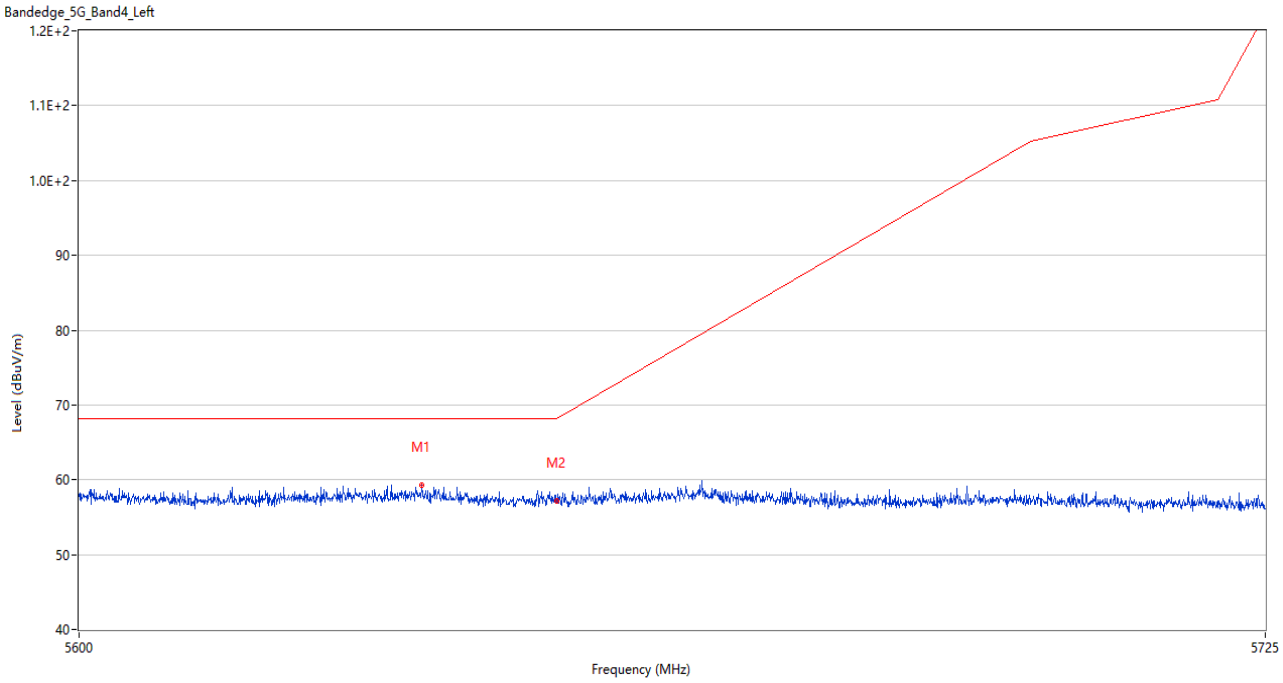

No.	Frequency (MHz)	Results (dBuV/m)	Factor (dB)	Limit (dBuV/m)	Margin (dB)	Detector	Table (Degree)	Height (cm)	Antenna	Verdict
1	5635.875	59.35	4.99	68.2	8.85	Peak	30.00	200	Horizontal	Pass
2	5650.000	57.25	4.41	68.2	10.95	Peak	98.00	200	Horizontal	Pass

U-NII-3 11n40 CH159

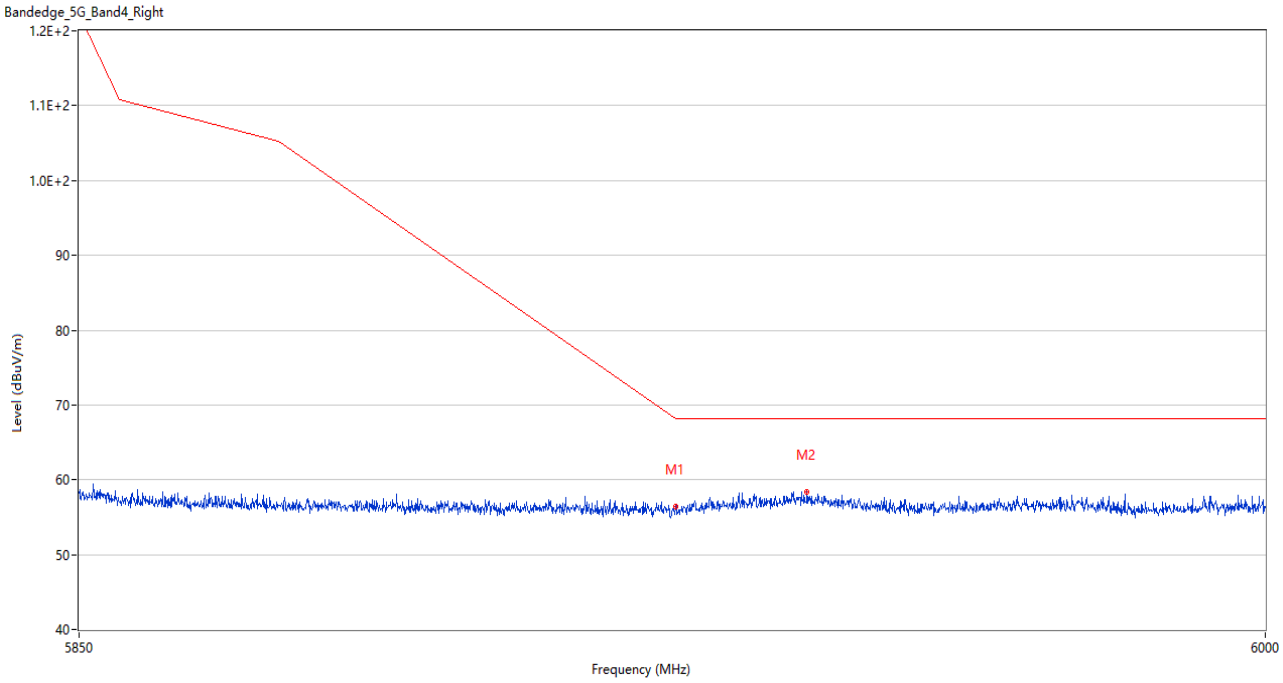

No.	Frequency (MHz)	Results (dBuV/m)	Factor (dB)	Limit (dBuV/m)	Margin (dB)	Detector	Table (Degree)	Height (cm)	Antenna	Verdict
1	5924.925	56.45	3.49	68.3	11.85	Peak	186.00	200	Horizontal	Pass
2	5941.575	58.40	4.43	68.2	9.80	Peak	113.00	200	Horizontal	Pass

U-NII-3 11ac20 CH149

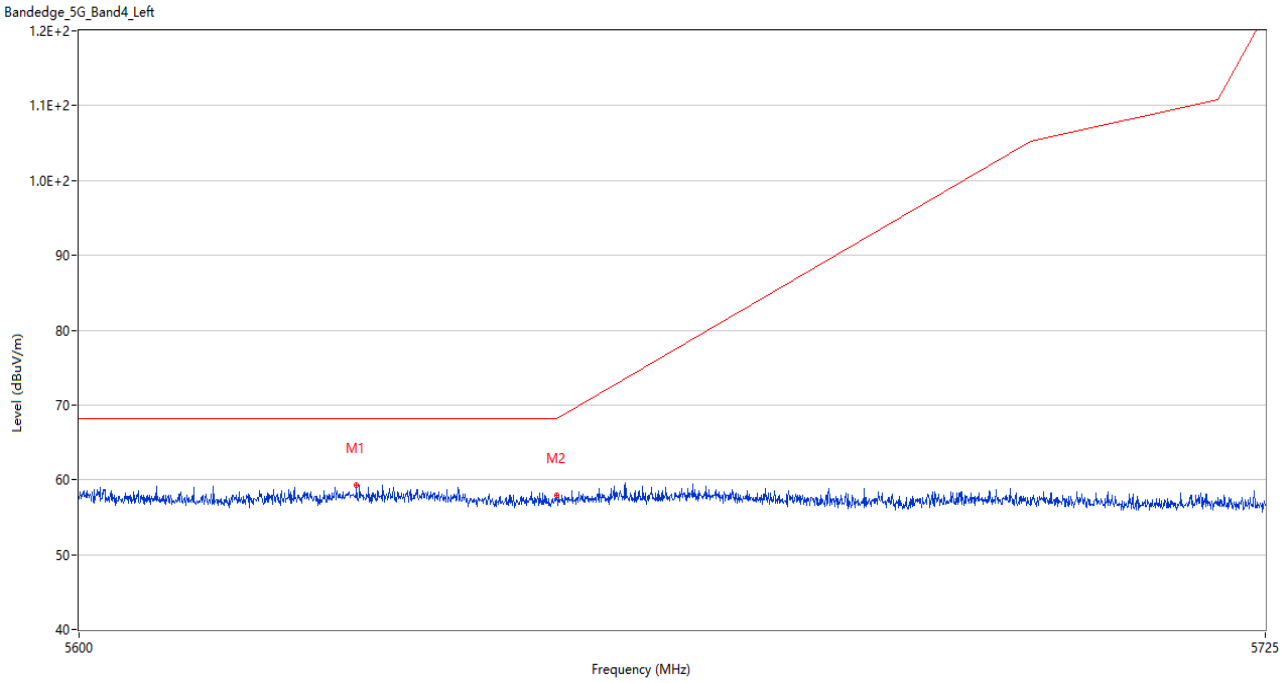

No.	Frequency (MHz)	Results (dBuV/m)	Factor (dB)	Limit (dBuV/m)	Margin (dB)	Detector	Table (Degree)	Height (cm)	Antenna	Verdict
1	5629.000	59.31	4.84	68.2	8.89	Peak	120.00	100	Horizontal	Pass
2	5650.000	57.89	4.41	68.2	10.31	Peak	82.00	150	Horizontal	Pass

U-NII-3 11ac20 CH165

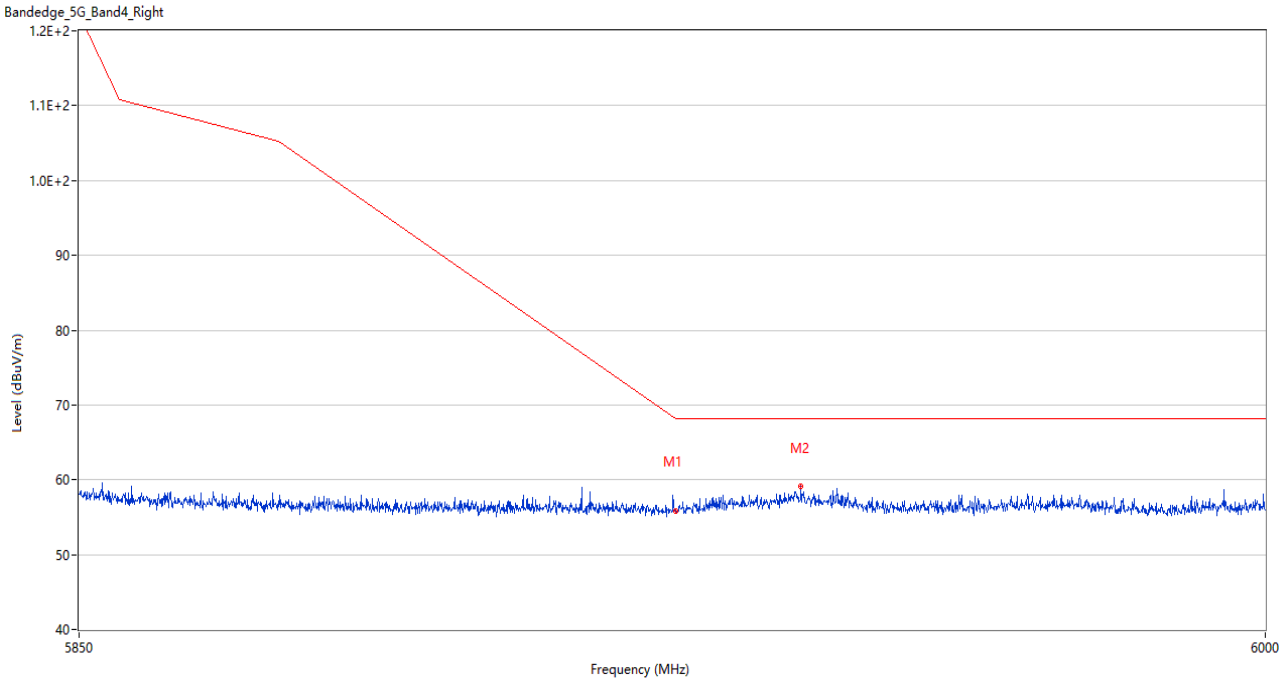

No.	Frequency (MHz)	Results (dBuV/m)	Factor (dB)	Limit (dBuV/m)	Margin (dB)	Detector	Table (Degree)	Height (cm)	Antenna	Verdict
1	5924.925	55.86	3.49	68.3	12.44	Peak	147.00	150	Horizontal	Pass
2	5940.825	59.18	4.41	68.2	9.02	Peak	122.00	150	Horizontal	Pass

U-NII-3 11ac40 CH151

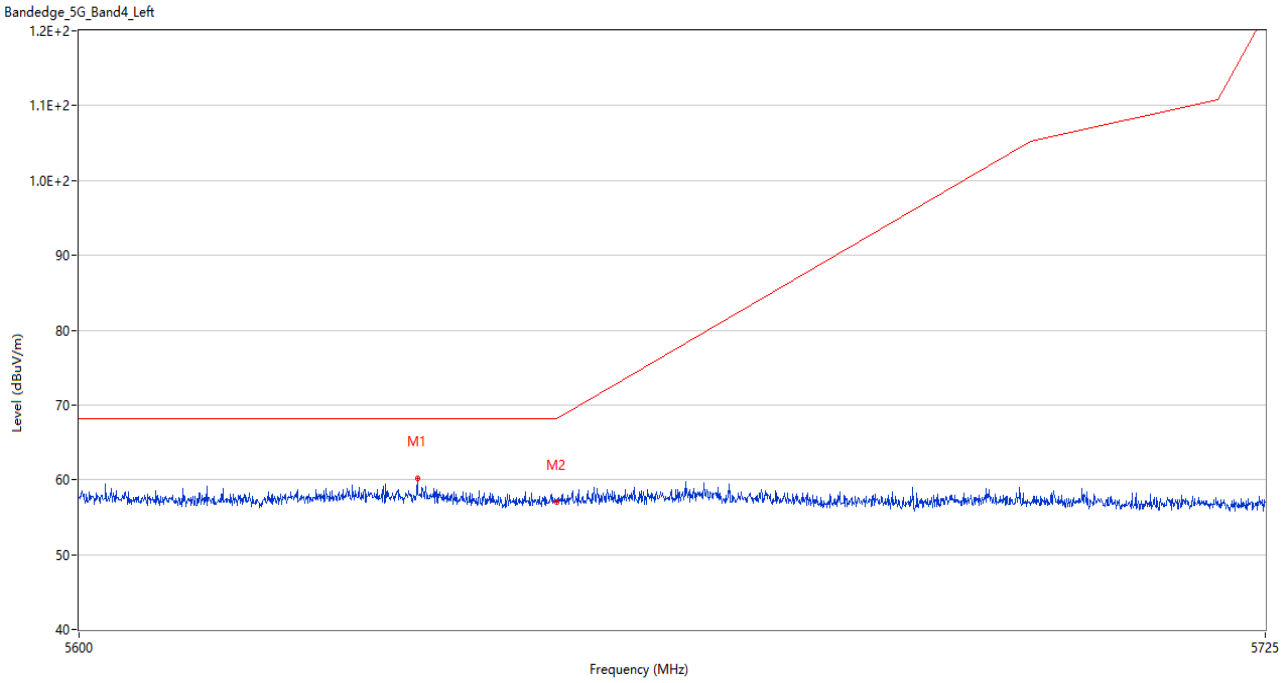

No.	Frequency (MHz)	Results (dBuV/m)	Factor (dB)	Limit (dBuV/m)	Margin (dB)	Detector	Table (Degree)	Height (cm)	Antenna	Verdict
1	5635.375	60.17	5.00	68.2	8.03	Peak	325.00	200	Horizontal	Pass
2	5650.000	57.00	4.41	68.2	11.20	Peak	198.00	150	Horizontal	Pass

U-NII-3 11ac40 CH159

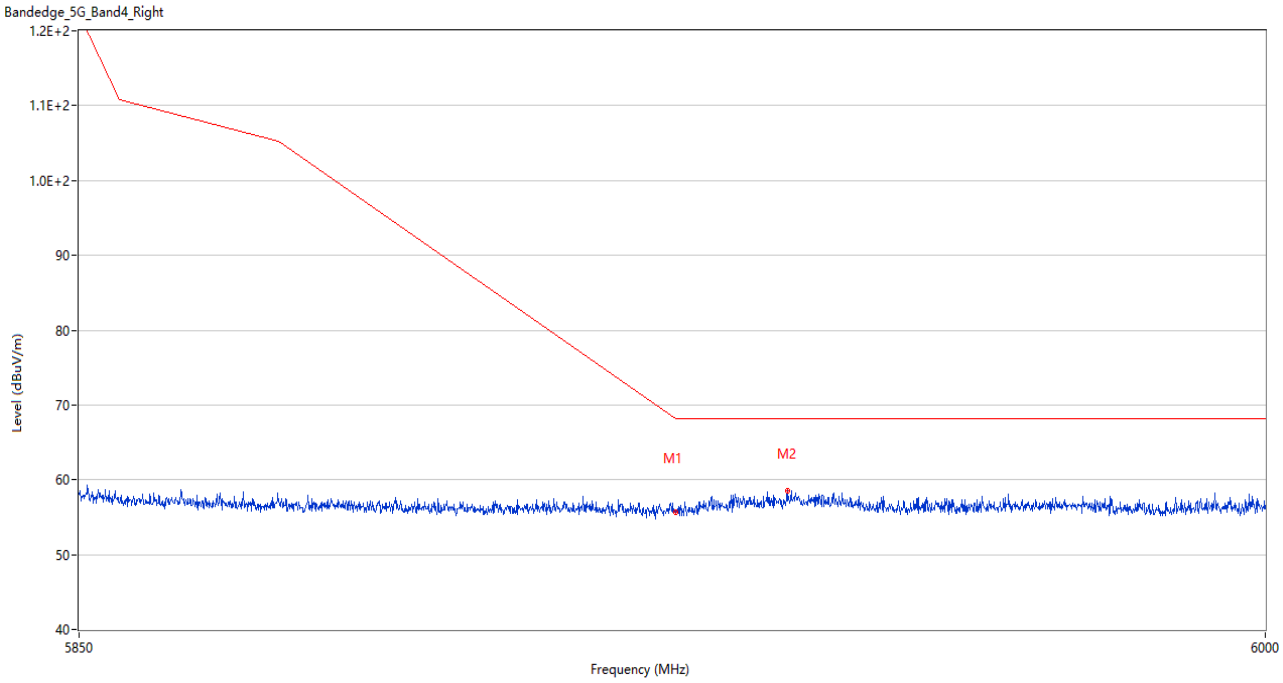

No.	Frequency (MHz)	Results (dBuV/m)	Factor (dB)	Limit (dBuV/m)	Margin (dB)	Detector	Table (Degree)	Height (cm)	Antenna	Verdict
1	5924.925	55.64	3.49	68.3	12.66	Peak	315.00	200	Horizontal	Pass
2	5939.100	58.47	4.36	68.2	9.73	Peak	254.00	200	Horizontal	Pass

U-NII-3 11ac80 CH155

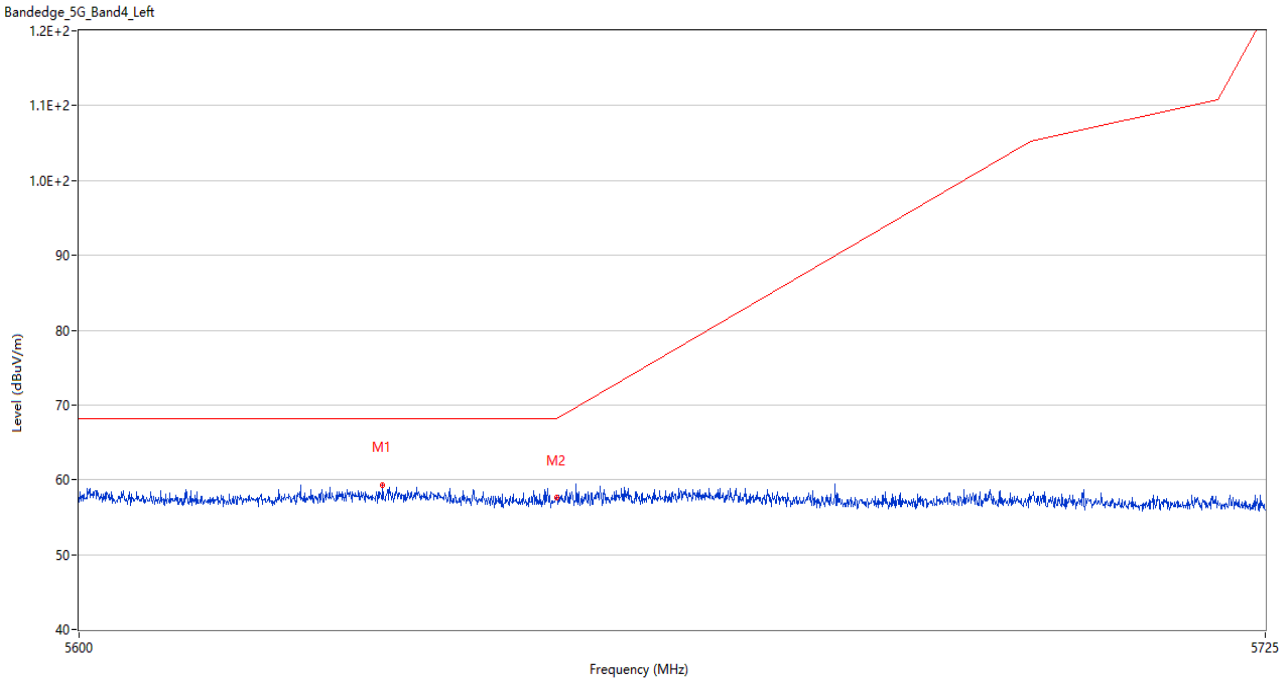

No.	Frequency (MHz)	Results (dBuV/m)	Factor (dB)	Limit (dBuV/m)	Margin (dB)	Detector	Table (Degree)	Height (cm)	Antenna	Verdict
1	5631.750	59.34	4.72	68.2	8.86	Peak	65.00	150	Horizontal	Pass
2	5650.000	57.56	4.41	68.2	10.64	Peak	17.00	200	Horizontal	Pass

U-NII-3 11ac80 CH155

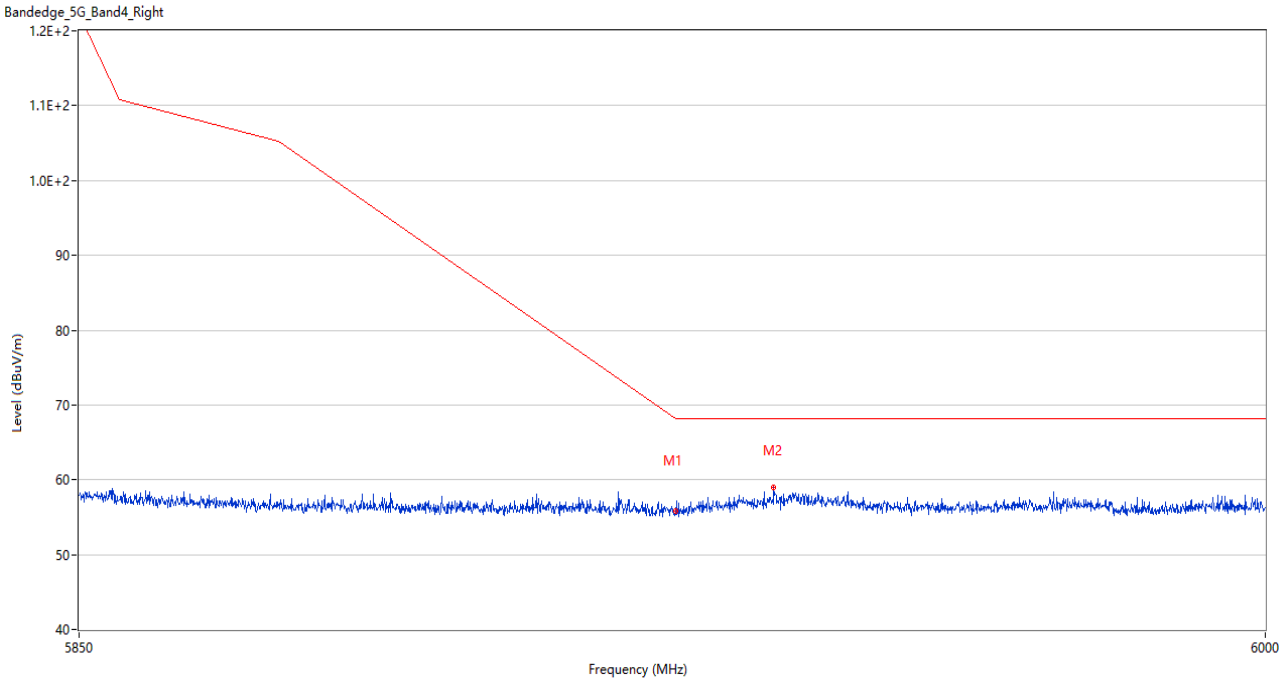

No.	Frequency (MHz)	Results (dBuV/m)	Factor (dB)	Limit (dBuV/m)	Margin (dB)	Detector	Table (Degree)	Height (cm)	Antenna	Verdict
1	5924.925	55.81	3.49	68.3	12.49	Peak	351.00	100	Horizontal	Pass
2	5937.375	58.93	4.25	68.2	9.27	Peak	46.00	150	Horizontal	Pass

ANNEX B TEST SETUP PHOTOS

Please refer the document “BL-EC22B1059-AR.PDF”.

ANNEX C EUT EXTERNAL PHOTOS

Please refer the document “BL-EC22B1059-AW.PDF”.

ANNEX D EUT INTERNAL PHOTOS

Please refer the document “BL-EC22B1059-AI.PDF”.

Statement

1. The laboratory guarantees the scientificity, accuracy and impartiality of the test, and is responsible for all the information in the report, except the information provided by the customer. The customer is responsible for the impact of the information provided on the validity of the results.
2. The report without China inspection body and laboratory Mandatory Approval (CMA) mark has no effect of proving to the society.
3. For the report with CNAS mark or A2LA mark, the items marked with "☆" are not within the accredited scope.
4. This report is invalid if it is altered, without the signature of the testing and approval personnel, or without the “inspection and testing dedicated stamp” or test report stamp.
5. The test data and results are only valid for the tested samples provided by the customer.
6. This report shall not be partially reproduced without the written permission of the laboratory.
7. Any objection shall be raised to the laboratory within 30 days after receiving the report.

--END OF REPORT--