FCC RF TEST REPORT

ISSUED BY
Shenzhen BALUN Technology Co., Ltd.

FOR

ac2x2+BT5.0 USB2.0

ISSUED TO
CC&C Technologies, Inc.

8F, No.150, Jian Yi Rd, Zhonghe District, New Taipei City, 235, Taiwan

Prepared by: Heng Aiping
(Engineer)
Date Dec. 16 2019

Approved by: Wei Yanquan
(Chief Engineer)
Date Dec. 16. 2019

Report No.:	BL-EC19A0003-604
EUT Name:	ac2x2+BT5.0 USB2.0
Model Name:	CM-8822CU-V2
Brand Name:	CC&C
Test Standard:	47 CFR Part 15 Subpart C
FCC ID:	PANCM8822CUV2
Test Conclusion:	Pass
Test Date:	Oct. 30, 2019 ~ Nov. 16, 2019
Date of Issue:	Dec. 16, 2019

NOTE: This test report of test results only related to testing samples, which can be duplicated completely for the legal use with the approval of the applicant; it shall not be reproduced except in full, without the written approval of Shenzhen BALUN Technology Co., Ltd. Any objections should be raised within thirty days from the date of issue. To validate the report, please contact us.

Block B, 1st FL, Baisha Science and Technology Park, Shahe Xi Road, Nanshan District, Shenzhen, Guangdong, P. R. China 518055
TEL: +86-755-66850100, FAX: +86-755-61824271
Email: qc@baluntek.com
www.baluntek.com

Revision History

Version	Issue Date	Revisions Content
Rev. 01	Dec. 02, 2019	Initial Issue
Rev. 02	Dec. 12, 2019	Updated incorrect values
Rev. 03	Dec. 16, 2019	Updated RSE Limit

TABLE OF CONTENTS

1 ADMINISTRATIVE DATA (GENERAL INFORMATION) 4

1.1 Identification of the Testing Laboratory 4

1.2 Identification of the Responsible Testing Location 4

1.3 Laboratory Condition 4

1.4 Announce 4

2 PRODUCT INFORMATION 5

2.1 Applicant 5

2.2 Manufacturer 5

2.3 Factory 5

2.4 General Description for Equipment under Test (EUT) 5

2.5 Technical Information 6

2.6 Additional Instructions 7

2.7 Channel List 9

3 SUMMARY OF TEST RESULTS 11

3.1 Test Standards 11

3.2 Verdict 11

4 GENERAL TEST CONFIGURATIONS 12

4.1 Test Environments 12

4.2 Test Equipment List 12

4.3 Measurement Uncertainty 13

4.4 Description of Test Setup 14

5 TEST ITEMS 17

5.1 RF Output Power 17

5.2 Emission Bandwidth and 6 dB Bandwidth 18

5.3 Power Spectral density (PSD) 19

5.4 Conducted Emission 20

5.5 Radiated Spurious Emissions and Band Edge (Restricted-band) 21
5.6 Frequency Stability 26
ANNEX A TEST RESULT 27
A.1 RF Output Power 27
A.2 Emission Bandwidth & 99% Bandwidth 30
A.3 6 dB Bandwidth 32
A.4 Power Spectral Density 33
A.5 Conducted Emissions 35
A.6 Radiated Spurious Emissions and Band Edge (Restricted-band) 37
A.7 Frequency Stability 109
ANNEX B TEST SETUP PHOTOS 111
ANNEX C EUT EXTERNAL PHOTOS 111
ANNEX D EUT INTERNAL PHOTOS 111

1 ADMINISTRATIVE DATA (GENERAL INFORMATION)

1.1 Identification of the Testing Laboratory

Company Name	Shenzhen BALUN Technology Co., Ltd.
Address	Block B, 1st FL, Baisha Science and Technology Park, Shahe Xi Road, Nanshan District, Shenzhen, Guangdong Province, P. R. China
Phone Number	+86 755 6685 0100

1.2 Identification of the Responsible Testing Location

Test Location	Shenzhen BALUN Technology Co., Ltd.
Address	Block B, 1st FL, Baisha Science and Technology Park, Shahe Xi Road, Nanshan District, Shenzhen, Guangdong Province, P. R. China
Accreditation Certificate	The laboratory has been listed by Industry Canada to perform electromagnetic emission measurements. The recognition numbers of test site are 11524A-1. The laboratory is a testing organization accredited by FCC as a accredited testing laboratory. The designation number is CN1196. The laboratory is a testing organization accredited by American Association for Laboratory Accreditation(A2LA) according to ISO/IEC 17025.The accreditation certificate is 4344.01. The laboratory is a testing organization accredited by China National Accreditation Service for Conformity Assessment (CNAS) according to ISO/IEC 17025. The accreditation certificate number is L6791.
Description	All measurement facilities used to collect the measurement data are located at Block B, FL 1, Baisha Science and Technology Park, Shahe Xi Road, Nanshan District, Shenzhen, Guangdong Province, P. R. China 518055

1.3 Laboratory Condition

Ambient Temperature	20℃ to 25℃
Ambient Relative Humidity	45% to 55%
Ambient Pressure	100 kPa to 102 kPa

1.4 Announce

(1) The test report reference to the report template version v4.3.

(2) The test report is invalid if not marked with the signatures of the persons responsible for preparing and approving the test report.

(3) The test report is invalid if there is any evidence and/or falsification.

(4) The results documented in this report apply only to the tested sample, under the conditions and modes of operation as described herein.

(5) This document may not be altered or revised in any way unless done so by BALUN and all revisions are duly noted in the revisions section.

(6) Content of the test report, in part or in full, cannot be used for publicity and/or promotional purposes without prior written approval from the laboratory.

2 PRODUCT INFORMATION

2.1 Applicant

Applicant	CC&C Technologies, Inc.
Address	8F, No.150, Jian Yi Rd, Zhonghe District, New Taipei City,235, Taiwan

2.2 Manufacturer

Manufacturer	CC&C Technologies, Inc.
Address	8F, No.150, Jian Yi Rd, Zhonghe District, New Taipei City,235, Taiwan

2.3 Factory

Factory	Kunshan CC&C Technologies, Co., Ltd
Address	No.9 building, 3rd Main Street, Kunshan Free Trade Zone, Jiangsu Province, P. R. China

2.4 General Description for Equipment under Test (EUT)

EUT Name	ac2x2+BT5.0 USB2.0
Model Name Under Test	CM-8822CU-V2
Series Model Name	N/A
Description of Model name differentiation	N/A
Hardware Version	V. A
Software Version	V15(WIFI+BT)
Dimensions (Approx.)	N/A
Weight (Approx.)	N/A

2.5 Technical Information

Network and Wireless connectivity	Bluetooth 5.0 (BR+EDR+BLE) 2.4G WIFI 802.11b, 802.11g, 802.11n(HT20/40) 5G WIFI 802.11a, 802.11n(HT20/40), 802.11ac(VHT20/40/80)

The requirement for the following technical information of the EUT was tested in this report:

Frequency Range		Band I: 5150 MHz to 5250 MHz Band IV: 5725 MHz to 5850 MHz
Product Type		☒ Mobile ☐ Portable ☐ Fix Location
Modulation technology		OFDM
Modulation Type		256QAM, 64QAM, 16QAM, BPSK, QPSK
Product Type		Mobile and for FCC standard
Transfer Rate (Mbps) (Single RF path)		802.11a: 54/ 48/ 36 / 24 / 18/12 / 9/ 6 Mbps 802.11n: up to 150 Mbps 802.11ac: up to VHT-MCS9
Channel Bandwidth		802.11a: 20 MHz 802.11n: 20 MHz, 40 MHz 802.11ac: 20 MHz, 40 MHz, 80 MHz
Maximum Output Power	ANT A (Main)	Band I: 18.7 dBm Band IV: 18.5 dBm
	ANT B (Aux)	Band I: 18.8 dBm Band IV: 19.1 dBm
Antenna System (eg., MIMO, Smart Antenna)		Cyclic Delay Diversity (CDD)
Categorization as Correlated or Completely Uncorrelated		Correlated
Antenna Type	ANT A (Main)	PCB Antenna
	ANT B (Aux)	
Antenna Gain	ANT A (Main)	Band 1: 3.36 dBi, Band 4: 2.40 dBi
	ANT B (Aux)	Band 1: 3.13 dBi, Band 4: 2.64 dBi
Total directional gain	For power spectral density(PSD) measurements	Band 1: 6.26 dBi, Band 4: 5.53 dBi Formulas: Directional gain = GANT + Array Gain, *Array Gain = 10 log(NANT/NSS) dB*. *NSS* =1, GANT set equal to the gain of the antenna having the highest gain.
	For power measurements	Band 1: 3.36 dBi, Band 4: 2.64 dBi Formulas: Directional gain = GANT + Array Gain, *Array Gain* = 0.
About the Product		The equipment is module, intended for used with information technology equipment.

2.6 Additional Instructions

EUT Software Settings:

Mode	☒ Special software is used. The software provided by client to enable the EUT under transmission condition continuously at specific channel frequencies individually.

During testing, Channel and Power Controlling Software provided by the customer was used to control the operating channel as well as the output power level. The RF output power selection is for the setting of RF output power expected by the customer and is going to be fixed on the firmware of the final end product.

Test Software Version	MPTool		
Support Units(Software installation media)	Description	Manufacturer	Model
	Notebook	Lenovo	ThinkPad E485

Band I (5150 - 5250 MHz) Power level setup in software

Mode	Channel	Frequency (MHz)	Soft Set			
			ANT A	ANT B	MIMO-ANT A	MIMO-ANT B
11a	CH36	5180	85	87	-	-
11a	CH44	5220	85	87	-	-
11a	CH48	5240	85	87	-	-
11n (HT20)	CH36	5180	86	85	74	74
11n (HT20)	CH44	5220	86	85	74	74
11n (HT20)	CH48	5240	86	85	74	74
11n (HT40)	CH38	5190	76	72	75	75
11n (HT40)	CH46	5230	76	72	75	75
11ac (VHT20)	CH36	5180	70	71	60	60
11ac (VHT20)	CH44	5220	70	71	60	60
11ac (VHT20)	CH48	5240	70	71	60	60
11ac (VHT40)	CH38	5190	71	72	65	65
11ac (VHT40)	CH46	5230	71	72	65	65
11ac (VHT80)	CH42	5210	70	71	64	64

Band IV (5725 - 5850 MHz) Power level setup in software						
Mode	Channel	Frequency (MHz)	Soft Set			
			ANT A	ANT B	MIMO-ANT A	MIMO-ANT B
11a	CH149	5745	74	74	-	-
11a	CH157	5785	74	74	-	-
11a	CH165	5825	74	74	-	-
11n (HT20)	CH149	5745	75	77	64	64
11n (HT20)	CH157	5785	75	77	64	64
11n (HT20)	CH165	5825	75	77	64	64
11n (HT40)	CH151	5755	74	77	68	68
11n (HT40)	CH159	5795	74	77	68	68
11ac (VHT20)	CH149	5745	58	60	45	45
11ac (VHT20)	CH157	5785	58	60	45	45
11ac (VHT20)	CH165	5825	58	60	45	45
11ac (VHT40)	CH151	5755	61	62	51	51
11ac (VHT40)	CH159	5795	61	62	51	51
11ac (VHT80)	CH155	5775	64	64	53	53

Run Software

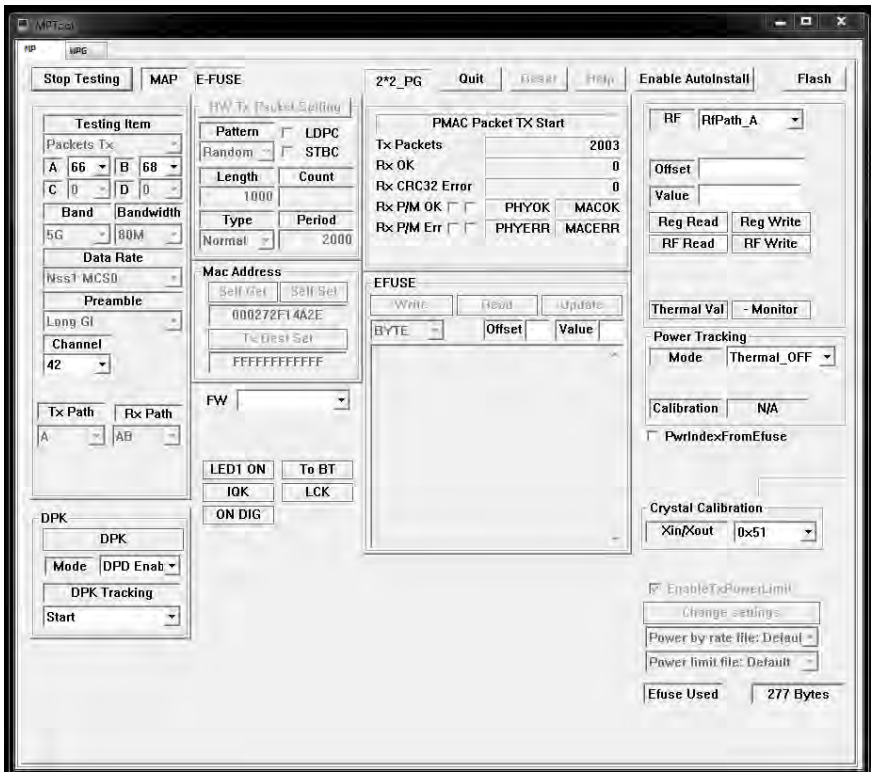

2.7 Channel List

20 MHz		40 MHz		80 MHz	
Channel Number	Frequency (MHz)	Channel Number	Frequency (MHz)	Channel Number	Frequency (MHz)
36	5180	38	5190	42	5210
40	5200	46	5230	155	5775
44	5220	151	5755		
48	5240	159	5795		
149	5745				
153	5765				
157	5785				
161	5805				
165	5825				

Note: Until further notice, devices subject to this section shall not be capable of transmitting in the band 5600-5650 MHz. This restriction is for the protection of weather radars operating in this band.

The Lowest frequency, the middle frequency and the highest frequency of channel were selected to perform the test, and the selected channel see below:

For 802.11a/n(HT20)/ac(VHT20)

Band I (5150 - 5250 MHz)		Band IV (5725 - 5850 MHz)	
Channel Number	Frequency (MHz)	Channel Number	Frequency (MHz)
36	5180	149	5745
44	5220	157	5785
48	5240	165	5825

For 802.11n (HT40)/ac(VHT40)

Band I (5150 - 5250 MHz)		Band IV (5725 - 5850 MHz)	
Channel Number	Frequency (MHz)	Channel Number	Frequency (MHz)
38	5190	151	5755
46	5230	159	5795

For 802.11ac(VHT80)

Band I (5150 - 5250 MHz)		Band IV (5725 - 5850 MHz)	
Channel Number	Frequency (MHz)	Channel Number	Frequency (MHz)
42	5210	155	5775

Note: Preliminary tests were performed in different data rate in above table to find the worst radiated emission. The data rate shown in the table below is the worst-case rate with respect to the specific test item. Investigation has been done on all the possible configurations for searching the worst cases. The following table is a list of the test modes shown in this test report.

Test Items	Mode	Data Rate	Modulation Type	Band I Channel	Band IV Channel
RF Output Power	11a	6	BPSK	48/44/36	165/157/149
	11n(20 MHz)	6.5		48/44/36	165/157/149
	11n(40 MHz)	13.5		46/38	159/151
	11ac(20 MHz)	6.5		48/44/36	165/157/149
	11ac(40 MHz)	13.5		46/38	159/151
	11ac(80 MHz)	MCS0		42	155
Emission Bandwidth & 99% Occupied Bandwidth	11a	6	BPSK	48/44/36	165/157/149
	11n(20 MHz)	6.5		48/44/36	165/157/149
	11n(40 MHz)	13.5		46/38	159/151
	11ac(20 MHz)	6.5		48/44/36	165/157/149
	11ac(40 MHz)	13.5		46/38	159/151
	11ac(80 MHz)	MCS0		42	155
6 dB bandwidth	11a	6	BPSK	N/A	165/157/149
	11n(20 MHz)	6.5		N/A	165/157/149
	11n(40 MHz)	13.5		N/A	159/151
	11ac(20 MHz)	6.5		N/A	165/157/149
	11ac(40 MHz)	13.5		N/A	159/151
	11ac(80 MHz)	MCS0		N/A	155
Power Spectral Density	11a	6	BPSK	48/44/36	165/157/149
	11n(20 MHz)	6.5		48/44/36	165/157/149
	11n(40 MHz)	13.5		46/38	159/151
	11ac(20 MHz)	6.5		48/44/36	165/157/149
	11ac(40 MHz)	13.5		46/38	159/151
	11ac(80 MHz)	MCS0		42	155
Radiated Spurious Emissions	11a	6	BPSK	48/44/36	165/157/149
	11n(20 MHz)	6.5		48/44/36	165/157/149
	11n(40 MHz)	13.5		46/38	159/151
	11ac(20 MHz)	6.5		48/44/36	165/157/149
	11ac(40 MHz)	13.5		46/38	159/151
	11ac(80 MHz)	MCS0		42	155
Band Edge (Restricted-band)	11a	6	BPSK	48/44/36	165/157/149
	11n(20 MHz)	6.5		48/44/36	165/157/149
	11n(40 MHz)	13.5		46/38	159/151
	11ac(20 MHz)	6.5		48/44/36	165/157/149
	11ac(40 MHz)	13.5		46/38	159/151
	11ac(80 MHz)	MCS0		42	155
Frequency Stability	Unmodulated	N/A	N/A	36	165

3 SUMMARY OF TEST RESULTS

3.1 Test Standards

No.	Identity	Document Title
1	47 CFR Part 15 Subpart E (10-1-16 Edition)	Unlicensed National Information Infrastructure Devices
2	KDB Publication 789033 D02v01r04	Guidelines for Compliance Testing of Unlicensed National Information Infrastructure (U-NII) Devices Part 15, Subpart E
3	KDB Publication 662911 D01v02r01	Emissions Testing of Transmitters with Multiple Outputs in the Same Band (e.g., MIMO, Smart Antenna, etc)
4	ANSI C63.10-2013	American National Standard for Testing Unlicensed Wireless Devices

3.2 Verdict

No.	Description	FCC Part No.	Test Result	Verdict
1	Antenna Requirement	15.203	--	Pass[Note1]
2	RF Output Power	15.407(a)	ANNEX A.1	Pass
3	Emission Bandwidth & 99% Occupied Bandwidth	15.407(a)	ANNEX A.2	Pass
4	6 dB bandwidth	15.407(e)	ANNEX A.3	Pass
5	Power Spectral Density	15.407(a)	ANNEX A.4	Pass
6	Conducted Emission	15.207	ANNEX A.5	Pass
7	Radiated Spurious Emissions and Band Edge (Restricted-band)	15.407(b)	ANNEX A.6	Pass
8	Frequency Stability	15.407(g)	ANNEX A.7	Pass
9	Receiver Spurious Emissions	--	--	N/A[Note2]

Note [1]: The EUT has a permanently and irreplaceable attached antenna, which complies with the requirement FCC 15.203.

Note [2]: Only radio communication receivers operating in stand-alone mode within the band 30-960 MHz, as well as scanner receivers, are subject to Industry Canada requirements, so this test is not applicable

4 GENERAL TEST CONFIGURATIONS

4.1 Test Environments

During the measurement, the normal environmental conditions were within the listed ranges:

Relative Humidity	45% to 55%	
Atmospheric Pressure	100 kPa to 102 kPa	
Temperature	NT (Normal Temperature)	+22℃ to +25℃
	LT (Low Temperature)	0℃
	HT (High Temperature)	50℃
Working Voltage of the EUT	NV (Normal Voltage)	DC 3.3 V
	LV (Low Voltage)	DC 3.135 V
	HV (High Voltage)	DC 3.465 V

4.2 Test Equipment List

Description	Manufacturer	Model	Serial No.	Cal. Date	Cal. Due
Spectrum Analyzer	ROHDE&SCHWARZ	FSV-30	103118	2019.06.13	2020.06.12
Switch Unit with OSP-B157	ROHDE&SCHWARZ	OSP120	101270	2019.06.13	2020.06.12
EMI Receiver	KEYSIGHT	N9038A	MY53220118	2019.10.29	2020.10.28
Spectrum Analyzer	Agilent	E4440A	MY45304434	2019.10.30	2020.10.29
Spectrum Analyzer	Agilent	E4440A	MY46181663	2019.10.30	2020.10.29
Wideband Radio Communication Tester	R&S	CMW 500	127794	2019.06.13	2020.06.12
Wideband Radio Communication Tester	R&S	CMW 500	120598	2019.02.28	2020.02.27
EMI Receiver	ROHDE&SCHWARZ	ESRP	101036	2019.06.13	2020.06.12
LISN	SCHWARZBECK	NSLK 8127	8127-687	2019.06.13	2020.06.12
Bluetooth Tester	ROHDE&SCHWARZ	CBT	101005	2019.06.13	2020.06.12
DC Power Supply	ROHDE&SCHWARZ	HMP2020	018141664	2019.06.18	2020.06.17
Power Splitter	KMW	DCPD-LDC	1305003215	--	--
Power Sensor	ROHDE&SCHWARZ	NRP-Z21	103971	2019.06.13	2020.06.12
Attenuator (20 dB)	KMW	ZA-S1-201	110617091	2019.01.09	2020.01.08
Attenuator (6 dB)	KMW	ZA-S1-61	1305003189	2019.01.09	2020.01.08
Temperature Chamber	AHK	SP20	1412	2019.06.24	2020.06.23
Test Antenna-Loop(9 kHz-30 MHz)	SCHWARZBECK	FMZB 1519	1519-037	2017.11.09	2020.11.08
Test Antenna-Bi-Log(30 MHz-3 GHz)	SCHWARZBECK	VULB 9163	9163-624	2018.08.22	2020.08.21
Test Antenna-Horn(1-18 GHz)	SCHWARZBECK	BBHA 9120D	9120D-1148	2018.07.11	2020.07.10
Test Antenna-	A-INFO	LB-180400KF	J211060273	2019.01.05	2021.01.04

Description	Manufacturer	Model	Serial No.	Cal. Date	Cal. Due
Horn (18-40 GHz)					
Anechoic Chamber	RAINFORD	9m*6m*6m	N/A	2017.02.21	2020.02.20
Anechoic Chamber	EMC Electronic Co., Ltd	20.10*11.60*7.35m	N/A	2018.07.19	2020.07.18
Shielded Enclosure	ChangNing	CN-130701	130703	--	--
Signal Generator	ROHDE&SCHWARZ	SMB100A	177746	2019.08.23	2020.08.22
Power Amplifier	OPHIR RF	5225F	1037	2019.02.28	2020.02.27
Power Amplifier	OPHIR RF	5273F	1016	2019.02.28	2020.02.27
Directional Coupler	Werlantone	C5982-10	109275	N/A	N/A
Directional Coupler	Werlantone	CHP-273E	S00801z-01	N/A	N/A
Software	BALUN	BL410	-	-	-
Cable	ROHDE&SCHWARZ	JUNFLON	APR0914004	2019.01.09	2020.01.08
Note: The calibration period on the Cable is three month.					

4.3 Measurement Uncertainty

The following measurement uncertainty levels have been estimated for tests performed on the EUT as specified in CISPR 16-4-2.

This uncertainty represents an expanded uncertainty expressed at approximately the 95% confidence level using a coverage factor of k=2.

Measurement	Value
Occupied Channel Bandwidth	±4%
RF output power, conducted	±1 .4 dB
Power Spectral Density, conducted	±2.5 dB
Unwanted Emissions, conducted	±2.8 dB
All emissions, radiated	±5.4 dB
Temperature	±1°C
Humidity	±4%

4.4 Description of Test Setup

4.4.1 For Antenna Port Test

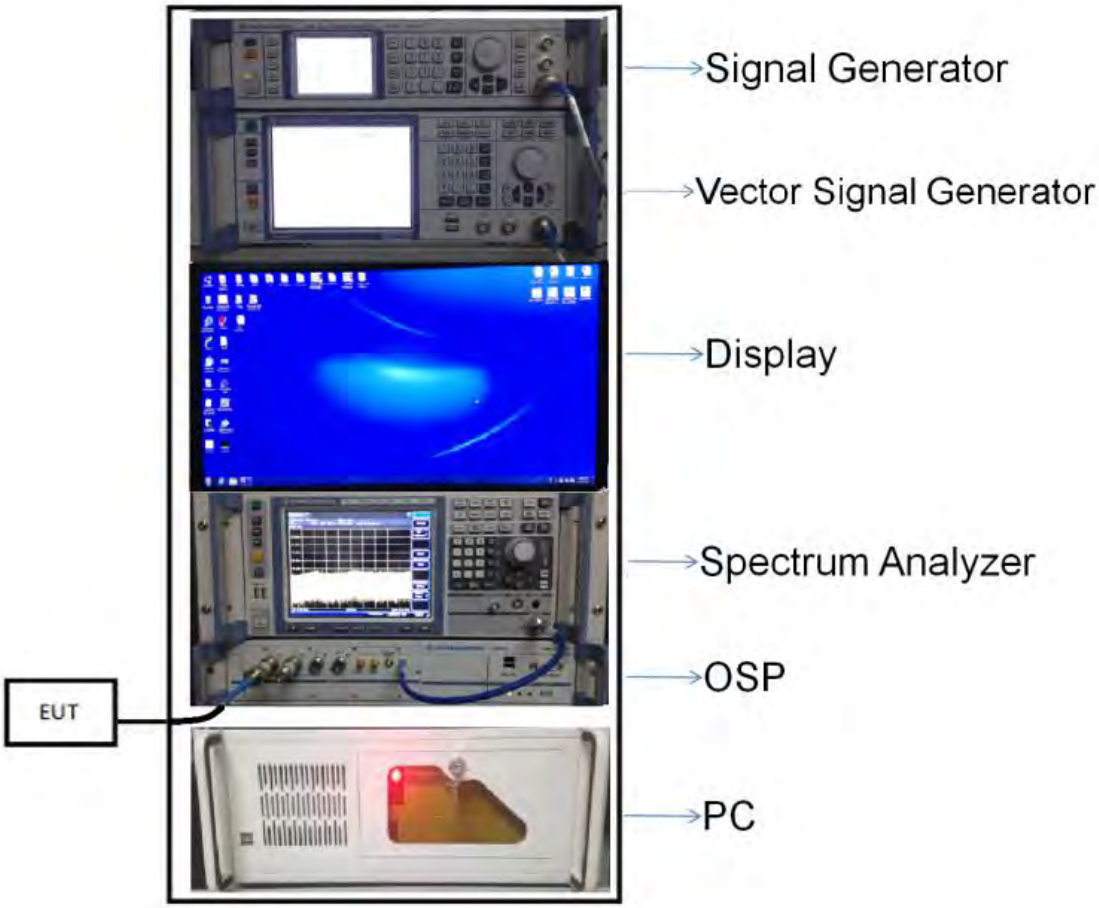

(Diagram 1)

4.4.2 For AC Power Supply Port Test

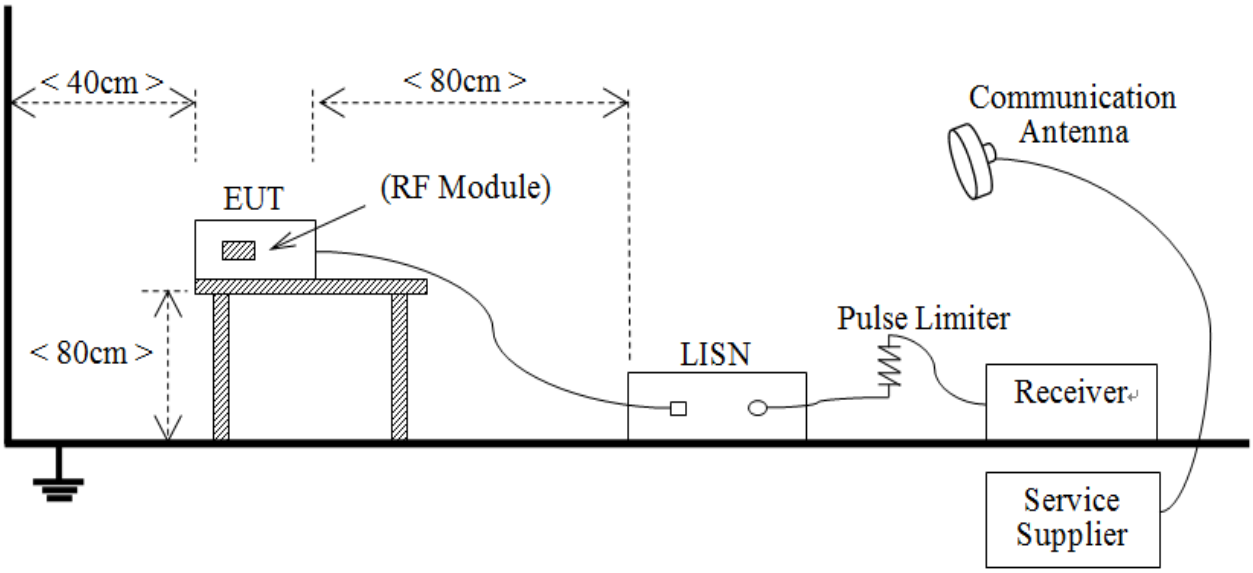

(Diagram 2)

4.4.3 For Radiated Test (Below 30 MHz)

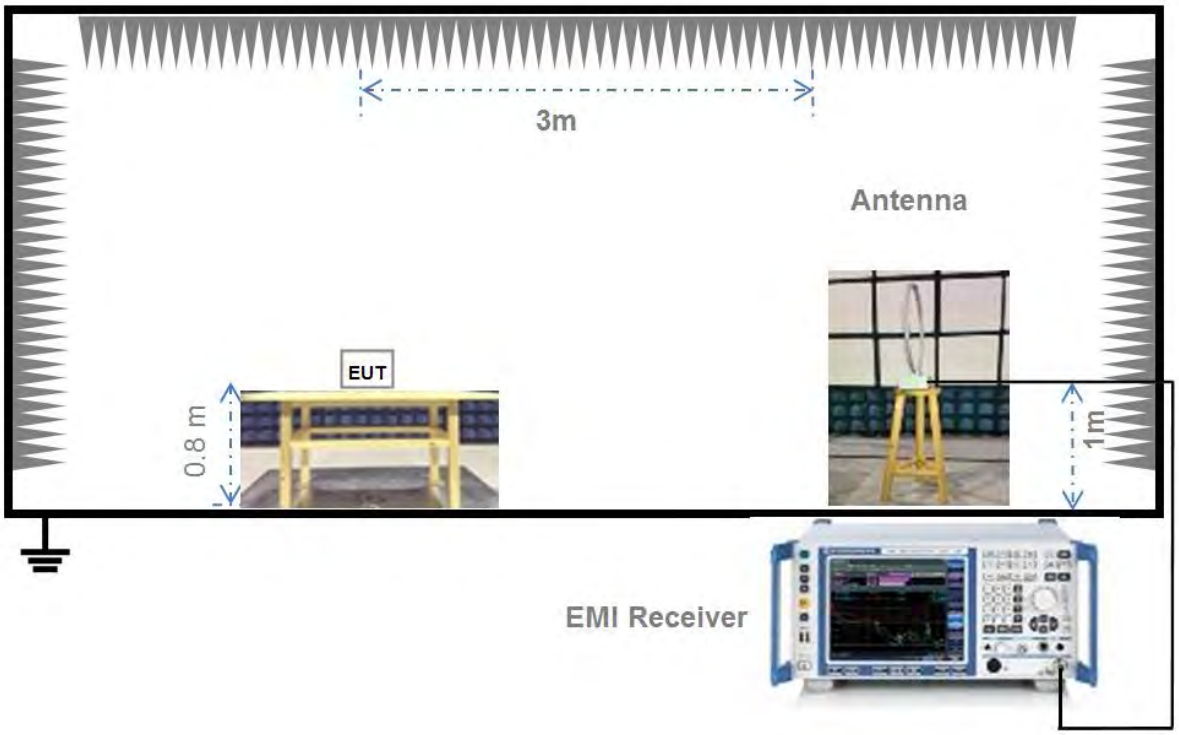

(Diagram 3)

4.4.4 For Radiated Test (30 MHz-1 GHz)



(Diagram 4)

4.4.5 For Radiated Test (Above 1 GHz)

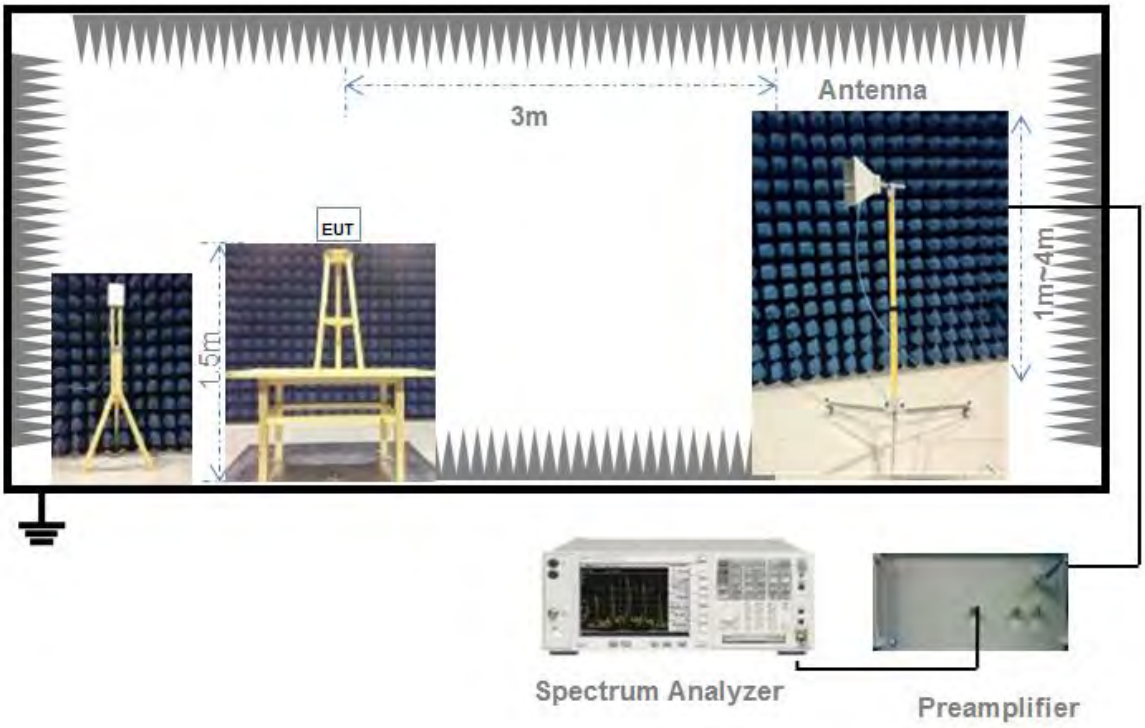

(Diagram 5)

4.4.6 For Frequency Stability Test

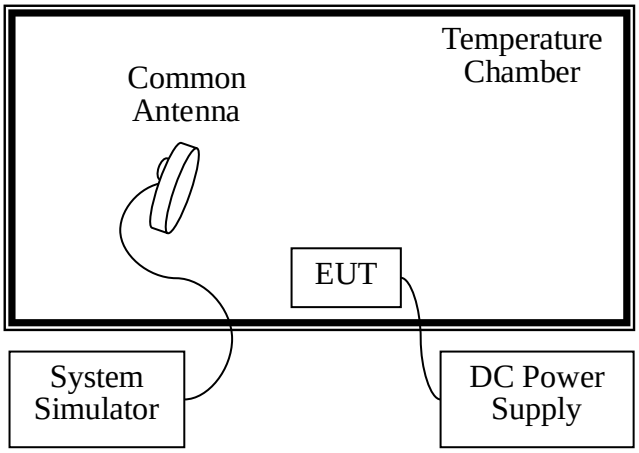

(Diagram 6)

5 TEST ITEMS

5.1 RF Output Power

5.1.1 Test Limit

FCC §15.407(a)

The maximum conducted output power should not exceed:

Frequency Band (MHz)	Limit
5150-5250	250 mW
5250-5350	250 mW or 11 dBm + 10log B, whichever is less.
5470-5725	250 mW or 11 dBm + 10log B, whichever is less.
5725-5850	1 W
Note: Where “B” is the 26 dB emissions bandwidth in MHz.	

RSS-247, 6.2

The maximum conducted output power shall not exceed:

Frequency Band (MHz)	Limit
5150-5250	N/A
5250-5350	250 mW or 11 dBm + 10log B, whichever is less.
5470-5725	250 mW or 11 dBm + 10log B, whichever is less.
5725-5850	1 W
Note: Where “B” is the 99% emissions bandwidth in MHz.	

The maximum e.i.r.p. shall not exceed:

Frequency Band (MHz)	Limit
5150-5250	200 mW or 10 dBm + 10log B, whichever is less.
5250-5350	1W or 17 dBm + 10log B, whichever is less.
5470-5725	1W or 17 dBm + 10log B, whichever is less.
5725-5850	N/A
Note: Where “B” is the 99% emissions bandwidth in MHz.	

5.1.2 Test Setup

The section 4.4.1 (Diagram 1) test setup description was used for this test. The photo of test setup please refer to ANNEX B.

5.1.3 Test Procedure

The maximum peak conducted output power may be measured using a broadband Average RF power meter. The power meter shall have a video bandwidth that is greater than or equal to the emission bandwidth and utilize a fast-responding diode detector.

The E.I.R.P used radiated test method. At a test site that has been validated using the procedures of ANSI C63.4 or the latest CISPR 16-1-4 for measurements above 1 GHz, so as to simulate a near free-space environment.

5.1.4 Test Result

Please refer to ANNEX A.1.

5.2 Emission Bandwidth and 6 dB Bandwidth

5.2.1 Limit

FCC §15.407(a), RSS-247, 6.2

Within the 5.725-5.85 GHz band, the minimum 6 dB bandwidth of U-NII devices shall be at least 500 kHz.

5.2.2 Test Setup

The test setup photo please refer to 4.4.1 (Diagram 1) test setup description was used for this test. The photo of test setup please refer to ANNEX B.

5.2.3 Test Procedure

Emission bandwidth

1. Set RBW = approximately 1% of the emission bandwidth.

2. Set VBW ≥ 3*RBW,

3. Detector = Peak.

4. Trace mode = Max hold.

5. Measure the maximum width of the emission that is 26 dB down from the peak of the emission.

Occupied Bandwidth

1. Set Span = 1.5 times to 5.0 times the OBW

2. Set RBW = 1% to 5% of the OBW.

3. Set VBW ≥ 3*RBW, Detector = Peak.

4. Trace mode = Max hold.

5. Use the 99% power bandwidth function of the instrument.

6 dB bandwidth

1. Set RBW = 100 kHz, VBW = 300 kHz.

2. Detector = Peak.Trace mode = Max hold.

3. Allow the trace to stabilize.

4. Measure the maximum width of the emission that is constrained by the frequencies associated with the two outermost amplitude points (upper and lower frequencies) that are attenuated by 6 dB relative to the maximum level measured in the fundamental emission.

5.2.4 Test Result

Please refer to ANNEX A.2 and ANNEX A.3.

5.3 Power Spectral density (PSD)

5.3.1 Limit

FCC §15.407(a)

The maximum power spectral density should not exceed:

Frequency Band (MHz)	Limit
5150-5250	11 dBm/MHz
5250-5350	11 dBm/MHz
5470-5725	11 dBm/MHz
5725-5850	30 dBm/500kHz

RSS-247, 6.2

The maximum power spectral density should not exceed:

Frequency Band (MHz)	Limit
5150-5250	N/A
5250-5350	11 dBm/MHz
5470-5725	11 dBm/MHz
5725-5850	30 dBm/500kHz

The e.i.r.p. spectral density should not exceed:

Frequency Band (MHz)	Limit
5150-5250	10 dBm/MHz
5250-5350	N/A
5470-5725	N/A
5725-5850	N/A

5.3.2 Test Setup

The section 4.4.1 (Diagram 1) test setup description was used for this test. The photo of test setup please refer to ANNEX B.

5.3.3 Test Procedure

Set the spectrum analyzer or EMI receiver span to view the entire emission bandwidth.

1. Set RBW = 510 kHz/1 MHz, VBW ≥ 3*RBW, Sweep time = Auto, Detector = RMS.
2. Allow the sweeps to continue until the trace stabilizes.
3. Use the peak marker function to determine the maximum amplitude level.
4. The E.I.R.P spectral density used radiated test method. At a test site that has been validated using the procedures of ANSI C63.4 or the latest CISPR 16-1-4 for measurements above 1 GHz, so as to simulate a near free-space environment.

5.3.4 Test Result

Please refer to ANNEX A.4.

5.4 Conducted Emission

5.4.1 Limit

FCC §15.207, RSS-GEN, 8.8

For an intentional radiator that is designed to be connected to the public utility (AC) power line, the radio frequency voltage that is conducted back onto the AC power line on any frequency within the band 150 kHz to 30 MHz shall not exceed the limits in the following table, as measured using a 50μH/50Ω line impedance stabilization network (LISN).

Frequency range (MHz)	Conducted Limit (dBμV)	
	Quai-peak	Average
0.15 - 0.50	66 to 56	56 to 46
0.50 - 5	56	46
0.50 - 30	60	50

5.4.2 Test Setup

The section 4.4.2 (Diagram 2) test setup description was used for this test. The photo of test setup please refer to ANNEX B.

5.4.3 Test Procedure

The maximum conducted interference is searched using Peak (PK), if the emission levels more than the AV and QP limits, and that have narrow margins from the AV and QP limits will be re-measured with AV and QP detectors. Tests for both L phase and N phase lines of the power mains connected to the EUT are performed. Refer to recorded points and plots below.

5.4.4 Test Result

Please refer to ANNEX A.5.

5.5 Radiated Spurious Emissions and Band Edge (Restricted-band)

5.5.1 Limit

FCC §15.209 & 15.407(b), RSS-247, 6.2

Frequency (MHz)	Field Strength (μV/m)	Measurement Distance (m)
0.009 - 0.490	2400/F(kHz)	300
0.490 - 1.705	24000/F(kHz)	30
1.705 - 30.0	30	30
30 - 88	100	3
88 - 216	150	3
216 - 960	200	3
Above 960	500	3

Note [1]: The Limit for radiated test was performed according to FCC Part 15C
Note [2]: The tighter limit applies at the band edge.

Un-restricted band emissions	
Out Operating Band (MHz)	Limit
5150 - 5250	e.i.r.p. -27 dBm (68.2 dBuV/m@3m)
5250 - 5350	e.i.r.p. -27 dBm (68.2 dBuV/m@3m)
5470 - 5725	e.i.r.p. -27 dBm (68.2 dBuV/m@3m)
5725 - 5850	All emissions shall be limited to a level of -27 dBm/MHz at 75 MHz or more above or below the band edge increasing linearly to 10 dBm/MHz at 25 MHz above or below the band edge, and from 25 MHz above or below the band edge increasing linearly to a level of 15.6 dBm/MHz at 5 MHz above or below the band edge, and from 5 MHz above or below the band edge increasing linearly to a level of 27 dBm/MHz at the band edge. 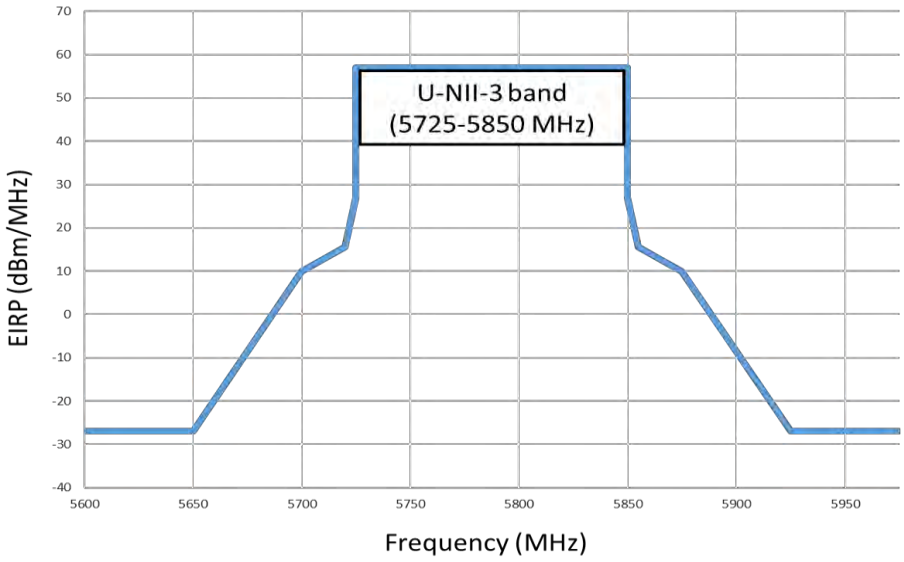

Note: The following formula is used to convert the equipment isotropic radiated power (eirp) to field strength.

5.5.2 Test Setup

The section 4.4.3-4.4.5 (Diagram 3 - Diagram 5) test setup description was used for this test. The photo of test

setup please refer to ANNEX B.

5.5.3 Test Procedure

Since the emission limits are specified in terms of radiated field strength levels, measurements performed to demonstrate compliance have traditionally relied on a radiated test configuration. Radiated measurements remain the principal method for demonstrating compliance to the specified limits; however antenna-port conducted measurements are also now acceptable to demonstrate compliance (see below for details). When radiated measurements are utilized, test site requirements and procedures for maximizing and measuring radiated emissions that are described in ANSI C63.10 shall be followed.

Antenna-port conducted measurements may also be used as an alternative to radiated measurements for demonstrating compliance in the restricted frequency bands. If conducted measurements are performed, then proper impedance matching must be ensured and an additional radiated test for cabinet/case spurious emissions is required.

General Procedure for conducted measurements in restricted bands

a) Measure the conducted output power (in dBm) using the detector specified (see guidance regarding measurement procedures for determining quasi-peak, peak, and average conducted output power, respectively).

b) Add the maximum transmit antenna gain (in dBi) to the measured output power level to determine the EIRP level (see guidance on determining the applicable antenna gain)

c) Add the appropriate maximum ground reflection factor to the EIRP level (6 dB for frequencies ≤ 30 MHz, 4.7 dB for frequencies between 30 MHz and 1000 MHz, inclusive and 0 dB for frequencies > 1000 MHz).

d) For devices with multiple antenna-ports, measure the power of each individual chain and sum the EIRP of all chains in linear terms (e.g., Watts, mW).

e) Convert the resultant EIRP level to an equivalent electric field strength using the following relationship:

$E = EIRP – 20\log D + 104.8$

where:

E = electric field strength in dBμV/m,

EIRP = equivalent isotropic radiated power in dBm

D = specified measurement distance in meters.

f) Compare the resultant electric field strength level to the applicable limit.

g) Perform radiated spurious emission test.

Quasi-Peak measurement procedure

The specifications for measurements using the CISPR quasi-peak detector can be found in Publication 16 of the International Special Committee on Radio Frequency Interference (CISPR) of the International Electrotechnical Commission.

As an alternative to CISPR quasi-peak measurement, compliance can be demonstrated to the applicable emission limits using a peak detector.

Peak power measurement procedure

Peak emission levels are measured by setting the instrument as follows:

a) RBW = as specified in Table 1.

b) VBW ≥ 3 x RBW.

c) Detector = Peak.

d) Sweep time = auto.

e) Trace mode = max hold.

f) Allow sweeps to continue until the trace stabilizes. (Note that the required measurement time may be longer for low duty cycle applications).

Table 1—RBW as a function of frequency

Frequency	RBW
9-150 kHz	200-300 Hz
0.15-30 MHz	9-10 kHz
30-1000 MHz	100-120 kHz
> 1000 MHz	1 MHz

If the peak-detected amplitude can be shown to comply with the average limit, then it is not necessary to perform a separate average measurement.

Trace averaging across on and off times of the EUT transmissions followed by duty cycle correction

If continuous transmission of the EUT (i.e., duty cycle ≥ 98 percent) cannot be achieved and the duty cycle is constant (i.e., duty cycle variations are less than ± 2 percent), then the following procedure shall be used:

a) The EUT shall be configured to operate at the maximum achievable duty cycle.

b) Measure the duty cycle, x, of the transmitter output signal as described in section 6.0.

c) RBW = 1 MHz (unless otherwise specified).

d) VBW ≥ 3 x RBW.

e) Detector = RMS, if span/(# of points in sweep) ≤ (RBW/2). Satisfying this condition may require increasing the number of points in the sweep or reducing the span. If this condition cannot be satisfied, then the detector mode shall be set to peak.

f) Averaging type = power (i.e., RMS).

1) As an alternative, the detector and averaging type may be set for linear voltage averaging.

2) Some instruments require linear display mode in order to use linear voltage averaging. Log or dB averaging shall not be used.

g) Sweep time = auto.

h) Perform a trace average of at least 100 traces.

i) A correction factor shall be added to the measurement results prior to comparing to the emission limit in order to compute the emission level that would have been measured had the test been performed at 100 percent duty cycle. The correction factor is computed as follows:

1) If power averaging (RMS) mode was used in step f), then the applicable correction factor is 10 log(1/x), where x is the duty cycle.

2) If linear voltage averaging mode was used in step f), then the applicable correction factor is 20 log(1/x), where x is the duty cycle.

3) If a specific emission is demonstrated to be continuous (≥ 98 percent duty cycle) rather than turning on and off with the transmit cycle, then no duty cycle correction is required for that emission.

NOTE: Reduction of the measured emission amplitude levels to account for operational duty factor is not permitted. Compliance is based on emission levels occurring during transmission - not on an average across on and off times of the transmitter.

Determining the applicable transmit antenna gain

A conducted power measurement will determine the maximum output power associated with a restricted band

emission; however, in order to determine the associated EIRP level, the gain of the transmitting antenna (in dBi) must be added to the measured output power (in dBm).

Since the out-of-band characteristics of the EUT transmit antenna will often be unknown, the use of a conservative antenna gain value is necessary. Thus, when determining the EIRP based on the measured conducted power, the upper bound on antenna gain for a device with a single RF output shall be selected as the maximum in-band gain of the antenna across all operating bands, or 2 dBi, whichever is greater. However, for devices that operate in multiple frequency bands while using the same transmit antenna, the highest gain of the antenna within the operating band nearest in frequency to the restricted band emission being measured may be used in lieu of the overall highest gain when the emission is at a frequency that is within 20 percent of the nearest band edge frequency, but in no case shall a value less than 2 dBi be used.

See KDB 662911 for guidance on calculating the additional array gain term when determining the effective antenna gain for a EUT with multiple outputs occupying the same or overlapping frequency ranges in the same band.

Radiated spurious emission test

An additional consideration when performing conducted measurements of restricted band emissions is that unwanted emissions radiating from the EUT cabinet, control circuits, power leads, or intermediate circuit elements will likely go undetected in a conducted measurement configuration. To address this concern, a radiated test shall be performed to ensure that emissions emanating from the EUT cabinet (rather than the antenna port) also comply with the applicable limits.

For these cabinet radiated spurious emission measurements the EUT transmit antenna may be replaced with a termination matching the nominal impedance of the antenna. Procedures for performing radiated measurements are specified in ANSI C63.10. All detected emissions shall comply with the applicable limits.

The measurement frequency range is from 30 MHz to the 10th harmonic of the fundamental frequency. The Turn Table is actuated to turn from 0° to 360°, and both horizontal and vertical polarizations of the Test Antenna are used to find the maximum radiated power. Mid channels on all channel bandwidth verified. Only the worst RB size/offset presented.

The power of the EUT transmitting frequency should be ignored.

All Spurious Emission tests were performed in X, Y, Z axis direction. And only the worst axis test condition was recorded in this test report.

Use the following spectrum analyzer settings:

Span = wide enough to fully capture the emission being measured
RBW = 1 MHz for f ≥ 1 GHz, 100 kHz for f < 1 GHz
VBW ≥ RBW
Sweep = auto
Detector function = peak
Trace = max hold

5.5.4 Test Result

Please refer to ANNEX A.6 and Please refer to ANNEX A.8.

5.6 Frequency Stability

5.6.1 Limit

FCC §15.407(g)

Manufacturers of U-NII devices are responsible for ensuring frequency stability such that an emission is maintained within the band of operation under all conditions of normal operation as specified in the user's manual.

5.6.2 Test Setup

The section 4.4.6 (Diagram 6) test setup description was used for this test. The photo of test setup please refer to ANNEX B.

5.6.3 Test Procedure

The EUT is installed in an environment test chamber with external power source.
Set the chamber to operate at 50 centigrade and external power source to output at nominal voltage of EUT.
A sufficient stabilization period at each temperatures is used prior to each frequency measurement.
When temperature is stabled, measure the frequency stability.
The test shall be performed under -30 to 50 centigrade and 85 to 115 percent of the nominal voltage.
Change setting of chamber and external power source to complete all conditions.

5.6.4 Test Result

Please refer to ANNEX A.7.

ANNEX A TEST RESULT

A.1 RF Output Power

Note [1]: For FCC standard, if transmitting antennas of directional gain greater than 6 dBi are used, all band maximum conducted output power shall be reduced by the amount in dB that the directional gain of the antenna exceeds 6 dBi.

Test Data

Conducted Power

SISO

Band I (5150 - 5250 MHz)								
Mode	Channel	Frequency (MHz)	Conducted Power ANT A (dBm)	Conducted Power ANT A (mW)	Conducted Power ANT B (dBm)	Conducted Power ANT B (mW)	FCC Limit (mW)	Verdict
11a	CH36	5180	18.5	70.79	18.6	72.44	250.0	Pass
11a	CH44	5220	18.6	72.44	18.4	69.18	250.0	Pass
11a	CH48	5240	18.7	74.13	18.2	66.07	250.0	Pass
11n (HT20)	CH36	5180	18.4	69.18	18.8	75.86	250.0	Pass
11n (HT20)	CH44	5220	18.4	69.18	18.4	69.18	250.0	Pass
11n (HT20)	CH48	5240	18.6	72.44	18.6	72.44	250.0	Pass
11n (HT40)	CH38	5190	16.7	46.77	15.5	35.48	250.0	Pass
11n (HT40)	CH46	5230	16.9	48.98	15.3	33.88	250.0	Pass
11ac (VHT20)	CH36	5180	14.8	30.20	15.6	36.31	250.0	Pass
11ac (VHT20)	CH44	5220	15.2	33.11	15.4	34.67	250.0	Pass
11ac (VHT20)	CH48	5240	15.5	35.48	15.3	33.88	250.0	Pass
11ac (VHT40)	CH38	5190	14.8	30.20	15.5	35.48	250.0	Pass
11ac (VHT40)	CH46	5230	15.6	36.31	15.2	33.11	250.0	Pass
11ac (VHT80)	CH42	5210	15.5	35.48	14.9	30.90	250.0	Pass

Band IV (5725 - 5850 MHz)								
Mode	Channel	Frequency (MHz)	Conducted Power ANT A (dBm)	Conducted Power ANT A (mW)	Conducted Power ANT B (dBm)	Conducted Power ANT B (mW)	FCC Limit (W)	Verdict
11a	CH149	5745	18.5	70.79	18.6	72.44	1.00	Pass
11a	CH157	5785	17.6	57.54	19.0	79.43	1.00	Pass
11a	CH165	5825	16.9	48.98	19.1	81.28	1.00	Pass
11n (HT20)	CH149	5745	18.5	70.79	18.3	67.61	1.00	Pass
11n (HT20)	CH157	5785	18.2	66.07	18.8	75.86	1.00	Pass
11n (HT20)	CH165	5825	17.2	52.48	18.6	72.44	1.00	Pass
11n (HT40)	CH151	5755	18.5	70.79	18.2	66.07	1.00	Pass
11n (HT40)	CH159	5795	17.3	53.70	18.5	70.79	1.00	Pass
11ac (VHT20)	CH149	5745	15.5	35.48	14.7	29.51	1.00	Pass
11ac (VHT20)	CH157	5785	14.6	28.84	15.3	33.88	1.00	Pass
11ac (VHT20)	CH165	5825	13.8	23.99	15.6	36.31	1.00	Pass
11ac (VHT40)	CH151	5755	15.5	35.48	15.3	33.88	1.00	Pass
11ac (VHT40)	CH159	5795	14.0	25.12	15.6	36.31	1.00	Pass
11ac (VHT80)	CH155	5775	15.5	35.48	15.6	36.31	1.00	Pass

MIMO

Band I (5150 - 5250 MHz)						
Mode	Channel	Frequency (MHz)	Total Conducted Power (dBm)	Total Conducted Power (mW)	FCC Limit (mW)	Verdict
11n (HT20)	CH36	5180	17.98	62.81	250.0	Pass
11n (HT20)	CH44	5220	18.41	69.34	250.0	Pass
11n (HT20)	CH48	5240	18.71	74.30	250.0	Pass
11n (HT40)	CH38	5190	18.51	70.96	250.0	Pass
11n (HT40)	CH46	5230	18.71	74.30	250.0	Pass
11ac (VHT20)	CH36	5180	15.67	36.90	250.0	Pass
11ac (VHT20)	CH44	5220	15.71	37.24	250.0	Pass
11ac (VHT20)	CH48	5240	15.68	36.98	250.0	Pass
11ac (VHT40)	CH38	5190	15.76	37.67	250.0	Pass
11ac (VHT40)	CH46	5230	15.43	34.91	250.0	Pass
11ac (VHT80)	CH42	5210	15.81	38.11	250.0	Pass

Band IV (5725 - 5850 MHz)						
Mode	Channel	Frequency (MHz)	Total Conducted Power (dBm)	Total Conducted Power (mW)	FCC Limit (W)	Verdict
11n (HT20)	CH149	5745	18.98	79.07	1.00	Pass
11n (HT20)	CH157	5785	18.64	73.11	1.00	Pass
11n (HT20)	CH165	5825	18.40	69.18	1.00	Pass
11n (HT40)	CH151	5755	18.27	67.14	1.00	Pass
11n (HT40)	CH159	5795	18.61	72.61	1.00	Pass
11ac (VHT20)	CH149	5745	15.61	36.39	1.00	Pass
11ac (VHT20)	CH157	5785	15.41	34.75	1.00	Pass
11ac (VHT20)	CH165	5825	15.22	33.27	1.00	Pass
11ac (VHT40)	CH151	5755	15.61	36.39	1.00	Pass
11ac (VHT40)	CH159	5795	15.40	34.67	1.00	Pass
11ac (VHT80)	CH155	5775	15.91	38.99	1.00	Pass

A.2 Emission Bandwidth & 99% Bandwidth

Note: Test plots please refer to the document “Annex No.: BL-EC19A0003-604 Data Part 1.pdf”.

Test Data

SISO

Band I (5150 - 5250 MHz)						
Mode	Channel	Frequency	26 dB Bandwidth (MHz)		99% Bandwidth (MHz)	
		(MHz)	ANT A	ANT B	ANT A	ANT B
11a	CH36	5180	23.446	18.141	16.3968	16.3835
11a	CH44	5220	24.074	18.256	16.4520	16.3452
11a	CH48	5240	26.793	18.440	16.5419	16.3687
11n (HT20)	CH36	5180	20.520	20.081	17.5719	17.5939
11n (HT20)	CH44	5220	23.837	21.099	17.6296	17.5586
11n (HT20)	CH48	5240	28.561	19.255	17.6718	17.5949
11n (HT40)	CH38	5190	41.480	41.661	36.2169	36.1402
11n (HT40)	CH46	5230	41.921	40.927	36.1903	36.1019
11ac (VHT20)	CH36	5180	19.253	19.177	17.5276	17.5244
11ac (VHT20)	CH44	5220	19.306	19.146	17.5391	17.5600
11ac (VHT20)	CH48	5240	19.178	19.217	17.5430	17.5546
11ac (VHT40)	CH38	5190	41.087	40.998	36.1536	36.1958
11ac (VHT40)	CH46	5230	40.634	41.077	35.9640	36.0710
11ac (VHT80)	CH42	5210	79.959	89.622	74.6126	74.7452

Band IV (5725 - 5850 MHz)						
Mode	Channel	Frequency	26 dB Bandwidth (MHz)		99% Bandwidth (MHz)	
		(MHz)	ANT A	ANT B	ANT A	ANT B
11a	CH149	5745	18.559	22.384	16.4326	16.4820
11a	CH157	5785	18.466	26.603	16.3811	16.5206
11a	CH165	5825	18.497	26.368	16.3292	16.5027
11n (HT20)	CH149	5745	19.915	26.814	17.6020	17.6794
11n (HT20)	CH157	5785	19.099	27.390	17.5713	17.7542
11n (HT20)	CH165	5825	19.234	28.342	17.5695	17.7001
11n (HT40)	CH151	5755	52.795	68.312	36.2016	36.5119
11n (HT40)	CH159	5795	41.686	62.364	36.0770	36.4724
11ac (VHT20)	CH149	5745	19.254	19.159	17.5632	17.5484
11ac (VHT20)	CH157	5785	19.144	19.499	17.5369	17.5510
11ac (VHT20)	CH165	5825	19.127	19.173	17.5364	17.5590
11ac (VHT40)	CH151	5755	41.003	40.493	36.0612	35.9994
11ac (VHT40)	CH159	5795	40.919	40.957	36.0911	36.0500
11ac (VHT80)	CH155	5775	81.130	90.580	74.4590	74.5929

MIMO

Band I (5150 - 5250 MHz)						
Mode	Channel	Frequency	26 dB Bandwidth (MHz)		99% Bandwidth (MHz)	
		(MHz)	ANT A	ANT B	ANT A	ANT B
11n (HT20)	CH36	5180	19.308	19.229	17.5333	17.5031
11n (HT20)	CH44	5220	19.287	19.206	17.5177	17.5480
11n (HT20)	CH48	5240	19.105	19.266	17.5560	17.5467
11n (HT40)	CH38	5190	40.737	40.557	36.1178	36.0326
11n (HT40)	CH46	5230	42.952	40.577	36.0657	36.1428
11ac (VHT20)	CH36	5180	19.068	19.266	17.5501	17.5334
11ac (VHT20)	CH44	5220	19.241	19.050	17.5595	17.5427
11ac (VHT20)	CH48	5240	19.273	19.060	17.5399	17.5485
11ac (VHT40)	CH38	5190	41.147	40.428	36.0939	36.0689
11ac (VHT40)	CH46	5230	41.251	41.031	36.0668	36.1629
11ac (VHT80)	CH42	5210	79.707	79.324	74.7663	74.6758

Band IV (5725 - 5850 MHz)						
Mode	Channel	Frequency	26 dB Bandwidth (MHz)		99% Bandwidth (MHz)	
		(MHz)	ANT A	ANT B	ANT A	ANT B
11n (HT20)	CH149	5745	19.082	19.316	17.5452	17.5214
11n (HT20)	CH157	5785	19.373	19.144	17.5171	17.5755
11n (HT20)	CH165	5825	19.114	19.134	17.5539	17.5480
11n (HT40)	CH151	5755	41.228	50.180	35.9967	36.0659
11n (HT40)	CH159	5795	40.597	41.077	35.9653	36.1906
11ac (VHT20)	CH149	5745	19.364	19.301	17.5217	17.5755
11ac (VHT20)	CH157	5785	19.165	19.295	17.5605	17.5509
11ac (VHT20)	CH165	5825	19.102	19.177	17.5431	17.5537
11ac (VHT40)	CH151	5755	40.479	41.137	35.9693	36.0268
11ac (VHT40)	CH159	5795	40.420	40.342	35.9549	36.0222
11ac (VHT80)	CH155	5775	80.311	80.683	74.5849	74.3083

A.3 6 dB Bandwidth

Note: Test plots please refer to the document “Annex No.: BL-EC19A0003-604 Data Part 2.pdf”.

Test Data

SISO

Band IV (5725 - 5850 MHz)						
Mode	Channel	Frequency (MHz)	6 dB Bandwidth (MHz)		Limit (KHz)	Verdict
			ANT A	ANT B		
11a	CH149	5745	16.080	16.171	500	Pass
11a	CH157	5785	16.363	16.071	500	Pass
11a	CH165	5825	16.345	15.862	500	Pass
11n (HT20)	CH149	5745	17.214	17.184	500	Pass
11n (HT20)	CH157	5785	17.693	17.595	500	Pass
11n (HT20)	CH165	5825	17.600	17.341	500	Pass
11n (HT40)	CH151	5755	34.706	35.141	500	Pass
11n (HT40)	CH159	5795	35.032	32.646	500	Pass
11ac (VHT20)	CH149	5745	17.560	17.588	500	Pass
11ac (VHT20)	CH157	5785	17.613	17.600	500	Pass
11ac (VHT20)	CH165	5825	17.586	17.075	500	Pass
11ac (VHT40)	CH151	5755	35.159	35.139	500	Pass
11ac (VHT40)	CH159	5795	35.144	33.778	500	Pass
11ac (VHT80)	CH155	5775	75.040	73.816	500	Pass

MIMO

Band IV (5725 - 5850 MHz)						
Mode	Channel	Frequency (MHz)	6 dB Bandwidth (MHz)		Limit (KHz)	Verdict
			ANT A	ANT B		
11n (HT20)	CH149	5745	17.573	17.613	500	Pass
11n (HT20)	CH157	5785	16.860	16.904	500	Pass
11n (HT20)	CH165	5825	16.997	17.075	500	Pass
11n (HT40)	CH151	5755	34.229	34.098	500	Pass
11n (HT40)	CH159	5795	34.697	35.154	500	Pass
11ac (VHT20)	CH149	5745	17.554	17.582	500	Pass
11ac (VHT20)	CH157	5785	17.199	17.590	500	Pass
11ac (VHT20)	CH165	5825	17.588	17.577	500	Pass
11ac (VHT40)	CH151	5755	35.167	33.875	500	Pass
11ac (VHT40)	CH159	5795	35.117	33.440	500	Pass
11ac (VHT80)	CH155	5775	71.388	72.624	500	Pass

A.4 Power Spectral Density

Note: Test plots please refer to the document “Annex No.: BL-EC19A0003-604 Data Part 3.pdf”.

Test Data

SISO

Band I (5150 - 5250 MHz)						
Mode	Channel	Frequency (MHz)	PSD at ANT A (dBm/MHz)	PSD at ANT B (dBm/MHz)	FCC Limit (dBm/MHz)	Verdict
11a	CH36	5180	7.83	9.28	11.0	Pass
11a	CH44	5220	8.06	8.59	11.0	Pass
11a	CH48	5240	8.36	8.14	11.0	Pass
11n (HT20)	CH36	5180	8.18	8.49	11.0	Pass
11n (HT20)	CH44	5220	8.09	7.75	11.0	Pass
11n (HT20)	CH48	5240	7.97	7.58	11.0	Pass
11n (HT40)	CH38	5190	3.30	2.18	11.0	Pass
11n (HT40)	CH46	5230	3.16	2.12	11.0	Pass
11ac (VHT20)	CH36	5180	4.45	5.22	11.0	Pass
11ac (VHT20)	CH44	5220	4.65	4.73	11.0	Pass
11ac (VHT20)	CH48	5240	4.88	4.20	11.0	Pass
11ac (VHT40)	CH38	5190	1.95	2.25	11.0	Pass
11ac (VHT40)	CH46	5230	2.25	1.81	11.0	Pass
11ac (VHT80)	CH42	5210	-0.75	-0.75	11.0	Pass

Band IV (5725 - 5850 MHz)						
Mode	Channel	Frequency (MHz)	PSD at ant A (dBm/MHz)	PSD at ant B (dBm/MHz)	FCC Limit (dBm/500 kHz)	Verdict
11a	CH149	5745	6.15	7.07	30	Pass
11a	CH157	5785	5.54	7.52	30	Pass
11a	CH165	5825	4.65	7.70	30	Pass
11n (HT20)	CH149	5745	6.81	7.11	30	Pass
11n (HT20)	CH157	5785	5.37	7.77	30	Pass
11n (HT20)	CH165	5825	4.78	8.12	30	Pass
11n (HT40)	CH151	5755	4.23	5.19	30	Pass
11n (HT40)	CH159	5795	3.10	5.37	30	Pass
11ac (VHT20)	CH149	5745	3.56	3.04	30	Pass
11ac (VHT20)	CH157	5785	2.28	3.92	30	Pass
11ac (VHT20)	CH165	5825	1.33	4.55	30	Pass
11ac (VHT40)	CH151	5755	1.21	2.12	30	Pass
11ac (VHT40)	CH159	5795	0.08	1.86	30	Pass
11ac (VHT80)	CH155	5775	-0.90	0.17	30	Pass

MIMO

Band I (5150 - 5250 MHz)							
Mode	Channel	Frequency (MHz)	PSD at ant A (dBm/MHz)	PSD at ant B (dBm/MHz)	Total PSD (dBm/MHz)	FCC Limit (dBm/MHz)	Verdict
11n (HT20)	CH36	5180	5.41	5.00	8.22	10.74[Note]	Pass
11n (HT20)	CH44	5220	4.76	4.27	7.53	10.74	Pass
11n (HT20)	CH48	5240	4.82	3.74	7.32	10.74	Pass
11n (HT40)	CH38	5190	2.12	2.48	5.31	10.74	Pass
11n (HT40)	CH46	5230	2.38	1.49	4.97	10.74	Pass
11ac (VHT20)	CH36	5180	1.28	2.05	4.69	10.74	Pass
11ac (VHT20)	CH44	5220	1.14	1.18	4.17	10.74	Pass
11ac (VHT20)	CH48	5240	1.68	0.89	4.31	10.74	Pass
11ac (VHT40)	CH38	5190	-0.26	-0.10	2.83	10.74	Pass
11ac (VHT40)	CH46	5230	0.10	-0.42	2.86	10.74	Pass
11ac (VHT80)	CH42	5210	-3.05	-3.16	-0.09	10.74	Pass

Note：PSD limit reduction = Total directional gain – 6dBi = 6.26 – 6 =0.26 dB

Band IV (5725 - 5850 MHz)							
Mode	Channel	Frequency (MHz)	PSD at ant A (dBm/MHz)	PSD at ant B (dBm/MHz)	Total PSD (dBm/MHz)	FCC/IC Limit (dBm/500 kHz)	Verdict
11n (HT20)	CH149	5745	3.67	2.99	6.35	30	Pass
11n (HT20)	CH157	5785	1.91	4.24	6.24	30	Pass
11n (HT20)	CH165	5825	2.37	3.84	6.18	30	Pass
11n (HT40)	CH151	5755	1.54	2.54	5.08	30	Pass
11n (HT40)	CH159	5795	0.56	3.09	5.02	30	Pass
11ac (VHT20)	CH149	5745	-1.46	-0.98	1.80	30	Pass
11ac (VHT20)	CH157	5785	-1.91	--0.34	2.37	30	Pass
11ac (VHT20)	CH165	5825	-3.09	-0.15	1.63	30	Pass
11ac (VHT40)	CH151	5755	-3.08	-2.23	0.38	30	Pass
11ac (VHT40)	CH159	5795	-2.95	-1.36	0.93	30	Pass
11ac (VHT80)	CH155	5775	-5.00	-3.83	-1.37	30	Pass

A.5 Conducted Emissions

Note [1]: The EUT is working in the Normal link mode.
Note [2]: Devices subject to Part 15 must be tested for all available U.S. voltages and frequencies (such as a nominal 120 VAC, 60 Hz and 240 VAC, 50 Hz) for which the device is capable of operation. So, The configuration 120 VAC, 60 Hz and 240 VAC, 50 Hz were tested respectively, but only the worst configuration (120 VAC, 60 Hz) shown here.

Test Data and Plots

PHASE L

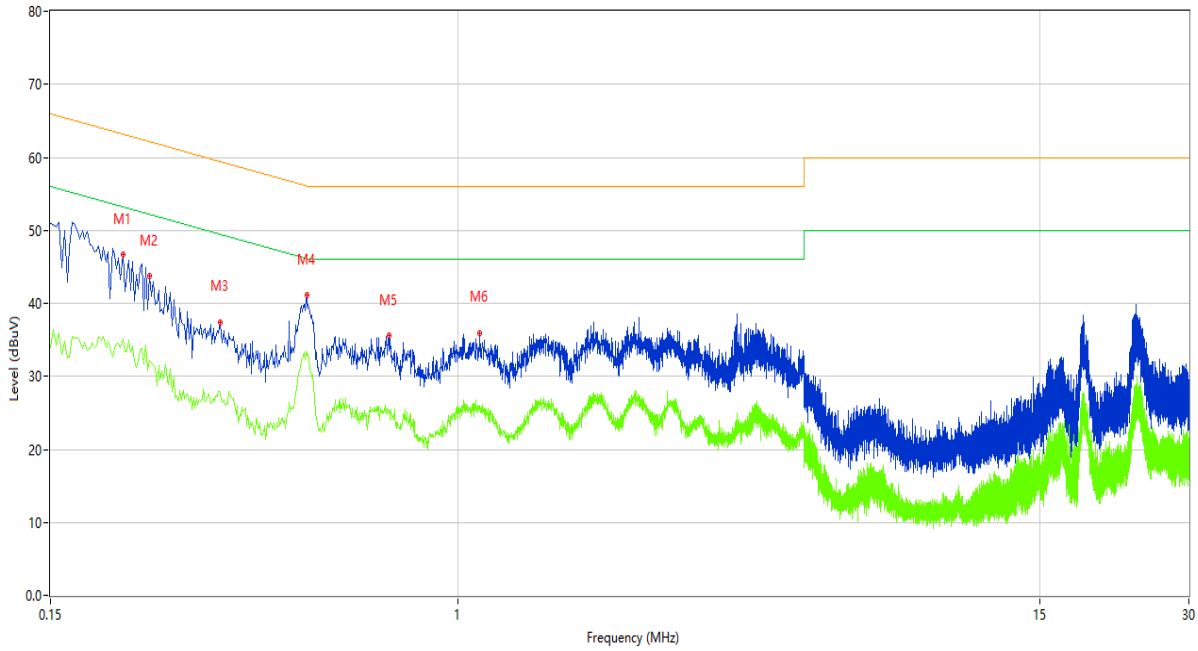

No.	Frequency (MHz)	Results (dBuV)	Factor (dB)	Limit (dBuV)	Over Limit (dB)	Detector	Line	Verdict
1*	0.210	43.73	11.29	63.21	-19.48	Peak	L	Pass
1**	0.210	35.06	11.29	53.21	-18.15	AV	L	Pass
2*	0.238	40.53	11.31	62.17	-21.64	Peak	L	Pass
2**	0.238	32.14	11.31	52.17	-20.03	AV	L	Pass
3*	0.330	32.03	11.42	59.45	-27.42	Peak	L	Pass
3**	0.330	27.80	11.42	49.45	-21.65	AV	L	Pass
4*	0.494	37.81	11.11	56.10	-18.29	Peak	L	Pass
4**	0.494	33.01	11.11	46.10	-13.09	AV	L	Pass
5*	0.726	28.06	11.30	56.00	-27.94	Peak	L	Pass
5**	0.726	24.94	11.30	46.00	-21.06	AV	L	Pass
6*	1.106	29.20	11.23	56.00	-26.80	Peak	L	Pass
6**	1.106	25.88	11.23	46.00	-20.12	AV	L	Pass

PHASE N

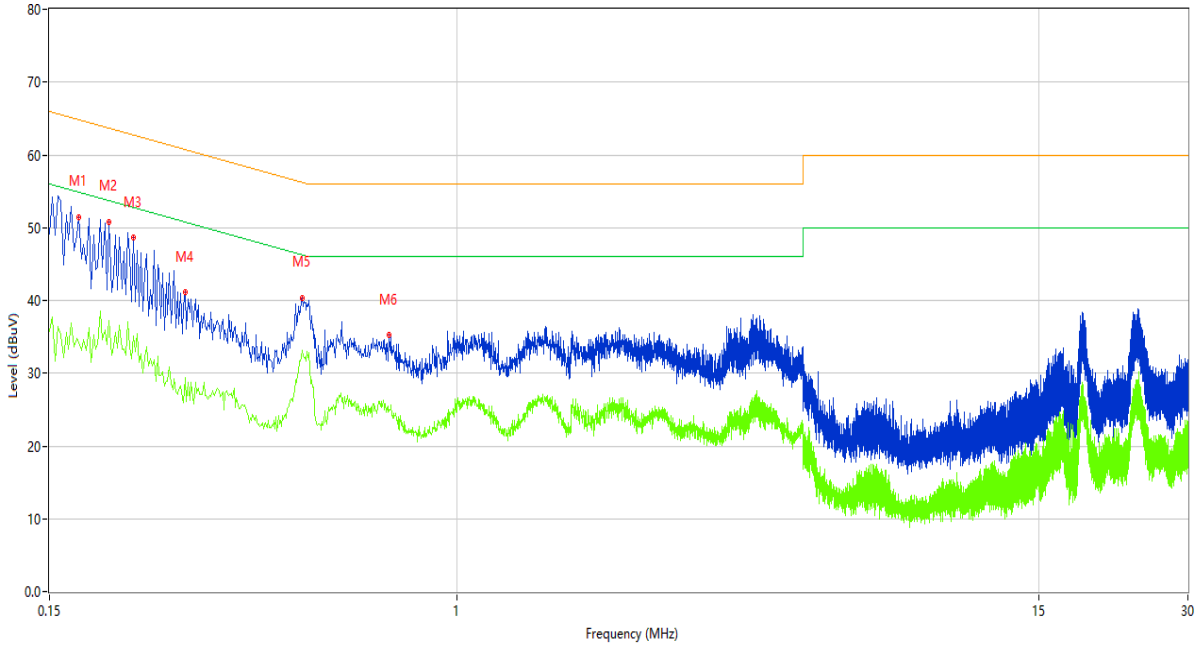

No.	Frequency (MHz)	Results (dBuV)	Factor (dB)	Limit (dBuV)	Over Limit (dB)	Detector	Line	Verdict
1*	0.172	49.67	11.10	64.86	-15.19	Peak	N	Pass
1**	0.172	34.26	11.10	54.86	-20.60	AV	N	Pass
2*	0.198	46.62	11.23	63.69	-17.07	Peak	N	Pass
2**	0.198	37.28	11.23	53.69	-16.41	AV	N	Pass
3*	0.222	44.60	11.30	62.74	-18.14	Peak	N	Pass
3**	0.222	35.17	11.30	52.74	-17.57	AV	N	Pass
4*	0.282	37.21	11.34	60.76	-23.55	Peak	N	Pass
4**	0.282	29.39	11.34	50.76	-21.37	AV	N	Pass
5*	0.486	37.87	11.13	56.24	-18.37	Peak	N	Pass
5**	0.486	33.15	11.13	46.24	-13.09	AV	N	Pass
6*	0.730	28.19	11.31	56.00	-27.81	Peak	N	Pass
6**	0.730	24.93	11.31	46.00	-21.07	AV	N	Pass

A.6 Radiated Spurious Emissions and Band Edge (Restricted-band)

Test Data

Note [1]: The symbol of "--" in the table which means not application.

Note [2]: For the test data above 1 GHz，According the ANSI C63.4, where limits are specified for both average and peak (or quasi-peak) detector functions, if the peak (or quasi-peak) measured value complies with the average limit, it is unnecessary to perform an average measurement.

Note [3]: The low frequency, which started from 9 kHz to 30 MHz, was pre-scanned and the result which was 20 dB lower than the limit line per 15.31(o) was not reported.

Note [4]: The EUT is working in the Normal link mode below 1 GHz.

Note [5]: For Multiple transmitter output, the quantity *10 log (NANT)* dB is added to each spectrum value before comparing to the emission limit. When testing out-of-band and spurious emissions against relative emission limits, tests may be performed on each output individually without summing or adding *10 log(NANT)* if the measurements are made relative to the in-band emissions on the individual outputs.

30 MHz to 1 GHz, ANT V

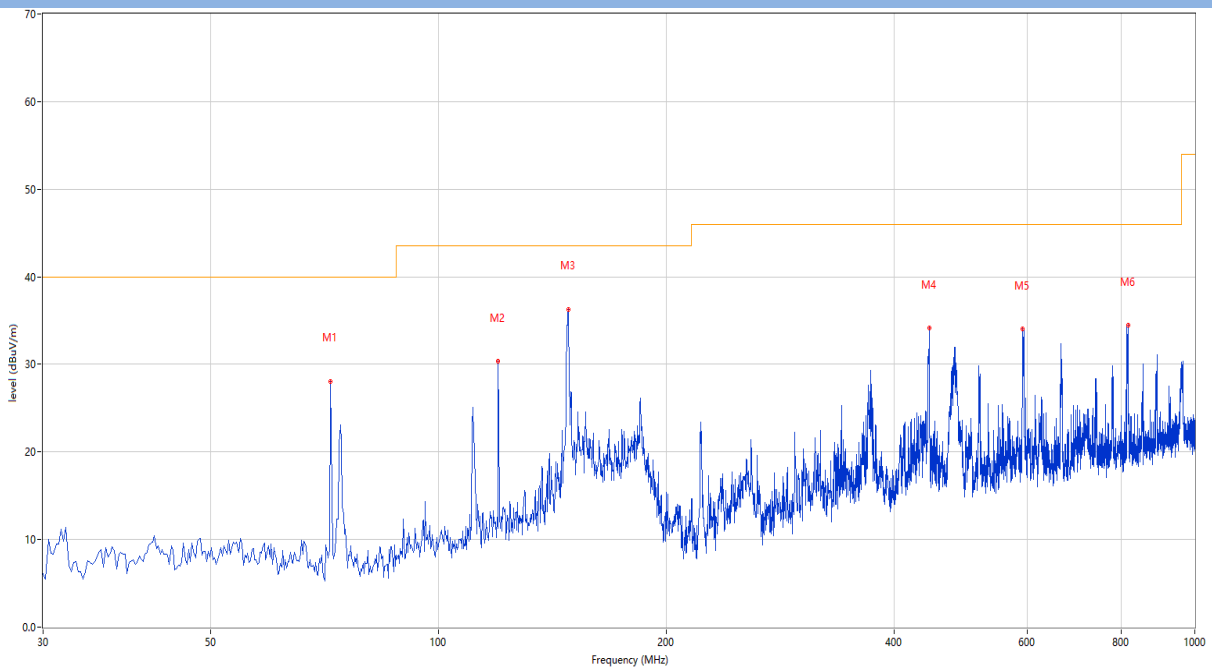

No.	Frequency (MHz)	Results (dBuV/m)	Factor (dB)	Limit (dBuV/m)	Over Limit (dB)	Detector	Table (Degree)	Height (cm)	Antenna	Verdict
1	71.952	28.08	-29.13	40.0	-11.92	Peak	316.00	100	Vertical	Pass
2	119.967	30.34	-27.27	43.5	-13.16	Peak	80.00	100	Vertical	Pass
3	148.583	36.29	-29.14	43.5	-7.21	Peak	248.00	100	Vertical	Pass
4	445.645	34.12	-20.47	46.0	-11.88	Peak	169.00	100	Vertical	Pass
5	591.630	34.01	-16.79	46.0	-11.99	Peak	192.00	100	Vertical	Pass
6	816.912	34.44	-12.90	46.0	-11.56	Peak	237.00	100	Vertical	Pass

30 MHz to 1 GHz, ANT H

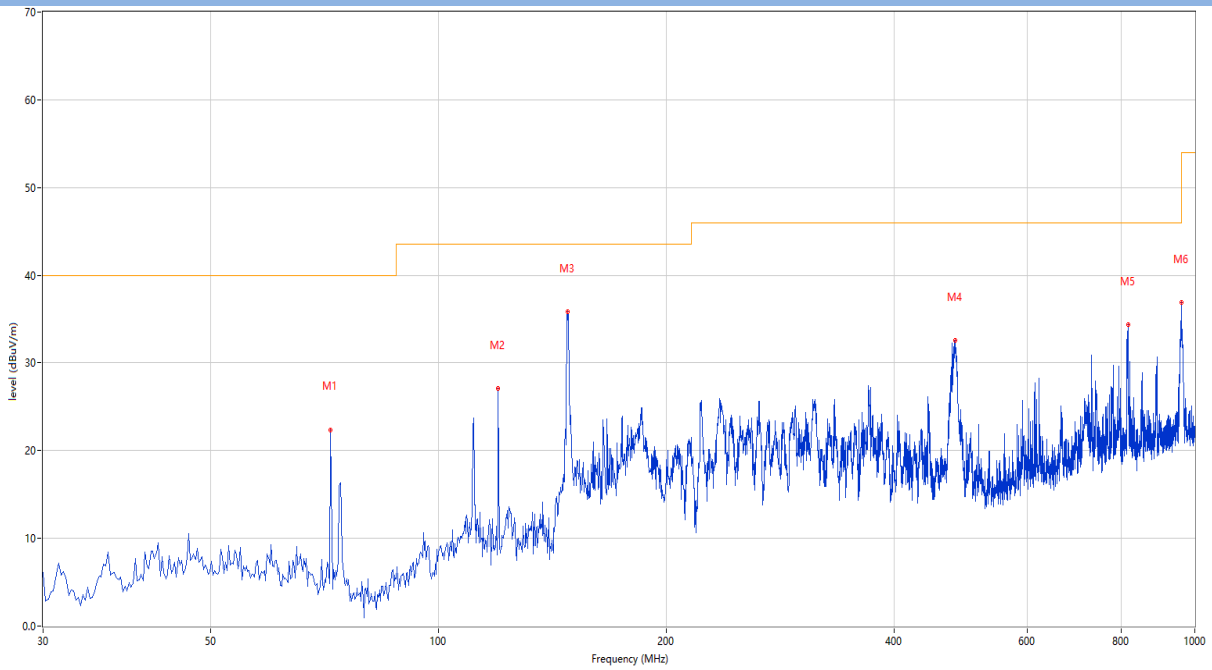

No.	Frequency (MHz)	Results (dBuV/m)	Factor (dB)	Limit (dBuV/m)	Over Limit (dB)	Detector	Table (Degree)	Height (cm)	Antenna	Verdict
1	71.952	22.38	-29.13	40.0	-17.62	Peak	269.00	100	Horizontal	Pass
2	119.967	27.09	-27.27	43.5	-16.41	Peak	90.00	100	Horizontal	Pass
3	148.098	35.82	-29.10	43.5	-7.68	Peak	146.00	100	Horizontal	Pass
4	482.505	32.53	-19.39	46.0	-13.47	Peak	213.00	100	Horizontal	Pass
5	816.912	34.35	-12.90	46.0	-11.65	Peak	358.00	100	Horizontal	Pass
6	959.987	36.90	-10.48	46.0	-9.10	Peak	348.00	100	Horizontal	Pass

Note: The spurious from 18G-40G is noise only, do not show on the report.

ANT A

1 GHz to 18 GHz, Band I 11a ANT V Low channel

No.	Frequency (MHz)	Results (dBuV/m)	Factor (dB)	Limit (dBuV/m)	Over Limit (dB)	Detector	Table (Degree)	Height (cm)	Antenna	Verdict
1	1828.500	55.71	-15.40	68.2	-12.49	Peak	317.00	100	Vertical	Pass
2	2993.000	49.68	-9.20	68.2	-18.52	Peak	84.00	100	Vertical	Pass
3	4786.000	54.53	-2.62	74.0	-19.47	Peak	1.00	100	Vertical	Pass
3**	4786.000	36.24	-2.62	54.0	-17.76	AV	1.00	100	Vertical	Pass
4	5182.000	102.18	-1.93	---	---	Peak	63.00	100	Vertical	N/A
4**	5182.000	94.52	-1.93	---	---	AV	63.00	100	Vertical	N/A
5	10352.250	51.64	7.41	68.2	-16.56	Peak	267.00	100	Vertical	Pass
6	17672.749	59.25	15.77	68.2	-8.95	Peak	277.00	100	Vertical	Pass

1 GHz to 18 GHz, Band I 11a ANT H Low channel

No.	Frequency (MHz)	Results (dBuV/m)	Factor (dB)	Limit (dBuV/m)	Over Limit (dB)	Detector	Table (Degree)	Height (cm)	Antenna	Verdict
1	1824.000	46.97	-15.35	68.2	-21.23	Peak	248.00	100	Horizontal	Pass
2	2993.000	45.47	-9.20	68.2	-22.73	Peak	83.00	100	Horizontal	Pass
3	4196.000	47.22	-4.40	74.0	-26.78	Peak	138.00	100	Horizontal	Pass
3**	4196.000	35.41	-4.40	54.0	-18.59	AV	138.00	100	Horizontal	Pass
4	5174.000	104.34	-2.05	---	---	Peak	332.00	100	Horizontal	N/A
4**	5174.000	97.59	-2.05	---	---	AV	332.00	100	Horizontal	N/A
5	11449.500	51.45	6.62	74.0	-22.55	Peak	270.00	100	Horizontal	Pass
5**	11449.500	41.41	6.62	54.0	-12.59	AV	270.00	100	Horizontal	Pass
6	17909.250	59.23	16.90	74.0	-23.85	Peak	72.00	100	Horizontal	Pass
6**	17909.250	50.15	16.90	54.0	-3.85	AV	72.00	100	Horizontal	Pass

1 GHz to 18 GHz, Band I 11a ANT V Middle channel

No.	Frequency (MHz)	Results (dBuV/m)	Factor (dB)	Limit (dBuV/m)	Over Limit (dB)	Detector	Table (Degree)	Height (cm)	Antenna	Verdict
1	1995.000	53.89	-13.89	68.2	-14.31	Peak	90.00	100	Vertical	Pass
2	2991.500	50.53	-9.05	68.2	-17.67	Peak	87.00	100	Vertical	Pass
3	5226.000	103.69	-1.92	---	---	Peak	73.00	100	Vertical	N/A
3**	5226.000	97.17	-1.92	---	---	AV	73.00	100	Vertical	N/A
4	8999.250	49.51	2.79	68.2	-18.69	Peak	103.00	100	Vertical	Pass
5	14581.750	56.37	12.24	68.2	-11.83	Peak	229.00	100	Vertical	Pass
6	17681.000	60.09	15.96	68.2	-8.11	Peak	107.00	100	Vertical	Pass

1 GHz to 18 GHz, Band I 11a ANT H Middle channel

No.	Frequency (MHz)	Results (dBuV/m)	Factor (dB)	Limit (dBuV/m)	Over Limit (dB)	Detector	Table (Degree)	Height (cm)	Antenna	Verdict
1	1332.500	44.57	-15.84	74.0	-29.43	Peak	280.00	100	Horizontal	Pass
1**	1332.500	32.46	-15.84	54.0	-21.54	AV	280.00	100	Horizontal	Pass
2	1913.500	49.88	-14.31	68.2	-18.32	Peak	113.00	100	Horizontal	Pass
3	2997.500	46.41	-9.12	68.2	-21.79	Peak	7.00	100	Horizontal	Pass
4	5215.000	105.15	-1.64	---	---	Peak	309.00	100	Horizontal	N/A
4**	5215.000	97.49	-1.64	---	---	AV	309.00	100	Horizontal	N/A
5	11224.001	51.91	6.92	74.0	-22.09	Peak	301.00	100	Horizontal	Pass
5**	11224.001	41.77	6.92	54.0	-12.23	AV	301.00	100	Horizontal	Pass
6	14590.000	57.24	12.45	68.2	-10.96	Peak	65.00	100	Horizontal	Pass

1 GHz to 18 GHz, Band I 11a ANT V High channel

No.	Frequency (MHz)	Results (dBuV/m)	Factor (dB)	Limit (dBuV/m)	Over Limit (dB)	Detector	Table (Degree)	Height (cm)	Antenna	Verdict
1	1334.500	44.20	-15.76	74.0	-29.80	Peak	79.00	100	Vertical	Pass
1**	1334.500	31.55	-15.76	54.0	-22.45	AV	79.00	100	Vertical	Pass
2	1995.500	55.74	-13.86	68.2	-12.46	Peak	148.00	100	Vertical	Pass
3	2999.500	50.62	-9.19	68.2	-17.58	Peak	79.00	100	Vertical	Pass
4	5233.000	102.55	-2.01	---	---	Peak	39.00	100	Vertical	N/A
4**	5233.000	95.55	-2.01	---	---	AV	39.00	100	Vertical	N/A
5	8985.500	49.29	3.22	68.2	-18.91	Peak	97.00	100	Vertical	Pass
6	17912.001	59.64	16.45	74.0	-14.36	Peak	215.00	100	Vertical	Pass
6**	17912.001	49.30	16.45	54.0	-4.70	AV	215.00	100	Vertical	Pass

1 GHz to 18 GHz, Band I 11a ANT H High channel

No.	Frequency (MHz)	Results (dBuV/m)	Factor (dB)	Limit (dBuV/m)	Over Limit (dB)	Detector	Table (Degree)	Height (cm)	Antenna	Verdict
1	1332.000	44.00	-15.81	74.0	-30.00	Peak	278.00	100	Horizontal	Pass
1**	1332.000	32.27	-15.81	54.0	-21.73	AV	278.00	100	Horizontal	Pass
2	1995.000	51.46	-13.89	68.2	-16.74	Peak	13.00	100	Horizontal	Pass
3	2999.000	46.00	-9.20	68.2	-22.20	Peak	0.00	100	Horizontal	Pass
4	5233.000	104.81	-2.01	---	---	Peak	0.00	100	Horizontal	N/A
4**	5233.000	97.15	-2.01	---	---	AV	0.00	100	Horizontal	N/A
5	10346.750	50.54	7.46	68.2	-17.66	Peak	136.00	100	Horizontal	Pass
6	14581.750	55.61	12.24	68.2	-12.59	Peak	237.00	100	Horizontal	Pass

1 GHz to 18 GHz, Band I 11n20 ANT V Low channel

No.	Frequency (MHz)	Results (dBuV/m)	Factor (dB)	Limit (dBuV/m)	Over Limit (dB)	Detector	Table (Degree)	Height (cm)	Antenna	Verdict
1	1872.000	53.89	-14.72	68.2	-14.31	Peak	8.00	100	Vertical	Pass
2	2657.000	51.49	-9.97	68.2	-16.71	Peak	15.00	100	Vertical	Pass
3	5181.000	102.04	-1.97	---	---	Peak	46.00	100	Vertical	N/A
3**	5181.000	93.00	-1.97	---	---	AV	46.00	100	Vertical	N/A
4	8999.250	50.01	2.79	68.2	-18.19	Peak	101.00	100	Vertical	Pass
5	14449.750	55.79	10.83	68.2	-12.41	Peak	23.00	100	Vertical	Pass
6	14601.000	56.02	12.44	68.2	-12.18	Peak	133.00	100	Vertical	Pass

1 GHz to 18 GHz, Band I 11n20 ANT H Low channel

No.	Frequency (MHz)	Results (dBuV/m)	Factor (dB)	Limit (dBuV/m)	Over Limit (dB)	Detector	Table (Degree)	Height (cm)	Antenna	Verdict
1	1659.500	44.45	-16.47	68.2	-23.75	Peak	40.00	100	Horizontal	Pass
2	1991.500	45.68	-14.05	68.2	-22.52	Peak	119.00	100	Horizontal	Pass
3	2992.000	45.25	-9.08	68.2	-22.95	Peak	7.00	100	Horizontal	Pass
4	5172.000	104.08	-1.78	---	---	Peak	310.00	100	Horizontal	N/A
4**	5172.000	93.55	-1.78	---	---	AV	310.00	100	Horizontal	N/A
5	14595.500	55.28	12.45	68.2	-12.92	Peak	4.00	100	Horizontal	Pass
6	17865.251	60.14	16.25	74.0	-13.86	Peak	1.00	100	Horizontal	Pass
6**	17865.251	49.58	16.25	54.0	-4.42	AV	1.00	100	Horizontal	Pass

1 GHz to 18 GHz, Band I 11n20 ANT V Middle channel

No.	Frequency (MHz)	Results (dBuV/m)	Factor (dB)	Limit (dBuV/m)	Over Limit (dB)	Detector	Table (Degree)	Height (cm)	Antenna	Verdict
1	1991.500	54.38	-14.05	68.2	-13.82	Peak	149.00	100	Vertical	Pass
2	2996.500	50.71	-9.13	68.2	-17.49	Peak	78.00	100	Vertical	Pass
3	4788.000	53.93	-2.76	74.0	-20.07	Peak	0.00	100	Vertical	Pass
3**	4788.000	42.19	-2.76	54.0	-11.81	AV	0.00	100	Vertical	Pass
4	5226.000	103.76	-1.92	---	---	Peak	48.00	100	Vertical	N/A
4**	5226.000	96.10	-1.92	---	---	AV	48.00	100	Vertical	N/A
5	8980.000	49.93	3.32	68.2	-18.27	Peak	100.00	100	Vertical	Pass
6	17906.500	59.41	17.08	74.0	-14.59	Peak	316.00	100	Vertical	Pass
6**	17906.500	49.79	17.08	54.0	-4.21	AV	316.00	100	Vertical	Pass

1 GHz to 18 GHz, Band I 11n20 ANT H Middle channel

No.	Frequency (MHz)	Results (dBuV/m)	Factor (dB)	Limit (dBuV/m)	Over Limit (dB)	Detector	Table (Degree)	Height (cm)	Antenna	Verdict
1	1335.500	45.22	-15.80	74.0	-28.78	Peak	278.00	100	Horizontal	Pass
1**	1335.500	31.99	-15.80	54.0	-22.01	AV	278.00	100	Horizontal	Pass
2	1911.500	49.96	-14.29	68.2	-18.24	Peak	107.00	100	Horizontal	Pass
3	2996.500	45.57	-9.13	68.2	-22.63	Peak	5.00	100	Horizontal	Pass
4	5228.000	105.14	-2.16	---	---	Peak	312.00	100	Horizontal	N/A
4**	5228.000	97.00	-2.16	---	---	AV	312.00	100	Horizontal	N/A
5	11075.500	51.30	7.17	74.0	-22.70	Peak	273.00	100	Horizontal	Pass
5**	11075.500	43.14	7.17	54.0	-10.86	AV	273.00	100	Horizontal	Pass
6	17048.500	57.91	14.17	68.2	-10.29	Peak	85.00	100	Horizontal	Pass

1 GHz to 18 GHz, Band I 11n20 ANT V High channel

No.	Frequency (MHz)	Results (dBuV/m)	Factor (dB)	Limit (dBuV/m)	Over Limit (dB)	Detector	Table (Degree)	Height (cm)	Antenna	Verdict
1	1331.500	44.46	-15.89	74.0	-29.54	Peak	97.00	100	Vertical	Pass
1**	1331.500	31.83	-15.89	54.0	-22.17	AV	97.00	100	Vertical	Pass
2	1995.500	55.80	-13.86	68.2	-12.40	Peak	76.00	100	Vertical	Pass
3	2992.000	50.85	-9.08	68.2	-17.35	Peak	81.00	100	Vertical	Pass
4	5235.000	103.24	-2.37	---	---	Peak	68.00	100	Vertical	N/A
4**	5235.000	95.59	-2.37	---	---	AV	68.00	100	Vertical	N/A
5	8999.250	49.80	2.79	68.2	-18.40	Peak	36.00	100	Vertical	Pass
6	17716.750	59.23	16.18	74.0	-14.77	Peak	4.00	100	Vertical	Pass
6**	17716.750	50.30	16.18	54.0	-3.70	AV	4.00	100	Vertical	Pass

1 GHz to 18 GHz, Band I 11n20 ANT H High channel

No.	Frequency (MHz)	Results (dBuV/m)	Factor (dB)	Limit (dBuV/m)	Over Limit (dB)	Detector	Table (Degree)	Height (cm)	Antenna	Verdict
1	1336.000	43.52	-15.92	74.0	-30.48	Peak	280.00	100	Horizontal	Pass
1**	1336.000	32.02	-15.92	54.0	-21.98	AV	280.00	100	Horizontal	Pass
2	1993.000	51.08	-14.22	68.2	-17.12	Peak	115.00	100	Horizontal	Pass
3	2998.500	46.10	-9.20	68.2	-22.10	Peak	7.00	100	Horizontal	Pass
4	5233.000	104.37	-2.01	---	---	Peak	330.00	100	Horizontal	N/A
4**	5233.000	97.40	-2.01	---	---	AV	330.00	100	Horizontal	N/A
5	10808.750	51.39	7.15	74.0	-22.61	Peak	13.00	100	Horizontal	Pass
5**	10808.750	40.98	7.15	54.0	-13.02	AV	13.00	100	Horizontal	Pass
6	17692.000	59.61	16.02	68.2	-8.59	Peak	254.00	100	Horizontal	Pass

1 GHz to 18 GHz, Band I 11n40 ANT V Low channel

No.	Frequency (MHz)	Results (dBuV/m)	Factor (dB)	Limit (dBuV/m)	Over Limit (dB)	Detector	Table (Degree)	Height (cm)	Antenna	Verdict
1	1259.000	44.54	-16.24	68.2	-23.66	Peak	85.00	100	Vertical	Pass
2	1913.500	53.78	-14.31	68.2	-14.42	Peak	9.00	100	Vertical	Pass
3	2994.500	50.58	-9.03	68.2	-17.62	Peak	85.00	100	Vertical	Pass
4	5195.000	99.58	-2.24	---	---	Peak	43.00	100	Vertical	N/A
4**	5195.000	93.28	-2.24	---	---	AV	43.00	100	Vertical	N/A
5	8999.250	50.03	2.79	68.2	-18.17	Peak	34.00	100	Vertical	Pass
6	14579.000	55.91	12.16	68.2	-12.29	Peak	358.00	100	Vertical	Pass

1 GHz to 18 GHz, Band I 11n40 ANT H Low channel

No.	Frequency (MHz)	Results (dBuV/m)	Factor (dB)	Limit (dBuV/m)	Over Limit (dB)	Detector	Table (Degree)	Height (cm)	Antenna	Verdict
1	1331.500	43.75	-15.89	74.0	-30.25	Peak	285.00	100	Horizontal	Pass
1**	1331.500	31.12	-15.89	54.0	-22.88	AV	285.00	100	Horizontal	Pass
2	1994.000	50.12	-13.75	68.2	-18.08	Peak	87.00	100	Horizontal	Pass
3	2992.000	46.12	-9.08	68.2	-22.08	Peak	87.00	100	Horizontal	Pass
4	5194.000	102.69	-2.41	---	---	Peak	327.00	100	Horizontal	N/A
4**	5194.000	94.49	-2.41	---	---	AV	327.00	100	Horizontal	N/A
5	14603.750	55.70	12.38	68.2	-12.50	Peak	124.00	100	Horizontal	Pass
6	17722.249	58.94	16.08	74.0	-15.06	Peak	67.00	100	Horizontal	Pass
6**	17722.249	48.84	16.08	54.0	-5.16	AV	67.00	100	Horizontal	Pass

1 GHz to 18 GHz, Band I 11n40 ANT V High channel

No.	Frequency (MHz)	Results (dBuV/m)	Factor (dB)	Limit (dBuV/m)	Over Limit (dB)	Detector	Table (Degree)	Height (cm)	Antenna	Verdict
1	1908.500	55.33	-14.27	68.2	-12.87	Peak	5.00	100	Vertical	Pass
2	2657.000	51.08	-9.97	68.2	-17.12	Peak	12.00	100	Vertical	Pass
3	4793.000	53.51	-2.35	74.0	-20.49	Peak	0.00	100	Vertical	Pass
3**	4793.000	40.78	-2.35	54.0	-13.22	AV	0.00	100	Vertical	Pass
4	5234.000	99.88	-2.10	---	---	Peak	42.00	100	Vertical	N/A
4**	5234.000	93.07	-2.10	---	---	AV	42.00	100	Vertical	N/A
5	8999.250	51.06	2.79	68.2	-17.14	Peak	102.00	100	Vertical	Pass
6	17686.499	60.06	15.97	68.2	-8.14	Peak	115.00	100	Vertical	Pass

1 GHz to 18 GHz, Band I 11n40 ANT H High channel

No.	Frequency (MHz)	Results (dBuV/m)	Factor (dB)	Limit (dBuV/m)	Over Limit (dB)	Detector	Table (Degree)	Height (cm)	Antenna	Verdict
1	1336.000	43.96	-15.92	74.0	-30.04	Peak	277.00	100	Horizontal	Pass
1**	1336.000	30.86	-15.92	54.0	-23.14	AV	277.00	100	Horizontal	Pass
2	1991.500	54.69	-14.05	68.2	-13.51	Peak	112.00	100	Horizontal	Pass
3	2997.500	45.62	-9.12	68.2	-22.58	Peak	3.00	100	Horizontal	Pass
4	5221.000	102.82	-1.69	---	---	Peak	329.00	100	Horizontal	N/A
4**	5221.000	95.02	-1.69	---	---	AV	329.00	100	Horizontal	N/A
5	10041.500	49.90	6.33	68.2	-18.30	Peak	0.00	100	Horizontal	Pass
6	17898.250	59.51	17.43	74.0	-14.49	Peak	205.00	100	Horizontal	Pass
6**	17898.250	50.21	17.43	54.0	-3.79	AV	205.00	100	Horizontal	Pass

1 GHz to 18 GHz, Band I 11ac20 ANT V Low channel

No.	Frequency (MHz)	Results (dBuV/m)	Factor (dB)	Limit (dBuV/m)	Over Limit (dB)	Detector	Table (Degree)	Height (cm)	Antenna	Verdict
1	1336.500	43.58	-15.83	74.0	-30.42	Peak	77.00	100	Vertical	Pass
1**	1336.500	31.22	-15.83	54.0	-22.78	AV	77.00	100	Vertical	Pass
2	1994.000	52.69	-13.75	68.2	-15.51	Peak	178.00	100	Vertical	Pass
3	2994.000	50.38	-9.07	68.2	-17.82	Peak	84.00	100	Vertical	Pass
4	5183.000	101.68	-1.95	---	---	Peak	46.00	100	Vertical	N/A
4**	5183.000	94.50	-1.95	---	---	AV	46.00	100	Vertical	N/A
5	8999.250	50.14	2.79	68.2	-18.06	Peak	98.00	100	Vertical	Pass
6	17711.249	59.27	16.27	74.0	-14.73	Peak	129.00	100	Vertical	Pass
6**	17711.249	50.67	16.27	54.0	-3.33	AV	129.00	100	Vertical	Pass

1 GHz to 18 GHz, Band I 11ac20 ANT H Low channel

No.	Frequency (MHz)	Results (dBuV/m)	Factor (dB)	Limit (dBuV/m)	Over Limit (dB)	Detector	Table (Degree)	Height (cm)	Antenna	Verdict
1	1336.500	44.31	-15.83	74.0	-29.69	Peak	280.00	100	Horizontal	Pass
1**	1336.500	31.07	-15.83	54.0	-22.93	AV	280.00	100	Horizontal	Pass
2	1995.500	50.23	-13.86	68.2	-17.97	Peak	86.00	100	Horizontal	Pass
3	2994.000	45.54	-9.07	68.2	-22.66	Peak	360.00	100	Horizontal	Pass
4	5173.000	103.66	-1.86	---	---	Peak	326.00	100	Horizontal	N/A
4**	5173.000	96.33	-1.86	---	---	AV	326.00	100	Horizontal	N/A
5	11089.250	50.82	7.01	74.0	-23.18	Peak	300.00	100	Horizontal	Pass
5**	11089.250	41.66	7.01	54.0	-12.34	AV	300.00	100	Horizontal	Pass
6	14584.500	55.20	12.31	68.2	-13.00	Peak	152.00	100	Horizontal	Pass

1 GHz to 18 GHz, Band I 11ac20 ANT V Middle channel

No.	Frequency (MHz)	Results (dBuV/m)	Factor (dB)	Limit (dBuV/m)	Over Limit (dB)	Detector	Table (Degree)	Height (cm)	Antenna	Verdict
1	1614.500	47.80	-16.41	74.0	-26.20	Peak	360.00	100	Vertical	Pass
1**	1614.500	29.85	-16.41	54.0	-24.15	AV	360.00	100	Vertical	Pass
2	2075.500	53.38	-13.32	68.2	-14.82	Peak	349.00	100	Vertical	Pass
3	2995.500	50.57	-9.22	68.2	-17.63	Peak	85.00	100	Vertical	Pass
4	5221.000	101.11	-1.69	---	---	Peak	67.00	100	Vertical	N/A
4**	5221.000	93.36	-1.69	---	---	AV	67.00	100	Vertical	N/A
5	8991.000	49.91	3.11	68.2	-18.29	Peak	102.00	100	Vertical	Pass
6	17895.500	59.29	17.30	74.0	-14.71	Peak	134.00	100	Vertical	Pass
6**	17895.500	51.10	17.30	54.0	-2.90	AV	134.00	100	Vertical	Pass

1 GHz to 18 GHz, Band I 11ac20 ANT H Middle channel

No.	Frequency (MHz)	Results (dBuV/m)	Factor (dB)	Limit (dBuV/m)	Over Limit (dB)	Detector	Table (Degree)	Height (cm)	Antenna	Verdict
1	1335.500	45.85	-15.80	74.0	-28.15	Peak	284.00	100	Horizontal	Pass
1**	1335.500	32.19	-15.80	54.0	-21.81	AV	284.00	100	Horizontal	Pass
2	1994.000	50.00	-13.75	68.2	-18.20	Peak	187.00	100	Horizontal	Pass
3	2998.000	45.70	-9.17	68.2	-22.50	Peak	83.00	100	Horizontal	Pass
4	5221.000	103.77	-1.69	---	---	Peak	325.00	100	Horizontal	N/A
4**	5221.000	94.26	-1.69	---	---	AV	325.00	100	Horizontal	N/A
5	11963.750	51.51	5.78	74.0	-22.49	Peak	164.00	100	Horizontal	Pass
5**	11963.750	41.23	5.78	54.0	-12.77	AV	164.00	100	Horizontal	Pass
6	17681.000	60.02	15.96	68.2	-8.18	Peak	147.00	100	Horizontal	Pass

1 GHz to 18 GHz, Band I 11ac20 ANT V High channel

No.	Frequency (MHz)	Results (dBuV/m)	Factor (dB)	Limit (dBuV/m)	Over Limit (dB)	Detector	Table (Degree)	Height (cm)	Antenna	Verdict
1	1913.500	53.77	-14.31	68.2	-14.43	Peak	13.00	100	Vertical	Pass
2	2657.500	50.09	-10.10	68.2	-18.11	Peak	4.00	100	Vertical	Pass
3	4796.000	53.26	-2.30	74.0	-20.74	Peak	0.00	100	Vertical	Pass
3**	4796.000	40.36	-2.30	54.0	-13.64	AV	0.00	100	Vertical	Pass
4	5248.000	100.62	-2.50	---	---	Peak	46.00	100	Vertical	N/A
4**	5248.000	93.58	-2.50	---	---	AV	46.00	100	Vertical	N/A
5	8974.500	50.03	3.29	68.2	-18.17	Peak	92.00	100	Vertical	Pass
6	17901.001	59.01	17.44	74.0	-14.99	Peak	75.00	100	Vertical	Pass
6**	17901.001	50.41	17.44	54.0	-3.59	AV	75.00	100	Vertical	Pass

1 GHz to 18 GHz, Band I 11ac20 ANT H High channel

No.	Frequency (MHz)	Results (dBuV/m)	Factor (dB)	Limit (dBuV/m)	Over Limit (dB)	Detector	Table (Degree)	Height (cm)	Antenna	Verdict
1	1335.000	43.97	-15.73	74.0	-30.03	Peak	278.00	100	Horizontal	Pass
1**	1335.000	32.42	-15.73	54.0	-21.58	AV	278.00	100	Horizontal	Pass
2	1995.500	49.11	-13.86	68.2	-19.09	Peak	89.00	100	Horizontal	Pass
3	2993.500	45.73	-9.16	68.2	-22.47	Peak	0.00	100	Horizontal	Pass
4	5235.000	102.67	-2.37	---	---	Peak	332.00	100	Horizontal	N/A
4**	5235.000	96.06	-2.37	---	---	AV	332.00	100	Horizontal	N/A
5	10533.750	50.62	7.37	68.2	-17.58	Peak	301.00	100	Horizontal	Pass
6	17279.500	58.98	13.27	68.2	-9.22	Peak	348.00	100	Horizontal	Pass

1 GHz to 18 GHz, Band I 11ac40 ANT V Low channel

No.	Frequency (MHz)	Results (dBuV/m)	Factor (dB)	Limit (dBuV/m)	Over Limit (dB)	Detector	Table (Degree)	Height (cm)	Antenna	Verdict
1	1335.500	44.22	-15.80	74.0	-29.78	Peak	72.00	100	Vertical	Pass
1**	1335.500	32.02	-15.80	54.0	-21.98	AV	72.00	100	Vertical	Pass
2	1785.500	52.64	-15.28	68.2	-15.56	Peak	321.00	100	Vertical	Pass
3	2997.000	50.27	-9.12	68.2	-17.93	Peak	81.00	100	Vertical	Pass
4	5184.000	98.98	-2.18	---	---	Peak	49.00	100	Vertical	N/A
4**	5184.000	91.25	-2.18	---	---	AV	49.00	100	Vertical	N/A
5	8999.250	50.45	2.79	68.2	-17.75	Peak	33.00	100	Vertical	Pass
6	14612.000	56.00	12.21	68.2	-12.20	Peak	133.00	100	Vertical	Pass

1 GHz to 18 GHz, Band I 11ac40 ANT H Low channel

No.	Frequency (MHz)	Results (dBuV/m)	Factor (dB)	Limit (dBuV/m)	Over Limit (dB)	Detector	Table (Degree)	Height (cm)	Antenna	Verdict
1	1332.500	46.10	-15.84	74.0	-27.90	Peak	282.00	100	Horizontal	Pass
1**	1332.500	31.44	-15.84	54.0	-22.56	AV	282.00	100	Horizontal	Pass
2	1993.000	48.23	-14.22	68.2	-19.97	Peak	253.00	100	Horizontal	Pass
3	2994.500	45.58	-9.03	68.2	-22.62	Peak	360.00	100	Horizontal	Pass
4	5193.000	101.11	-2.51	---	---	Peak	326.00	100	Horizontal	N/A
4**	5193.000	93.80	-2.51	---	---	AV	326.00	100	Horizontal	N/A
5	10786.750	51.21	7.38	74.0	-22.79	Peak	53.00	100	Horizontal	Pass
5**	10786.750	40.50	7.38	54.0	-13.50	AV	53.00	100	Horizontal	Pass
6	17892.749	58.82	17.17	74.0	-15.18	Peak	259.00	100	Horizontal	Pass
6**	17892.749	50.88	17.17	54.0	-3.12	AV	259.00	100	Horizontal	Pass

1 GHz to 18 GHz, Band I 11ac40 ANT V High channel

No.	Frequency (MHz)	Results (dBuV/m)	Factor (dB)	Limit (dBuV/m)	Over Limit (dB)	Detector	Table (Degree)	Height (cm)	Antenna	Verdict
1	1870.500	51.31	-14.74	68.2	-16.89	Peak	95.00	100	Vertical	Pass
2	2994.000	50.45	-9.07	68.2	-17.75	Peak	76.00	100	Vertical	Pass
3	4798.000	53.58	-2.48	74.0	-20.42	Peak	0.00	100	Vertical	Pass
3**	4798.000	41.25	-2.48	54.0	-12.75	AV	0.00	100	Vertical	Pass
4	5234.000	100.06	-2.10	---	---	Peak	44.00	100	Vertical	N/A
4**	5234.000	92.66	-2.10	---	---	AV	44.00	100	Vertical	N/A
5	8985.500	48.77	3.22	68.2	-19.43	Peak	98.00	100	Vertical	Pass
6	17906.500	59.42	17.08	74.0	-14.58	Peak	0.00	100	Vertical	Pass
6	17906.500	49.33	16.17	54.0	-4.67	AV	204.00	100	Vertical	Pass

1 GHz to 18 GHz, Band I 11ac40 ANT H High channel

No.	Frequency (MHz)	Results (dBuV/m)	Factor (dB)	Limit (dBuV/m)	Over Limit (dB)	Detector	Table (Degree)	Height (cm)	Antenna	Verdict
1	1259.500	43.06	-16.26	68.2	-25.14	Peak	285.00	100	Horizontal	Pass
2	1865.000	46.37	-14.77	68.2	-21.83	Peak	85.00	100	Horizontal	Pass
3	2995.500	45.80	-9.22	68.2	-22.40	Peak	85.00	100	Horizontal	Pass
4	5232.000	104.82	-0.93	---	---	Peak	320.00	100	Horizontal	N/A
4**	5232.000	97.27	-0.93	---	---	AV	320.00	100	Horizontal	N/A
5	10632.750	50.66	7.03	74.0	-23.34	Peak	0.00	100	Horizontal	Pass
5**	10632.750	41.71	7.03	54.0	-12.29	AV	0.00	100	Horizontal	Pass
6	17760.750	59.45	16.39	74.0	-14.55	Peak	105.00	100	Horizontal	Pass
6**	17760.750	49.04	16.39	54.0	-4.96	AV	105.00	100	Horizontal	Pass

1 GHz to 18 GHz, Band I 11ac80 ANT V Middle channel

No.	Frequency (MHz)	Results (dBuV/m)	Factor (dB)	Limit (dBuV/m)	Over Limit (dB)	Detector	Table (Degree)	Height (cm)	Antenna	Verdict
1	1331.500	44.61	-15.89	74.0	-29.39	Peak	80.00	100	Vertical	Pass
1**	1331.500	30.59	-15.89	54.0	-23.41	AV	80.00	100	Vertical	Pass
2	1911.500	55.28	-14.29	68.2	-12.92	Peak	21.00	100	Vertical	Pass
3	2998.000	50.22	-9.17	68.2	-17.98	Peak	80.00	100	Vertical	Pass
4	5218.000	97.33	-1.74	---	---	Peak	44.00	100	Vertical	N/A
4**	5218.000	90.52	-1.74	---	---	AV	44.00	100	Vertical	N/A
5	8974.500	50.22	3.29	68.2	-17.98	Peak	33.00	100	Vertical	Pass
6	17700.250	59.80	16.17	74.0	-14.20	Peak	204.00	100	Vertical	Pass
6**	17700.250	49.33	16.17	54.0	-4.67	AV	204.00	100	Vertical	Pass

1 GHz to 18 GHz, Band I 11ac80 ANT H Middle channel

No.	Frequency (MHz)	Results (dBuV/m)	Factor (dB)	Limit (dBuV/m)	Over Limit (dB)	Detector	Table (Degree)	Height (cm)	Antenna	Verdict
1	1337.000	44.01	-15.75	74.0	-29.99	Peak	287.00	100	Horizontal	Pass
1**	1337.000	30.87	-15.75	54.0	-23.13	AV	287.00	100	Horizontal	Pass
2	1995.000	49.71	-13.89	68.2	-18.49	Peak	116.00	100	Horizontal	Pass
3	2992.500	45.41	-9.18	68.2	-22.79	Peak	0.00	100	Horizontal	Pass
4	5219.000	100.23	-1.76	---	---	Peak	335.00	100	Horizontal	N/A
4**	5219.000	90.31	-1.76	---	---	AV	335.00	100	Horizontal	N/A
5	10643.750	51.63	6.83	74.0	-22.37	Peak	313.00	100	Horizontal	Pass
5**	10643.750	41.31	6.83	54.0	-12.69	AV	313.00	100	Horizontal	Pass
6	14601.000	55.30	12.44	68.2	-12.90	Peak	139.00	100	Horizontal	Pass

1 GHz to 18 GHz, Band IV 11a ANT V Low channel

No.	Frequency (MHz)	Results (dBuV/m)	Factor (dB)	Limit (dBuV/m)	Over Limit (dB)	Detector	Table (Degree)	Height (cm)	Antenna	Verdict
1	1332.500	44.22	-15.84	74.0	-29.78	Peak	88.00	100	Vertical	Pass
1**	1332.500	30.74	-15.84	54.0	-23.26	AV	88.00	100	Vertical	Pass
2	1991.000	53.70	-14.08	68.2	-14.50	Peak	88.00	100	Vertical	Pass
3	2997.500	50.18	-9.12	68.2	-18.02	Peak	78.00	100	Vertical	Pass
4	5747.000	103.66	-1.02	---	---	Peak	47.00	100	Vertical	N/A
4**	5747.000	96.10	-1.02	---	---	AV	47.00	100	Vertical	N/A
5	10778.500	51.49	7.44	74.0	-22.51	Peak	177.00	100	Vertical	Pass
5**	10778.500	42.12	7.44	54.0	-11.88	AV	177.00	100	Vertical	Pass
6	17895.500	58.91	17.30	74.0	-15.09	Peak	62.00	100	Vertical	Pass
6**	17895.500	51.23	17.30	54.0	-2.77	AV	62.00	100	Vertical	Pass

1 GHz to 18 GHz, Band IV 11a ANT H Low channel

No.	Frequency (MHz)	Results (dBuV/m)	Factor (dB)	Limit (dBuV/m)	Over Limit (dB)	Detector	Table (Degree)	Height (cm)	Antenna	Verdict
1	1334.500	43.66	-15.76	74.0	-30.34	Peak	289.00	100	Horizontal	Pass
1**	1334.500	31.23	-15.76	54.0	-22.77	AV	289.00	100	Horizontal	Pass
2	1991.500	50.94	-14.05	68.2	-17.26	Peak	121.00	100	Horizontal	Pass
3	2997.500	45.36	-9.12	68.2	-22.84	Peak	360.00	100	Horizontal	Pass
4	5749.000	104.54	-0.72	---	---	Peak	333.00	100	Horizontal	N/A
4**	5749.000	96.83	-0.72	---	---	AV	333.00	100	Horizontal	N/A
5	11237.750	51.04	6.90	74.0	-22.96	Peak	155.00	100	Horizontal	Pass
5**	11237.750	42.17	6.90	54.0	-11.83	AV	155.00	100	Horizontal	Pass
6	17906.500	60.03	17.08	74.0	-13.97	Peak	91.00	100	Horizontal	Pass
6**	17906.500	49.76	17.08	54.0	-4.24	AV	91.00	100	Horizontal	Pass

1 GHz to 18 GHz, Band IV 11a ANT V Middle channel

No.	Frequency (MHz)	Results (dBuV/m)	Factor (dB)	Limit (dBuV/m)	Over Limit (dB)	Detector	Table (Degree)	Height (cm)	Antenna	Verdict
1	1872.500	55.25	-14.53	68.2	-12.95	Peak	9.00	100	Vertical	Pass
2	2655.500	51.12	-9.85	68.2	-17.08	Peak	304.00	100	Vertical	Pass
3	4786.000	54.57	-2.62	74.0	-19.43	Peak	1.00	100	Vertical	Pass
3**	4786.000	36.63	-2.62	54.0	-17.37	AV	1.00	100	Vertical	Pass
4	5791.000	102.18	-1.15	---	---	Peak	46.00	100	Vertical	N/A
4**	5791.000	95.87	-1.15	---	---	AV	46.00	100	Vertical	N/A
5	8977.250	51.54	3.30	68.2	-16.66	Peak	91.00	100	Vertical	Pass
6	14584.500	56.20	12.31	68.2	-12.00	Peak	132.00	100	Vertical	Pass

1 GHz to 18 GHz, Band IV 11a ANT H Middle channel

No.	Frequency (MHz)	Results (dBuV/m)	Factor (dB)	Limit (dBuV/m)	Over Limit (dB)	Detector	Table (Degree)	Height (cm)	Antenna	Verdict
1	1625.500	46.11	-16.56	74.0	-27.89	Peak	36.00	100	Horizontal	Pass
1**	1625.500	27.74	-16.56	54.0	-26.26	AV	36.00	100	Horizontal	Pass
2	1907.500	49.74	-14.22	68.2	-18.46	Peak	110.00	100	Horizontal	Pass
3	2992.000	46.47	-9.08	68.2	-21.73	Peak	82.00	100	Horizontal	Pass
4	5791.000	104.63	-1.15	---	---	Peak	332.00	100	Horizontal	N/A
4**	5791.000	96.96	-1.15	---	---	AV	332.00	100	Horizontal	N/A
5	11941.750	51.66	5.80	74.0	-22.34	Peak	228.00	100	Horizontal	Pass
5**	11941.750	41.99	5.80	54.0	-12.01	AV	228.00	100	Horizontal	Pass
6	17890.001	59.48	17.05	74.0	-14.52	Peak	176.00	100	Horizontal	Pass
6**	17890.001	50.66	17.05	54.0	-3.34	AV	176.00	100	Horizontal	Pass

1 GHz to 18 GHz, Band IV 11a ANT V High channel

No.	Frequency (MHz)	Results (dBuV/m)	Factor (dB)	Limit (dBuV/m)	Over Limit (dB)	Detector	Table (Degree)	Height (cm)	Antenna	Verdict
1	1992.000	54.37	-14.01	68.2	-13.83	Peak	148.00	100	Vertical	Pass
2	2996.000	50.59	-9.03	68.2	-17.61	Peak	83.00	100	Vertical	Pass
3	4799.000	53.31	-2.55	74.0	-20.69	Peak	0.00	100	Vertical	Pass
3**	4799.000	41.02	-2.55	54.0	-12.98	AV	0.00	100	Vertical	Pass
4	5831.000	102.24	-1.08	---	---	Peak	51.00	100	Vertical	N/A
4**	5831.000	95.55	-1.08	---	---	AV	51.00	100	Vertical	N/A
5	8980.000	49.01	3.32	68.2	-19.19	Peak	92.00	100	Vertical	Pass
6	16792.750	57.22	12.47	68.2	-10.98	Peak	157.00	100	Vertical	Pass

1 GHz to 18 GHz, Band IV 11a ANT H High channel

No.	Frequency (MHz)	Results (dBuV/m)	Factor (dB)	Limit (dBuV/m)	Over Limit (dB)	Detector	Table (Degree)	Height (cm)	Antenna	Verdict
1	1699.000	49.67	-15.86	74.0	-24.33	Peak	39.00	100	Horizontal	Pass
1**	1699.000	26.70	-15.86	54.0	-27.30	AV	39.00	100	Horizontal	Pass
2	1995.000	49.92	-13.89	68.2	-18.28	Peak	301.00	100	Horizontal	Pass
3	2992.500	45.51	-9.18	68.2	-22.69	Peak	82.00	100	Horizontal	Pass
4	5832.000	104.82	-0.93	---	---	Peak	331.00	100	Horizontal	N/A
4**	5832.000	97.27	-0.93	---	---	AV	331.00	100	Horizontal	N/A
5	9293.500	48.47	4.21	68.2	-19.73	Peak	229.00	100	Horizontal	Pass
6	15010.750	56.24	10.09	68.2	-11.96	Peak	19.00	100	Horizontal	Pass

1 GHz to 18 GHz, Band IV 11n20 ANT V Low channel

No.	Frequency (MHz)	Results (dBuV/m)	Factor (dB)	Limit (dBuV/m)	Over Limit (dB)	Detector	Table (Degree)	Height (cm)	Antenna	Verdict
1	1870.500	57.16	-14.74	68.2	-11.04	Peak	8.00	100	Vertical	Pass
2	2590.500	51.78	-11.36	68.2	-16.42	Peak	8.00	100	Vertical	Pass
3	4786.000	54.03	-2.62	74.0	-19.97	Peak	360.00	100	Vertical	Pass
3**	4786.000	36.53	-2.62	54.0	-17.47	AV	360.00	100	Vertical	Pass
4	5744.000	102.92	-1.47	---	---	Peak	42.00	100	Vertical	N/A
4**	5744.000	95.45	-1.47	---	---	AV	42.00	100	Vertical	N/A
5	8977.250	50.59	3.30	68.2	-17.61	Peak	33.00	100	Vertical	Pass
6	14565.250	55.86	11.68	68.2	-12.34	Peak	120.00	100	Vertical	Pass

1 GHz to 18 GHz, Band IV 11n20 ANT H Low channel

No.	Frequency (MHz)	Results (dBuV/m)	Factor (dB)	Limit (dBuV/m)	Over Limit (dB)	Detector	Table (Degree)	Height (cm)	Antenna	Verdict
1	1336.500	42.97	-15.83	74.0	-31.03	Peak	122.00	100	Horizontal	Pass
1**	1336.500	30.26	-15.83	54.0	-23.74	AV	122.00	100	Horizontal	Pass
2	1783.500	50.29	-15.21	68.2	-17.91	Peak	247.00	100	Horizontal	Pass
3	3000.000	44.71	-9.13	68.2	-23.49	Peak	9.00	100	Horizontal	Pass
4	5751.000	105.02	-0.65	---	---	Peak	331.00	100	Horizontal	N/A
4**	5751.000	97.68	-0.65	---	---	AV	331.00	100	Horizontal	N/A
5	10203.750	50.41	7.61	68.2	-17.79	Peak	266.00	100	Horizontal	Pass
6	14595.500	56.00	12.45	68.2	-12.20	Peak	51.00	100	Horizontal	Pass

1 GHz to 18 GHz, Band IV 11n20 ANT V Middle channel

No.	Frequency (MHz)	Results (dBuV/m)	Factor (dB)	Limit (dBuV/m)	Over Limit (dB)	Detector	Table (Degree)	Height (cm)	Antenna	Verdict
1	1907.000	53.38	-14.32	68.2	-14.82	Peak	357.00	100	Vertical	Pass
2	3000.000	47.69	-9.13	68.2	-20.51	Peak	360.00	100	Vertical	Pass
3	4787.000	54.56	-2.70	74.0	-19.44	Peak	1.00	100	Vertical	Pass
3**	4787.000	38.82	-2.70	54.0	-15.18	AV	1.00	100	Vertical	Pass
4	5789.000	102.40	-1.18	---	---	Peak	43.00	100	Vertical	N/A
4**	5789.000	95.56	-1.18	---	---	AV	43.00	100	Vertical	N/A
5	8999.250	50.38	2.79	68.2	-17.82	Peak	89.00	100	Vertical	Pass
6	14567.999	56.25	11.77	68.2	-11.95	Peak	239.00	100	Vertical	Pass

1 GHz to 18 GHz, Band IV 11n20 ANT H Middle channel

No.	Frequency (MHz)	Results (dBuV/m)	Factor (dB)	Limit (dBuV/m)	Over Limit (dB)	Detector	Table (Degree)	Height (cm)	Antenna	Verdict
1	1991.500	49.26	-14.05	68.2	-18.94	Peak	121.00	100	Horizontal	Pass
2	2994.500	46.25	-9.03	68.2	-21.95	Peak	82.00	100	Horizontal	Pass
3	4188.000	47.05	-4.08	74.0	-26.95	Peak	14.00	100	Horizontal	Pass
3**	4188.000	35.43	-4.08	54.0	-18.57	AV	14.00	100	Horizontal	Pass
4	5784.000	104.01	-1.25	---	---	Peak	335.00	100	Horizontal	N/A
4**	5784.000	96.52	-1.25	---	---	AV	335.00	100	Horizontal	N/A
5	10209.250	51.31	7.68	68.2	-16.89	Peak	87.00	100	Horizontal	Pass
6	14587.250	57.42	12.38	68.2	-10.78	Peak	124.00	100	Horizontal	Pass

1 GHz to 18 GHz, Band IV 11n20 ANT V High channel

No.	Frequency (MHz)	Results (dBuV/m)	Factor (dB)	Limit (dBuV/m)	Over Limit (dB)	Detector	Table (Degree)	Height (cm)	Antenna	Verdict
1	1789.500	53.28	-15.56	68.2	-14.92	Peak	326.00	100	Vertical	Pass
2	2993.000	50.70	-9.20	68.2	-17.50	Peak	79.00	100	Vertical	Pass
3	4786.000	54.00	-2.62	74.0	-20.00	Peak	360.00	100	Vertical	Pass
3**	4786.000	36.59	-2.62	54.0	-17.41	AV	360.00	100	Vertical	Pass
4	5821.000	102.62	-0.86	---	---	Peak	44.00	100	Vertical	N/A
4**	5821.000	95.78	-0.86	---	---	AV	44.00	100	Vertical	N/A
5	8974.500	50.10	3.29	68.2	-18.10	Peak	90.00	100	Vertical	Pass
6	14579.000	56.04	12.16	68.2	-12.16	Peak	59.00	100	Vertical	Pass

1 GHz to 18 GHz, Band IV 11n20 ANT H High channel

No.	Frequency (MHz)	Results (dBuV/m)	Factor (dB)	Limit (dBuV/m)	Over Limit (dB)	Detector	Table (Degree)	Height (cm)	Antenna	Verdict
1	1784.000	48.72	-15.32	68.2	-19.48	Peak	114.00	100	Horizontal	Pass
2	1994.000	49.50	-13.75	68.2	-18.70	Peak	84.00	100	Horizontal	Pass
3	2996.000	46.56	-9.03	68.2	-21.64	Peak	17.00	100	Horizontal	Pass
4	5820.000	104.99	-1.16	---	---	Peak	338.00	100	Horizontal	N/A
4**	5820.000	97.06	-1.16	---	---	AV	338.00	100	Horizontal	N/A
5	11364.250	51.94	6.88	74.0	-22.06	Peak	45.00	100	Horizontal	Pass
5**	11364.250	42.23	6.88	54.0	-11.77	AV	45.00	100	Horizontal	Pass
6	14592.750	56.01	12.45	68.2	-12.19	Peak	138.00	100	Horizontal	Pass

1 GHz to 18 GHz, Band IV 11n40 ANT V Low channel

No.	Frequency (MHz)	Results (dBuV/m)	Factor (dB)	Limit (dBuV/m)	Over Limit (dB)	Detector	Table (Degree)	Height (cm)	Antenna	Verdict
1	1911.000	54.06	-14.44	68.2	-14.14	Peak	14.00	100	Vertical	Pass
2	2991.500	50.97	-9.05	68.2	-17.23	Peak	81.00	100	Vertical	Pass
3	4786.000	54.50	-2.62	74.0	-19.50	Peak	360.00	100	Vertical	Pass
3**	4786.000	36.33	-2.62	54.0	-17.67	AV	360.00	100	Vertical	Pass
4	5762.000	101.04	-0.83	---	---	Peak	46.00	100	Vertical	N/A
4**	5762.000	94.23	-0.83	---	---	AV	46.00	100	Vertical	N/A
5	8982.750	50.45	3.27	68.2	-17.75	Peak	32.00	100	Vertical	Pass
6	14559.750	55.88	11.51	68.2	-12.32	Peak	178.00	100	Vertical	Pass

1 GHz to 18 GHz, Band IV 11n40 ANT H Low channel

No.	Frequency (MHz)	Results (dBuV/m)	Factor (dB)	Limit (dBuV/m)	Over Limit (dB)	Detector	Table (Degree)	Height (cm)	Antenna	Verdict
1	1743.000	48.87	-16.10	68.2	-19.33	Peak	119.00	100	Horizontal	Pass
2	1994.000	49.19	-13.75	68.2	-19.01	Peak	108.00	100	Horizontal	Pass
3	3000.000	43.76	-9.13	68.2	-24.44	Peak	8.00	100	Horizontal	Pass
4	5750.000	104.08	-0.65	---	---	Peak	334.00	100	Horizontal	N/A
4**	5750.000	96.16	-0.65	---	---	AV	334.00	100	Horizontal	N/A
5	11097.500	51.32	6.87	74.0	-22.68	Peak	298.00	100	Horizontal	Pass
5**	11097.500	42.23	6.87	54.0	-11.77	AV	298.00	100	Horizontal	Pass
6	17903.749	59.06	17.26	74.0	-14.94	Peak	192.00	100	Horizontal	Pass
6**	17903.749	51.19	17.26	54.0	-2.81	AV	192.00	100	Horizontal	Pass

1 GHz to 18 GHz, Band IV 11n40 ANT V High channel

No.	Frequency (MHz)	Results (dBuV/m)	Factor (dB)	Limit (dBuV/m)	Over Limit (dB)	Detector	Table (Degree)	Height (cm)	Antenna	Verdict
1	1910.000	55.62	-14.35	68.2	-12.58	Peak	14.00	100	Vertical	Pass
2	2656.000	50.89	-9.90	68.2	-17.31	Peak	308.00	100	Vertical	Pass
3	4787.000	54.18	-2.70	74.0	-19.82	Peak	0.00	100	Vertical	Pass
3**	4787.000	40.49	-2.70	54.0	-13.51	AV	0.00	100	Vertical	Pass
4	5802.000	100.57	-1.14	---	---	Peak	47.00	100	Vertical	N/A
4**	5802.000	93.77	-1.14	---	---	AV	47.00	100	Vertical	N/A
5	8974.500	50.15	3.29	68.2	-18.05	Peak	97.00	100	Vertical	Pass
6	14584.500	56.20	12.31	68.2	-12.00	Peak	12.00	100	Vertical	Pass

1 GHz to 18 GHz, Band IV 11n40 ANT H High channel

No.	Frequency (MHz)	Results (dBuV/m)	Factor (dB)	Limit (dBuV/m)	Over Limit (dB)	Detector	Table (Degree)	Height (cm)	Antenna	Verdict
1	1336.500	42.51	-15.83	74.0	-31.49	Peak	115.00	100	Horizontal	Pass
1**	1336.500	29.08	-15.83	54.0	-24.92	AV	115.00	100	Horizontal	Pass
2	1994.500	49.30	-13.96	68.2	-18.90	Peak	115.00	100	Horizontal	Pass
3	3000.000	44.62	-9.13	68.2	-23.58	Peak	82.00	100	Horizontal	Pass
4	5792.000	102.45	-1.11	---	---	Peak	338.00	100	Horizontal	N/A
4**	5792.000	95.92	-1.11	---	---	AV	338.00	100	Horizontal	N/A
5	14603.750	55.96	12.38	68.2	-12.24	Peak	57.00	100	Horizontal	Pass
6	17711.249	59.50	16.27	74.0	-14.50	Peak	228.00	100	Horizontal	Pass
6**	17711.249	49.85	16.27	54.0	-4.15	AV	228.00	100	Horizontal	Pass

1 GHz to 18 GHz, Band IV 11ac20 ANT V Low channel

No.	Frequency (MHz)	Results (dBuV/m)	Factor (dB)	Limit (dBuV/m)	Over Limit (dB)	Detector	Table (Degree)	Height (cm)	Antenna	Verdict
1	1875.000	53.56	-14.75	68.2	-14.64	Peak	22.00	100	Vertical	Pass
2	2657.000	51.71	-9.97	68.2	-16.49	Peak	22.00	100	Vertical	Pass
3	4786.000	54.33	-2.62	74.0	-19.67	Peak	360.00	100	Vertical	Pass
3**	4786.000	36.57	-2.62	54.0	-17.43	AV	360.00	100	Vertical	Pass
4	5749.000	99.62	-0.72	---	---	Peak	45.00	100	Vertical	N/A
4**	5749.000	92.76	-0.72	---	---	AV	45.00	100	Vertical	N/A
5	10624.500	52.31	7.17	74.0	-21.69	Peak	267.00	100	Vertical	Pass
5**	10624.500	41.31	7.17	54.0	-12.69	AV	267.00	100	Vertical	Pass
6	14851.250	55.90	12.19	68.2	-12.30	Peak	95.00	100	Vertical	Pass

1 GHz to 18 GHz, Band IV 11ac20 ANT H Low channel

No.	Frequency (MHz)	Results (dBuV/m)	Factor (dB)	Limit (dBuV/m)	Over Limit (dB)	Detector	Table (Degree)	Height (cm)	Antenna	Verdict
1	1662.500	46.56	-16.29	74.0	-27.44	Peak	306.00	100	Horizontal	Pass
1**	1662.500	27.46	-16.29	54.0	-26.54	AV	306.00	100	Horizontal	Pass
2	1994.000	48.22	-13.75	68.2	-19.98	Peak	72.00	100	Horizontal	Pass
3	2991.500	46.21	-9.05	68.2	-21.99	Peak	87.00	100	Horizontal	Pass
4	5748.000	102.22	-0.75	---	---	Peak	335.00	100	Horizontal	N/A
4**	5748.000	95.47	-0.75	---	---	AV	335.00	100	Horizontal	N/A
5	14557.000	55.43	11.48	68.2	-12.77	Peak	346.00	100	Horizontal	Pass
6	17705.751	59.28	16.24	74.0	-14.72	Peak	160.00	100	Horizontal	Pass
6**	17705.751	49.77	16.24	54.0	-4.23	AV	160.00	100	Horizontal	Pass

1 GHz to 18 GHz, Band IV 11ac20 ANT V Middle channel

No.	Frequency (MHz)	Results (dBuV/m)	Factor (dB)	Limit (dBuV/m)	Over Limit (dB)	Detector	Table (Degree)	Height (cm)	Antenna	Verdict
1	1992.000	55.68	-14.01	68.2	-12.52	Peak	334.00	100	Vertical	Pass
2	2991.500	51.31	-9.05	68.2	-16.89	Peak	86.00	100	Vertical	Pass
3	4790.000	54.20	-2.69	74.0	-19.80	Peak	0.00	100	Vertical	Pass
3**	4790.000	42.16	-2.69	54.0	-11.84	AV	0.00	100	Vertical	Pass
4	5778.000	99.02	-1.41	---	---	Peak	42.00	100	Vertical	N/A
4**	5778.000	91.67	-1.41	---	---	AV	42.00	100	Vertical	N/A
5	8999.250	50.70	2.79	68.2	-17.50	Peak	101.00	100	Vertical	Pass
6	14598.250	56.18	12.46	68.2	-12.02	Peak	140.00	100	Vertical	Pass

1 GHz to 18 GHz, Band IV 11ac20 ANT H Middle channel

No.	Frequency (MHz)	Results (dBuV/m)	Factor (dB)	Limit (dBuV/m)	Over Limit (dB)	Detector	Table (Degree)	Height (cm)	Antenna	Verdict
1	1334.500	43.34	-15.76	74.0	-30.66	Peak	116.00	100	Horizontal	Pass
1**	1334.500	29.09	-15.76	54.0	-24.91	AV	116.00	100	Horizontal	Pass
2	1745.500	49.31	-16.15	68.2	-18.89	Peak	116.00	100	Horizontal	Pass
3	2992.000	45.94	-9.08	68.2	-22.26	Peak	84.00	100	Horizontal	Pass
4	5778.000	101.58	-1.41	---	---	Peak	341.00	100	Horizontal	N/A
4**	5778.000	94.01	-1.41	---	---	AV	341.00	100	Horizontal	N/A
5	10495.250	51.17	7.03	68.2	-17.03	Peak	244.00	100	Horizontal	Pass
6	14546.000	55.90	11.39	68.2	-12.30	Peak	52.00	100	Horizontal	Pass

1 GHz to 18 GHz, Band IV 11ac20 ANT V High channel

No.	Frequency (MHz)	Results (dBuV/m)	Factor (dB)	Limit (dBuV/m)	Over Limit (dB)	Detector	Table (Degree)	Height (cm)	Antenna	Verdict
1	1827.500	52.60	-15.38	68.2	-15.60	Peak	13.00	100	Vertical	Pass
2	3000.000	51.87	-9.13	68.2	-16.33	Peak	78.00	100	Vertical	Pass
3	4786.000	54.52	-2.62	74.0	-19.48	Peak	0.00	100	Vertical	Pass
3**	4786.000	36.10	-2.62	54.0	-17.90	AV	0.00	100	Vertical	Pass
4	5830.000	99.14	-0.89	---	---	Peak	44.00	100	Vertical	N/A
4**	5830.000	93.17	-0.89	---	---	AV	44.00	100	Vertical	N/A
5	8974.500	50.60	3.29	68.2	-17.60	Peak	99.00	100	Vertical	Pass
6	14567.999	56.82	11.77	68.2	-11.38	Peak	191.00	100	Vertical	Pass

1 GHz to 18 GHz, Band IV 11ac20 ANT H High channel

No.	Frequency (MHz)	Results (dBuV/m)	Factor (dB)	Limit (dBuV/m)	Over Limit (dB)	Detector	Table (Degree)	Height (cm)	Antenna	Verdict
1	1336.000	41.54	-15.92	74.0	-32.46	Peak	112.00	100	Horizontal	Pass
1**	1336.000	30.84	-15.92	54.0	-23.16	AV	112.00	100	Horizontal	Pass
2	1743.000	50.18	-16.10	68.2	-18.02	Peak	112.00	100	Horizontal	Pass
3	2991.500	46.16	-9.05	68.2	-22.04	Peak	78.00	100	Horizontal	Pass
4	5824.000	102.28	-0.76	---	---	Peak	340.00	100	Horizontal	N/A
4**	5824.000	95.26	-0.76	---	---	AV	340.00	100	Horizontal	N/A
5	13842.000	55.09	9.33	68.2	-13.11	Peak	106.00	100	Horizontal	Pass
6	17890.001	58.86	17.05	74.0	-15.14	Peak	360.00	100	Horizontal	Pass
6**	17890.001	49.72	17.05	54.0	-4.28	AV	360.00	100	Horizontal	Pass

1 GHz to 18 GHz, Band IV 11ac40 ANT V Low channel

No.	Frequency (MHz)	Results (dBuV/m)	Factor (dB)	Limit (dBuV/m)	Over Limit (dB)	Detector	Table (Degree)	Height (cm)	Antenna	Verdict
1	1869.500	56.29	-14.82	68.2	-11.91	Peak	16.00	100	Vertical	Pass
2	2997.500	50.48	-9.12	68.2	-17.72	Peak	76.00	100	Vertical	Pass
3	4789.000	54.80	-2.66	74.0	-19.20	Peak	360.00	100	Vertical	Pass
3**	4789.000	42.73	-2.66	54.0	-11.27	AV	360.00	100	Vertical	Pass
4	5758.000	98.52	-0.47	---	---	Peak	46.00	100	Vertical	N/A
4**	5758.000	91.89	-0.47	---	---	AV	46.00	100	Vertical	N/A
5	8999.250	49.25	2.79	68.2	-18.95	Peak	93.00	100	Vertical	Pass
6	14155.500	55.37	10.69	68.2	-12.83	Peak	182.00	100	Vertical	Pass

1 GHz to 18 GHz, Band IV 11ac40 ANT H Low channel

No.	Frequency (MHz)	Results (dBuV/m)	Factor (dB)	Limit (dBuV/m)	Over Limit (dB)	Detector	Table (Degree)	Height (cm)	Antenna	Verdict
1	1111.000	42.23	-17.01	74.0	-31.77	Peak	296.00	100	Horizontal	Pass
1**	1111.000	29.39	-17.01	54.0	-24.61	AV	296.00	100	Horizontal	Pass
2	1996.000	47.91	-14.01	68.2	-20.29	Peak	251.00	100	Horizontal	Pass
3	2993.500	47.09	-9.16	68.2	-21.11	Peak	83.00	100	Horizontal	Pass
4	5748.000	100.77	-0.75	---	---	Peak	347.00	100	Horizontal	N/A
4**	5748.000	93.58	-0.75	---	---	AV	347.00	100	Horizontal	N/A
5	11378.000	51.28	6.61	74.0	-22.72	Peak	84.00	100	Horizontal	Pass
5**	11378.000	42.16	6.61	54.0	-11.84	AV	84.00	100	Horizontal	Pass
6	14826.500	55.40	13.42	68.2	-12.80	Peak	66.00	100	Horizontal	Pass

1 GHz to 18 GHz, Band IV 11ac40 ANT V High channel

No.	Frequency (MHz)	Results (dBuV/m)	Factor (dB)	Limit (dBuV/m)	Over Limit (dB)	Detector	Table (Degree)	Height (cm)	Antenna	Verdict
1	1994.000	56.28	-13.75	68.2	-11.92	Peak	166.00	100	Vertical	Pass
2	2994.500	50.53	-9.03	68.2	-17.67	Peak	83.00	100	Vertical	Pass
3	4800.000	54.16	-2.35	74.0	-19.84	Peak	360.00	100	Vertical	Pass
3**	4800.000	42.65	-2.35	54.0	-11.35	AV	360.00	100	Vertical	Pass
4	5799.000	98.12	-1.05	---	---	Peak	49.00	100	Vertical	N/A
4**	5799.000	91.60	-1.05	---	---	AV	49.00	100	Vertical	N/A
5	10839.000	50.81	7.26	74.0	-23.19	Peak	114.00	100	Vertical	Pass
5**	10839.000	41.22	7.26	54.0	-12.78	AV	114.00	100	Vertical	Pass
6	17903.749	59.22	17.26	74.0	-14.78	Peak	254.00	100	Vertical	Pass
6**	17903.749	49.17	17.26	54.0	-4.83	AV	254.00	100	Vertical	Pass

1 GHz to 18 GHz, Band IV 11ac40 ANT H High channel

No.	Frequency (MHz)	Results (dBuV/m)	Factor (dB)	Limit (dBuV/m)	Over Limit (dB)	Detector	Table (Degree)	Height (cm)	Antenna	Verdict
1	1660.500	48.15	-16.50	74.0	-25.85	Peak	302.00	100	Horizontal	Pass
1**	1660.500	31.73	-16.50	54.0	-22.27	AV	302.00	100	Horizontal	Pass
2	1993.500	49.05	-14.06	68.2	-19.15	Peak	79.00	100	Horizontal	Pass
3	2992.000	45.77	-9.08	68.2	-22.43	Peak	79.00	100	Horizontal	Pass
4	5801.000	100.24	-1.16	---	---	Peak	328.00	100	Horizontal	N/A
4**	5801.000	93.60	-1.16	---	---	AV	328.00	100	Horizontal	N/A
5	14262.750	55.81	11.33	68.2	-12.39	Peak	264.00	100	Horizontal	Pass
6	17716.750	59.29	16.18	74.0	-14.71	Peak	118.00	100	Horizontal	Pass
6**	17716.750	49.18	16.18	54.0	-4.82	AV	118.00	100	Horizontal	Pass

1 GHz to 18 GHz, Band IV 11ac80 ANT V Middle channel

No.	Frequency (MHz)	Results (dBuV/m)	Factor (dB)	Limit (dBuV/m)	Over Limit (dB)	Detector	Table (Degree)	Height (cm)	Antenna	Verdict
1	1873.000	53.77	-14.40	68.2	-14.43	Peak	0.00	100	Vertical	Pass
2	3000.000	48.92	-9.13	68.2	-19.28	Peak	78.00	100	Vertical	Pass
3	4786.000	54.32	-2.62	74.0	-19.68	Peak	360.00	100	Vertical	Pass
3**	4786.000	36.65	-2.62	54.0	-17.35	AV	360.00	100	Vertical	Pass
4	5770.000	95.77	-1.35	---	---	Peak	43.00	100	Vertical	N/A
4**	5770.000	88.86	-1.35	---	---	AV	43.00	100	Vertical	N/A
5	8974.500	51.21	3.29	68.2	-16.99	Peak	92.00	100	Vertical	Pass
6	14581.750	55.25	12.24	68.2	-12.95	Peak	0.00	100	Vertical	Pass

1 GHz to 18 GHz, Band IV 11ac80 ANT H Middle channel

No.	Frequency (MHz)	Results (dBuV/m)	Factor (dB)	Limit (dBuV/m)	Over Limit (dB)	Detector	Table (Degree)	Height (cm)	Antenna	Verdict
1	1331.500	43.15	-15.89	74.0	-30.85	Peak	116.00	100	Horizontal	Pass
1**	1331.500	30.52	-15.89	54.0	-23.48	AV	116.00	100	Horizontal	Pass
2	1909.000	49.18	-14.34	68.2	-19.02	Peak	86.00	100	Horizontal	Pass
3	2999.500	45.60	-9.19	68.2	-22.60	Peak	86.00	100	Horizontal	Pass
4	5761.000	99.24	-0.79	---	---	Peak	326.00	100	Horizontal	N/A
4**	5761.000	92.48	-0.79	---	---	AV	326.00	100	Horizontal	N/A
5	10223.000	49.62	7.03	68.2	-18.58	Peak	174.00	100	Horizontal	Pass
6	14587.250	57.45	12.38	68.2	-10.75	Peak	254.00	100	Horizontal	Pass

ANT B

1 GHz to 18 GHz, Band I 11a ANT V Low channel

No.	Frequency (MHz)	Results (dBuV/m)	Factor (dB)	Limit (dBuV/m)	Over Limit (dB)	Detector	Table (Degree)	Height (cm)	Antenna	Verdict
1	1828.000	52.00	-15.39	68.2	-16.20	Peak	315.00	100	Vertical	Pass
2	2998.000	50.74	-9.17	68.2	-17.46	Peak	82.00	100	Vertical	Pass
3	4787.000	54.02	-2.70	74.0	-19.98	Peak	0.00	100	Vertical	Pass
3**	4787.000	37.02	-2.70	54.0	-16.98	AV	0.00	100	Vertical	Pass
4	5186.000	102.34	-2.07	---	---	Peak	45.00	100	Vertical	N/A
4**	5186.000	95.63	-2.07	---	---	AV	45.00	100	Vertical	N/A
5	8974.500	49.94	3.29	68.2	-18.26	Peak	222.00	100	Vertical	Pass
6	14587.250	55.27	12.38	68.2	-12.93	Peak	160.00	100	Vertical	Pass

1 GHz to 18 GHz, Band I 11a ANT H Low channel

No.	Frequency (MHz)	Results (dBuV/m)	Factor (dB)	Limit (dBuV/m)	Over Limit (dB)	Detector	Table (Degree)	Height (cm)	Antenna	Verdict
1	1334.500	42.42	-15.76	74.0	-31.58	Peak	118.00	100	Horizontal	Pass
1**	1334.500	29.69	-15.76	54.0	-24.31	AV	118.00	100	Horizontal	Pass
2	1780.500	50.55	-15.44	68.2	-17.65	Peak	118.00	100	Horizontal	Pass
3	2997.000	45.74	-9.12	68.2	-22.46	Peak	77.00	100	Horizontal	Pass
4	5173.000	104.90	-1.86	---	---	Peak	210.00	100	Horizontal	N/A
4**	5173.000	96.02	-1.86	---	---	AV	210.00	100	Horizontal	N/A
5	10360.500	50.87	7.32	68.2	-17.33	Peak	287.00	100	Horizontal	Pass
6	17689.250	60.16	15.98	68.2	-8.04	Peak	309.00	100	Horizontal	Pass

1 GHz to 18 GHz, Band I 11a ANT V Middle channel

No.	Frequency (MHz)	Results (dBuV/m)	Factor (dB)	Limit (dBuV/m)	Over Limit (dB)	Detector	Table (Degree)	Height (cm)	Antenna	Verdict
1	1910.500	55.94	-14.40	68.2	-12.26	Peak	6.00	100	Vertical	Pass
2	3000.000	47.84	-9.13	68.2	-20.36	Peak	90.00	100	Vertical	Pass
3	4800.000	54.08	-2.35	74.0	-19.92	Peak	0.00	100	Vertical	Pass
3**	4800.000	41.88	-2.35	54.0	-12.12	AV	0.00	100	Vertical	Pass
4	5217.000	103.00	-1.77	---	---	Peak	49.00	100	Vertical	N/A
4**	5217.000	95.08	-1.77	---	---	AV	49.00	100	Vertical	N/A
5	11518.250	51.34	7.25	74.0	-22.66	Peak	161.00	100	Vertical	Pass
5**	11518.250	42.33	7.25	54.0	-11.67	AV	161.00	100	Vertical	Pass
6	17901.001	59.77	17.44	74.0	-14.23	Peak	161.00	100	Vertical	Pass
6**	17901.001	48.98	17.44	54.0	-5.02	AV	161.00	100	Vertical	Pass

1 GHz to 18 GHz, Band I 11a ANT H Middle channel

No.	Frequency (MHz)	Results (dBuV/m)	Factor (dB)	Limit (dBuV/m)	Over Limit (dB)	Detector	Table (Degree)	Height (cm)	Antenna	Verdict
1	1742.500	48.68	-16.02	68.2	-19.52	Peak	116.00	100	Horizontal	Pass
2	2996.500	46.47	-9.13	68.2	-21.73	Peak	84.00	100	Horizontal	Pass
3	4192.000	46.78	-4.15	74.0	-27.22	Peak	17.00	100	Horizontal	Pass
3**	4192.000	35.14	-4.15	54.0	-18.86	AV	17.00	100	Horizontal	Pass
4	5228.000	104.59	-2.16	---	---	Peak	202.00	100	Horizontal	N/A
4**	5228.000	96.40	-2.16	---	---	AV	202.00	100	Horizontal	N/A
5	10781.250	50.61	7.44	74.0	-23.39	Peak	61.00	100	Horizontal	Pass
5**	10781.250	41.97	7.44	54.0	-12.03	AV	61.00	100	Horizontal	Pass
6	17697.499	59.22	16.12	68.2	-8.98	Peak	149.00	100	Horizontal	Pass

1 GHz to 18 GHz, Band I 11a ANT V High channel

No.	Frequency (MHz)	Results (dBuV/m)	Factor (dB)	Limit (dBuV/m)	Over Limit (dB)	Detector	Table (Degree)	Height (cm)	Antenna	Verdict
1	1873.500	53.51	-14.50	68.2	-14.69	Peak	2.00	100	Vertical	Pass
2	2997.000	51.00	-9.12	68.2	-17.20	Peak	80.00	100	Vertical	Pass
3	4786.000	55.32	-2.62	74.0	-18.68	Peak	360.00	100	Vertical	Pass
3**	4786.000	36.43	-2.62	54.0	-17.57	AV	360.00	100	Vertical	Pass
4	5234.000	101.46	-2.10	---	---	Peak	40.00	100	Vertical	N/A
4**	5234.000	95.95	-2.10	---	---	AV	40.00	100	Vertical	N/A
5	8999.250	50.28	2.79	68.2	-17.92	Peak	86.00	100	Vertical	Pass
6	14581.750	55.90	12.24	68.2	-12.30	Peak	131.00	100	Vertical	Pass

1 GHz to 18 GHz, Band I 11a ANT H High channel

No.	Frequency (MHz)	Results (dBuV/m)	Factor (dB)	Limit (dBuV/m)	Over Limit (dB)	Detector	Table (Degree)	Height (cm)	Antenna	Verdict
1	1782.000	47.11	-15.39	68.2	-21.09	Peak	244.00	100	Horizontal	Pass
2	1995.500	49.14	-13.86	68.2	-19.06	Peak	98.00	100	Horizontal	Pass
3	2996.000	45.75	-9.03	68.2	-22.45	Peak	358.00	100	Horizontal	Pass
4	5232.000	104.59	-2.11	---	---	Peak	194.00	100	Horizontal	N/A
4**	5232.000	85.78	-2.11	---	---	AV	194.00	100	Horizontal	N/A
5	9945.250	49.84	6.07	68.2	-18.36	Peak	303.00	100	Horizontal	Pass
6	14598.250	56.27	12.46	68.2	-11.93	Peak	303.00	100	Horizontal	Pass

1 GHz to 18 GHz, Band I 11n20 ANT V Low channel

No.	Frequency (MHz)	Results (dBuV/m)	Factor (dB)	Limit (dBuV/m)	Over Limit (dB)	Detector	Table (Degree)	Height (cm)	Antenna	Verdict
1	1992.500	56.14	-14.10	68.2	-12.06	Peak	147.00	100	Vertical	Pass
2	2999.000	50.49	-9.20	68.2	-17.71	Peak	79.00	100	Vertical	Pass
3	4786.000	54.49	-2.62	74.0	-19.51	Peak	360.00	100	Vertical	Pass
3**	4786.000	36.24	-2.62	54.0	-17.76	AV	360.00	100	Vertical	Pass
4	5186.000	101.30	-2.07	---	---	Peak	42.00	100	Vertical	N/A
4**	5186.000	93.15	-2.07	---	---	AV	42.00	100	Vertical	N/A
5	8974.500	50.75	3.29	68.2	-17.45	Peak	35.00	100	Vertical	Pass
6	14449.750	55.79	10.83	68.2	-12.41	Peak	23.00	100	Vertical	Pass

1 GHz to 18 GHz, Band I 11n20 ANT H Low channel

No.	Frequency (MHz)	Results (dBuV/m)	Factor (dB)	Limit (dBuV/m)	Over Limit (dB)	Detector	Table (Degree)	Height (cm)	Antenna	Verdict
1	1337.000	42.18	-15.75	74.0	-31.82	Peak	122.00	100	Horizontal	Pass
1**	1337.000	30.48	-15.75	54.0	-23.52	AV	122.00	100	Horizontal	Pass
2	1954.000	49.42	-14.58	68.2	-18.78	Peak	111.00	100	Horizontal	Pass
3	2993.000	46.40	-9.20	68.2	-21.80	Peak	77.00	100	Horizontal	Pass
4	5184.000	103.73	-2.18	---	---	Peak	194.00	100	Horizontal	N/A
4**	5184.000	96.10	-2.18	---	---	AV	194.00	100	Horizontal	N/A
5	10366.000	49.95	7.12	68.2	-18.25	Peak	358.00	100	Horizontal	Pass
6	17901.001	58.76	17.44	74.0	-15.24	Peak	43.00	100	Horizontal	Pass
6**	17901.001	50.17	17.44	54.0	-3.83	AV	43.00	100	Horizontal	Pass

1 GHz to 18 GHz, Band I 11n20 ANT V Middle channel

No.	Frequency (MHz)	Results (dBuV/m)	Factor (dB)	Limit (dBuV/m)	Over Limit (dB)	Detector	Table (Degree)	Height (cm)	Antenna	Verdict
1	1913.000	52.99	-14.27	68.2	-15.21	Peak	18.00	100	Vertical	Pass
2	2994.000	50.84	-9.07	68.2	-17.36	Peak	89.00	100	Vertical	Pass
3	4786.000	54.09	-2.62	74.0	-19.91	Peak	356.00	100	Vertical	Pass
3**	4786.000	36.70	-2.62	54.0	-17.30	AV	356.00	100	Vertical	Pass
4	5218.000	102.64	-1.74	---	---	Peak	44.00	100	Vertical	N/A
4**	5218.000	95.23	-1.74	---	---	AV	44.00	100	Vertical	N/A
5	8985.500	49.30	3.22	68.2	-18.90	Peak	98.00	100	Vertical	Pass
6	17667.250	59.11	15.61	68.2	-9.09	Peak	26.00	100	Vertical	Pass

1 GHz to 18 GHz, Band I 11n20 ANT H Middle channel

No.	Frequency (MHz)	Results (dBuV/m)	Factor (dB)	Limit (dBuV/m)	Over Limit (dB)	Detector	Table (Degree)	Height (cm)	Antenna	Verdict
1	1336.000	42.44	-15.92	74.0	-31.56	Peak	120.00	100	Horizontal	Pass
1**	1336.000	29.92	-15.92	54.0	-24.08	AV	120.00	100	Horizontal	Pass
2	1908.000	49.24	-14.19	68.2	-18.96	Peak	120.00	100	Horizontal	Pass
3	2997.500	45.75	-9.12	68.2	-22.45	Peak	83.00	100	Horizontal	Pass
4	5223.000	104.42	-1.99	---	---	Peak	206.00	100	Horizontal	N/A
4**	5223.000	95.80	-1.99	---	---	AV	206.00	100	Horizontal	N/A
5	11515.500	52.07	7.29	74.0	-21.93	Peak	1.00	100	Horizontal	Pass
5**	11515.500	41.73	7.29	54.0	-12.27	AV	1.00	100	Horizontal	Pass
6	17752.500	59.17	16.31	74.0	-14.83	Peak	208.00	100	Horizontal	Pass
6**	17752.500	48.19	16.31	54.0	-5.81	AV	208.00	100	Horizontal	Pass

1 GHz to 18 GHz, Band I 11n20 ANT V High channel

No.	Frequency (MHz)	Results (dBuV/m)	Factor (dB)	Limit (dBuV/m)	Over Limit (dB)	Detector	Table (Degree)	Height (cm)	Antenna	Verdict
1	1871.000	54.75	-14.68	68.2	-13.45	Peak	0.00	100	Vertical	Pass
2	2994.500	50.36	-9.03	68.2	-17.84	Peak	79.00	100	Vertical	Pass
3	4787.000	54.51	-2.70	74.0	-19.49	Peak	1.00	100	Vertical	Pass
3**	4787.000	40.47	-2.70	54.0	-13.53	AV	1.00	100	Vertical	Pass
4	5248.000	102.03	-2.50	---	---	Peak	46.00	100	Vertical	N/A
4**	5248.000	94.88	-2.50	---	---	AV	46.00	100	Vertical	N/A
5	10943.500	51.38	7.42	74.0	-22.62	Peak	13.00	100	Vertical	Pass
5**	10943.500	42.50	7.42	54.0	-11.50	AV	13.00	100	Vertical	Pass
6	14524.000	56.03	11.74	68.2	-12.17	Peak	225.00	100	Vertical	Pass

1 GHz to 18 GHz, Band I 11n20 ANT H High channel

No.	Frequency (MHz)	Results (dBuV/m)	Factor (dB)	Limit (dBuV/m)	Over Limit (dB)	Detector	Table (Degree)	Height (cm)	Antenna	Verdict
1	1331.500	42.19	-15.89	74.0	-31.81	Peak	110.00	100	Horizontal	Pass
1**	1331.500	28.56	-15.89	54.0	-25.44	AV	110.00	100	Horizontal	Pass
2	1948.500	48.39	-14.08	68.2	-19.81	Peak	123.00	100	Horizontal	Pass
3	2994.000	46.12	-9.07	68.2	-22.08	Peak	85.00	100	Horizontal	Pass
4	5248.000	103.64	-2.50	---	---	Peak	196.00	100	Horizontal	N/A
4**	5248.000	95.48	-2.50	---	---	AV	196.00	100	Horizontal	N/A
5	10819.750	50.80	7.20	74.0	-23.20	Peak	24.00	100	Horizontal	Pass
5**	10819.750	41.48	7.20	54.0	-12.52	AV	24.00	100	Horizontal	Pass
6	17914.751	59.25	15.89	74.0	-14.75	Peak	100.00	100	Horizontal	Pass
6**	17914.751	50.16	15.89	54.0	-3.84	AV	100.00	100	Horizontal	Pass

1 GHz to 18 GHz, Band I 11n40 ANT V Low channel

No.	Frequency (MHz)	Results (dBuV/m)	Factor (dB)	Limit (dBuV/m)	Over Limit (dB)	Detector	Table (Degree)	Height (cm)	Antenna	Verdict
1	1951.000	51.56	-14.28	68.2	-16.64	Peak	173.00	100	Vertical	Pass
2	2661.000	50.63	-10.34	68.2	-17.57	Peak	21.00	100	Vertical	Pass
3	4786.000	53.99	-2.62	74.0	-20.01	Peak	360.00	100	Vertical	Pass
3**	4786.000	36.01	-2.62	54.0	-17.99	AV	360.00	100	Vertical	Pass
4	5182.000	96.25	-1.93	---	---	Peak	49.00	100	Vertical	N/A
4**	5182.000	88.41	-1.93	---	---	AV	49.00	100	Vertical	N/A
5	8999.250	49.76	2.79	68.2	-18.44	Peak	93.00	100	Vertical	Pass
6	17681.000	58.69	15.96	68.2	-9.51	Peak	311.00	100	Vertical	Pass

1 GHz to 18 GHz, Band I 11n40 ANT H Low channel

No.	Frequency (MHz)	Results (dBuV/m)	Factor (dB)	Limit (dBuV/m)	Over Limit (dB)	Detector	Table (Degree)	Height (cm)	Antenna	Verdict
1	1113.000	42.73	-17.06	74.0	-31.27	Peak	297.00	100	Horizontal	Pass
1**	1113.000	29.36	-17.06	54.0	-24.64	AV	297.00	100	Horizontal	Pass
2	1784.500	48.99	-15.30	68.2	-19.21	Peak	207.00	100	Horizontal	Pass
3	2991.500	45.41	-9.05	68.2	-22.79	Peak	360.00	100	Horizontal	Pass
4	5195.000	101.68	-2.24	---	---	Peak	208.00	100	Horizontal	N/A
4**	5195.000	94.30	-2.24	---	---	AV	208.00	100	Horizontal	N/A
5	10069.000	50.21	6.42	68.2	-17.99	Peak	232.00	100	Horizontal	Pass
6	17678.250	60.25	15.91	68.2	-7.95	Peak	219.00	100	Horizontal	Pass

1 GHz to 18 GHz, Band I 11n40 ANT V High channel

No.	Frequency (MHz)	Results (dBuV/m)	Factor (dB)	Limit (dBuV/m)	Over Limit (dB)	Detector	Table (Degree)	Height (cm)	Antenna	Verdict
1	1908.500	55.70	-14.27	68.2	-12.50	Peak	0.00	100	Vertical	Pass
2	2999.500	50.14	-9.19	68.2	-18.06	Peak	88.00	100	Vertical	Pass
3	4787.000	54.16	-2.70	74.0	-19.84	Peak	360.00	100	Vertical	Pass
3**	4787.000	39.45	-2.70	54.0	-14.55	AV	360.00	100	Vertical	Pass
4	5220.000	96.08	-1.76	---	---	Peak	63.00	100	Vertical	N/A
4**	5220.000	89.73	-1.76	---	---	AV	63.00	100	Vertical	N/A
5	8999.250	50.78	2.79	68.2	-17.42	Peak	32.00	100	Vertical	Pass
6	14810.000	55.23	13.27	68.2	-12.97	Peak	111.00	100	Vertical	Pass

1 GHz to 18 GHz, Band I 11n40 ANT H High channel

No.	Frequency (MHz)	Results (dBuV/m)	Factor (dB)	Limit (dBuV/m)	Over Limit (dB)	Detector	Table (Degree)	Height (cm)	Antenna	Verdict
1	1741.000	47.09	-15.96	68.2	-21.11	Peak	106.00	100	Horizontal	Pass
2	1994.500	47.31	-13.96	68.2	-20.89	Peak	51.00	100	Horizontal	Pass
3	2993.000	46.98	-9.20	68.2	-21.22	Peak	78.00	100	Horizontal	Pass
4	5223.000	102.06	-1.99	---	---	Peak	201.00	100	Horizontal	N/A
4**	5223.000	92.37	-1.99	---	---	AV	201.00	100	Horizontal	N/A
5	14546.000	55.19	11.39	68.2	-13.01	Peak	243.00	100	Horizontal	Pass
6	17692.000	59.48	16.02	68.2	-8.72	Peak	298.00	100	Horizontal	Pass

1 GHz to 18 GHz, Band I 11ac20 ANT V Low channel

No.	Frequency (MHz)	Results (dBuV/m)	Factor (dB)	Limit (dBuV/m)	Over Limit (dB)	Detector	Table (Degree)	Height (cm)	Antenna	Verdict
1	1743.000	51.83	-16.10	68.2	-16.37	Peak	335.00	100	Vertical	Pass
2	2997.500	50.37	-9.12	68.2	-17.83	Peak	76.00	100	Vertical	Pass
3	4788.000	54.07	-2.76	74.0	-19.93	Peak	1.00	100	Vertical	Pass
3**	4788.000	41.93	-2.76	54.0	-12.07	AV	1.00	100	Vertical	Pass
4	5175.000	99.96	-2.19	---	---	Peak	66.00	100	Vertical	N/A
4**	5175.000	92.96	-2.19	---	---	AV	66.00	100	Vertical	N/A
5	14554.250	55.40	11.45	68.2	-12.80	Peak	211.00	100	Vertical	Pass
6	17683.751	59.30	15.96	68.2	-8.90	Peak	87.00	100	Vertical	Pass

1 GHz to 18 GHz, Band I 11ac20 ANT H Low channel

No.	Frequency (MHz)	Results (dBuV/m)	Factor (dB)	Limit (dBuV/m)	Over Limit (dB)	Detector	Table (Degree)	Height (cm)	Antenna	Verdict
1	1333.500	42.50	-15.87	74.0	-31.50	Peak	123.00	100	Horizontal	Pass
1**	1333.500	28.75	-15.87	54.0	-25.25	AV	123.00	100	Horizontal	Pass
2	1784.000	49.09	-15.32	68.2	-19.11	Peak	123.00	100	Horizontal	Pass
3	2991.500	45.07	-9.05	68.2	-23.13	Peak	81.00	100	Horizontal	Pass
4	5172.000	104.73	-1.78	---	---	Peak	209.00	100	Horizontal	N/A
4**	5172.000	93.85	-1.78	---	---	AV	209.00	100	Horizontal	N/A
5	9359.500	48.60	3.57	74.0	-25.40	Peak	65.00	100	Horizontal	Pass
5**	9359.500	38.97	3.57	54.0	-15.03	AV	65.00	100	Horizontal	Pass
6	14694.500	55.47	11.31	68.2	-12.73	Peak	0.00	100	Horizontal	Pass

1 GHz to 18 GHz, Band I 11ac20 ANT V Middle channel

No.	Frequency (MHz)	Results (dBuV/m)	Factor (dB)	Limit (dBuV/m)	Over Limit (dB)	Detector	Table (Degree)	Height (cm)	Antenna	Verdict
1	1911.000	53.75	-14.44	68.2	-14.45	Peak	360.00	100	Vertical	Pass
2	2995.500	50.41	-9.22	68.2	-17.79	Peak	84.00	100	Vertical	Pass
3	4787.000	54.37	-2.70	74.0	-19.63	Peak	0.00	100	Vertical	Pass
3**	4787.000	40.36	-2.70	54.0	-13.64	AV	0.00	100	Vertical	Pass
4	5215.000	101.75	-1.64	---	---	Peak	64.00	100	Vertical	N/A
4**	5215.000	94.18	-1.64	---	---	AV	64.00	100	Vertical	N/A
5	8977.250	49.46	3.30	68.2	-18.74	Peak	99.00	100	Vertical	Pass
6	14565.250	55.93	11.68	68.2	-12.27	Peak	328.00	100	Vertical	Pass

1 GHz to 18 GHz, Band I 11ac20 ANT H Middle channel

No.	Frequency (MHz)	Results (dBuV/m)	Factor (dB)	Limit (dBuV/m)	Over Limit (dB)	Detector	Table (Degree)	Height (cm)	Antenna	Verdict
1	1333.500	43.40	-15.87	74.0	-30.60	Peak	118.00	100	Horizontal	Pass
1**	1333.500	29.20	-15.87	54.0	-24.80	AV	118.00	100	Horizontal	Pass
2	1659.500	45.76	-16.47	68.2	-22.44	Peak	105.00	100	Horizontal	Pass
3	3000.000	43.06	-9.13	68.2	-25.14	Peak	91.00	100	Horizontal	Pass
4	5215.000	103.88	-1.64	---	---	Peak	192.00	100	Horizontal	N/A
4**	5215.000	95.72	-1.64	---	---	AV	192.00	100	Horizontal	N/A
5	9928.750	49.94	5.56	68.2	-18.26	Peak	0.00	100	Horizontal	Pass
6	14598.250	56.34	12.46	68.2	-11.86	Peak	112.00	100	Horizontal	Pass

1 GHz to 18 GHz, Band I 11ac20 ANT V High channel

No.	Frequency (MHz)	Results (dBuV/m)	Factor (dB)	Limit (dBuV/m)	Over Limit (dB)	Detector	Table (Degree)	Height (cm)	Antenna	Verdict
1	1907.500	54.36	-14.22	68.2	-13.84	Peak	2.00	100	Vertical	Pass
2	3000.000	49.49	-9.13	68.2	-18.71	Peak	86.00	100	Vertical	Pass
3	4795.000	54.13	-2.52	74.0	-19.87	Peak	0.00	100	Vertical	Pass
3**	4795.000	41.45	-2.52	54.0	-12.55	AV	0.00	100	Vertical	Pass
4	5238.000	100.62	-2.37	---	---	Peak	69.00	100	Vertical	N/A
4**	5238.000	93.05	-2.37	---	---	AV	69.00	100	Vertical	N/A
5	8974.500	49.59	3.29	68.2	-18.61	Peak	103.00	100	Vertical	Pass
6	14427.750	55.02	10.72	68.2	-13.18	Peak	249.00	100	Vertical	Pass

1 GHz to 18 GHz, Band I 11ac20 ANT H High channel

No.	Frequency (MHz)	Results (dBuV/m)	Factor (dB)	Limit (dBuV/m)	Over Limit (dB)	Detector	Table (Degree)	Height (cm)	Antenna	Verdict
1	1332.500	43.71	-15.84	74.0	-30.29	Peak	110.00	100	Horizontal	Pass
1**	1332.500	31.74	-15.84	54.0	-22.26	AV	110.00	100	Horizontal	Pass
2	1991.500	51.46	-14.05	68.2	-16.74	Peak	84.00	100	Horizontal	Pass
3	2996.500	46.67	-9.13	68.2	-21.53	Peak	81.00	100	Horizontal	Pass
4	5237.000	103.97	-2.18	---	---	Peak	197.00	100	Horizontal	N/A
4**	5237.000	96.14	-2.18	---	---	AV	197.00	100	Horizontal	N/A
5	9189.000	48.79	3.61	74.0	-25.21	Peak	340.00	100	Horizontal	Pass
5**	9189.000	39.15	3.61	54.0	-14.85	AV	340.00	100	Horizontal	Pass
6	14592.750	56.00	12.45	68.2	-12.20	Peak	74.00	100	Horizontal	Pass

1 GHz to 18 GHz, Band I 11ac40 ANT V Low channel

No.	Frequency (MHz)	Results (dBuV/m)	Factor (dB)	Limit (dBuV/m)	Over Limit (dB)	Detector	Table (Degree)	Height (cm)	Antenna	Verdict
1	1623.500	50.98	-16.64	74.0	-23.02	Peak	43.00	100	Vertical	Pass
1**	1623.500	29.01	-16.64	54.0	-24.99	AV	43.00	100	Vertical	Pass
2	1994.500	55.35	-13.96	68.2	-12.85	Peak	166.00	100	Vertical	Pass
3	4787.000	54.46	-2.70	74.0	-19.54	Peak	1.00	100	Vertical	Pass
3**	4787.000	40.76	-2.70	54.0	-13.24	AV	1.00	100	Vertical	Pass
4	5180.000	96.87	-1.85	---	---	Peak	44.00	100	Vertical	N/A
4**	5180.000	89.55	-1.85	---	---	AV	44.00	100	Vertical	N/A
5	8999.250	50.61	2.79	68.2	-17.59	Peak	103.00	100	Vertical	Pass
6	14603.750	56.09	12.38	68.2	-12.11	Peak	224.00	100	Vertical	Pass

1 GHz to 18 GHz, Band I 11ac40 ANT H Low channel

No.	Frequency (MHz)	Results (dBuV/m)	Factor (dB)	Limit (dBuV/m)	Over Limit (dB)	Detector	Table (Degree)	Height (cm)	Antenna	Verdict
1	1661.000	48.26	-16.45	74.0	-25.74	Peak	304.00	100	Horizontal	Pass
1**	1661.000	27.73	-16.45	54.0	-26.27	AV	304.00	100	Horizontal	Pass
2	1993.000	49.22	-14.22	68.2	-18.98	Peak	116.00	100	Horizontal	Pass
3	2992.500	46.43	-9.18	68.2	-21.77	Peak	84.00	100	Horizontal	Pass
4	5183.000	102.34	-1.95	---	---	Peak	208.00	100	Horizontal	N/A
4**	5183.000	94.15	-1.95	---	---	AV	208.00	100	Horizontal	N/A
5	11369.750	51.87	6.78	74.0	-22.13	Peak	94.00	100	Horizontal	Pass
5**	11369.750	42.33	6.78	54.0	-11.67	AV	94.00	100	Horizontal	Pass
6	16922.000	57.59	13.69	68.2	-10.61	Peak	353.00	100	Horizontal	Pass

1 GHz to 18 GHz, Band I 11ac40 ANT V High channel

No.	Frequency (MHz)	Results (dBuV/m)	Factor (dB)	Limit (dBuV/m)	Over Limit (dB)	Detector	Table (Degree)	Height (cm)	Antenna	Verdict
1	1912.500	56.01	-14.35	68.2	-12.19	Peak	13.00	100	Vertical	Pass
2	2999.500	50.88	-9.19	68.2	-17.32	Peak	84.00	100	Vertical	Pass
3	4786.000	54.43	-2.62	74.0	-19.57	Peak	0.00	100	Vertical	Pass
3**	4786.000	36.70	-2.62	54.0	-17.30	AV	0.00	100	Vertical	Pass
4	5223.000	98.58	-1.99	---	---	Peak	46.00	100	Vertical	N/A
4**	5223.000	90.42	-1.99	---	---	AV	46.00	100	Vertical	N/A
5	8974.500	52.61	3.29	68.2	-15.59	Peak	98.00	100	Vertical	Pass
6	17692.000	59.62	16.02	68.2	-8.58	Peak	322.00	100	Vertical	Pass

1 GHz to 18 GHz, Band I 11ac40 ANT H High channel

No.	Frequency (MHz)	Results (dBuV/m)	Factor (dB)	Limit (dBuV/m)	Over Limit (dB)	Detector	Table (Degree)	Height (cm)	Antenna	Verdict
1	1112.500	44.10	-17.12	74.0	-29.90	Peak	290.00	100	Horizontal	Pass
1**	1112.500	32.60	-17.12	54.0	-21.40	AV	290.00	100	Horizontal	Pass
2	1991.500	48.41	-14.05	68.2	-19.79	Peak	53.00	100	Horizontal	Pass
3	2998.000	46.14	-9.17	68.2	-22.06	Peak	82.00	100	Horizontal	Pass
4	5234.000	102.06	-2.10	---	---	Peak	208.00	100	Horizontal	N/A
4**	5234.000	94.23	-2.10	---	---	AV	208.00	100	Horizontal	N/A
5	11930.750	51.64	5.91	74.0	-22.36	Peak	140.00	100	Horizontal	Pass
5**	11930.750	41.67	5.91	54.0	-12.33	AV	140.00	100	Horizontal	Pass
6	17881.750	59.24	16.75	74.0	-14.76	Peak	283.00	100	Horizontal	Pass
6**	17881.750	49.94	16.75	54.0	-4.06	AV	283.00	100	Horizontal	Pass

1 GHz to 18 GHz, Band I 11ac80 ANT V Middle channel

No.	Frequency (MHz)	Results (dBuV/m)	Factor (dB)	Limit (dBuV/m)	Over Limit (dB)	Detector	Table (Degree)	Height (cm)	Antenna	Verdict
1	1909.500	54.90	-14.35	68.2	-13.30	Peak	5.00	100	Vertical	Pass
2	2993.500	50.79	-9.16	68.2	-17.41	Peak	80.00	100	Vertical	Pass
3	4786.000	54.36	-2.62	74.0	-19.64	Peak	360.00	100	Vertical	Pass
3**	4786.000	36.45	-2.62	54.0	-17.55	AV	360.00	100	Vertical	Pass
4	5219.000	95.39	-1.76	---	---	Peak	42.00	100	Vertical	N/A
4**	5219.000	87.72	-1.76	---	---	AV	42.00	100	Vertical	N/A
5	8999.250	49.54	2.79	68.2	-18.66	Peak	91.00	100	Vertical	Pass
6	13820.000	54.72	10.10	68.2	-13.48	Peak	149.00	100	Vertical	Pass

1 GHz to 18 GHz, Band I 11ac80 ANT H Middle channel

No.	Frequency (MHz)	Results (dBuV/m)	Factor (dB)	Limit (dBuV/m)	Over Limit (dB)	Detector	Table (Degree)	Height (cm)	Antenna	Verdict
1	1335.500	43.44	-15.80	74.0	-30.56	Peak	111.00	100	Horizontal	Pass
1**	1335.500	30.71	-15.80	54.0	-23.29	AV	111.00	100	Horizontal	Pass
2	1785.000	48.91	-15.33	68.2	-19.29	Peak	106.00	100	Horizontal	Pass
3	2995.500	46.03	-9.22	68.2	-22.17	Peak	81.00	100	Horizontal	Pass
4	5225.000	99.98	-2.09	---	---	Peak	205.00	100	Horizontal	N/A
4**	5225.000	92.99	-2.09	---	---	AV	205.00	100	Horizontal	N/A
5	10066.250	50.85	6.33	68.2	-17.35	Peak	112.00	100	Horizontal	Pass
6	14587.250	55.56	12.38	68.2	-12.64	Peak	207.00	100	Horizontal	Pass

1 GHz to 18 GHz, Band IV 11a ANT V Low channel

No.	Frequency (MHz)	Results (dBuV/m)	Factor (dB)	Limit (dBuV/m)	Over Limit (dB)	Detector	Table (Degree)	Height (cm)	Antenna	Verdict
1	1995.500	54.39	-13.86	68.2	-13.81	Peak	150.00	100	Vertical	Pass
2	2997.500	50.81	-9.12	68.2	-17.39	Peak	80.00	100	Vertical	Pass
3	4786.000	55.38	-2.62	74.0	-18.62	Peak	359.00	100	Vertical	Pass
3**	4786.000	36.64	-2.62	54.0	-17.36	AV	359.00	100	Vertical	Pass
4	5749.000	98.75	-0.72	---	---	Peak	45.00	100	Vertical	N/A
4**	5749.000	90.25	-0.72	---	---	AV	45.00	100	Vertical	N/A
5	8993.750	49.55	3.00	68.2	-18.65	Peak	92.00	100	Vertical	Pass
6	14570.750	55.81	11.86	68.2	-12.39	Peak	109.00	100	Vertical	Pass

1 GHz to 18 GHz, Band IV 11a ANT H Low channel

No.	Frequency (MHz)	Results (dBuV/m)	Factor (dB)	Limit (dBuV/m)	Over Limit (dB)	Detector	Table (Degree)	Height (cm)	Antenna	Verdict
1	1334.500	42.55	-15.76	74.0	-31.45	Peak	112.00	100	Horizontal	Pass
1**	1334.500	31.35	-15.76	54.0	-22.65	AV	112.00	100	Horizontal	Pass
2	1784.000	48.75	-15.32	68.2	-19.45	Peak	112.00	100	Horizontal	Pass
3	2994.000	46.78	-9.07	68.2	-21.42	Peak	84.00	100	Horizontal	Pass
4	5749.000	103.69	-0.72	---	---	Peak	201.00	100	Horizontal	N/A
4**	5749.000	95.43	-0.72	---	---	AV	201.00	100	Horizontal	N/A
5	10055.250	50.22	6.12	68.2	-17.98	Peak	107.00	100	Horizontal	Pass
6	17678.250	59.38	15.91	68.2	-8.82	Peak	71.00	100	Horizontal	Pass

1 GHz to 18 GHz, Band IV 11a ANT V Middle channel

No.	Frequency (MHz)	Results (dBuV/m)	Factor (dB)	Limit (dBuV/m)	Over Limit (dB)	Detector	Table (Degree)	Height (cm)	Antenna	Verdict
1	1909.500	55.32	-14.35	68.2	-12.88	Peak	9.00	100	Vertical	Pass
2	2655.500	52.04	-9.85	68.2	-16.16	Peak	21.00	100	Vertical	Pass
3	4787.000	54.26	-2.70	74.0	-19.74	Peak	358.00	100	Vertical	Pass
3**	4787.000	40.27	-2.70	54.0	-13.73	AV	358.00	100	Vertical	Pass
4	5790.000	96.51	-1.48	---	---	Peak	46.00	100	Vertical	N/A
4**	5790.000	88.89	-1.48	---	---	AV	46.00	100	Vertical	N/A
5	8985.500	48.94	3.22	68.2	-19.26	Peak	90.00	100	Vertical	Pass
6	14667.000	56.26	11.51	68.2	-11.94	Peak	1.00	100	Vertical	Pass

1 GHz to 18 GHz, Band IV 11a ANT H Middle channel

No.	Frequency (MHz)	Results (dBuV/m)	Factor (dB)	Limit (dBuV/m)	Over Limit (dB)	Detector	Table (Degree)	Height (cm)	Antenna	Verdict
1	1705.500	45.22	-16.57	74.0	-28.78	Peak	41.00	100	Horizontal	Pass
1**	1705.500	28.15	-16.57	54.0	-25.85	AV	41.00	100	Horizontal	Pass
2	1995.500	46.03	-13.86	68.2	-22.17	Peak	7.00	100	Horizontal	Pass
3	2994.500	45.96	-9.03	68.2	-22.24	Peak	27.00	100	Horizontal	Pass
4	5786.000	103.54	-1.18	---	---	Peak	162.00	100	Horizontal	N/A
4**	5786.000	94.47	-1.18	---	---	AV	162.00	100	Horizontal	N/A
5	9392.500	49.00	4.22	74.0	-25.00	Peak	315.00	100	Horizontal	Pass
5**	9392.500	39.62	4.22	54.0	-14.38	AV	315.00	100	Horizontal	Pass
6	17881.750	60.77	16.75	74.0	-13.23	Peak	272.00	100	Horizontal	Pass
6**	17881.750	49.26	16.75	54.0	-4.74	AV	272.00	100	Horizontal	Pass

1 GHz to 18 GHz, Band IV 11a ANT V High channel

No.	Frequency (MHz)	Results (dBuV/m)	Factor (dB)	Limit (dBuV/m)	Over Limit (dB)	Detector	Table (Degree)	Height (cm)	Antenna	Verdict
1	1908.000	55.33	-14.19	68.2	-12.87	Peak	2.00	100	Vertical	Pass
2	2589.000	53.12	-11.07	68.2	-15.08	Peak	360.00	100	Vertical	Pass
3	4800.000	53.50	-2.35	74.0	-20.50	Peak	0.00	100	Vertical	Pass
3**	4800.000	41.29	-2.35	54.0	-12.71	AV	0.00	100	Vertical	Pass
4	5819.000	98.69	-1.00	---	---	Peak	52.00	100	Vertical	N/A
4**	5819.000	90.83	-1.00	---	---	AV	52.00	100	Vertical	N/A
5	8988.250	49.36	3.18	68.2	-18.84	Peak	99.00	100	Vertical	Pass
6	14559.750	55.69	11.51	68.2	-12.51	Peak	321.00	100	Vertical	Pass

1 GHz to 18 GHz, Band IV 11a ANT H High channel

No.	Frequency (MHz)	Results (dBuV/m)	Factor (dB)	Limit (dBuV/m)	Over Limit (dB)	Detector	Table (Degree)	Height (cm)	Antenna	Verdict
1	1259.000	41.98	-16.24	68.2	-26.22	Peak	119.00	100	Horizontal	Pass
2	1992.000	47.18	-14.01	68.2	-21.02	Peak	0.00	100	Horizontal	Pass
3	3000.000	44.58	-9.13	68.2	-23.62	Peak	22.00	100	Horizontal	Pass
4	5821.000	103.87	-0.86	---	---	Peak	192.00	100	Horizontal	N/A
4**	5821.000	96.66	-0.86	---	---	AV	192.00	100	Horizontal	N/A
5	9285.250	49.09	3.92	68.2	-19.11	Peak	150.00	100	Horizontal	Pass
6	14405.750	56.57	11.50	68.2	-11.63	Peak	57.00	100	Horizontal	Pass

1 GHz to 18 GHz, Band IV 11n20 ANT V Low channel

No.	Frequency (MHz)	Results (dBuV/m)	Factor (dB)	Limit (dBuV/m)	Over Limit (dB)	Detector	Table (Degree)	Height (cm)	Antenna	Verdict
1	1948.000	55.11	-14.03	68.2	-13.09	Peak	0.00	100	Vertical	Pass
2	2998.000	51.64	-9.17	68.2	-16.56	Peak	88.00	100	Vertical	Pass
3	4792.000	53.63	-2.37	74.0	-20.37	Peak	0.00	100	Vertical	Pass
3**	4792.000	41.24	-2.37	54.0	-12.76	AV	0.00	100	Vertical	Pass
4	5751.000	99.55	-0.65	---	---	Peak	45.00	100	Vertical	N/A
4**	5751.000	91.86	-0.65	---	---	AV	45.00	100	Vertical	N/A
5	9147.750	48.97	3.29	74.0	-25.03	Peak	91.00	100	Vertical	Pass
5**	9147.750	38.38	3.29	54.0	-15.62	AV	91.00	100	Vertical	Pass
6	17700.250	59.28	16.17	74.0	-14.72	Peak	266.00	100	Vertical	Pass
6**	17700.250	49.37	16.17	54.0	-4.63	AV	266.00	100	Vertical	Pass

1 GHz to 18 GHz, Band IV 11n20 ANT H Low channel

No.	Frequency (MHz)	Results (dBuV/m)	Factor (dB)	Limit (dBuV/m)	Over Limit (dB)	Detector	Table (Degree)	Height (cm)	Antenna	Verdict
1	1163.000	42.44	-16.77	74.0	-31.56	Peak	32.00	100	Horizontal	Pass
1**	1163.000	25.01	-16.77	54.0	-28.99	AV	32.00	100	Horizontal	Pass
2	1993.000	50.29	-14.22	68.2	-17.91	Peak	113.00	100	Horizontal	Pass
3	2992.500	46.76	-9.18	68.2	-21.44	Peak	24.00	100	Horizontal	Pass
4	5750.000	103.80	-0.65	---	---	Peak	184.00	100	Horizontal	N/A
4**	5750.000	95.65	-0.65	---	---	AV	184.00	100	Horizontal	N/A
5	14584.500	55.22	12.31	68.2	-12.98	Peak	258.00	100	Horizontal	Pass
6	17895.500	60.29	17.30	74.0	-13.71	Peak	199.00	100	Horizontal	Pass
6**	17895.500	49.64	17.30	54.0	-4.36	AV	199.00	100	Horizontal	Pass

1 GHz to 18 GHz, Band IV 11n20 ANT V Middle channel

No.	Frequency (MHz)	Results (dBuV/m)	Factor (dB)	Limit (dBuV/m)	Over Limit (dB)	Detector	Table (Degree)	Height (cm)	Antenna	Verdict
1	1946.500	53.78	-13.97	68.2	-14.42	Peak	4.00	100	Vertical	Pass
2	2999.000	51.60	-9.20	68.2	-16.60	Peak	88.00	100	Vertical	Pass
3	4792.000	53.28	-2.37	74.0	-20.72	Peak	0.00	100	Vertical	Pass
3**	4792.000	41.55	-2.37	54.0	-12.45	AV	0.00	100	Vertical	Pass
4	5783.000	98.27	-1.21	---	---	Peak	51.00	100	Vertical	N/A
4**	5783.000	91.89	-1.21	---	---	AV	51.00	100	Vertical	N/A
5	8999.250	50.56	2.79	68.2	-17.64	Peak	38.00	100	Vertical	Pass
6	14584.500	55.78	12.31	68.2	-12.42	Peak	305.00	100	Vertical	Pass

1 GHz to 18 GHz, Band IV 11n20 ANT H Middle channel

No.	Frequency (MHz)	Results (dBuV/m)	Factor (dB)	Limit (dBuV/m)	Over Limit (dB)	Detector	Table (Degree)	Height (cm)	Antenna	Verdict
1	1332.500	42.94	-15.84	74.0	-31.06	Peak	122.00	100	Horizontal	Pass
1**	1332.500	28.37	-15.84	54.0	-25.63	AV	122.00	100	Horizontal	Pass
2	1783.000	45.92	-15.30	68.2	-22.28	Peak	195.00	100	Horizontal	Pass
3	2992.000	46.93	-9.08	68.2	-21.27	Peak	17.00	100	Horizontal	Pass
4	5779.000	102.58	-1.26	---	---	Peak	191.00	100	Horizontal	N/A
4**	5779.000	95.79	-1.26	---	---	AV	191.00	100	Horizontal	N/A
5	10619.000	51.13	7.22	74.0	-22.87	Peak	252.00	100	Horizontal	Pass
5**	10619.000	40.80	7.22	54.0	-13.20	AV	252.00	100	Horizontal	Pass
6	17903.749	59.31	17.26	74.0	-14.69	Peak	190.00	100	Horizontal	Pass
6**	17903.749	49.45	17.26	54.0	-4.55	AV	190.00	100	Horizontal	Pass

1 GHz to 18 GHz, Band IV 11n20 ANT V High channel

No.	Frequency (MHz)	Results (dBuV/m)	Factor (dB)	Limit (dBuV/m)	Over Limit (dB)	Detector	Table (Degree)	Height (cm)	Antenna	Verdict
1	1911.000	56.44	-14.44	68.2	-11.76	Peak	13.00	100	Vertical	Pass
2	2998.000	51.32	-9.17	68.2	-16.88	Peak	84.00	100	Vertical	Pass
3	4793.000	53.89	-2.35	74.0	-20.11	Peak	0.00	100	Vertical	Pass
3**	4793.000	41.31	-2.35	54.0	-12.69	AV	0.00	100	Vertical	Pass
4	5822.000	98.53	-1.07	---	---	Peak	51.00	100	Vertical	N/A
4**	5822.000	91.80	-1.07	---	---	AV	51.00	100	Vertical	N/A
5	8988.250	49.89	3.18	68.2	-18.31	Peak	93.00	100	Vertical	Pass
6	14579.000	55.13	12.16	68.2	-13.07	Peak	102.00	100	Vertical	Pass

1 GHz to 18 GHz, Band IV 11n20 ANT H High channel

No.	Frequency (MHz)	Results (dBuV/m)	Factor (dB)	Limit (dBuV/m)	Over Limit (dB)	Detector	Table (Degree)	Height (cm)	Antenna	Verdict
1	1335.000	41.46	-15.73	74.0	-32.54	Peak	22.00	100	Horizontal	Pass
1**	1335.000	31.48	-15.73	54.0	-22.52	AV	22.00	100	Horizontal	Pass
2	2039.000	45.94	-14.10	68.2	-22.26	Peak	13.00	100	Horizontal	Pass
3	2994.000	46.16	-9.07	68.2	-22.04	Peak	13.00	100	Horizontal	Pass
4	5821.000	103.67	-0.86	---	---	Peak	188.00	100	Horizontal	N/A
4**	5821.000	96.34	-0.86	---	---	AV	188.00	100	Horizontal	N/A
5	10946.250	51.00	7.37	74.0	-23.00	Peak	0.00	100	Horizontal	Pass
5**	10946.250	42.11	7.37	54.0	-11.89	AV	0.00	100	Horizontal	Pass
6	17257.501	59.19	13.18	68.2	-9.01	Peak	65.00	100	Horizontal	Pass

1 GHz to 18 GHz, Band IV 11n40 ANT V Low channel

No.	Frequency (MHz)	Results (dBuV/m)	Factor (dB)	Limit (dBuV/m)	Over Limit (dB)	Detector	Table (Degree)	Height (cm)	Antenna	Verdict
1	1935.500	53.13	-14.87	68.2	-15.07	Peak	8.00	100	Vertical	Pass
2	2991.500	51.34	-9.05	68.2	-16.86	Peak	86.00	100	Vertical	Pass
3	4794.000	53.16	-2.35	74.0	-20.84	Peak	0.00	100	Vertical	Pass
3**	4794.000	41.05	-2.35	54.0	-12.95	AV	0.00	100	Vertical	Pass
4	5751.000	97.03	-0.65	---	---	Peak	53.00	100	Vertical	N/A
4**	5751.000	85.21	-0.65	---	---	AV	53.00	100	Vertical	N/A
5	8999.250	49.76	2.79	68.2	-18.44	Peak	89.00	100	Vertical	Pass
6	14590.000	55.41	12.45	68.2	-12.79	Peak	208.00	100	Vertical	Pass

1 GHz to 18 GHz, Band IV 11n40 ANT H Low channel

No.	Frequency (MHz)	Results (dBuV/m)	Factor (dB)	Limit (dBuV/m)	Over Limit (dB)	Detector	Table (Degree)	Height (cm)	Antenna	Verdict
1	1336.500	44.00	-15.83	74.0	-30.00	Peak	344.00	100	Horizontal	Pass
1**	1336.500	29.56	-15.83	54.0	-24.44	AV	344.00	100	Horizontal	Pass
2	1871.000	46.59	-14.68	68.2	-21.61	Peak	75.00	100	Horizontal	Pass
3	2999.000	46.64	-9.20	68.2	-21.56	Peak	25.00	100	Horizontal	Pass
4	5760.000	101.97	-0.72	---	---	Peak	185.00	100	Horizontal	N/A
4**	5760.000	95.18	-0.72	---	---	AV	185.00	100	Horizontal	N/A
5	10778.500	50.36	7.44	74.0	-23.64	Peak	237.00	100	Horizontal	Pass
5**	10778.500	41.47	7.44	54.0	-12.53	AV	237.00	100	Horizontal	Pass
6	14502.000	56.24	12.32	68.2	-11.96	Peak	96.00	100	Horizontal	Pass

1 GHz to 18 GHz, Band IV 11n40 ANT V High channel

No.	Frequency (MHz)	Results (dBuV/m)	Factor (dB)	Limit (dBuV/m)	Over Limit (dB)	Detector	Table (Degree)	Height (cm)	Antenna	Verdict
1	1991.000	54.29	-14.08	68.2	-13.91	Peak	153.00	100	Vertical	Pass
2	2992.500	51.52	-9.18	68.2	-16.68	Peak	91.00	100	Vertical	Pass
3	4789.000	53.12	-2.66	74.0	-20.88	Peak	0.00	100	Vertical	Pass
3**	4789.000	41.48	-2.66	54.0	-12.52	AV	0.00	100	Vertical	Pass
4	5807.000	96.12	-1.19	---	---	Peak	47.00	100	Vertical	N/A
4**	5807.000	88.63	-1.19	---	---	AV	47.00	100	Vertical	N/A
5	8999.250	49.35	2.79	68.2	-18.85	Peak	98.00	100	Vertical	Pass
6	14430.500	55.47	10.67	68.2	-12.73	Peak	25.00	100	Vertical	Pass

1 GHz to 18 GHz, Band IV 11n40 ANT H High channel

No.	Frequency (MHz)	Results (dBuV/m)	Factor (dB)	Limit (dBuV/m)	Over Limit (dB)	Detector	Table (Degree)	Height (cm)	Antenna	Verdict
1	1258.500	42.36	-16.24	68.2	-25.84	Peak	26.00	100	Horizontal	Pass
2	1783.000	46.94	-15.30	68.2	-21.26	Peak	253.00	100	Horizontal	Pass
3	2994.500	46.44	-9.03	68.2	-21.76	Peak	26.00	100	Horizontal	Pass
4	5799.000	101.33	-1.05	---	---	Peak	196.00	100	Horizontal	N/A
4**	5799.000	94.11	-1.05	---	---	AV	196.00	100	Horizontal	N/A
5	10652.000	51.31	6.91	74.0	-22.69	Peak	145.00	100	Horizontal	Pass
5**	10652.000	40.72	6.91	54.0	-13.28	AV	145.00	100	Horizontal	Pass
6	14612.000	55.78	12.21	68.2	-12.42	Peak	275.00	100	Horizontal	Pass

1 GHz to 18 GHz, Band IV 11ac20 ANT V Low channel

No.	Frequency (MHz)	Results (dBuV/m)	Factor (dB)	Limit (dBuV/m)	Over Limit (dB)	Detector	Table (Degree)	Height (cm)	Antenna	Verdict
1	1865.000	56.10	-14.77	68.2	-12.10	Peak	15.00	100	Vertical	Pass
2	2655.000	51.47	-10.04	68.2	-16.73	Peak	3.00	100	Vertical	Pass
3	4792.000	52.61	-2.37	74.0	-21.39	Peak	0.00	100	Vertical	Pass
3**	4792.000	41.57	-2.37	54.0	-12.43	AV	0.00	100	Vertical	Pass
4	5743.000	95.72	-1.63	---	---	Peak	47.00	100	Vertical	N/A
4**	5743.000	88.84	-1.63	---	---	AV	47.00	100	Vertical	N/A
5	8974.500	49.88	3.29	68.2	-18.32	Peak	96.00	100	Vertical	Pass
6	14557.000	55.09	11.48	68.2	-13.11	Peak	213.00	100	Vertical	Pass

1 GHz to 18 GHz, Band IV 11ac20 ANT H Low channel

No.	Frequency (MHz)	Results (dBuV/m)	Factor (dB)	Limit (dBuV/m)	Over Limit (dB)	Detector	Table (Degree)	Height (cm)	Antenna	Verdict
1	1110.500	43.38	-17.04	74.0	-30.62	Peak	286.00	100	Horizontal	Pass
1**	1110.500	29.02	-17.04	54.0	-24.98	AV	286.00	100	Horizontal	Pass
2	1959.500	48.83	-14.62	68.2	-19.37	Peak	116.00	100	Horizontal	Pass
3	2999.000	46.63	-9.20	68.2	-21.57	Peak	24.00	100	Horizontal	Pass
4	5740.000	101.48	-1.91	---	---	Peak	191.00	100	Horizontal	N/A
4**	5740.000	93.40	-1.91	---	---	AV	191.00	100	Horizontal	N/A
5	8075.250	47.64	1.99	74.0	-26.36	Peak	120.00	100	Horizontal	Pass
5**	8075.250	37.96	1.99	54.0	-16.04	AV	120.00	100	Horizontal	Pass
6	14400.250	56.35	11.78	68.2	-11.85	Peak	29.00	100	Horizontal	Pass

1 GHz to 18 GHz, Band IV 11ac20 ANT V Middle channel

No.	Frequency (MHz)	Results (dBuV/m)	Factor (dB)	Limit (dBuV/m)	Over Limit (dB)	Detector	Table (Degree)	Height (cm)	Antenna	Verdict
1	1951.000	55.10	-14.28	68.2	-13.10	Peak	360.00	100	Vertical	Pass
2	2656.500	52.14	-9.96	68.2	-16.06	Peak	23.00	100	Vertical	Pass
3	4793.000	53.49	-2.35	74.0	-20.51	Peak	4.00	100	Vertical	Pass
3**	4793.000	41.51	-2.35	54.0	-12.49	AV	4.00	100	Vertical	Pass
4	5783.000	95.37	-1.21	---	---	Peak	48.00	100	Vertical	N/A
4**	5783.000	88.29	-1.21	---	---	AV	48.00	100	Vertical	N/A
5	8974.500	50.73	3.29	68.2	-17.47	Peak	102.00	100	Vertical	Pass
6	14567.999	56.45	11.77	68.2	-11.75	Peak	106.00	100	Vertical	Pass

1 GHz to 18 GHz, Band IV 11ac20 ANT H Middle channel

No.	Frequency (MHz)	Results (dBuV/m)	Factor (dB)	Limit (dBuV/m)	Over Limit (dB)	Detector	Table (Degree)	Height (cm)	Antenna	Verdict
1	1110.000	40.51	-16.94	74.0	-33.49	Peak	287.00	100	Horizontal	Pass
1**	1110.000	28.12	-16.94	54.0	-25.88	AV	287.00	100	Horizontal	Pass
2	1698.000	47.79	-16.16	74.0	-26.21	Peak	47.00	100	Horizontal	Pass
2**	1698.000	27.91	-16.16	54.0	-26.09	AV	47.00	100	Horizontal	Pass
3	2996.500	46.65	-9.13	68.2	-21.55	Peak	16.00	100	Horizontal	Pass
4	5782.000	100.08	-1.19	---	---	Peak	191.00	100	Horizontal	N/A
4**	5782.000	93.35	-1.19	---	---	AV	191.00	100	Horizontal	N/A
5	10363.250	50.16	7.22	68.2	-18.04	Peak	332.00	100	Horizontal	Pass
6	14573.500	56.68	11.96	68.2	-11.52	Peak	153.00	100	Horizontal	Pass

1 GHz to 18 GHz, Band IV 11ac20 ANT V High channel

No.	Frequency (MHz)	Results (dBuV/m)	Factor (dB)	Limit (dBuV/m)	Over Limit (dB)	Detector	Table (Degree)	Height (cm)	Antenna	Verdict
1	1908.500	55.66	-14.27	68.2	-12.54	Peak	1.00	100	Vertical	Pass
2	2657.500	52.91	-10.10	68.2	-15.29	Peak	27.00	100	Vertical	Pass
3	4984.000	57.79	-2.01	74.0	-16.21	Peak	360.00	100	Vertical	Pass
3**	4984.000	39.30	-2.01	54.0	-14.70	AV	360.00	100	Vertical	Pass
4	5823.000	96.52	-0.88	---	---	Peak	47.00	100	Vertical	N/A
4**	5823.000	88.26	-0.88	---	---	AV	47.00	100	Vertical	N/A
5	8985.500	50.14	3.22	68.2	-18.06	Peak	93.00	100	Vertical	Pass
6	14584.500	56.21	12.31	68.2	-11.99	Peak	89.00	100	Vertical	Pass

1 GHz to 18 GHz, Band IV 11ac20 ANT H High channel

No.	Frequency (MHz)	Results (dBuV/m)	Factor (dB)	Limit (dBuV/m)	Over Limit (dB)	Detector	Table (Degree)	Height (cm)	Antenna	Verdict
1	1708.000	45.85	-16.12	74.0	-28.15	Peak	31.00	100	Horizontal	Pass
1**	1708.000	29.37	-16.12	54.0	-24.63	AV	31.00	100	Horizontal	Pass
2	1949.500	48.99	-14.21	68.2	-19.21	Peak	108.00	100	Horizontal	Pass
3	2994.000	46.39	-9.07	68.2	-21.81	Peak	17.00	100	Horizontal	Pass
4	5822.000	101.47	-1.07	---	---	Peak	195.00	100	Horizontal	N/A
4**	5822.000	93.16	-1.07	---	---	AV	195.00	100	Horizontal	N/A
5	11496.250	51.23	7.67	74.0	-22.77	Peak	309.00	100	Horizontal	Pass
5**	11496.250	41.36	7.67	54.0	-12.64	AV	309.00	100	Horizontal	Pass
6	14587.250	56.03	12.38	68.2	-12.17	Peak	164.00	100	Horizontal	Pass

1 GHz to 18 GHz, Band IV 11ac40 ANT V Low channel

No.	Frequency (MHz)	Results (dBuV/m)	Factor (dB)	Limit (dBuV/m)	Over Limit (dB)	Detector	Table (Degree)	Height (cm)	Antenna	Verdict
1	1908.000	55.41	-14.19	68.2	-12.79	Peak	12.00	100	Vertical	Pass
2	2655.000	52.57	-10.04	68.2	-15.63	Peak	7.00	100	Vertical	Pass
3	4797.000	53.86	-2.41	74.0	-20.14	Peak	360.00	100	Vertical	Pass
3**	4797.000	41.68	-2.41	54.0	-12.32	AV	360.00	100	Vertical	Pass
4	5752.000	94.91	-0.73	---	---	Peak	48.00	100	Vertical	N/A
4**	5752.000	88.45	-0.73	---	---	AV	48.00	100	Vertical	N/A
5	8988.250	49.95	3.18	68.2	-18.25	Peak	93.00	100	Vertical	Pass
6	14581.750	56.83	12.24	68.2	-11.37	Peak	1.00	100	Vertical	Pass

1 GHz to 18 GHz, Band IV 11ac40 ANT H Low channel

No.	Frequency (MHz)	Results (dBuV/m)	Factor (dB)	Limit (dBuV/m)	Over Limit (dB)	Detector	Table (Degree)	Height (cm)	Antenna	Verdict
1	1705.500	47.04	-16.57	74.0	-26.96	Peak	38.00	100	Horizontal	Pass
1**	1705.500	27.92	-16.57	54.0	-26.08	AV	38.00	100	Horizontal	Pass
2	1992.000	47.73	-14.01	68.2	-20.47	Peak	116.00	100	Horizontal	Pass
3	2993.500	46.32	-9.16	68.2	-21.88	Peak	104.00	100	Horizontal	Pass
4	5749.000	100.02	-0.72	---	---	Peak	188.00	100	Horizontal	N/A
4**	5749.000	91.32	-0.72	---	---	AV	188.00	100	Horizontal	N/A
5	9315.500	48.64	4.53	74.0	-25.36	Peak	313.00	100	Horizontal	Pass
5**	9315.500	39.22	4.53	54.0	-14.78	AV	313.00	100	Horizontal	Pass
6	14590.000	55.88	12.45	68.2	-12.32	Peak	2.00	100	Horizontal	Pass

1 GHz to 18 GHz, Band IV 11ac40 ANT V High channel

No.	Frequency (MHz)	Results (dBuV/m)	Factor (dB)	Limit (dBuV/m)	Over Limit (dB)	Detector	Table (Degree)	Height (cm)	Antenna	Verdict
1	1829.500	54.13	-15.35	68.2	-14.07	Peak	14.00	100	Vertical	Pass
2	2655.500	52.34	-9.85	68.2	-15.86	Peak	26.00	100	Vertical	Pass
3	4787.000	54.17	-2.70	74.0	-19.83	Peak	2.00	100	Vertical	Pass
3**	4787.000	39.39	-2.70	54.0	-14.61	AV	2.00	100	Vertical	Pass
4	5799.000	94.10	-1.05	---	---	Peak	51.00	100	Vertical	N/A
4**	5799.000	87.52	-1.05	---	---	AV	51.00	100	Vertical	N/A
5	8999.250	49.86	2.79	68.2	-18.34	Peak	94.00	100	Vertical	Pass
6	14567.999	55.89	11.77	68.2	-12.31	Peak	223.00	100	Vertical	Pass

1 GHz to 18 GHz, Band IV 11ac40 ANT H High channel

No.	Frequency (MHz)	Results (dBuV/m)	Factor (dB)	Limit (dBuV/m)	Over Limit (dB)	Detector	Table (Degree)	Height (cm)	Antenna	Verdict
1	1258.500	43.88	-16.24	68.2	-24.32	Peak	22.00	100	Horizontal	Pass
2	1994.000	46.41	-13.75	68.2	-21.79	Peak	41.00	100	Horizontal	Pass
3	2994.500	46.13	-9.03	68.2	-22.07	Peak	85.00	100	Horizontal	Pass
4	5798.000	98.51	-1.10	---	---	Peak	193.00	100	Horizontal	N/A
4**	5798.000	92.14	-1.10	---	---	AV	193.00	100	Horizontal	N/A
5	8757.250	48.00	3.00	68.2	-20.20	Peak	1.00	100	Horizontal	Pass
6	17898.250	59.16	17.43	74.0	-14.84	Peak	209.00	100	Horizontal	Pass
6**	17898.250	50.44	17.43	54.0	-3.56	AV	209.00	100	Horizontal	Pass

1 GHz to 18 GHz, Band IV 11ac80 ANT V Middle channel

No.	Frequency (MHz)	Results (dBuV/m)	Factor (dB)	Limit (dBuV/m)	Over Limit (dB)	Detector	Table (Degree)	Height (cm)	Antenna	Verdict
1	1948.000	56.01	-14.03	68.2	-12.19	Peak	359.00	100	Vertical	Pass
2	2996.000	51.74	-9.03	68.2	-16.46	Peak	82.00	100	Vertical	Pass
3	4800.000	53.41	-2.35	74.0	-20.59	Peak	0.00	100	Vertical	Pass
3**	4800.000	40.87	-2.35	54.0	-13.13	AV	0.00	100	Vertical	Pass
4	5754.000	91.70	-0.70	---	---	Peak	50.00	100	Vertical	N/A
4**	5754.000	85.18	-0.70	---	---	AV	50.00	100	Vertical	N/A
5	8974.500	50.10	3.29	68.2	-18.10	Peak	96.00	100	Vertical	Pass
6	14584.500	56.43	12.31	68.2	-11.77	Peak	349.00	100	Vertical	Pass

1 GHz to 18 GHz, Band IV 11ac80 ANT H Middle channel

No.	Frequency (MHz)	Results (dBuV/m)	Factor (dB)	Limit (dBuV/m)	Over Limit (dB)	Detector	Table (Degree)	Height (cm)	Antenna	Verdict
1	1707.000	48.91	-16.20	74.0	-25.09	Peak	47.00	100	Horizontal	Pass
1**	1707.000	27.07	-16.20	54.0	-26.93	AV	47.00	100	Horizontal	Pass
2	1995.000	48.08	-13.89	68.2	-20.12	Peak	123.00	100	Horizontal	Pass
3	2995.000	46.30	-9.17	68.2	-21.90	Peak	82.00	100	Horizontal	Pass
4	5751.000	96.93	-0.65	---	---	Peak	185.00	100	Horizontal	N/A
4**	5751.000	89.10	-0.65	---	---	AV	185.00	100	Horizontal	N/A
5	10082.750	49.72	6.43	68.2	-18.48	Peak	128.00	100	Horizontal	Pass
6	16691.000	56.83	12.94	68.2	-11.37	Peak	193.00	100	Horizontal	Pass

MIMO-ANT A+B

1 GHz to 18 GHz, Band I 11n20 ANT V Low channel

No.	Frequency (MHz)	Results (dBuV/m)	Factor (dB)	Limit (dBuV/m)	Over Limit (dB)	Detector	Table (Degree)	Height (cm)	Antenna	Verdict
1	1950.500	55.76	-14.28	68.2	-12.44	Peak	13.00	100	Vertical	Pass
2	2657.500	52.32	-10.10	68.2	-15.88	Peak	21.00	100	Vertical	Pass
3	4788.000	53.38	-2.76	74.0	-20.62	Peak	0.00	100	Vertical	Pass
3**	4788.000	41.87	-2.76	54.0	-12.13	AV	0.00	100	Vertical	Pass
4	5187.000	103.18	-2.05	---	---	Peak	44.00	100	Vertical	N/A
4**	5187.000	95.48	-2.05	---	---	AV	44.00	100	Vertical	N/A
5	10077.250	50.72	6.49	68.2	-17.48	Peak	204.00	100	Vertical	Pass
6	14414.000	55.25	11.13	68.2	-12.95	Peak	360.00	100	Vertical	Pass

1 GHz to 18 GHz, Band I 11n20 ANT H Low channel

No.	Frequency (MHz)	Results (dBuV/m)	Factor (dB)	Limit (dBuV/m)	Over Limit (dB)	Detector	Table (Degree)	Height (cm)	Antenna	Verdict
1	1262.500	43.42	-16.27	68.2	-24.78	Peak	117.00	100	Horizontal	Pass
2	1950.500	49.06	-14.28	68.2	-19.14	Peak	86.00	100	Horizontal	Pass
3	2998.500	46.23	-9.20	68.2	-21.97	Peak	86.00	100	Horizontal	Pass
4	5178.000	104.72	-1.95	---	---	Peak	201.00	100	Horizontal	N/A
4**	5178.000	95.87	-1.95	---	---	AV	201.00	100	Horizontal	N/A
5	11372.500	51.60	6.73	74.0	-22.40	Peak	73.00	100	Horizontal	Pass
5**	11372.500	41.83	6.73	54.0	-12.17	AV	73.00	100	Horizontal	Pass
6	17878.999	59.06	16.66	74.0	-14.94	Peak	270.00	100	Horizontal	Pass
6**	17878.999	50.65	16.66	54.0	-3.35	AV	270.00	100	Horizontal	Pass

1 GHz to 18 GHz, Band I 11n20 ANT V Middle channel

No.	Frequency (MHz)	Results (dBuV/m)	Factor (dB)	Limit (dBuV/m)	Over Limit (dB)	Detector	Table (Degree)	Height (cm)	Antenna	Verdict
1	1912.000	54.47	-14.26	68.2	-13.73	Peak	12.00	100	Vertical	Pass
2	2655.500	50.79	-9.85	68.2	-17.41	Peak	360.00	100	Vertical	Pass
3	4793.000	53.90	-2.35	74.0	-20.10	Peak	2.00	100	Vertical	Pass
3**	4793.000	41.30	-2.35	54.0	-12.70	AV	2.00	100	Vertical	Pass
4	5226.000	103.42	-1.92	---	---	Peak	51.00	100	Vertical	N/A
4**	5226.000	95.43	-1.92	---	---	AV	51.00	100	Vertical	N/A
5	8977.250	49.46	3.30	68.2	-18.74	Peak	100.00	100	Vertical	Pass
6	17895.500	59.45	17.30	74.0	-14.55	Peak	60.00	100	Vertical	Pass
6**	17895.500	49.50	17.30	54.0	-4.50	AV	60.00	100	Vertical	Pass

1 GHz to 18 GHz, Band I 11n20 ANT H Middle channel

No.	Frequency (MHz)	Results (dBuV/m)	Factor (dB)	Limit (dBuV/m)	Over Limit (dB)	Detector	Table (Degree)	Height (cm)	Antenna	Verdict
1	1332.000	42.40	-15.81	74.0	-31.60	Peak	122.00	100	Horizontal	Pass
1**	1332.000	32.59	-15.81	54.0	-21.41	AV	122.00	100	Horizontal	Pass
2	1911.000	50.67	-14.44	68.2	-17.53	Peak	122.00	100	Horizontal	Pass
3	2996.000	46.12	-9.03	68.2	-22.08	Peak	83.00	100	Horizontal	Pass
4	5215.000	102.97	-1.64	---	---	Peak	311.00	100	Horizontal	N/A
4**	5215.000	96.85	-1.64	---	---	AV	311.00	100	Horizontal	N/A
5	10069.000	49.74	6.42	68.2	-18.46	Peak	222.00	100	Horizontal	Pass
6	14570.750	56.03	11.86	68.2	-12.17	Peak	205.00	100	Horizontal	Pass

1 GHz to 18 GHz, Band I 11n20 ANT V High channel

No.	Frequency (MHz)	Results (dBuV/m)	Factor (dB)	Limit (dBuV/m)	Over Limit (dB)	Detector	Table (Degree)	Height (cm)	Antenna	Verdict
1	1947.500	54.91	-13.95	68.2	-13.29	Peak	4.00	100	Vertical	Pass
2	2994.000	51.28	-9.07	68.2	-16.92	Peak	88.00	100	Vertical	Pass
3	4786.000	53.42	-2.62	74.0	-20.58	Peak	4.00	100	Vertical	Pass
3**	4786.000	36.51	-2.62	54.0	-17.49	AV	4.00	100	Vertical	Pass
4	5244.000	102.83	-2.61	---	---	Peak	47.00	100	Vertical	N/A
4**	5244.000	91.78	-2.61	---	---	AV	47.00	100	Vertical	N/A
5	8993.750	49.89	3.00	68.2	-18.31	Peak	90.00	100	Vertical	Pass
6	14601.000	55.61	12.44	68.2	-12.59	Peak	273.00	100	Vertical	Pass

1 GHz to 18 GHz, Band I 11n20 ANT H High channel

No.	Frequency (MHz)	Results (dBuV/m)	Factor (dB)	Limit (dBuV/m)	Over Limit (dB)	Detector	Table (Degree)	Height (cm)	Antenna	Verdict
1	1335.500	42.60	-15.80	74.0	-31.40	Peak	120.00	100	Horizontal	Pass
1**	1335.500	29.82	-15.80	54.0	-24.18	AV	120.00	100	Horizontal	Pass
2	1912.000	50.15	-14.26	68.2	-18.05	Peak	120.00	100	Horizontal	Pass
3	2996.000	46.69	-9.03	68.2	-21.51	Peak	84.00	100	Horizontal	Pass
4	5233.000	102.98	-2.01	---	---	Peak	295.00	100	Horizontal	N/A
4**	5233.000	96.45	-2.01	---	---	AV	295.00	100	Horizontal	N/A
5	8845.250	47.53	3.10	68.2	-20.67	Peak	42.00	100	Horizontal	Pass
6	14584.500	55.69	12.31	68.2	-12.51	Peak	187.00	100	Horizontal	Pass

1 GHz to 18 GHz, Band I 11n40 ANT V Low channel

No.	Frequency (MHz)	Results (dBuV/m)	Factor (dB)	Limit (dBuV/m)	Over Limit (dB)	Detector	Table (Degree)	Height (cm)	Antenna	Verdict
1	1908.500	54.95	-14.27	68.2	-13.25	Peak	13.00	100	Vertical	Pass
2	2993.500	50.86	-9.16	68.2	-17.34	Peak	85.00	100	Vertical	Pass
3	4786.000	53.91	-2.62	74.0	-20.09	Peak	0.00	100	Vertical	Pass
3**	4786.000	35.94	-2.62	54.0	-18.06	AV	0.00	100	Vertical	Pass
4	5187.000	101.15	-2.05	---	---	Peak	45.00	100	Vertical	N/A
4**	5187.000	93.84	-2.05	---	---	AV	45.00	100	Vertical	N/A
5	8974.500	51.45	3.29	68.2	-16.75	Peak	106.00	100	Vertical	Pass
6	17430.749	58.35	13.93	68.2	-9.85	Peak	217.00	100	Vertical	Pass

1 GHz to 18 GHz, Band I 11n40 ANT H Low channel

No.	Frequency (MHz)	Results (dBuV/m)	Factor (dB)	Limit (dBuV/m)	Over Limit (dB)	Detector	Table (Degree)	Height (cm)	Antenna	Verdict
1	1335.500	41.69	-15.80	74.0	-32.31	Peak	114.00	100	Horizontal	Pass
1**	1335.500	29.55	-15.80	54.0	-24.45	AV	114.00	100	Horizontal	Pass
2	1994.500	47.89	-13.96	68.2	-20.31	Peak	86.00	100	Horizontal	Pass
3	3000.000	43.93	-9.13	68.2	-24.27	Peak	0.00	100	Horizontal	Pass
4	5179.000	102.40	-1.96	---	---	Peak	201.00	100	Horizontal	N/A
4**	5179.000	94.66	-1.96	---	---	AV	201.00	100	Horizontal	N/A
5	10371.500	50.97	6.94	68.2	-17.23	Peak	0.00	100	Horizontal	Pass
6	17683.751	59.09	15.96	68.2	-9.11	Peak	118.00	100	Horizontal	Pass

1 GHz to 18 GHz, Band I 11n40 ANT V High channel

No.	Frequency (MHz)	Results (dBuV/m)	Factor (dB)	Limit (dBuV/m)	Over Limit (dB)	Detector	Table (Degree)	Height (cm)	Antenna	Verdict
1	1915.500	53.69	-14.56	68.2	-14.51	Peak	360.00	100	Vertical	Pass
2	2993.000	50.87	-9.20	68.2	-17.33	Peak	91.00	100	Vertical	Pass
3	4786.000	53.36	-2.62	74.0	-20.64	Peak	0.00	100	Vertical	Pass
3**	4786.000	36.03	-2.62	54.0	-17.97	AV	0.00	100	Vertical	Pass
4	5229.000	102.68	-1.99	---	---	Peak	49.00	100	Vertical	N/A
4**	5229.000	91.76	-1.99	---	---	AV	49.00	100	Vertical	N/A
5	8974.500	51.17	3.29	68.2	-17.03	Peak	101.00	100	Vertical	Pass
6	13883.250	54.40	9.29	68.2	-13.80	Peak	344.00	100	Vertical	Pass

1 GHz to 18 GHz, Band I 11n40 ANT H High channel

No.	Frequency (MHz)	Results (dBuV/m)	Factor (dB)	Limit (dBuV/m)	Over Limit (dB)	Detector	Table (Degree)	Height (cm)	Antenna	Verdict
1	1661.000	47.15	-16.45	74.0	-26.85	Peak	360.00	100	Horizontal	Pass
1**	1661.000	26.77	-16.45	54.0	-27.23	AV	360.00	100	Horizontal	Pass
2	1996.000	47.91	-14.01	68.2	-20.29	Peak	157.00	100	Horizontal	Pass
3	2993.000	47.16	-9.20	68.2	-21.04	Peak	85.00	100	Horizontal	Pass
4	5227.000	102.61	-1.94	---	---	Peak	294.00	100	Horizontal	N/A
4**	5227.000	95.46	-1.94	---	---	AV	294.00	100	Horizontal	N/A
5	10393.500	50.34	7.02	68.2	-17.86	Peak	314.00	100	Horizontal	Pass
6	17727.750	59.36	15.97	74.0	-14.64	Peak	185.00	100	Horizontal	Pass
6**	17727.750	48.37	15.97	54.0	-5.63	AV	185.00	100	Horizontal	Pass

1 GHz to 18 GHz, Band I 11ac20 ANT V Low channel

No.	Frequency (MHz)	Results (dBuV/m)	Factor (dB)	Limit (dBuV/m)	Over Limit (dB)	Detector	Table (Degree)	Height (cm)	Antenna	Verdict
1	1664.500	50.71	-16.48	74.0	-23.29	Peak	360.00	100	Vertical	Pass
1**	1664.500	28.79	-16.48	54.0	-25.21	AV	360.00	100	Vertical	Pass
2	1993.000	54.86	-14.22	68.2	-13.34	Peak	157.00	100	Vertical	Pass
3	4799.000	52.60	-2.55	74.0	-21.40	Peak	360.00	100	Vertical	Pass
3**	4799.000	39.92	-2.55	54.0	-14.08	AV	360.00	100	Vertical	Pass
4	5177.000	95.61	-1.62	---	---	Peak	113.00	100	Vertical	N/A
4**	5177.000	88.94	-1.62	---	---	AV	113.00	100	Vertical	N/A
5	8999.250	50.44	2.79	68.2	-17.76	Peak	89.00	100	Vertical	Pass
6	16732.250	56.42	12.16	68.2	-11.78	Peak	206.00	100	Vertical	Pass

1 GHz to 18 GHz, Band I 11ac20 ANT H Low channel

No.	Frequency (MHz)	Results (dBuV/m)	Factor (dB)	Limit (dBuV/m)	Over Limit (dB)	Detector	Table (Degree)	Height (cm)	Antenna	Verdict
1	1163.000	43.18	-16.77	74.0	-30.82	Peak	151.00	100	Horizontal	Pass
1**	1163.000	25.28	-16.77	54.0	-28.72	AV	151.00	100	Horizontal	Pass
2	1709.000	48.02	-16.19	74.0	-25.98	Peak	161.00	100	Horizontal	Pass
2**	1709.000	29.34	-16.19	54.0	-24.66	AV	161.00	100	Horizontal	Pass
3	2993.000	46.56	-9.20	68.2	-21.64	Peak	90.00	100	Horizontal	Pass
4	5183.000	102.14	-1.95	---	---	Peak	189.00	100	Horizontal	N/A
4**	5183.000	94.86	-1.95	---	---	AV	189.00	100	Horizontal	N/A
5	10066.250	49.59	6.33	68.2	-18.61	Peak	73.00	100	Horizontal	Pass
6	17903.749	58.69	17.26	74.0	-15.31	Peak	150.00	100	Horizontal	Pass
6**	17903.749	49.38	17.26	54.0	-4.62	AV	150.00	100	Horizontal	Pass

1 GHz to 18 GHz, Band I 11ac20 ANT V Middle channel

No.	Frequency (MHz)	Results (dBuV/m)	Factor (dB)	Limit (dBuV/m)	Over Limit (dB)	Detector	Table (Degree)	Height (cm)	Antenna	Verdict
1	1708.000	51.78	-16.12	74.0	-22.22	Peak	320.00	100	Vertical	Pass
1**	1708.000	32.63	-16.12	54.0	-21.37	AV	320.00	100	Vertical	Pass
2	2992.500	49.75	-9.18	68.2	-18.45	Peak	89.00	100	Vertical	Pass
3	4793.000	53.44	-2.35	74.0	-20.56	Peak	360.00	100	Vertical	Pass
3**	4793.000	41.31	-2.35	54.0	-12.69	AV	360.00	100	Vertical	Pass
4	5226.000	96.77	-1.92	---	---	Peak	39.00	100	Vertical	N/A
4**	5226.000	88.69	-1.92	---	---	AV	39.00	100	Vertical	N/A
5	8977.250	49.76	3.30	68.2	-18.44	Peak	95.00	100	Vertical	Pass
6	17890.001	58.58	17.05	74.0	-15.42	Peak	286.00	100	Vertical	Pass
6**	17890.001	49.17	17.05	54.0	-4.83	AV	286.00	100	Vertical	Pass

1 GHz to 18 GHz, Band I 11ac20 ANT H Middle channel

No.	Frequency (MHz)	Results (dBuV/m)	Factor (dB)	Limit (dBuV/m)	Over Limit (dB)	Detector	Table (Degree)	Height (cm)	Antenna	Verdict
1	1660.000	46.84	-16.37	74.0	-27.16	Peak	109.00	100	Horizontal	Pass
1**	1660.000	28.05	-16.37	54.0	-25.95	AV	109.00	100	Horizontal	Pass
2	1906.000	47.01	-14.53	68.2	-21.19	Peak	109.00	100	Horizontal	Pass
3	2996.500	47.85	-9.13	68.2	-20.35	Peak	87.00	100	Horizontal	Pass
4	5219.000	102.07	-1.76	---	---	Peak	296.00	100	Horizontal	N/A
4**	5219.000	94.71	-1.76	---	---	AV	296.00	100	Horizontal	N/A
5	11504.500	52.06	7.54	74.0	-21.94	Peak	42.00	100	Horizontal	Pass
5**	11504.500	41.41	7.54	54.0	-12.59	AV	42.00	100	Horizontal	Pass
6	17686.499	59.01	15.97	68.2	-9.19	Peak	54.00	100	Horizontal	Pass

1 GHz to 18 GHz, Band I 11ac20 ANT V High channel

No.	Frequency (MHz)	Results (dBuV/m)	Factor (dB)	Limit (dBuV/m)	Over Limit (dB)	Detector	Table (Degree)	Height (cm)	Antenna	Verdict
1	1992.000	52.05	-14.01	68.2	-16.15	Peak	87.00	100	Vertical	Pass
2	2999.500	50.46	-9.19	68.2	-17.74	Peak	76.00	100	Vertical	Pass
3	4794.000	53.43	-2.35	74.0	-20.57	Peak	0.00	100	Vertical	Pass
3**	4794.000	40.56	-2.35	54.0	-13.44	AV	0.00	100	Vertical	Pass
4	5238.000	98.73	-2.37	---	---	Peak	111.00	100	Vertical	N/A
4**	5238.000	90.22	-2.37	---	---	AV	111.00	100	Vertical	N/A
5	8982.750	49.06	3.27	68.2	-19.14	Peak	95.00	100	Vertical	Pass
6	14573.500	55.92	11.96	68.2	-12.28	Peak	130.00	100	Vertical	Pass

1 GHz to 18 GHz, Band I 11ac20 ANT H High channel

No.	Frequency (MHz)	Results (dBuV/m)	Factor (dB)	Limit (dBuV/m)	Over Limit (dB)	Detector	Table (Degree)	Height (cm)	Antenna	Verdict
1	1705.000	47.68	-16.43	74.0	-26.32	Peak	360.00	100	Horizontal	Pass
1**	1705.000	30.08	-16.43	54.0	-23.92	AV	360.00	100	Horizontal	Pass
2	1990.000	46.35	-14.18	68.2	-21.85	Peak	89.00	100	Horizontal	Pass
3	2993.000	45.72	-9.20	68.2	-22.48	Peak	89.00	100	Horizontal	Pass
4	5239.000	101.16	-2.40	---	---	Peak	211.00	100	Horizontal	N/A
4**	5239.000	94.88	-2.40	---	---	AV	211.00	100	Horizontal	N/A
5	9477.750	48.90	4.26	74.0	-25.10	Peak	21.00	100	Horizontal	Pass
5**	9477.750	38.39	4.26	54.0	-15.61	AV	21.00	100	Horizontal	Pass
6	17263.000	57.42	13.48	68.2	-10.78	Peak	55.00	100	Horizontal	Pass

1 GHz to 18 GHz, Band I 11ac40 ANT V Low channel

No.	Frequency (MHz)	Results (dBuV/m)	Factor (dB)	Limit (dBuV/m)	Over Limit (dB)	Detector	Table (Degree)	Height (cm)	Antenna	Verdict
1	1996.000	52.65	-14.01	68.2	-15.55	Peak	137.00	100	Vertical	Pass
2	2997.500	51.00	-9.12	68.2	-17.20	Peak	77.00	100	Vertical	Pass
3	4799.000	53.06	-2.55	74.0	-20.94	Peak	360.00	100	Vertical	Pass
3**	4799.000	40.70	-2.55	54.0	-13.30	AV	360.00	100	Vertical	Pass
4	5201.000	96.66	-2.29	---	---	Peak	117.00	100	Vertical	N/A
4**	5201.000	86.63	-2.29	---	---	AV	117.00	100	Vertical	N/A
5	8996.500	48.30	2.90	68.2	-19.90	Peak	37.00	100	Vertical	Pass
6	14614.750	55.87	12.17	68.2	-12.33	Peak	2.00	100	Vertical	Pass

1 GHz to 18 GHz, Band I 11ac40 ANT H Low channel

No.	Frequency (MHz)	Results (dBuV/m)	Factor (dB)	Limit (dBuV/m)	Over Limit (dB)	Detector	Table (Degree)	Height (cm)	Antenna	Verdict
1	1991.500	47.44	-14.05	68.2	-20.76	Peak	313.00	100	Horizontal	Pass
2	2994.500	46.58	-9.03	68.2	-21.62	Peak	82.00	100	Horizontal	Pass
3	4200.000	46.33	-4.16	74.0	-27.67	Peak	131.00	100	Horizontal	Pass
3**	4200.000	34.58	-4.16	54.0	-19.42	AV	131.00	100	Horizontal	Pass
4	5183.000	100.81	-1.95	---	---	Peak	303.00	100	Horizontal	N/A
4**	5183.000	93.77	-1.95	---	---	AV	303.00	100	Horizontal	N/A
5	10355.000	49.79	7.38	68.2	-18.41	Peak	82.00	100	Horizontal	Pass
6	14862.250	55.30	11.52	68.2	-12.90	Peak	193.00	100	Horizontal	Pass

1 GHz to 18 GHz, Band I 11ac40 ANT V High channel

No.	Frequency (MHz)	Results (dBuV/m)	Factor (dB)	Limit (dBuV/m)	Over Limit (dB)	Detector	Table (Degree)	Height (cm)	Antenna	Verdict
1	1868.000	51.85	-14.84	68.2	-16.35	Peak	25.00	100	Vertical	Pass
2	2994.500	51.23	-9.03	68.2	-16.97	Peak	85.00	100	Vertical	Pass
3	4787.000	52.75	-2.70	74.0	-21.25	Peak	360.00	100	Vertical	Pass
3**	4787.000	38.75	-2.70	54.0	-15.25	AV	360.00	100	Vertical	Pass
4	5222.000	96.18	-1.95	---	---	Peak	57.00	100	Vertical	N/A
4**	5222.000	88.84	-1.95	---	---	AV	57.00	100	Vertical	N/A
5	8988.250	48.89	3.18	68.2	-19.31	Peak	130.00	100	Vertical	Pass
6	17892.749	59.20	17.17	74.0	-14.80	Peak	359.00	100	Vertical	Pass
6**	17892.749	49.08	17.17	54.0	-4.92	AV	359.00	100	Vertical	Pass

1 GHz to 18 GHz, Band I 11ac40 ANT H High channel

No.	Frequency (MHz)	Results (dBuV/m)	Factor (dB)	Limit (dBuV/m)	Over Limit (dB)	Detector	Table (Degree)	Height (cm)	Antenna	Verdict
1	1664.000	47.84	-16.58	74.0	-26.16	Peak	1.00	100	Horizontal	Pass
1**	1664.000	29.38	-16.58	54.0	-24.62	AV	1.00	100	Horizontal	Pass
2	1993.000	46.85	-14.22	68.2	-21.35	Peak	95.00	100	Horizontal	Pass
3	2993.500	47.56	-9.16	68.2	-20.64	Peak	83.00	100	Horizontal	Pass
4	5223.000	100.85	-1.99	---	---	Peak	301.00	100	Horizontal	N/A
4**	5223.000	94.92	-1.99	---	---	AV	301.00	100	Horizontal	N/A
5	10822.500	51.19	7.17	74.0	-22.81	Peak	283.00	100	Horizontal	Pass
5**	10822.500	41.22	7.17	54.0	-12.78	AV	283.00	100	Horizontal	Pass
6	17708.501	59.18	16.27	74.0	-14.82	Peak	283.00	100	Horizontal	Pass
6**	17708.501	49.58	16.27	54.0	-4.42	AV	283.00	100	Horizontal	Pass

1 GHz to 18 GHz, Band I 11ac80 ANT V Middle channel

No.	Frequency (MHz)	Results (dBuV/m)	Factor (dB)	Limit (dBuV/m)	Over Limit (dB)	Detector	Table (Degree)	Height (cm)	Antenna	Verdict
1	1697.500	50.66	-15.95	74.0	-23.34	Peak	62.00	100	Vertical	Pass
1**	1697.500	29.84	-15.95	54.0	-24.16	AV	62.00	100	Vertical	Pass
2	2072.000	51.73	-13.35	68.2	-16.47	Peak	337.00	100	Vertical	Pass
3	2997.500	50.55	-9.12	68.2	-17.65	Peak	87.00	100	Vertical	Pass
4	5195.000	94.67	-2.24	---	---	Peak	110.00	100	Vertical	N/A
4**	5195.000	83.91	-2.24	---	---	AV	110.00	100	Vertical	N/A
5	8999.250	50.18	2.79	68.2	-18.02	Peak	97.00	100	Vertical	Pass
6	14567.999	56.52	11.77	68.2	-11.68	Peak	237.00	100	Vertical	Pass

1 GHz to 18 GHz, Band I 11ac80 ANT H Middle channel

No.	Frequency (MHz)	Results (dBuV/m)	Factor (dB)	Limit (dBuV/m)	Over Limit (dB)	Detector	Table (Degree)	Height (cm)	Antenna	Verdict
1	1334.500	41.91	-15.76	74.0	-32.09	Peak	99.00	100	Horizontal	Pass
1**	1334.500	28.00	-15.76	54.0	-26.00	AV	99.00	100	Horizontal	Pass
2	1709.500	47.63	-16.13	74.0	-26.37	Peak	360.00	100	Horizontal	Pass
2**	1709.500	26.94	-16.13	54.0	-27.06	AV	360.00	100	Horizontal	Pass
3	2997.000	46.42	-9.12	68.2	-21.78	Peak	86.00	100	Horizontal	Pass
4	5219.000	99.99	-1.76	---	---	Peak	196.00	100	Horizontal	N/A
4**	5219.000	93.12	-1.76	---	---	AV	196.00	100	Horizontal	N/A
5	9059.750	47.98	3.46	74.0	-26.02	Peak	87.00	100	Horizontal	Pass
5**	9059.750	37.91	3.46	54.0	-16.09	AV	87.00	100	Horizontal	Pass
6	14598.250	56.01	12.46	68.2	-12.19	Peak	113.00	100	Horizontal	Pass

1 GHz to 18 GHz, Band IV 11n20 ANT V Low channel

No.	Frequency (MHz)	Results (dBuV/m)	Factor (dB)	Limit (dBuV/m)	Over Limit (dB)	Detector	Table (Degree)	Height (cm)	Antenna	Verdict
1	1663.000	51.47	-16.45	74.0	-22.53	Peak	359.00	100	Vertical	Pass
1**	1663.000	29.60	-16.45	54.0	-24.40	AV	359.00	100	Vertical	Pass
2	3000.000	49.76	-9.13	68.2	-18.44	Peak	78.00	100	Vertical	Pass
3	4792.000	53.05	-2.37	74.0	-20.95	Peak	1.00	100	Vertical	Pass
3**	4792.000	40.61	-2.37	54.0	-13.39	AV	1.00	100	Vertical	Pass
4	5750.000	99.93	-0.65	---	---	Peak	114.00	100	Vertical	N/A
4**	5750.000	93.48	-0.65	---	---	AV	114.00	100	Vertical	N/A
5	8974.500	49.87	3.29	68.2	-18.33	Peak	101.00	100	Vertical	Pass
6	17741.500	58.80	16.05	74.0	-15.20	Peak	10.00	100	Vertical	Pass
6**	17741.500	47.89	16.05	54.0	-6.11	AV	10.00	100	Vertical	Pass

1 GHz to 18 GHz, Band IV 11n20 ANT H Low channel

No.	Frequency (MHz)	Results (dBuV/m)	Factor (dB)	Limit (dBuV/m)	Over Limit (dB)	Detector	Table (Degree)	Height (cm)	Antenna	Verdict
1	1333.500	42.89	-15.87	74.0	-31.11	Peak	117.00	100	Horizontal	Pass
1**	1333.500	27.31	-15.87	54.0	-26.69	AV	117.00	100	Horizontal	Pass
2	1699.500	49.95	-15.86	74.0	-24.05	Peak	1.00	100	Horizontal	Pass
2**	1699.500	27.50	-15.86	54.0	-26.50	AV	1.00	100	Horizontal	Pass
3	2993.500	45.57	-9.16	68.2	-22.63	Peak	91.00	100	Horizontal	Pass
4	5741.000	102.35	-1.97	---	---	Peak	51.00	100	Horizontal	N/A
4**	5741.000	94.13	-1.97	---	---	AV	51.00	100	Horizontal	N/A
5	10063.500	50.01	6.24	68.2	-18.19	Peak	250.00	100	Horizontal	Pass
6	17295.999	57.84	12.88	68.2	-10.36	Peak	356.00	100	Horizontal	Pass

1 GHz to 18 GHz, Band IV 11n20 ANT V Middle channel

No.	Frequency (MHz)	Results (dBuV/m)	Factor (dB)	Limit (dBuV/m)	Over Limit (dB)	Detector	Table (Degree)	Height (cm)	Antenna	Verdict
1	1994.000	53.04	-13.75	68.2	-15.16	Peak	159.00	100	Vertical	Pass
2	2993.500	50.73	-9.16	68.2	-17.47	Peak	80.00	100	Vertical	Pass
3	4786.000	53.60	-2.62	74.0	-20.40	Peak	1.00	100	Vertical	Pass
3**	4786.000	36.42	-2.62	54.0	-17.58	AV	1.00	100	Vertical	Pass
4	5792.000	94.97	-1.11	---	---	Peak	78.00	100	Vertical	N/A
4**	5792.000	88.47	-1.11	---	---	AV	78.00	100	Vertical	N/A
5	8980.000	49.88	3.32	68.2	-18.32	Peak	94.00	100	Vertical	Pass
6	14562.500	55.58	11.59	68.2	-12.62	Peak	68.00	100	Vertical	Pass

1 GHz to 18 GHz, Band IV 11n20 ANT H Middle channel

No.	Frequency (MHz)	Results (dBuV/m)	Factor (dB)	Limit (dBuV/m)	Over Limit (dB)	Detector	Table (Degree)	Height (cm)	Antenna	Verdict
1	1700.500	50.01	-16.19	74.0	-23.99	Peak	1.00	100	Horizontal	Pass
1**	1700.500	28.98	-16.19	54.0	-25.02	AV	1.00	100	Horizontal	Pass
2	1909.500	48.99	-14.35	68.2	-19.21	Peak	121.00	100	Horizontal	Pass
3	2996.000	45.84	-9.03	68.2	-22.36	Peak	80.00	100	Horizontal	Pass
4	5792.000	100.31	-1.11	---	---	Peak	200.00	100	Horizontal	N/A
4**	5792.000	92.86	-1.11	---	---	AV	200.00	100	Horizontal	N/A
5	10379.750	50.24	6.79	68.2	-17.96	Peak	360.00	100	Horizontal	Pass
6	17584.751	58.08	15.63	68.2	-10.12	Peak	312.00	100	Horizontal	Pass

1 GHz to 18 GHz, Band IV 11n20 ANT V High channel

No.	Frequency (MHz)	Results (dBuV/m)	Factor (dB)	Limit (dBuV/m)	Over Limit (dB)	Detector	Table (Degree)	Height (cm)	Antenna	Verdict
1	1952.000	52.34	-14.30	68.2	-15.86	Peak	96.00	100	Vertical	Pass
2	2996.500	50.44	-9.13	68.2	-17.76	Peak	82.00	100	Vertical	Pass
3	4787.000	53.23	-2.70	74.0	-20.77	Peak	360.00	100	Vertical	Pass
3**	4787.000	38.74	-2.70	54.0	-15.26	AV	360.00	100	Vertical	Pass
4	5824.000	92.92	-0.76	---	---	Peak	235.00	100	Vertical	N/A
4**	5824.000	85.87	-0.76	---	---	AV	235.00	100	Vertical	N/A
5	9906.750	50.01	5.67	68.2	-18.19	Peak	263.00	100	Vertical	Pass
6	14592.750	55.53	12.45	68.2	-12.67	Peak	221.00	100	Vertical	Pass

1 GHz to 18 GHz, Band IV 11n20 ANT H High channel

No.	Frequency (MHz)	Results (dBuV/m)	Factor (dB)	Limit (dBuV/m)	Over Limit (dB)	Detector	Table (Degree)	Height (cm)	Antenna	Verdict
1	1708.000	48.25	-16.12	74.0	-25.75	Peak	360.00	100	Horizontal	Pass
1**	1708.000	29.52	-16.12	54.0	-24.48	AV	360.00	100	Horizontal	Pass
2	2994.500	46.97	-9.03	68.2	-21.23	Peak	83.00	100	Horizontal	Pass
3	5829.000	102.11	-0.93	---	---	Peak	163.00	100	Horizontal	N/A
3**	5829.000	94.30	-0.93	---	---	AV	163.00	100	Horizontal	N/A
4	8215.500	46.97	1.73	74.0	-27.03	Peak	282.00	100	Horizontal	Pass
4**	8215.500	36.96	1.73	54.0	-17.04	AV	282.00	100	Horizontal	Pass
5	11394.500	53.01	6.95	74.0	-20.99	Peak	339.00	100	Horizontal	Pass
5**	11394.500	42.25	6.95	54.0	-11.75	AV	339.00	100	Horizontal	Pass
6	17716.750	58.77	16.18	74.0	-15.23	Peak	282.00	100	Horizontal	Pass
6**	17716.750	49.20	16.18	54.0	-4.80	AV	282.00	100	Horizontal	Pass

1 GHz to 18 GHz, Band IV 11n40 ANT V Low channel

No.	Frequency (MHz)	Results (dBuV/m)	Factor (dB)	Limit (dBuV/m)	Over Limit (dB)	Detector	Table (Degree)	Height (cm)	Antenna	Verdict
1	1697.500	50.80	-15.95	74.0	-23.20	Peak	333.00	100	Vertical	Pass
1**	1697.500	30.58	-15.95	54.0	-23.42	AV	333.00	100	Vertical	Pass
2	2992.000	50.58	-9.08	68.2	-17.62	Peak	76.00	100	Vertical	Pass
3	4790.000	52.56	-2.69	74.0	-21.44	Peak	360.00	100	Vertical	Pass
3**	4790.000	40.35	-2.69	54.0	-13.65	AV	360.00	100	Vertical	Pass
4	5762.000	99.17	-0.83	---	---	Peak	113.00	100	Vertical	N/A
4**	5762.000	91.88	-0.83	---	---	AV	113.00	100	Vertical	N/A
5	8974.500	48.94	3.29	68.2	-19.26	Peak	103.00	100	Vertical	Pass
6	17697.499	59.80	16.12	68.2	-8.40	Peak	160.00	100	Vertical	Pass

1 GHz to 18 GHz, Band IV 11n40 ANT H Low channel

No.	Frequency (MHz)	Results (dBuV/m)	Factor (dB)	Limit (dBuV/m)	Over Limit (dB)	Detector	Table (Degree)	Height (cm)	Antenna	Verdict
1	1162.000	42.44	-16.76	74.0	-31.56	Peak	158.00	100	Horizontal	Pass
1**	1162.000	26.32	-16.76	54.0	-27.68	AV	158.00	100	Horizontal	Pass
2	1660.000	50.58	-16.37	74.0	-23.42	Peak	360.00	100	Horizontal	Pass
2**	1660.000	25.96	-16.37	54.0	-28.04	AV	360.00	100	Horizontal	Pass
3	2994.500	47.24	-9.03	68.2	-20.96	Peak	86.00	100	Horizontal	Pass
4	5751.000	100.77	-0.65	---	---	Peak	358.00	100	Horizontal	N/A
4**	5751.000	93.87	-0.65	---	---	AV	358.00	100	Horizontal	N/A
5	11171.750	50.72	7.21	74.0	-23.28	Peak	57.00	100	Horizontal	Pass
5**	11171.750	40.14	7.21	54.0	-13.86	AV	57.00	100	Horizontal	Pass
6	17909.250	59.02	16.90	74.0	-14.98	Peak	306.00	100	Horizontal	Pass
6**	17909.250	49.35	16.90	54.0	-4.65	AV	306.00	100	Horizontal	Pass

1 GHz to 18 GHz, Band IV 11n40 ANT V High channel

No.	Frequency (MHz)	Results (dBuV/m)	Factor (dB)	Limit (dBuV/m)	Over Limit (dB)	Detector	Table (Degree)	Height (cm)	Antenna	Verdict
1	1786.000	50.85	-15.41	68.2	-17.35	Peak	331.00	100	Vertical	Pass
2	2994.000	50.35	-9.07	68.2	-17.85	Peak	78.00	100	Vertical	Pass
3	4790.000	53.28	-2.69	74.0	-20.72	Peak	360.00	100	Vertical	Pass
3**	4790.000	40.18	-2.69	54.0	-13.82	AV	360.00	100	Vertical	Pass
4	5801.000	96.38	-1.16	---	---	Peak	110.00	100	Vertical	N/A
4**	5801.000	86.82	-1.16	---	---	AV	110.00	100	Vertical	N/A
5	11504.500	51.40	7.54	74.0	-22.60	Peak	70.00	100	Vertical	Pass
5**	11504.500	42.62	7.54	54.0	-11.38	AV	70.00	100	Vertical	Pass
6	17895.500	58.92	17.30	74.0	-15.08	Peak	97.00	100	Vertical	Pass
6**	17895.500	50.48	17.30	54.0	-3.52	AV	97.00	100	Vertical	Pass

1 GHz to 18 GHz, Band IV 11n40 ANT H High channel

No.	Frequency (MHz)	Results (dBuV/m)	Factor (dB)	Limit (dBuV/m)	Over Limit (dB)	Detector	Table (Degree)	Height (cm)	Antenna	Verdict
1	1781.500	48.30	-15.48	68.2	-19.90	Peak	119.00	100	Horizontal	Pass
2	1953.000	47.23	-14.46	68.2	-20.97	Peak	119.00	100	Horizontal	Pass
3	2998.000	47.07	-9.17	68.2	-21.13	Peak	89.00	100	Horizontal	Pass
4	5799.000	101.00	-1.05	---	---	Peak	201.00	100	Horizontal	N/A
4**	5799.000	93.66	-1.05	---	---	AV	201.00	100	Horizontal	N/A
5	9906.750	50.15	5.67	68.2	-18.05	Peak	288.00	100	Horizontal	Pass
6	14559.750	55.10	11.51	68.2	-13.10	Peak	333.00	100	Horizontal	Pass

1 GHz to 18 GHz, Band IV 11ac20 ANT V Low channel

No.	Frequency (MHz)	Results (dBuV/m)	Factor (dB)	Limit (dBuV/m)	Over Limit (dB)	Detector	Table (Degree)	Height (cm)	Antenna	Verdict
1	1991.500	51.55	-14.05	68.2	-16.65	Peak	81.00	100	Vertical	Pass
2	2992.500	50.38	-9.18	68.2	-17.82	Peak	81.00	100	Vertical	Pass
3	4793.000	53.65	-2.35	74.0	-20.35	Peak	3.00	100	Vertical	Pass
3**	4793.000	40.00	-2.35	54.0	-14.00	AV	3.00	100	Vertical	Pass
4	5743.000	91.06	-1.63	---	---	Peak	45.00	100	Vertical	N/A
4**	5743.000	85.13	-1.63	---	---	AV	45.00	100	Vertical	N/A
5	8988.250	49.70	3.18	68.2	-18.50	Peak	34.00	100	Vertical	Pass
6**	17716.750	58.84	16.18	74	-15.16	Peak	257.00	100	Vertical	Pass
6**	17716.750	48.69	16.18	54.0	-5.31	AV	257.00	100	Vertical	Pass

1 GHz to 18 GHz, Band IV 11ac20 ANT H Low channel

No.	Frequency (MHz)	Results (dBuV/m)	Factor (dB)	Limit (dBuV/m)	Over Limit (dB)	Detector	Table (Degree)	Height (cm)	Antenna	Verdict
1	1699.500	47.30	-15.86	74.0	-26.70	Peak	103.00	100	Horizontal	Pass
1**	1699.500	26.54	-15.86	54.0	-27.46	AV	103.00	100	Horizontal	Pass
2	1912.500	46.91	-14.35	68.2	-21.29	Peak	263.00	100	Horizontal	Pass
3	2996.500	47.26	-9.13	68.2	-20.94	Peak	88.00	100	Horizontal	Pass
4	5749.000	97.73	-0.72	---	---	Peak	166.00	100	Horizontal	N/A
4**	5749.000	91.32	-0.72	---	---	AV	166.00	100	Horizontal	N/A
5	13811.750	54.59	10.05	68.2	-13.61	Peak	360.00	100	Horizontal	Pass
6	17903.749	59.61	17.26	74.0	-14.39	Peak	210.00	100	Horizontal	Pass
6**	17903.749	48.51	17.26	54.0	-5.49	AV	210.00	100	Horizontal	Pass

1 GHz to 18 GHz, Band IV 11ac20 ANT V Middle channel

No.	Frequency (MHz)	Results (dBuV/m)	Factor (dB)	Limit (dBuV/m)	Over Limit (dB)	Detector	Table (Degree)	Height (cm)	Antenna	Verdict
1	1697.000	49.48	-15.80	74.0	-24.52	Peak	73.00	100	Vertical	Pass
1**	1697.000	31.84	-15.80	54.0	-22.16	AV	73.00	100	Vertical	Pass
2	2997.000	49.92	-9.12	68.2	-18.28	Peak	73.00	100	Vertical	Pass
3	4787.000	53.09	-2.70	74.0	-20.91	Peak	360.00	100	Vertical	Pass
3**	4787.000	38.33	-2.70	54.0	-15.67	AV	360.00	100	Vertical	Pass
4	5782.000	91.52	-1.19	---	---	Peak	121.00	100	Vertical	N/A
4**	5782.000	84.47	-1.19	---	---	AV	121.00	100	Vertical	N/A
5	8974.500	49.48	3.29	68.2	-18.72	Peak	87.00	100	Vertical	Pass
6	17898.250	59.91	17.43	74.0	-14.09	Peak	0.00	100	Vertical	Pass
6**	17898.250	49.24	17.43	54.0	-4.76	AV	0.00	100	Vertical	Pass

1 GHz to 18 GHz, Band IV 11ac20 ANT H Middle channel

No.	Frequency (MHz)	Results (dBuV/m)	Factor (dB)	Limit (dBuV/m)	Over Limit (dB)	Detector	Table (Degree)	Height (cm)	Antenna	Verdict
1	1662.000	48.68	-16.35	74.0	-25.32	Peak	4.00	100	Horizontal	Pass
1**	1662.000	27.59	-16.35	54.0	-26.41	AV	4.00	100	Horizontal	Pass
2	3076.000	49.82	-7.18	68.2	-18.38	Peak	358.00	100	Horizontal	Pass
3	4868.000	56.42	-2.29	74.0	-17.58	Peak	358.00	100	Horizontal	Pass
3**	4868.000	37.20	-2.29	54.0	-16.80	AV	358.00	100	Horizontal	Pass
4	5788.000	97.40	-1.20	---	---	Peak	162.00	100	Horizontal	N/A
4**	5788.000	89.98	-1.20	---	---	AV	162.00	100	Horizontal	N/A
5	10663.000	50.48	6.89	74.0	-23.52	Peak	77.00	100	Horizontal	Pass
5**	10663.000	40.73	6.89	54.0	-13.27	AV	77.00	100	Horizontal	Pass
6	17722.249	59.74	16.08	74.0	-14.26	Peak	360.00	100	Horizontal	Pass
6**	17722.249	48.54	16.08	54.0	-5.46	AV	360.00	100	Horizontal	Pass

1 GHz to 18 GHz, Band IV 11ac20 ANT V High channel

No.	Frequency (MHz)	Results (dBuV/m)	Factor (dB)	Limit (dBuV/m)	Over Limit (dB)	Detector	Table (Degree)	Height (cm)	Antenna	Verdict
1	1994.000	54.16	-13.75	68.2	-14.04	Peak	150.00	100	Vertical	Pass
2	2992.500	50.28	-9.18	68.2	-17.92	Peak	88.00	100	Vertical	Pass
3	4786.000	52.50	-2.62	74.0	-21.50	Peak	3.00	100	Vertical	Pass
3**	4786.000	36.11	-2.62	54.0	-17.89	AV	3.00	100	Vertical	Pass
4	5821.000	91.47	-0.86	---	---	Peak	125.00	100	Vertical	N/A
4**	5821.000	78.06	-0.86	---	---	AV	125.00	100	Vertical	N/A
5	11089.250	51.55	7.01	74.0	-22.45	Peak	134.00	100	Vertical	Pass
5**	11089.250	41.48	7.01	54.0	-12.52	AV	134.00	100	Vertical	Pass
6	17887.250	59.66	16.95	74.0	-14.34	Peak	166.00	100	Vertical	Pass
6**	17887.250	49.34	16.95	54.0	-4.66	AV	166.00	100	Vertical	Pass

1 GHz to 18 GHz, Band IV 11ac20 ANT H High channel

No.	Frequency (MHz)	Results (dBuV/m)	Factor (dB)	Limit (dBuV/m)	Over Limit (dB)	Detector	Table (Degree)	Height (cm)	Antenna	Verdict
1	1334.500	43.30	-15.76	74.0	-30.70	Peak	108.00	100	Horizontal	Pass
1**	1334.500	28.37	-15.76	54.0	-25.63	AV	108.00	100	Horizontal	Pass
2	1924.500	45.48	-14.74	68.2	-22.72	Peak	108.00	100	Horizontal	Pass
3	2993.000	45.16	-9.20	68.2	-23.04	Peak	360.00	100	Horizontal	Pass
4	5822.000	98.98	-1.07	---	---	Peak	328.00	100	Horizontal	N/A
4**	5822.000	92.20	-1.07	---	---	AV	328.00	100	Horizontal	N/A
5	11081.000	50.99	7.19	74.0	-23.01	Peak	3.00	100	Horizontal	Pass
5**	11081.000	42.46	7.19	54.0	-11.54	AV	3.00	100	Horizontal	Pass
6	14576.250	54.64	12.06	68.2	-13.56	Peak	312.00	100	Horizontal	Pass

1 GHz to 18 GHz, Band IV 11ac40 ANT V Low channel

No.	Frequency (MHz)	Results (dBuV/m)	Factor (dB)	Limit (dBuV/m)	Over Limit (dB)	Detector	Table (Degree)	Height (cm)	Antenna	Verdict
1	1994.500	54.92	-13.96	68.2	-13.28	Peak	336.00	100	Vertical	Pass
2	2655.500	51.79	-9.85	68.2	-16.41	Peak	6.00	100	Vertical	Pass
3	4786.000	53.13	-2.62	74.0	-20.87	Peak	356.00	100	Vertical	Pass
3**	4786.000	36.16	-2.62	54.0	-17.84	AV	356.00	100	Vertical	Pass
4	5749.000	97.05	-0.72	---	---	Peak	43.00	100	Vertical	N/A
4**	5749.000	90.35	-0.72	---	---	AV	43.00	100	Vertical	N/A
5	8974.500	49.77	3.29	68.2	-18.43	Peak	34.00	100	Vertical	Pass
6	14012.500	55.06	10.56	68.2	-13.14	Peak	76.00	100	Vertical	Pass

1 GHz to 18 GHz, Band IV 11ac40 ANT H Low channel

No.	Frequency (MHz)	Results (dBuV/m)	Factor (dB)	Limit (dBuV/m)	Over Limit (dB)	Detector	Table (Degree)	Height (cm)	Antenna	Verdict
1	1742.500	48.48	-16.02	68.2	-19.72	Peak	118.00	100	Horizontal	Pass
2	1991.000	51.04	-14.08	68.2	-17.16	Peak	111.00	100	Horizontal	Pass
3	2998.500	46.83	-9.20	68.2	-21.37	Peak	83.00	100	Horizontal	Pass
4	5758.000	98.18	-0.47	---	---	Peak	334.00	100	Horizontal	N/A
4**	5758.000	91.75	-0.47	---	---	AV	334.00	100	Horizontal	N/A
5	10030.500	51.09	6.55	68.2	-17.11	Peak	35.00	100	Horizontal	Pass
6	14587.250	56.26	12.38	68.2	-11.94	Peak	17.00	100	Horizontal	Pass

1 GHz to 18 GHz, Band IV 11ac40 ANT V High channel

No.	Frequency (MHz)	Results (dBuV/m)	Factor (dB)	Limit (dBuV/m)	Over Limit (dB)	Detector	Table (Degree)	Height (cm)	Antenna	Verdict
1	1910.500	54.20	-14.40	68.2	-14.00	Peak	16.00	100	Vertical	Pass
2	2991.500	50.89	-9.05	68.2	-17.31	Peak	77.00	100	Vertical	Pass
3	4793.000	52.59	-2.35	74.0	-21.41	Peak	360.00	100	Vertical	Pass
3**	4793.000	41.07	-2.35	54.0	-12.93	AV	360.00	100	Vertical	Pass
4	5791.000	97.12	-1.15	---	---	Peak	43.00	100	Vertical	N/A
4**	5791.000	87.22	-1.15	---	---	AV	43.00	100	Vertical	N/A
5	8974.500	51.53	3.29	68.2	-16.67	Peak	222.00	100	Vertical	Pass
6	14567.999	56.42	11.77	68.2	-11.78	Peak	219.00	100	Vertical	Pass

1 GHz to 18 GHz, Band IV 11ac40 ANT H High channel

No.	Frequency (MHz)	Results (dBuV/m)	Factor (dB)	Limit (dBuV/m)	Over Limit (dB)	Detector	Table (Degree)	Height (cm)	Antenna	Verdict
1	1746.000	49.51	-15.99	68.2	-18.69	Peak	116.00	100	Horizontal	Pass
2	1995.500	51.14	-13.86	68.2	-17.06	Peak	111.00	100	Horizontal	Pass
3	2999.000	46.15	-9.20	68.2	-22.05	Peak	14.00	100	Horizontal	Pass
4	5798.000	97.82	-1.10	---	---	Peak	333.00	100	Horizontal	N/A
4**	5798.000	90.90	-1.10	---	---	AV	333.00	100	Horizontal	N/A
5	11510.000	51.64	7.38	74.0	-22.36	Peak	240.00	100	Horizontal	Pass
5**	11510.000	41.85	7.38	54.0	-12.15	AV	240.00	100	Horizontal	Pass
6	17901.001	60.62	17.44	74.0	-13.38	Peak	210.00	100	Horizontal	Pass
6**	17901.001	50.77	17.44	54.0	-3.23	AV	210.00	100	Horizontal	Pass

1 GHz to 18 GHz, Band IV 11ac80 ANT V Middle channel

No.	Frequency (MHz)	Results (dBuV/m)	Factor (dB)	Limit (dBuV/m)	Over Limit (dB)	Detector	Table (Degree)	Height (cm)	Antenna	Verdict
1	1874.500	52.07	-14.70	68.2	-16.13	Peak	22.00	100	Vertical	Pass
2	2997.000	51.24	-9.12	68.2	-16.96	Peak	73.00	100	Vertical	Pass
3	4486.000	60.26	-3.53	68.2	-7.94	Peak	360.00	100	Vertical	Pass
4	5749.000	94.20	-0.72	---	---	Peak	45.00	100	Vertical	N/A
4**	5749.000	85.70	-0.72	---	---	AV	45.00	100	Vertical	N/A
5	8974.500	51.95	3.29	68.2	-16.25	Peak	98.00	100	Vertical	Pass
6	14595.500	55.95	12.45	68.2	-12.25	Peak	228.00	100	Vertical	Pass

1 GHz to 18 GHz, Band IV 11ac80 ANT H Middle channel

No.	Frequency (MHz)	Results (dBuV/m)	Factor (dB)	Limit (dBuV/m)	Over Limit (dB)	Detector	Table (Degree)	Height (cm)	Antenna	Verdict
1	1335.500	43.46	-15.80	74.0	-30.54	Peak	124.00	100	Horizontal	Pass
1**	1335.500	29.84	-15.80	54.0	-24.16	AV	124.00	100	Horizontal	Pass
2	1993.000	47.68	-14.22	68.2	-20.52	Peak	114.00	100	Horizontal	Pass
3	2996.500	46.09	-9.13	68.2	-22.11	Peak	81.00	100	Horizontal	Pass
4	5789.000	95.77	-1.18	---	---	Peak	333.00	100	Horizontal	N/A
4**	5789.000	88.42	-1.18	---	---	AV	333.00	100	Horizontal	N/A
5	11386.250	51.39	6.69	74.0	-22.61	Peak	135.00	100	Horizontal	Pass
5**	11386.250	41.69	6.69	54.0	-12.31	AV	135.00	100	Horizontal	Pass
6	17898.250	59.40	17.43	74.0	-14.60	Peak	110.00	100	Horizontal	Pass
6**	17898.250	50.20	17.43	54.0	-3.80	AV	110.00	100	Horizontal	Pass

A.6.2 Band Edge (Restricted-band)

ANT A

Test Band	Mode	Channel	Verdict
Band I	802.11a	Low	Pass
		High	Pass
	802.11n(HT20)	Low	Pass
		High	Pass
	802.11n(HT40)	Low	Pass
		High	Pass
	802.11ac(VHT20)	Low	Pass
		High	Pass
	802.11ac(VHT40)	Low	Pass
		High	Pass
	802.11ac(VHT80)	Middle	Pass
Band IV	802.11a	Low	Pass
		High	Pass
	802.11n(HT20)	Low	Pass
		High	Pass
	802.11n(HT40)	Low	Pass
		High	Pass
	802.11ac(VHT20)	Low	Pass
		High	Pass
	802.11ac(VHT40)	Low	Pass
		High	Pass
	802.11ac(VHT80)	Middle	Pass

ANT B

Test Band	Mode	Channel	Verdict
Band I	802.11a	Low	Pass
		High	Pass
	802.11n(HT20)	Low	Pass
		High	Pass
	802.11n(HT40)	Low	Pass
		High	Pass
	802.11ac(VHT20)	Low	Pass
		High	Pass
	802.11ac(VHT40)	Low	Pass
		High	Pass
	802.11ac(VHT80)	Middle	Pass
Band IV	802.11a	Low	Pass
		High	Pass
	802.11n(HT20)	Low	Pass
		High	Pass
	802.11n(HT40)	Low	Pass
		High	Pass
	802.11ac(VHT20)	Low	Pass
		High	Pass
	802.11ac(VHT40)	Low	Pass
		High	Pass
	802.11ac(VHT80)	Middle	Pass

MIMO-ANT A+B

Test Band	Mode	Channel	Verdict
Band I	802.11n(HT20)	Low	Pass
		High	Pass
	802.11n(HT40)	Low	Pass
		High	Pass
	802.11ac(VHT20)	Low	Pass
		High	Pass
	802.11ac(VHT40)	Low	Pass
		High	Pass
	802.11ac(VHT80)	Middle	Pass
Band IV	802.11n(HT20)	Low	Pass
		High	Pass
	802.11n(HT40)	Low	Pass
		High	Pass
	802.11ac(VHT20)	Low	Pass
		High	Pass
	802.11ac(VHT40)	Low	Pass
		High	Pass
	802.11ac(VHT80)	Middle	Pass

Test Plots

ANT A

Band I 11a CH36 Peak

Band I 11a CH36 AV

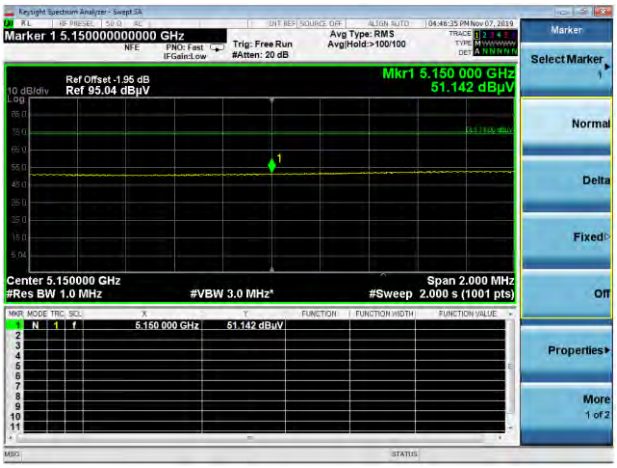

Band I 11a CH48 Peak

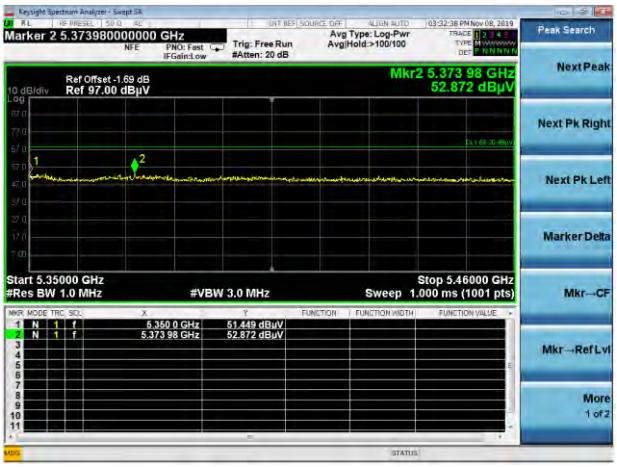

Band I 11n20 CH36 Peak

Band I 11n20 CH36 AV

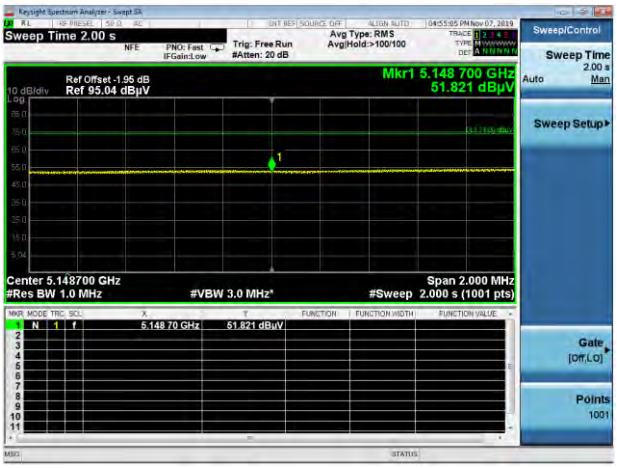

Band I 11n20 CH48 Peak

Band I 11n40 CH38 Peak

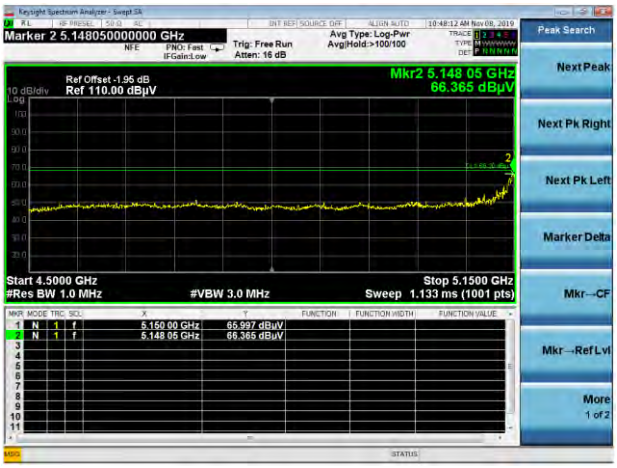

Band I 11n40 CH38 AV

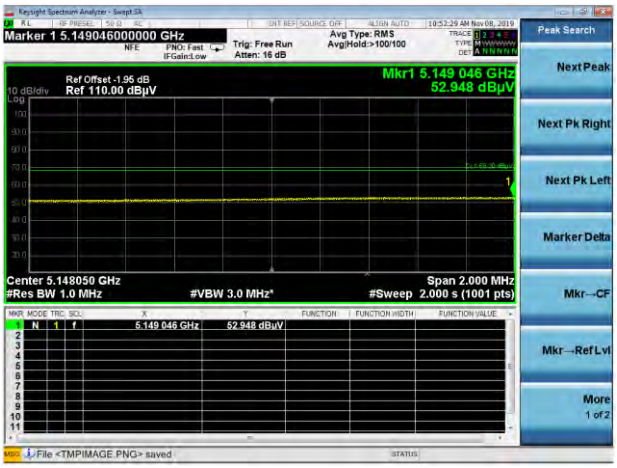

Band I 11n40 CH46 Peak

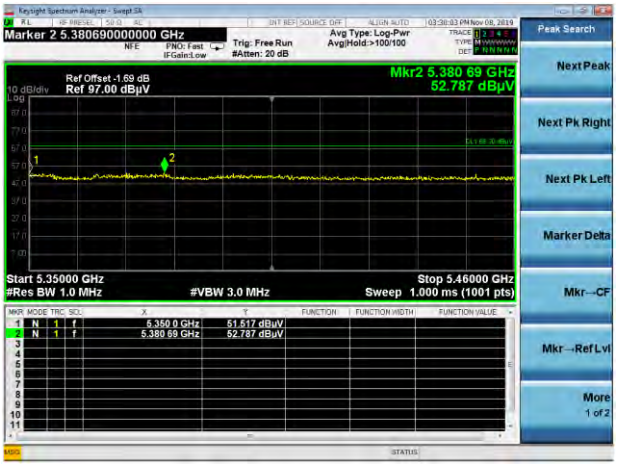

Band I 11ac20 CH36 Peak

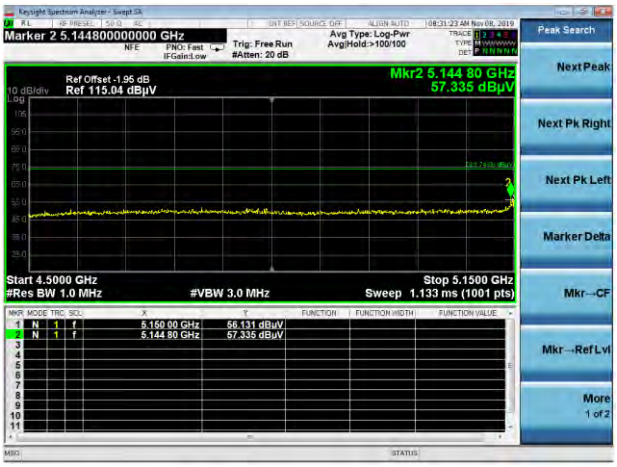

Band I 11ac20 CH36 AV

Band I 11ac20 CH48 Peak

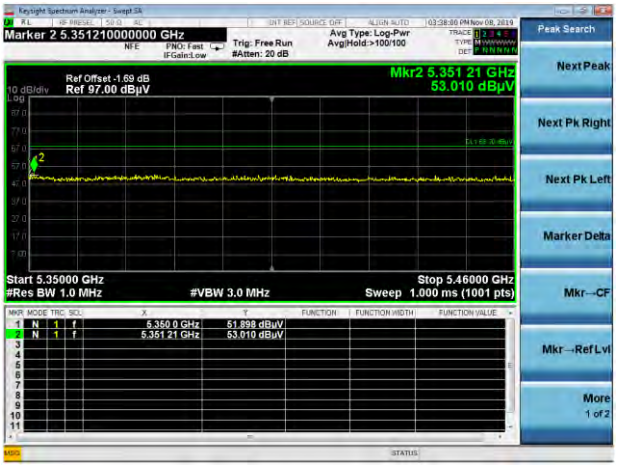

Band I 11ac40 CH38 Peak

Band I 11ac40 CH38 AV

Band I 11ac40 CH46 Peak

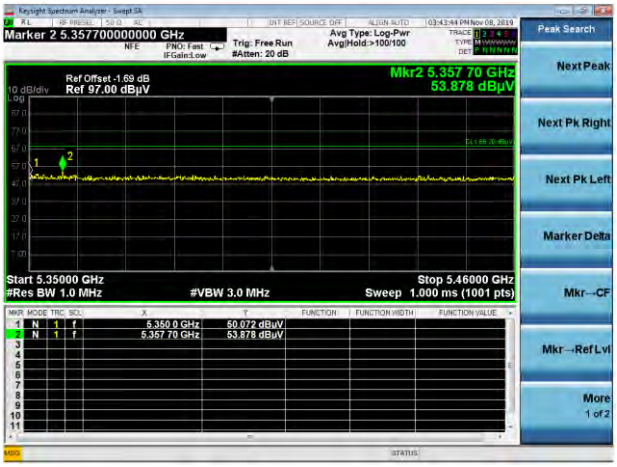

Band I 11ac80 CH42 Peak

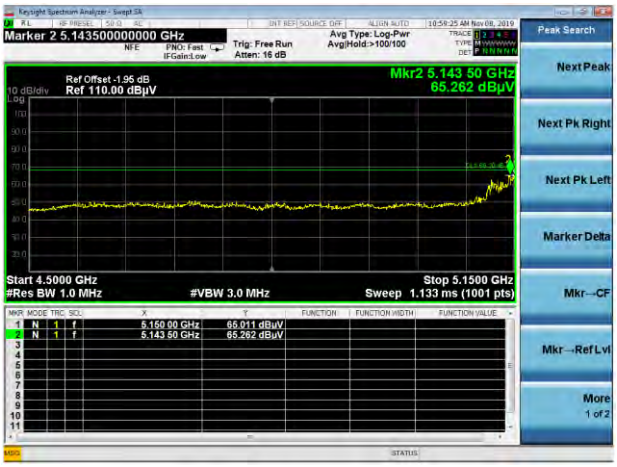

Band I 11ac80 CH42 AV

Band IV 11a CH149 Peak

Band IV 11a CH165 Peak

Band IV 11n20 CH149 Peak

Band IV 11n20 CH165 Peak

Band IV 11n40 CH151 Peak

Band IV 11n40 CH159 Peak

Band IV 11ac20 CH149 Peak

Band IV 11ac20 CH165 Peak

Band IV 11ac40 CH151 Peak

Band IV 11ac40 CH159 Peak

Band IV 11ac80 CH155 Peak

ANT B

Band I 11a CH36 Peak

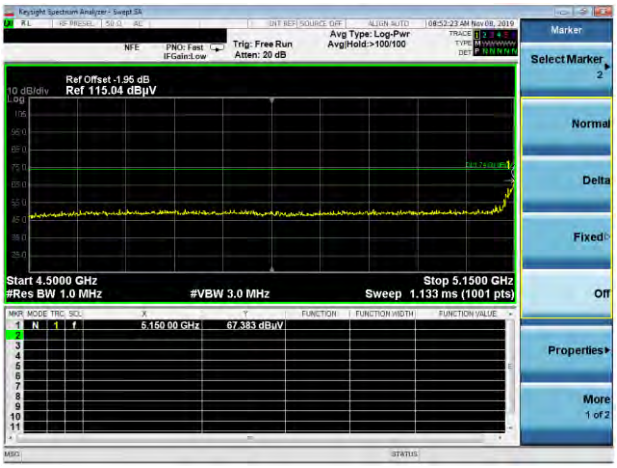

Band I 11a CH36 AV

Band I 11a CH48 Peak

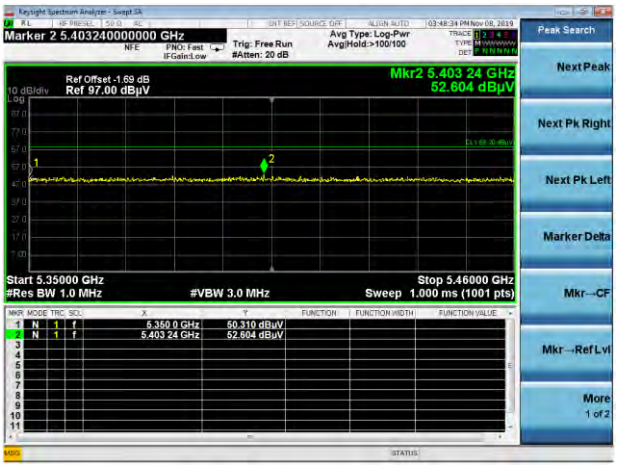

Band I 11n20 CH36 Peak

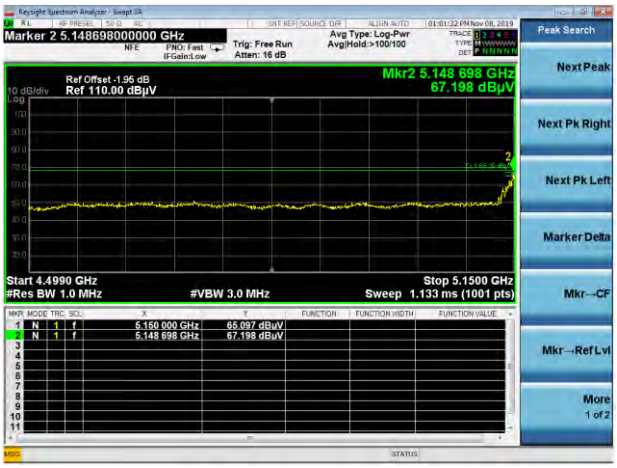

Band I 11n20 CH36 AV

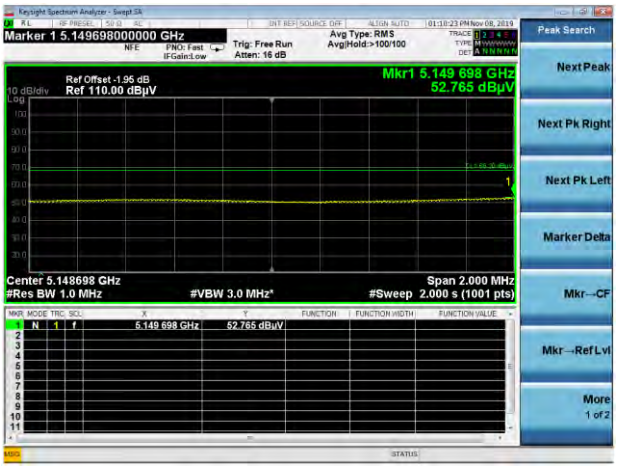

Band I 11n20 CH48 Peak

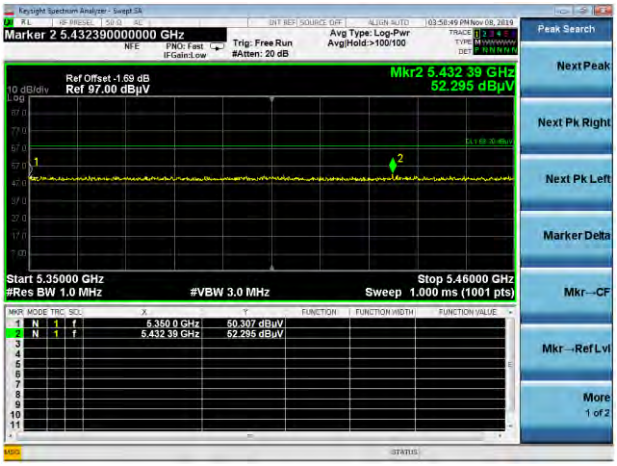

Band I 11n40 CH38 Peak

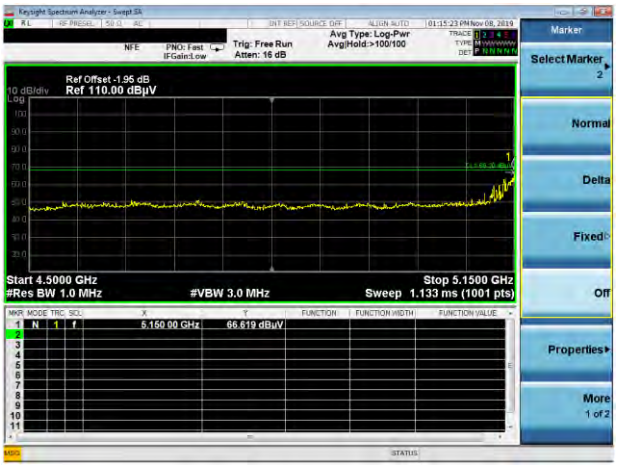

Band I 11n40 CH38 AV

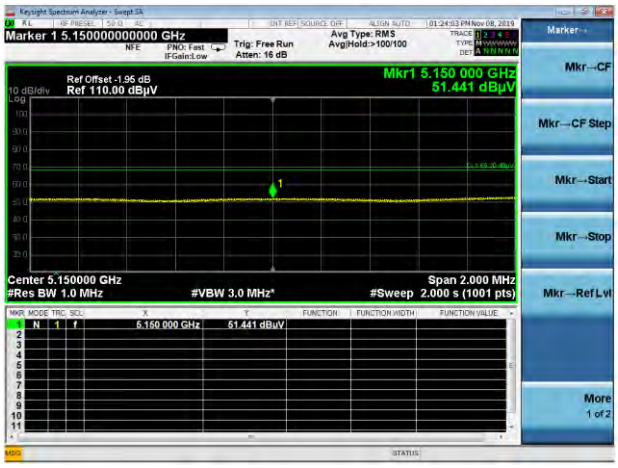

Band I 11n40 CH46 Peak

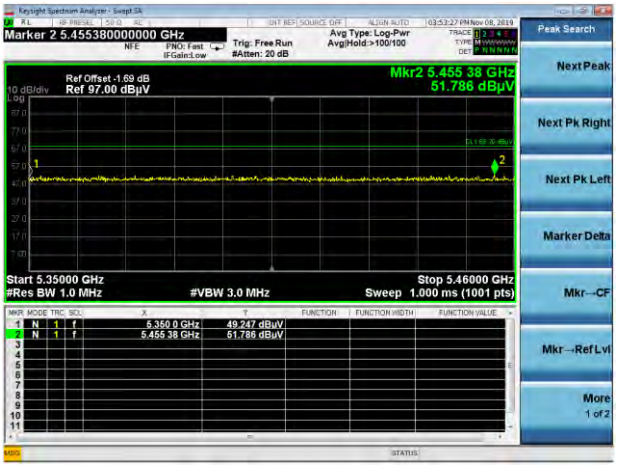

Band I 11ac20 CH36 Peak

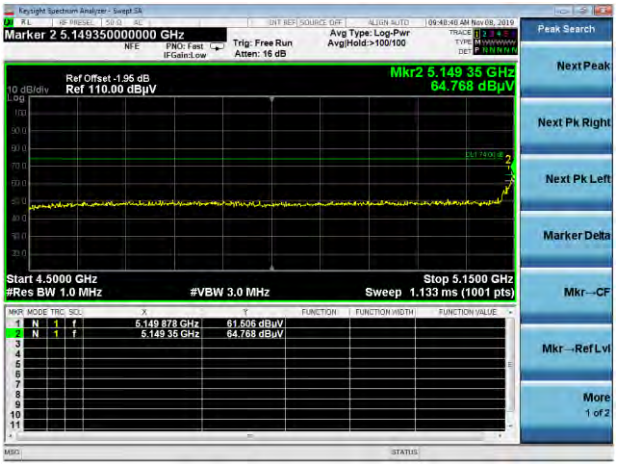

Band I 11ac20 CH36 RMS

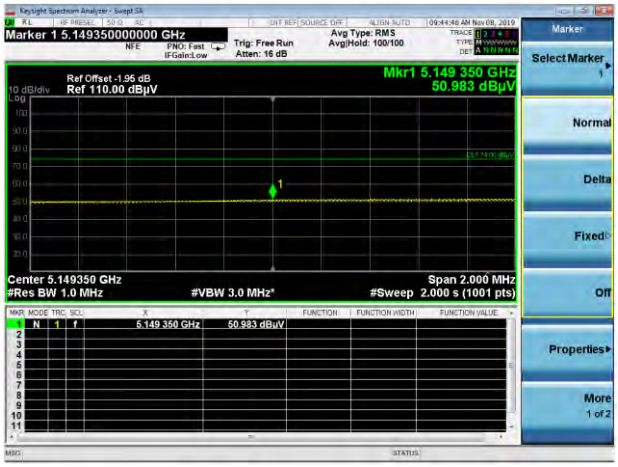

Band I 11ac20 CH48 Peak

Band I 11ac40 CH38 Peak

Band I 11ac40 CH38 AV

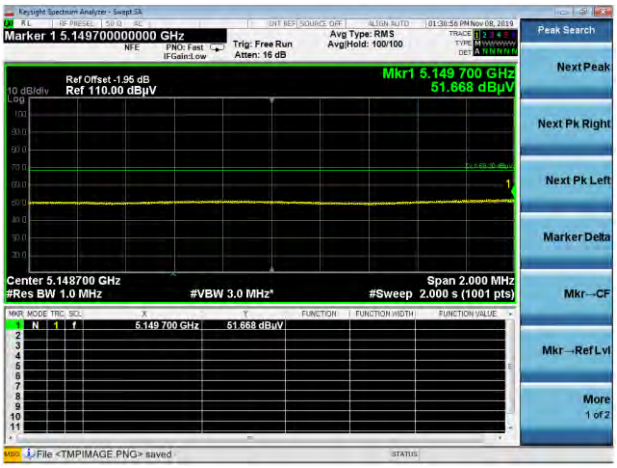

Band I 11ac40 CH46 Peak

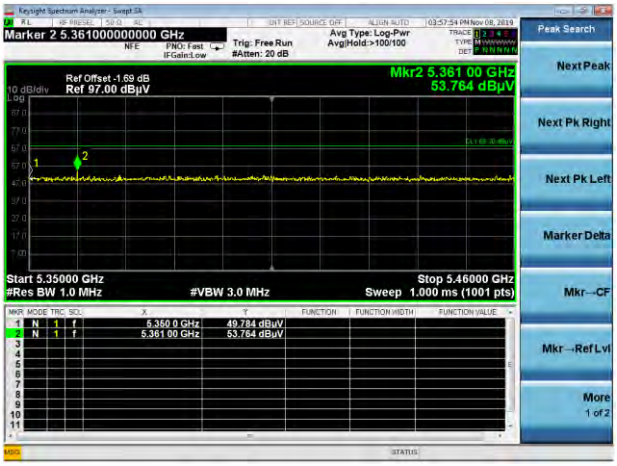

Band I 11ac80 CH42 Peak

Band I 11ac80 CH42 AV

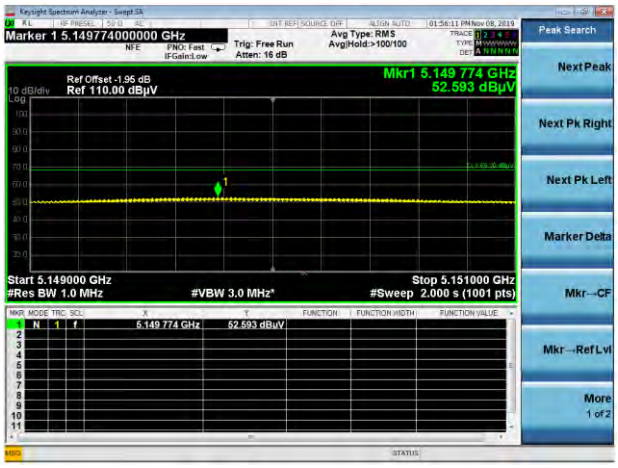

Band IV 11a CH149 Peak

Band IV 11a CH165 Peak

Band IV 11n20 CH149 Peak

Band IV 11n20 CH165 Peak

Band IV 11n40 CH151 Peak

Band IV 11n40 CH159 Peak

Band IV 11ac20 CH149 Peak

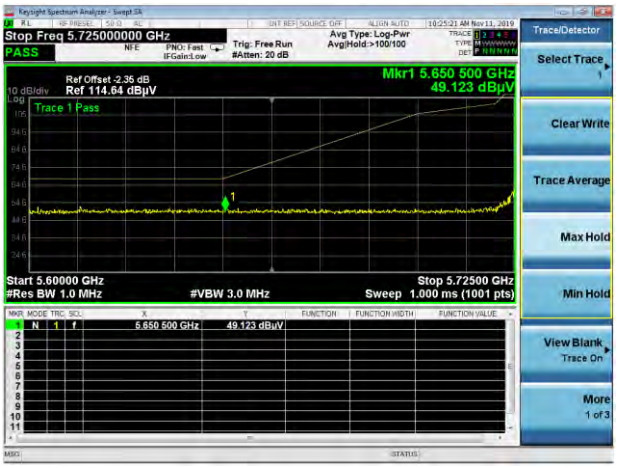

Band IV 11ac20 CH165 Peak

Band IV 11ac40 CH151 Peak

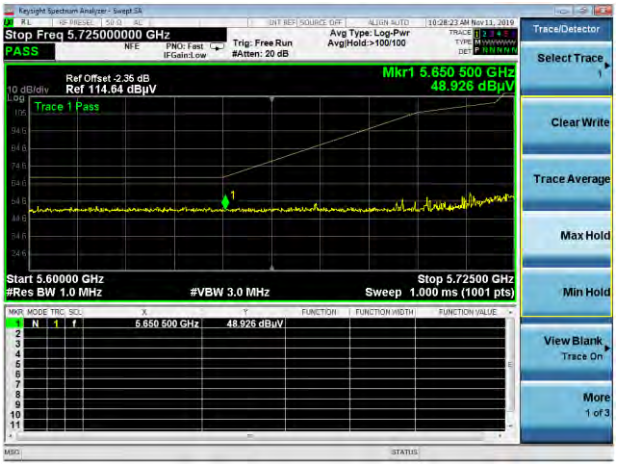

Band IV 11ac40 CH159 Peak

Band IV 11ac80 CH155 Peak

MIMO-ANT A+B

Band I 11n20 CH36 Peak

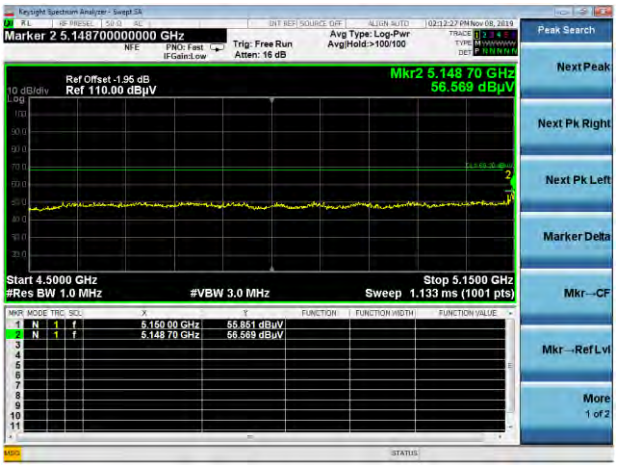

Band I 11n20 CH36 AV

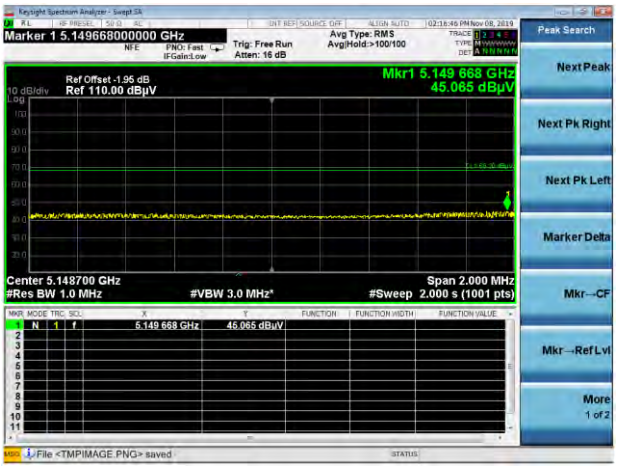

Band I 11n20 CH48 Peak

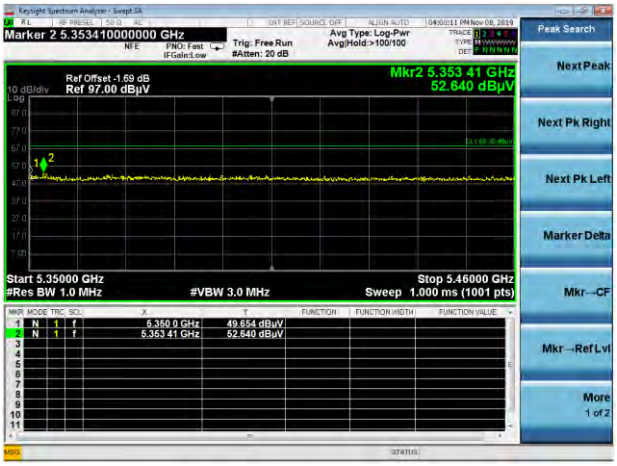

Band I 11n40 CH38 Peak

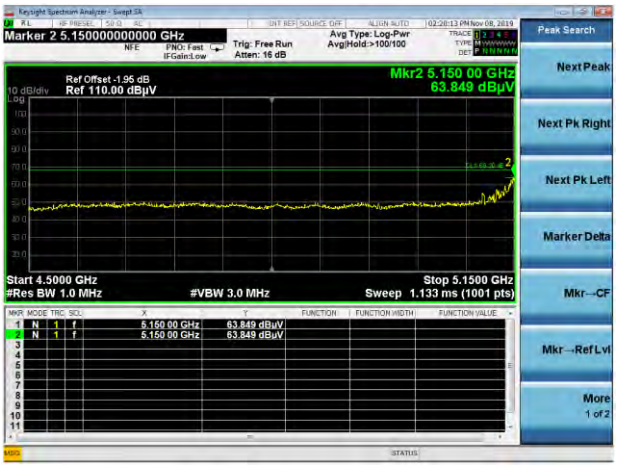

Band I 11n40 CH38 AV

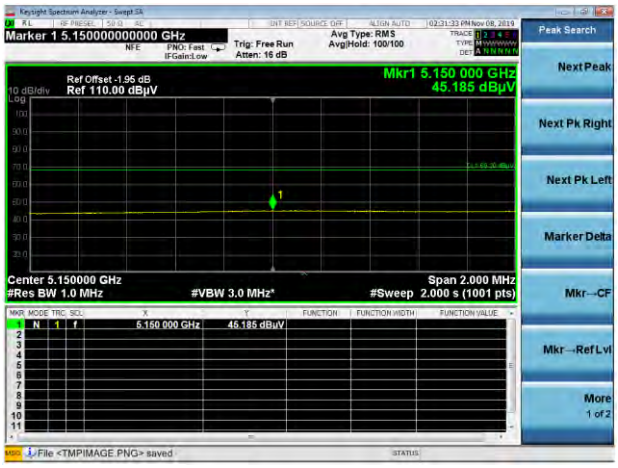

Band I 11n40 CH46 Peak

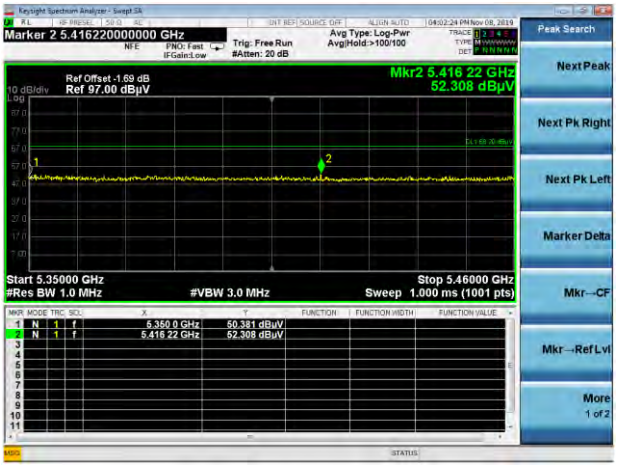

Band I 11ac20 CH36 Peak

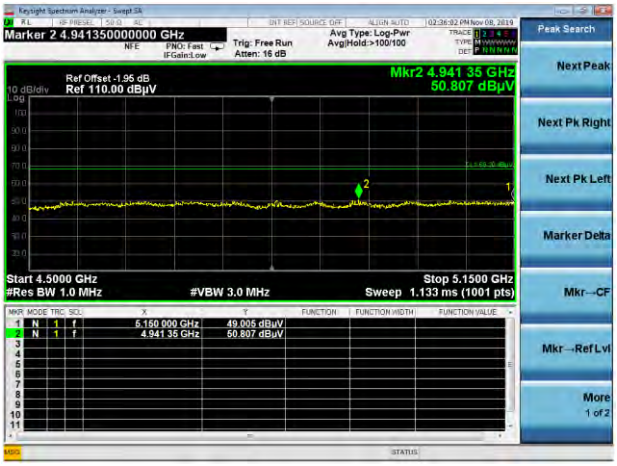

Band I 11ac20 CH48 Peak

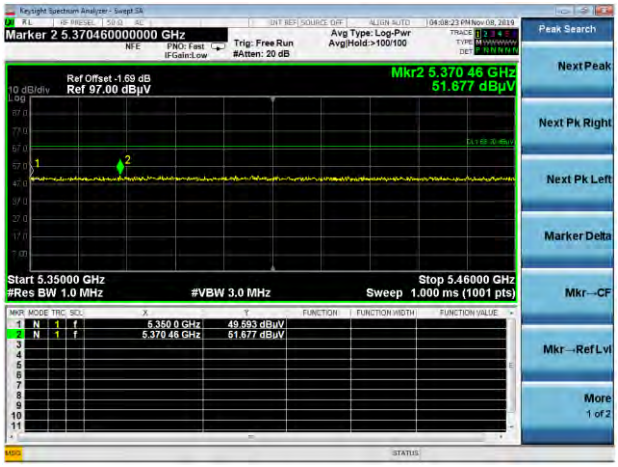

Band I 11ac40 CH38 Peak

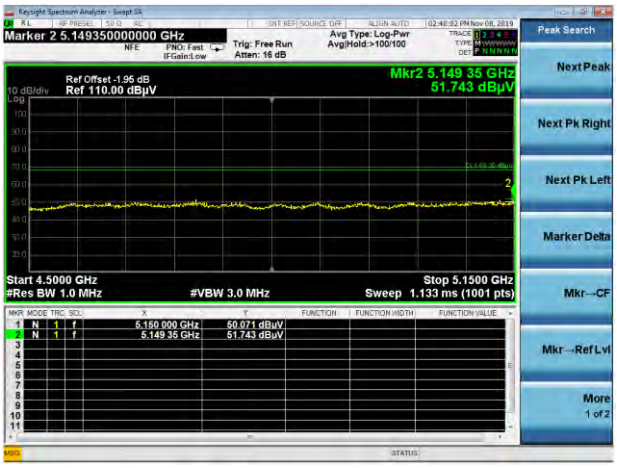

Band I 11ac40 CH46 Peak

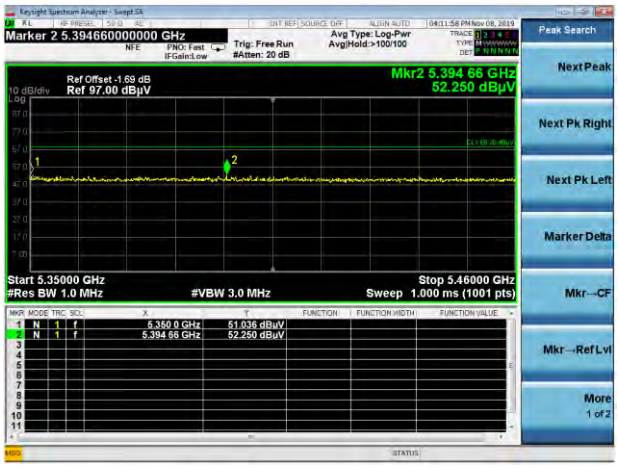

Band I 11ac80 CH42 Peak

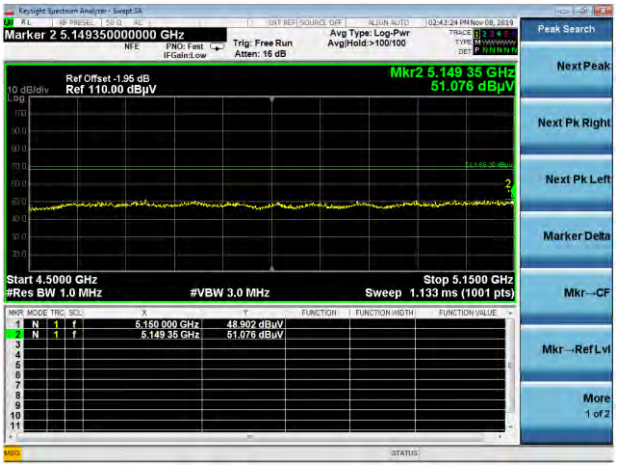

Band IV 11n20 CH149 Peak

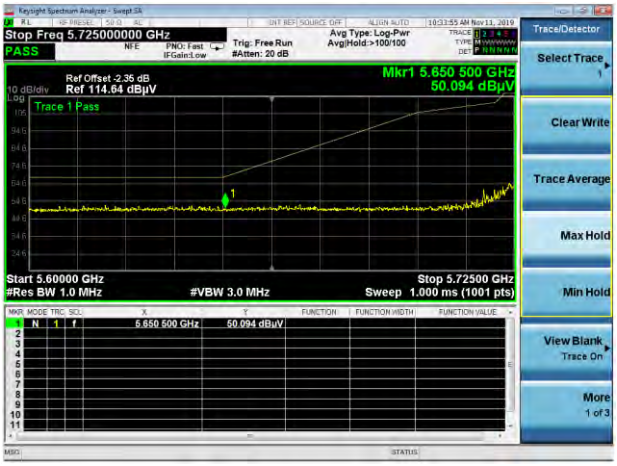

Band IV 11n20 CH165 Peak

Band IV 11n40 CH151 Peak

Band IV 11n40 CH159 Peak

Band IV 11ac20 CH149 Peak

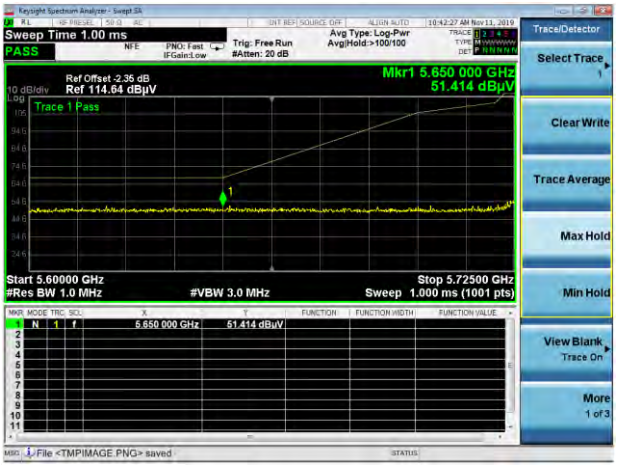

Band IV 11ac20 CH165 Peak

Band IV 11ac40 CH151 Peak

Band IV 11ac40 CH159 Peak

Band IV 11ac80 CH155 Peak

A.7 Frequency Stability

Voltage vs. Frequency Stability (5180 MHz)

Test Conditions		Test Frequency (MHz)	0 Minute		2 Minute		5 Minute		10Minute	
TEMP. (°C)	Voltage (VDC)		Measurement Frequency (MHz)	Max. Deviation (ppm)	Measurement Frequency (MHz)	Max. Deviation (ppm)	Measurement Frequency (MHz)	Max. Deviation (ppm)	Measurement Frequency (MHz)	Max. Deviation (ppm)
20	3.135	5180	5179.987161	-2.48	5179.989363	-2.05	5179.986746	-2.56	5179.988950	-2.13
	3.3	5180	5179.986602	-2.59	5179.988947	-2.13	5179.986492	-2.61	5179.988446	-2.23
	3.465	5180	5179.986864	-2.54	5179.989476	-2.03	5179.987432	-2.43	5179.989290	-2.07

Temperature vs. Frequency Stability (5180 MHz)

Test Conditions		Test Frequency (MHz)	0 Minute		2 Minute		5 Minute		10Minute	
Voltage (VDC)	TEMP. (°C)		Measurement Frequency (MHz)	Max. Deviation (ppm)	Measurement Frequency (MHz)	Max. Deviation (ppm)	Measurement Frequency (MHz)	Max. Deviation (ppm)	Measurement Frequency (MHz)	Max. Deviation (ppm)
3.3	0	5180	5179.986714	-2.56	5179.989612	-2.01	5179.986636	-2.58	5179.988619	-2.20
	5	5180	5179.987199	-2.47	5179.989391	-2.05	5179.986687	-2.57	5179.988944	-2.13
	10	5180	5179.986808	-2.55	5179.989041	-2.12	5179.986500	-2.61	5179.988924	-2.14
	15	5180	5179.987132	-2.48	5179.989412	-2.04	5179.987451	-2.42	5179.988654	-2.19
	20	5180	5179.986808	-2.55	5179.989793	-1.97	5179.987337	-2.44	5179.989242	-2.08
	25	5180	5179.987344	-2.44	5179.989515	-2.02	5179.986749	-2.56	5179.989117	-2.10
	30	5180	5179.986904	-2.53	5179.989042	-2.12	5179.987462	-2.42	5179.989349	-2.06
	35	5180	5179.987407	-2.43	5179.989837	-1.96	5179.986544	-2.60	5179.989271	-2.07
	40	5180	5179.987363	-2.44	5179.989238	-2.08	5179.987294	-2.45	5179.989178	-2.09
	45	5180	5179.987359	-2.44	5179.989205	-2.08	5179.986629	-2.58	5179.989097	-2.10
	50	5180	5179.986882	-2.53	5179.989881	-1.95	5179.986741	-2.56	5179.988654	-2.19

Voltage vs. Frequency Stability (5825 MHz)

Test Conditions		Test Frequency (MHz)	0 Minute		2 Minute		5 Minute		10Minute	
TEMP. (°C)	Voltage (VDC)		Measurement Frequency (MHz)	Max. Deviation (ppm)	Measurement Frequency (MHz)	Max. Deviation (ppm)	Measurement Frequency (MHz)	Max. Deviation (ppm)	Measurement Frequency (MHz)	Max. Deviation (ppm)
20	3.135	5825	5824.986557	-2.31	5824.986663	-2.29	5824.985555	-2.48	5824.992520	-1.28
	3.3	5825	5824.986150	-2.38	5824.986162	-2.38	5824.985318	-2.52	5824.991667	-1.43
	3.465	5825	5824.987120	-2.21	5824.986615	-2.30	5824.985990	-2.41	5824.992434	-1.30

Temperature vs. Frequency Stability (5825 MHz)

Test Conditions		Test Frequency (MHz)	0 Minute		2 Minute		5 Minute		10Minute	
Voltage (VDC)	TEMP. (°C)		Measurement Frequency (MHz)	Max. Deviation (ppm)	Measurement Frequency (MHz)	Max. Deviation (ppm)	Measurement Frequency (MHz)	Max. Deviation (ppm)	Measurement Frequency (MHz)	Max. Deviation (ppm)
3.3	0	5825	5824.986337	-2.35	5824.987004	-2.23	5824.986193	-2.37	5824.992237	-1.33
	5	5825	5824.986750	-2.27	5824.986855	-2.26	5824.985920	-2.42	5824.991814	-1.41
	10	5825	5824.986302	-2.35	5824.986270	-2.36	5824.985926	-2.42	5824.991981	-1.38
	15	5825	5824.986797	-2.27	5824.986903	-2.25	5824.985663	-2.46	5824.991682	-1.43
	20	5825	5824.986499	-2.32	5824.986226	-2.36	5824.985558	-2.48	5824.992620	-1.27
	25	5825	5824.986764	-2.27	5824.987128	-2.21	5824.986172	-2.37	5824.992421	-1.30
	30	5825	5824.986626	-2.30	5824.986650	-2.29	5824.985748	-2.45	5824.992062	-1.36
	35	5825	5824.986951	-2.24	5824.986701	-2.28	5824.985506	-2.49	5824.991934	-1.38
	40	5825	5824.986344	-2.34	5824.986295	-2.35	5824.985806	-2.44	5824.991764	-1.41
	45	5825	5824.987111	-2.21	5824.986168	-2.37	5824.985790	-2.44	5824.991834	-1.40
	50	5825	5824.986678	-2.29	5824.986755	-2.27	5824.986008	-2.40	5824.991755	-1.42

ANNEX B TEST SETUP PHOTOS

Please refer the document “BL-EC19A0003-AR.PDF”.

ANNEX C EUT EXTERNAL PHOTOS

Please refer the document “BL-EC19A0003-AW.PDF”.

ANNEX D EUT INTERNAL PHOTOS

Please refer the document “BL-EC19A0003-AI.PDF”.

--END OF REPORT--