APPLICATION FOR CERTIFICATION
On Behalf of
Technic Star Ltd.
900MHz Baby Monitor

Model : TS-900A

Prepared for : Technic Star Ltd.
Room 2115, Hung To Road No.1,
Kwun Tong, Kowloon, Hong Kong.

Prepared By : Audix Technology (Shenzhen) Co., Ltd.
No. 6 Ke Feng Rd., 52 Block,
Shenzhen Science & Industrial Park,
Nantou, Shenzhen, Guangdong, China

Tel: (0755)663-9496

Report Number • ACS-20F138
Date of Test • Oct. 18 /27, 2000
Date of Report • Oct. 30, 2000

TABLE OF CONTENTS

Description Page

Test Report Certification

1.GENERAL INFORMATION 1-1

1.1. Description of Device (EUT) 1-1
1.2. Test Facility 1-2
1.3. Measurement Uncertainty 1-2

2. POWER LINE CONDUCTED MEASUREMENT 2-1

3. RADIATED EMISSION MEASUREMENT 3-1

3.1. Test Equipment 3-1
3.2. Block Diagram of Test Setup 3-1
3.3. Radiated Emission Limit (Class B) 3-2
3.4. EUT Configuration on Measurement 3-2
3.5. Operating Condition of EUT 3-3
3.6. Test Procedure 3-3
3.7. Radiated Emission Noise Measurement Result 3-4

4.FUNDENNENT FREQUENCY BANDWIDTH MEASUREMENT 4-1

4.1.Test results 4-1

5.PHOTOGRAPH 5-1

5.1.Photos of Radiated Measurement 5-1

APPENDIX I (15 Pages)

TEST REPORT CERTIFICATION

Applicant	•	Technic Star Ltd.
Manufacturer	•	Technic Star Ltd.
EUT Description	•	900MHz Baby Monitor
		(A) MODEL NO. : TS-900A
		(B) SERIAL NO. : F2000103001
		(C) POWER SUPPLY : +4.5V DC

Measurement Procedure Used:

FCC Rules and Regulations Part 15 Subpart C October 1998 & ANSI C63.4-1992

The device described above is tested by AUDIX TECHNOLOGY (SHENZHEN) CO., LTD. to determine the maximum emission levels emanating from the device. The maximum emission levels are compared to the FCC Part 15 Subpart C limits both radiated and conducted emissions. The measurement results are contained in this test report and AUDIX TECHNOLOGY (SHENZHEN) CO., LTD. is assumed full responsibility for the accuracy and completeness of these measurements. Also, this report shows that the Equipment Under Test (EUT) is to be technically compliant with the FCC requirements.
This report applies to above tested sample only. This report shall not be reproduced in part without written approval of AUDIX TECHNOLOGY (SHENZHEN) CO., LTD.

Date of Test : Oct. 18 /27, 2000

Prepared by : Annie Cheng / Assistant

Reviewer : Alex Deng / Assistant Manager

For and on behalf of
AUDIX TECHNOLOGY (SHENZHEN) CO.,LTD.

Approved & Authorized Signer : Smart Tsai / Manager
Authorized Signature(s)

1. GENERAL INFORMATION

1.1. Description of Device (EUT)

Description	:	900MHz Baby Monitor (This report is about transmitter and the receiver FCC DOC report please refer to AUDIX Number ACS-20F137.)
Model Number	:	TS-900A
AC/DC Adaptor	:	M/N:N3511-4.524-DC Input:120V 60Hz 4W Output:DC4.5V 250Ma Output Line: Detachable, Unshielded 1.85m
Applicant	:	Technic Star Ltd. Room 2115, Hung To Road No.1, Kwun Tong, Kowloon, Hong Kong.
Manufacturer	:	Technic Star Ltd. Room 2115, Hung To Road No.1, Kwun Tong, Kowloon, Hong Kong.
Date of Test	:	Oct.18 / 27, 2000

1.2. Test Facility

Site Description

3m Anechoic Chamber	:	certificated by FCC, USA Aug. 18, 1997
3m & 10m Open Site	:	certificated by FCC, USA Feb. 13, 1998
EMC Lab.		certificated by VCCI, Japan Oct. 29, 1998
		certificated by DATech, German Feb. 02, 1999
		certificated by NVLAP, USA until Mar. 03, 2001 NVLAP Code: 200372-0
Name of Firm	:	Audix Technology (Shenzhen) Co., Ltd.
Site Location	:	No. 6, Ke Feng Rd., 52 Block, Shenzhen Science & Industrial Park, Nantou, Shenzhen, Guangdong, China

1.3. Measurement Uncertainty

Conduction Uncertainty	=	±2.66dB
Radiation Uncertainty	=	±4.26dB

2. POWER LINE CONDUCTED MEASUREMENT

According to Paragraph (f) of FCC Part 15 Section 15.107, measurements to demonstrate compliance with the conducted limits are not required for devices which only employ battery power for operation and which do not operate from the AC power lines or contain provisions for operation while connected to the AC power lines.

3. RADIATED EMISSION MEASUREMENT

3.1. Test Equipment

The following test equipments are used during the radiated emission measurement:

3.1.1. For Chamber #3

Item	Equipment	Manufacturer	Model No.	Serial No.	Last Cal.	Cal. Interval
1.	Spectrum Analyzer	HP	85422E	3625A00181	Jun. 04, 00	1 Year
2.	Test Receiver	Rohde & Schwarz	ESVS20	830350/005	Jun. 04, 00	1 Year
3.	Amplifier	HP	8447D	2944A07794	Jun. 04, 00	1/2 Year
4.	Bilog Antenna	Chase	CBL6112A	2176	Sep. 26, 00	1 Year
5.	Computer	N/A	N/A	N/A	N/A	N/A
6.	Printer	NEC	P3800	568101448	N/A	N/A
7.	Coaxial Switch	Anritsu	MP59B	M20531	Jun. 04, 00	1 Year
8.	FR Cable	MIYAZAKI	5D-2W	3# Chamber No.1	Aug. 28, 00	1/2 Year
9.	FR Cable	MIYAZAKI	5D-2W	3# Chamber No.2	Aug. 28, 00	1/2 Year
10.	FR Cable	FUJIKURA	RG-55/U	3# Chamber No.3	Aug. 28, 00	1/2 Year
11.	FR Cable	FUJIKURA	RG-55/U	3# Chamber No.4	Aug. 28, 00	1/2 Year

3.2. Block Diagram of Test Setup

3.2.1. diagram of connection between the EUT and simulators

EUT

(EUT: 900MHz Baby Monitor)

3.2.2. Chamber # 3 Test Setup Diagram

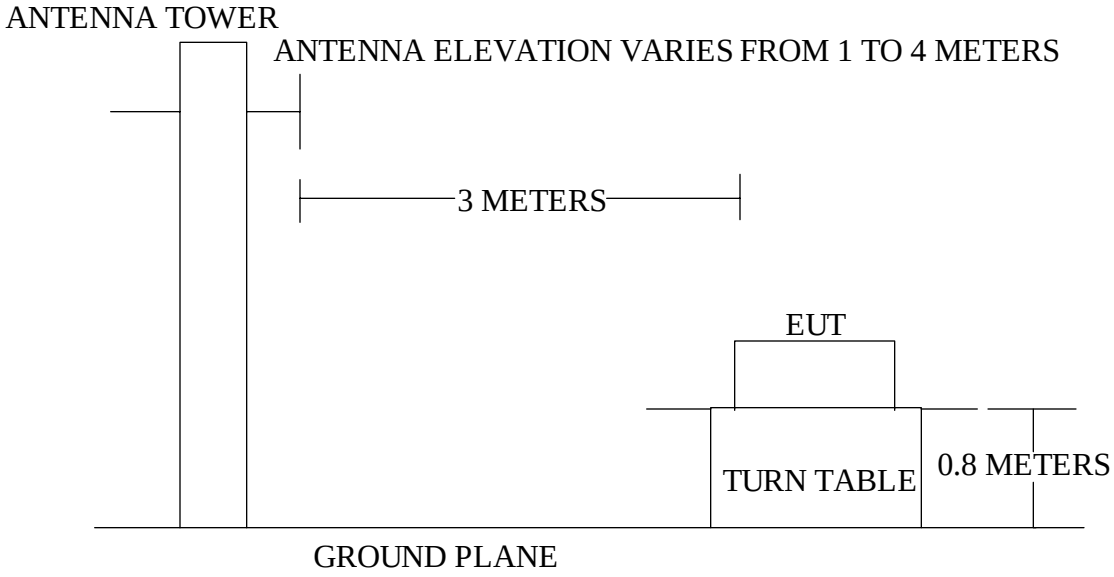

3.3. Radiated Emission Limit (Class B)

FREQUENCY MHz	DISTANCE Meters	FIELD STRENGTHS LIMIT	
		μV/m	dB(μV)/m
Fundamental Frequency	3	50×10^3	94.0
30 ~ 88	3	100	40.0
88 ~ 216	3	150	43.5
216 ~ 960	3	200	46.0
Above 960	3	500	54.0

Remark • (1) Emission level (dB)μV = 20 log Emission level μV/m
(2) The smaller limit shall apply at the cross point between two frequency bands.
(3) Distance is the distance in meters between the measuring instrument, antenna and the closest point of any part of the device or system.

3.4. EUT Configuration on Measurement

The following equipment are installed on Radiated Emission Measurement to meet the commission requirements and operating regulations in a manner which tends to maximize its emission characteristics in normal application.

3.4.1. 900MHz Baby Monitor (EUT)

Model Number : TS-900A
Serial Number : F2000103001
Manufacturer : Technic Star Ltd.

3.5. Operating Condition of EUT

1. Setup the EUT as shown in Section 3.2..
2. Let the the EUT work in test mode (On) and measure it.

3.6. Test Procedure

EUT and its simulators are placed on a turn table, which is 0.8 meter high above ground. The turn table can rotate 360 degrees to determine the position of the maximum emission level. EUT is set 3.0 meters away from the receiving antenna, which is mounted on a antenna tower. The antenna can be moved up and down between 1.0 meter and 4 meters to find out the maximum emission level. Broadband antenna (calibrated bilog antenna) is used as receiving antenna. Both horizontal and vertical polarization of the antenna are set on measurement. In order to find the maximum emission levels, all of the interface cables must be manipulated according to ANSI C63.4-1992 on radiated emission measurement.

The bandwidth of the EMI test receiver (R&S ESVS20) is set at 120KHz in the 30-10000MHz and 1MHz had been set in above 10000MHz Range.

The frequency range from 30MHz to 10000MHz is checked.

The test mode (On) is tested in Anechoic Chamber and all the scanning waveforms are attached in Appendix II.

3.7. Radiated Emission Noise Measurement Result

PASS.

The frequency range from 30MHz to 1000MHz is investigated. Please see the following pages.

Date of Test :	Oct.18, 2000	Temperature :	26•
EUT :	900MHz Baby Monitor	Humidity :	60•
Model No. :	TS-900A	Test Mode :	On
Test Engineer:	Rees Zeng	Memo :	Monitor On A

Frequency MHz	Antenna Factor dB/m	Cable Loss dB	Meter Reading Horizontal dBμV	Emission Level Horizontal dBμV/m	Over Limits dB	Limits dBμV/m
452.742	27.47	4.90	7.80	35.27	-10.73	46.00
905.467	32.53	5.95	42.00	74.53	-19.47	94.00

Remark: 1. All readings are Quasi-Peak values.
2. Emission Level = Antenna Factor + Cable Loss + Meter Reading

Date of Test :	Oct.18, 2000	Temperature :	26•
EUT :	900MHz Baby Monitor	Humidity :	60•
Model No. :	TS-900A	Test Mode :	On
Test Engineer:	Rees Zeng	Memo :	Monitor On A

Frequency MHz	Antenna Factor dB/m	Cable Loss dB	Meter Reading Vertical dBμV	Emission Level Vertical dBμV/m	Over Limits DB	Limits dBμV/m
452.742	27.08	4.90	10.90	37.98	-8.02	46.00
905.469	32.37	5.95	46.20	78.57	-15.43	94.00

Remark: 1. All readings are Quasi-Peak values.
2. Emission Level = Antenna Factor + Cable Loss + Meter Reading

Reviewer : 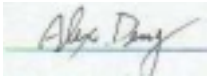

Date of Test :	Oct.18, 2000	Temperature :	26•
EUT :	900MHz Baby Monitor	Humidity :	60•
Model No. :	TS-900A	Test Mode :	On
Test Engineer:	Rees Zeng	Memo :	Monitor On B

Frequency MHz	Antenna Factor dB/m	Cable Loss dB	Meter Reading Horizontal dBμV	Emission Level Horizontal dBμV/m	Over Limits dB	Limits dBμV/m
381.140	26.02	4.64	9.68	35.70	-10.30	46.00
678.840	29.96	5.51	6.24	36.20	-9.80	46.00
906.840	32.56	5.95	39.44	72.00	-22.00	94.00

Remark: 1. All readings are Quasi-Peak values.
2. Emission Level = Antenna Factor + Cable Loss + Meter Reading

Date of Test :	Oct.18, 2000	Temperature :	26•
EUT :	900MHz Baby Monitor	Humidity :	60•
Model No. :	TS-900A	Test Mode :	On
Test Engineer:	Rees Zeng	Memo :	Monitor On B

Frequency MHz	Antenna Factor dB/m	Cable Loss dB	Meter Reading Vertical dBμV	Emission Level Vertical dBμV/m	Over Limits DB	Limits dBμV/m
453.880	27.08	4.90	9.92	37.00	-9.00	46.00
678.920	30.69	5.51	6.91	37.60	-8.40	46.00
906.825	32.45	5.95	45.95	78.40	-15.60	94.00

Remark: 1. All readings are Quasi-Peak values.
2. Emission Level = Antenna Factor + Cable Loss + Meter Reading

Reviewer : 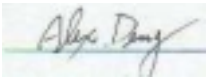

The frequency range from 1000MHz to 10000MHz is investigated. Please see the following pages.

Date of Test :	Oct.18, 2000	Temperature :	26•
EUT :	900MHz Baby Monitor	Humidity :	60•
Model No. :	TS-900A	Test Mode :	On
Test Engineer:	Rees Zeng	Memo :	Monitor On A

Frequency MHz	Antenna Factor dB/m	Cable Loss dB	Meter Reading Horizontal dBμV	Emission Level Horizontal dBμV/m	Over Limits dB	Limits dBμV/m
1810.900	28.36	4.75	46.60	44.73	-9.27	54.00
2716.357	30.84	6.08	41.60	44.02	-9.98	54.00

Remark: 1. All readings are AV average values.
2. Emission Level = Antenna Factor + Cable Loss + Meter Reading

Date of Test :	Oct.18, 2000	Temperature :	26•
EUT :	900MHz Baby Monitor	Humidity :	60•
Model No. :	TS-900A	Test Mode :	On
Test Engineer:	Rees Zeng	Memo :	Monitor On A

Frequency MHz	Antenna Factor dB/m	Cable Loss dB	Meter Reading Vertical dBμV	Emission Level Vertical dBμV/m	Over Limits DB	Limits dBμV/m
1810.900	28.36	4.75	46.40	44.53	-9.47	54.00
2716.355	30.84	6.08	41.80	44.22	-9.78	54.00

Remark: 1. All readings are AV average values.
2. Emission Level = Antenna Factor + Cable Loss + Meter Reading

Reviewer : 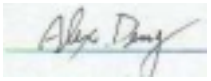

Date of Test :	Oct.18, 2000	Temperature :	26•
EUT :	900MHz Baby Monitor	Humidity :	60•
Model No. :	TS-900A	Test Mode :	On
Test Engineer:	Rees Zeng	Memo :	Monitor On B

Frequency MHz	Antenna Factor dB/m	Cable Loss dB	Meter Reading Horizontal dBµV	Emission Level Horizontal dBµV/m	Over Limits dB	Limits dBµV/m
1811.814	28.38	4.76	45.20	43.36	-10.64	54.00
2717.878	30.85	6.09	38.90	41.35	-12.65	54.00

Remark: 1. All readings are AV average values.
2. Emission Level = Antenna Factor + Cable Loss + Meter Reading

Date of Test :	Oct.18, 2000	Temperature :	26•
EUT :	900MHz Baby Monitor	Humidity :	60•
Model No. :	TS-900A	Test Mode :	On
Test Engineer:	Rees Zeng	Memo :	Monitor On B

Frequency MHz	Antenna Factor dB/m	Cable Loss dB	Meter Reading Vertical dBµV	Emission Level Vertical dBµV/m	Over Limits DB	Limits dBµV/m
1811.911	34.98	4.76	45.60	43.76	-10.24	54.0
2717.878	34.49	6.09	39.90	42.35	-11.65	54.00

Remark: 1. All readings are AV average values.
2. Emission Level = Antenna Factor + Cable Loss + Meter Reading

Reviewer : 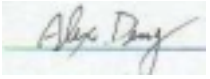

AUDIX Tel:0755-6639495~7 Fax:0755-6632877

Data#: 139 File#: technics.emi Date: 2000-10-18 Time: 16:29:34

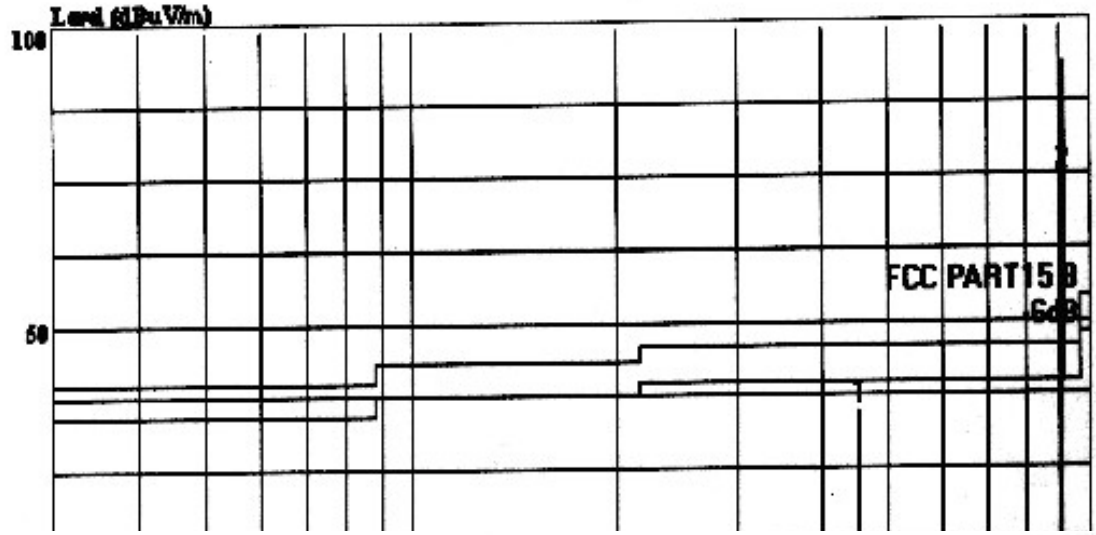

AUDIX Tel:0755-6639495~7 Fax:0755-6632877

Data#: 141 File#: technics.emi Date: 2000-10-18 Time: 16:35:23

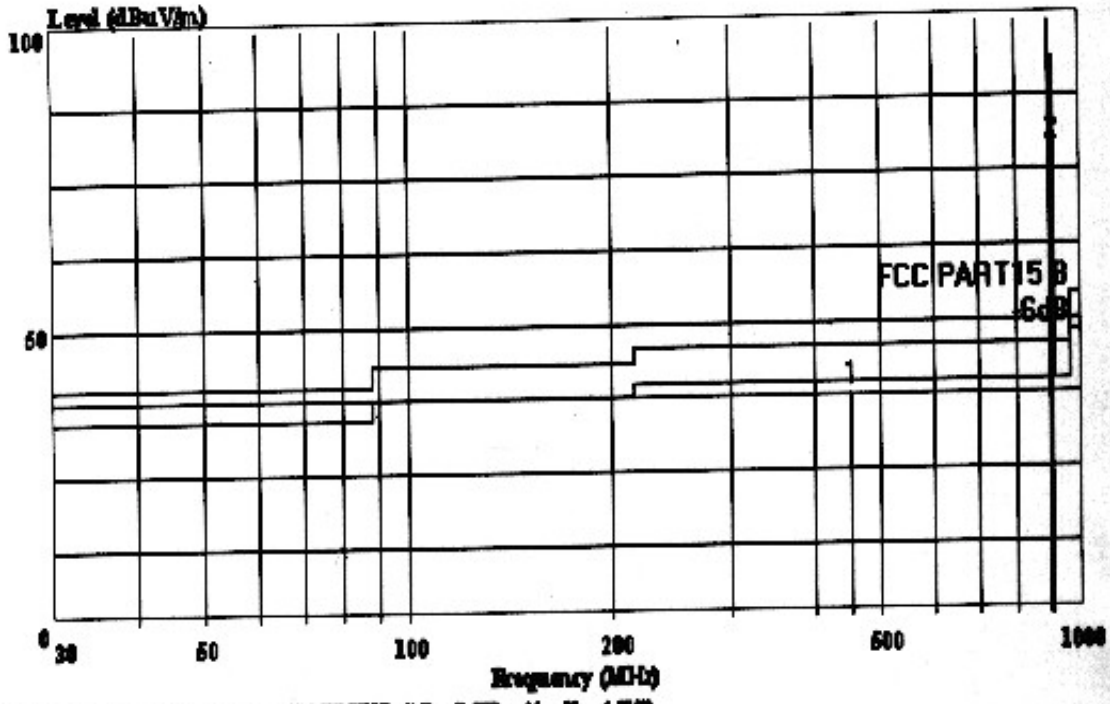

AUDIX TECHNOLOGY (SHENZHEN) CO., LTD. (Audix ATC)

Trace: Ref Trace:

Condition: FCC PART15 B 3m 2176FACTOR VERTICAL
EUT: : 900MHz Baby Monitor M/N:TS-900A
POWER :: DC 4.5V
memo : Monitor On A

Page: 1

	Freq	Level	Limit Line	Over Limit	Read Level	Factor	Cable Loss	Remark
	MHz	dBuV/m	dBuV/m	dB	dBuV	dB	dB	
1	452.742	37.98	46.00	-8.02	10.90	27.08	4.90	
2	905.469	78.57	94.00	-15.43	46.20	32.37	5.95	

AUDIX TECHNOLOGY (SHENZHEN) CO., LTD.
52 Block
Shenzhen Science & Ind. Park
Nantou, Shenzhen,Guangdong
Tel:0755-6639495 Fax:6632877

Data#: 171 File#: TECHNICS.EMI Date: 2000-10-27 Time: 11:54:33

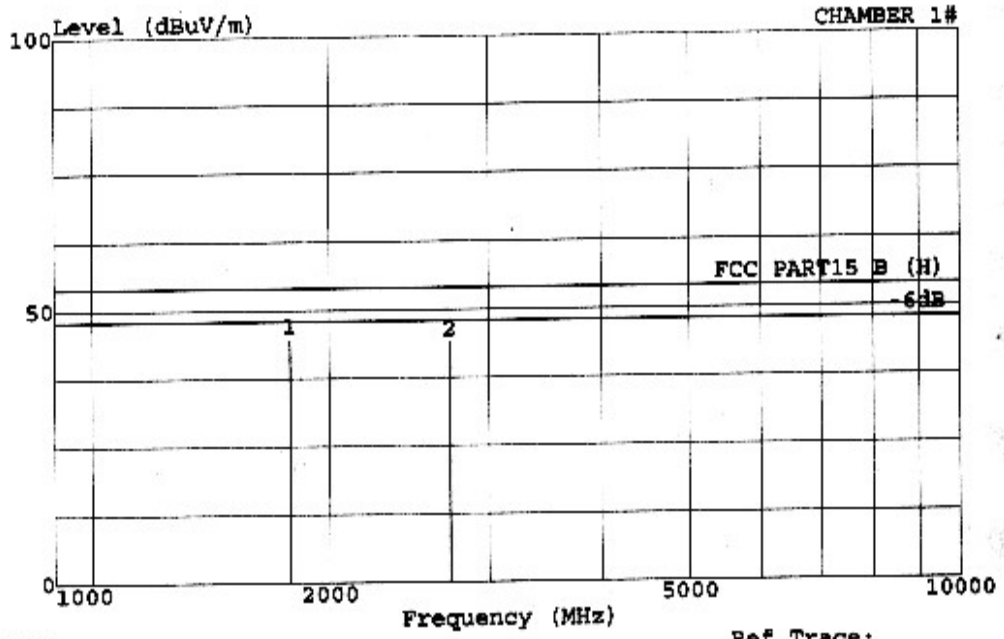

Trace: Ref Trace:
Condition: FCC PART15 B (H) 3m 3115FACTOR HORIZONTAL
EUT: : 900MHz Baby Monitor M/N:TS-900A
Power:: DC 4.5V
Memo: : Monitor On A

Page: 1

	Freq	Level	Over Limit	Limit Line	Read Level	Probe Factor	Cable Loss	Preamp Factor	Factor
	MHz	dB	dB	dB	dB	dB	dB	dB	dB
1	1810.900	44.73	-9.27	54.00	46.60	28.36	4.75	34.98	-1.87
2	2716.357	44.02	-9.98	54.00	41.60	30.84	6.08	34.49	2.42

AUDIX TECHNOLOGY (SHENZHEN) CO., LTD.
52 Block
Shenzhen Science & Ind. Park
Nantou, Shenzhen,Guangdong
Tel:0755-6639495 Fax:6632877

Data#: 162 File#: TECHNICS.EMI Date: 2000-10-27 Time: 11:29:21

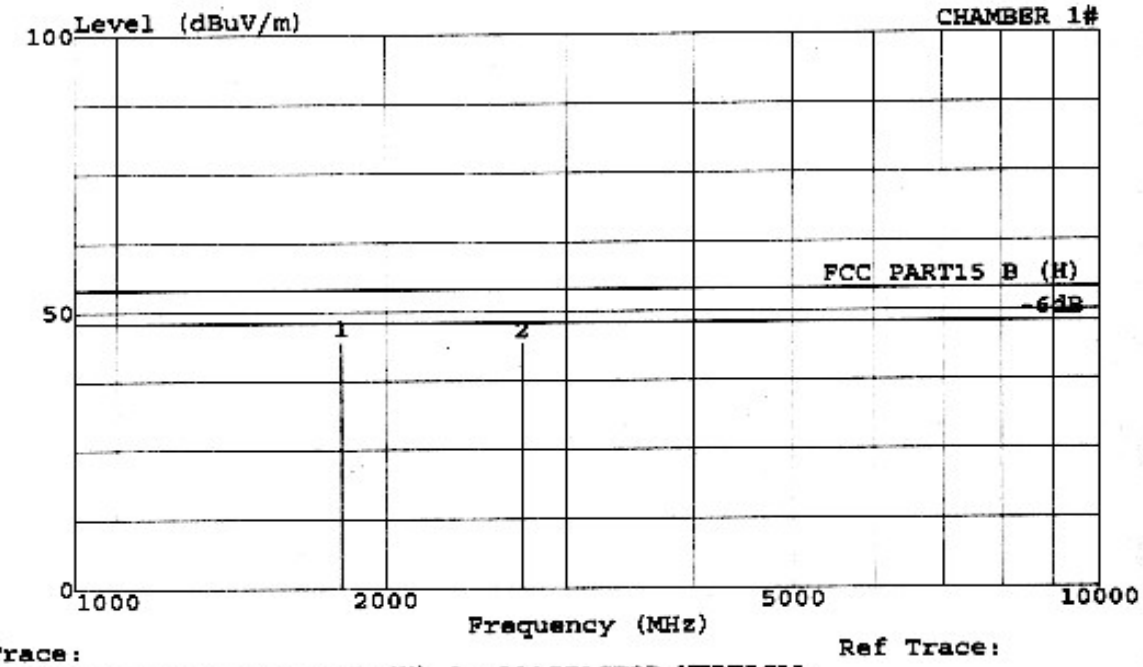

Trace: Ref Trace:
Condition: FCC PART15 B (H) 3m 3115FACTOR VERTICAL
EUT: : 900MHz Baby Monitor M/N:TS-900A
Power:: DC 4.5V
Memo: : Monitor On A

Page: 1

	Freq	Level	Over Limit	Limit Line	Read Level	Probe Factor	Cable Loss	Preamp Factor	Factor
	MHz	dB	dB	dB	dB	dB	dB	dB	dB
1	1810.900	44.53	-9.47	54.00	46.40	28.36	4.75	34.98	-1.87
2	2716.355	44.22	-9.78	54.00	41.80	30.84	6.08	34.49	2.42

AUDIX ..Tel:.0755-6639495~7 Fax:0755-6632877

Data#: 172 File#: technics.emi Date: 2000-10-27 Time: 13:51:06

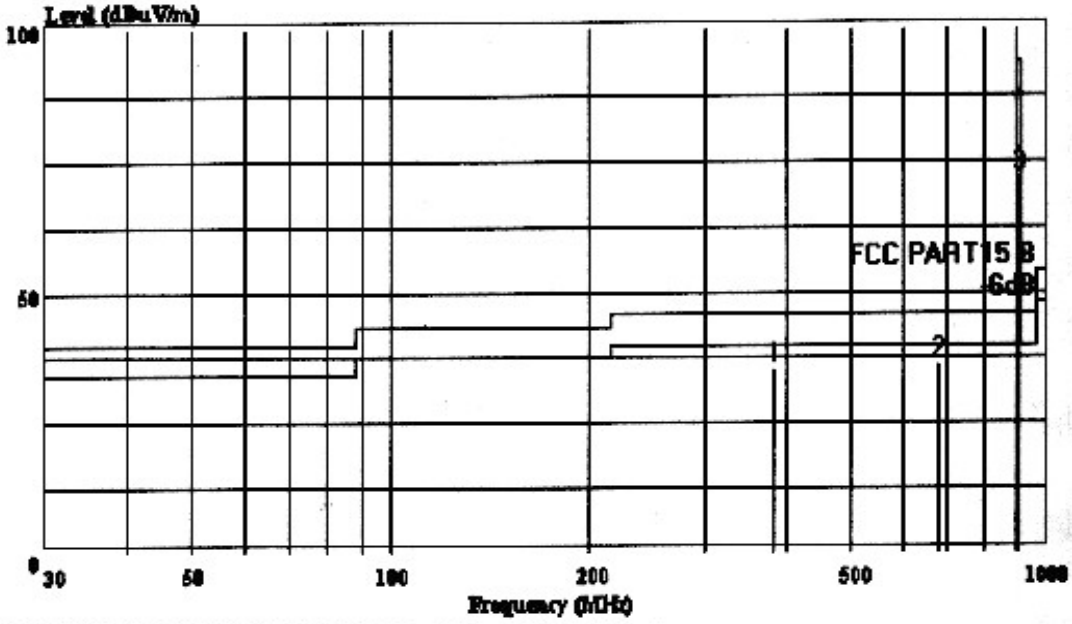

AUDIX TECHNOLOGY (SHENZHEN) CO., LTD. (Audix ATC)

Trace: Ref Trace:

Condition: FCC PART15 B 3m 2176FACTOR HORIZONTAL
EUT: : 900MHz Baby Monitor M/N:TS-900A
POWER :: DC 4.5V
memo : Monitor On B

Page: 1

	Freq	Level	Limit Line	Over Limit	Read Level	Factor	Cable Loss	Remark
	MHz	dBuV/m	dBuV/m	dB	dBuV	dB	dB	
1	381.140	35.70	46.00	-10.30	9.68	26.02	4.64	
2	678.840	36.20	46.00	-9.80	6.24	29.96	5.51	

AUDIX ..Tel:.0755-6639495~7 Fax:0755-6632877

Data#: 171 File#: technics.emi Date: 2000-10-27 Time: 13:48:56

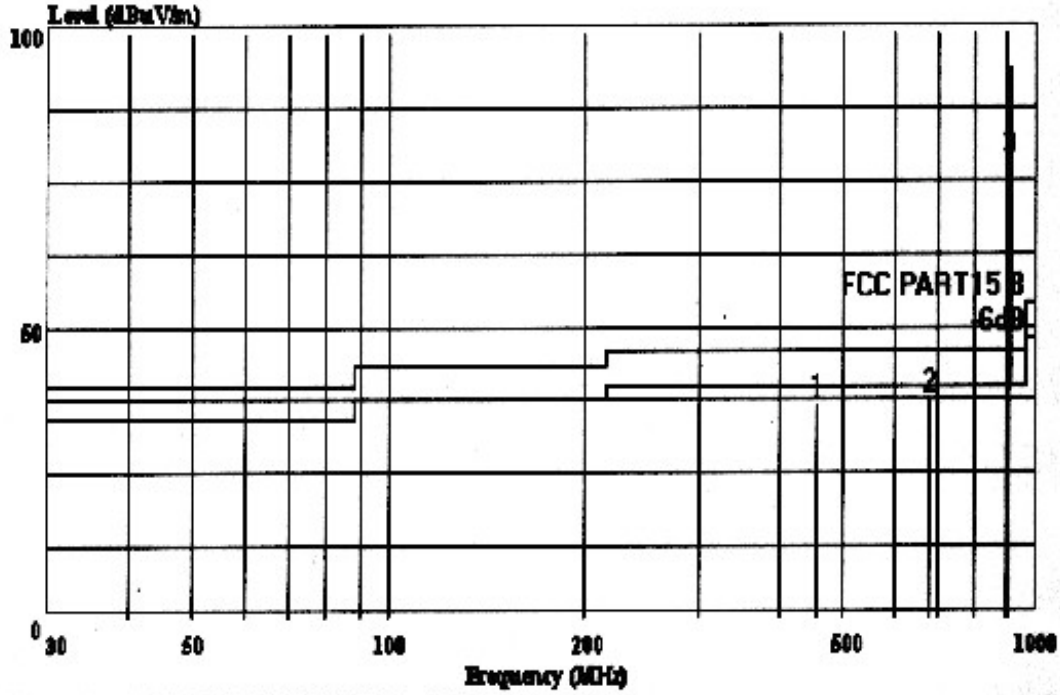

AUDIX TECHNOLOGY (SHENZHEN) CO., LTD. (Audix ATC)

Trace: Ref Trace:

Condition: FCC PART15 B 3m 2176FACTOR VERTICAL
EUT: : 900MHz Baby Monitor M/N:TS-900A
POWER :: DC 4.5V
memo : Monitor On B

Page: 1

	Freq	Level	Limit Line	Over Limit	Read Level	Factor	Cable Loss	Remark
	MHz	dBuV/m	dBuV/m	dB	dBuV	dB	dB	
1	453.880	37.00	46.00	-9.00	9.92	27.08	4.90	
2	678.920	37.60	46.00	-8.40	6.91	30.69	5.51	

AUDIX TECHNOLOGY (SHENZHEN) CO., LTD.
52 Block
Shenzhen Science & Ind. Park
Nantou, Shenzhen,Guangdong
Tel:0755-6639495 Fax:6632877

Data#: 168 File#: TECHNICS.EMI Date: 2000-10-27 Time: 11:47:01

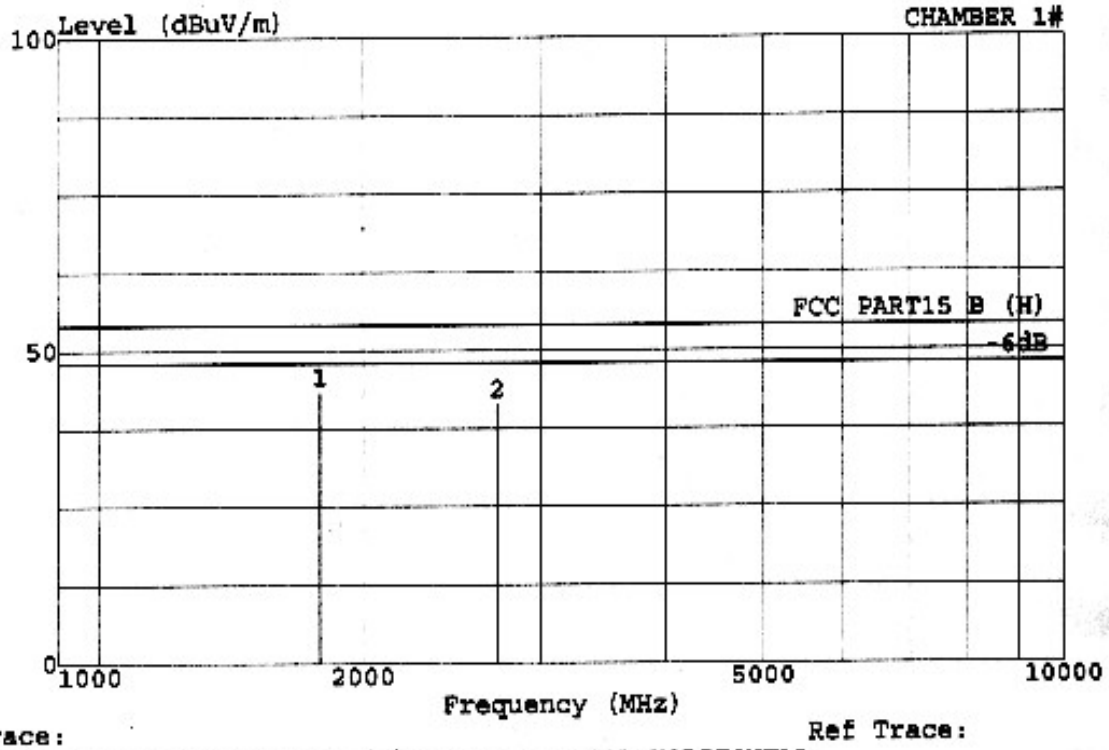

Trace: Ref Trace:
Condition: FCC PART15 B (H) 3m 3115FACTOR HORIZONTAL
EUT: : 900MHz Baby Monitor M/N:TS-900A
Power:: DC 4.5V
Memo: : Monitor On B

Page: 1

	Freq	Level	Over Limit	Limit Line	Read Level	Probe Factor	Cable Loss	Preamp Factor	Factor
	MHz	dB	dB	dB	dB	dB	dB	dB	dB
1	1811.814	43.36	-10.64	54.00	45.20	28.38	4.76	34.98	-1.84
2	2717.878	41.35	-12.65	54.00	38.90	30.85	6.09	34.49	2.45

AUDIX TECHNOLOGY (SHENZHEN) CO., LTD.
52 Block
Shenzhen Science & Ind. Park
Nantou, Shenzhen,Guangdong
Tel:0755-6639495 Fax:6632877

Data#: 165 File#: TECHNICS.EMI Date: 2000-10-27 Time: 11:35:32

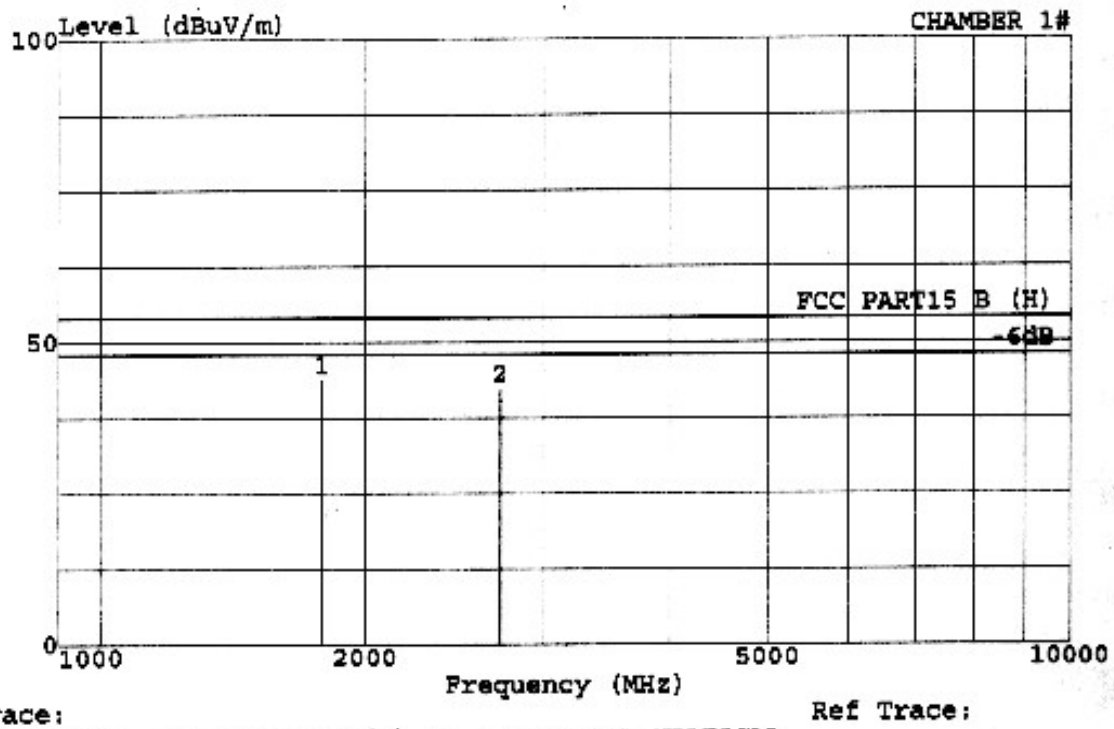

Trace: Ref Trace:
Condition: FCC PART15 B (H) 3m 3115FACTOR VERTICAL
EUT: : 900MHz Baby Monitor M/N:TS-900A
Power:: DC 4.5V
Memo: : Monitor On B

Page: 1

	Freq	Level	Over Limit	Limit Line	Read Level	Probe Factor	Cable Loss	Preamp Factor	Factor
	MHz	dB	dB	dB	dB	dB	dB	dB	dB
1	1811.911	43.76	-10.24	54.00	45.60	28.38	4.76	34.98	-1.84
2	2717.878	42.35	-11.65	54.00	39.90	30.85	6.09	34.49	2.45

4. FUNDENNENT FREQUENCY BANDWIDTH MEASUREMENT

4.1. Test results

PASS.

According to the standard FCC Part 15 subpart C §15.231 (C):
Bandwidth Limit (A) = 0.5%×905.467MHz = 4.527MHz
Bandwidth Measurement Result:
• f=905.615MHz – 905.318 MHz = 0.297MHz <4.527 MHz

Bandwidth Limit (B) = 0.5%×905.824MHz = 4.530MHz
Bandwidth Measurement Result:
• f=906.112MHz – 905.824 MHz = 0.288MHz <4.530 MHz

AUDIX® ..Tel:.0755-6639495~7 Fax:0755-6632877

Data#: 145 File#: technics.emi Date: 2000-10-18 Time: 17:00:34

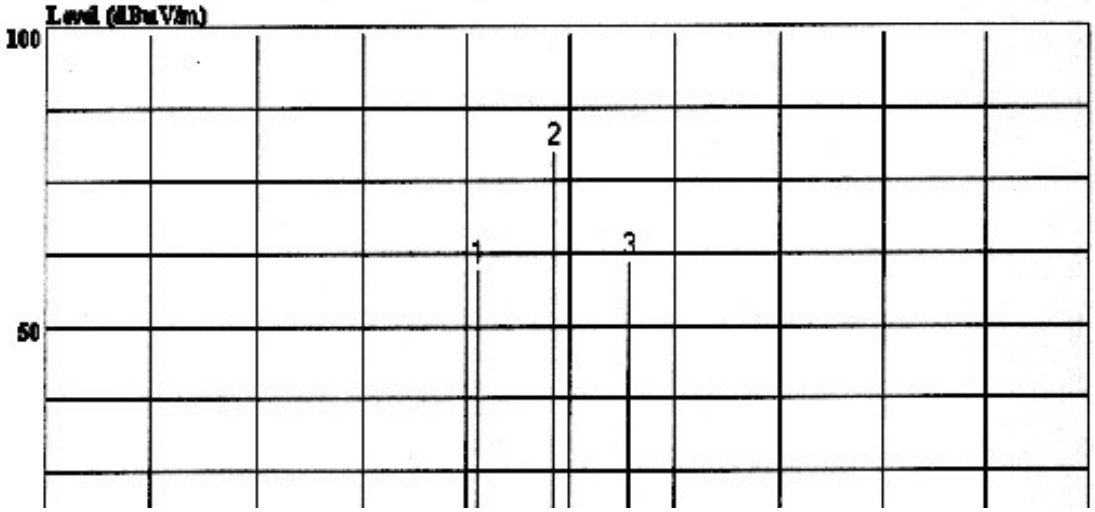

AUDIX® ..Tel:.0755-6639495~7 Fax:0755-6632877

Data#: 147 File#: technics.emi Date: 2000-10-18 Time: 17:05:48

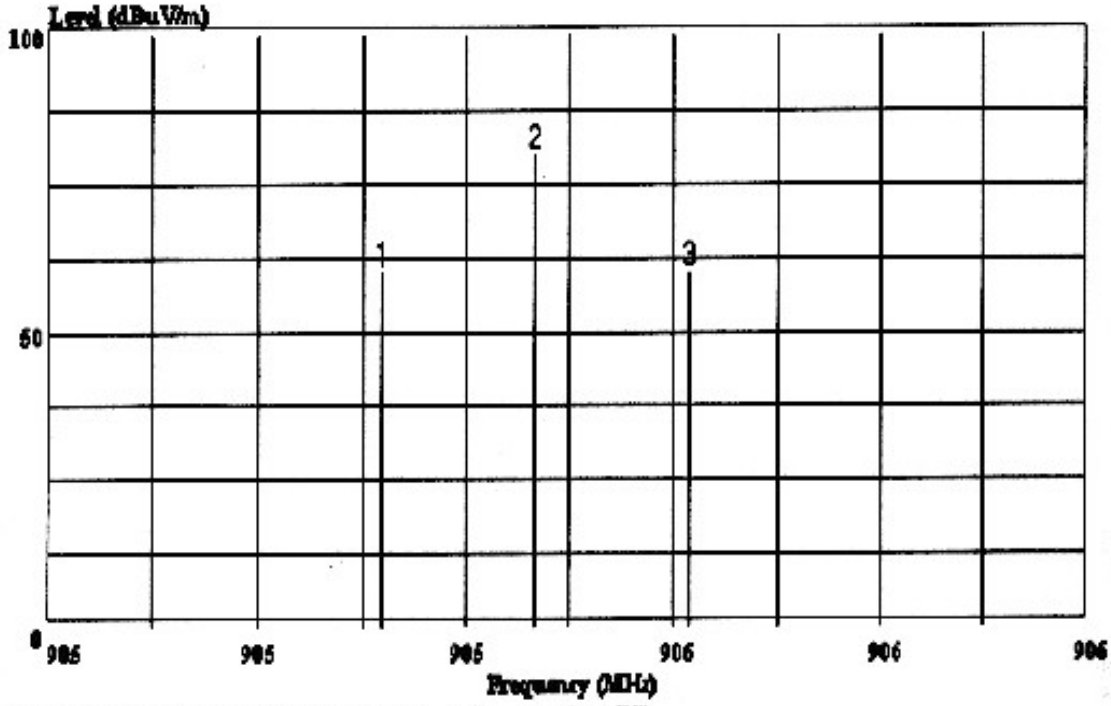

AUDIX TECHNOLOGY (SHENZHEN) CO., LTD. (Audix ATC)

Trace: Ref Trace:

Condition: 3m 2176FACTOR VERTICAL
EUT: : 900MHz Baby Monitor M/N:TS-900A
POWER :: DC 4.5V
memo : Monitor On Bandwide A

Page: 1

	Freq	Level	Limit Line	Over Limit	Read Level	Factor	Cable Loss	Remark
	MHz	dBuV/m	dBuV/m	dB	dBuV	dB	dB	
1	905.318	60.06	------	------	53.31	6.76	5.95	
2	905.467	80.17	------	------	73.41	6.76	5.95	

5. PHOTOGRAPH

5.1. Photos of Radiated Measurement





APPENDIX I

AUDIX ..Tel:.0755-6639495~7 Fax:0755-6632877

Data#: 146 File#: technics.emi Date: 2000-10-18 Time: 17:04:47

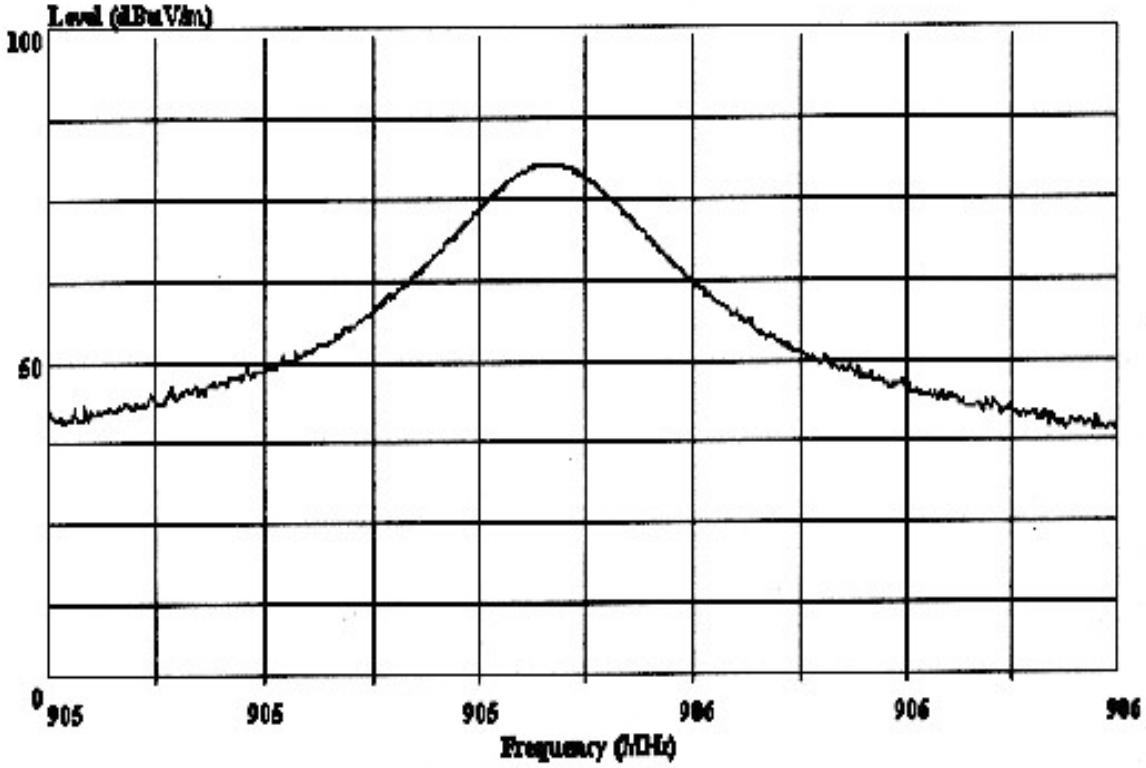

AUDIX TECHNOLOGY (SHENZHEN) CO., LTD. (Audix ATC)

Trace: Ref Trace:

Condition: 3m 2176FACTOR VERTICAL
EUT: : 900MHz Baby Monitor M/N:TS-900A
POWER :: DC 4.5V
memo : Monitor On Bandwide A

AUDIX ..Tel:.0755-6639495~7 Fax:0755-6632877

Data#: 138 File#: technics.emi Date: 2000-10-18 Time: 16:22:22

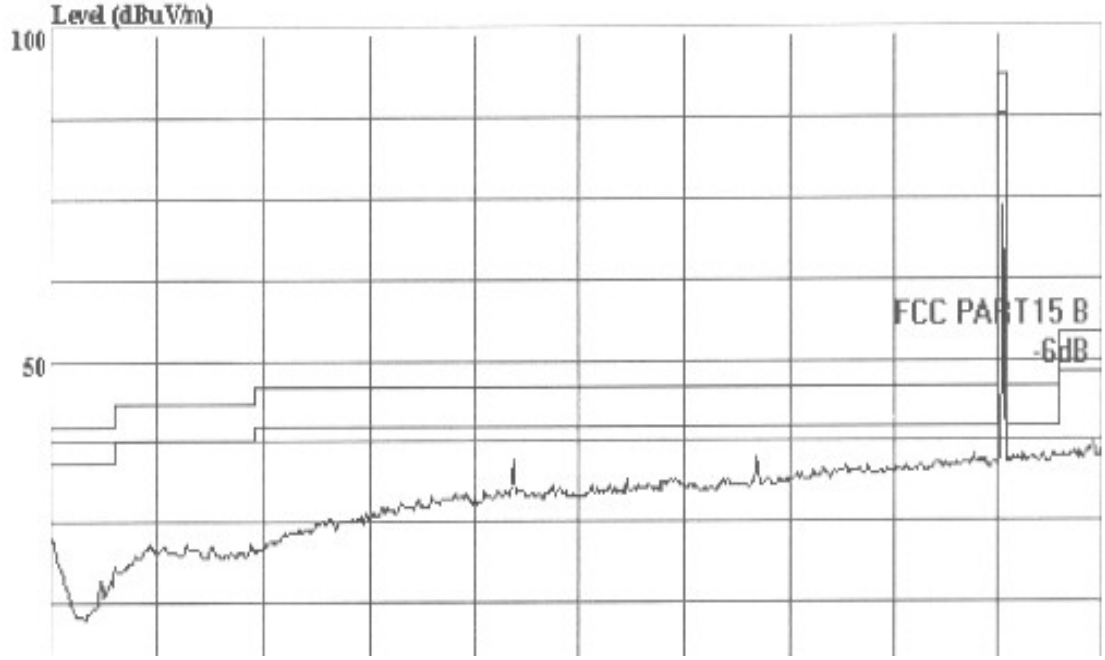

AUDIX ..Tel:.0755-6639495~7 Fax:0755-6632877

Data#: 140 File#: technics.emi Date: 2000-10-18 Time: 16:34:35

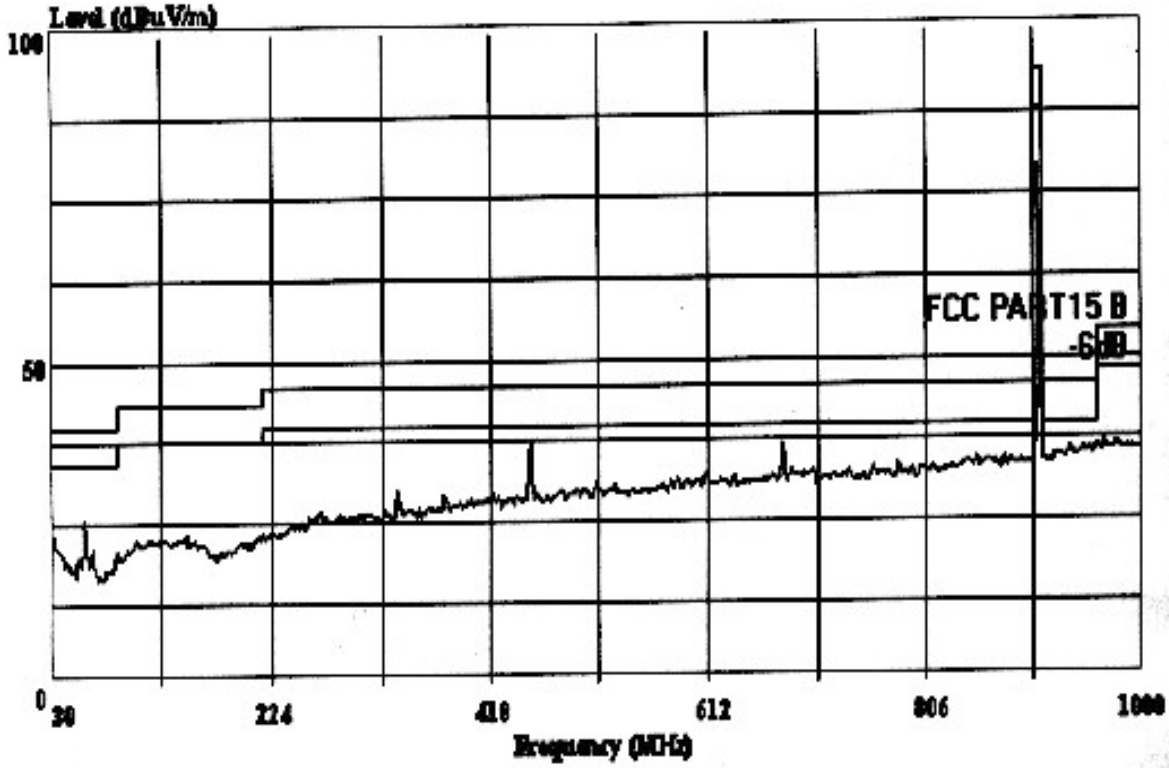

AUDIX TECHNOLOGY (SHENZHEN) CO., LTD. (Audix ATC)

Trace: Ref Trace:

Condition: FCC PART15 B 3m 2176FACTOR VERTICAL
EUT: : 900MHz Baby Monitor M/N:TS-900A
POWER :: DC 4.5V

AUDIX TECHNOLOGY (SHENZHEN) CO., LTD.

52 Block
Shenzhen Science & Ind. Park
Nantou, Shenzhen,Guangdong
Tel:0755-6639495 Fax:6632877

Data#: 160 File#: TECHNICS.EMI Date: 2000-10-27 Time: 11:24:11

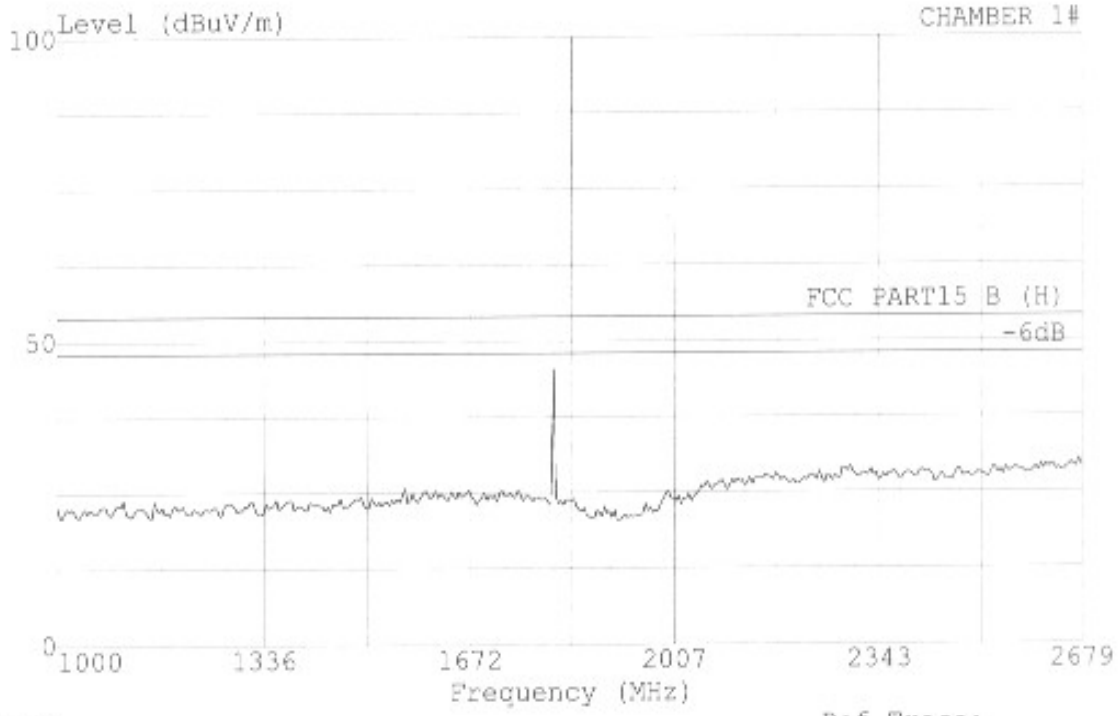

Trace: Ref Trace:
Condition: FCC PART15 B (H) 3m 3115FACTOR VERTICAL
EUT: : 900MHz Baby Monitor M/N:TS-900A
Power:: DC 4.5V

AUDIX TECHNOLOGY (SHENZHEN) CO., LTD.
52 Block
Shenzhen Science & Ind. Park
Nantou, Shenzhen,Guangdong
Tel:0755-6639495 Fax:6632877

Data#: 169 File#: TECHNICS.EMI Date: 2000-10-27 Time: 11:51:33

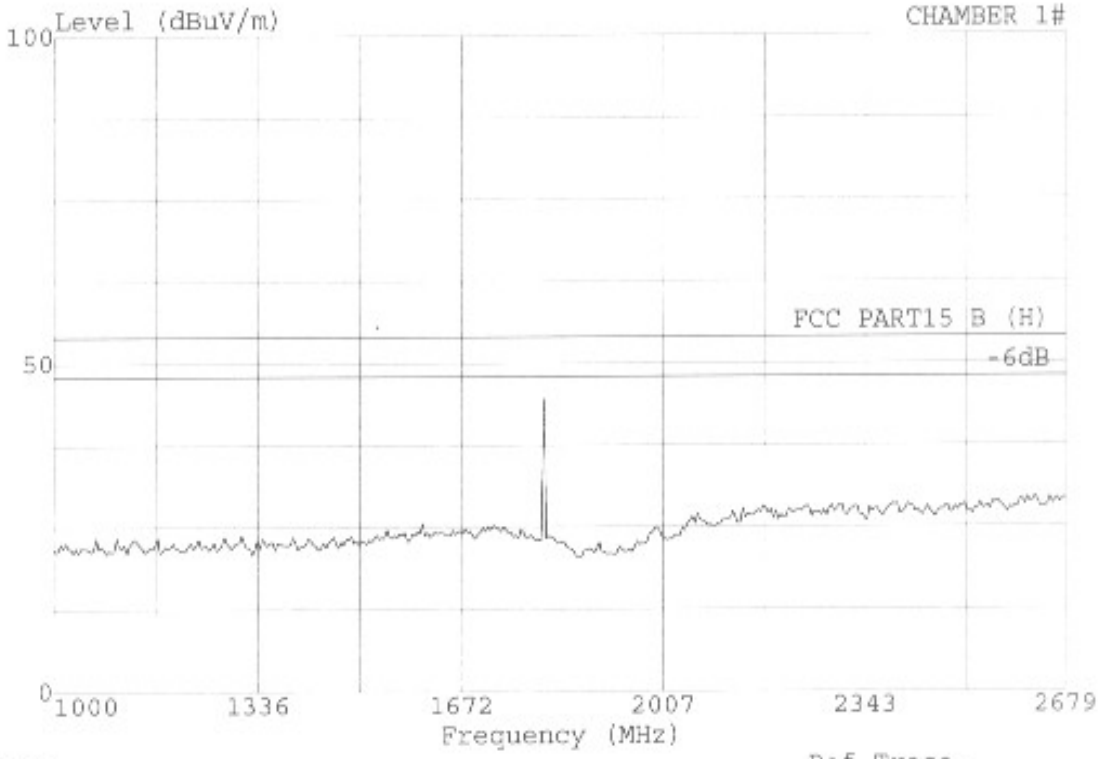

Trace: Ref Trace:
Condition: FCC PART15 B (H) 3m 311SFACTOR HORIZONTAL
EUT: : 900MHz Baby Monitor M/N:TS-900A
Power:: DC 4.5V

AUDIX TECHNOLOGY (SHENZHEN) CO., LTD.
52 Block
Shenzhen Science & Ind. Park
Nantou, Shenzhen,Guangdong
Tel:0755-6639495 Fax:6632877

Data#: 170 File#: TECHNICS.EMI Date: 2000-10-27 Time: 11:54:02

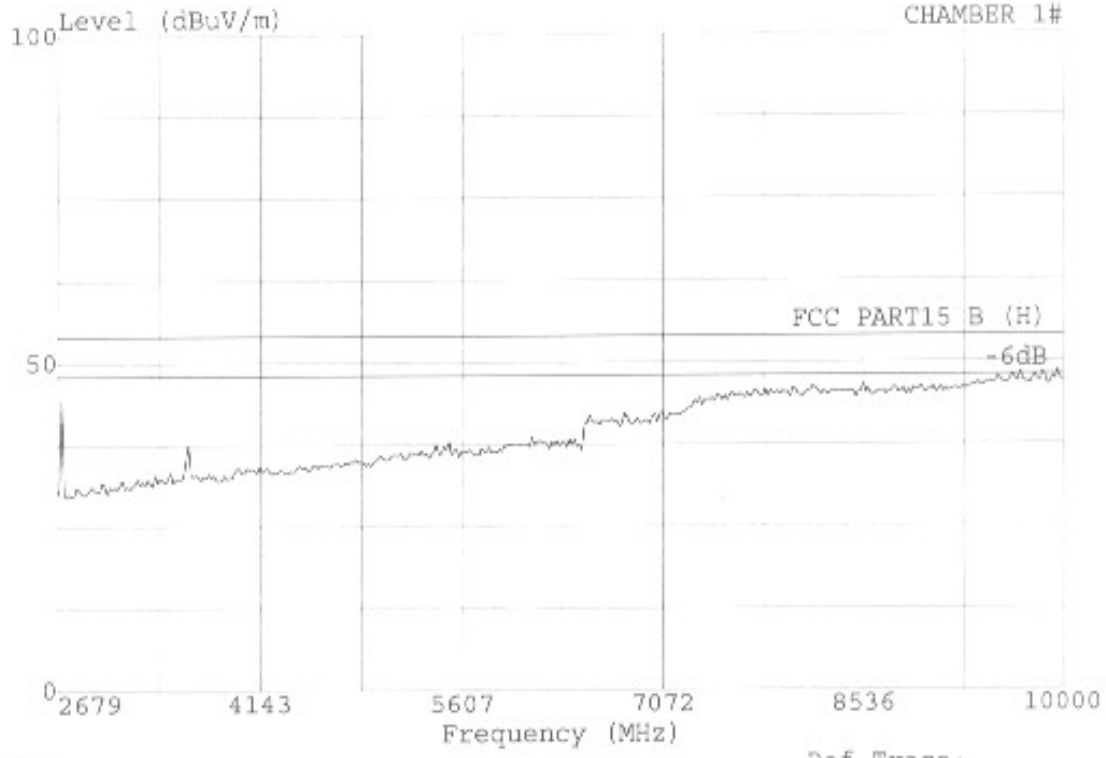

Trace: Ref Trace:
Condition: FCC PART15 B (H) 3m 3115FACTOR HORIZONTAL
EUT: : 900MHz Baby Monitor M/N:TS-900A
Power:: DC 4.5V

AUDIX TECHNOLOGY (SHENZHEN) CO., LTD.
52 Block
Shenzhen Science & Ind. Park
Nantou, Shenzhen,Guangdong
Tel:0755-6639495 Fax:6632877

Data#: 161 File#: TECHNICS.EMI Date: 2000-10-27 Time: 11:24:59

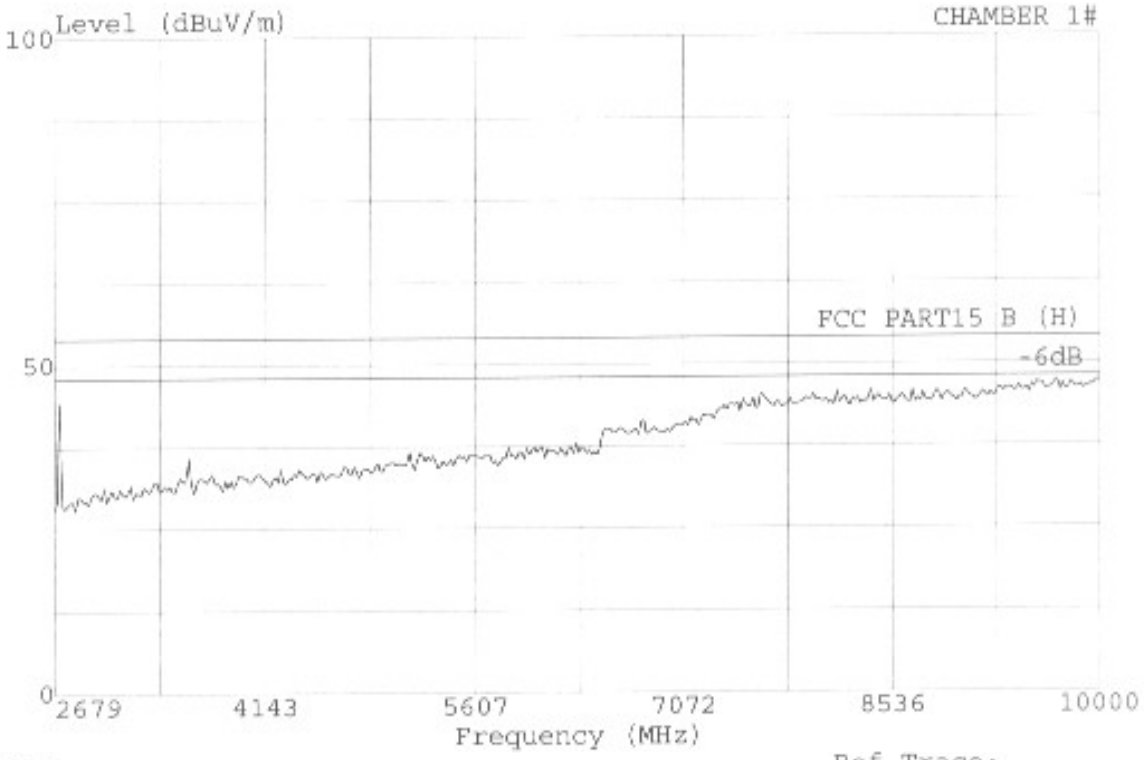

Trace:
Ref Trace:
Condition: FCC PART15 B (H) 3m 3115FACTOR VERTICAL
EUT: : 900MHz Baby Monitor M/N:TS-900A
Power:: DC 4.5V
Memo: : Monitor On A

AUDIX® Tel:0755-6639495~7 Fax:0755-6632877

Data#: 144 File#: technics.emi Date: 2000-10-18 Time: 16:57:05

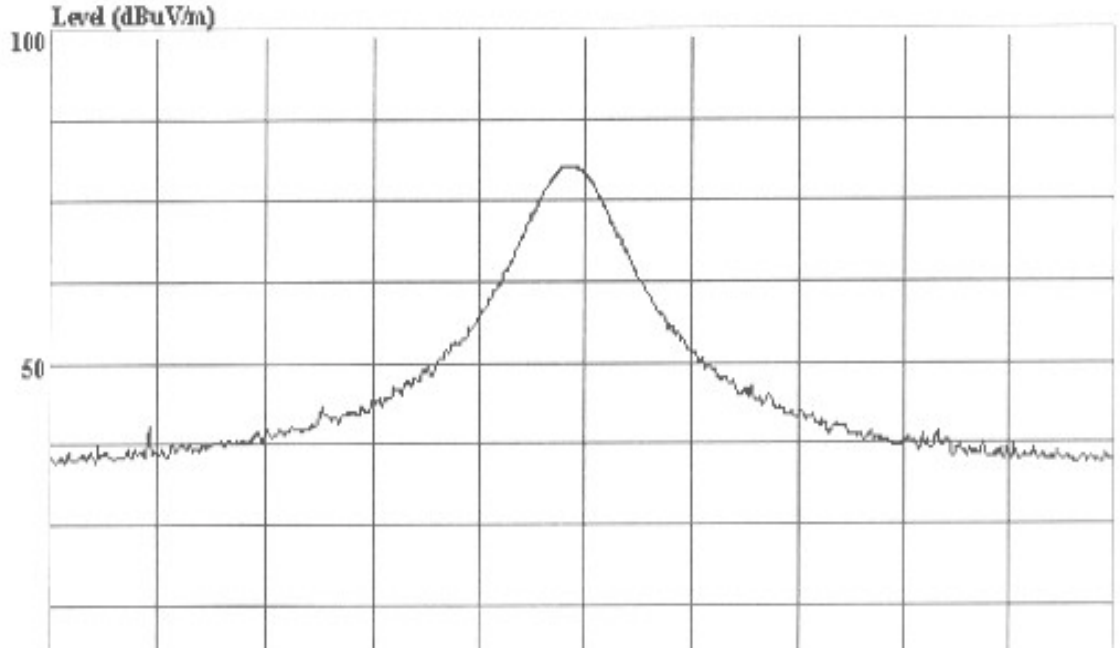

AUDIX® Tel:0755-6639495~7 Fax:0755-6632877

Data#: 144 File#: technics.emi Date: 2000-10-18 Time: 16:57:05

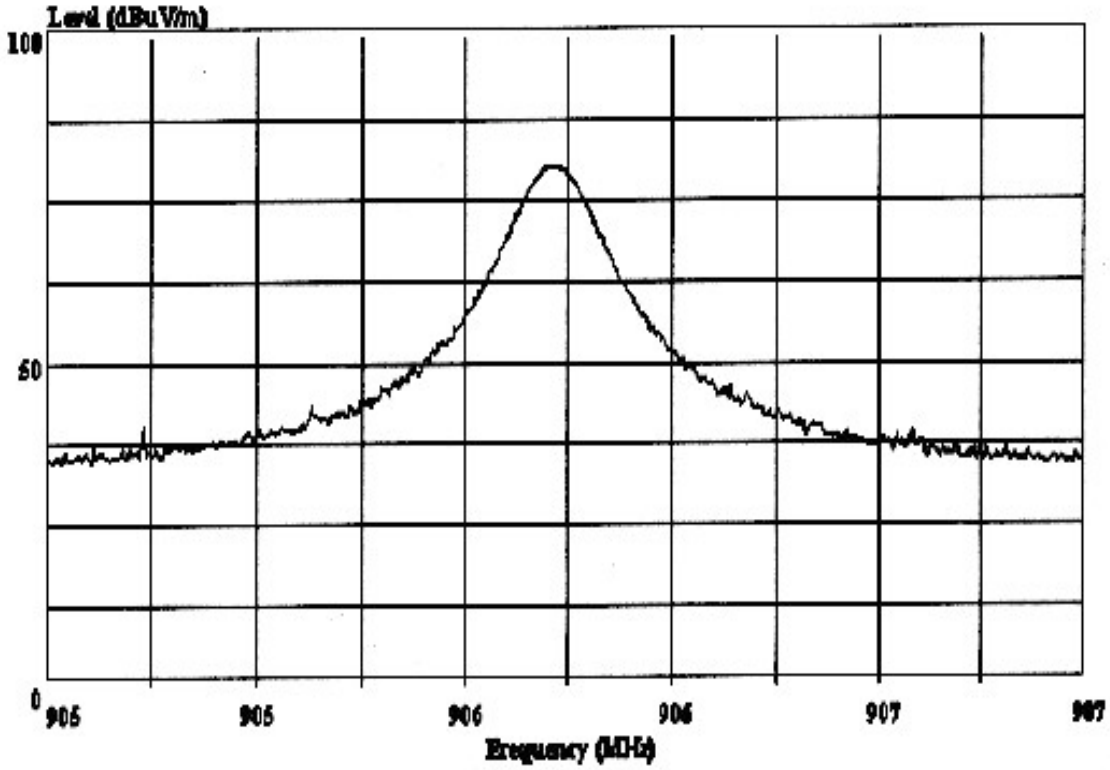

AUDIX TECHNOLOGY (SHENZHEN) CO., LTD. (Audix ATC)

Trace: Ref Trace:

Condition: 3m 2176FACTOR VERTICAL
EUT: : 900MHz Baby Monitor M/N:TS-900A
POWER :: DC 4.5V

AUDIX ..Tel:.0755-6639495~7 Fax:0755-6632877

Data#: 142 File#: technics.emi Date: 2000-10-18 Time: 16:39:43

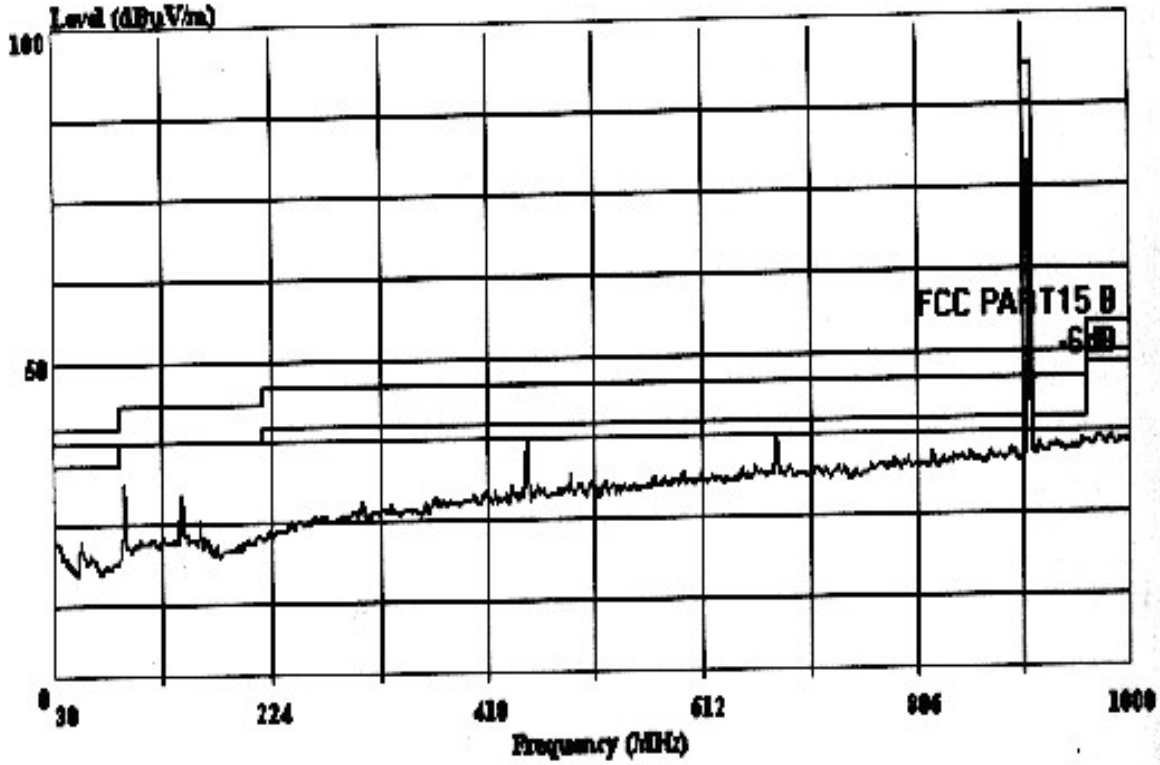

AUDIX TECHNOLOGY (SHENZHEN) CO., LTD. (Audix ATC)

Trace: Ref Trace:

Condition: FCC PART15 B 3m 2176FACTOR VERTICAL
EUT: : 900MHz Baby Monitor M/N:TS-900A
POWER :: DC 4.5V
memo : Monitor On B

AUDIX TECHNOLOGY (SHENZHEN) CO., LTD.
52 Block
Shenzhen Science & Ind. Park
Nantou, Shenzhen,Guangdong
Tel:0755-6639495 Fax:6632877

Data#: 166 File#: TECHNICS.EMI Date: 2000-10-27 Time: 11:45:53

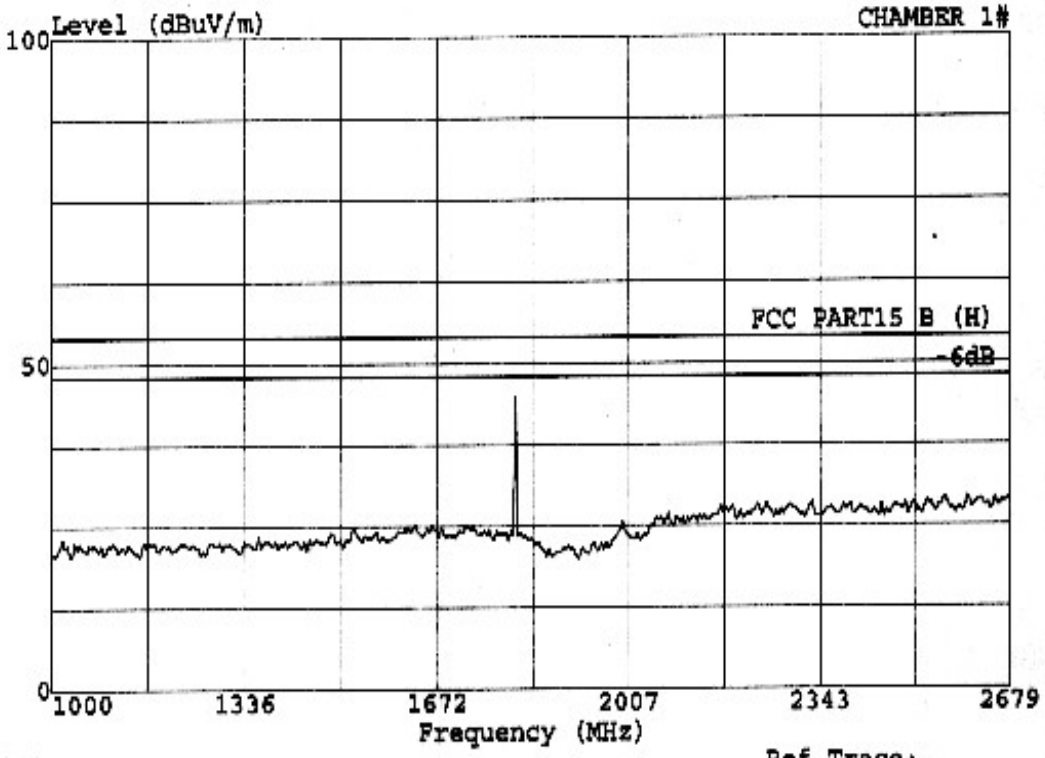

Trace: Ref Trace:
Condition: FCC PART15 B (H) 3m 3115FACTOR HORIZONTAL
EUT: : 900MHz Baby Monitor M/N:TS-900A
Power:: DC 4.5V
Memo: : Monitor On B

AUDIX
AUDIX TECHNOLOGY (SHENZHEN) CO., LTD.
52 Block
Shenzhen Science & Ind. Park
Nantou, Shenzhen,Guangdong
Tel:0755-6639495 Fax:6632877

Data#: 163 File#: TECHNICS.EMI Date: 2000-10-27 Time: 11:33:17

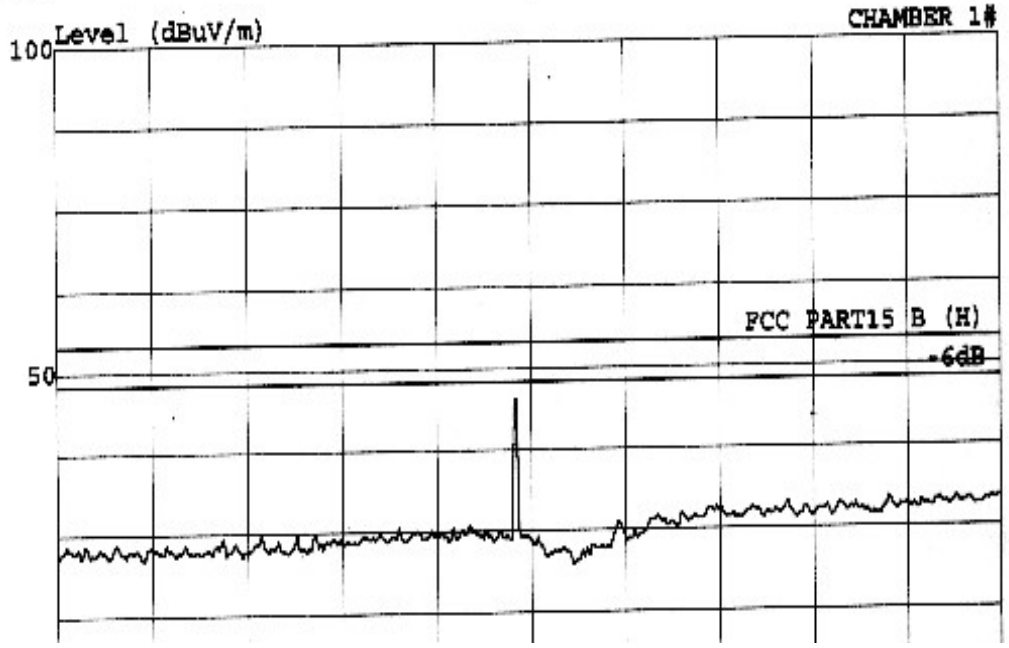

AUDIX
AUDIX TECHNOLOGY (SHENZHEN) CO., LTD.
52 Block
Shenzhen Science & Ind. Park
Nantou, Shenzhen,Guangdong
Tel:0755-6639495 Fax:6632877

Data#: 167 File#: TECHNICS.EMI Date: 2000-10-27 Time: 11:46:34

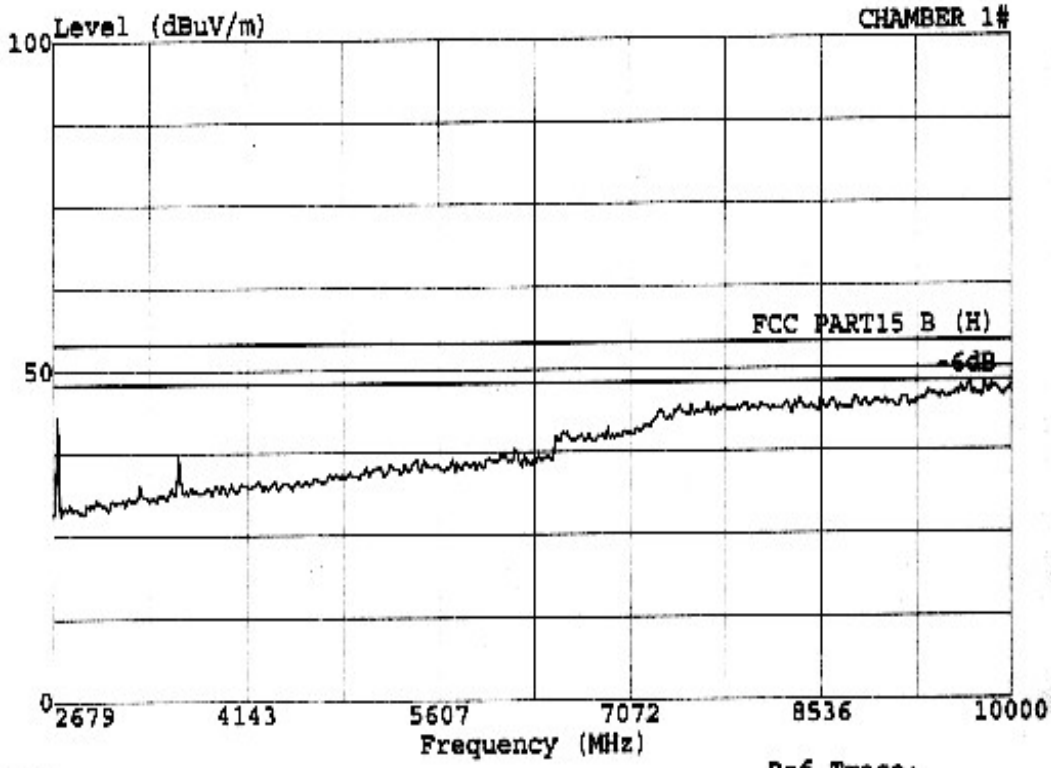

Trace: Ref Trace:
Condition: FCC PART15 B (H) 3m 3115FACTOR HORIZONTAL
EUT: : 900MHz Baby Monitor M/N:TS-900A
Power:: DC 4.5V
Memo: : Monitor On B

AUDIX

AUDIX TECHNOLOGY (SHENZHEN) CO., LTD.

52 Block
Shenzhen Science & Ind. Park
Nantou, Shenzhen,Guangdong
Tel:0755-6639495 Fax:6632877

Data#: 164 File#: TECHNICS.EMI Date: 2000-10-27 Time: 11:34:15

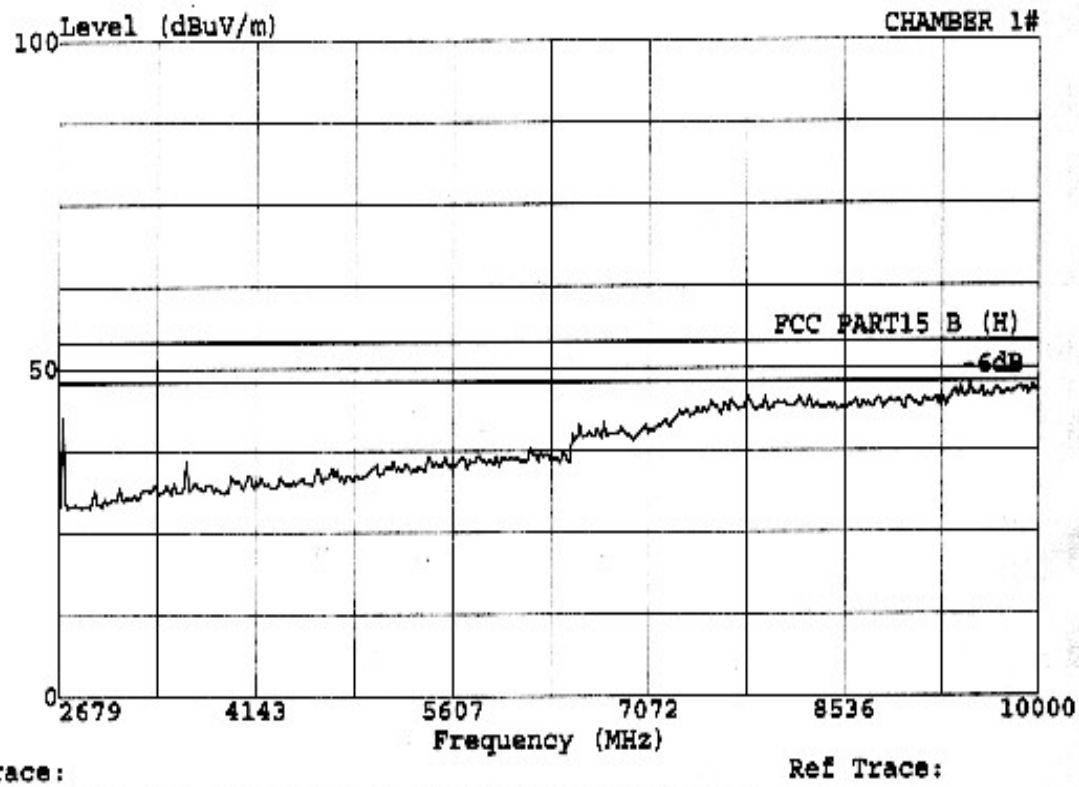

Trace: Ref Trace:
Condition: FCC PART15 B (H) 3m 3115FACTOR VERTICAL
EUT: : 900MHz Baby Monitor M/N:TS-900A
Power:: DC 4.5V
Memo: : Monitor On B