1 Radiated test setup

1.1 Below 1GHz test setup



Photo 1 : 9KHz to 30MHz- Parallel polarization



Photo 2: 9KHz to 30MHz - Perpendicular polarization



Photo 3: 30MHz to 200MHz - Vertical polarization



Photo 4: 30MHz to 200MHz - Horizontal polarization



Photo 5: 200MHz to 1GHz - Vertical polarization



Photo 6: 200MHz to 1GHz - Horizontal polarization



Photo 7: EUT test setup photo

1.2 Above 1 GHz test setup

Photo 8: 1GHz to 18GHz - Vertical polarization

Photo 9: 1GHz to 18GHz - Horizontal polarization

Photo 10: 18GHz to 26.5GHz -Vertical polarization



Photo 11: 18GHz to 26.5GHz-Horizontal polarization

*****END OF EUT TEST SETUP PHOTOS*****