4. BANDWIDTH OF EMISSION

4.1 Applicable Standard Plot Graphic of Bandwidth

Per FCC rule §15.231(c), the permitted emission bandwidth is no wider than 0.25%of the center frequency for devices operating above 70 MHz and below 900 MHz. For devices operating above 900 MHz, the emission shall be no wider than 0.5% of the center frequency. Bandwidth is determined at the points 20 dB down from the modulated carrier.

4.2 Test Equipment

Equipment	Manufacturer	Model No.	Next Cal. Date
Spectrum Analyzer	Agilent	8564EC	Sep. 16,2005

4.3 Test Result

4.3.1 CH 01

Test Date : Feb. 25, 2005 Temperature : 20 ℃ Humidity : 70 %

Center Frequency	868.00 MHz
FCC Limit	868.000 MHz ×0.25%＝2170.000 kHz
Bandwidth of Emission	563.3 kHz
Chart	Page 29
Result	PASS

4.3.2 CH 20

Test Date : Feb. 25, 2005 Temperature : 20 ℃ Humidity : 70 %

Center Frequency	869.140 MHz
FCC Limit	869.140 MHz ×0.25%＝2172.850 kHz
Bandwidth of Emission	550.0 kHz
Chart	Page 30
Result	PASS

CH 1

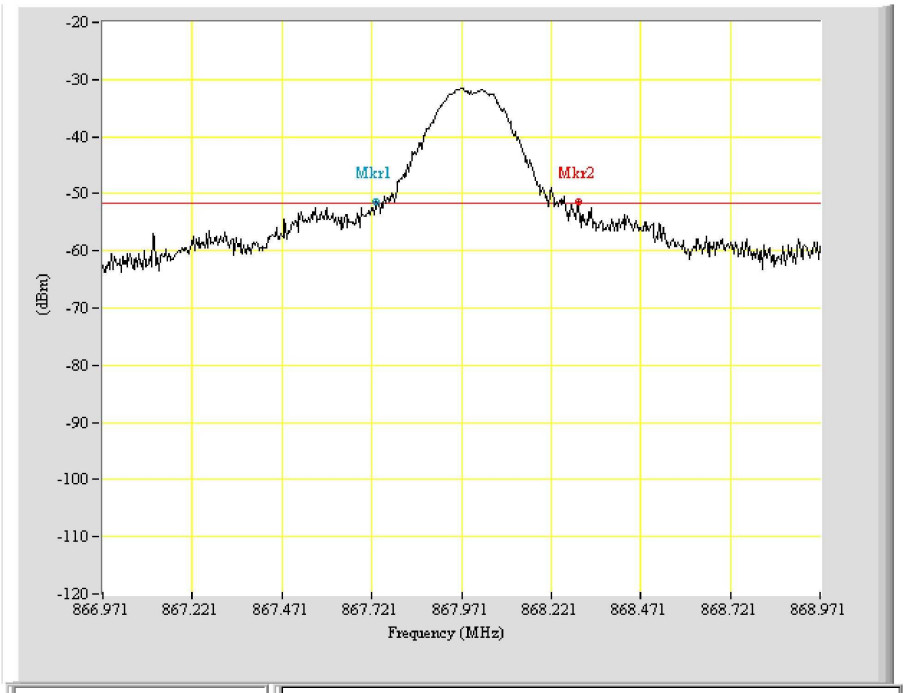

*Center 867.9710MHz	Display Line -51.660dBm
*SPAN 2.0000MHz	ΔMarker -0.5633MHz 0.170dB
*RBW 100.00kHz	Mkr1 867.734MHz -51.500dBm
*VBW 100.00kHz	Mkr2 868.298MHz -51.330dBm
*SWP 50.00msec	
*ATTEN 10.00dB	
*RL -20.00dBm	

EUT: A5-PROP
Purpose: 20dB_BW
Condition: Tx_868_CH1
Note:

CH 20

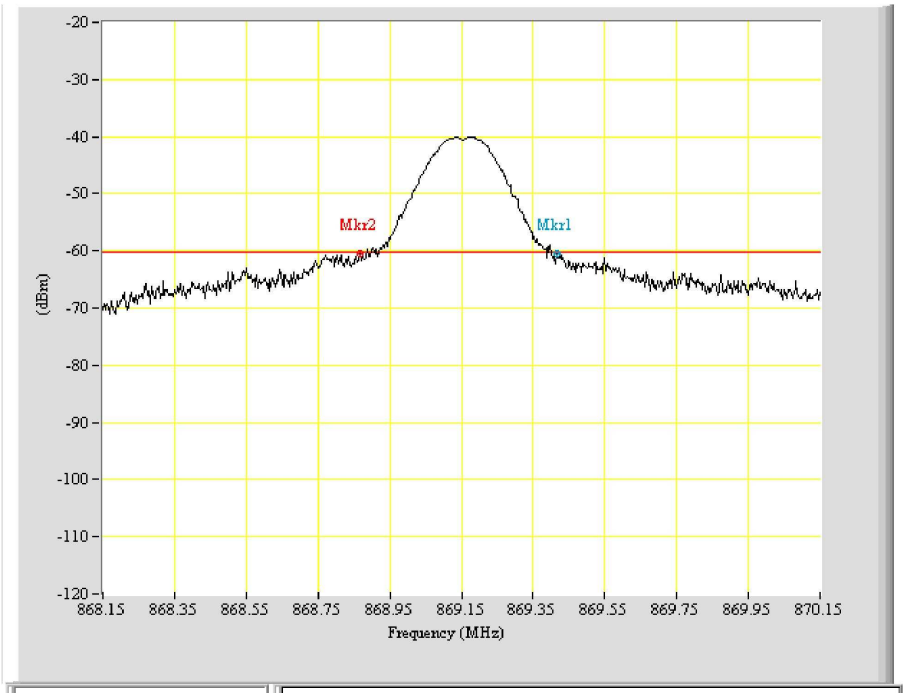

*Center 869.1500MHz	Display Line -60.160dBm
*SPAN 2.0000MHz	ΔMarker 0.5500MHz 0.000dB
*RBW 100.00kHz	Mkr1 869.417MHz -60.330dBm
*VBW 100.00kHz	Mkr2 868.867MHz -60.330dBm
*SWP 50.00msec	
*ATTEN 10.00dB	
*RL -20.00dBm	

EUT: A5-PROP
Purpose: 20dB_BW
Condition: Tx_868_CH20
Note:

5. CONDUCTED EMISSION MEASUREMENT

This EUT is excused from investigation of conducted emission, for it is powered by battery only. According to §15.207 (d), measurements to demonstrate compliance with the conducted limits are not required for devices which only employ battery power for operation and which do not operate from the AC power lines or contain provisions for operation while connected to the AC power lines.

6. LIMIT OF TRANSMISSION TIME

6.1 Applicable Standard

According to 15.231(a)(1), a manually operated transmitter shall employ a switch that will automatically deactivate the transmitter within not more than 5 seconds of being released.

6.2 Active Time

CH 01

This transmitter is operated by manual and active time is 0.867 second after being released.

Note : Please refer to page 33 for chart

CH 20

This transmitter is operated by manual and active time is 0.933 second after being released.

Note : Please refer to page 34 for chart

CH 1

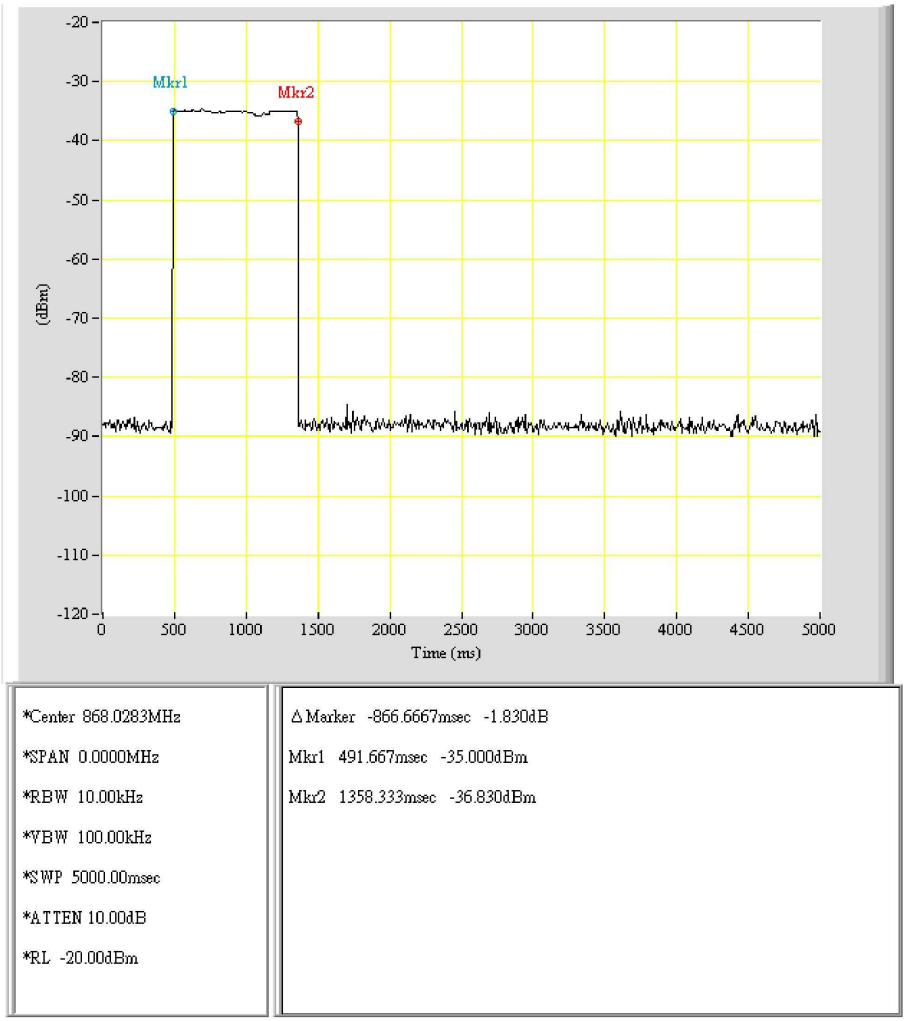

EUT: A5_PROP
Purpose: ACTIVE_TIME
Condition: Tx_868_CH1
Note:

CH 20

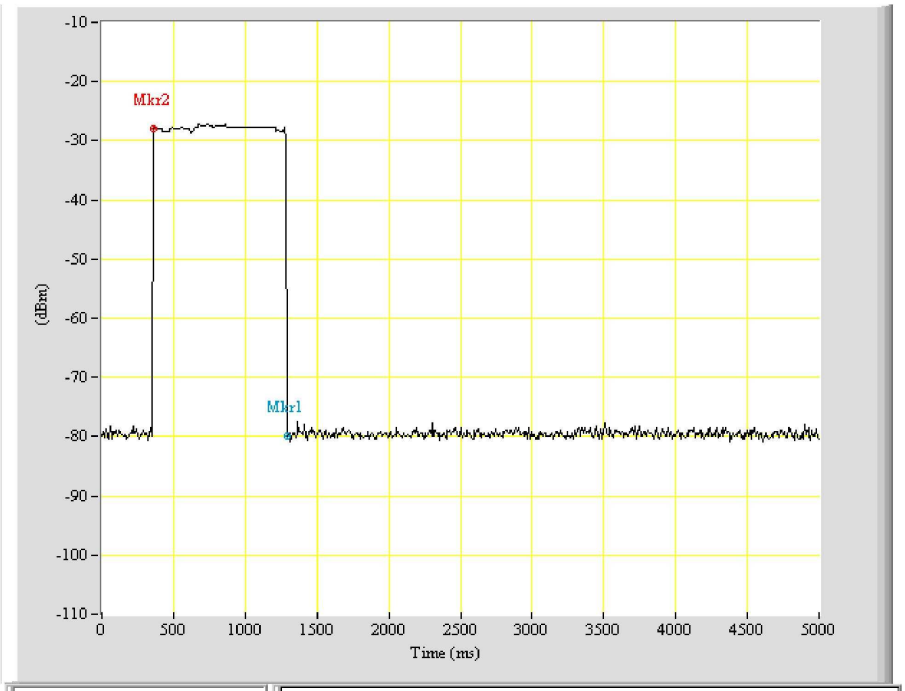

*Center 869.1799MHz	Δ Marker 933.333msec 51.830dB
*SPAN 0.0000MHz	Mkr1 1291.667msec -79.830dBm
*RBW 100.00kHz	Mkr2 358.333msec -28.000dBm
*VBW 100.00kHz	
*SWP 5000.00msec	
*ATTEN 10.00dB	
*RL -10.00dBm	

EUT: A5-PROP
Purpose: ACTIVE_TIME
Condition: Tx_868_CH2
Note: