FCC Test Report
(Class II Permissive Change)

Product Name	Intel® Tri-Band Wireless-AC 18265
Model No	18265NGW
FCC ID	PD918265NG

Applicant	Intel Mobile Communications
Address	100 Center Point Circle, Suite 200 Columbia, South Carolina 29210 USA

Date of Receipt	May 22, 2017
Issued Date	June 20, 2017
Report No.	1750534R-RFUSP06V00
Report Version	V1.0

Testing Laboratory
3023

The test results relate only to the samples tested.
The test results shown in the test report are traceable to the national/international standard through the calibration report of the equipment and evaluated measurement uncertainty herein.
This report must not be used to claim product endorsement by TAF or any agency of the government.
The test report shall not be reproduced without the written approval of DEKRA Testing and Certification Co., Ltd.

Test Report

Issued Date: June 20, 2017
Report No.: 1750534R-RFUSP06V00

Product Name	Intel® Tri-Band Wireless-AC 18265
Applicant	Intel Mobile Communications
Address	100 Center Point Circle, Suite 200 Columbia, South Carolina 29210 USA
Manufacturer	Intel Mobile Communications
Model No.	18265NGW
FCC ID.	PD918265NG
EUT Rated Voltage	DC 3.3V (via Mini-PCI Express slot)
EUT Test Voltage	AC 120V/60Hz
Trade Name	Intel
Applicable Standard	FCC CFR Title 47 Part 15 Subpart E: 2016 ANSI C63.4: 2014, ANSI C63.10: 2013 789033 D02 General UNII Test Procedures New Rules v01r04
Test Result	Complied

Documented By : Rita Huang

(Senior Adm. Specialist / Rita Huang)

Tested By : Ken chen

(Engineer / Ken Chen)

Approved By :

(Director / Vincent Lin)

TABLE OF CONTENTS

DescriptionPage

1. GENERAL INFORMATION....4

1.1. EUT Description....4
1.2. Operational Description....7
1.3. Tested System Datails....8
1.4. Configuration of tested System....8
1.5. EUT Exercise Software....8
1.6. Test Facility....9
1.7. List of Test Equipment....10

2. Maximun conducted output power....11

2.1. Test Setup....11
2.2. Limits....12
2.3. Test Procedure....13
2.4. Uncertainty....13
2.5. Test Result of Maximum conducted output power....14

3. Radiated Emission....96

3.1. Test Setup....96
3.2. Limits....96
3.3. Test Procedure....98
3.4. Uncertainty....98
3.5. Test Result of Radiated Emission....99

4. Band Edge....260

4.1. Test Setup....260
4.2. Limits....261
4.3. Test Procedure....261
4.4. Uncertainty....261
4.5. Test Result of Band Edge....262

5. EMI Reduction Method During Compliance Testing....385

Attachment 1: EUT Test Photographs
Attachment 2: EUT Detailed Photographs

1. GENERAL INFORMATION

1.1. EUT Description

Product Name	Intel® Tri-Band Wireless-AC 18265
Trade Name	Intel
FCC ID.	PD918265NG
Model No.	18265NGW
Frequency Range	802.11a/n-20MHz: 5180-5320MHz, 5500-5700MHz, 5745-5825MHz 802.11n-40MHz: 5190-5310, 5510-5670MHz, 5755-5795MHz 802.11ac-20MHz: 5720MHz, 802.11ac-40MHz: 5710MHz 802.11ac-80MHz: 5210-5290MHz, 5530-5690MHz, 5775MHz
Number of Channels	802.11a/n-20MHz: 24; 802.11n-40MHz: 11 802.11ac-20MHz: 1, 802.11ac-40MHz: 1, 802.11ac-80MHz: 6
Data Rate	802.11a: 6 - 54Mbps 802.11n: up to 300Mbps 802.11ac-80MHz: up to 866.7MHz
Type of Modulation	802.11a/n/ac:OFDM, BPSK, QPSK, 16QAM, 64QAM, 256QAM
Antenna Type	Slot Antenna
Channel Control	Auto
Antenna Gain	Refer to the table “Antenna List”

Antenna List

No.	Manufacturer	Part No.(Vendor)	Antenna type	Peak Gain
1	Compal Electronics, INC.	DC33001TU00 (Main), DC33001TU10 (Aux)	Slot Antenna	4.42 dBi for 5.15~5.25GHz 4.56 dBi for 5.25~5.35GHz 4.97 dBi for 5.47~5.725GHz 4.97 dBi for 5.725~5.850GHz

Note: The antenna of EUT is conform to FCC 15.203

802.11a/n-20MHz Center Working Frequency of Each Channel:

Channel	Frequency	Channel	Frequency	Channel	Frequency	Channel	Frequency
Channel 36:	5180 MHz	Channel 40:	5200 MHz	Channel 44:	5220 MHz	Channel 48:	5240 MHz
Channel 52:	5260 MHz	Channel 56:	5280 MHz	Channel 60:	5300 MHz	Channel 64:	5320 MHz
Channel 100:	5500 MHz	Channel 104:	5520 MHz	Channel 108:	5540 MHz	Channel 112:	5560 MHz
Channel 116:	5580 MHz	Channel 120:	5600 MHz	Channel 124:	5620 MHz	Channel 128:	5640 MHz
Channel 132:	5660 MHz	Channel 136:	5680 MHz	Channel 140:	5700 MHz	Channel 149:	5745 MHz
Channel 153:	5765 MHz	Channel 157:	5785 MHz	Channel 161:	5805 MHz	Channel 165:	5825 MHz

802.11n-40MHz Center Working Frequency of Each Channel:

Channel	Frequency	Channel	Frequency	Channel	Frequency	Channel	Frequency
Channel 38:	5190 MHz	Channel 46:	5230 MHz	Channel 54:	5270 MHz	Channel 62:	5310 MHz
Channel 102:	5510 MHz	Channel 110:	5550 MHz	Channel 118:	5590 MHz	Channel 126:	5630 MHz
Channel 134:	5670 MHz	Channel 151:	5755 MHz	Channel 159:	5795 MHz		

802.11ac-20MHz Center Working Frequency of Each Channel:

Channel	Frequency
Channel 144:	5720 MHz

802.11ac-40MHz Center Working Frequency of Each Channel:

Channel	Frequency
Channel 142:	5710 MHz

802.11ac-80MHz Center Working Frequency of Each Channel:

Channel	Frequency	Channel	Frequency	Channel	Frequency	Channel	Frequency
Channel 42:	5210 MHz	Channel 58:	5290 MHz	Channel 106:	5530 MHz	Channel 122:	5610 MHz
Channel 138:	5690 MHz	Channel 155:	5775 MHz				

Note:

1. This device is a Intel® Tri-Band Wireless-AC 18265 with a built-in WiGig + 802.11 a/b/g/n/ac Wireless LAN + BDR/EDR 2.1 + BLE 4.2 transceiver, this report for 5GHz WLAN.
2. Lowest and highest data rates are tested in each mode. Only worst case is shown in the report.
3. These tests were conducted on a sample of the equipment for the purpose of demonstrating compliance with Part 15 Subpart E for Unlicensed National Information Infrastructure devices
4. This is to request a Class II permissive change for FCC ID: PD918265NG, originally granted on 11/16/2016. The major change filed under this application is:

   Change #1: Addition an new antenna, antenna type is different with the original application.
   (Antenna type: Slot antenna)

Test Mode	Mode 1 SISO A: Transmit (802.11a-6Mbps)
	Mode 1 SISO A: Transmit (802.11n-20BW 7.2Mbps)
	Mode 1 SISO A: Transmit (802.11n-40BW 15Mbps)
	Mode 1 SISO A: Transmit (802.11ac-20BW-7.2Mbps)
	Mode 1 SISO A: Transmit (802.11ac-40BW-15Mbps)
	Mode 1 SISO A: Transmit (802.11ac-80BW-32.5Mbps)
	Mode 2 SISO B: Transmit (802.11a-6Mbps)
	Mode 2 SISO B: Transmit (802.11n-20BW 7.2Mbps)
	Mode 2 SISO B: Transmit (802.11n-40BW 15Mbps)
	Mode 2 SISO B: Transmit (802.11ac-20BW-7.2Mbps)
	Mode 2 SISO B: Transmit (802.11ac-40BW-15Mbps)
	Mode 2 SISO B: Transmit (802.11ac-80BW-32.5Mbps)
	Mode 3 MIMO: Transmit (802.11n-20BW 14.4Mbps)
	Mode 3 MIMO: Transmit (802.11n-40BW 30Mbps)
	Mode 3 MIMO: Transmit (802.11ac-20BW-14.4Mbps)
	Mode 3 MIMO: Transmit (802.11ac-40BW-30Mbps)
	Mode 3 MIMO: Transmit (802.11ac-80BW-65Mbps)

1.3. Tested System Datails

The types for all equipment, plus descriptions of all cables used in the tested system (including inserted cards) are:

Product		Manufacturer	Model No.	Serial No.	Power Cord
1	Notebook PC	DELL	N/A	N/A	N/A
2	Test Fixture	Intel	N/A	N/A	N/A

Signal Cable Type		Signal cable Description
A	Test Fixture Line	Non-Shielded, 1.0m

1.4. Configuration of tested System

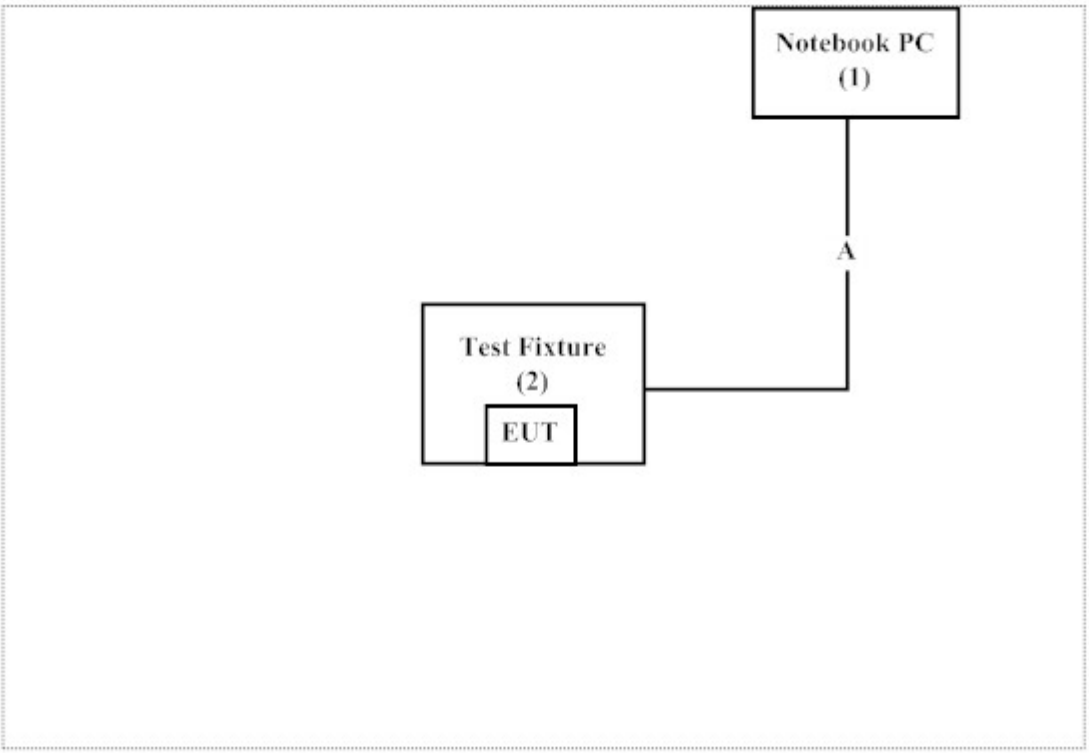

1.5. EUT Exercise Software

(1) Setup the EUT as shown on 1.4
(2) Execute software ” DRTU (Ver 1.9.0-03789) ” on the Notebook PC.
(3) Configure the test mode, the test channel, and the data rate.
(4) Start the continuous transmission.
(5) Verify that the EUT works properly.

1.6. Test Facility

Ambient conditions in the laboratory:

Items	Required (IEC 68-1)	Actual
Temperature (°C)	15-35	20-35
Humidity (%RH)	25-75	50-65
Barometric pressure (mbar)	860-1060	950-1000

The related certificate for our laboratories about the test site and management system can be downloaded from DEKRA Testing and Certification Co., Ltd. Web Site:
http://www.dekra.com.tw/english/about/certificates.aspx?bval=5
The address and introduction of DEKRA Testing and Certification Co., Ltd. laboratories can be founded in our Web site: http://www.dekra.com.tw/index_en.aspx

Site Description: Accredited by TAF
Accredited Number: 3023

Site Name: DEKRA Testing and Certification Co., Ltd
Site Address: No.5-22, Ruishukeng, Linkou Dist., New Taipei City 24451, Taiwan, R.O.C.
TEL : 886-2-8601-3788 / FAX : 886-2-8601-3789
E-Mail : info.tw@dekra.com

FCC Accreditation Number: TW1014

1.7. List of Test Equipment

	Equipment	Manufacturer	Model No.	Serial No.	Cali. Data	Due. Data
X	Power Meter	Keysight	8990B	MY51000410	2016/8/16	2018/8/15
X	Spectrum Analyzer	R&S	FSP40	100170	2017/1/5	2018/1/3
	Loop Antenna	TESEQ	HLA6121	37133	2017/3/18	2018/3/17
X	Bi-Log Antenna	Schaffner Chase	CBL6112B	2707	2017/6/11	2018/6/10
X	Horn Antenna	ETS-Lindgren	3117	00203761	2016/10/15	2017/10/13
X	Horn Antenna	Schwarzbeck	BBHA9170	209	2017/4/14	2018/4/13
X	Pre-Amplifier	QuieTek	QTK-LK-E-I-AMP4	N/A	2017/6/16	2018/6/15
X	Pre-Amplifier	EMCI	EMC012630SE	980210	2017/1/26	2018/1/24
X	Pre-Amplifier	NARDA WE	DBL-1840N506	013	2016/8/6	2017/8/4
X	Filter	MicroTRON	BRM50701	019	2016/10/20	2017/10/18
X	Filter	Microwave Circuits	N0257881	36681	2016/12/7	2017/12/5
X	Coaxial Cable	QTK(Arnist)	SUCOFLEX 106	L1606-015C	2016/6/23	2017/6/22
X	EMI Test Receiver	R&S	ESCS 30	838251/001	2016/7/21	2017/7/20
X	Coaxial Cable	QTK(Arnist)	RG 214	LC003-RG	2017/6/16	2018/6/15
X	Coaxial signal switch	Anritsu	MP59B	6201415889	2017/6/16	2018/6/15

Note:
1. All equipments are calibrated every one year.
2. The test instruments marked with “X” are used to measure the final test results.
3. Test Software version : QuieTek EMI 2.0 V2.1.113.

2. Maximun conducted output power

2.1. Test Setup

99% Occupied Bandwidth

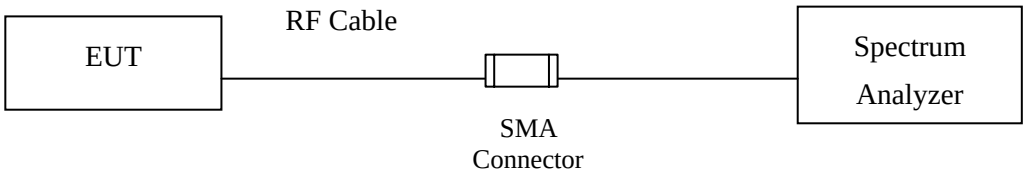

Conduction Power Measurement (for 802.11an)

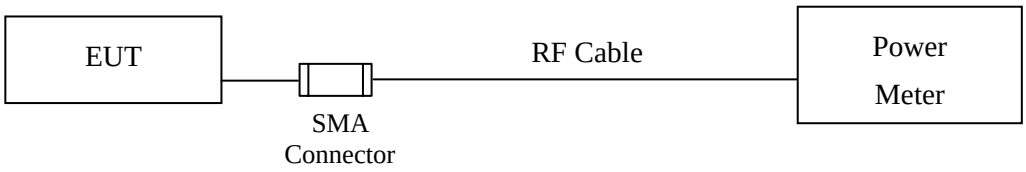

Conduction Power Measurement (for 802.11ac)

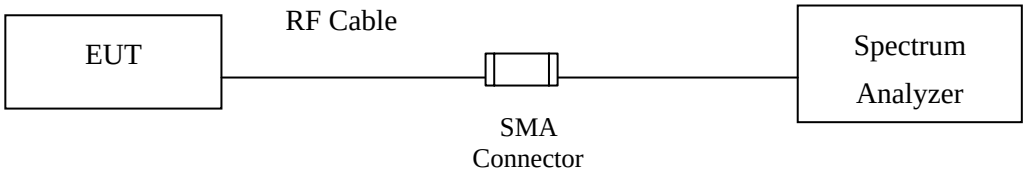

2.2. Limits

2.2.1. For the band 5.15-5.25 GHz,

(i) For an outdoor access point operating in the band 5.15-5.25 GHz, the maximum conductedoutput power over the frequency band of operation shall not exceed 1 W. provided the maximumantenna gain does not exceed 6 dBi. If transmitting antennas of directional gain greater than 6 dBi areused, the maximum conducted output power shall bereduced by the amount in dB that the directional gain of the antenna exceeds 6 dBi. The maximume.i.r.p. at any elevation angle above 30 degrees as measured from the horizon must not exceed 125mW (21 dBm).

(ii) For an indoor access point operating in the band 5.15-5.25 GHz, the maximum conductedoutput power over the frequency band of operation shall not exceed 1 W provided the maximumantenna gain does not exceed 6 dBi. In addition. If transmitting antennas of directional gain greater than 6 dBi areused, the maximum conducted output power shall bereduced by the amount in dB that the directional gain of the antenna exceeds 6 dBi.

(iii) For fixed point-to-point access points operating in the band 5.15-5.25 GHz, the maximumconducted output power over the frequency band of operation shall not exceed 1 W. Fixed point-topointU-NII devices may employ antennas with directional gain up to 23 dBi without any correspondingreduction in the maximum conducted output power. For fixedpoint-to-point transmitters that employ a directional antenna gain greater than 23 dBi, a 1 dB reductionin maximum conducted output power is required for each 1 dB ofantenna gain in excess of 23 dBi. Fixed, point-to-point operations exclude the use of point-to-multipointsystems, omnidirectional applications, and multiple collocated transmitters transmitting the sameinformation. The operator of the U-NII device, or if the equipment is professionally installed, the installer,is responsible for ensuring that systems employing high gain directional antennas are used exclusivelyfor fixed, point-to-point operations.

(iv) For mobile and portable client devices in the 5.15-5.25 GHz band, the maximum conductedoutput power over the frequency band of operation shall not exceed 250 mW provided the maximumantenna gain does not exceed 6 dBi. In addition. If transmitting antennas of directional gain greater than 6 dBi areused, the maximum conducted output power shall bereduced by the amount in dB that the directional gain of the antenna exceeds 6 dBi.

2.2.2. For the 5.25-5.35 GHz and 5.47-5.725 GHz bands, the maximum conducted output power overthe frequency bands of operation shall not exceed the lesser of 250 mW or 11 dBm 10 log B, where Bis the 26 dB emission bandwidth in megahertz. If transmitting antennas of directional gain greater than 6dBi are used, the maximum conducted output power shall be reduced by the amount in dB that the directional gain of the antenna exceeds 6 dBi.

2.2.3. For the band 5.725-5.85 GHz, the maximum conducted output power over the frequency bandof operation shall not exceed 1 W. In addition. If transmitting antennas of directional gain greater than 6 dBi are used, the maximum conducted output power shall be reduced bythe amount in dB that the directional gain of the antenna exceeds 6 dBi. However, fixed point-to-point UNIIdevices operating in this band may employ transmitting antennas with directional gain greater than 6dBi without any corresponding reduction in transmitter conducted power. Fixed, point-to-pointoperations exclude the use of point-to-multipoint systems, omnidirectional applications, and multiplecollocated transmitters transmitting the same information. The operator of the U-NII device, or if theequipment is professionally installed, the installer, is responsible for ensuring that systems employinghigh gain directional antennas are used exclusively for fixed, point-to-point operations.

2.3. Test Procedure

As an alternative to FCC KDB-789033, the EUT maximum conducted output power was measured with an average power meter employing a video bandwidth greater the 6dB BW of the emission under test. Maximum conducted output power was read directly from the meter across all data rates, and across three channels within each sub-band. Special care was used to make sure that the EUT was transmitting in continuous mode. This method exceeds the limitations of FCC KDB-789033, and provides more accurate measurements.

802.11an(BW≦40MHz) Maximum conducted output power using KDB 789033 section E)3)b) Method PM-G (Measurement using a gated RF average power meter)
Note:the power meter have a video bandwidth that is greater than or equal to the measurement bandwidth,(Anritsu/ MA2411B video bandwidth: 65MHz)

802.11ac (BW=80MHz) Maximum conducted output power using KDB 789033 sectionE)2)b) Method SA-1 (trace averaging with the EUT transmitting at full power throughout each sweep).

When transmitted signals consist of two or more non-contiguous spectrum segments (e.g., 80+80 MHz mode) or when a single spectrum segment of a transmission crosses the boundary between two adjacent U-NII bands, KDB 644545 D03 section D) procedure is used for measurements.

2.4. Uncertainty

± 1.27 dB

2.5. Test Result of Maximum conducted output power

Product : Intel® Tri-Band Wireless-AC 18265
Test Item : Maximum conducted output power
Test Date : 2017/06/15
Test Mode : Mode 1 SISO A: Transmit (802.11a-6Mbps)

Cable loss=1.5dB		Average Power								
Channel No.	Frequency (MHz)	Data Rate (Mbps)								Required Limit
		6	9	12	18	24	36	48	54	
		Measurement Level (dBm)								
36	5180	19.09	--	--	--	--	--	--	--	<24dBm
40	5200	20.85	20.81	20.76	20.72	20.67	20.63	20.58	20.54	<24dBm
48	5240	20.76	--	--	--	--	--	--	--	<24dBm
52	5260	20.28	--	--	--	--	--	--	--	<24dBm
56	5280	20.13	20.08	19.92	19.83	19.73	19.62	19.52	19.41	<24dBm
64	5320	18.43	--	--	--	--	--	--	--	<24dBm
100	5500	16.85	--	--	--	--	--	--	--	<24dBm
116	5580	19.72	19.64	19.57	19.49	19.42	19.34	19.27	19.19	<24dBm
140	5700	18.38	--	--	--	--	--	--	--	<24dBm
149	5745	20.36	--	--	--	--	--	--	--	<30dBm
157	5785	19.82	19.76	19.68	19.61	19.54	19.47	19.40	19.33	<30dBm
165	5825	20.73	--	--	--	--	--	--	--	<30dBm

Note: Maximum conducted output power Value =Reading value on average power meter + cable loss

Maximum conducted output power Measurement:

Channel No	Frequency Range (MHz)	99% Bandwidth (MHz)	Output Power (dBm)	Duty Factor (dB)	Total Output Power (dBm)	Output Power Limit		Result
						(dBm)	dBm+10log(BW)	
36	5180	--	19.09	0.00	19.09	24	--	Pass
40	5200	--	20.85	0.00	20.85	24	--	Pass
48	5240	--	20.76	0.00	20.76	24	--	Pass
52	5260	18.451	20.28	0.00	20.28	24	23.66	Pass
56	5280	18.984	20.13	0.00	20.13	24	23.78	Pass
64	5320	17.787	18.43	0.00	18.43	24	23.50	Pass
100	5500	17.674	16.85	0.00	16.85	24	23.47	Pass
116	5580	18.179	19.72	0.00	19.72	24	23.60	Pass
140	5700	17.753	18.38	0.00	18.38	24	23.49	Pass
149	5745	--	20.36	0.00	20.36	30	--	Pass
157	5785	--	19.82	0.00	19.82	30	--	Pass
165	5825	--	20.73	0.00	20.73	30	--	Pass

Note: Power Output Value =Reading value on average power meter + cable loss

99% Occupied Bandwidth:

Channel 52:

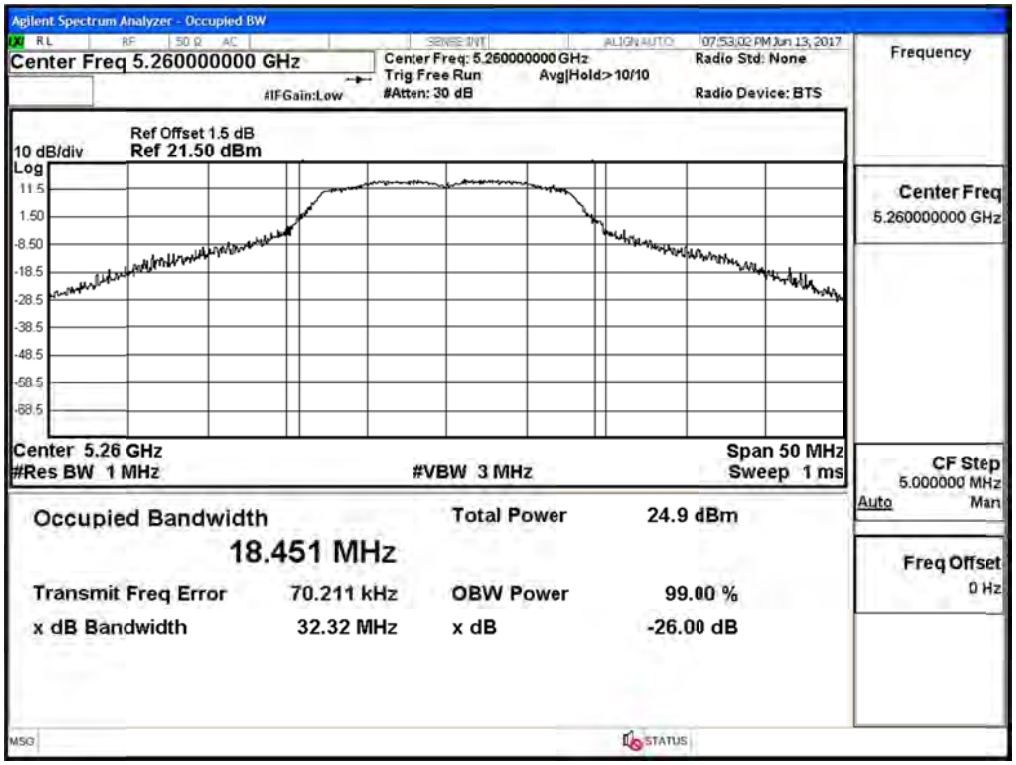

Channel 56:

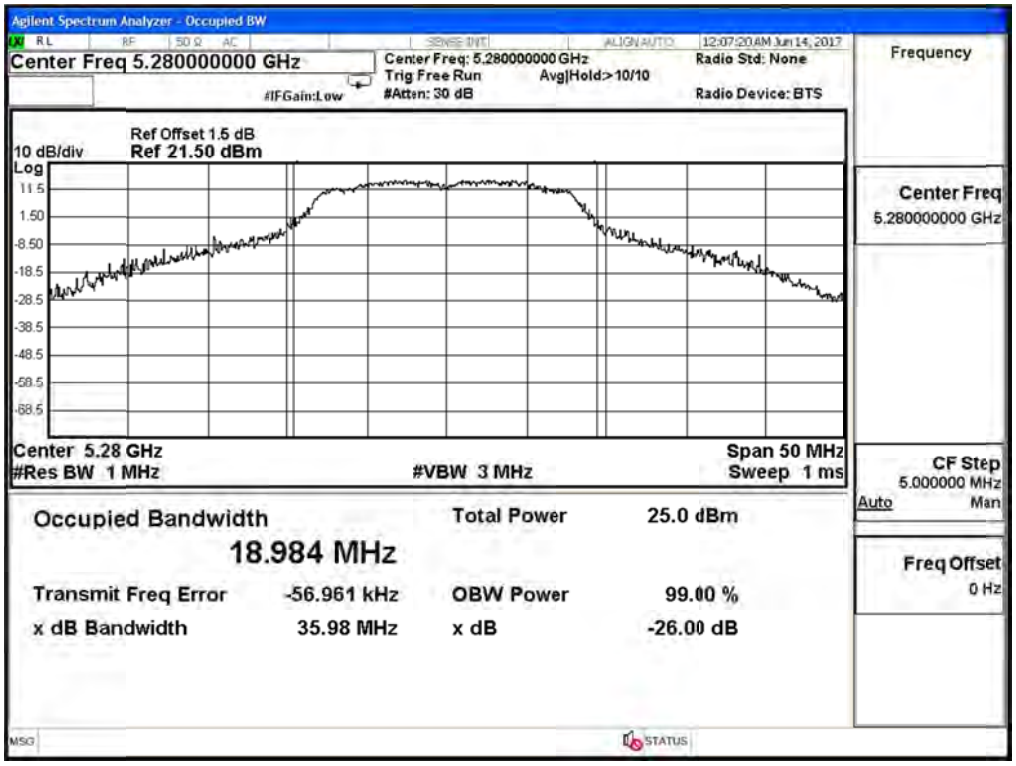

Channel 64:

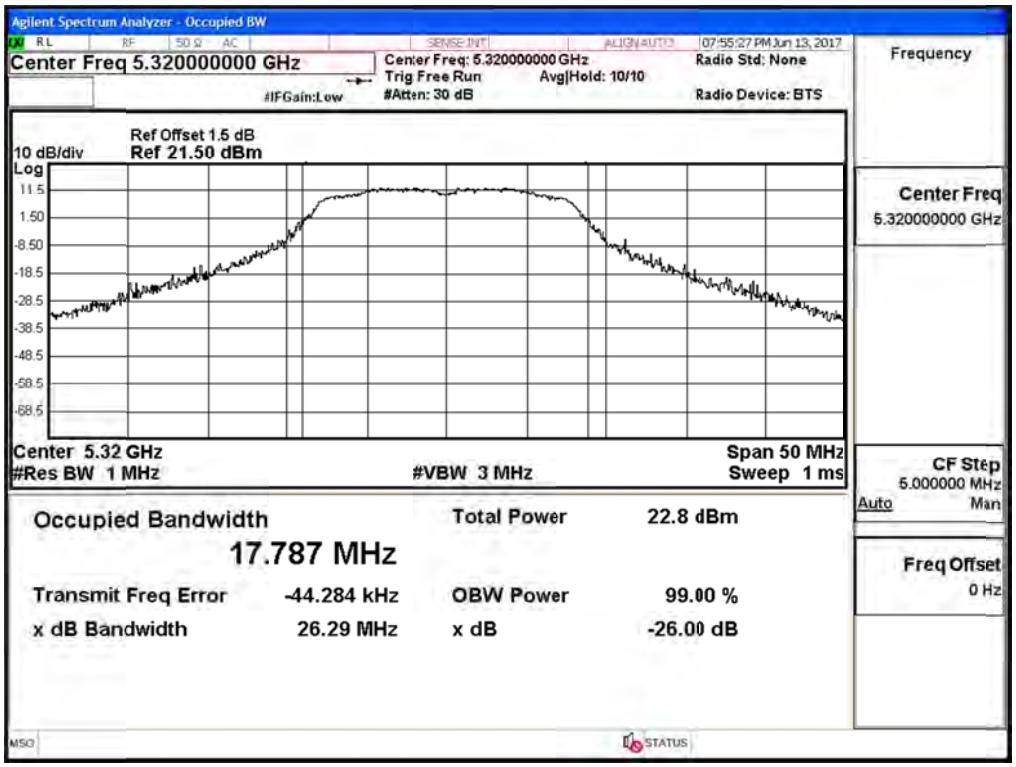

Channel 100:

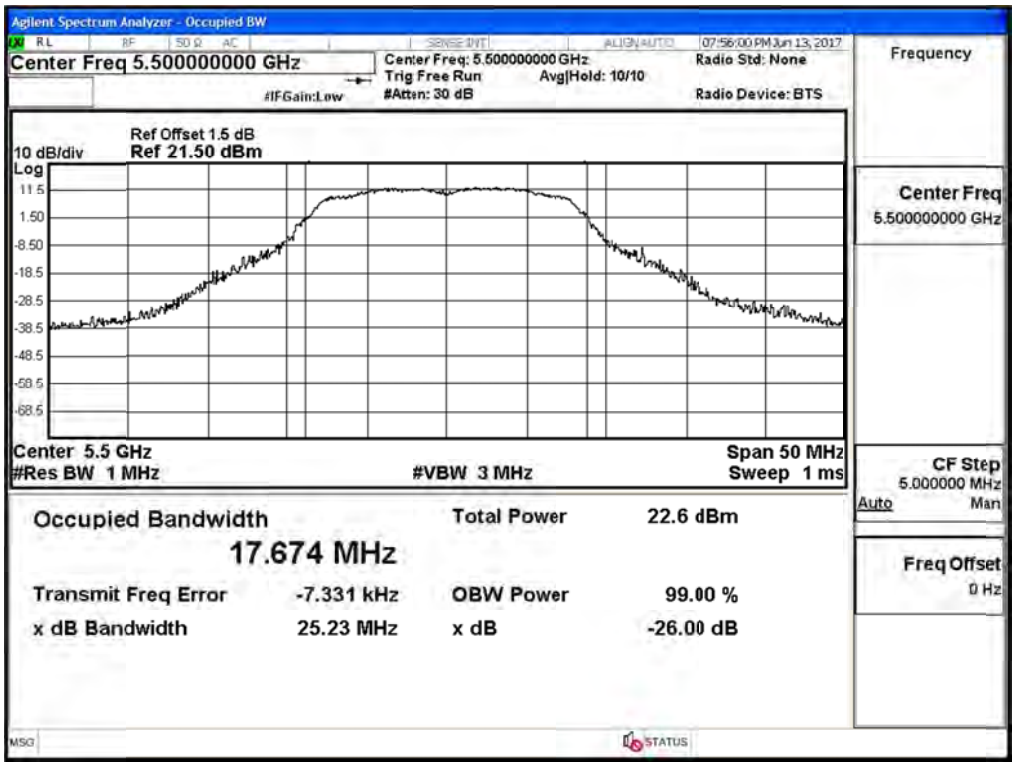

Channel 116:

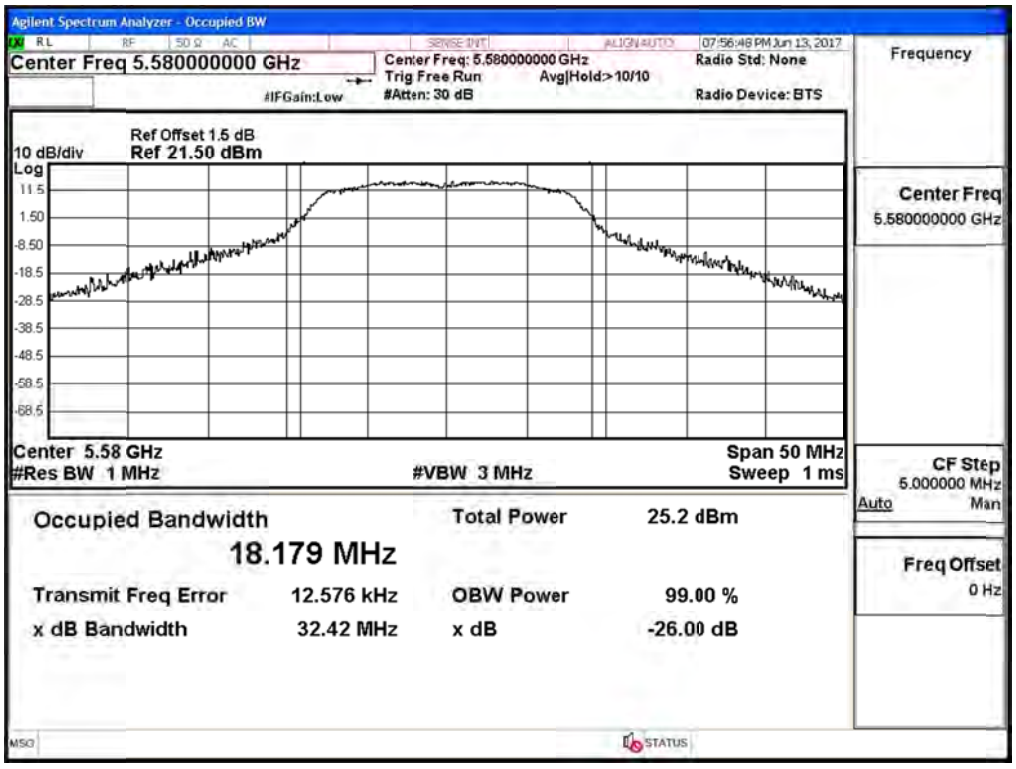

Channel 140:

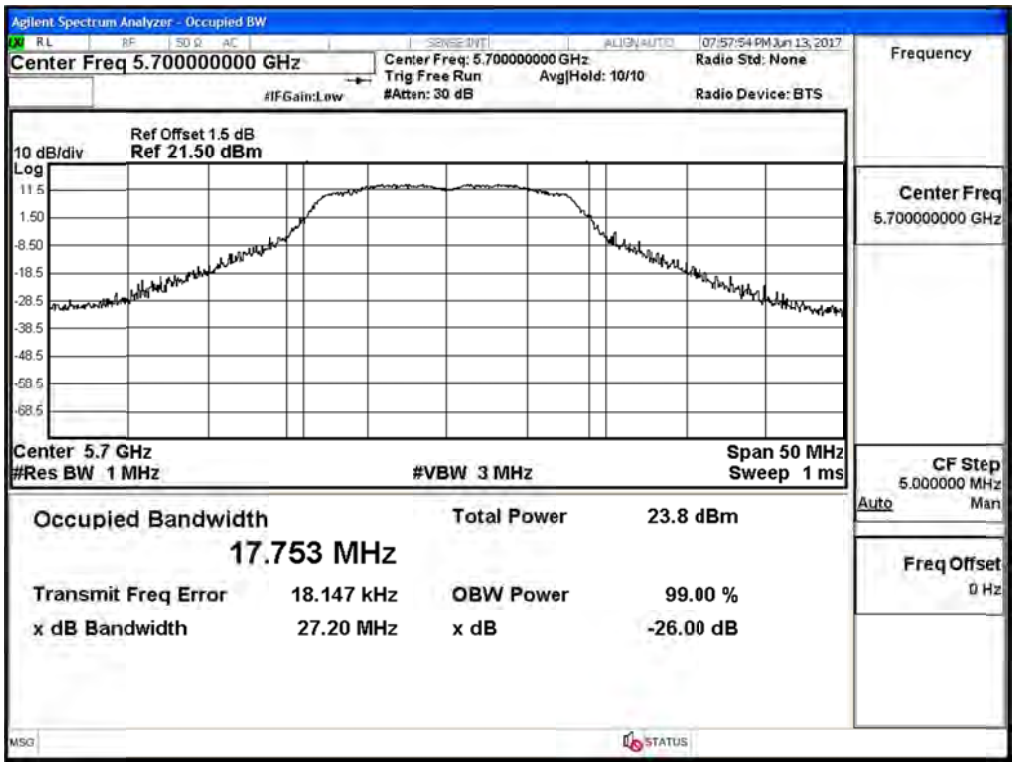

Product : Intel® Tri-Band Wireless-AC 18265
Test Item : Maximum conducted output power
Test Date : 2017/06/15
Test Mode : Mode 1 SISO A: Transmit (802.11n-20BW 7.2Mbps)

Cable loss=1.5dB		Average Power								
Channel No.	Frequency (MHz)	Data Rate (Mbps)								Required Limit
		7.2	14.4	21.7	28.9	43.3	57.8	65	72.2	
		Measurement Level (dBm)								
36	5180	18.4	--	--	--	--	--	--	--	<24dBm
40	5200	20.42	20.38	20.31	20.26	20.21	20.15	20.10	20.04	<24dBm
48	5240	19.37	--	--	--	--	--	--	--	<24dBm
52	5260	20.35	--	--	--	--	--	--	--	<24dBm
56	5280	18.92	18.85	18.73	18.64	18.55	18.45	18.36	18.26	<24dBm
64	5320	18.24	--	--	--	--	--	--	--	<24dBm
100	5500	16.85	--	--	--	--	--	--	--	<24dBm
116	5580	20.75	20.63	20.51	20.39	20.27	20.15	20.03	19.91	<24dBm
140	5700	18.42	--	--	--	--	--	--	--	<24dBm
149	5745	19.83	--	--	--	--	--	--	--	<30dBm
157	5785	19.76	19.72	19.67	19.63	19.58	19.54	19.49	19.45	<30dBm
165	5825	20.87	--	--	--	--	--	--	--	<30dBm

Note: Maximum conducted output power Value =Reading value on average power meter + cable loss

Maximum conducted output power Measurement:

Channel No	Frequency Range (MHz)	99% Bandwidth (MHz)	Output Power (dBm)	Duty Factor (dB)	Total Output Power (dBm)	Output Power Limit		Result
						(dBm)	dBm+10log(BW)	
36	5180	--	18.4	0.00	18.40	24	--	Pass
40	5200	--	20.42	0.00	20.42	24	--	Pass
48	5240	--	19.37	0.00	19.37	24	--	Pass
52	5260	19.586	20.35	0.00	20.35	24	23.92	Pass
56	5280	18.999	18.92	0.00	18.92	24	23.79	Pass
64	5320	18.892	18.24	0.00	18.24	24	23.76	Pass
100	5500	18.753	16.85	0.00	16.85	24	23.73	Pass
116	5580	21.449	20.75	0.00	20.75	24	24.31	Pass
140	5700	18.929	18.42	0.00	18.42	24	23.77	Pass
149	5745	--	19.83	0.00	19.83	30	--	Pass
157	5785	--	19.76	0.00	19.76	30	--	Pass
165	5825	--	20.87	0.00	20.87	30	--	Pass

Note: Power Output Value =Reading value on average power meter + cable loss

99% Occupied Bandwidth:

Channel 52:

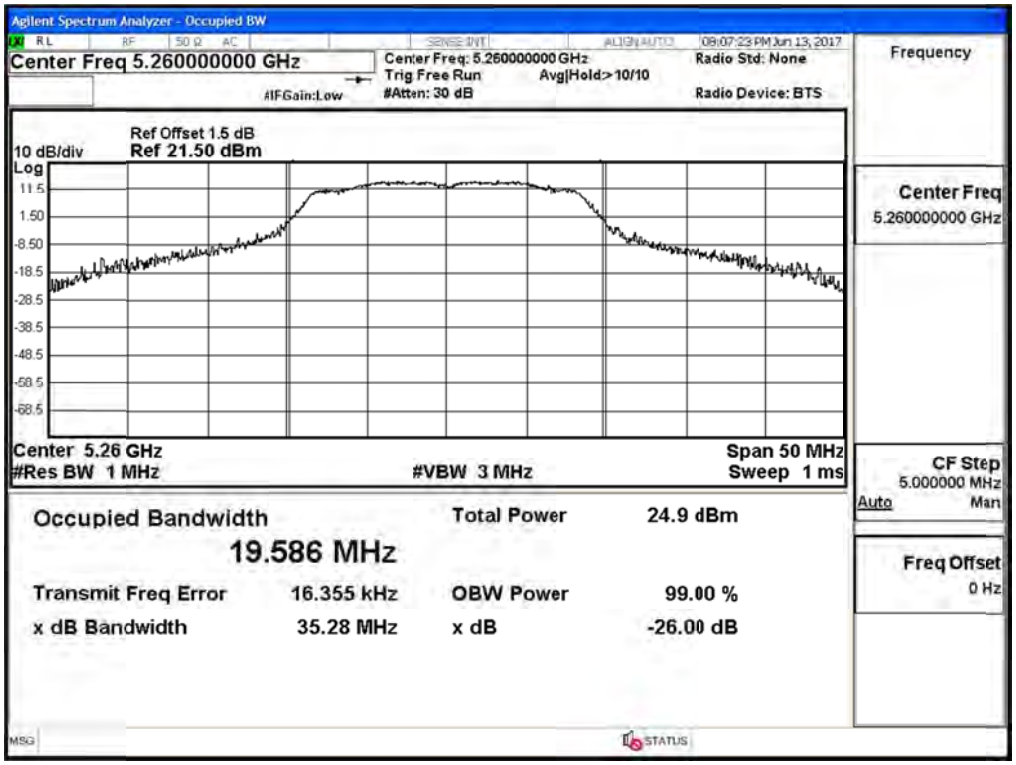

Channel 56:

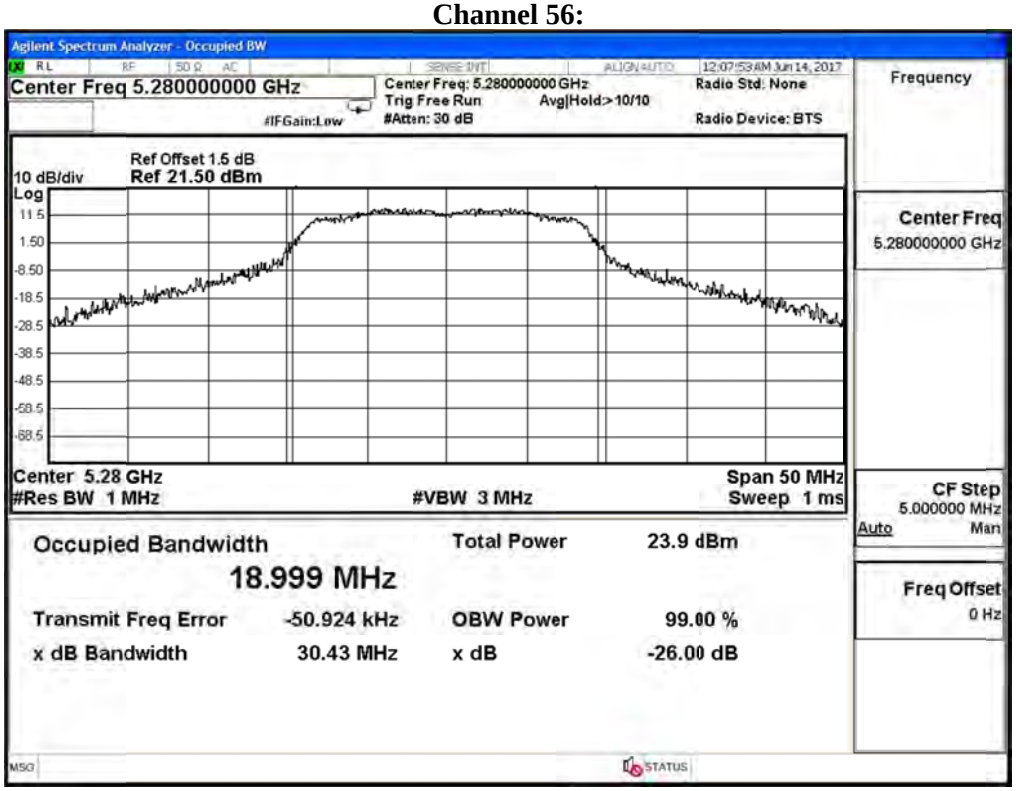

Channel 64:

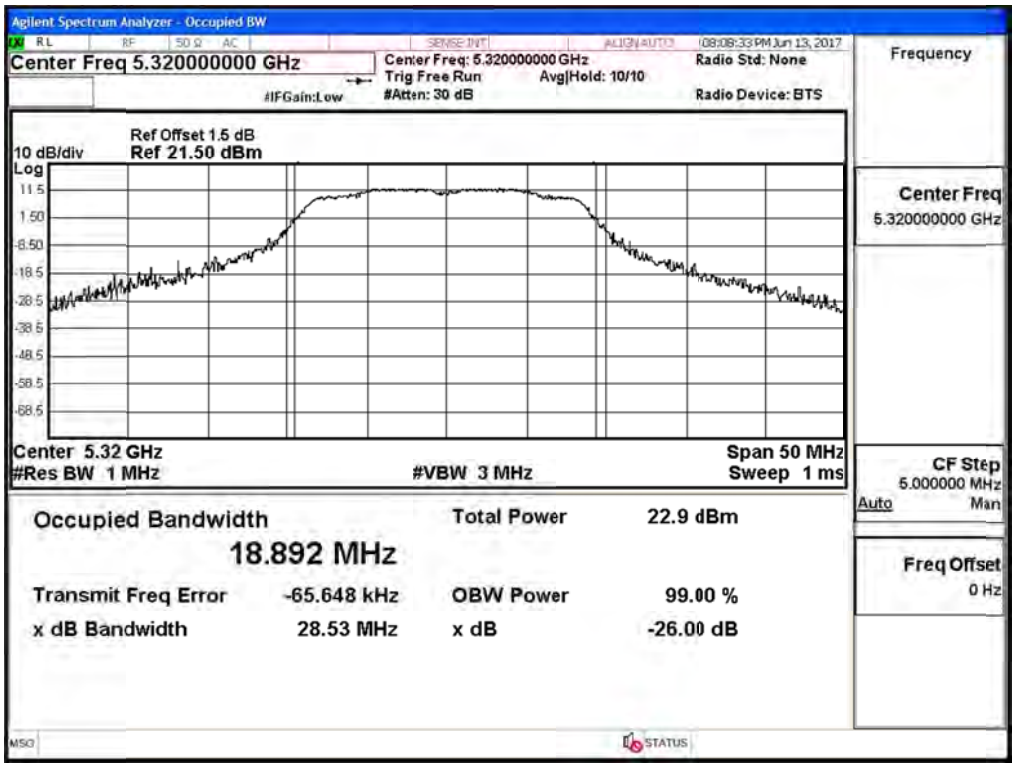

Channel 100:

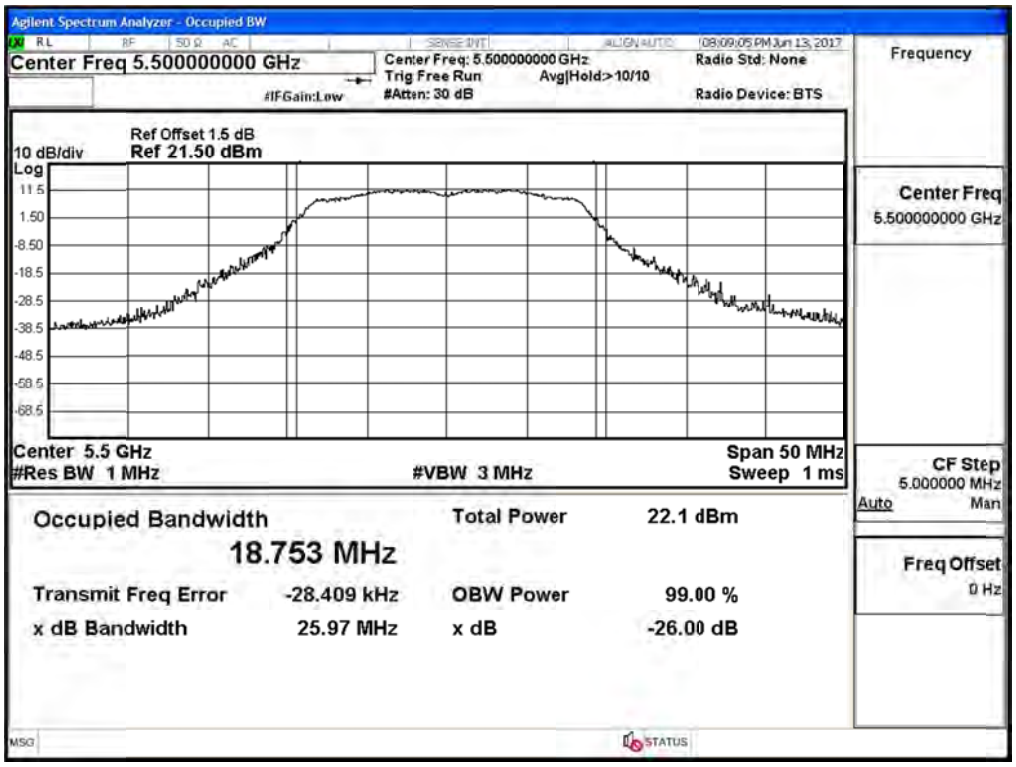

Channel 116:

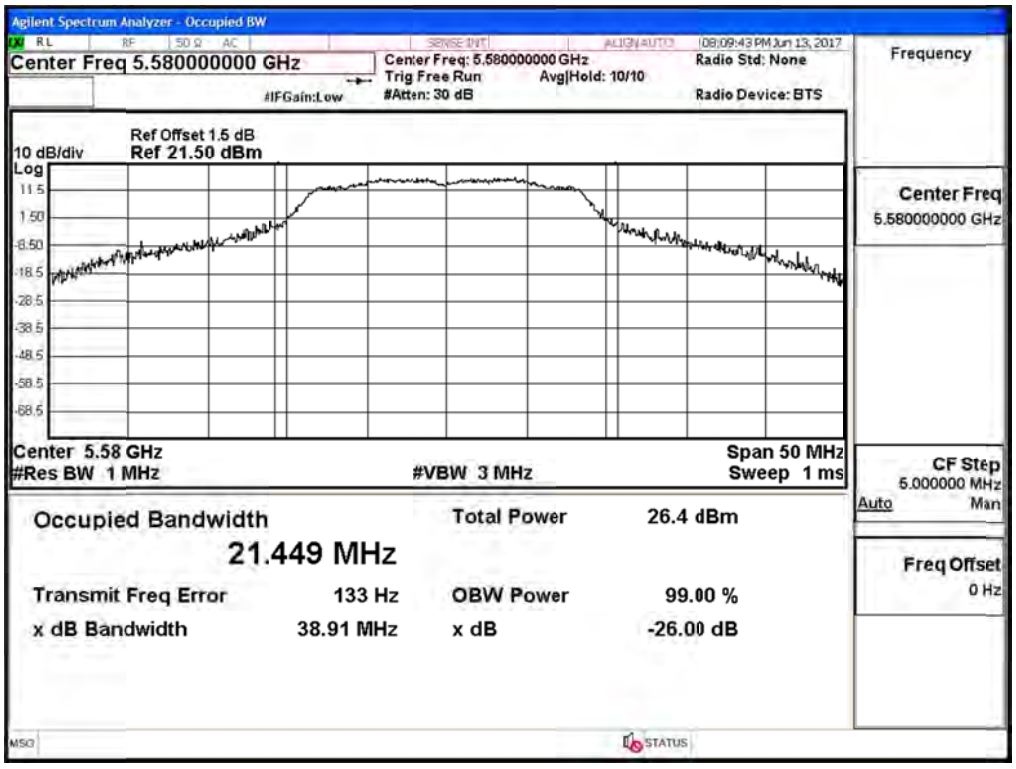

Channel 140:

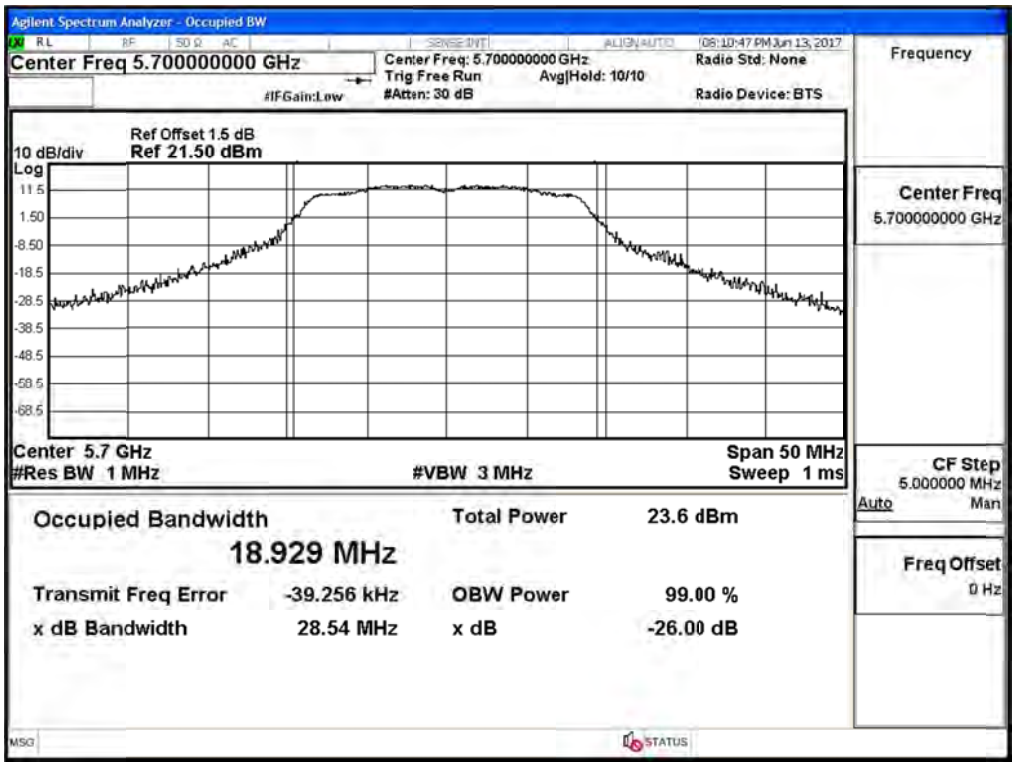

Product : Intel® Tri-Band Wireless-AC 18265
Test Item : Maximum conducted output power
Test Date : 2017/06/15
Test Mode : Mode 1 SISO A: Transmit (802.11n-40BW 15Mbps)

Cable loss=1.5dB		Average Power								
Channel No.	Frequency (MHz)	Data Rate (Mbps)								Required Limit
		15	30	45	60	90	120	135	150	
		Measurement Level (dBm)								
38	5190	15.75	15.71	15.68	15.66	15.61	15.57	15.53	15.48	<24dBm
46	5230	20.87	--	--	--	--	--	--	--	<24dBm
54	5270	20.43	20.35	20.27	20.19	20.11	20.03	19.95	19.87	<24dBm
62	5310	13.28	--	--	--	--	--	--	--	<24dBm
102	5510	15.08	--	--	--	--	--	--	--	<24dBm
110	5550	20.73	20.68	20.62	20.57	20.51	20.46	20.40	20.35	<24dBm
134	5670	17.79	--	--	--	--	--	--	--	<24dBm
151	5755	19.03	18.92	18.83	18.73	18.63	18.53	18.43	18.33	<30dBm
159	5795	20.63	--	--	--	--	--	--	--	<30dBm

Note: Maximum conducted output power Value =Reading value on average power meter + cable loss

Maximum conducted output power Measurement:

Channel No	Frequency Range (MHz)	99% Bandwidth (MHz)	Output Power (dBm)	Duty Factor (dB)	Total Output Power (dBm)	Output Power Limit (dBm)	Output Power Limit dBm+10log(BW)	Result
38	5190	--	15.75	0.15	15.90	24	--	Pass
46	5230	--	20.87	0.15	21.02	24	--	Pass
54	5270	36.400	20.43	0.15	20.58	24	26.61	Pass
62	5310	36.378	13.28	0.15	13.43	24	26.61	Pass
102	5510	36.380	15.08	0.15	15.23	24	26.61	Pass
110	5550	36.923	20.73	0.15	20.88	24	26.67	Pass
134	5670	36.433	17.79	0.15	17.94	24	26.61	Pass
151	5755	--	19.03	0.15	19.18	30	--	Pass
159	5795	--	20.63	0.15	20.78	30	--	Pass

Note: Power Output Value =Reading value on average power meter + cable loss

99% Occupied Bandwidth:

Channel 54

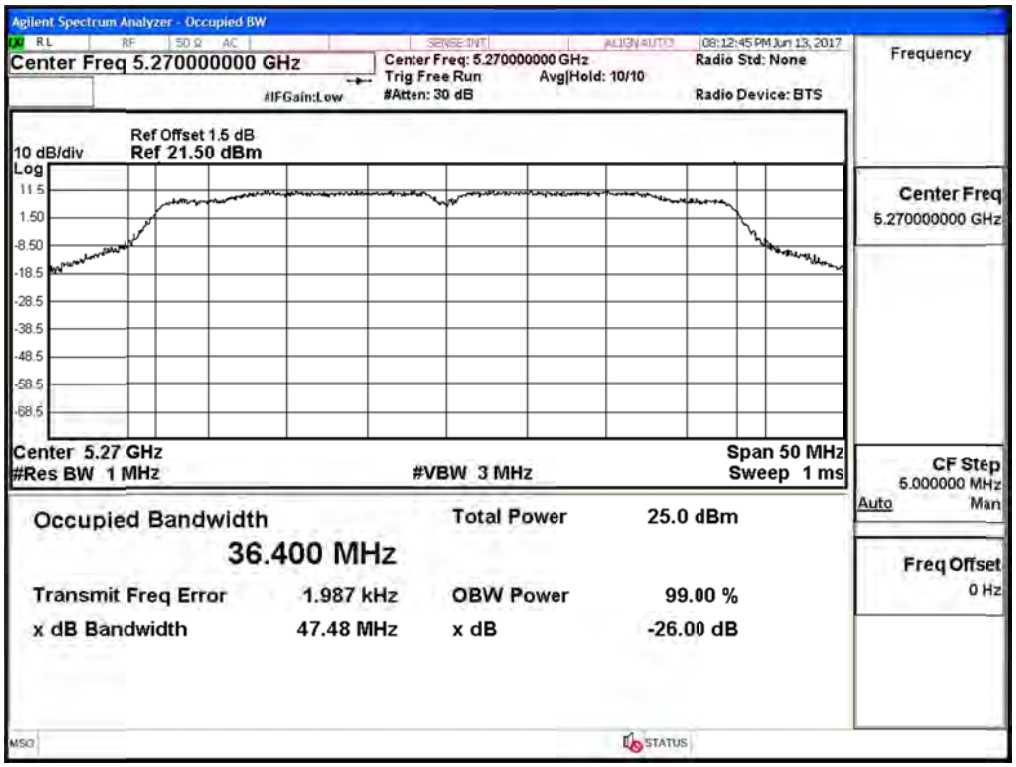

Channel 62

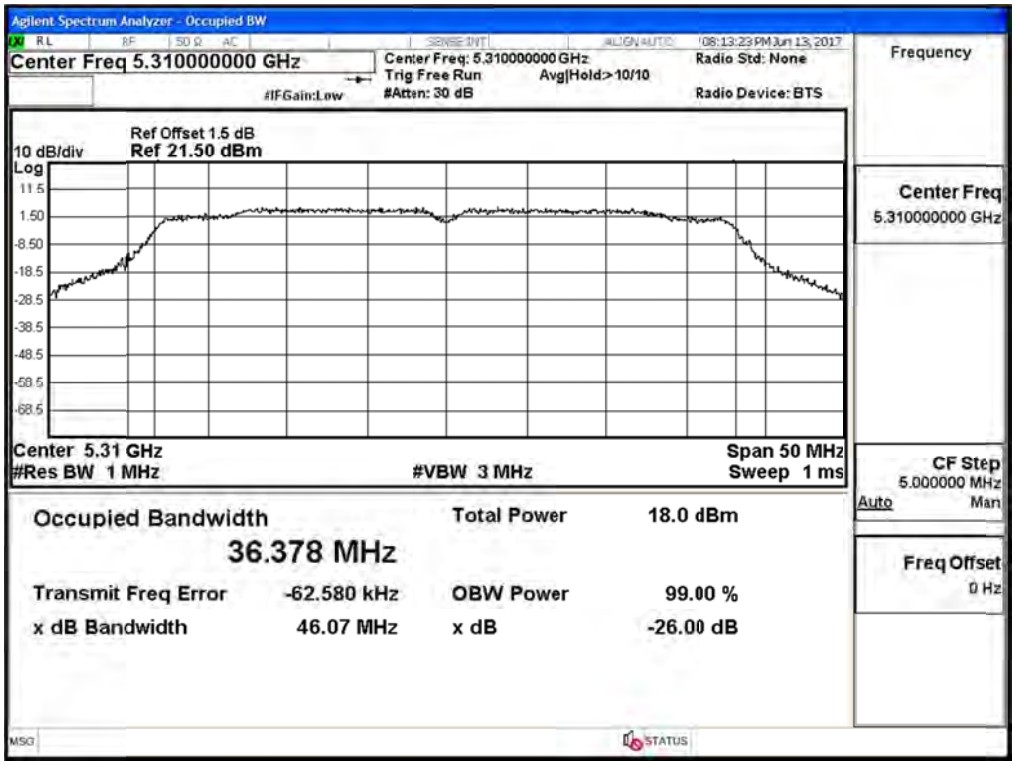

Channel 102

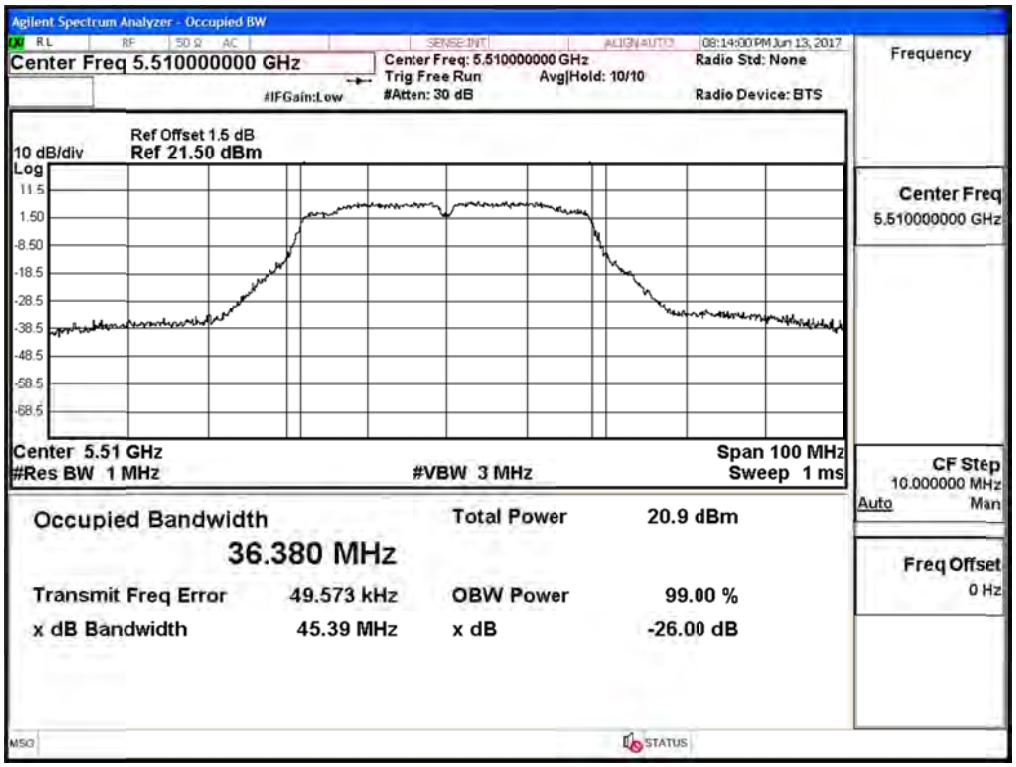

Channel 110

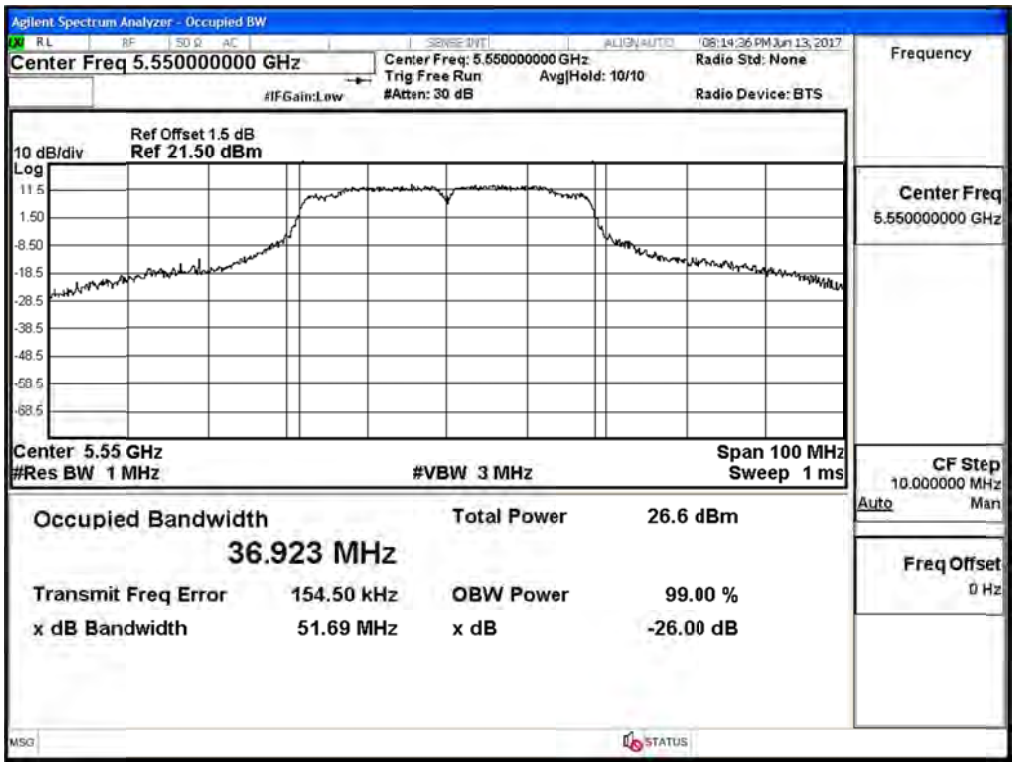

Channel 134

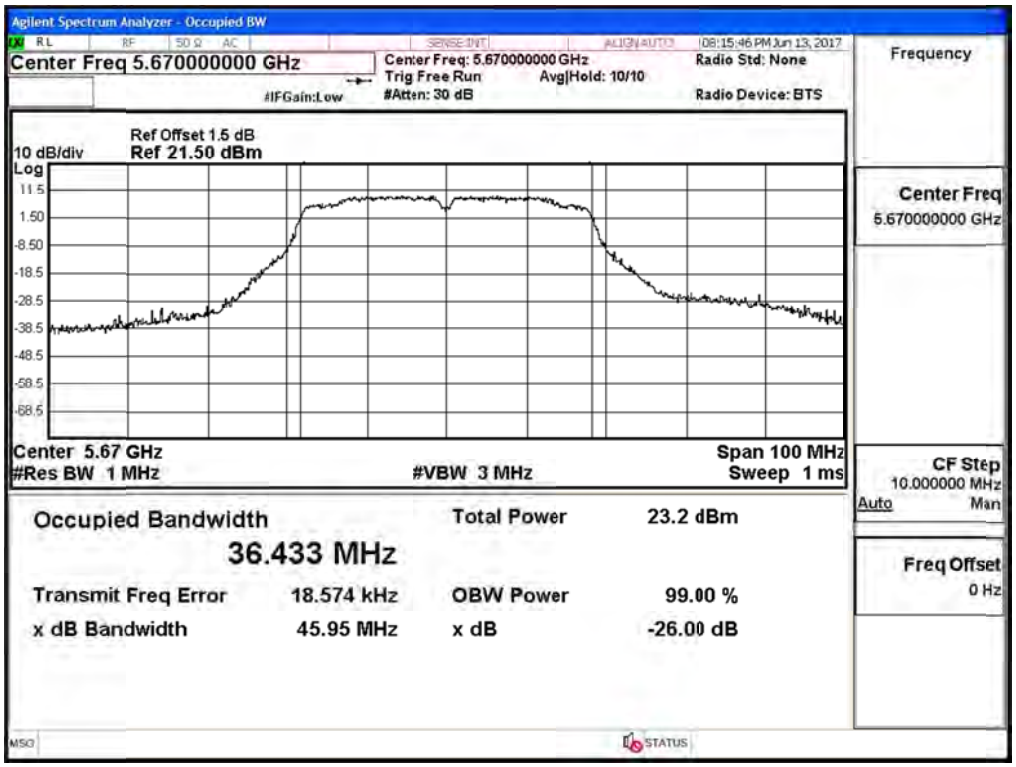
Agilent Spectrum Analyzer - Occupied BW
Center Freq 5.670000000 GHz
Center Freq: 5.670000000 GHz
Trig Free Run
Avg|Hold: 10/10
#IFGain:Low
#Atten: 30 dB
Radio Std: None
Radio Device: BTS
08:15:46 PM Jun 13, 2017
Frequency
Ref Offset 1.5 dB
10 dB/div
Ref 21.50 dBm
Log
11.5
1.50
-8.50
-18.5
-28.5
-38.5
-48.5
-58.5
-68.5
Center Freq
5.670000000 GHz
Center 5.67 GHz
#Res BW 1 MHz
#VBW 3 MHz
Span 100 MHz
Sweep 1 ms
CF Step
10.000000 MHz
Auto
Man
Occupied Bandwidth
36.433 MHz
Total Power
23.2 dBm
Transmit Freq Error
18.574 kHz
OBW Power
99.00 %
x dB Bandwidth
45.95 MHz
x dB
-26.00 dB
Freq Offset
0 Hz
MSG
STATUS

Product : Intel® Tri-Band Wireless-AC 18265
Test Item : Maximum conducted output power
Test Date : 2017/06/15
Test Mode : Mode 1 SISO A: Transmit (802.11ac-20BW-7.2Mbps)

Cable loss=1.5dB		Average Power									
Channel No.	Frequency (MHz)	Data Rate (Mbps)									Required Limit
		VTH0	VTH1	VTH2	VTH3	VTH4	VTH5	VTH6	VTH7	VTH8	
		Measurement Level (dBm)									
144 (Band3)	5720	19.28	19.21	19.16	19.10	19.04	18.98	18.92	18.86	18.80	<24dBm
144 (Band4)	5720	11.89	11.80	11.72	11.63	11.55	11.46	11.38	11.29	11.21	<30dBm

Note: Maximum conducted output power Value =Reading value on Spectrum Analyzer + cable loss

Maximum conducted output power Measurement:

Channel No	Frequency Range (MHz)	99% Bandwidth (MHz)	Output Power (dBm)	Duty Factor (dB)	Total Output Power (dBm)	Output Power Limit		Result
						(dBm)	dBm+10log(BW)	
144(Band3)	5720	14.818	19.28	0.070	19.35	24	22.71	Pass
144(Band4)	5720	--	11.89	0.070	11.96	30	--	Pass

Note: Power Output Value = Reading value on Spectrum Analyzer + cable loss

99% Occupied Bandwidth:

Channel 144

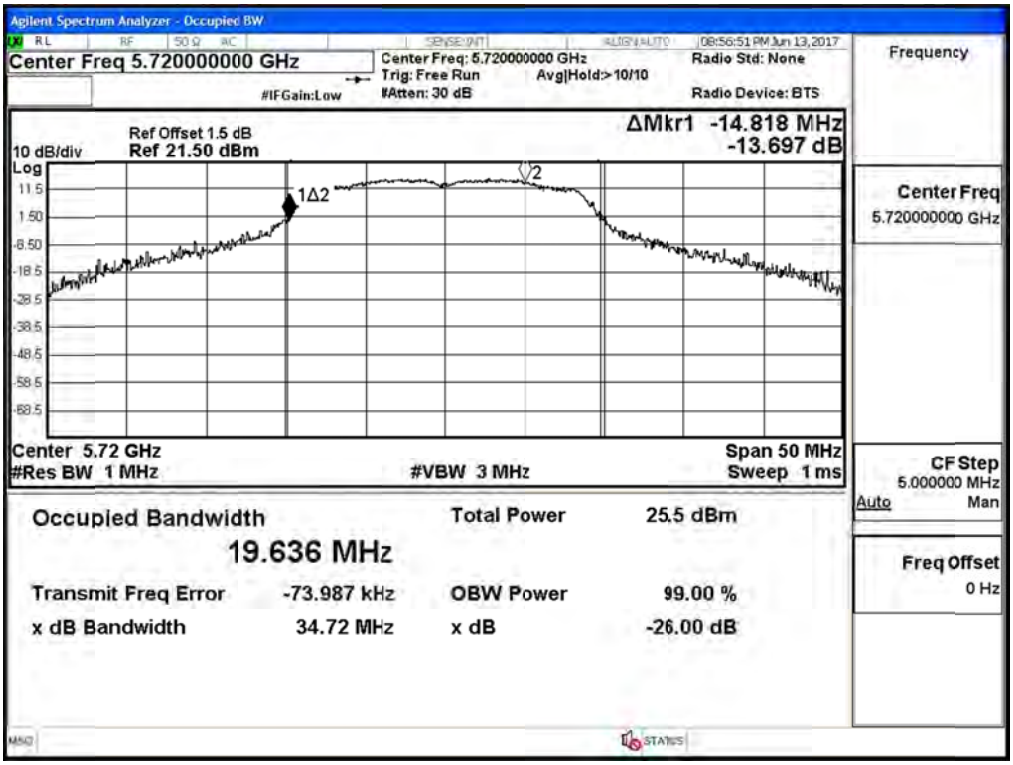

Maximum conducted output power:

Channel 144 (Band3)

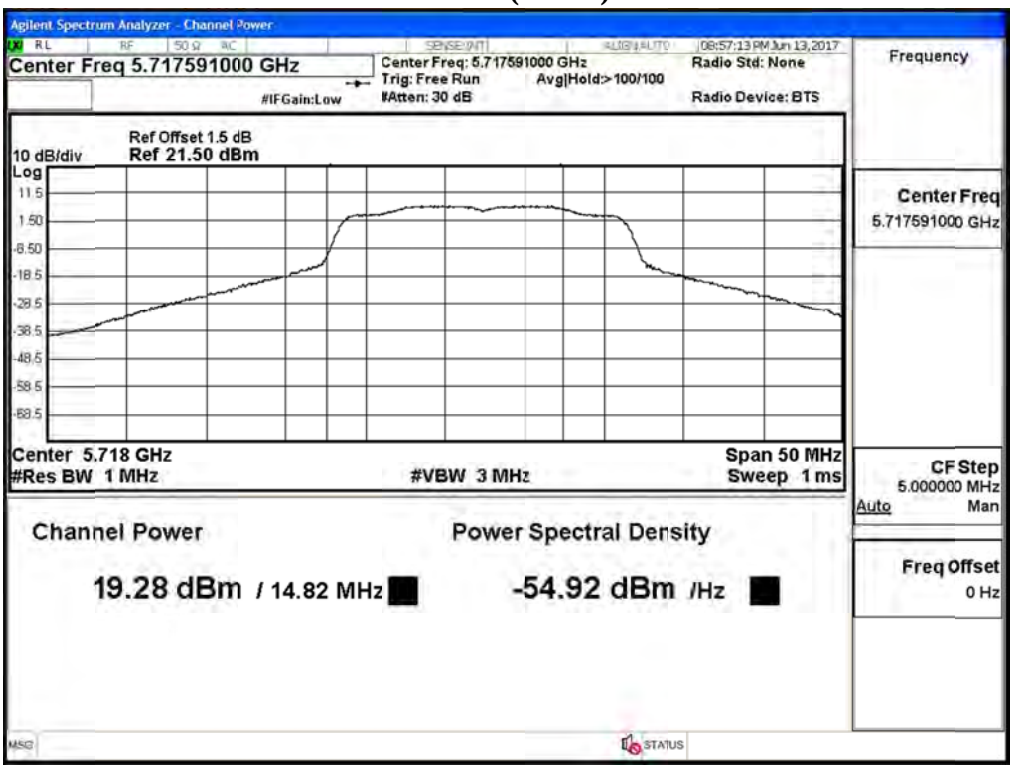

Channel 144 (Band4)

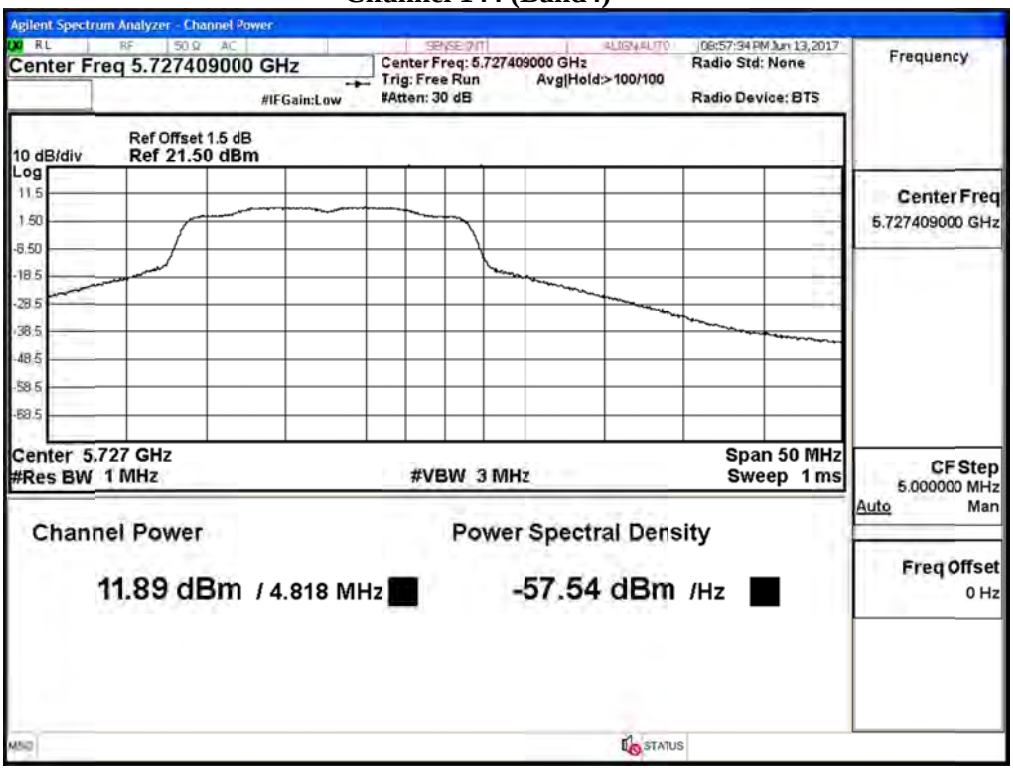

Product : Intel® Tri-Band Wireless-AC 18265
Test Item : Maximum conducted output power
Test Date : 2017/06/15
Test Mode : Mode 1 SISO A: Transmit (802.11ac-40BW-15Mbps)

Cable loss=1.5dB		Average Power									
Channel No.	Frequency (MHz)	Data Rate (Mbps)									Required Limit
		VTH0	VTH1	VTH2	VTH3	VTH4	VTH5	VTH6	VTH7	VTH8	
		Measurement Level (dBm)									
142F(Band3)	5710	19.68	19.62	19.54	19.47	19.40	19.33	19.26	19.19	19.12	<24dBm
142F(Band4)	5710	7.13	7.06	6.98	6.91	6.83	6.76	6.68	6.61	6.53	<30dBm

Note: Maximum conducted output power Value =Reading value on Spectrum Analyzer + cable loss

Maximum conducted output power Measurement:

Channel No	Frequency Range (MHz)	99% Bandwidth (MHz)	Output Power (dBm)	Duty Factor (dB)	Total Output Power (dBm)	Output Power Limit		Result
						(dBm)	dBm+10log(BW)	
142F(Band3)	5710	33.526	19.68	0.150	19.83	24	26.25	Pass
142F(Band4)	5710	--	7.13	0.150	7.28	30	--	Pass

Note: Power Output Value = Reading value on Spectrum Analyzer + cable loss

99% Occupied Bandwidth:

Channel 142

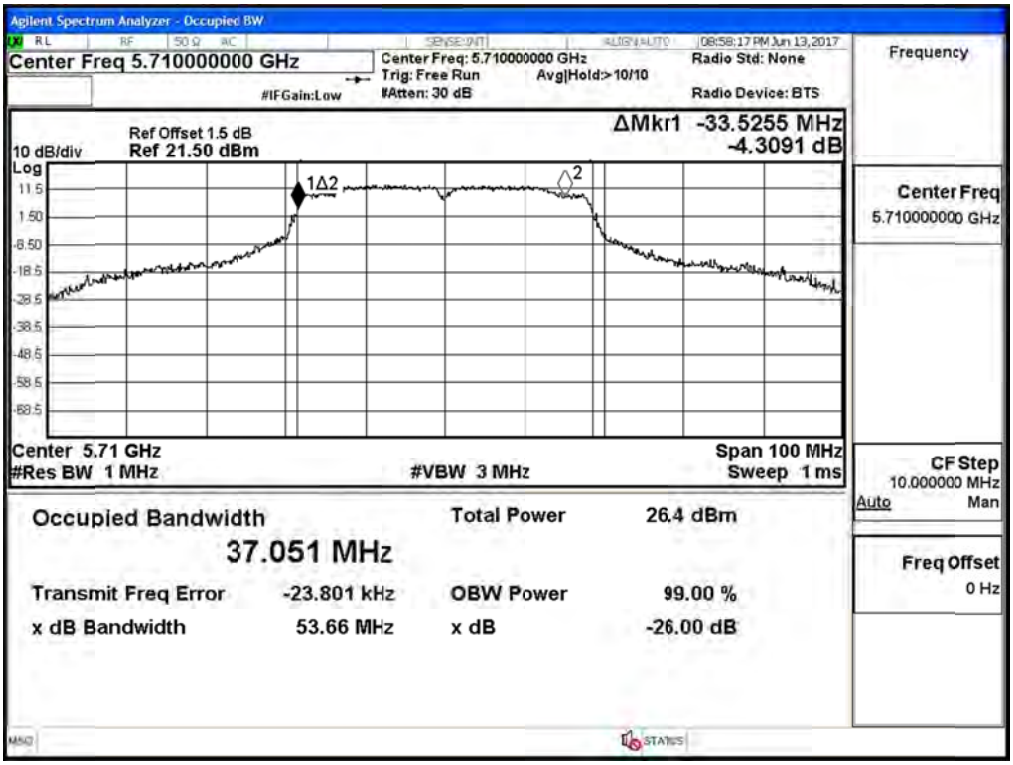

Maximum conducted output power:

Channel 142 (Band3)

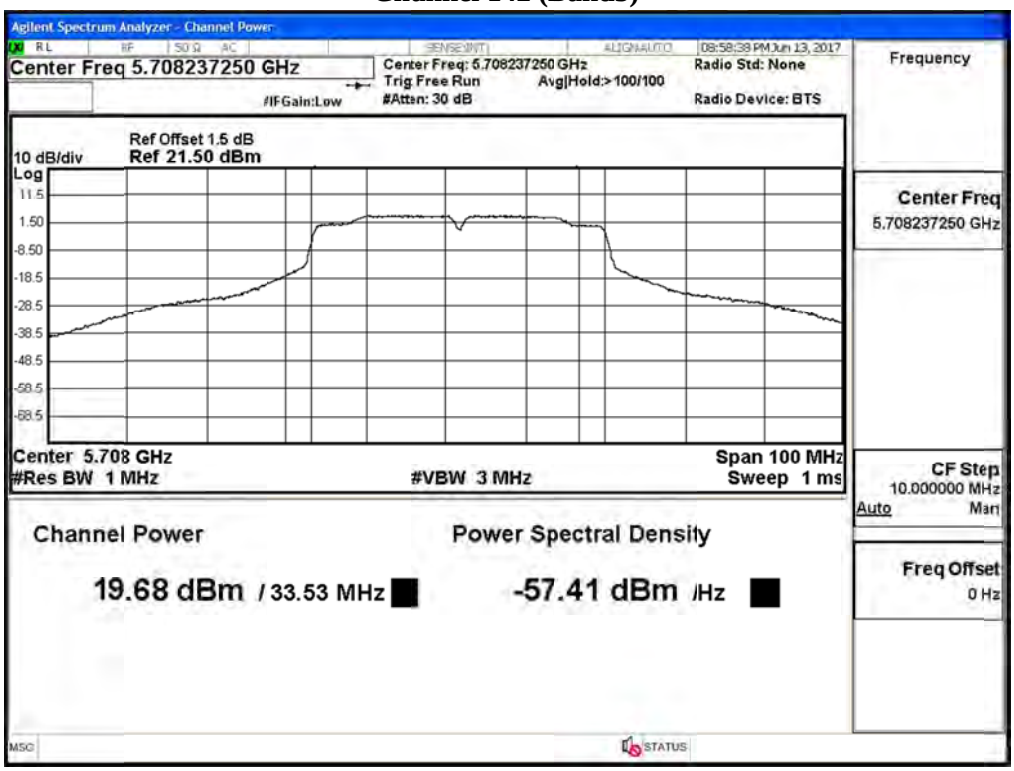

Channel 142 (Band4)

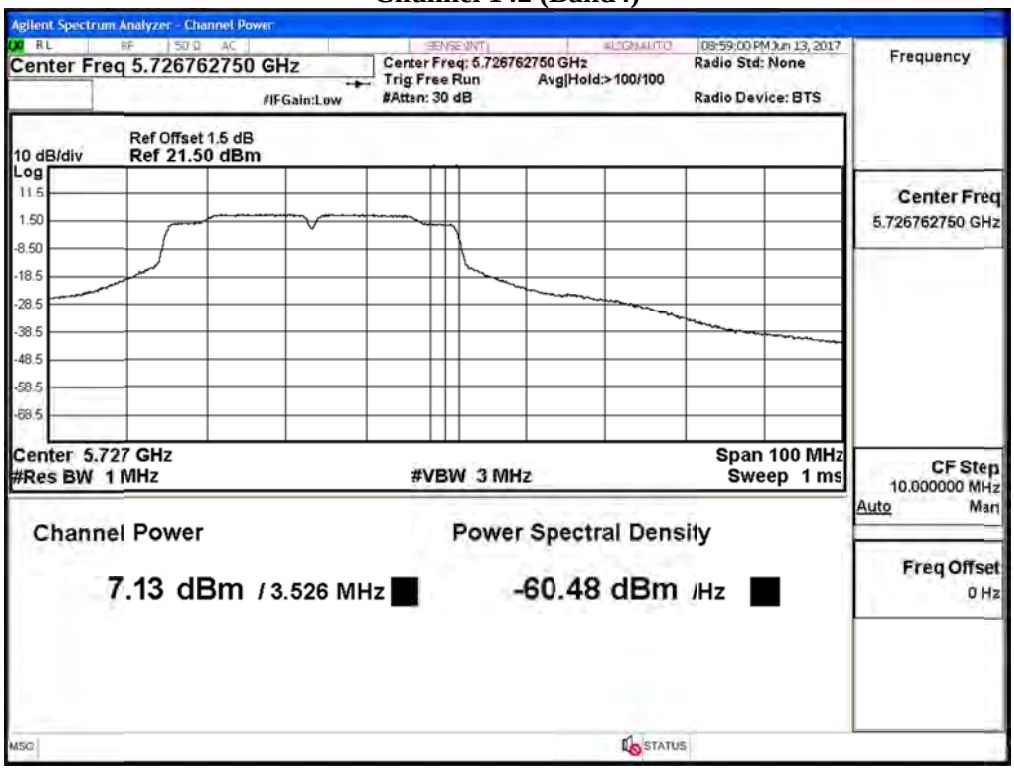

Product : Intel® Tri-Band Wireless-AC 18265
Test Item : Maximum conducted output power
Test Date : 2017/06/15
Test Mode : Mode 1 SISO A: Transmit (802.11ac-80BW-32.5Mbps)

Cable loss=1.5dB		Average Power										
Channel No	Frequency (MHz)	Data Rate (Mbps)										Required Limit
		VTH0	VTH1	VTH2	VTH3	VTH4	VTH5	VTH6	VTH7	VTH8	VTH9	
42	5210	14.28	14.21	14.16	14.10	14.04	13.98	13.92	13.86	13.80	13.74	<24dBm
58	5290	12.89	12.82	12.76	12.69	12.63	12.56	12.50	12.43	12.37	12.30	<24dBm
106	5530	13.59	13.55	13.51	13.48	13.45	13.43	13.39	13.36	13.33	13.29	<24dBm
122	5610	18.59	18.57	18.53	18.51	18.47	18.44	18.42	18.37	18.34	18.31	<24dBm
138(Band3)	5690	19.67	19.62	19.57	19.52	19.47	19.42	19.37	19.32	19.27	19.22	<24dBm
138(Band4)	5690	2.88	2.73	2.68	2.56	2.46	2.36	2.26	2.16	2.06	1.96	<30dBm
155	5775	16.72	16.67	16.62	16.57	16.52	16.47	16.42	16.37	16.32	16.27	<30dBm

Note: Maximum conducted output power Value =Reading value on Spectrum Analyzer + cable loss

Maximum conducted output power Measurement:

Channel No	Frequency Range (MHz)	99% Bandwidth (MHz)	Output Power (dBm)	Duty Factor (dB)	Total Output Power (dBm)	Output Power Limit		Result
						(dBm)	dBm+10log(BW)	
42	5210	--	14.28	0.290	14.57	24	--	Pass
58	5290	74.941	12.89	0.290	13.18	24	29.75	Pass
106	5530	74.903	13.59	0.290	13.88	24	29.74	Pass
122	5610	75.359	18.59	0.290	18.88	24	29.77	Pass
138(Band3)	5690	72.769	19.67	0.290	19.96	24	29.62	Pass
138(Band4)	5690	--	2.88	0.290	3.17	30	--	Pass
155	5775	--	16.72	0.290	17.01	30	--	Pass

Note: Power Output Value = Reading value on Spectrum Analyzer + cable loss

99% Occupied Bandwidth:

Channel 58

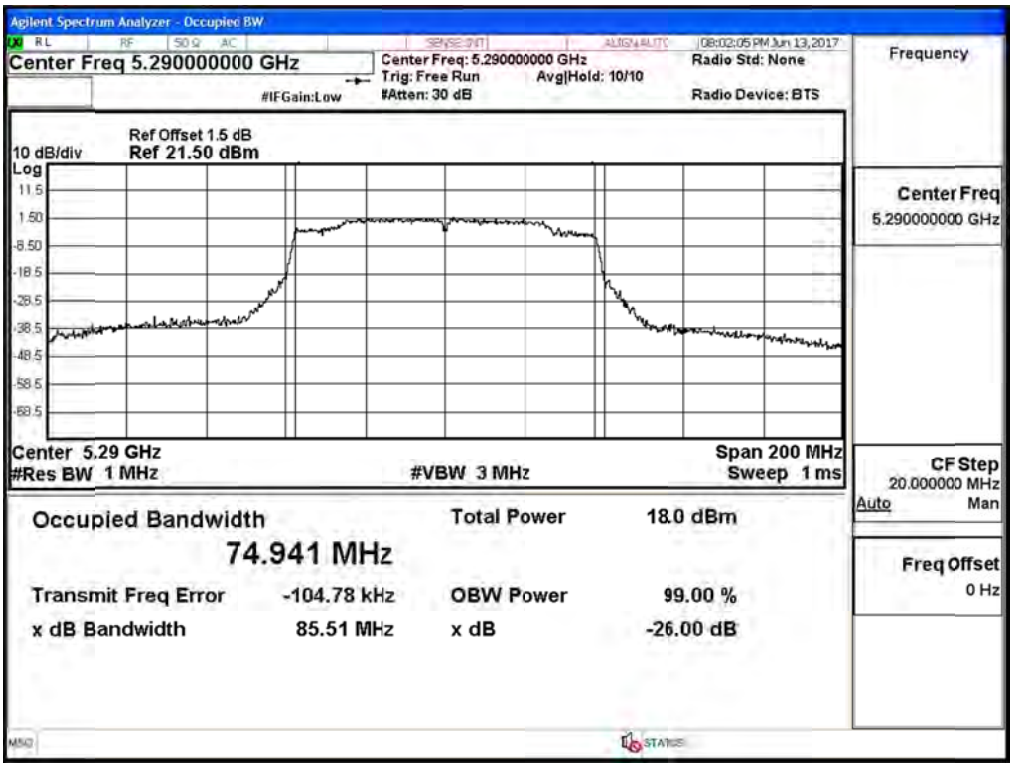

Channel 106

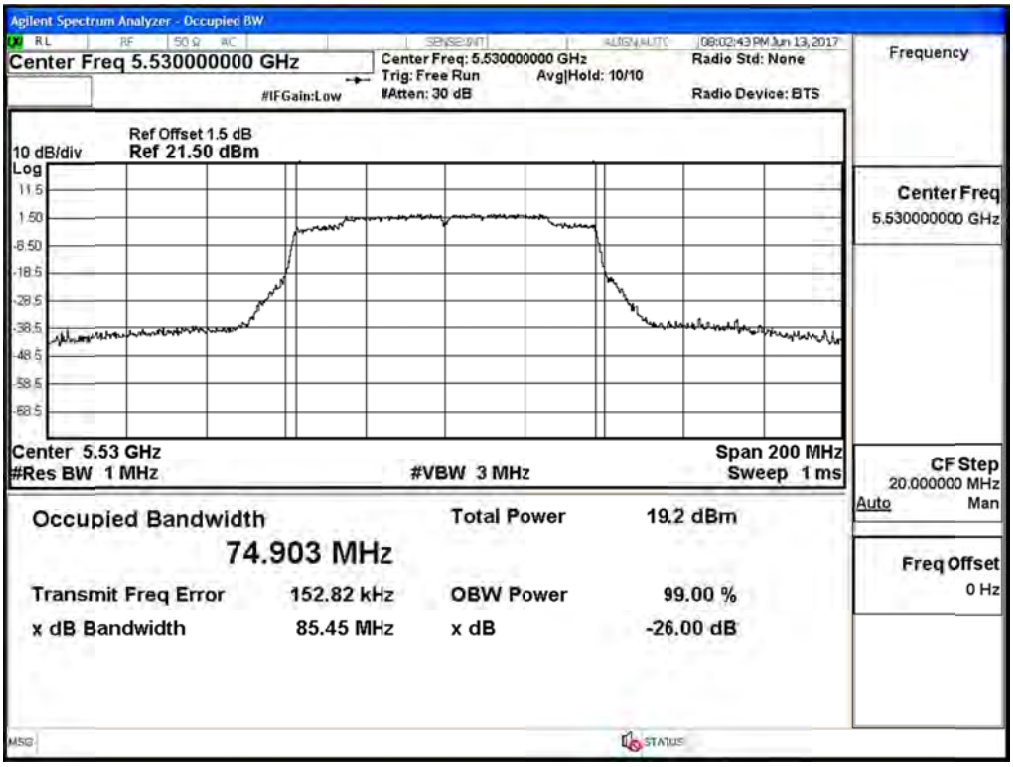

Channel 122

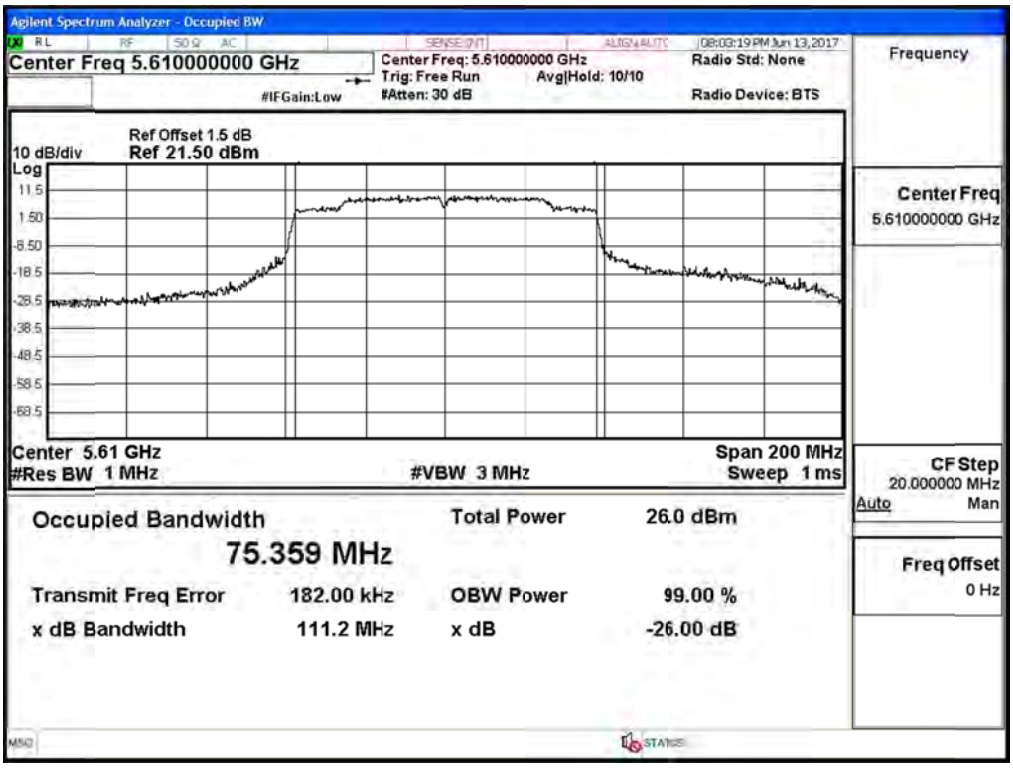

Channel 138

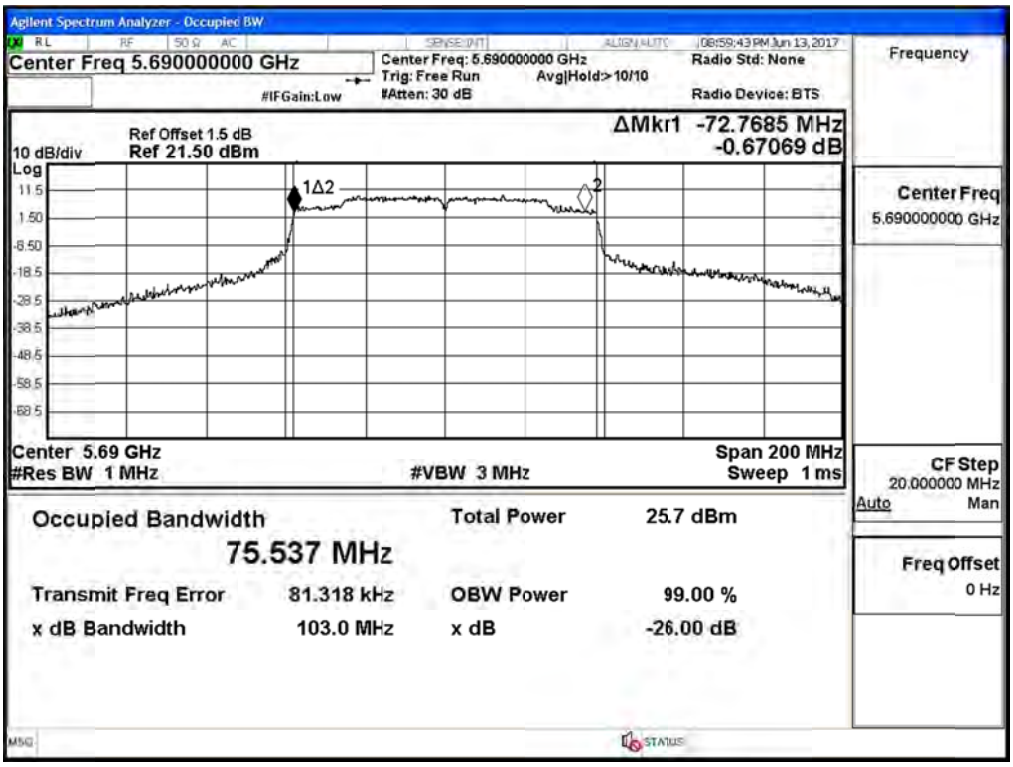

Maximum conducted output power:

Channel 138 (Band3)

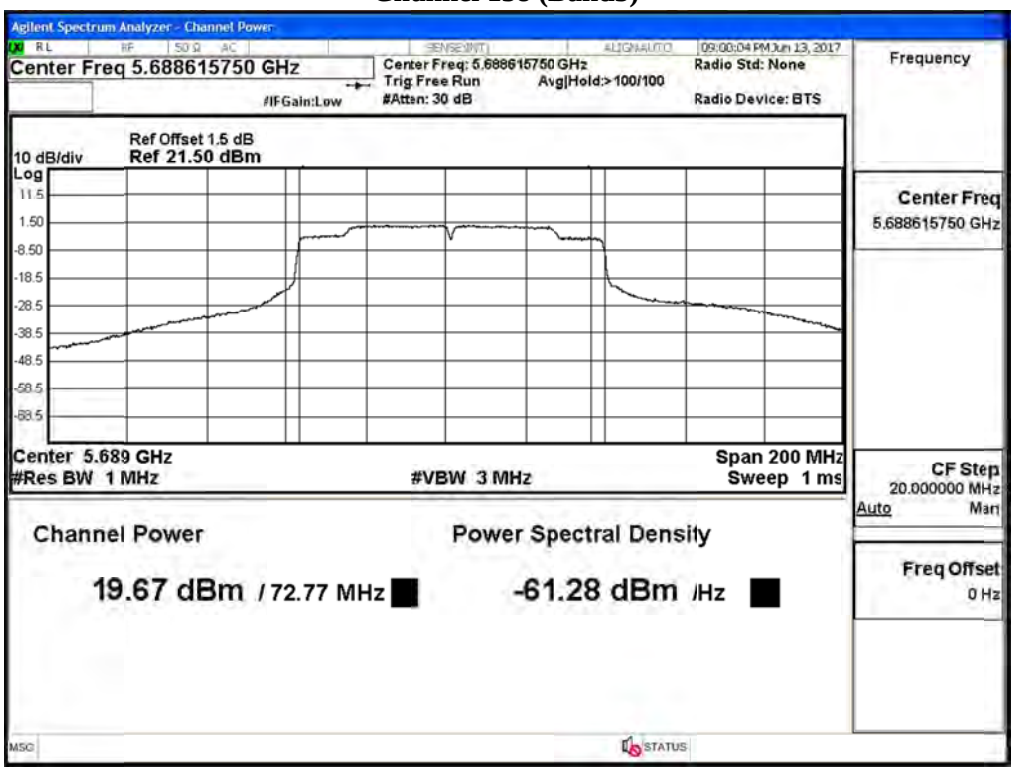

Maximum conducted output power:

Channel 138 (Band4)

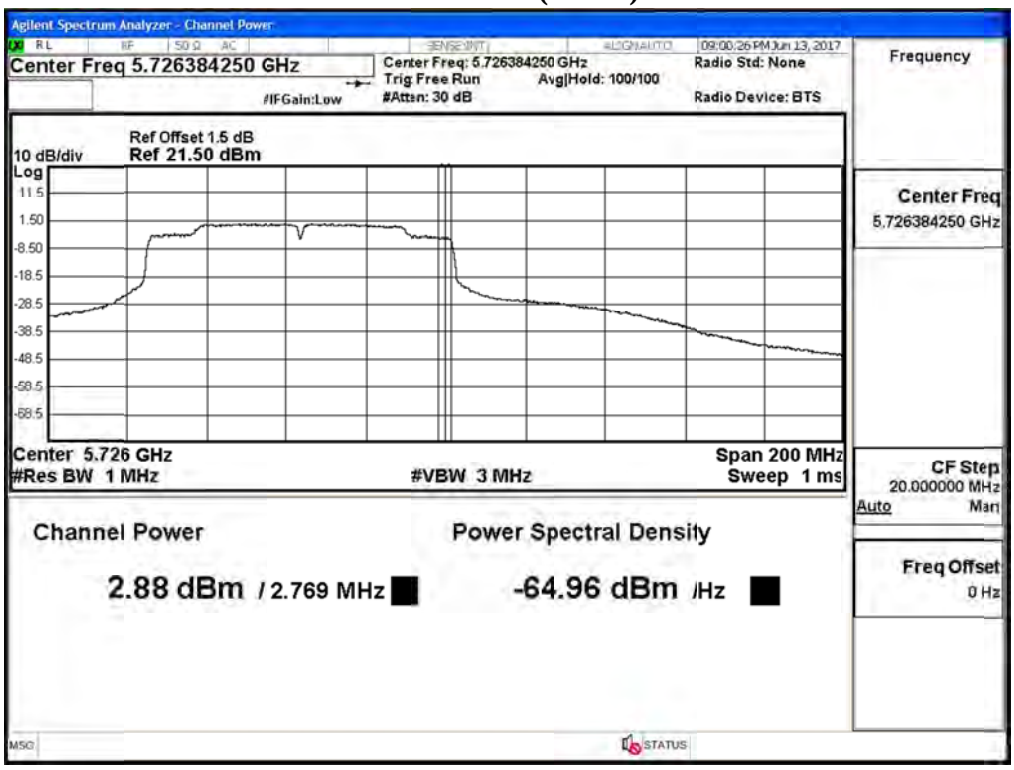

Product : Intel® Tri-Band Wireless-AC 18265
Test Item : Maximum conducted output power
Test Date : 2017/06/15
Test Mode : Mode 2 SISO B: Transmit (802.11a-6Mbps)

Cable loss=1.5dB		Average Power								
Channel No.	Frequency (MHz)	Data Rate (Mbps)								Required Limit
		6	9	12	18	24	36	48	54	
		Measurement Level (dBm)								
36	5180	18.83	--	--	--	--	--	--	--	<24dBm
40	5200	19.87	19.82	19.73	19.67	19.60	19.53	19.46	19.39	<24dBm
48	5240	20.37	--	--	--	--	--	--	--	<24dBm
52	5260	19.94	--	--	--	--	--	--	--	<24dBm
56	5280	19.82	19.75	19.71	19.65	19.60	19.54	19.49	19.43	<24dBm
64	5320	18.23	--	--	--	--	--	--	--	<24dBm
100	5500	17.43	--	--	--	--	--	--	--	<24dBm
116	5580	19.95	19.83	19.75	19.64	19.54	19.44	19.34	19.24	<24dBm
140	5700	16.61	--	--	--	--	--	--	--	<24dBm
149	5745	19.63	--	--	--	--	--	--	--	<30dBm
157	5785	20.10	20.03	19.94	19.86	19.78	19.70	19.62	19.09	<30dBm
165	5825	20.08	--	--	--	--	--	--	--	<30dBm

Note: Maximum conducted output power Value =Reading value on average power meter + cable loss

Maximum conducted output power Measurement:

Channel No	Frequency Range (MHz)	99% Bandwidth (MHz)	Output Power (dBm)	Duty Factor (dB)	Total Output Power (dBm)	Output Power Limit		Result
						(dBm)	dBm+10log(BW)	
36	5180	--	18.83	0.00	18.83	24	--	Pass
40	5200	--	19.87	0.00	19.87	24	--	Pass
48	5240	--	20.37	0.00	20.37	24	--	Pass
52	5260	19.614	19.94	0.00	19.94	24	23.93	Pass
56	5280	18.395	19.82	0.00	19.82	24	23.65	Pass
64	5320	17.574	18.23	0.00	18.23	24	23.45	Pass
100	5500	17.564	17.43	0.00	17.43	24	23.45	Pass
116	5580	18.500	19.95	0.00	19.95	24	23.67	Pass
140	5700	17.487	16.61	0.00	16.61	24	23.43	Pass
149	5745	--	19.63	0.00	19.63	30	--	Pass
157	5785	--	20.10	0.00	20.10	30	--	Pass
165	5825	--	20.08	0.00	20.08	30	--	Pass

Note: Power Output Value =Reading value on average power meter + cable loss

99% Occupied Bandwidth:
Channel 52:

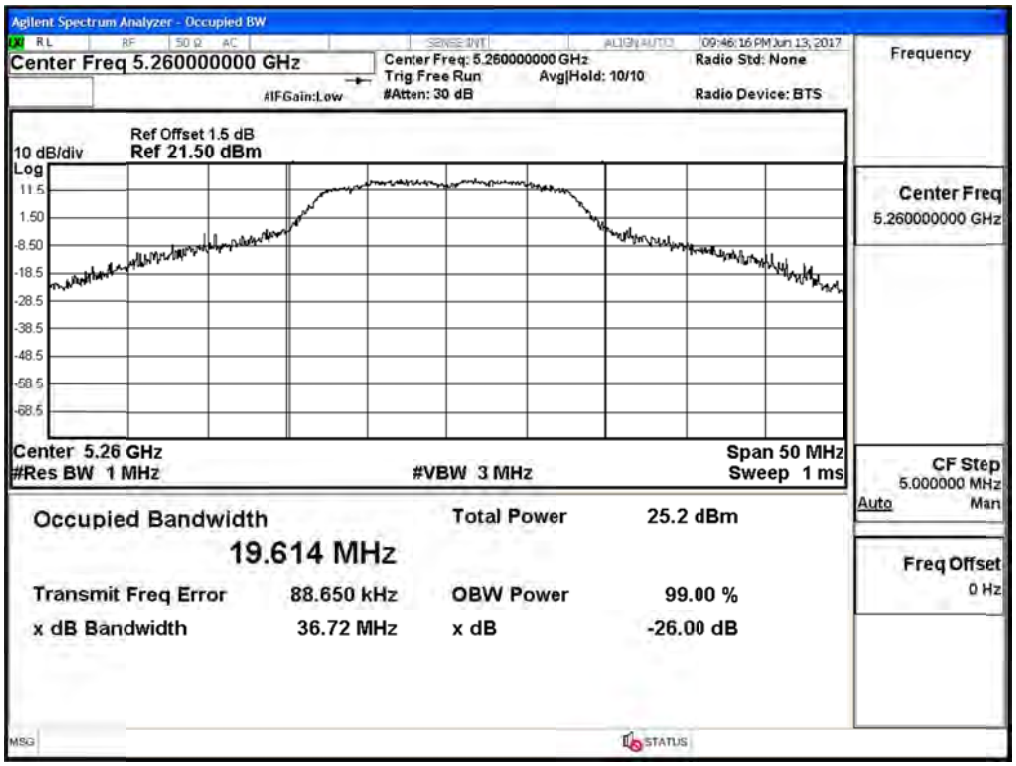

Channel 56:

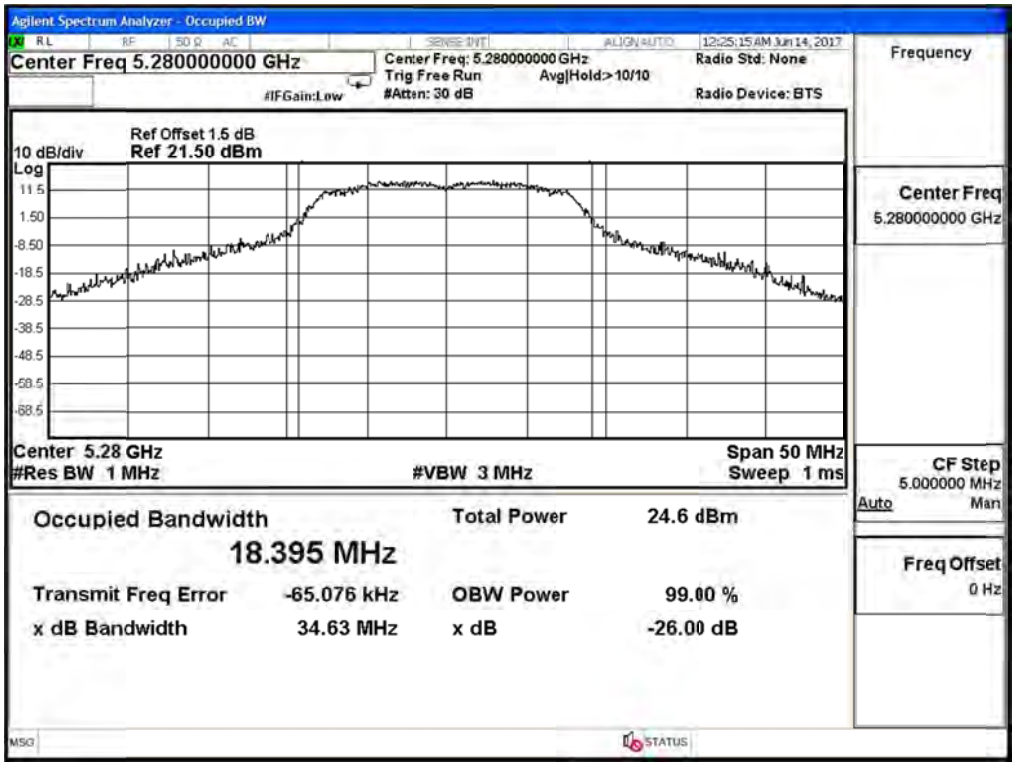

Channel 64:

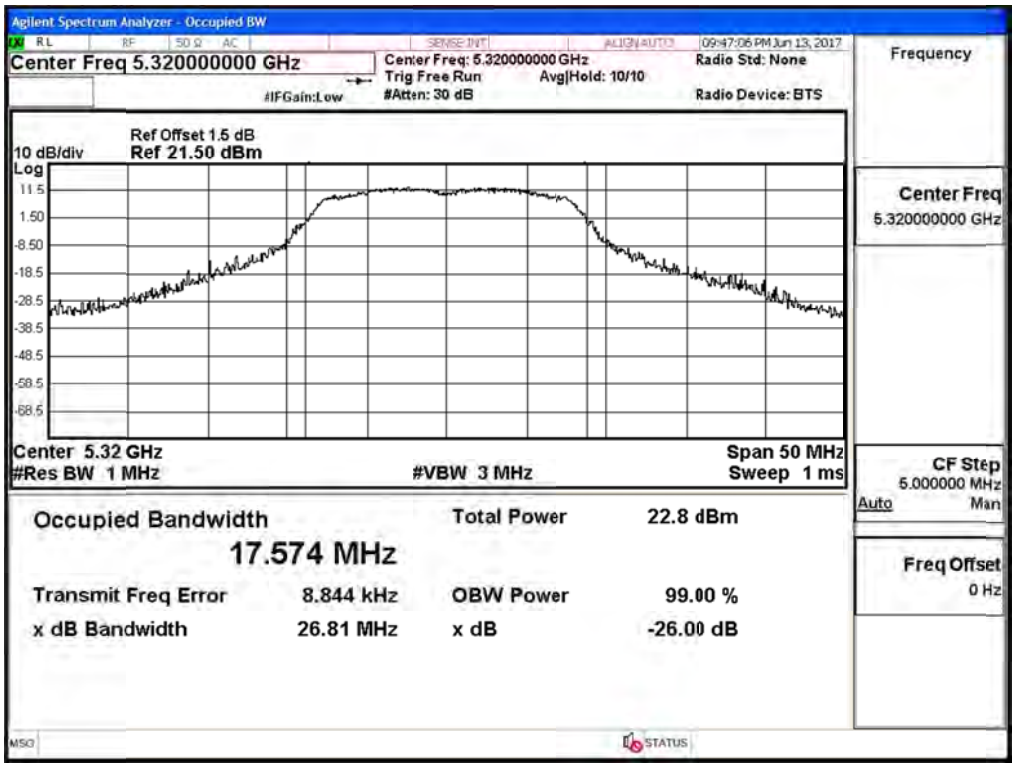

Channel 100:

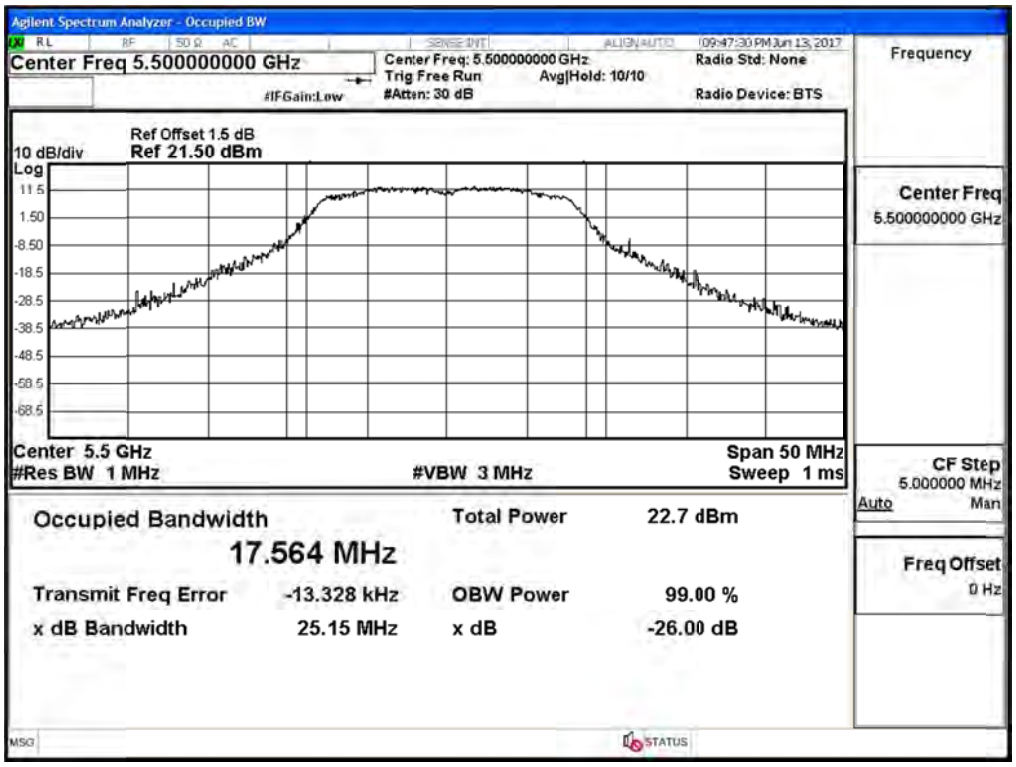

Channel 116:

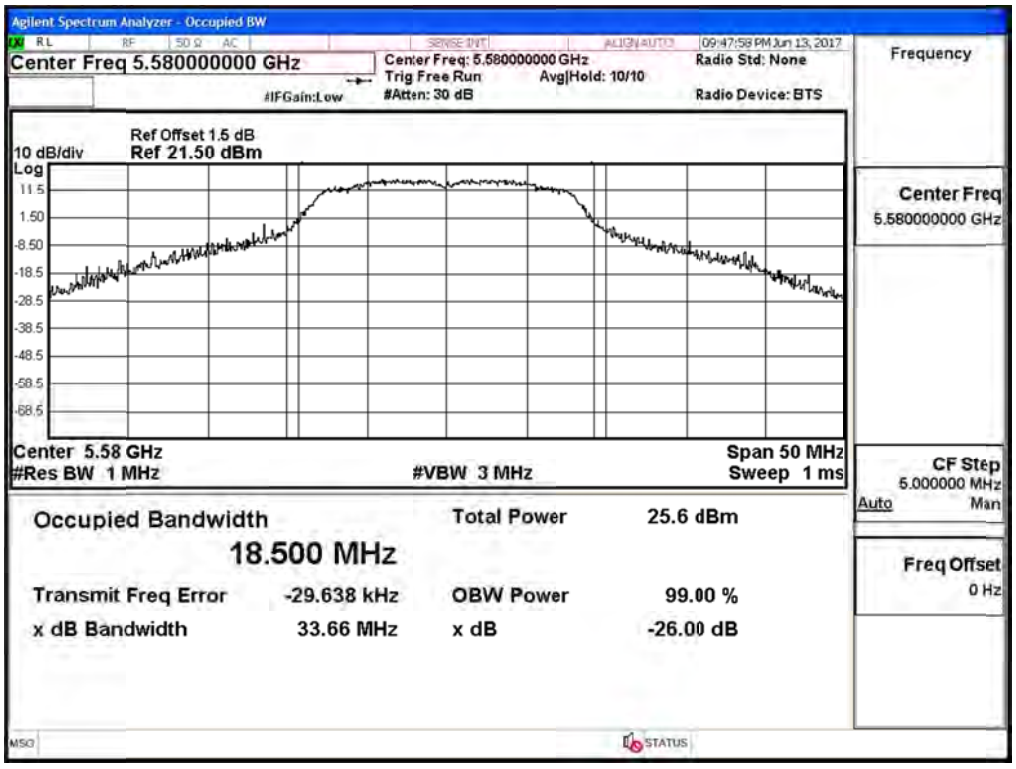

Channel 140:

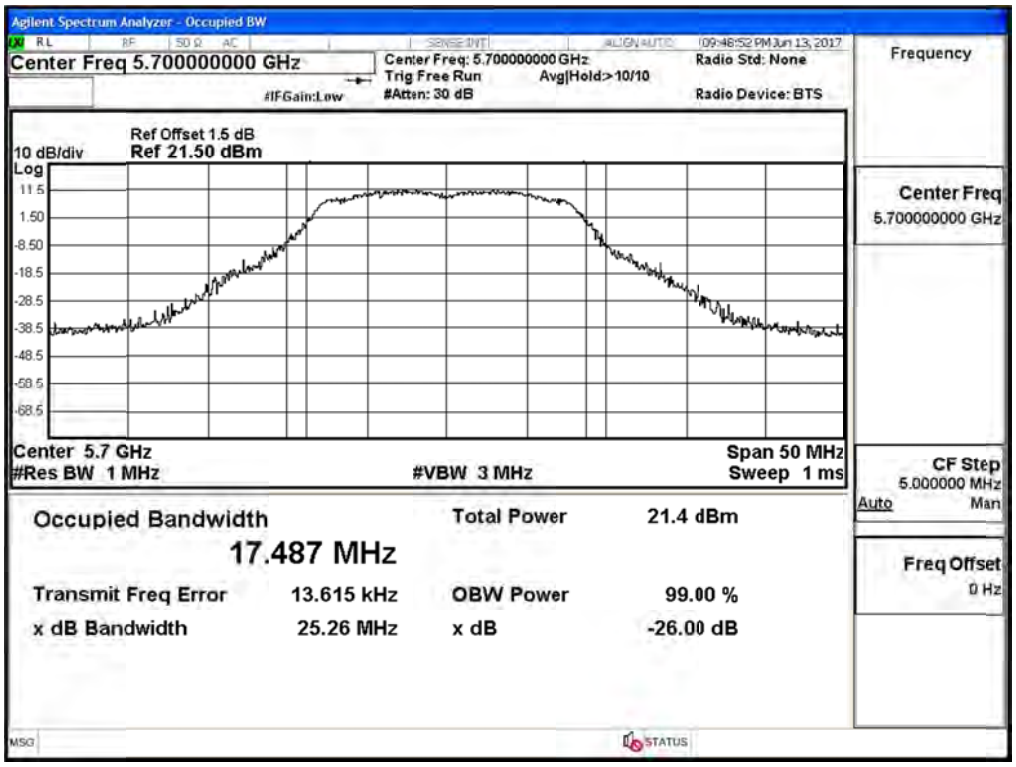

Product : Intel® Tri-Band Wireless-AC 18265
Test Item : Maximum conducted output power
Test Date : 2017/06/15
Test Mode : Mode 2 SISO B: Transmit (802.11n-20BW 7.2Mbps)

Cable loss=1.5dB		Average Power								
Channel No.	Frequency (MHz)	Data Rate (Mbps)								Required Limit
		7.2	14.4	21.7	28.9	43.3	57.8	65	72.2	
		Measurement Level (dBm)								
36	5180	18.63	--	--	--	--	--	--	--	<24dBm
40	5200	19.89	19.81	19.76	19.69	19.63	19.56	19.50	19.43	<24dBm
48	5240	20.11	--	--	--	--	--	--	--	<24dBm
52	5260	19.02	--	--	--	--	--	--	--	<24dBm
56	5280	20.03	19.93	19.85	19.76	19.67	19.58	19.49	19.40	<24dBm
64	5320	18.42	--	--	--	--	--	--	--	<24dBm
100	5500	17.45	--	--	--	--	--	--	--	<24dBm
116	5580	20.36	20.32	20.27	20.25	20.21	20.18	20.15	20.11	<24dBm
140	5700	16.72	--	--	--	--	--	--	--	<24dBm
149	5745	19.72	--	--	--	--	--	--	--	<30dBm
157	5785	19.68	19.62	19.57	19.51	19.46	19.40	19.35	19.29	<30dBm
165	5825	20.37	--	--	--	--	--	--	--	<30dBm

Note: Maximum conducted output power Value =Reading value on average power meter + cable loss

Maximum conducted output power Measurement:

Channel No	Frequency Range (MHz)	99% Bandwidth (MHz)	Output Power (dBm)	Duty Factor (dB)	Total Output Power (dBm)	Output Power Limit		Result
						(dBm)	dBm+10log(BW)	
36	5180	--	18.63	0.00	18.63	24	--	Pass
40	5200	--	19.89	0.00	19.89	24	--	Pass
48	5240	--	20.11	0.00	20.11	24	--	Pass
52	5260	20.408	19.02	0.00	19.02	24	24.10	Pass
56	5280	18.644	20.03	0.00	20.03	24	23.71	Pass
64	5320	18.927	18.42	0.00	18.42	24	23.77	Pass
100	5500	18.596	17.45	0.00	17.45	24	23.69	Pass
116	5580	20.130	20.36	0.00	20.36	24	24.04	Pass
140	5700	18.587	16.72	0.00	16.72	24	23.69	Pass
149	5745	--	19.72	0.00	19.72	30	--	Pass
157	5785	--	19.68	0.00	19.68	30	--	Pass
165	5825	--	20.37	0.00	20.37	30	--	Pass

Note: Power Output Value =Reading value on average power meter + cable loss

99% Occupied Bandwidth:

Channel 52:

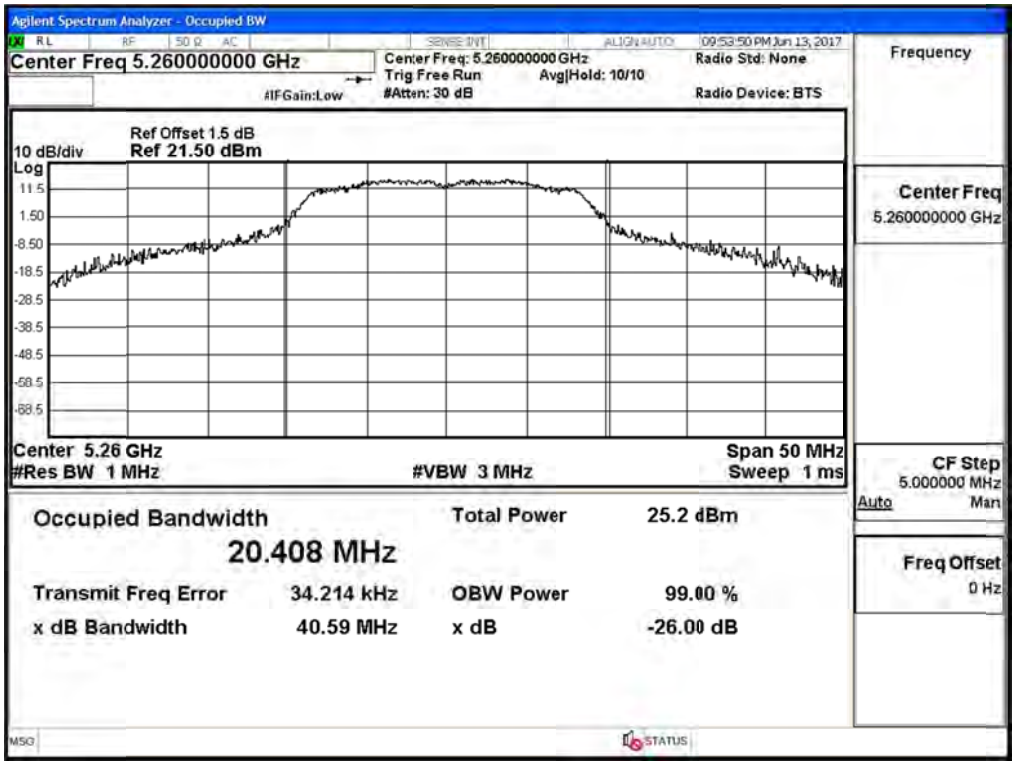

Channel 56:

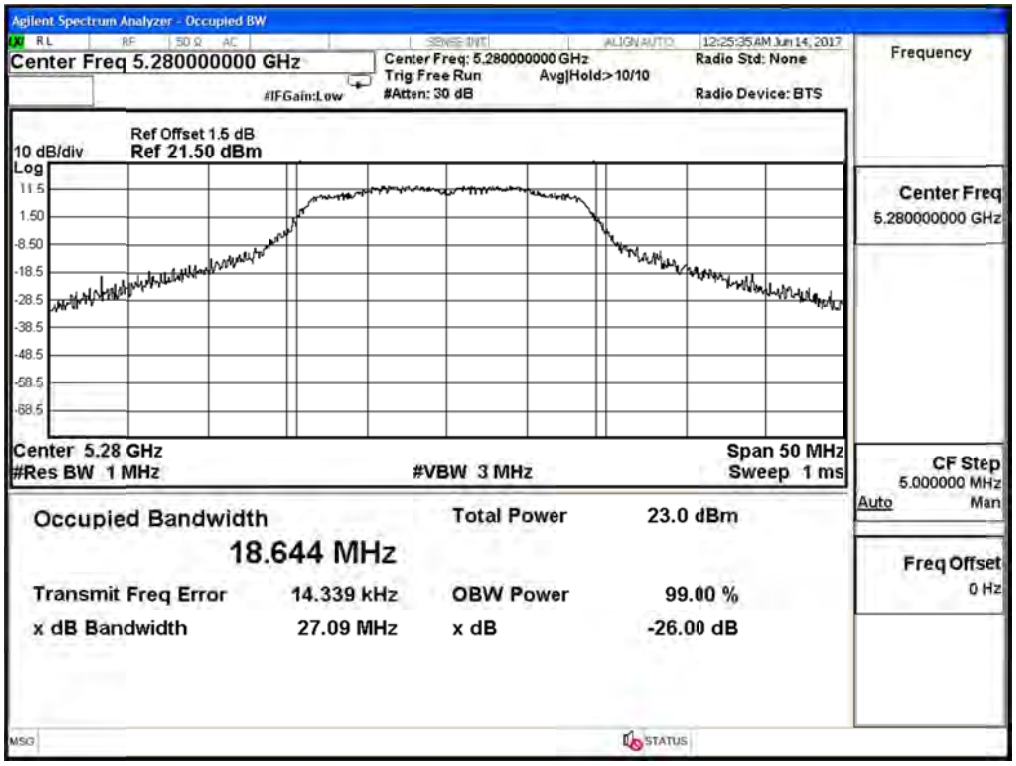

Channel 64:

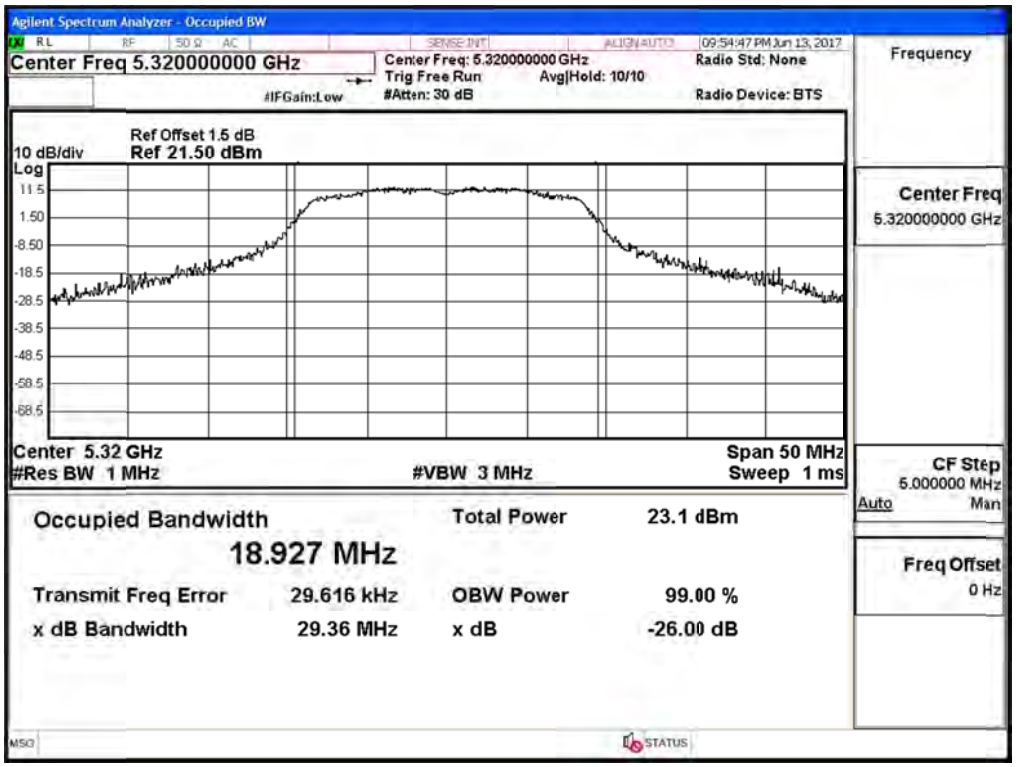

Channel 100:

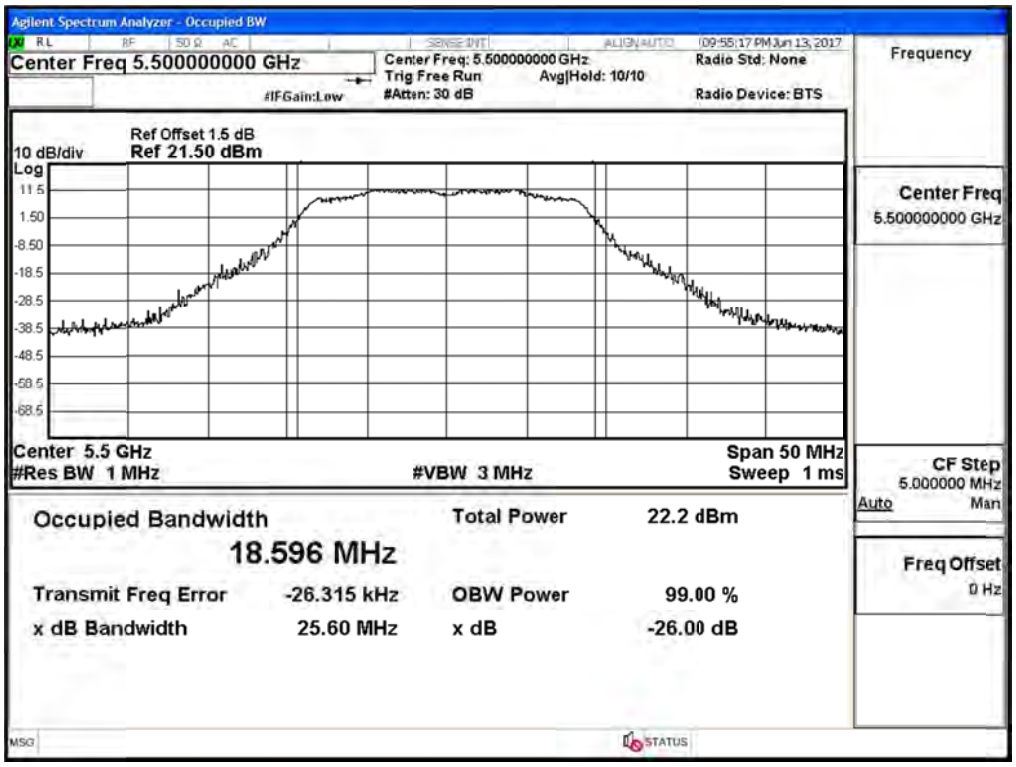

Channel 116:

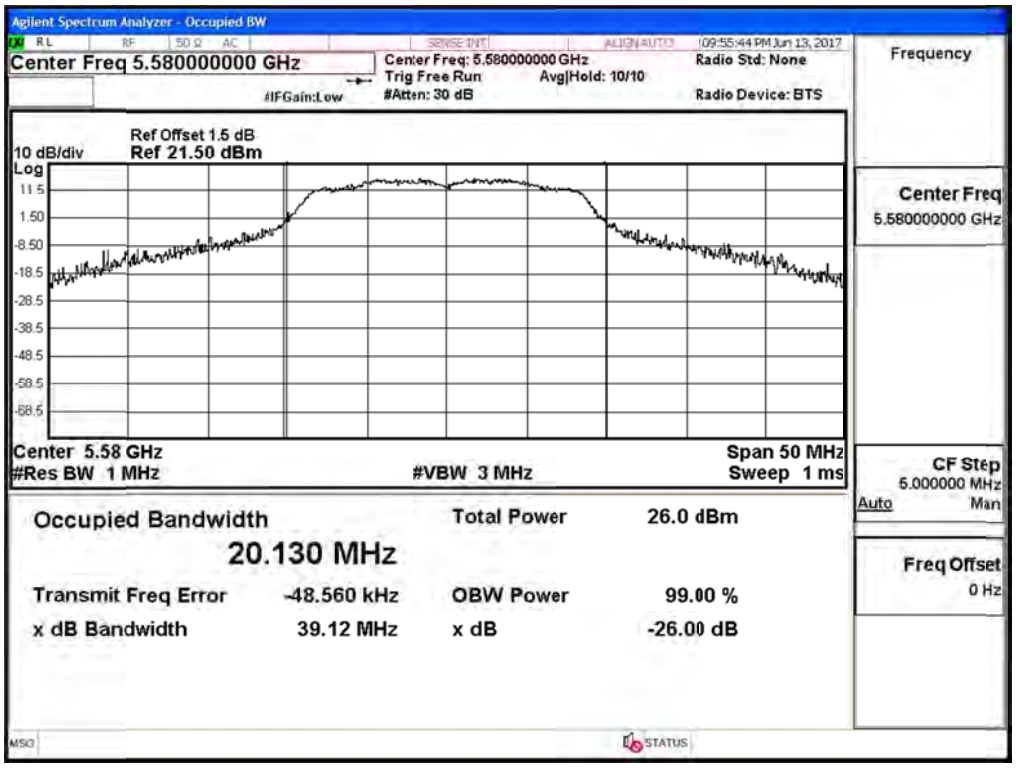

Channel 140:

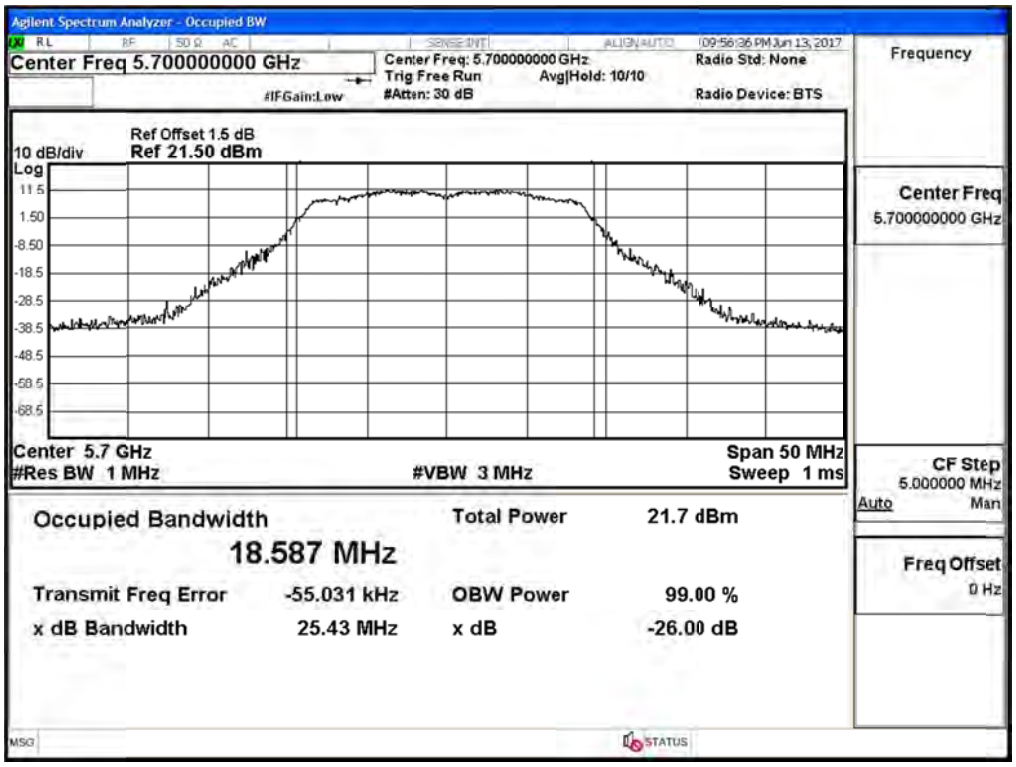

Product : Intel® Tri-Band Wireless-AC 18265
Test Item : Maximum conducted output power
Test Date : 2017/06/15
Test Mode : Mode 2 SISO B: Transmit (802.11n-40BW 15Mbps)

Cable loss=1.5dB		Average Power								
Channel No.	Frequency (MHz)	Data Rate (Mbps)								Required Limit
		15	30	45	60	90	120	135	150	
		Measurement Level (dBm)								
38	5190	16.73	16.68	16.57	16.50	16.42	16.34	16.26	16.18	<24dBm
46	5230	20.52	--	--	--	--	--	--	--	<24dBm
54	5270	20.41	20.38	20.31	20.27	20.22	20.17	20.12	20.07	<24dBm
62	5310	13.06	--	--	--	--	--	--	--	<24dBm
102	5510	13.57	--	--	--	--	--	--	--	<24dBm
110	5550	20.32	20.28	20.21	20.16	20.11	20.05	20.00	19.94	<24dBm
134	5670	17.15	--	--	--	--	--	--	--	<24dBm
151	5755	19.62	19.56	19.51	19.45	19.40	19.34	19.29	19.23	<30dBm
159	5795	20.26	--	--	--	--	--	--	--	<30dBm

Note: Maximum conducted output power Value =Reading value on average power meter + cable loss

Maximum conducted output power Measurement:

Channel No	Frequency Range (MHz)	99% Bandwidth (MHz)	Output Power (dBm)	Duty Factor (dB)	Total Output Power (dBm)	Output Power Limit		Result
						(dBm)	dBm+10log(BW)	
38	5190	--	16.73	0.14	16.87	24	--	Pass
46	5230	--	20.52	0.14	20.66	24	--	Pass
54	5270	36.580	20.41	0.14	20.55	24	26.63	Pass
62	5310	36.274	13.06	0.14	13.20	24	26.60	Pass
102	5510	37.038	13.57	0.14	13.71	24	26.69	Pass
110	5550	37.942	20.32	0.14	20.46	24	26.79	Pass
134	5670	36.326	17.15	0.14	17.29	24	26.60	Pass
151	5755	--	19.62	0.14	19.76	30	--	Pass
159	5795	--	20.26	0.14	20.40	30	--	Pass

Note: Power Output Value =Reading value on average power meter + cable loss

99% Occupied Bandwidth:

Channel 54

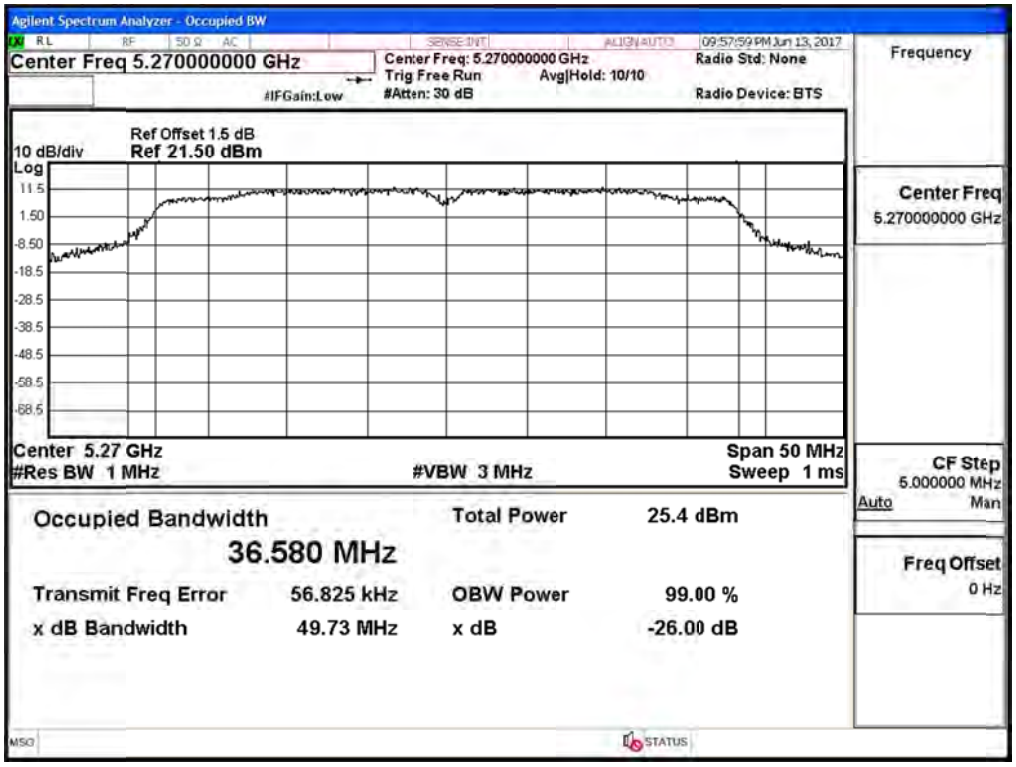

Channel 62

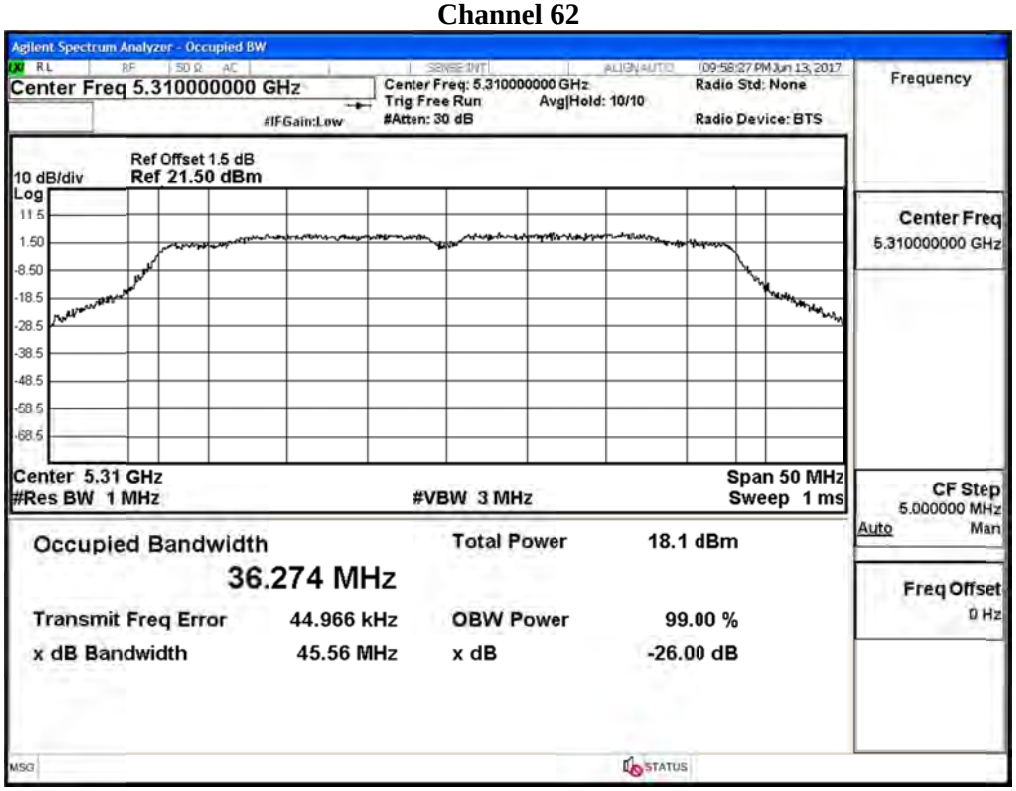

Channel 102

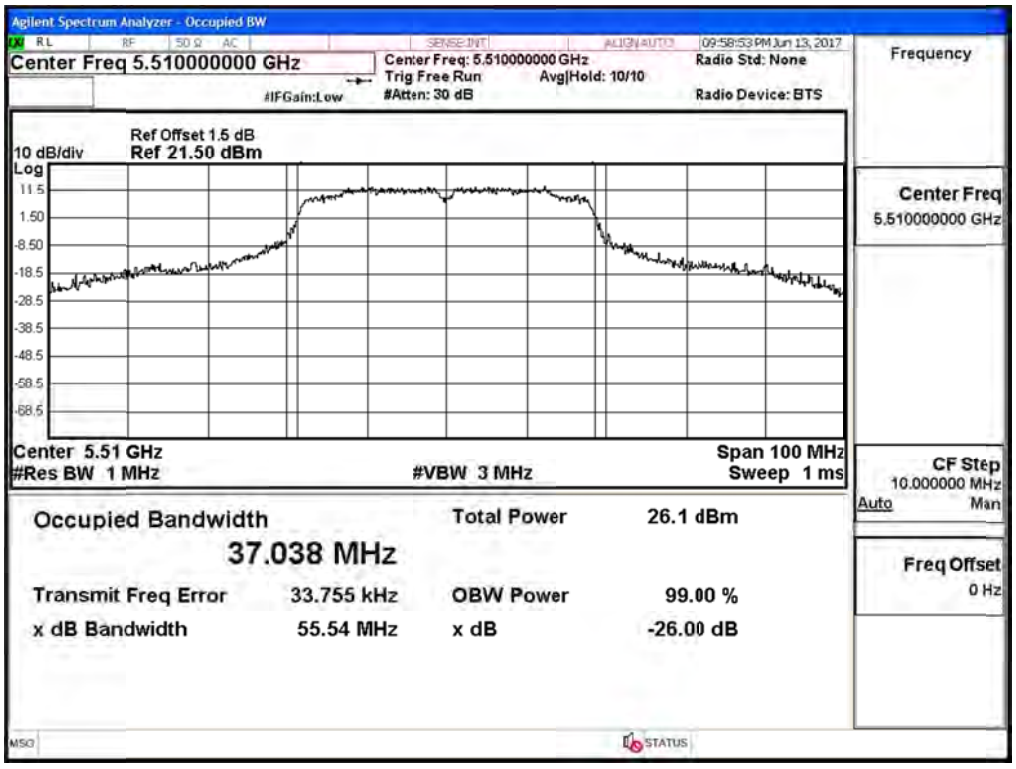

Channel 110

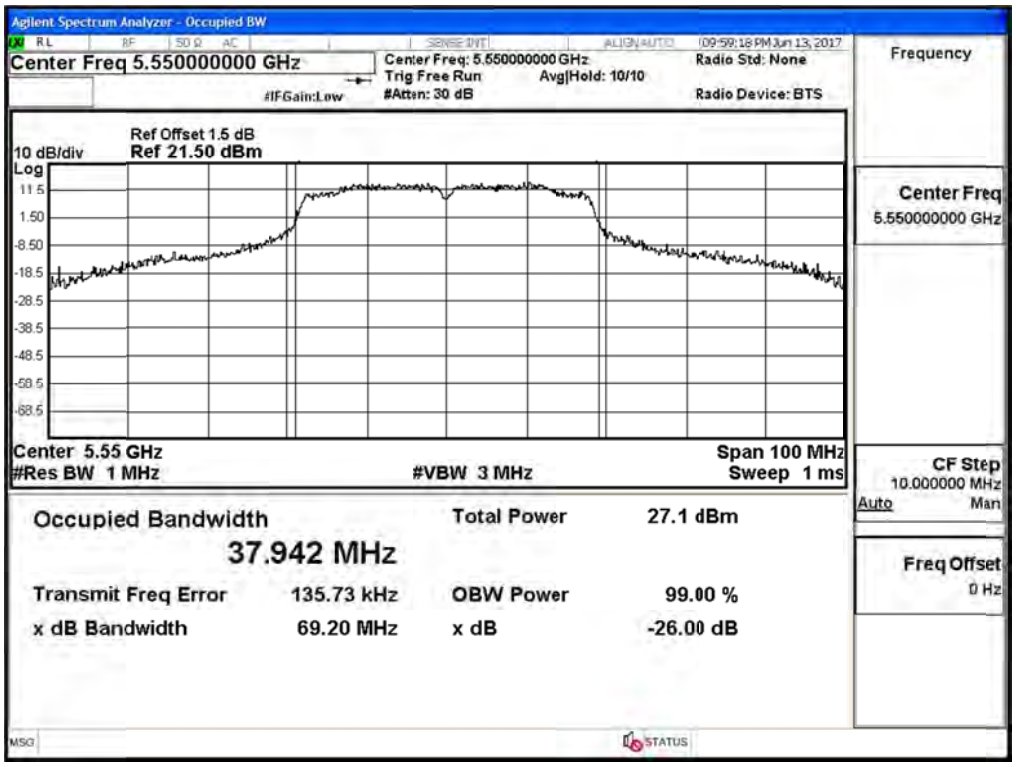

Channel 134

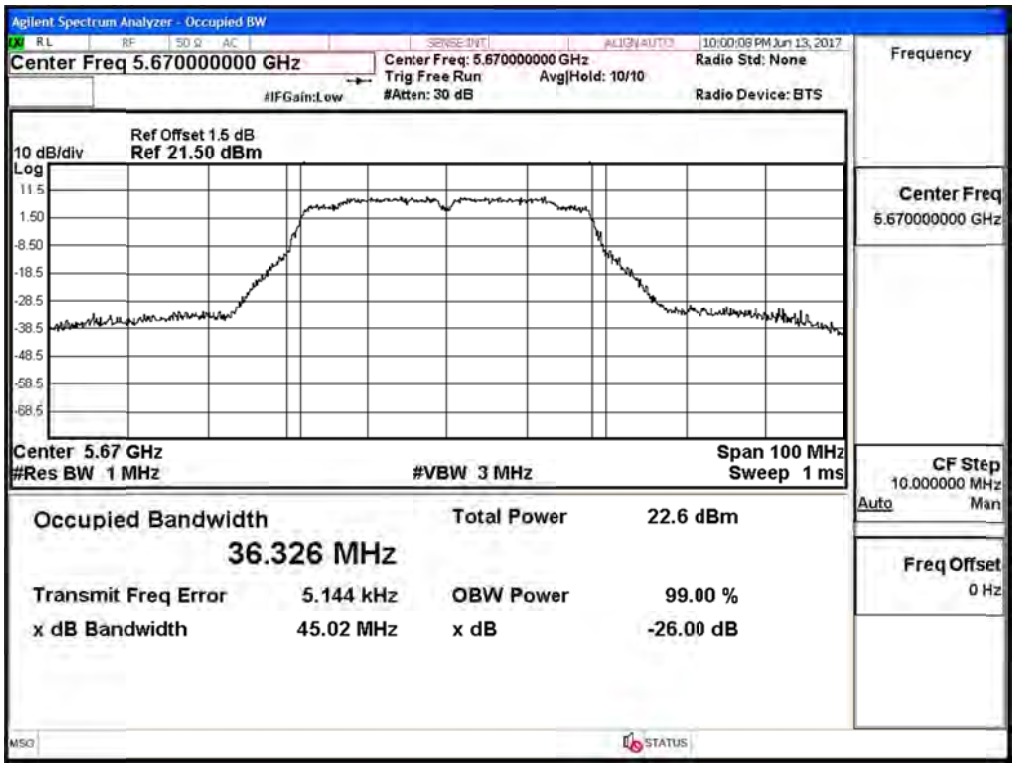
Agilent Spectrum Analyzer - Occupied BW
Center Freq 5.670000000 GHz
Center Freq: 5.670000000 GHz
Trig Free Run
Avg|Hold: 10/10
#IFGain:Low
#Atten: 30 dB
Radio Std: None
Radio Device: BTS
10:00:08 PM Jun 13, 2017
Frequency
Ref Offset 1.5 dB
10 dB/div
Ref 21.50 dBm
Log
11.5
1.50
-8.50
-18.5
-28.5
-38.5
-48.5
-58.5
-68.5
Center Freq
5.670000000 GHz
Center 5.67 GHz
#Res BW 1 MHz
#VBW 3 MHz
Span 100 MHz
Sweep 1 ms
CF Step
10.000000 MHz
Auto
Man
Occupied Bandwidth
36.326 MHz
Total Power
22.6 dBm
Transmit Freq Error
5.144 kHz
OBW Power
99.00 %
x dB Bandwidth
45.02 MHz
x dB
-26.00 dB
Freq Offset
0 Hz
MSG
STATUS

Product : Intel® Tri-Band Wireless-AC 18265
Test Item : Maximum conducted output power
Test Date : 2017/06/15
Test Mode : Mode 2 SISO B: Transmit (802.11ac-20BW-7.2Mbps)

Cable loss=1.5dB		Average Power									
Channel No.	Frequency (MHz)	Data Rate (Mbps)									Required Limit
		VTH0	VTH1	VTH2	VTH3	VTH4	VTH5	VTH6	VTH7	VTH8	
		Measurement Level (dBm)									
144 (Band3)	5720	19.62	16.51	16.48	14.40	12.83	11.26	9.69	8.12	6.55	<24dBm
144 (Band4)	5720	12.13	12.04	11.97	11.89	11.81	11.73	11.65	11.57	11.49	<30dBm

Note: Maximum conducted output power Value =Reading value on Spectrum Analyzer + cable loss

Maximum conducted output power Measurement:

Channel No	Frequency Range (MHz)	99% Bandwidth (MHz)	Output Power (dBm)	Duty Factor (dB)	Total Output Power (dBm)	Output Power Limit		Result
						(dBm)	dBm+10log(BW)	
144(Band3)	5720	14.935	19.62	0.080	19.70	24	22.74	Pass
144(Band4)	5720	--	12.13	0.080	12.21	30	--	Pass

Note: Power Output Value = Reading value on Spectrum Analyzer + cable loss

99% Occupied Bandwidth:

Channel 144

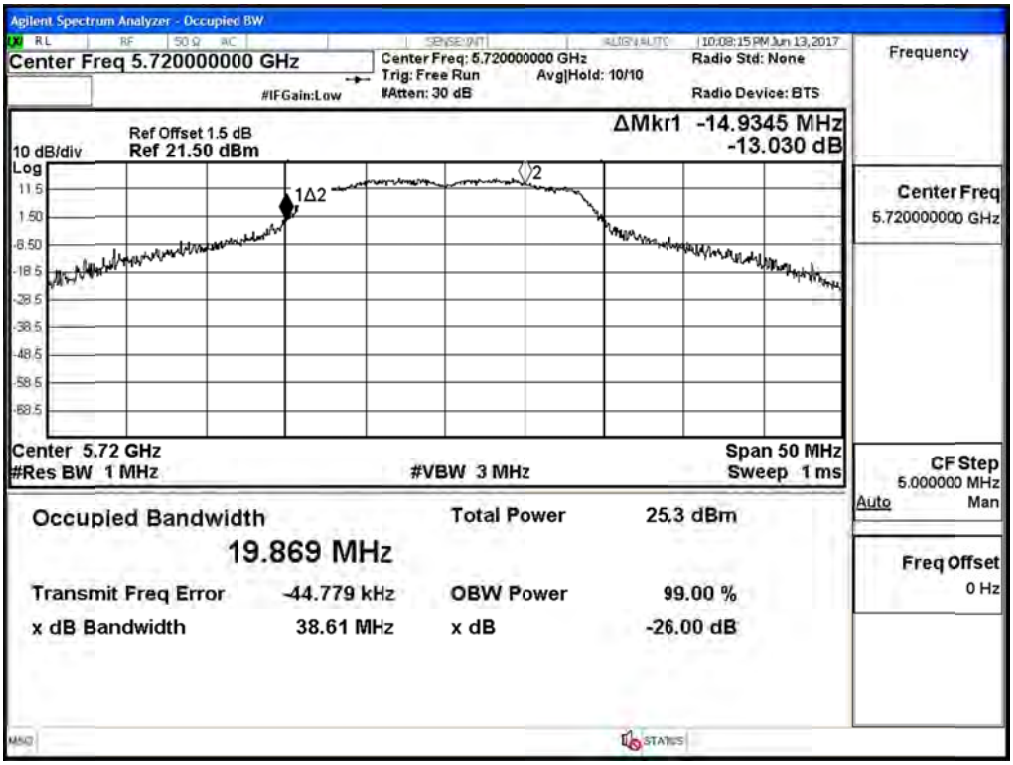

Maximum conducted output power:

Channel 144 (Band3)

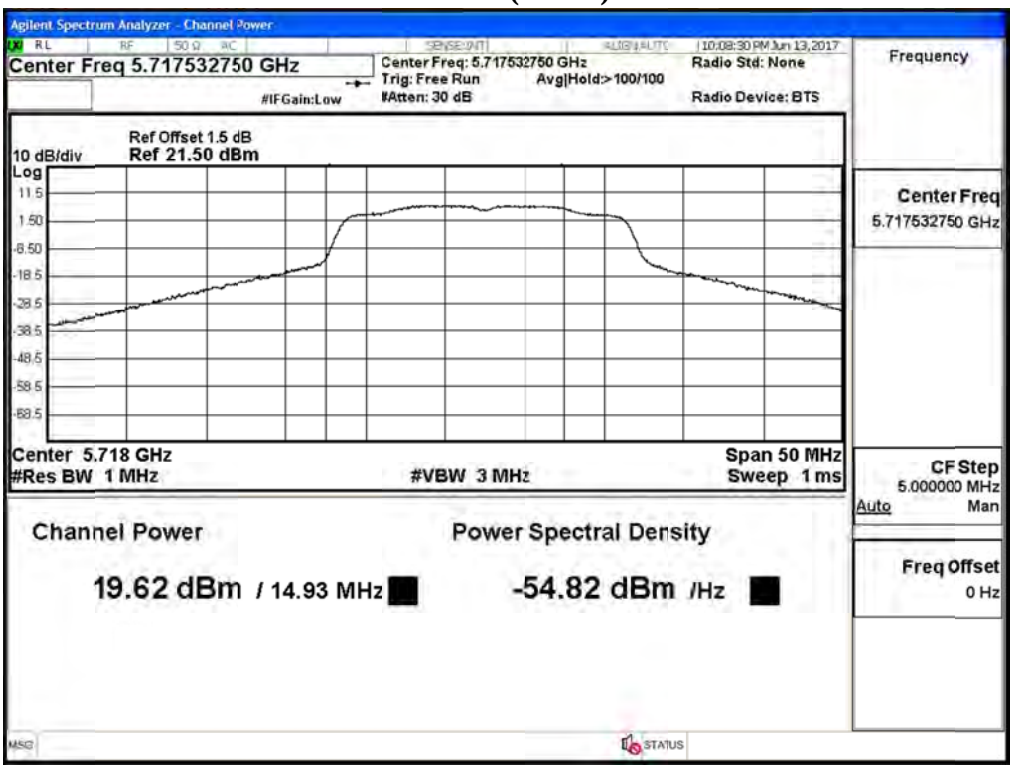

Channel 144 (Band4)

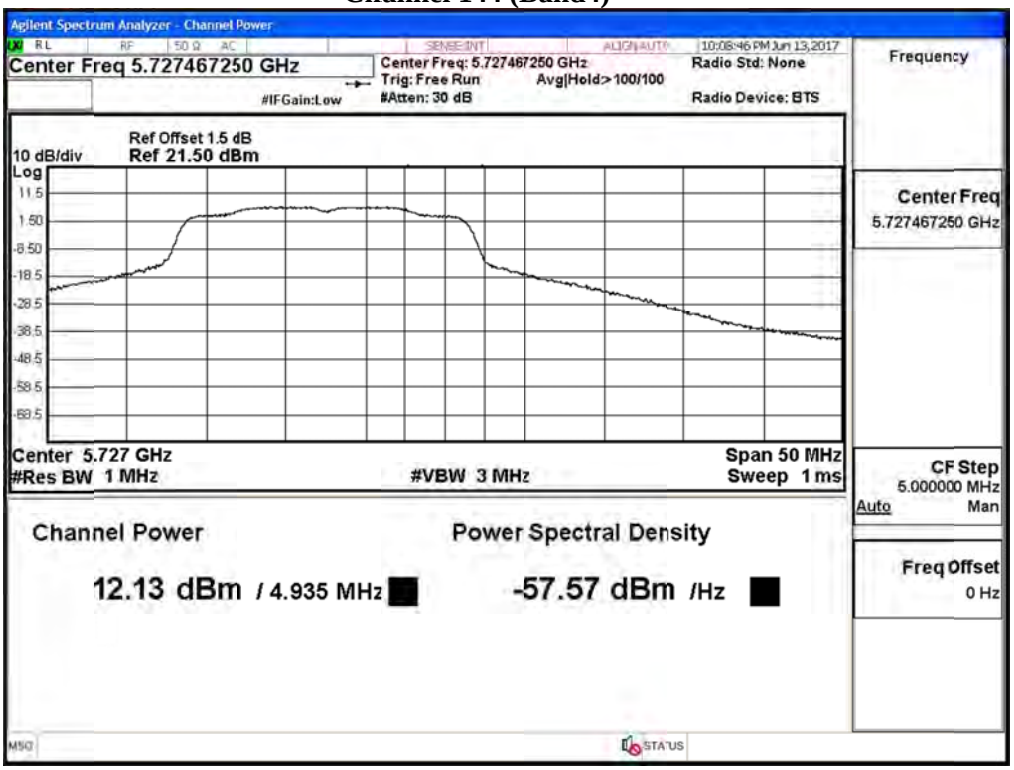

Product : Intel® Tri-Band Wireless-AC 18265
Test Item : Maximum conducted output power
Test Date : 2017/06/15
Test Mode : Mode 2 SISO B: Transmit (802.11ac-40BW-15Mbps)

Cable loss=1.5dB		Average Power									
Channel No.	Frequency (MHz)	Data Rate (Mbps)									Required Limit
		VTH0	VTH1	VTH2	VTH3	VTH4	VTH5	VTH6	VTH7	VTH8	
		Measurement Level (dBm)									
142F(Band3)	5710	20.15	20.09	19.97	19.87	19.77	19.66	19.56	19.45	19.35	<24dBm
142F(Band4)	5710	7.24	7.21	7.15	7.11	7.07	7.02	6.98	6.93	6.89	<30dBm

Note: Maximum conducted output power Value =Reading value on Spectrum Analyzer + cable loss

Maximum conducted output power Measurement:

Channel No	Frequency Range (MHz)	99% Bandwidth (MHz)	Output Power (dBm)	Duty Factor (dB)	Total Output Power (dBm)	Output Power Limit		Result
						(dBm)	dBm+10log(BW)	
142F(Band3)	5710	33.625	20.15	0.140	20.29	24	26.27	Pass
142F(Band4)	5710	--	7.24	0.140	7.38	30	--	Pass

Note: Power Output Value = Reading value on Spectrum Analyzer + cable loss

99% Occupied Bandwidth:

Channel 142

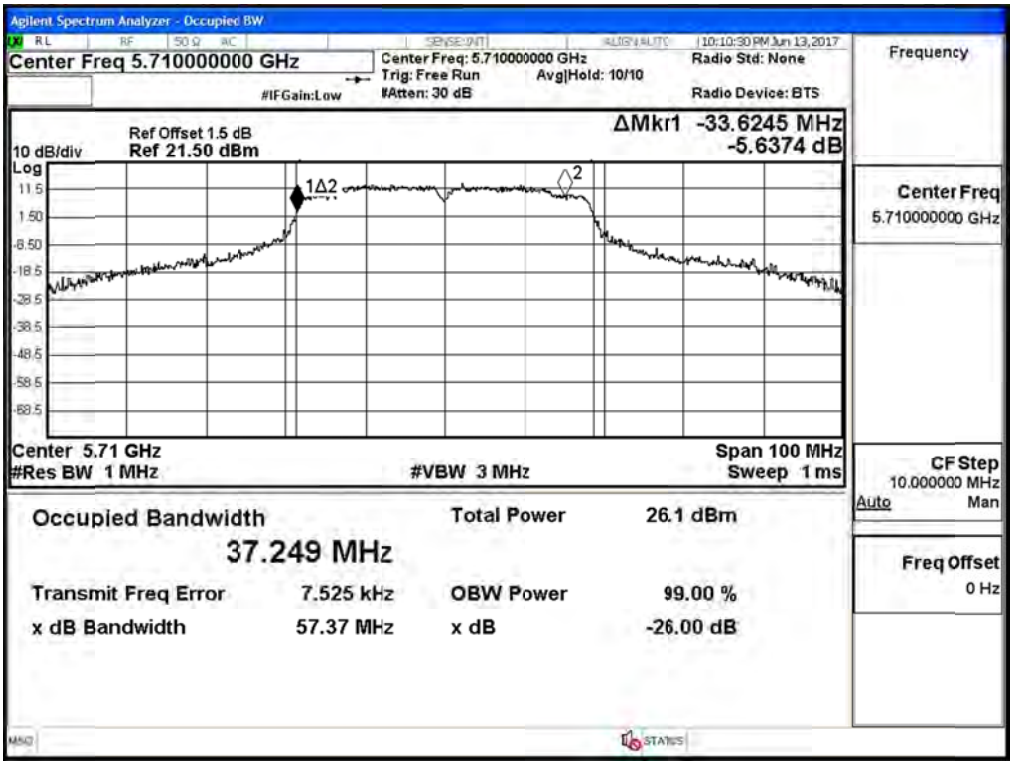

Maximum conducted output power:

Channel 142 (Band3)

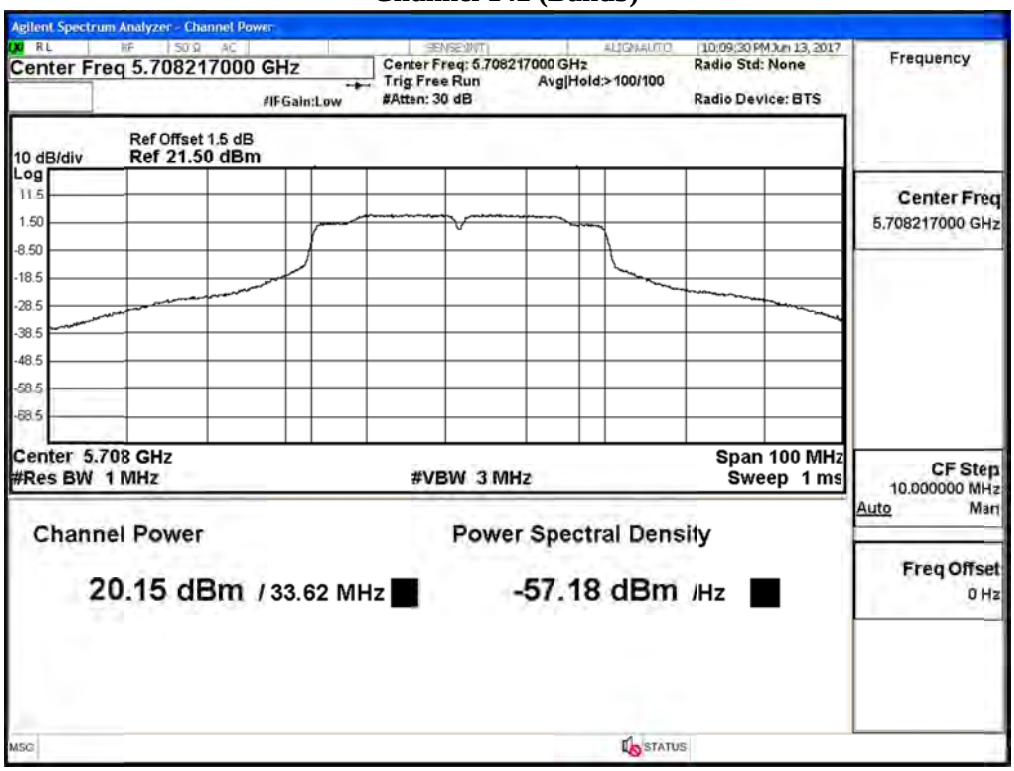

Channel 142 (Band4)

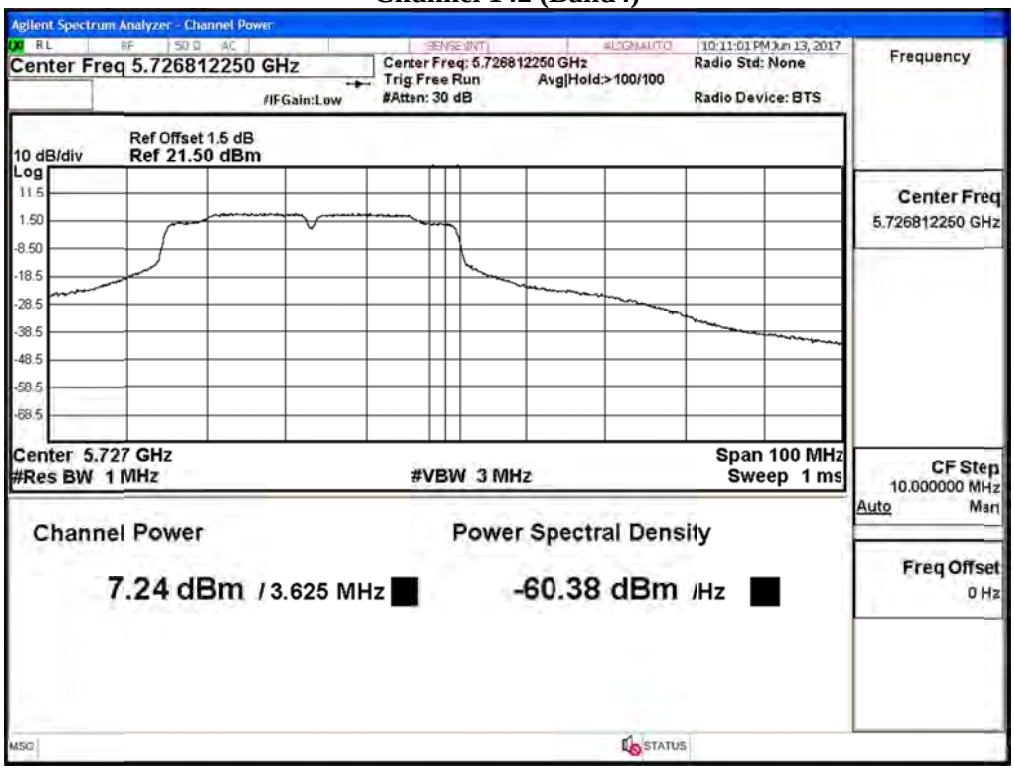

Product : Intel® Tri-Band Wireless-AC 18265
Test Item : Maximum conducted output power
Test Date : 2017/06/15
Test Mode : Mode 2 SISO B: Transmit (802.11ac-80BW-32.5Mbps)

Cable loss=1.5dB		Average Power										
Channel No	Frequency (MHz)	Data Rate (Mbps)										Required Limit
		VTH0	VTH1	VTH2	VTH3	VTH4	VTH5	VTH6	VTH7	VTH8	VTH9	
42	5210	14.28	13.95	13.91	13.68	13.49	13.31	13.12	12.94	12.75	12.57	<24dBm
58	5290	12.25	12.21	12.16	12.12	12.07	12.03	11.98	11.94	11.89	11.85	<24dBm
106	5530	13.24	13.16	13.08	13.00	12.92	12.84	12.76	12.68	12.60	12.52	<24dBm
122	5610	18.74	18.63	18.52	18.41	18.30	18.19	18.08	17.97	17.86	17.75	<24dBm
138(Band3)	5690	19.76	19.63	16.57	15.46	13.87	12.27	10.68	9.08	7.49	5.89	<24dBm
138(Band4)	5690	3.13	3.09	2.98	2.92	2.84	2.77	2.69	2.62	2.54	2.47	<30dBm
155	5775	17.29	17.06	17.01	16.84	16.70	16.56	16.42	16.28	16.14	16.00	<30dBm

Note: Maximum conducted output power Value =Reading value on Spectrum Analyzer + cable loss

Maximum conducted output power Measurement:

Channel No	Frequency Range (MHz)	99% Bandwidth (MHz)	Output Power (dBm)	Duty Factor (dB)	Total Output Power (dBm)	Output Power Limit		Result
						(dBm)	dBm+10log(BW)	
42	5210	--	14.28	0.310	14.59	24	--	Pass
58	5290	75.001	12.25	0.310	12.56	24	29.75	Pass
106	5530	75.025	13.24	0.310	13.55	24	29.75	Pass
122	5610	75.524	18.74	0.310	19.05	24	29.78	Pass
138(Band3)	5690	72.720	19.76	0.310	20.07	24	29.62	Pass
138 (Band4)	5690	--	3.13	0.310	3.44	30	--	Pass
155	5775	--	17.29	0.310	17.60	30	--	Pass

Note: Power Output Value = Reading value on Spectrum Analyzer + cable loss

99% Occupied Bandwidth:

Channel 58

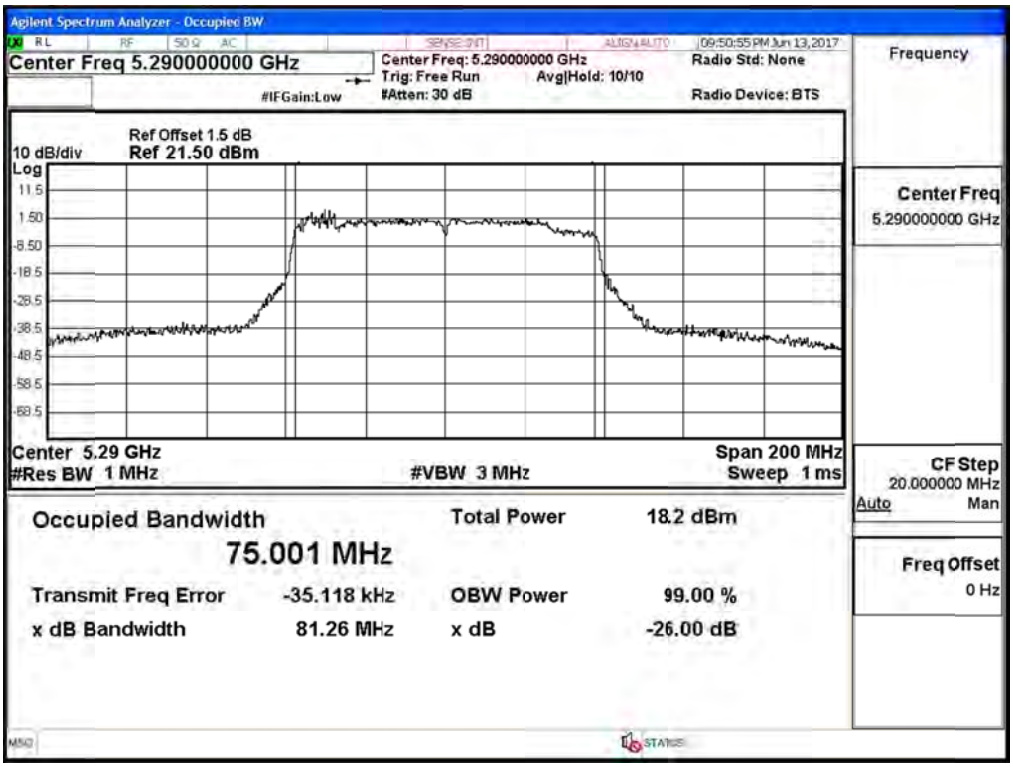

Channel 106

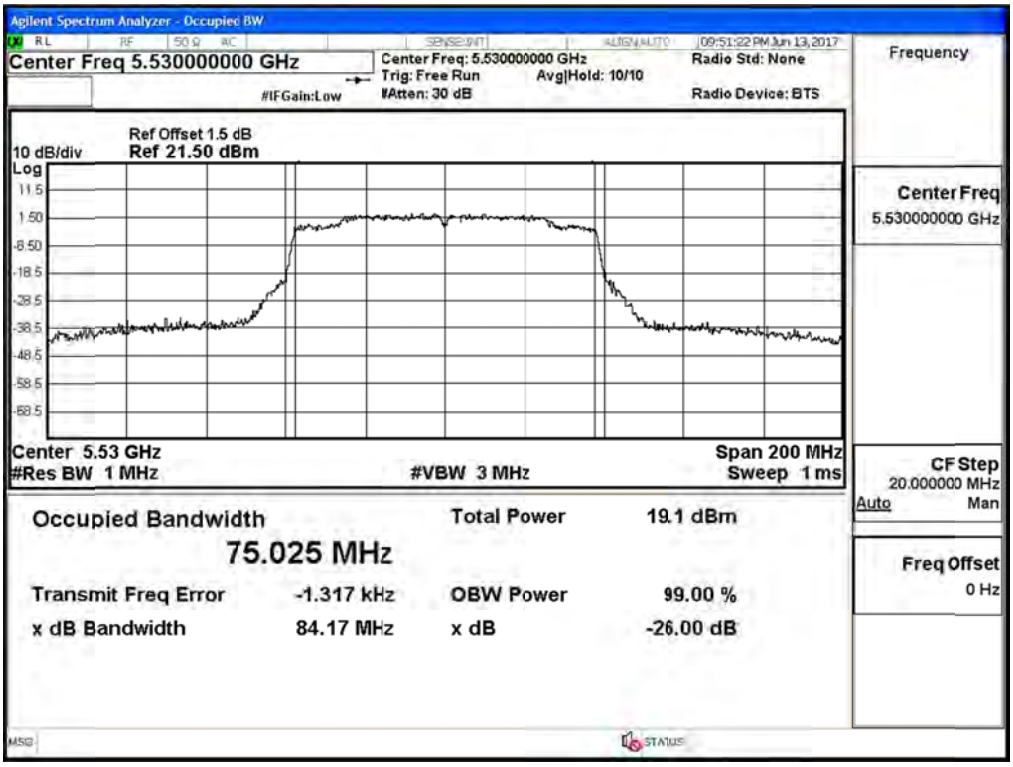

Channel 122

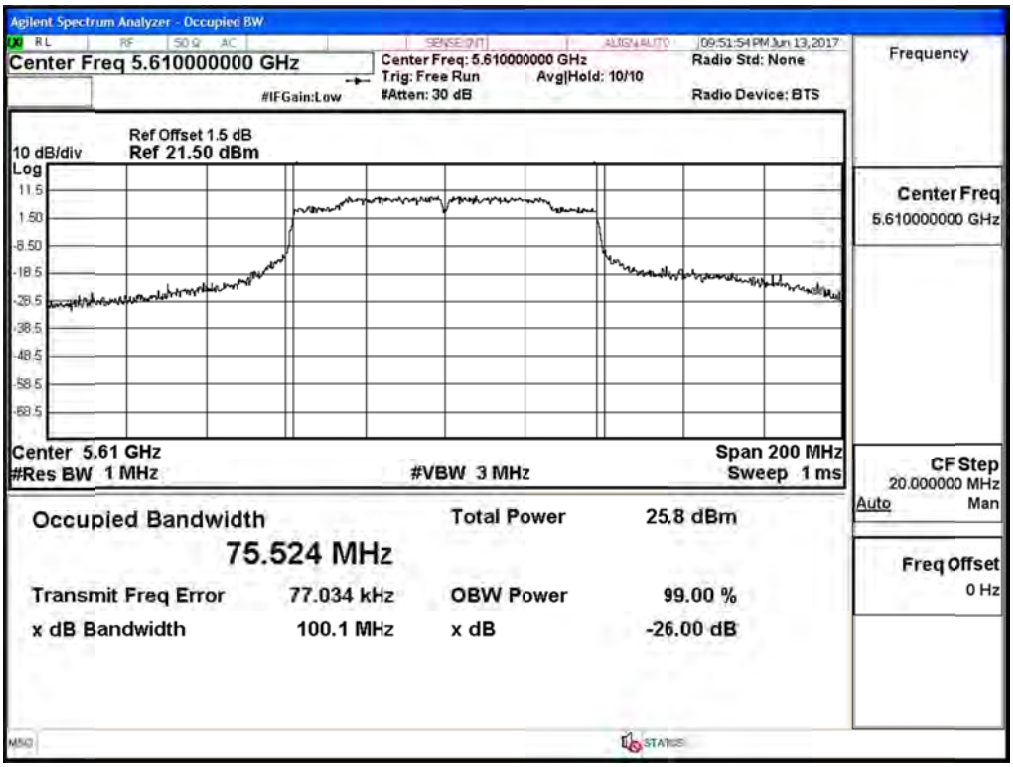

Channel 138

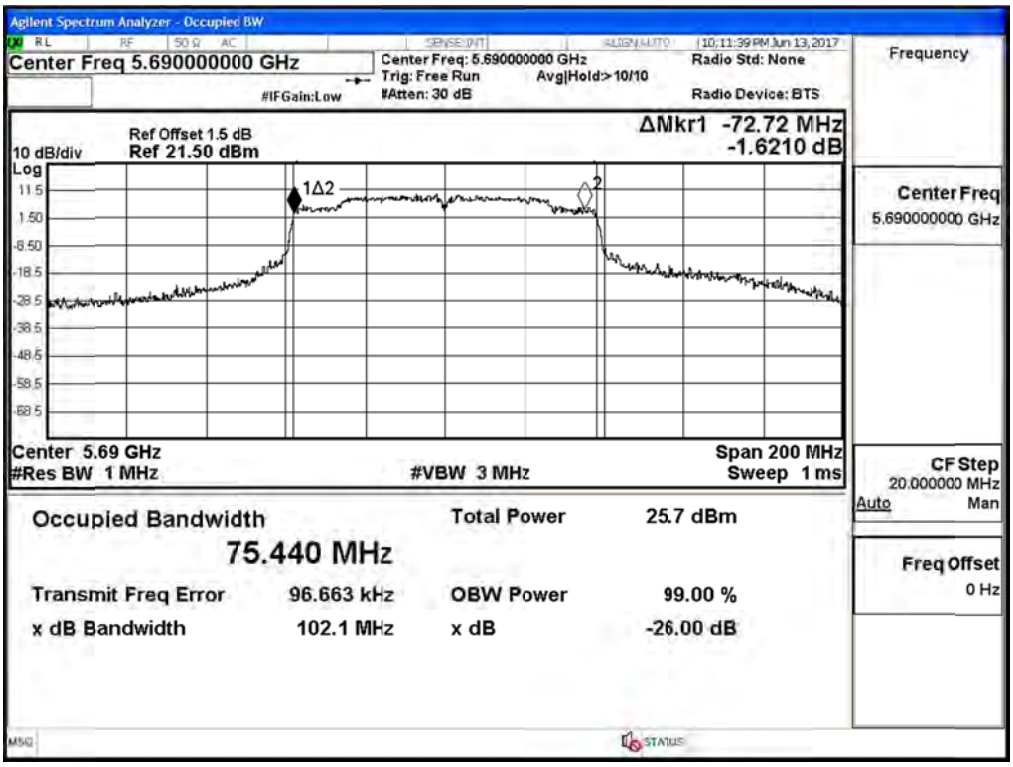

Maximum conducted output power:

Channel 138 (Band3)

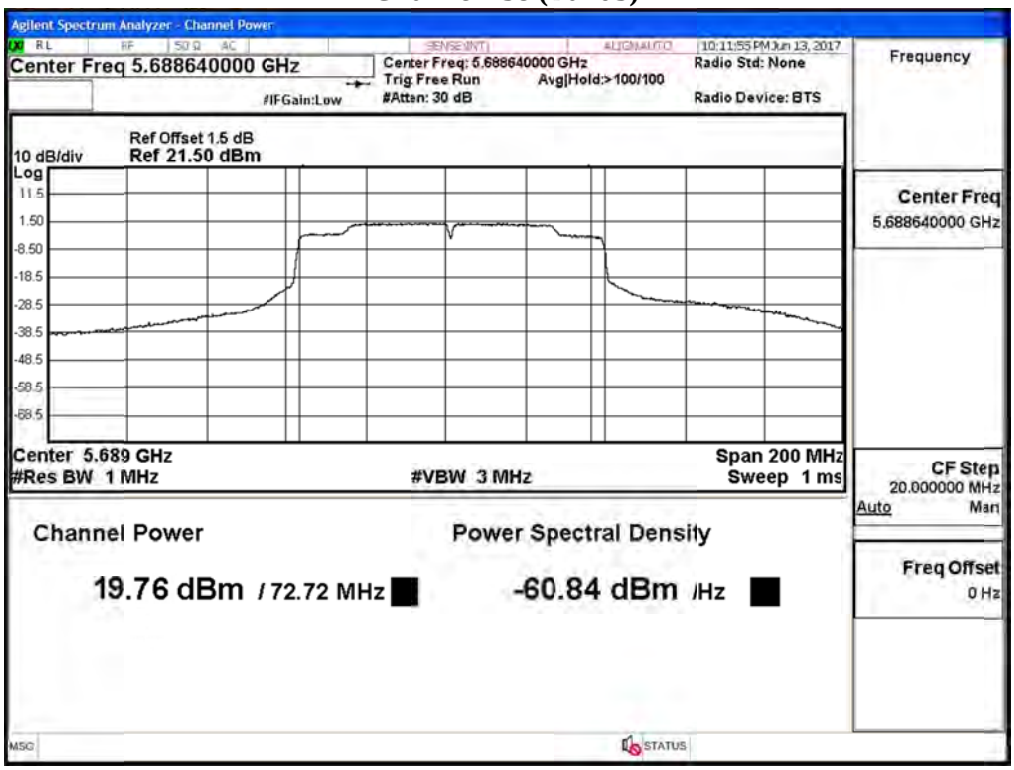

Maximum conducted output power:

Channel 138 (Band4)

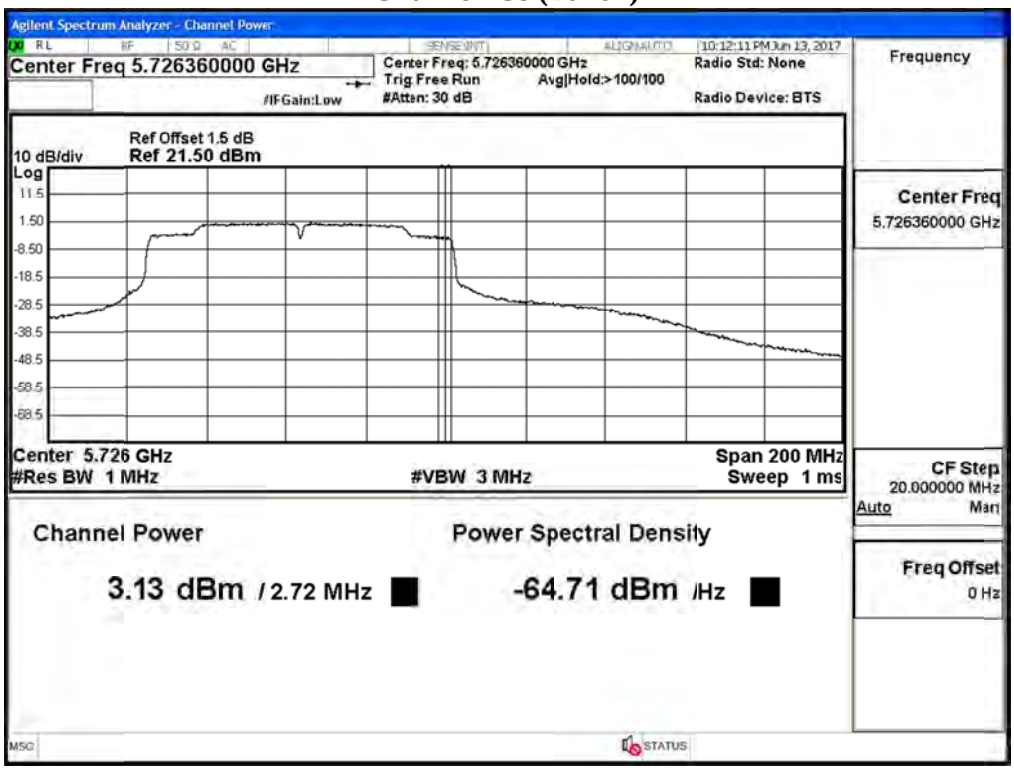

Product : Intel® Tri-Band Wireless-AC 18265
Test Item : Maximum conducted output power
Test Date : 2017/06/15
Test Mode : Mode 3 MIMO: Transmit (802.11n-20BW 14.4Mbps)

Chain A

Cable loss=1.5dB		Average Power								
Channel No.	Frequency (MHz)	Data Rate (Mbps)								Required Limit
		14.4	28.9	43.3	57.8	86.7	115.6	130	144.4	
		Measurement Level (dBm)								
36	5180	16.92	--	--	--	--	--	--	--	<24dBm
40	5200	18.76	18.71	18.64	18.58	18.52	18.46	18.40	18.34	<24dBm
48	5240	18.42	--	--	--	--	--	--	--	<24dBm
52	5260	18.31	--	--	--	--	--	--	--	<24dBm
56	5280	18.22	18.14	18.08	18.01	17.94	17.87	17.80	17.73	<24dBm
64	5320	14.76	--	--	--	--	--	--	--	<24dBm
100	5500	14.52	--	--	--	--	--	--	--	<24dBm
116	5580	17.60	17.52	17.46	17.39	17.32	17.25	17.18	17.11	<24dBm
140	5700	14.05	--	--	--	--	--	--	--	<24dBm
149	5745	20.13	--	--	--	--	--	--	--	<30dBm
157	5785	20.42	20.36	20.21	20.12	20.02	19.91	19.81	19.70	<30dBm
165	5825	20.24	--	--	--	--	--	--	--	<30dBm

Note: Maximum conducted output power Value =Reading value on average power meter + cable loss

Chain B

Cable loss=1.5dB		Average Power								
Channel No.	Frequency (MHz)	Data Rate (Mbps)								Required Limit
		14.4	28.9	43.3	57.8	86.7	115.6	130	144.4	
		Measurement Level (dBm)								
36	5180	16.42	--	--	--	--	--	--	--	<24dBm
40	5200	18.24	18.21	18.13	18.08	18.03	17.97	17.92	17.86	<24dBm
48	5240	18.63	--	--	--	--	--	--	--	<24dBm
52	5260	18.32	--	--	--	--	--	--	--	<24dBm
56	5280	18.31	18.24	18.17	18.10	18.03	17.96	17.89	17.82	<24dBm
64	5320	14.63	--	--	--	--	--	--	--	<24dBm
100	5500	14.73	--	--	--	--	--	--	--	<24dBm
116	5580	18.11	18.02	17.94	17.85	17.77	17.68	17.60	17.51	<24dBm
140	5700	14.76	--	--	--	--	--	--	--	<24dBm
149	5745	20.24	--	--	--	--	--	--	--	<30dBm
157	5785	20.65	20.61	20.54	20.49	20.44	20.38	20.33	20.27	<30dBm
165	5825	20.84	--	--	--	--	--	--	--	<30dBm

Note: Maximum conducted output power Value =Reading value on average power meter + cable loss

Maximum conducted output power Measurement:

Channel No	Frequency Range (MHz)	99% Bandwidth (MHz)	Chain A Power (dBm)	Chain B Power (dBm)	Duty Factor (dB)	Total Output Power (dBm)	Output Power Limit	
							(dBm)	dBm+10log(BW)
36	5180	--	16.92	16.42	0.17	19.86	24	--
40	5200	--	18.76	18.24	0.17	21.69	24	--
48	5240	--	18.42	18.63	0.17	21.71	24	--
52	5260	18.622	18.31	18.32	0.17	21.50	24	23.70
56	5280	18.526	18.22	18.31	0.17	21.45	24	23.68
64	5320	18.340	14.76	14.63	0.17	17.88	24	23.63
100	5500	18.502	14.52	14.73	0.17	17.81	24	23.67
116	5580	18.501	17.60	18.11	0.17	21.04	24	23.67
140	5700	18.390	14.05	14.76	0.17	17.60	24	23.65
149	5745	--	20.13	20.24	0.17	23.37	30	--
157	5785	--	20.42	20.65	0.17	23.72	30	--
165	5825	--	20.24	20.84	0.17	23.73	30	--

Note:

1. Power Output Value =Reading value on average power meter + cable loss
2. Output Power (dBm) = 10LOG (Chain A Power (mW)+ Chain B Power (mW))
3. 26 dBBandwidth is the bandwidth of chain A or chain Bwhichever is less bandwidth, output power limitation is more stringent.

99% Occupied Bandwidth:

Channel 52 -Chain A

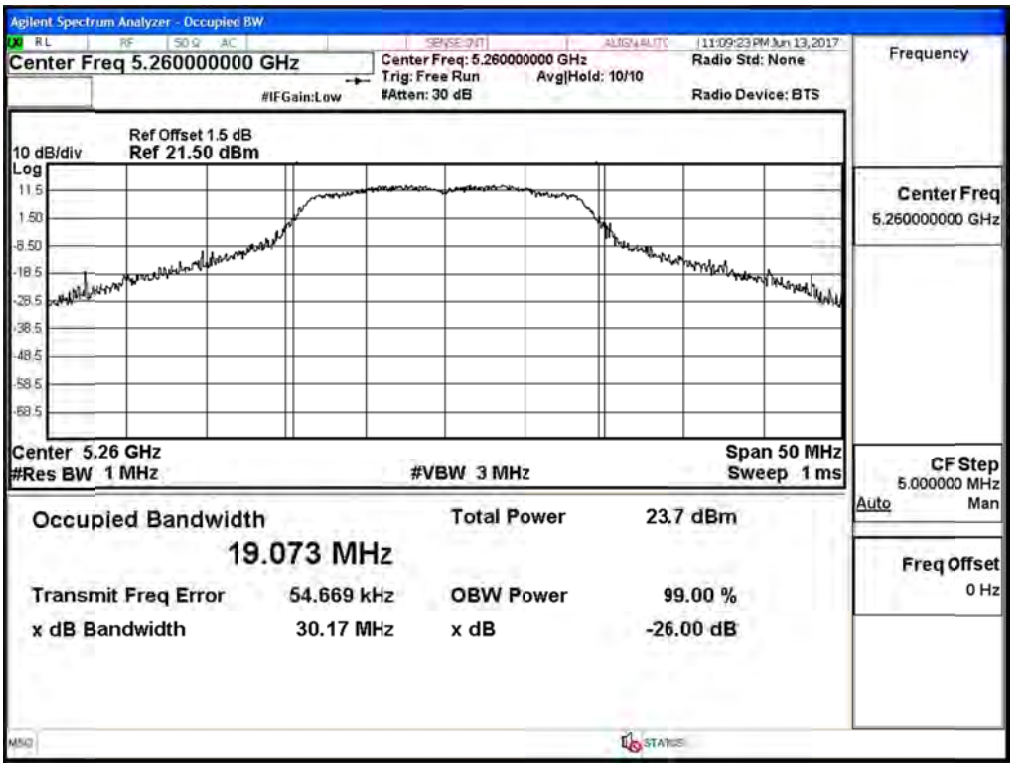

Channel 56 -Chain A

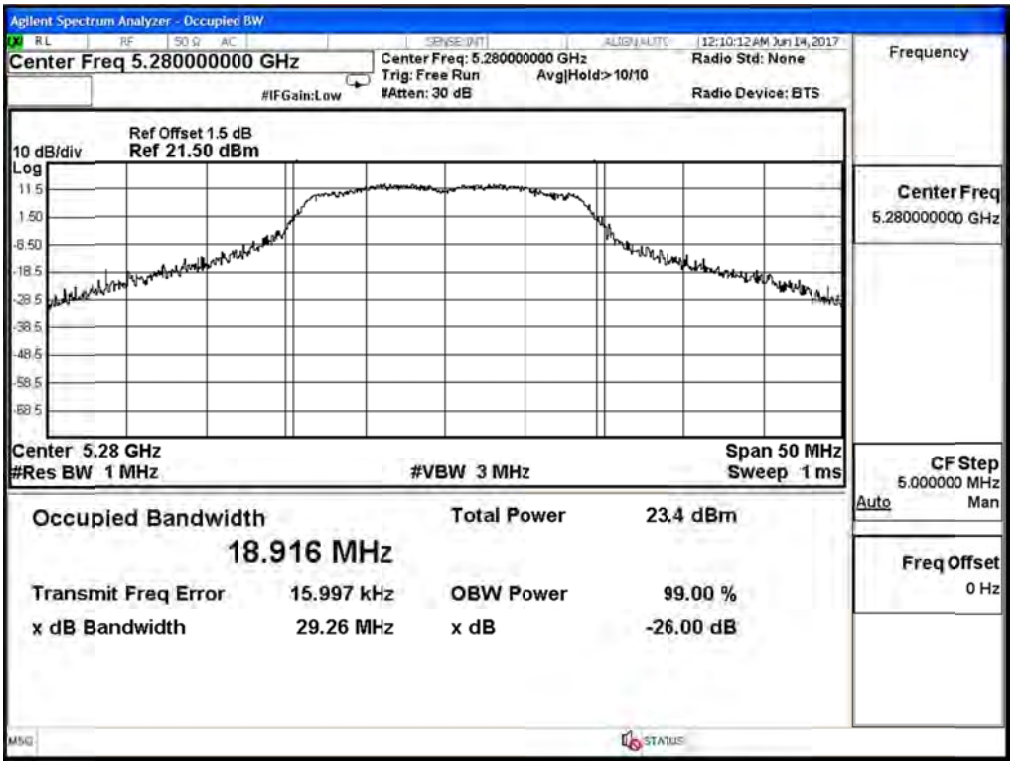

Channel 64 -Chain A

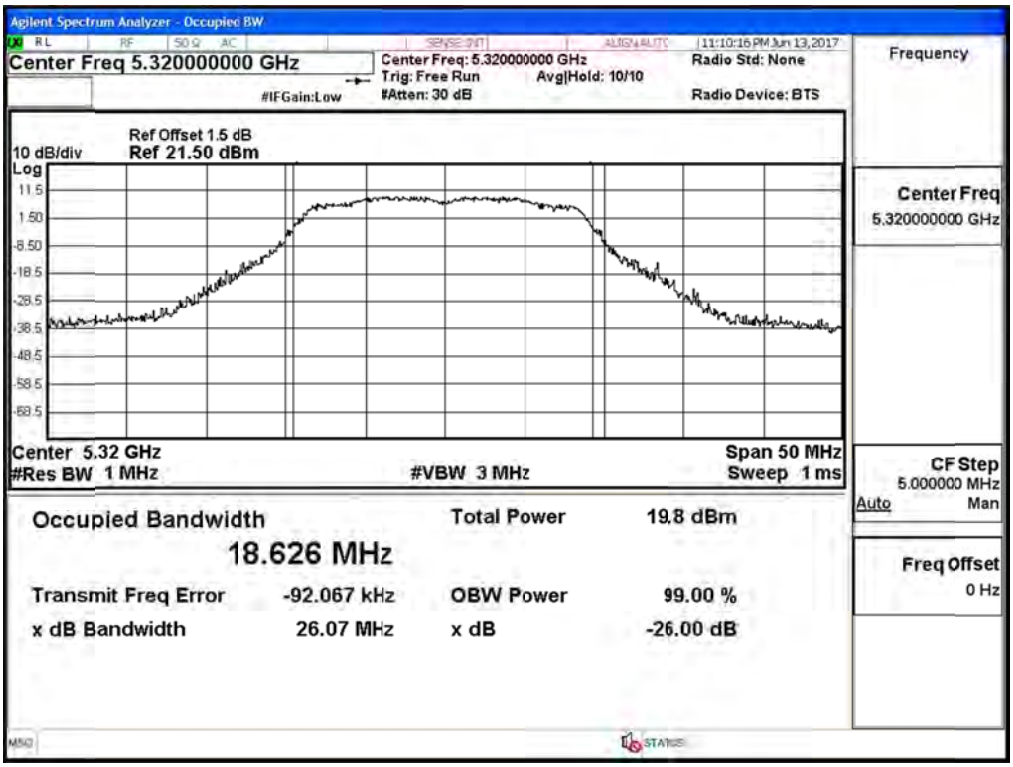

Channel 100 -Chain A

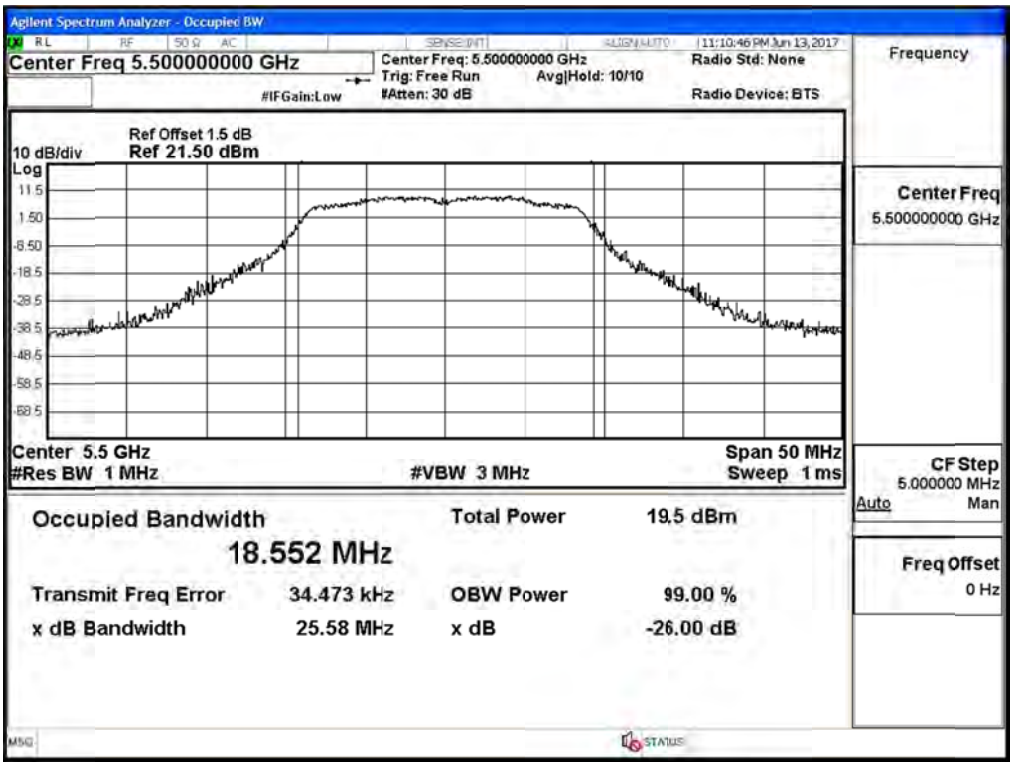

Channel 116 -Chain A

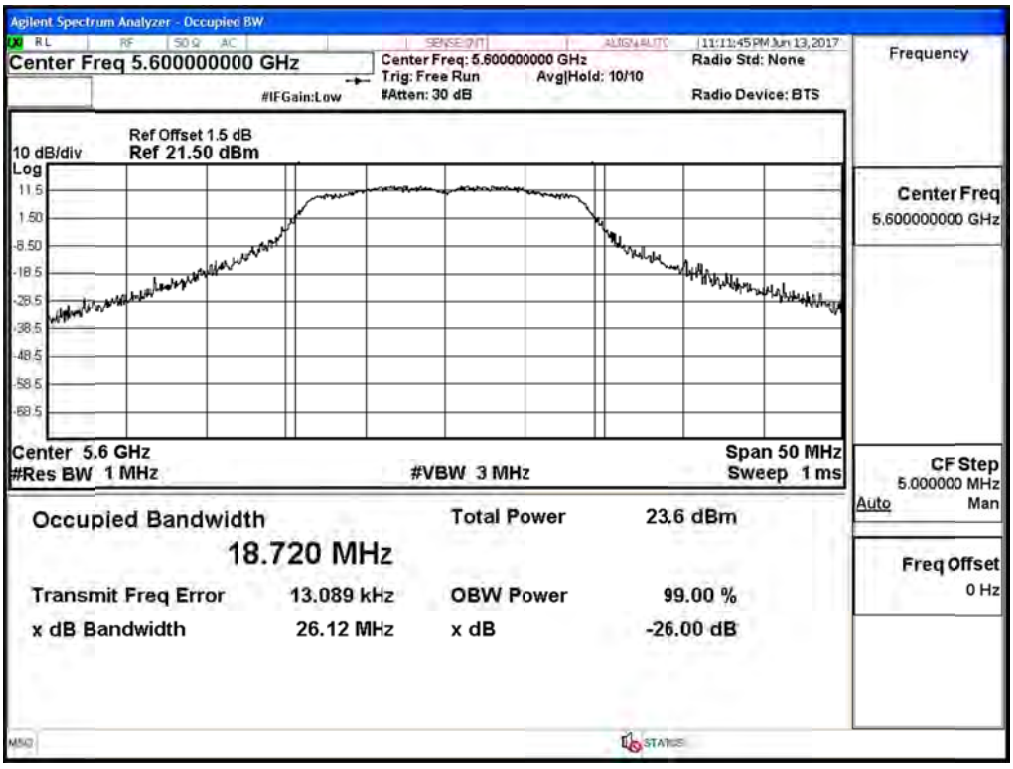

Channel 140 -Chain A

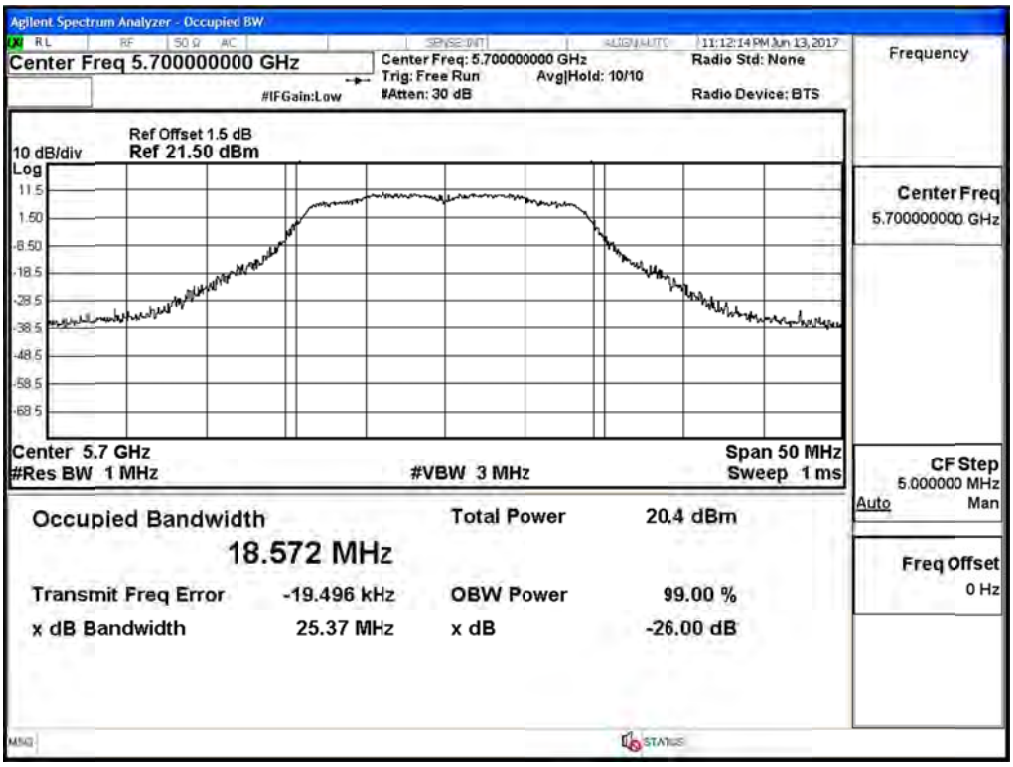

99% Occupied Bandwidth:

Channel 52 -Chain B

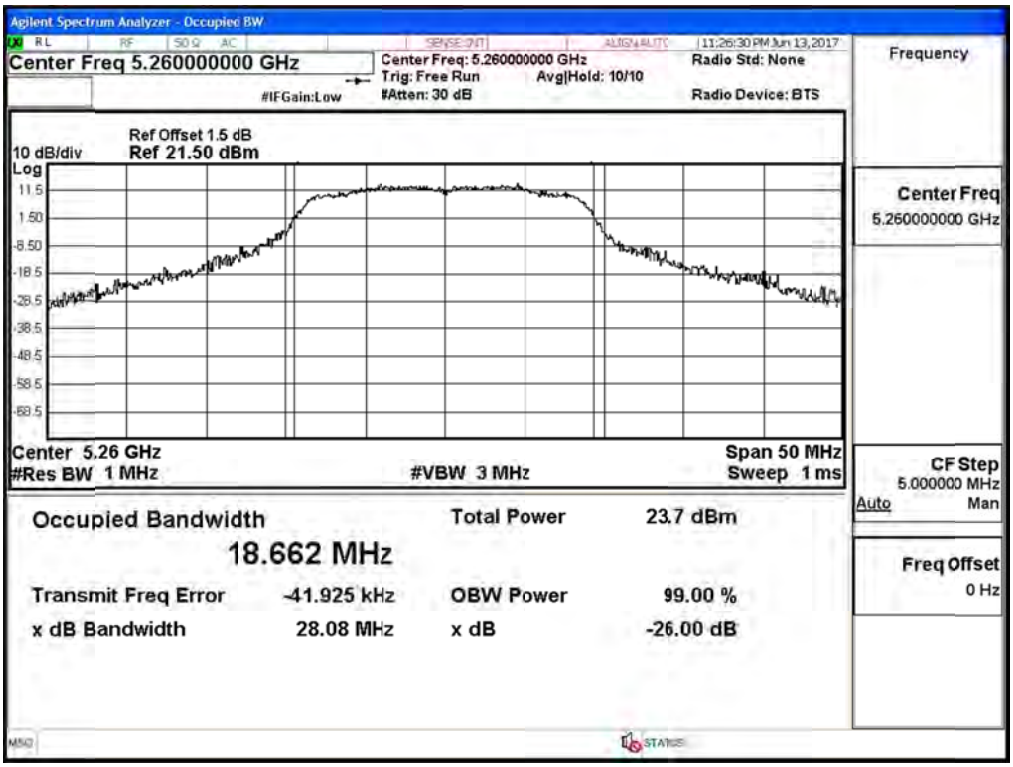

Channel 56 -Chain B

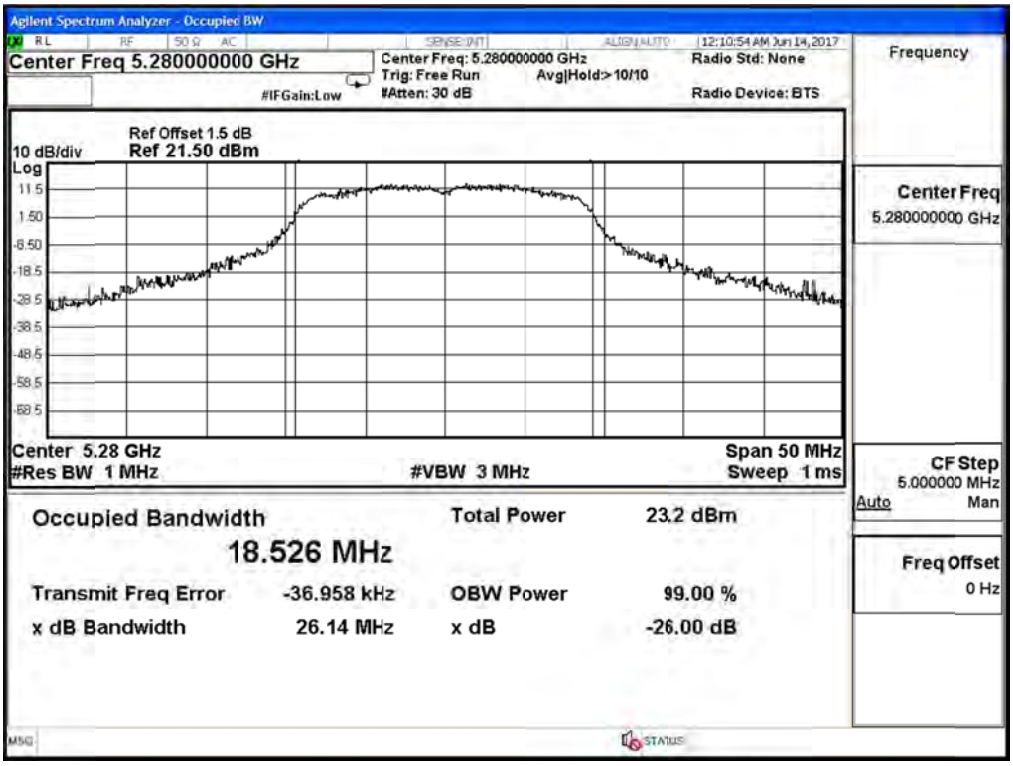

Channel 64 -Chain B

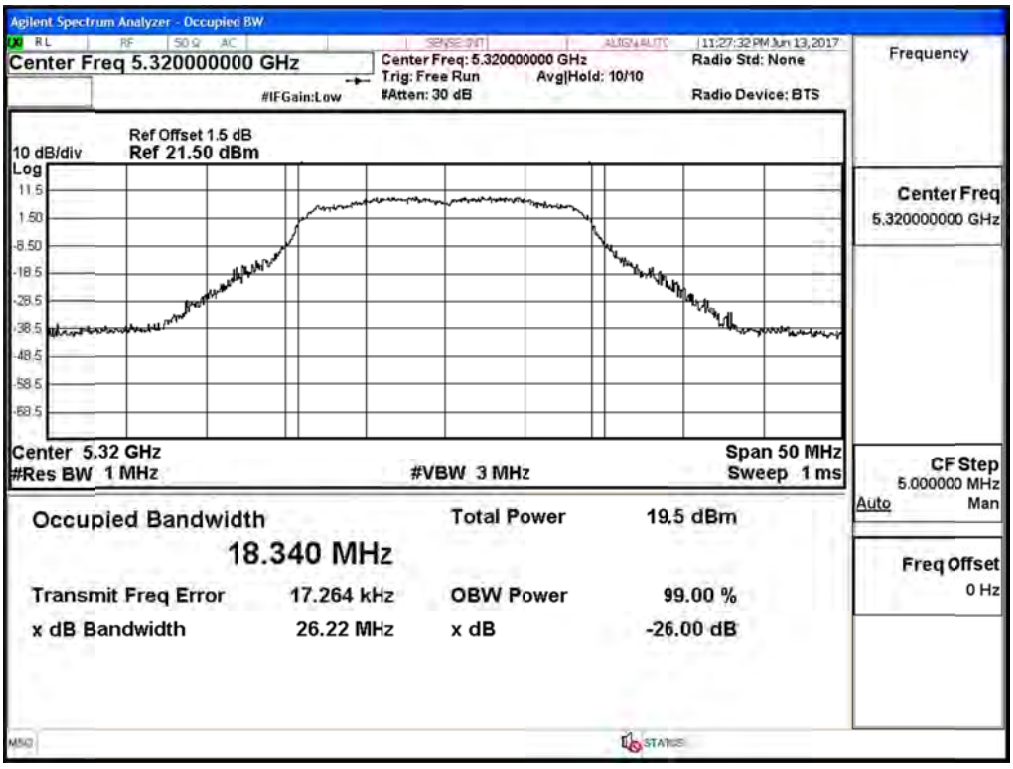

Channel 100 -Chain B

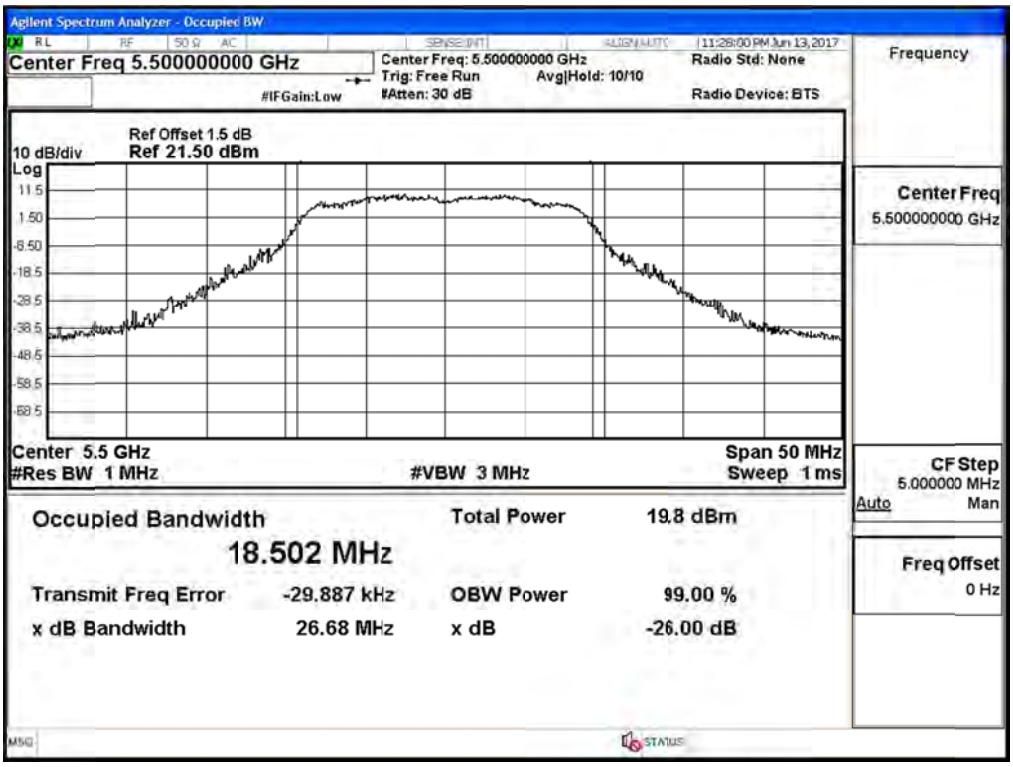

Channel 116 -Chain B

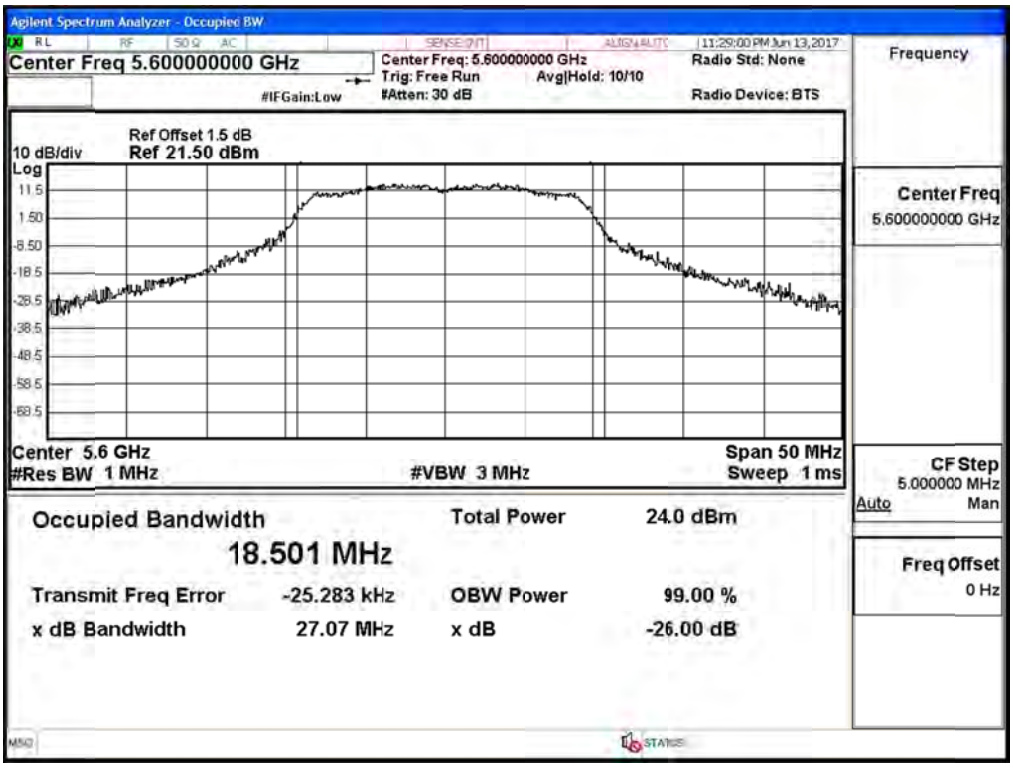

Channel 140 -Chain B

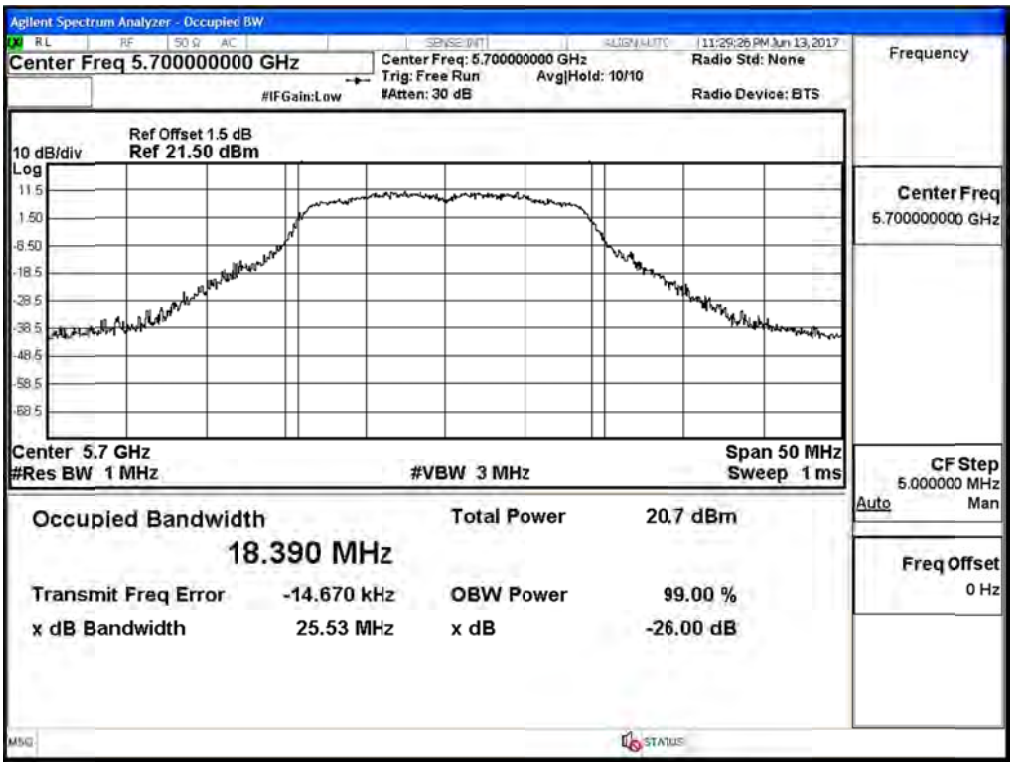

Product : Intel® Tri-Band Wireless-AC 18265
Test Item : Maximum conducted output power
Test Date : 2017/06/15
Test Mode : Mode 3 MIMO: Transmit (802.11n-40BW 30Mbps)

Chain A

Cable loss=1.5dB		Average Power								
Channel No.	Frequency (MHz)	Data Rate (Mbps)								Required Limit
		30	60	90	120	180	240	270	300	
		Measurement Level (dBm)								
38	5190	14.65	--	--	--	--	--	--	--	<24dBm
46	5230	18.71	18.68	18.63	18.59	18.55	18.51	18.47	18.43	<24dBm
54	5270	17.85	--	--	--	--	--	--	--	<24dBm
62	5310	11.93	11.85	11.81	11.74	11.68	11.62	11.56	11.50	<24dBm
102	5510	13.15	--	--	--	--	--	--	--	<24dBm
110	5550	19.87	19.83	19.76	19.71	19.66	19.60	19.55	19.49	<24dBm
134	5670	15.94	--	--	--	--	--	--	--	<24dBm
151	5755	19.82	--	--	--	--	--	--	--	<30dBm
159	5795	20.13	20.06	19.94	19.85	19.76	19.66	19.57	19.47	<30dBm

Note: Maximum conducted output power Value =Reading value on average power meter + cable loss

Chain B

Cable loss=1.5dB		Average Power								
Channel No.	Frequency (MHz)	Data Rate (Mbps)								Required Limit
		30	60	90	120	180	240	270	300	
		Measurement Level (dBm)								
38	5190	14.18	--	--	--	--	--	--	--	<24dBm
46	5230	17.84	17.81	17.76	17.72	17.68	17.64	17.60	17.56	<24dBm
54	5270	17.96	--	--	--	--	--	--	--	<24dBm
62	5310	12.14	12.08	11.97	11.89	11.81	11.72	11.64	11.55	<24dBm
102	5510	12.87	--	--	--	--	--	--	--	<24dBm
110	5550	20.58	20.52	20.47	20.41	20.36	20.30	20.25	20.19	<24dBm
134	5670	16.04	--	--	--	--	--	--	--	<24dBm
151	5755	19.43	--	--	--	--	--	--	--	<30dBm
159	5795	20.47	20.41	20.35	20.29	20.23	20.17	20.11	20.05	<30dBm

Note: Maximum conducted output power Value =Reading value on average power meter + cable loss

Maximum conducted output power Measurement:

Channel No	Frequency Range (MHz)	99% Bandwidth (MHz)	Chain A Power (dBm)	Chain B Power (dBm)	Duty Factor (dB)	Total Output Power (dBm)	Output Power Limit	
							(dBm)	dBm+10log(BW)
38	5190	--	14.65	14.18	0.36	17.79	24	--
46	5230	--	18.71	17.84	0.36	21.67	24	--
54	5270	36.160	17.85	17.96	0.36	21.28	24	26.58
62	5310	36.211	11.93	12.14	0.36	15.41	24	26.59
102	5510	36.289	13.15	12.87	0.36	16.38	24	26.60
110	5550	36.809	19.87	20.58	0.36	23.61	24	26.66
134	5670	36.382	15.94	16.04	0.36	19.36	24	26.61
151	5755	--	19.82	19.43	0.36	23.00	30	--
159	5795	--	20.13	20.47	0.36	23.67	30	--

Note:

1. Power Output Value =Reading value on average power meter + cable loss
2. Output Power (dBm) = 10LOG (Chain A Power (mW)+ Chain B Power (mW))
3. 26 dBBandwidth is the bandwidth of chain A or chain Bwhichever is less bandwidth, output power limitation is more stringent.

99% Occupied Bandwidth:

Channel 54 – Chain A

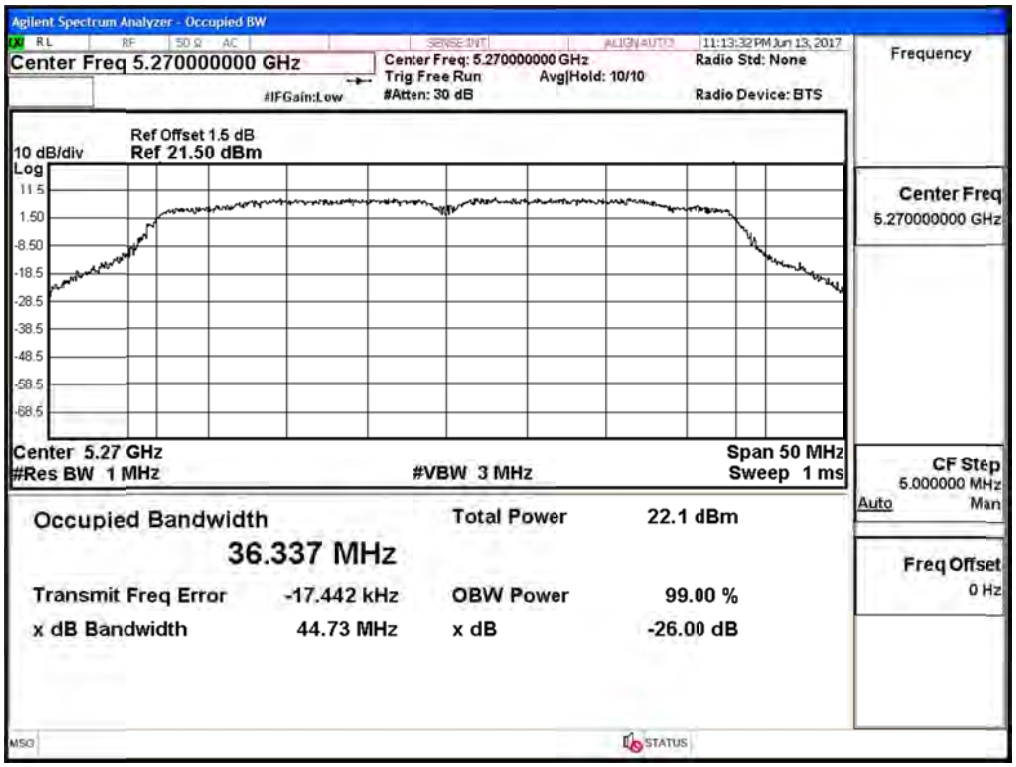

Channel 62 – Chain A

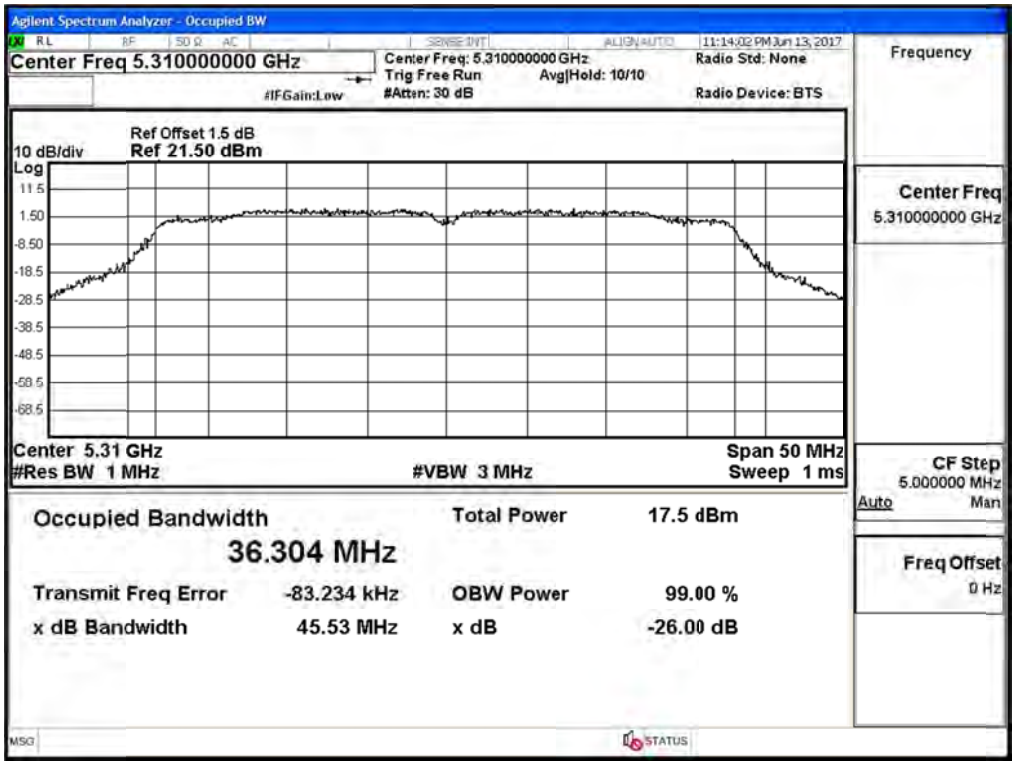

Channel 102 – Chain A

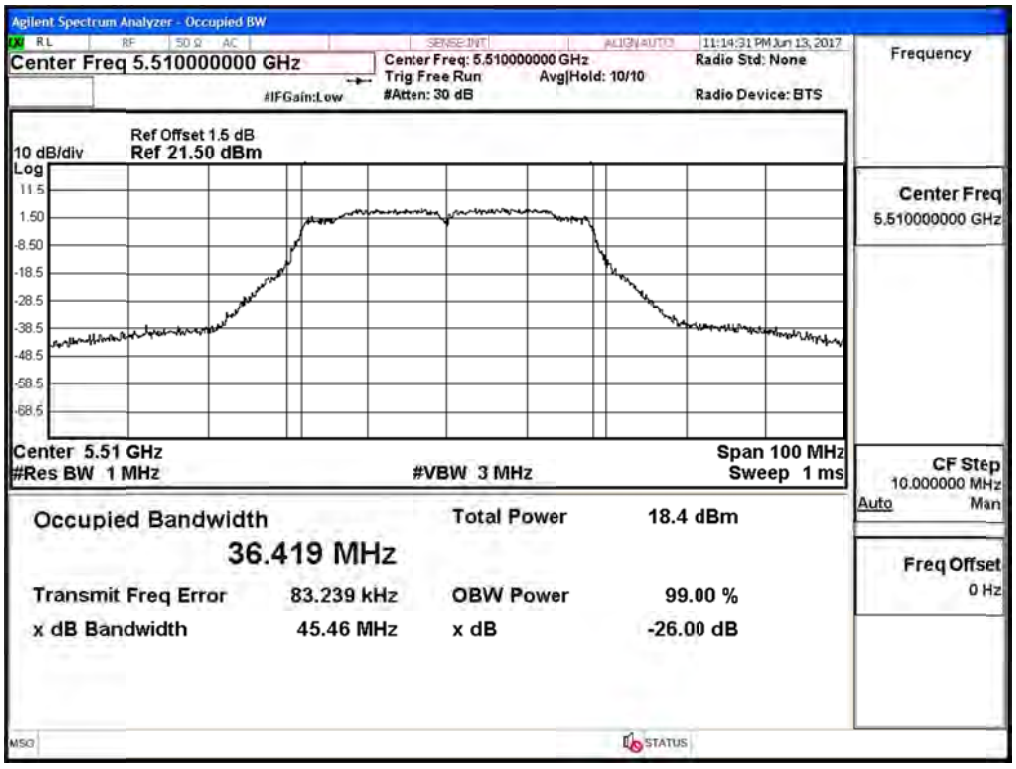

Channel 110– Chain A

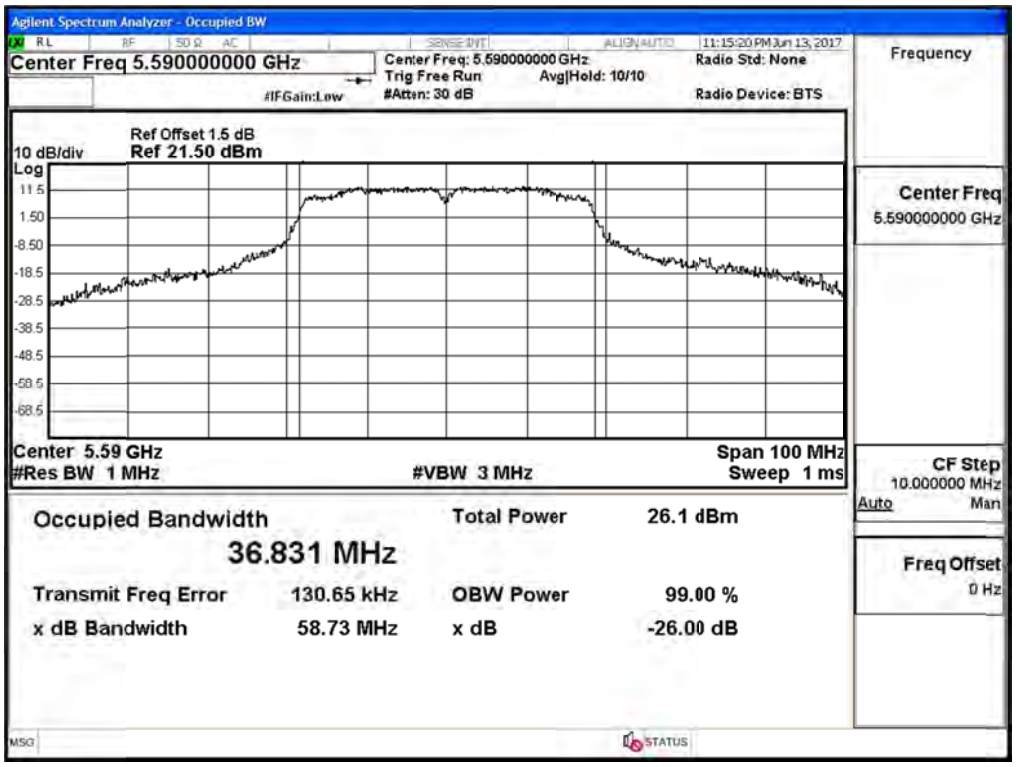

Channel 134 – Chain A

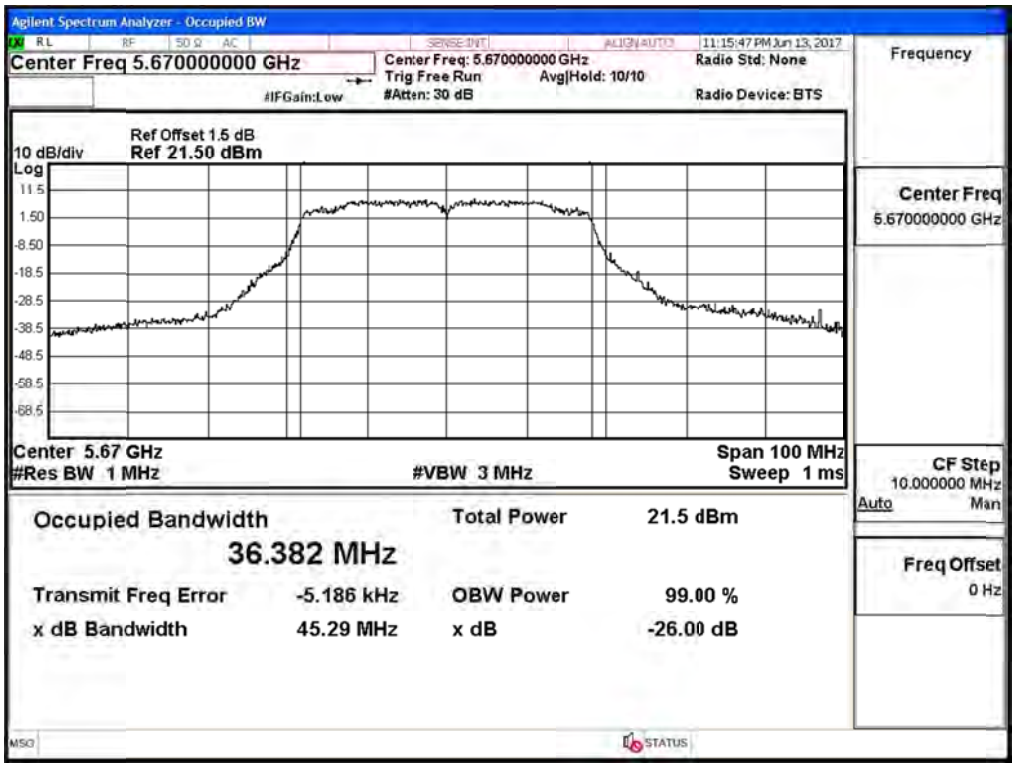

99% Occupied Bandwidth:

Channel 54 –Chain B

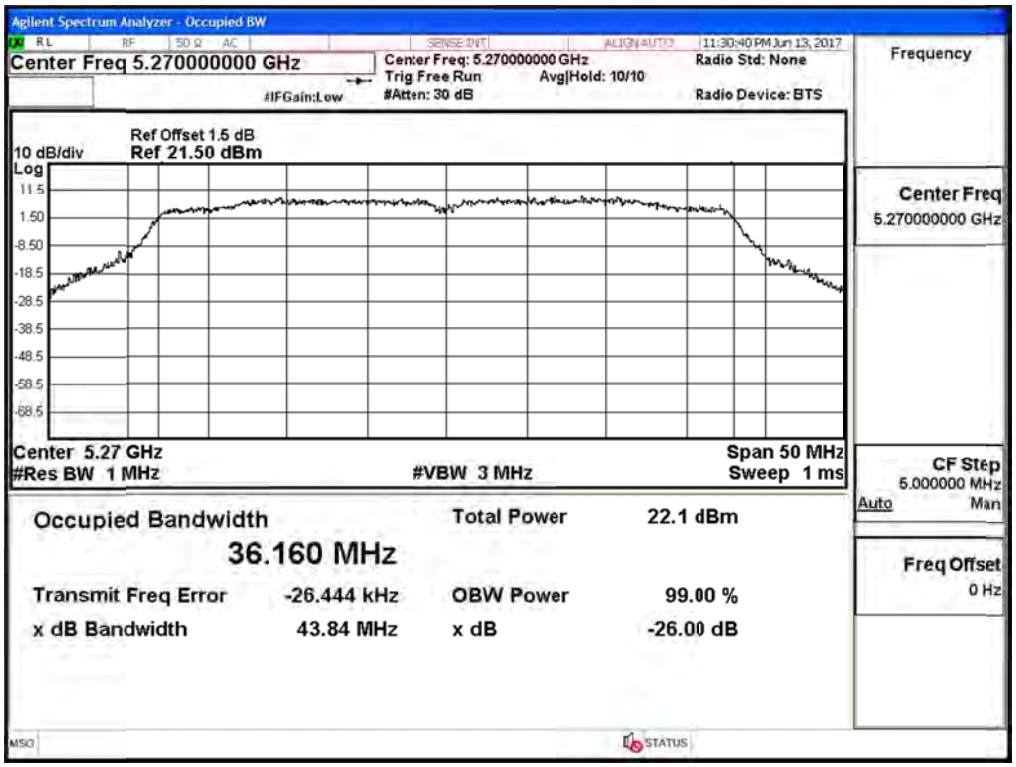

Channel 62 –Chain B

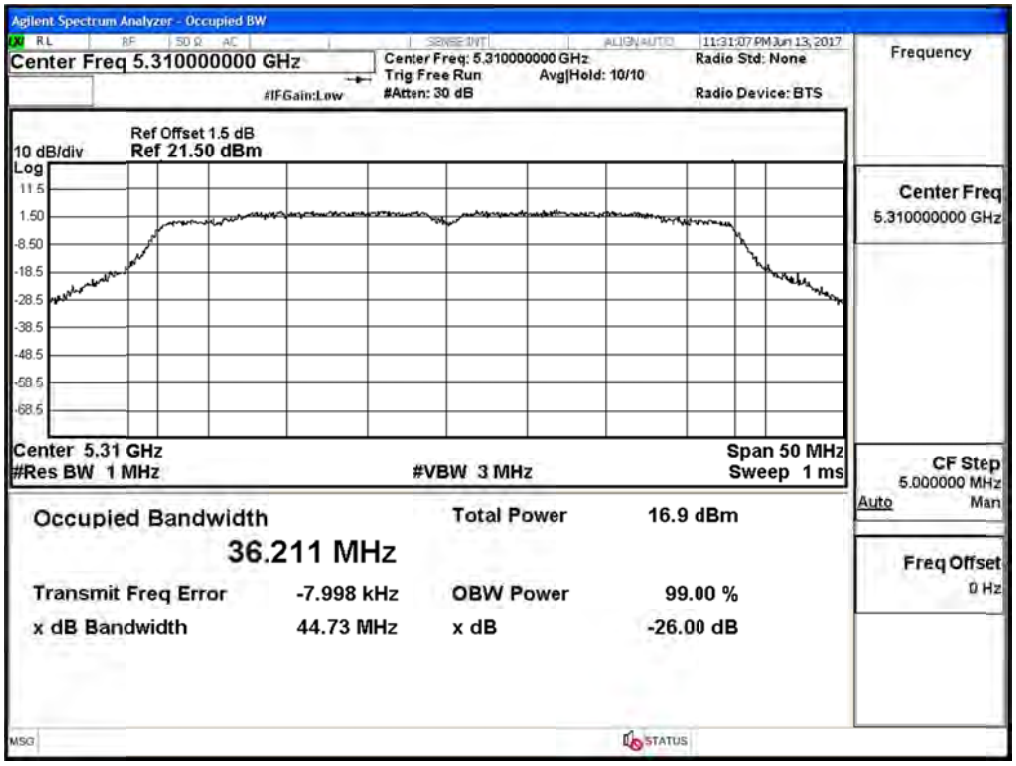

Channel 102 –Chain B

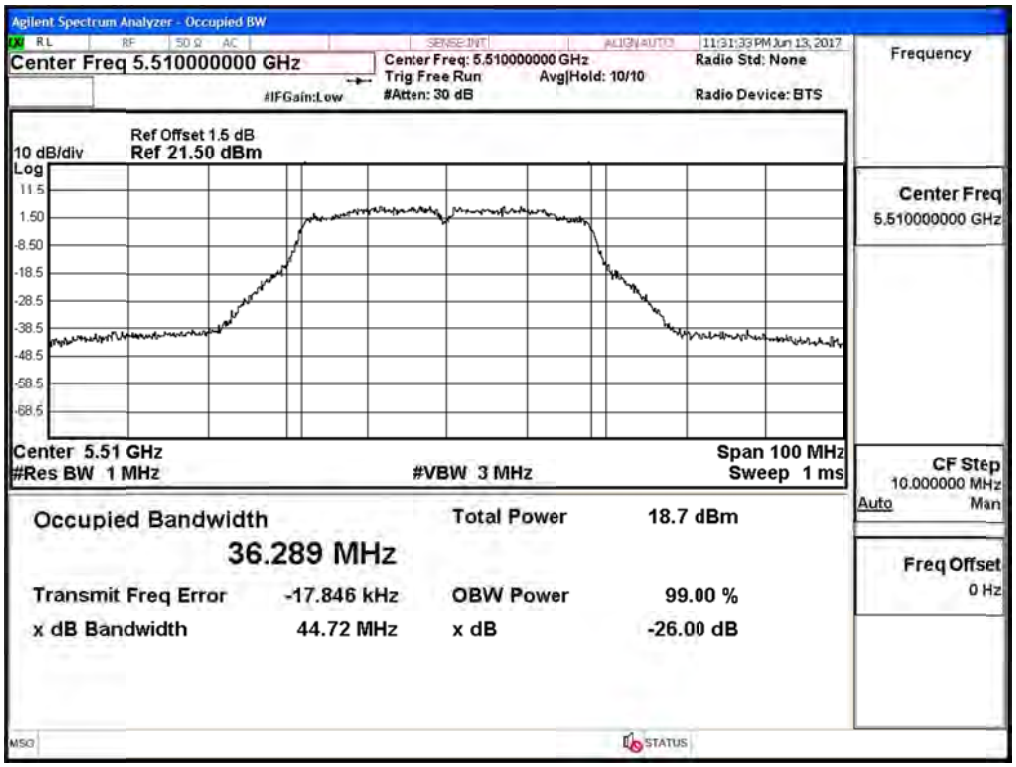

Channel 110–Chain B

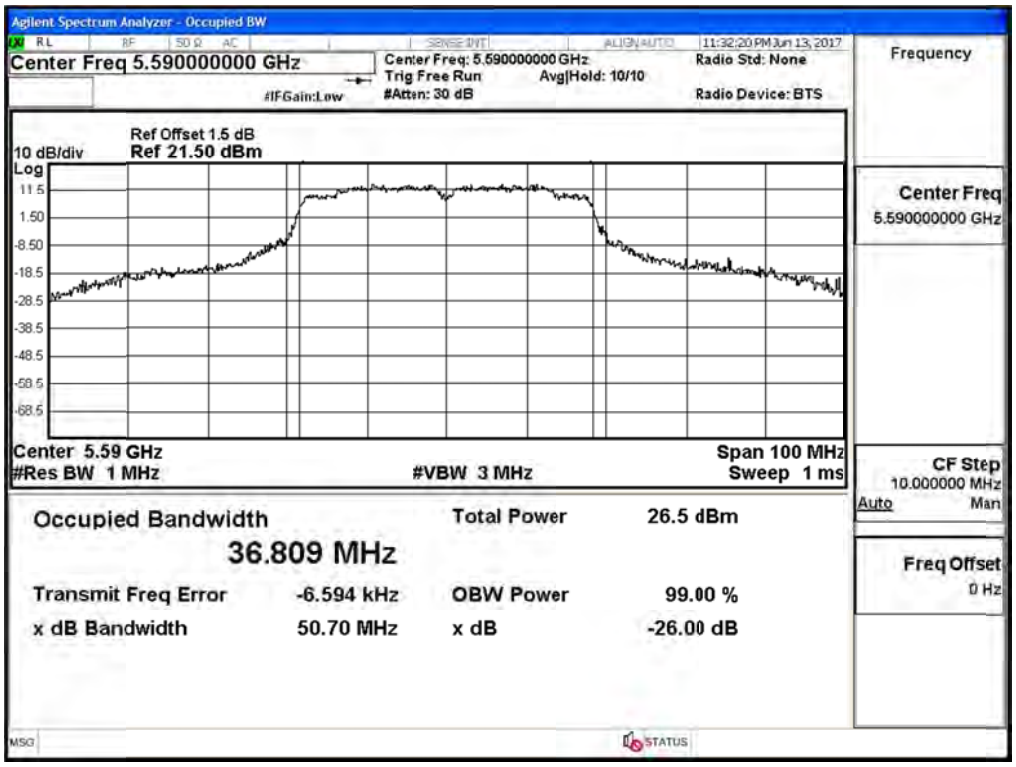

Channel 134 –Chain B

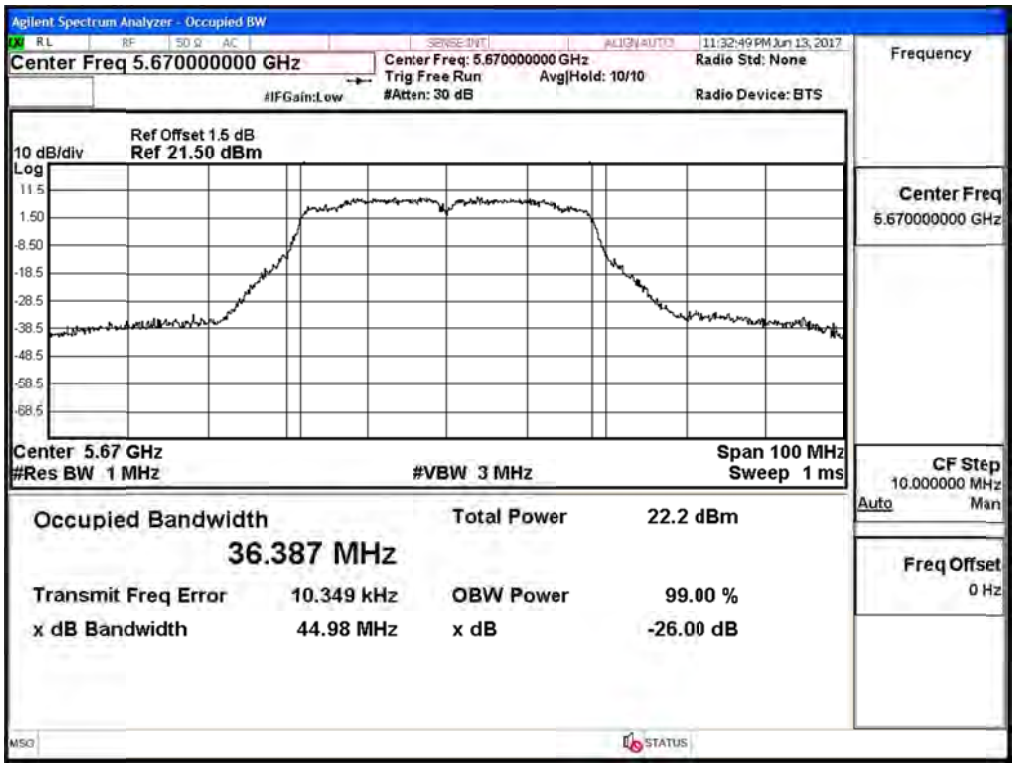

Product : Intel® Tri-Band Wireless-AC 18265
Test Item : Maximum conducted output power
Test Date : 2017/06/15
Test Mode : Mode 3 MIMO: Transmit (802.11ac-20BW-14.4Mbps)

Chain A

Cable loss=1.5dB		Average Power									
Channel No.	Frequency (MHz)	Data Rate (Mbps)									Required Limit
		VTH0	VTH1	VTH2	VTH3	VTH4	VTH5	VTH6	VTH7	VTH8	
		Measurement Level (dBm)									
144 (Band3)	5720	18.06	17.95	17.85	17.74	17.64	17.53	17.43	17.32	17.22	<24dBm
144 (Band4)	5720	11.76	11.68	11.62	11.55	11.48	11.41	11.34	11.27	11.20	<30dBm

Note: Maximum conducted output power Value =Reading value on Spectrum Analyzer + cable loss

Chain B

Cable loss=1.5dB		Average Power									
Channel No.	Frequency (MHz)	Data Rate (Mbps)									Required Limit
		VTH0	VTH1	VTH2	VTH3	VTH4	VTH5	VTH6	VTH7	VTH8	
		Measurement Level (dBm)									
144 (Band3)	5720	17.62	17.54	17.49	17.42	17.36	17.29	17.23	17.16	17.10	<24dBm
144 (Band4)	5720	11.46	11.35	11.28	11.18	11.09	11.00	10.91	10.82	10.73	<30dBm

Note: Maximum conducted output power Value =Reading value on Spectrum Analyzer + cable loss

Maximum conducted output power Measurement:

Channel No	Frequency Range (MHz)	99% Bandwidth (MHz)	Chain A Power (dBm)	Chain B Power (dBm)	Duty Factor (dB)	Total Output Power (dBm)	Output Power Limit	
							(dBm)	dBm+10log(BW)
144(Band3)	5720	14.246	18.06	17.62	0.17	21.03	24	22.54
144(Band4)	5720	--	11.76	11.46	0.17	14.79	30	--

Note:

1. Power Output Value =Reading value on Spectrum Analyzer + cable loss
2. Output Power (dBm) = 10LOG (Chain A Power (mW)+ Chain B Power (mW))
3. 26 dBBandwidth is the bandwidth of chain A or chain Bwhichever is less bandwidth, output power limitation is more stringent.

99% Occupied Bandwidth:

Channel 144 – Chain A

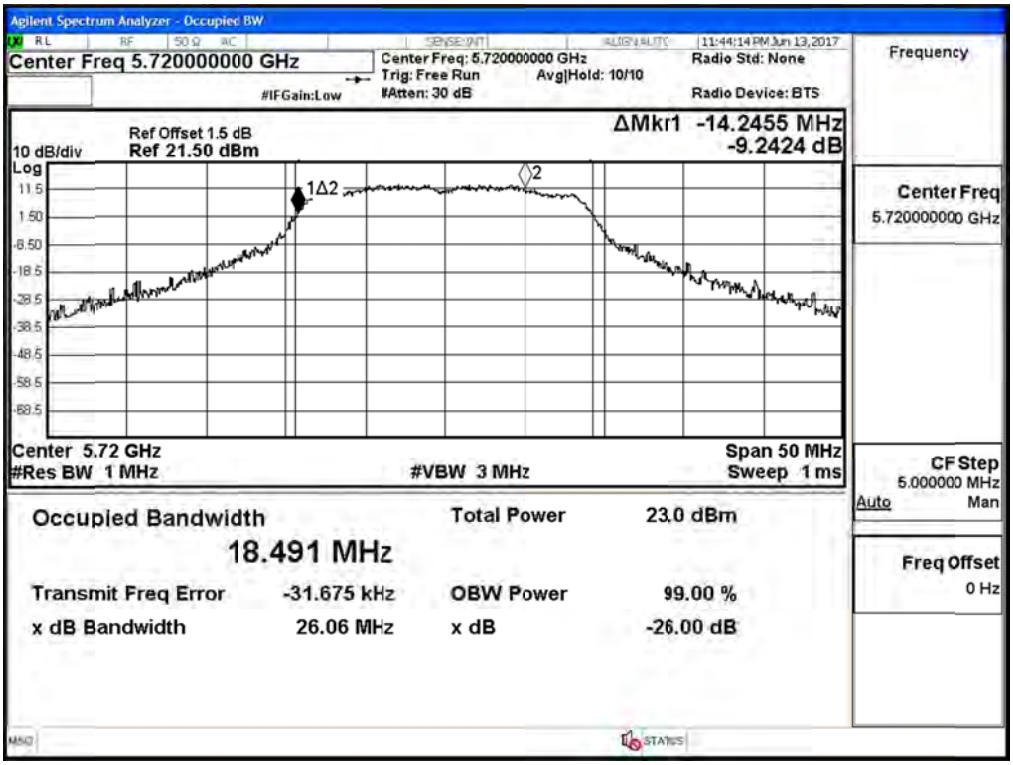

99% Occupied Bandwidth:

Channel 144 – Chain B

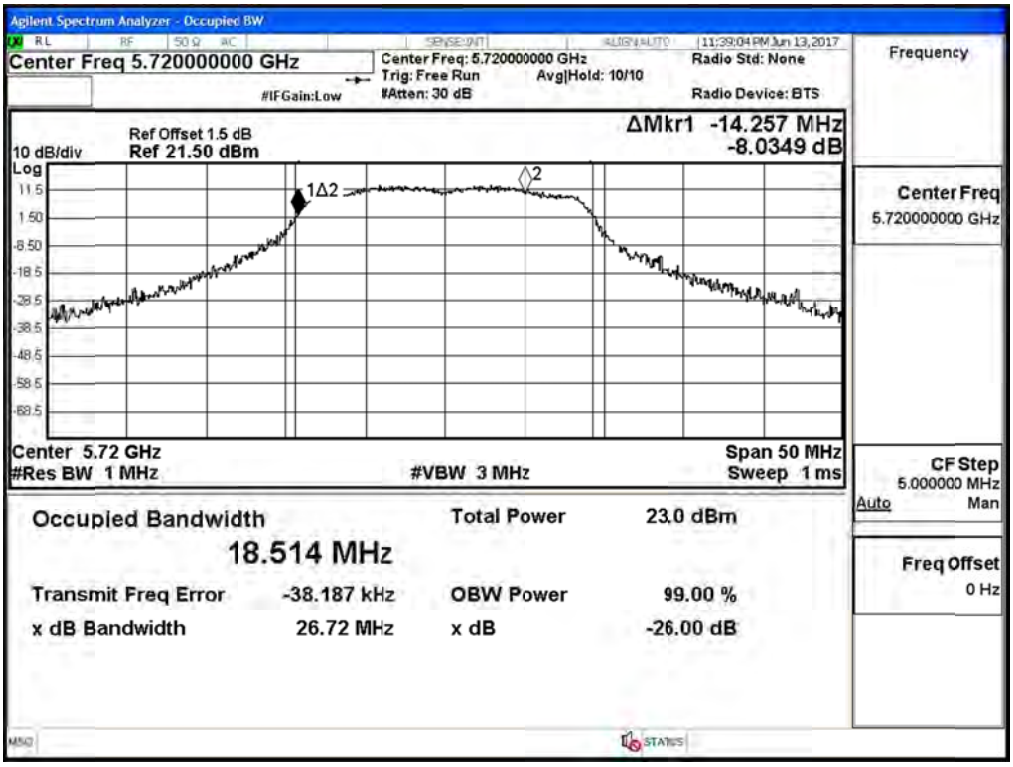

Maximum conducted output power:

Channel 144 (Band3) – Chain A

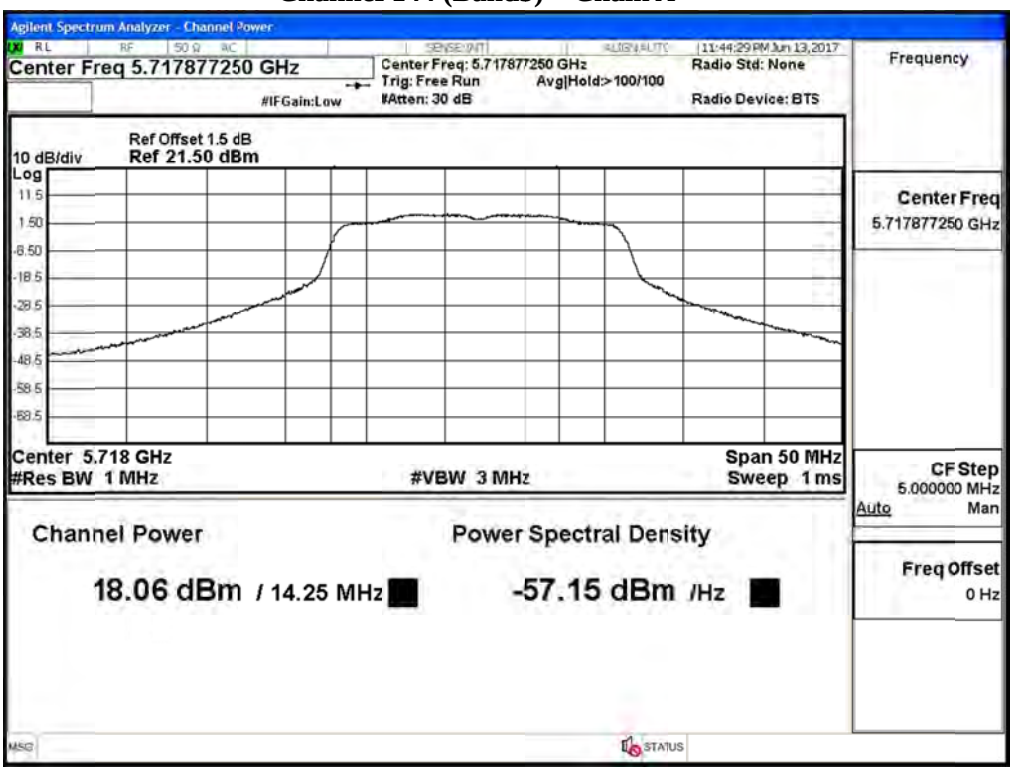

Channel 144 (Band4) – Chain A

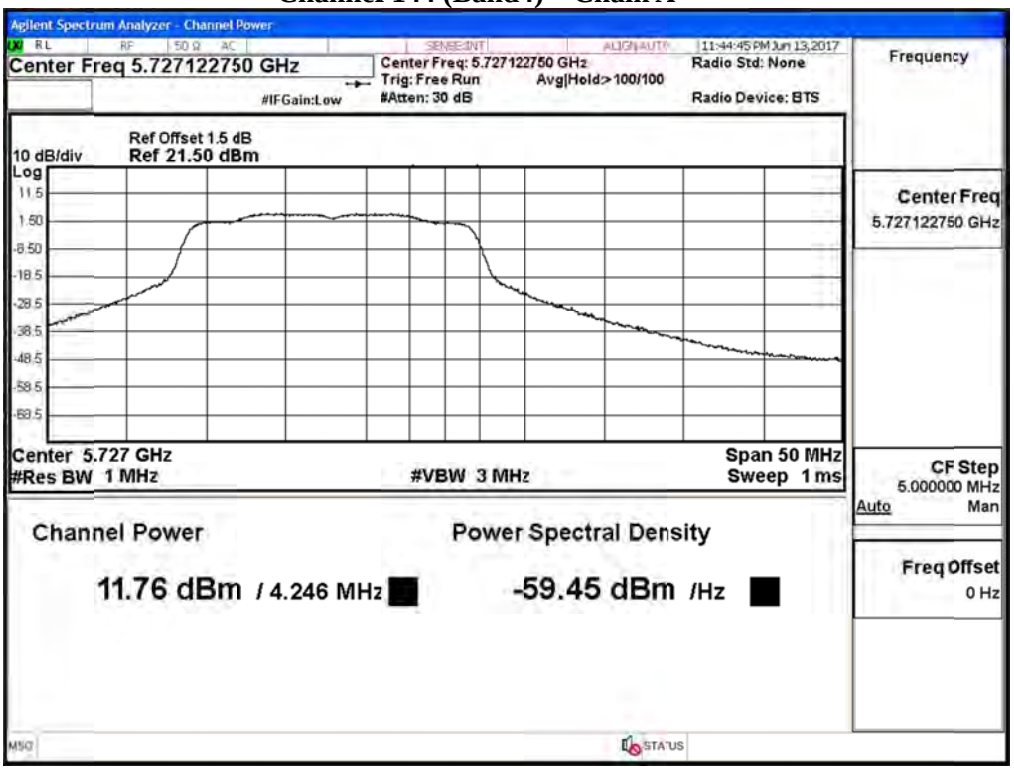

Maximum conducted output power:

Channel 144 (Band3) – Chain B

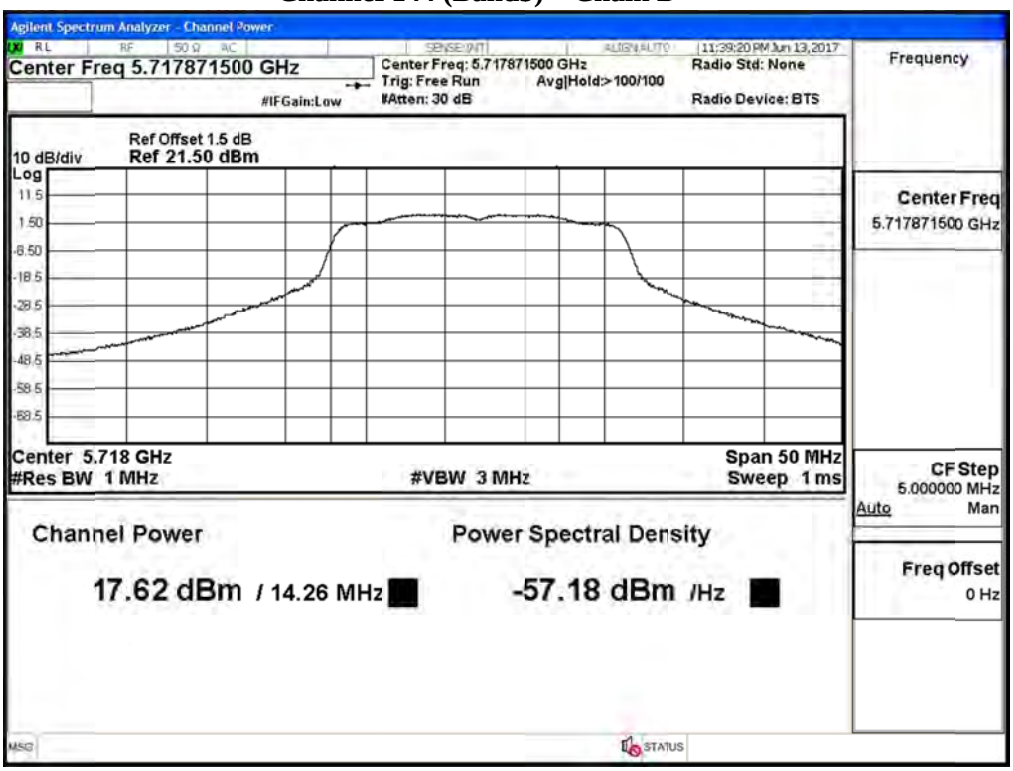

Channel 144 (Band4) – Chain B

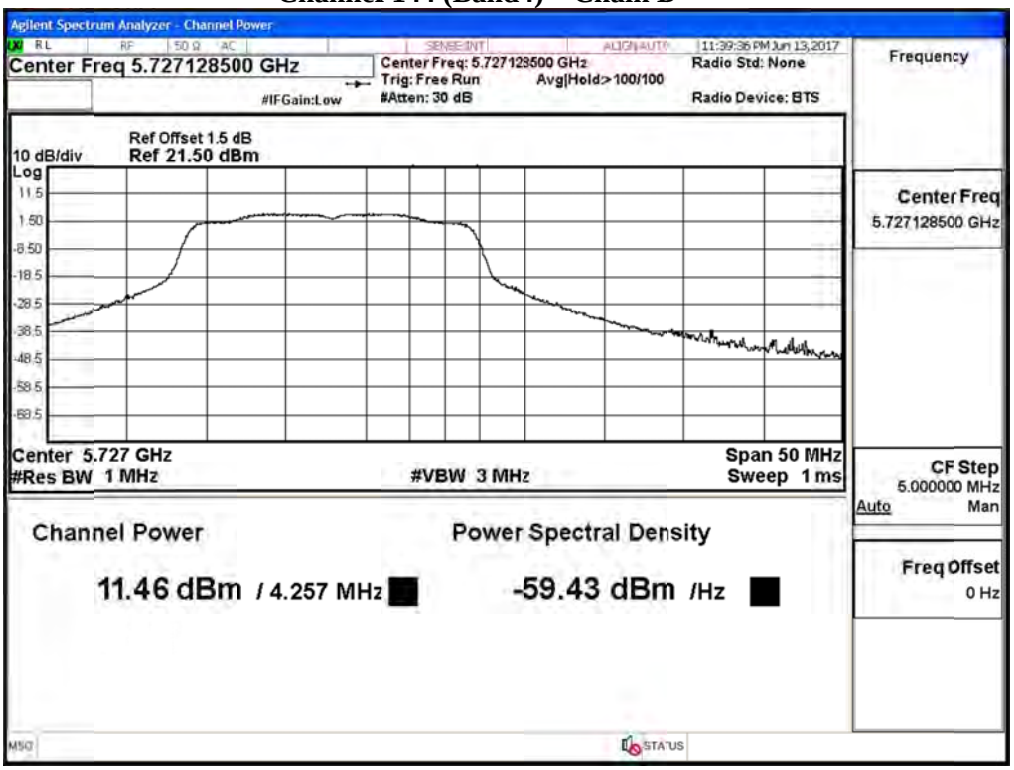

Product : Intel® Tri-Band Wireless-AC 18265
Test Item : Maximum conducted output power
Test Date : 2017/06/15
Test Mode : Mode 3 MIMO: Transmit (802.11ac-40BW-30Mbps)

Chain A

Cable loss=1.5dB		Average Power										
Channel No	Frequency (MHz)	Data Rate (Mbps)										Required Limit
		VTH0	VTH1	VTH2	VTH3	VTH4	VTH5	VTH6	VTH7	VTH8	VTH9	
142F(Band3)	5710	19.68	19.52	19.46	19.33	19.22	19.11	19.00	18.89	18.78	18.67	<24dBm
142F(Band4)	5710	7.08	6.96	6.85	6.73	6.62	6.50	6.39	6.27	6.16	6.04	<30dBm

Note: Maximum conducted output power Value =Reading value on Spectrum Analyzer + cable loss

Chain B

Cable loss=1.5dB		Average Power										
Channel No	Frequency (MHz)	Data Rate (Mbps)										Required Limit
		VTH0	VTH1	VTH2	VTH3	VTH4	VTH5	VTH6	VTH7	VTH8	VTH9	
142F(Band3)	5710	19.32	19.24	19.16	19.08	19.00	18.92	18.84	18.76	18.68	18.60	<24dBm
142F(Band4)	5710	6.82	6.73	6.68	6.59	6.51	6.43	6.35	6.27	6.19	6.11	<30dBm

Note: Maximum conducted output power Value =Reading value on Spectrum Analyzer + cable loss

Maximum conducted output power Measurement:

Channel No	Frequency Range (MHz)	99% Bandwidth (MHz)	Chain A Power (dBm)	Chain B Power (dBm)	Duty Factor (dB)	Total Output Power (dBm)	Output Power Limit	
							(dBm)	dBm+10log(BW)
142F(Band3)	5710	33.199	19.68	19.32	0.350	22.86	24	26.21
142F(Band4)	5710	--	7.08	6.82	0.350	10.31	30	--

Note:

1. Power Output Value =Reading value on Spectrum Analyzer + cable loss
2. Output Power (dBm) = 10LOG (Chain A Power (mW)+ Chain B Power (mW))
3. 26 dBBandwidth is the bandwidth of chain A or chain Bwhichever is less bandwidth, output power limitation is more stringent.

99% Occupied Bandwidth:

Channel 142 – Chain A

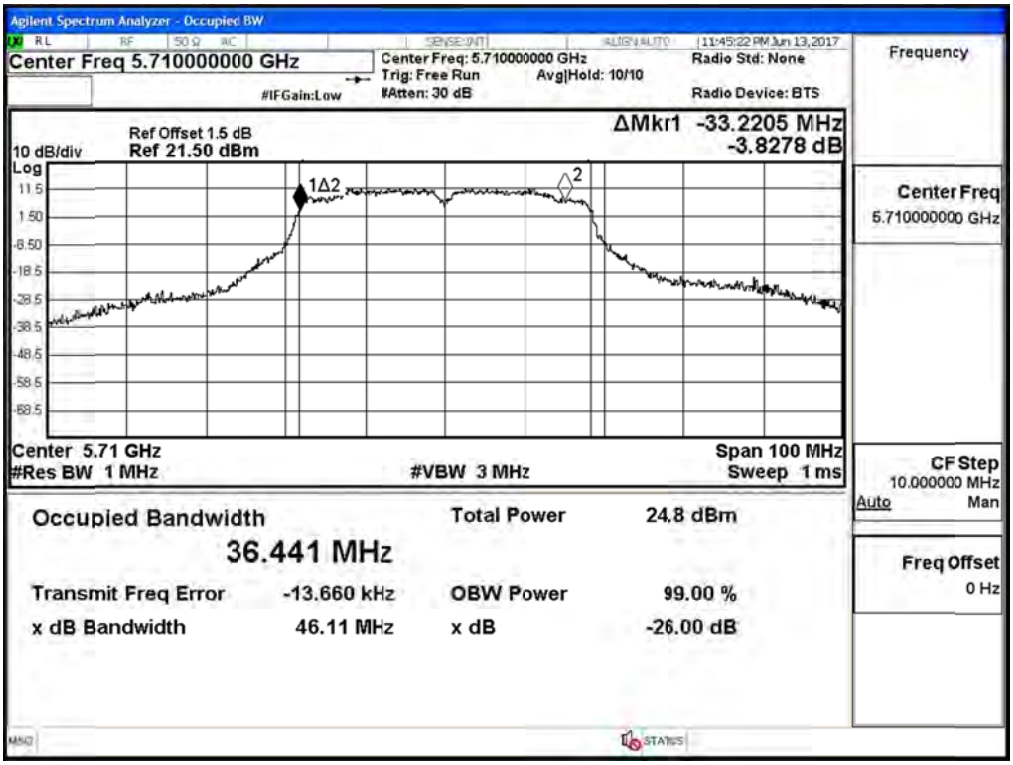

99% Occupied Bandwidth:

Channel 142 – Chain B

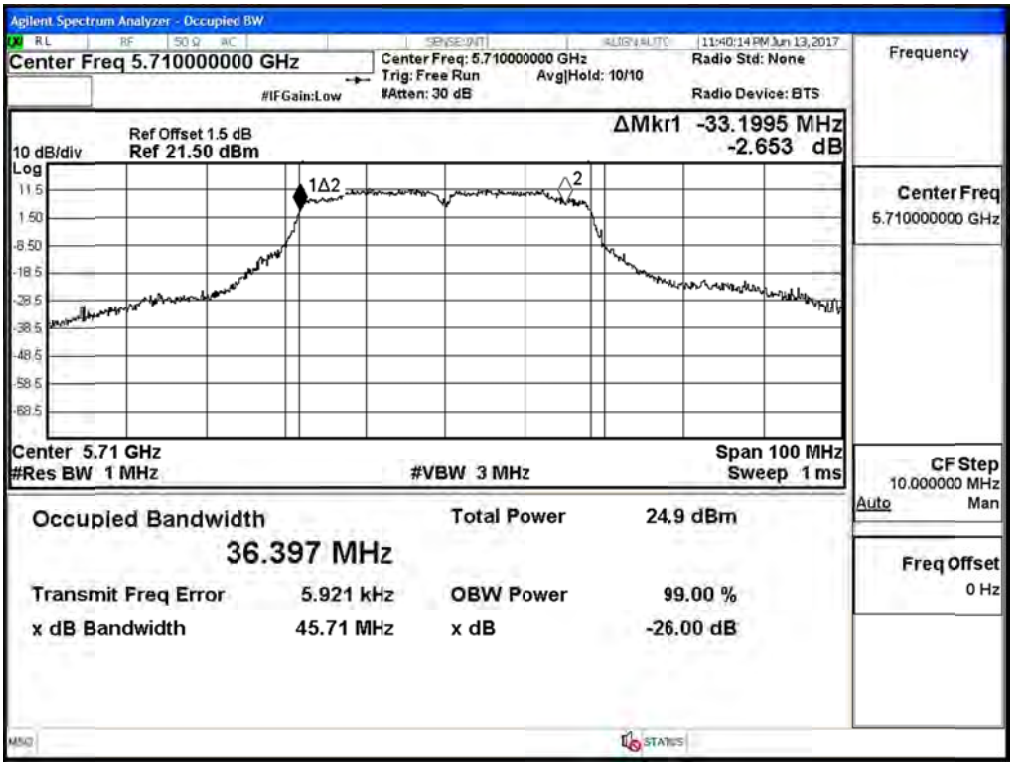

Maximum conducted output power:

Channel 142 (Band3) – Chain A

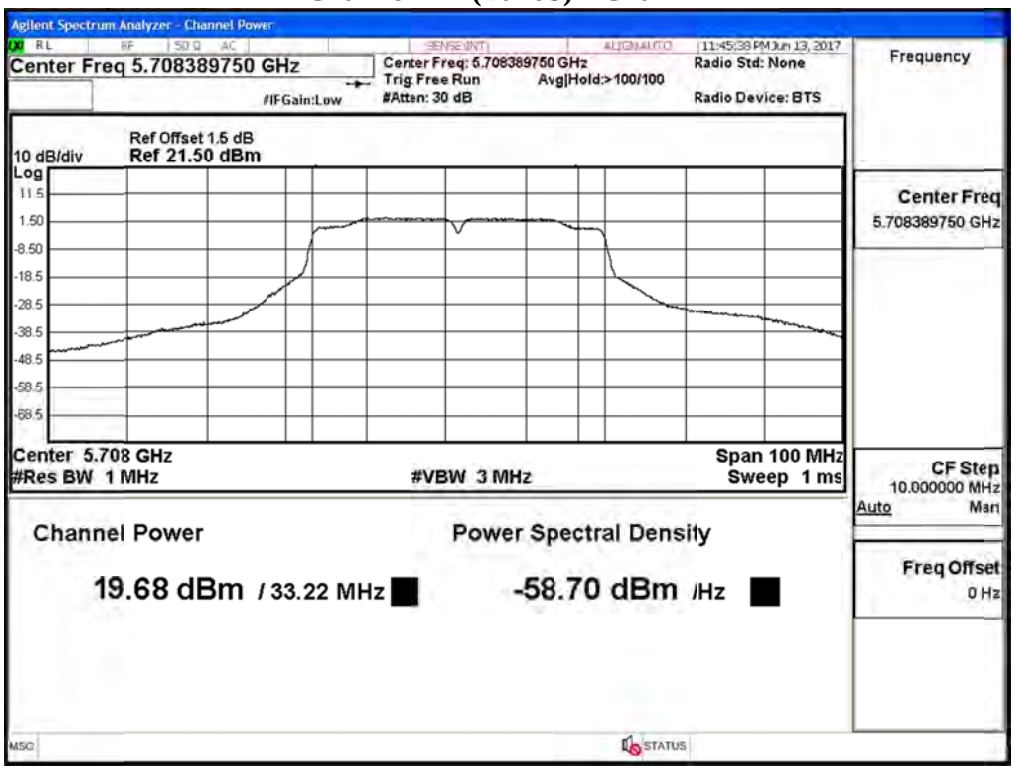

Channel 142 (Band4) – Chain A

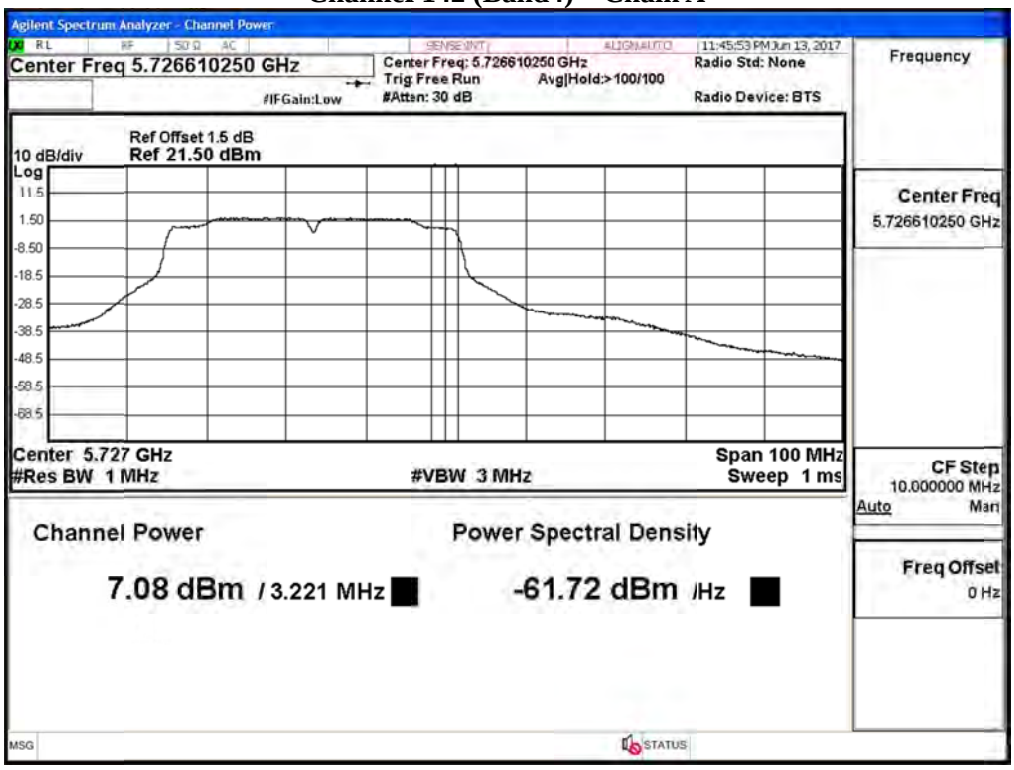

Maximum conducted output power:

Channel 142 (Band3) – Chain B

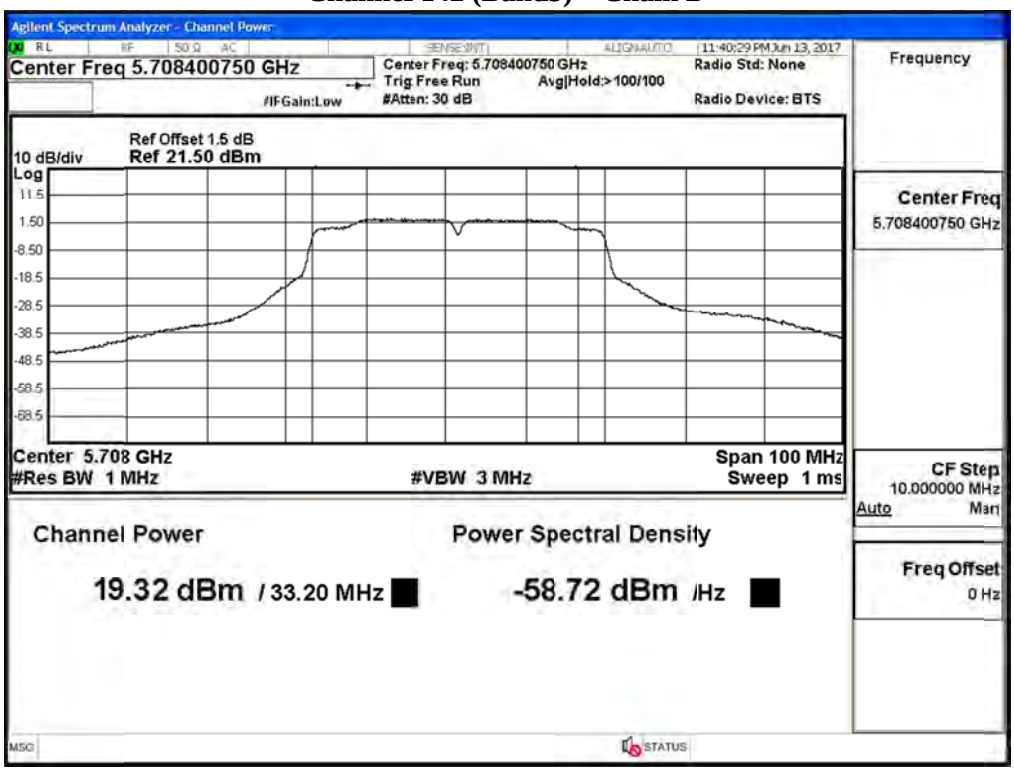

Channel 142 (Band4) – Chain B

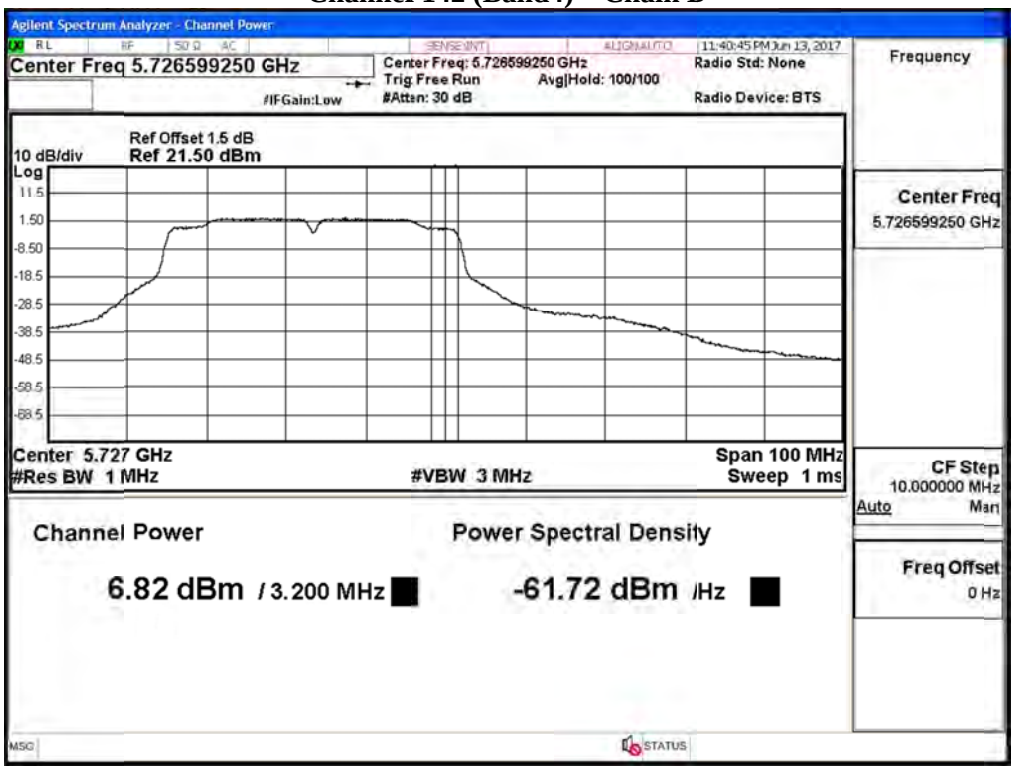

Product : Intel® Tri-Band Wireless-AC 18265
Test Item : Maximum conducted output power
Test Date : 2017/06/15
Test Mode : Mode 3 MIMO: Transmit (802.11ac-80BW-65Mbps)

Chain A

Cable loss=1.5dB		Average Power										
Channel No	Frequency (MHz)	Data Rate (Mbps)										Required Limit
		VTH0	VTH1	VTH2	VTH3	VTH4	VTH5	VTH6	VTH7	VTH8	VTH9	
42	5210	12.54	12.49	12.38	12.31	12.23	12.15	12.07	11.99	11.91	11.83	<24dBm
58	5290	9.87	9.83	9.76	9.71	9.66	9.60	9.55	9.49	9.44	9.38	<24dBm
106	5530	11.82	11.76	11.64	11.56	11.47	11.38	11.29	11.20	11.11	11.02	<24dBm
122	5610	17.35	17.31	17.28	17.24	17.21	17.17	17.14	17.10	17.07	17.03	<24dBm
138(Band3)	5690	19.48	19.43	19.35	19.29	19.23	19.16	19.10	19.03	18.97	18.90	<24dBm
138(Band4)	5690	2.63	2.57	2.51	2.45	2.39	2.33	2.27	2.21	2.15	2.09	<30dBm
155	5775	16.24	16.16	16.08	16.00	15.92	15.84	15.76	15.68	15.60	15.52	<30dBm

Note: Maximum conducted output power Value =Reading value on Spectrum Analyzer + cable loss

Chain B

Cable loss=1.5dB		Average Power										
Channel No	Frequency (MHz)	Data Rate (Mbps)										Required Limit
		VTH0	VTH1	VTH2	VTH3	VTH4	VTH5	VTH6	VTH7	VTH8	VTH9	
42	5210	12.28	12.21	12.17	12.11	12.06	12.00	11.95	11.89	11.84	11.78	<24dBm
58	5290	9.92	9.86	9.74	9.66	9.57	9.48	9.39	9.30	9.21	9.12	<24dBm
106	5530	11.38	11.31	11.28	11.22	11.17	11.12	11.07	11.02	10.97	10.92	<24dBm
122	5610	16.28	16.21	16.16	16.10	16.04	15.98	15.92	15.86	15.80	15.74	<24dBm
138(Band3)	5690	19.43	19.34	19.27	19.19	19.11	19.03	18.95	18.87	18.79	18.71	<24dBm
138(Band4)	5690	2.43	2.35	2.28	2.20	2.13	2.05	1.98	1.90	1.83	1.75	<30dBm
155	5775	15.96	15.87	15.72	15.61	15.49	15.37	15.25	15.13	15.01	14.89	<30dBm

Note: Maximum conducted output power Value =Reading value on Spectrum Analyzer + cable loss

Maximum conducted output power Measurement:

Channel No	Frequency Range (MHz)	99% Bandwidth (MHz)	Chain A Power (dBm)	Chain B Power (dBm)	Duty Factor (dB)	Total Output Power (dBm)	Output Power Limit	
							(dBm)	dBm+10log(BW)
42	5210	--	12.54	12.28	0.610	16.03	24	--
58	5290	74.977	9.87	9.92	0.600	13.51	24	29.75
106	5530	74.919	11.82	11.38	0.610	15.23	24	29.75
122	5610	75.364	17.35	16.28	0.610	20.47	24	29.77
138(Band3)	5690	72.549	19.48	19.43	0.600	23.07	24	29.61
138(Band4)	5690	--	2.63	2.43	0.610	6.15	30	--
155	5775	--	16.24	15.96	0.600	19.71	30	--

Note:

1. Power Output Value =Reading value on Spectrum Analyzer + cable loss
2. Output Power (dBm) = 10LOG (Chain A Power (mW)+ Chain B Power (mW))
3. 26 dBBandwidth is the bandwidth of chain A or chain Bwhichever is less bandwidth, output power limitation is more stringent.

99% Occupied Bandwidth:

Channel 58 – Chain A

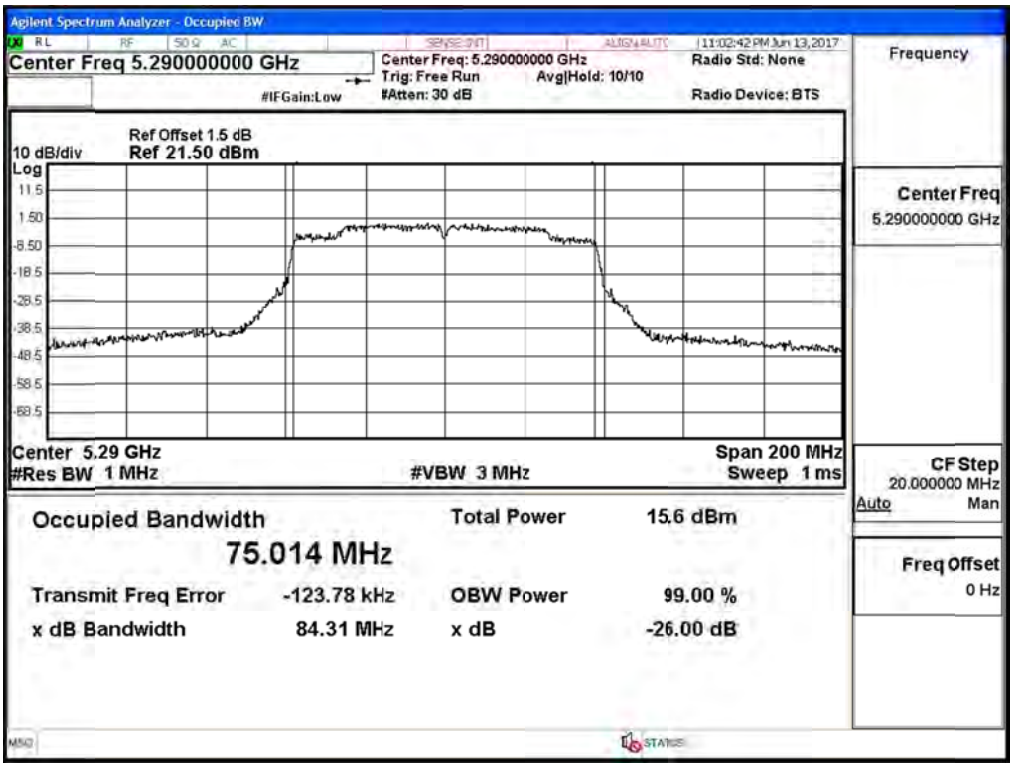

Channel 106 – Chain A

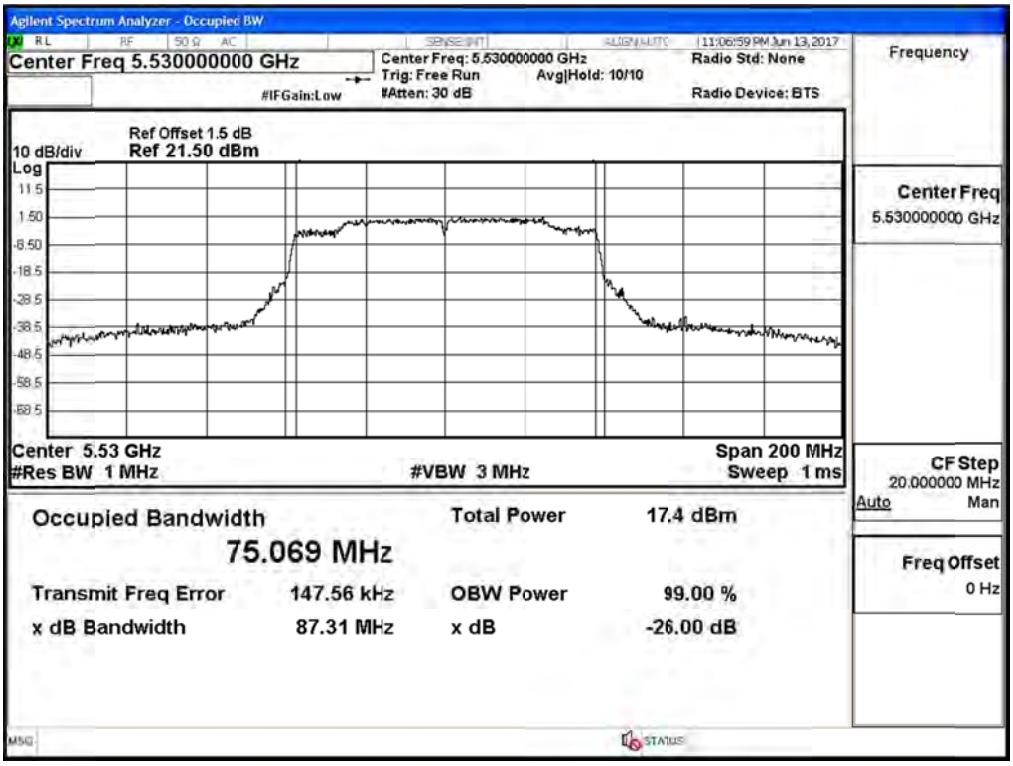

Channel 122 – Chain A

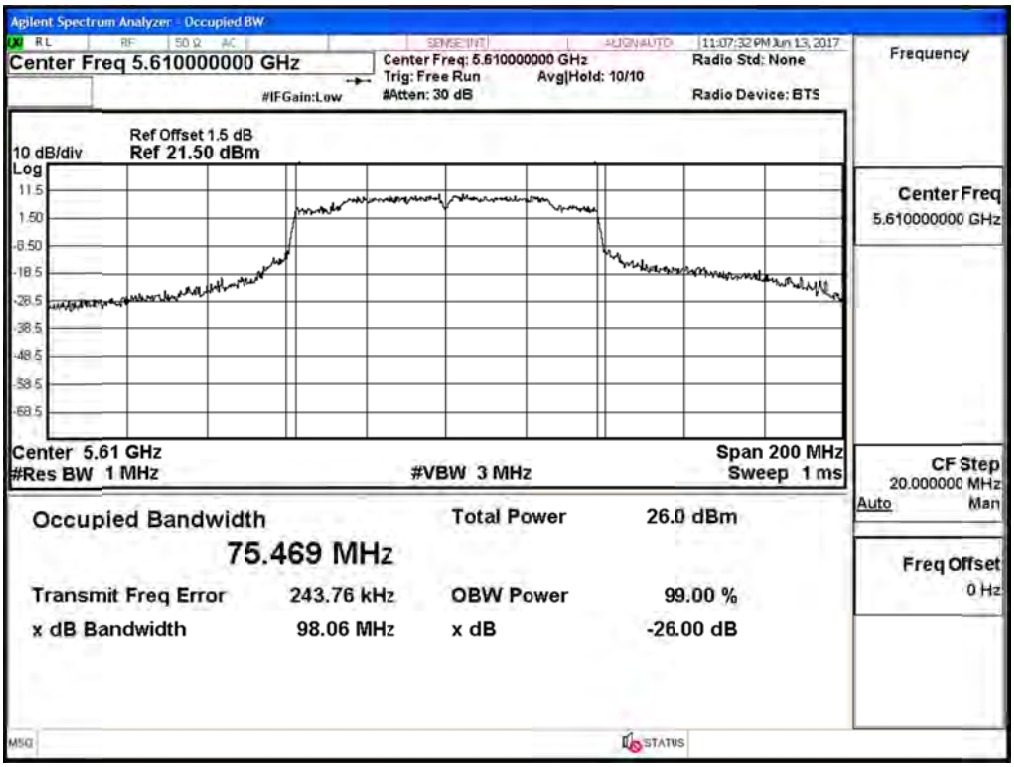

Channel 138 – Chain A

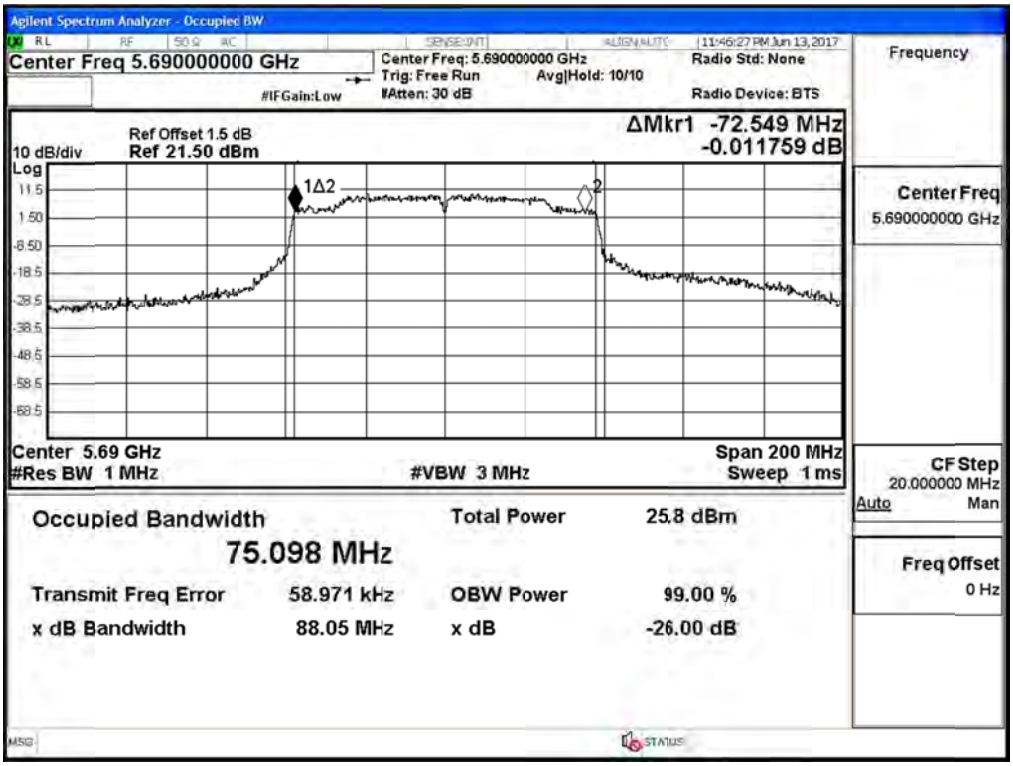

99% Occupied Bandwidth:

Channel 58 – Chain B

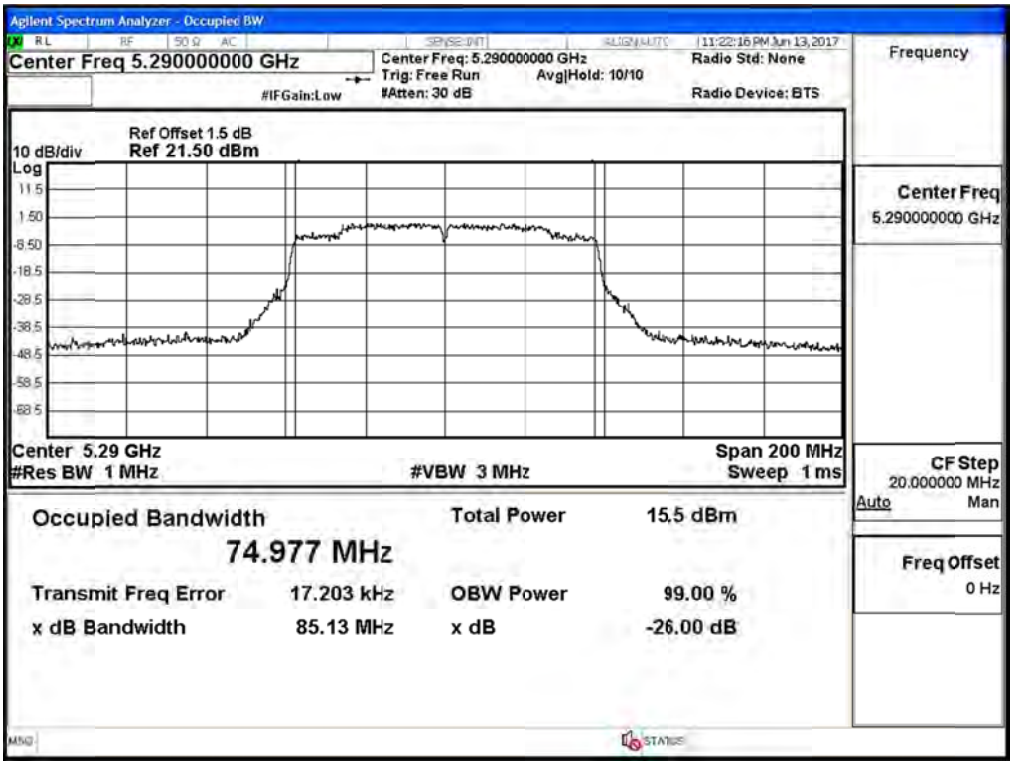

Channel 106 – Chain B

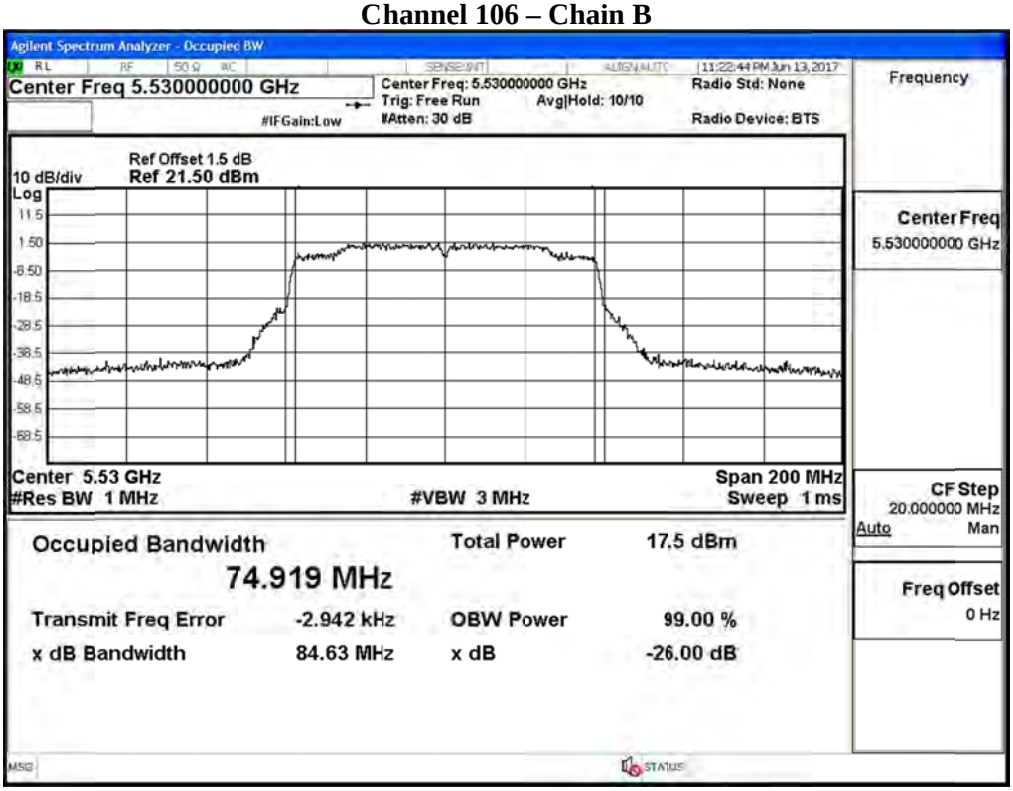

Channel 122 – Chain B

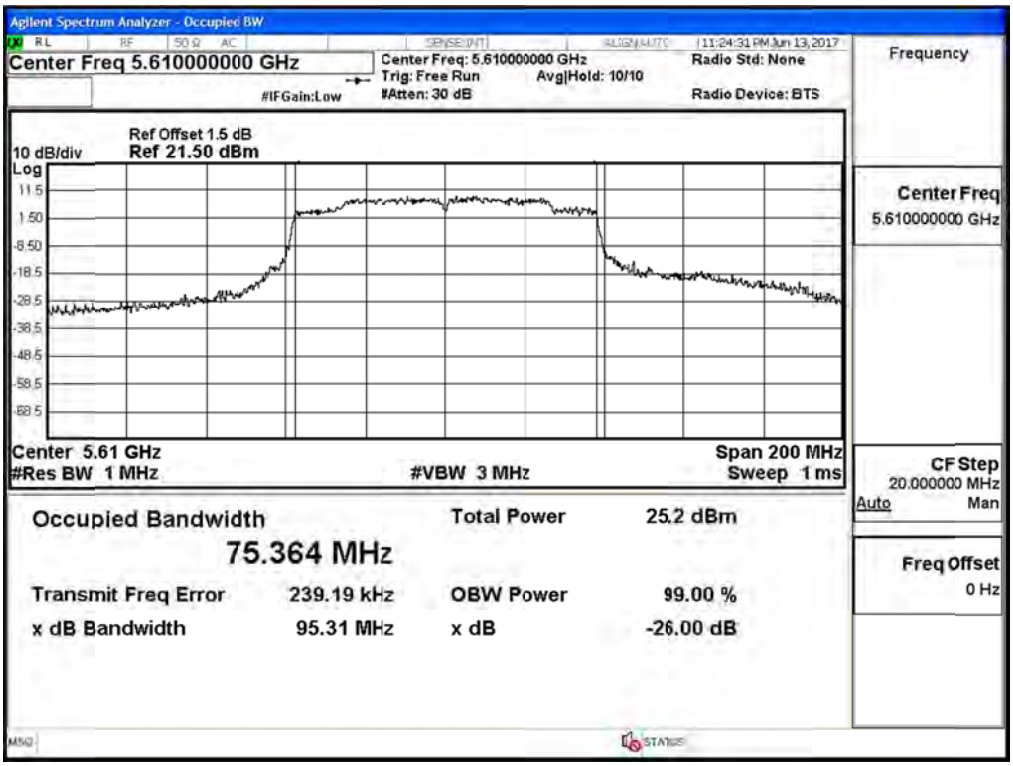

Channel 138 – Chain B

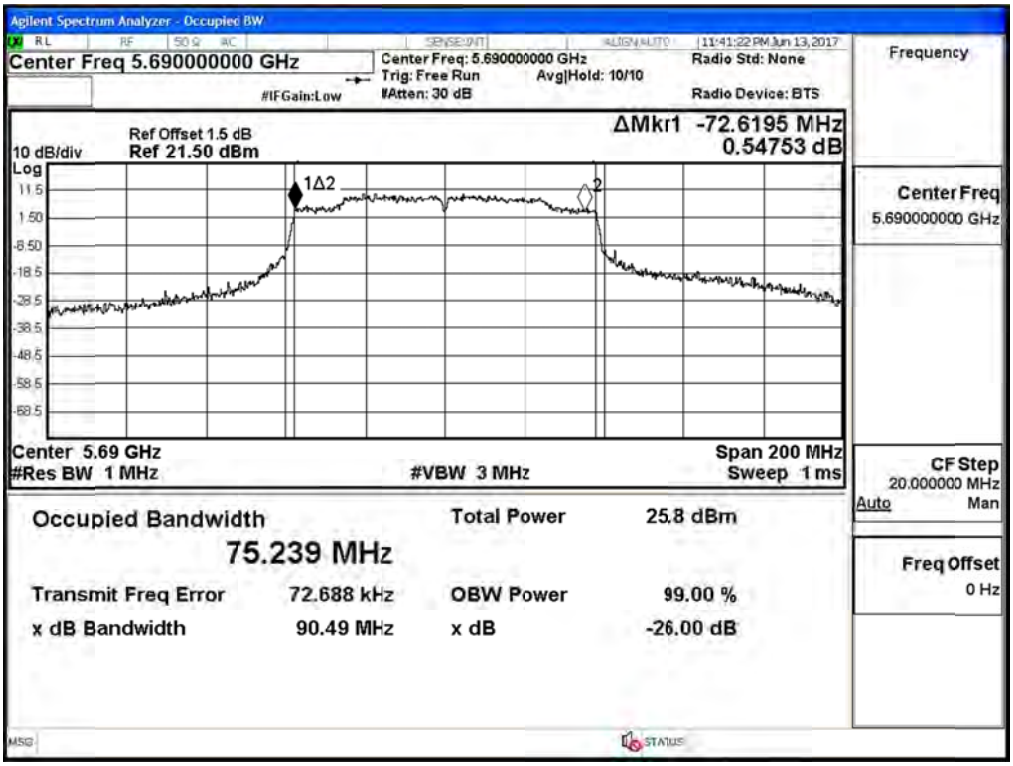

Maximum conducted output power:

Channel 138 (Band3)– Chain A

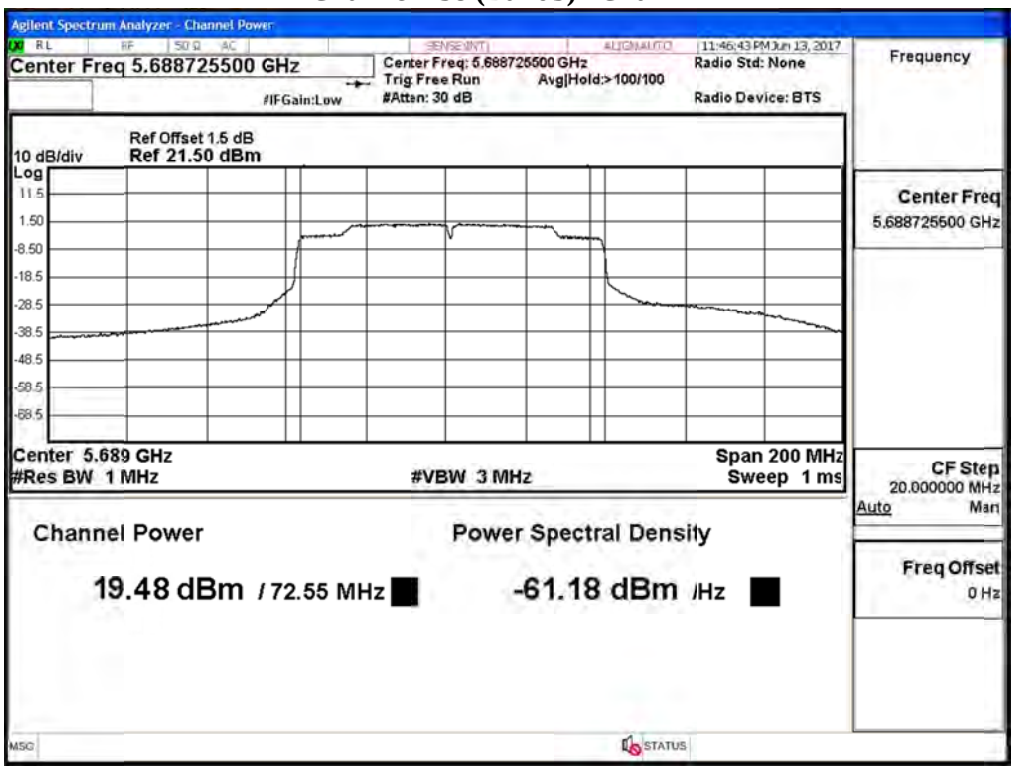

Maximum conducted output power:

Channel 138 (Band4)– Chain A

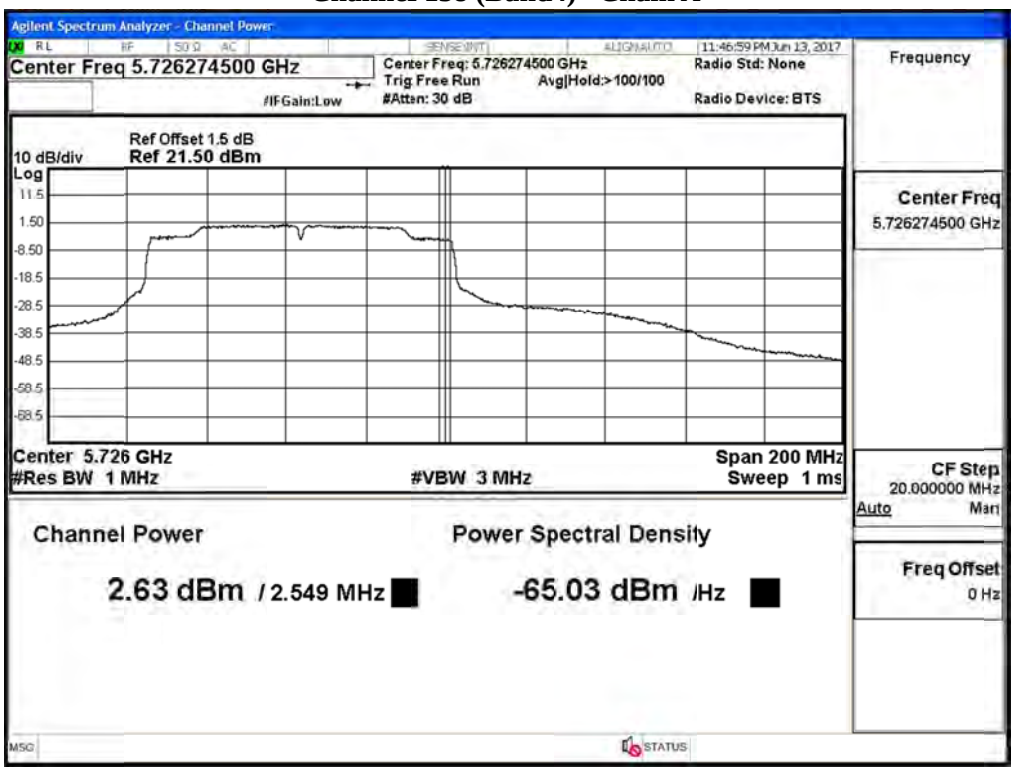

Maximum conducted output power:

Channel 138 (Band3)–Chain B

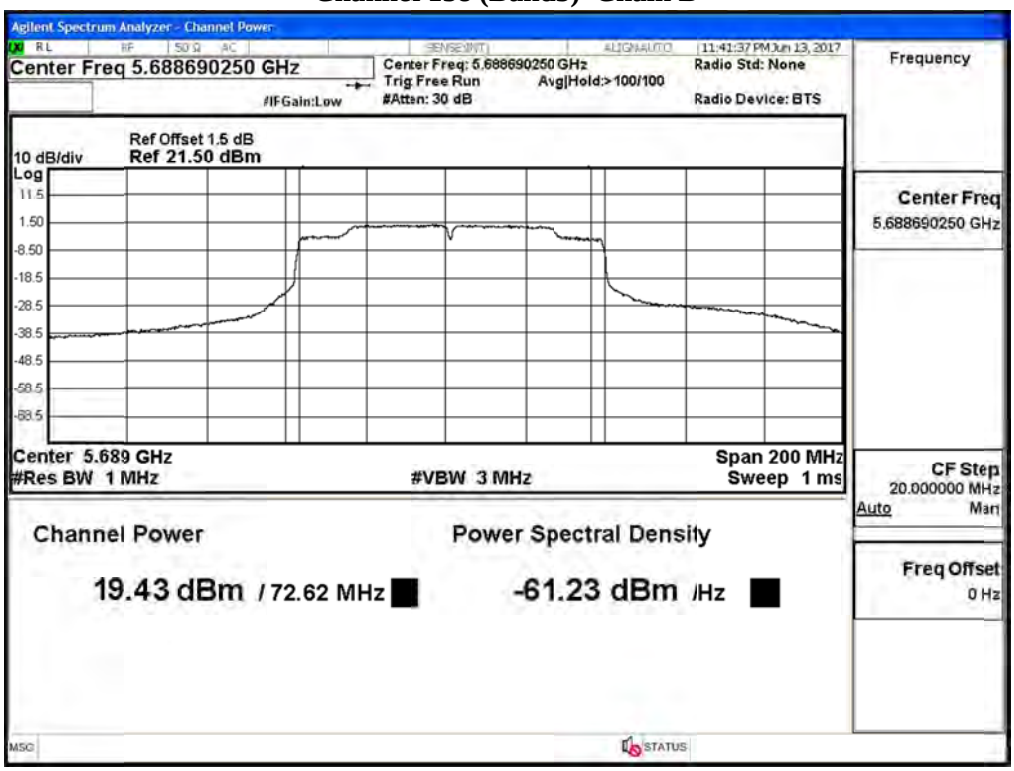

Maximum conducted output power:

Channel 138 (Band4)–Chain B

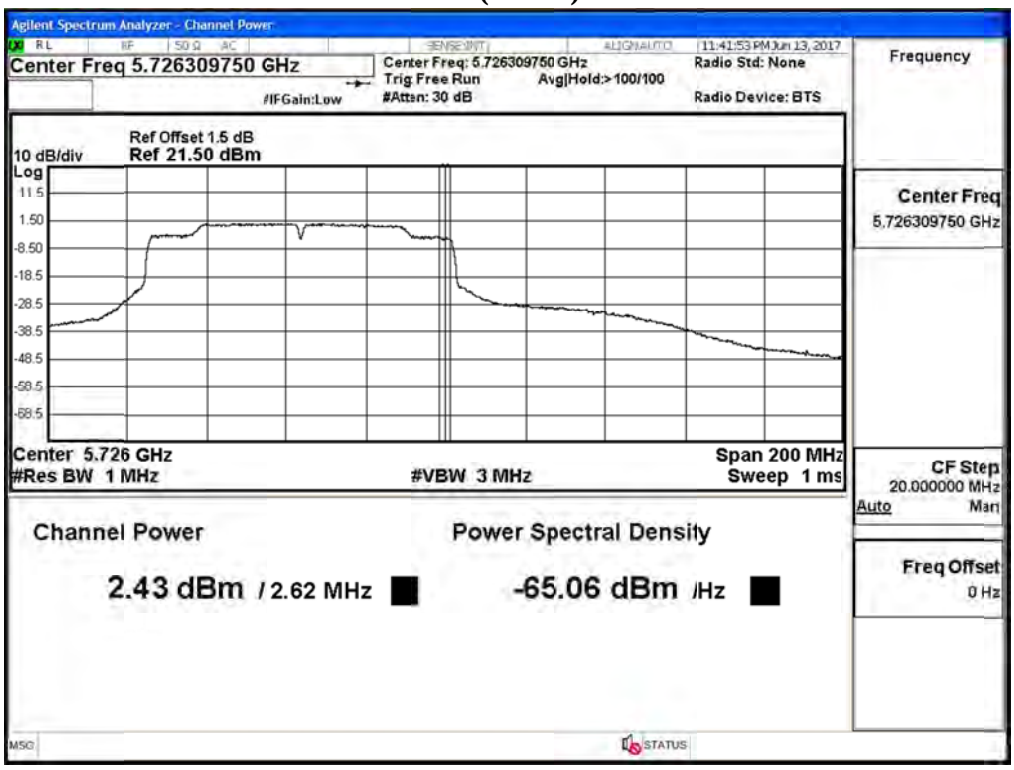

3. Radiated Emission

3.1. Test Setup

Radiated Emission Under 30MHz

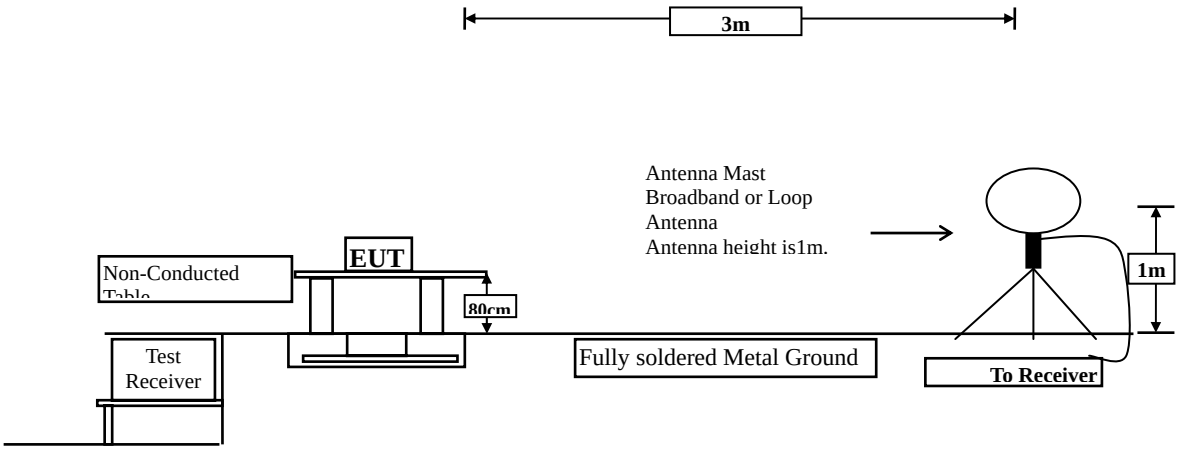

Radiated Emission Below 1GHz

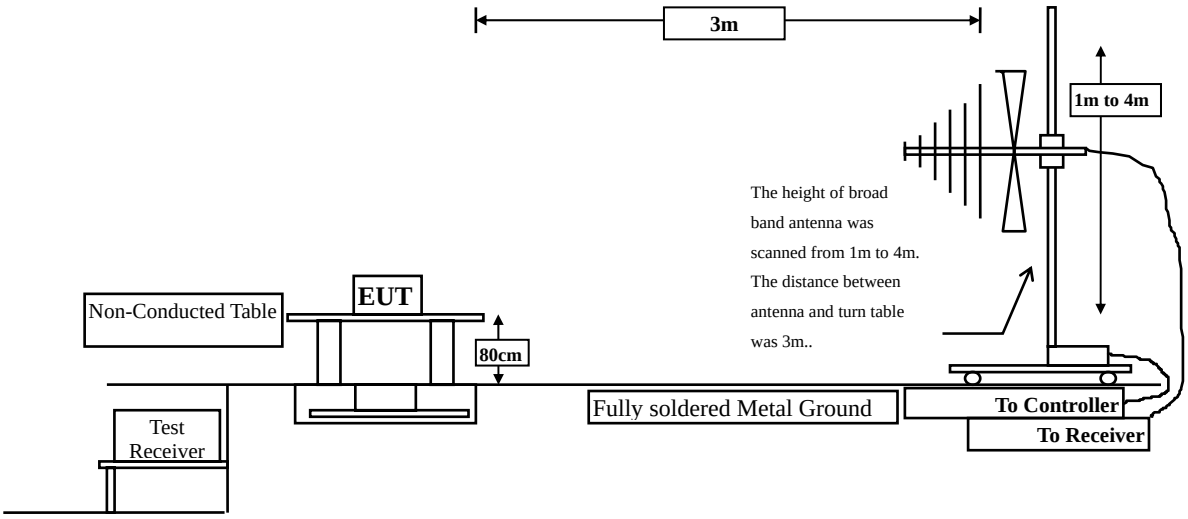

Radiated Emission Above 1GHz

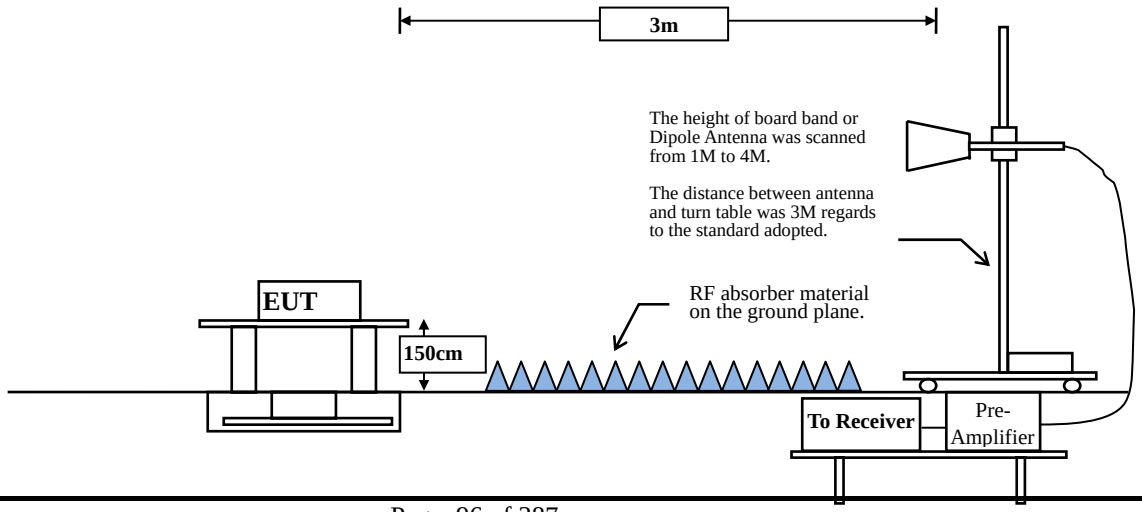

3.2. Limits

Emissions radiated outside of the specified frequency bands, except for harmonics, shall be attenuated by at least 20dB below the level of the fundamental or to the general radiated emission limits in paragraph 15.209, whichever is the lesser attenuation.

FCC Part 15 Subpart C Paragraph 15.209(a) Limits		
Frequency MHz	Field strength (microvolts/meter)	Measurement distance (meter)
0.009-0.490	2400/F(kHz)	300
0.490-1.705	24000/F(kHz)	30
1.705-30	30	30
30-88	100	3
88-216	150	3
216-960	200	3
Above 960	500	3

Remarks: E field strength (dBμV/m) = 20 log E field strength (uV/m)

3.3. Test Procedure

The EUT was setup according to ANSI C63.10, 2013 and tested according to FCC KDB-789033 test procedure for compliance to FCC 47CFR 15. 407 requirements.

Measuring the frequency range below 1GHz, the EUT is placed on a turn table which is 0.8 meter above ground,when measuring the frequency range above 1GHz, the EUT is placed on a turn table which is 1.5 meter above ground.

The turn table is rotated 360 degrees to determine the position of the maximum emission level.

The EUT was positioned such that the distance from antenna to the EUT was 3 meters.

The antenna is scanned between 1 meter and 4 meters to find out the maximum emission level. This is repeated for both horizontal and vertical polarization of the antenna. In order to find the maximum emission, all of the interface cables were manipulated according to ANSI C63.10: 2013 on radiated measurement.

The resolution bandwidth below 30MHz setting on the field strength meter is 9kHz and 30MHz~1GHz is 120kHz and above 1GHz is 1MHz.

Radiated emission measurements below 30MHz are made using Loop Antenna and 30MHz~1GHzare made using broadband Bilog antenna and above 1GHz are made using Horn Antennas.

The measurement is divided into the Preliminary Measurement and the Final Measurement.

The suspected frequencies are searched for in Preliminary Measurement with the measurement antenna kept pointed at the source of the emission both in azimuth and elevation, with the polarization of the antenna oriented for maximum response. The antenna is pointed at an angle towards the source of the emission, and the EUT is rotated in both height and polarization to maximize the measured emission. The emission is kept within the illumination area of the 3 dB bandwidth of the antenna.

The worst radiated emission is measured in the Open Area Test Site on the Final Measurement.

The measurement frequency range form 9kHz - 10th Harmonic of fundamental was investigated.

3.4. Uncertainty

±4.08 dB below 1GHz

±4.22 dB above 1GHz

3.5. Test Result of Radiated Emission

Product : Intel® Tri-Band Wireless-AC 18265
Test Item : Harmonic Radiated Emission Data
Test Date : 2017/06/09
Test Mode : Mode 1 SISO A: Transmit (802.11a-6Mbps)(5180MHz)

Frequency MHz	Correct Factor dB	Reading Level dBμV	Measurement Level dBμV/m	Margin dB	Limit dBμV/m
Horizontal					
Peak Detector:					
10360.000	-2.181	49.630	47.449	-26.551	74.000
Average Detector:					
--	--	--	--	--	54.000
Vertical					
Peak Detector:					
10360.000	-1.387	46.820	45.433	-28.567	74.000
Average Detector:					
--	--	--	--	--	54.000

Note:

1. All Readings below 1GHz are Quasi-Peak, above 1GHz are performed with peak and/or average measurements as necessary.
2. Peak measurements: RBW = 1MHz, VBW = 3 MHz, Sweep: Auto.
3. Average measurements: RBW = 1MHz, VBW = 10 Hz, Sweep: Auto.
4. Measurement Level = Reading Level + Correct Factor.
5. Correct Factor = Antenna factor + Cable loss –Amplifier gain.
6. The average measurement was not performed when the peak measured data under the limit of average detection.
7. The emission levels of other frequencies are very lower than the limit and not show in test report.

Product	:	Intel® Tri-Band Wireless-AC 18265
Test Item	:	Harmonic Radiated Emission Data
Test Date	:	2017/06/09
Test Mode	:	Mode 1 SISO A: Transmit (802.11a-6Mbps)(5200MHz)

Frequency MHz	Correct Factor dB	Reading Level dBμV	Measurement Level dBμV/m	Margin dB	Limit dBμV/m
Horizontal					
Peak Detector:					
10400.000	-2.140	46.820	44.681	-29.319	74.000
Average Detector:					
--	--	--	--	--	54.000
Vertical					
Peak Detector:					
10400.000	-1.222	49.630	48.409	-25.591	74.000
Average Detector:					
--	--	--	--	--	54.000

Note:

1. All Readings below 1GHz are Quasi-Peak, above 1GHz are performed with peak and/or average measurements as necessary.
2. Peak measurements: RBW = 1MHz, VBW = 3 MHz, Sweep: Auto.
3. Average measurements: RBW = 1MHz, VBW = 10 Hz, Sweep: Auto.
4. Measurement Level = Reading Level + Correct Factor.
5. Correct Factor = Antenna factor + Cable loss –Amplifier gain.
6. The average measurement was not performed when the peak measured data under the limit of average detection.
7. The emission levels of other frequencies are very lower than the limit and not show in test report.

Product	:	Intel® Tri-Band Wireless-AC 18265
Test Item	:	Harmonic Radiated Emission Data
Test Date	:	2017/06/09
Test Mode	:	Mode 1 SISO A: Transmit (802.11a-6Mbps)(5240MHz)

Frequency MHz	Correct Factor dB	Reading Level dBμV	Measurement Level dBμV/m	Margin dB	Limit dBμV/m
Horizontal					
Peak Detector:					
10480.000	-1.075	48.520	47.446	-26.554	74.000
Average Detector:					
--	--	--	--	--	54.000
Vertical					
Peak Detector:					
10480.000	-0.148	48.930	48.783	-25.217	74.000
Average Detector:					
--	--	--	--	--	54.000

Note:

1. All Readings below 1GHz are Quasi-Peak, above 1GHz are performed with peak and/or average measurements as necessary.
2. Peak measurements: RBW = 1MHz, VBW = 3 MHz, Sweep: Auto.
3. Average measurements: RBW = 1MHz, VBW = 10 Hz, Sweep: Auto.
4. Measurement Level = Reading Level + Correct Factor.
5. Correct Factor = Antenna factor + Cable loss –Amplifier gain.
6. The average measurement was not performed when the peak measured data under the limit of average detection.
7. The emission levels of other frequencies are very lower than the limit and not show in test report.

Product	:	Intel® Tri-Band Wireless-AC 18265
Test Item	:	Harmonic Radiated Emission Data
Test Date	:	2017/06/09
Test Mode	:	Mode 1 SISO A: Transmit (802.11a-6Mbps)(5260MHz)

Frequency MHz	Correct Factor dB	Reading Level dBμV	Measurement Level dBμV/m	Margin dB	Limit dBμV/m
Horizontal					
Peak Detector:					
10520.000	-0.575	50.280	49.705	-24.295	74.000
Average Detector:					
--	--	--	--	--	54.000
Vertical					
Peak Detector:					
10520.000	0.228	48.760	48.988	-25.012	74.000
Average Detector:					
--	--	--	--	--	54.000

Note:

1. All Readings below 1GHz are Quasi-Peak, above 1GHz are performed with peak and/or average measurements as necessary.
2. Peak measurements: RBW = 1MHz, VBW = 3 MHz, Sweep: Auto.
3. Average measurements: RBW = 1MHz, VBW = 10 Hz, Sweep: Auto.
4. Measurement Level = Reading Level + Correct Factor.
5. Correct Factor = Antenna factor + Cable loss –Amplifier gain.
6. The average measurement was not performed when the peak measured data under the limit of average detection.
7. The emission levels of other frequencies are very lower than the limit and not show in test report.

Product	:	Intel® Tri-Band Wireless-AC 18265
Test Item	:	Harmonic Radiated Emission Data
Test Date	:	2017/06/09
Test Mode	:	Mode 1 SISO A: Transmit (802.11a-6Mbps)(5280MHz)

Frequency MHz	Correct Factor dB	Reading Level dBμV	Measurement Level dBμV/m	Margin dB	Limit dBμV/m
Horizontal					
Peak Detector:					
10560.000	-0.114	50.430	50.316	-23.684	74.000
Average Detector:					
--	--	--	--	--	54.000
Vertical					
Peak Detector:					
10560.000	0.438	51.420	51.858	-22.142	74.000
Average Detector:					
--	--	--	--	--	54.000

Note:

1. All Readings below 1GHz are Quasi-Peak, above 1GHz are performed with peak and/or average measurements as necessary.
2. Peak measurements: RBW = 1MHz, VBW = 3 MHz, Sweep: Auto.
3. Average measurements: RBW = 1MHz, VBW = 10 Hz, Sweep: Auto.
4. Measurement Level = Reading Level + Correct Factor.
5. Correct Factor = Antenna factor + Cable loss –Amplifier gain.
6. The average measurement was not performed when the peak measured data under the limit of average detection.
7. The emission levels of other frequencies are very lower than the limit and not show in test report.

Product	:	Intel® Tri-Band Wireless-AC 18265
Test Item	:	Harmonic Radiated Emission Data
Test Date	:	2017/06/09
Test Mode	:	Mode 1 SISO A: Transmit (802.11a-6Mbps)(5320MHz)

Frequency MHz	Correct Factor dB	Reading Level dBμV	Measurement Level dBμV/m	Margin dB	Limit dBμV/m
Horizontal					
Peak Detector:					
10640.000	0.316	51.410	51.726	-22.274	74.000
Average Detector:					
--	--	--	--	--	54.000
Vertical					
Peak Detector:					
10640.000	0.709	50.360	51.069	-22.931	74.000
Average Detector:					
--	--	--	--	--	54.000

Note:

1. All Readings below 1GHz are Quasi-Peak, above 1GHz are performed with peak and/or average measurements as necessary.
2. Peak measurements: RBW = 1MHz, VBW = 3 MHz, Sweep: Auto.
3. Average measurements: RBW = 1MHz, VBW = 10 Hz, Sweep: Auto.
4. Measurement Level = Reading Level + Correct Factor.
5. Correct Factor = Antenna factor + Cable loss –Amplifier gain.
6. The average measurement was not performed when the peak measured data under the limit of average detection.
7. The emission levels of other frequencies are very lower than the limit and not show in test report.

Product	:	Intel® Tri-Band Wireless-AC 18265
Test Item	:	Harmonic Radiated Emission Data
Test Date	:	2017/06/09
Test Mode	:	Mode 1 SISO A: Transmit (802.11a-6Mbps)(5500MHz)

Frequency MHz	Correct Factor dB	Reading Level dBμV	Measurement Level dBμV/m	Margin dB	Limit dBμV/m
Horizontal					
Peak Detector:					
11000.000	1.709	48.520	50.229	-23.771	74.000
Average Detector:					
--	--	--	--	--	54.000
Vertical					
Peak Detector:					
11000.000	2.442	50.410	52.851	-21.149	74.000
Average Detector:					
--	--	--	--	--	54.000

Note:

1. All Readings below 1GHz are Quasi-Peak, above 1GHz are performed with peak and/or average measurements as necessary.
2. Peak measurements: RBW = 1MHz, VBW = 3 MHz, Sweep: Auto.
3. Average measurements: RBW = 1MHz, VBW = 10 Hz, Sweep: Auto.
4. Measurement Level = Reading Level + Correct Factor.
5. Correct Factor = Antenna factor + Cable loss –Amplifier gain.
6. The average measurement was not performed when the peak measured data under the limit of average detection.
7. The emission levels of other frequencies are very lower than the limit and not show in test report.

Product	:	Intel® Tri-Band Wireless-AC 18265
Test Item	:	Harmonic Radiated Emission Data
Test Date	:	2017/06/09
Test Mode	:	Mode 1 SISO A: Transmit (802.11a-6Mbps)(5600MHz)

Frequency MHz	Correct Factor dB	Reading Level dBμV	Measurement Level dBμV/m	Margin dB	Limit dBμV/m
Horizontal					
Peak Detector:					
11200.000	2.286	50.420	52.706	-21.294	74.000
Average Detector:					
--	--	--	--	--	54.000
Vertical					
Peak Detector:					
11200.000	3.356	49.430	52.786	-21.214	74.000
Average Detector:					
--	--	--	--	--	54.000

Note:

1. All Readings below 1GHz are Quasi-Peak, above 1GHz are performed with peak and/or average measurements as necessary.
2. Peak measurements: RBW = 1MHz, VBW = 3 MHz, Sweep: Auto.
3. Average measurements: RBW = 1MHz, VBW = 10 Hz, Sweep: Auto.
4. Measurement Level = Reading Level + Correct Factor.
5. Correct Factor = Antenna factor + Cable loss –Amplifier gain.
6. The average measurement was not performed when the peak measured data under the limit of average detection.
7. The emission levels of other frequencies are very lower than the limit and not show in test report.

Product	:	Intel® Tri-Band Wireless-AC 18265
Test Item	:	Harmonic Radiated Emission Data
Test Date	:	2017/06/09
Test Mode	:	Mode 1 SISO A: Transmit (802.11a-6Mbps)(5700MHz)

Frequency MHz	Correct Factor dB	Reading Level dBμV	Measurement Level dBμV/m	Margin dB	Limit dBμV/m
Horizontal					
Peak Detector:					
11400.000	2.101	49.740	51.842	-22.158	74.000
Average Detector:					
--	--	--	--	--	54.000
Vertical					
Peak Detector:					
11400.000	2.709	49.630	52.339	-21.661	74.000
Average Detector:					
--	--	--	--	--	54.000

Note:

1. All Readings below 1GHz are Quasi-Peak, above 1GHz are performed with peak and/or average measurements as necessary.
2. Peak measurements: RBW = 1MHz, VBW = 3 MHz, Sweep: Auto.
3. Average measurements: RBW = 1MHz, VBW = 10 Hz, Sweep: Auto.
4. Measurement Level = Reading Level + Correct Factor.
5. Correct Factor = Antenna factor + Cable loss –Amplifier gain.
6. The average measurement was not performed when the peak measured data under the limit of average detection.
7. The emission levels of other frequencies are very lower than the limit and not show in test report.

Product	:	Intel® Tri-Band Wireless-AC 18265
Test Item	:	Harmonic Radiated Emission Data
Test Date	:	2017/06/09
Test Mode	:	Mode 1 SISO A: Transmit (802.11a-6Mbps)(5745MHz)

Frequency MHz	Correct Factor dB	Reading Level dBuV	Measurement Level dBuV/m	Margin dB	Limit dBuV/m
Horizontal Peak Detector:					
11490.000	2.672	50.410	53.082	-20.918	74.000
Average Detector:					
--	--	--	--	--	54.000
Vertical Peak Detector:					
11490.000	3.600	47.460	51.060	-22.940	74.000
Average Detector:					
--	--	--	--	--	54.000

Note:

1. All Readings below 1GHz are Quasi-Peak, above 1GHz are performed with peak and/or average measurements as necessary.
2. Peak measurements: RBW = 1MHz, VBW = 3 MHz, Sweep: Auto.
3. Average measurements: RBW = 1MHz, VBW = 10 Hz, Sweep: Auto.
4. Measurement Level = Reading Level + Correct Factor.
5. Correct Factor = Antenna factor + Cable loss –Amplifier gain.
6. The average measurement was not performed when the peak measured data under the limit of average detection.
7. The emission levels of other frequencies are very lower than the limit and not show in test report.

Product	:	Intel® Tri-Band Wireless-AC 18265
Test Item	:	Harmonic Radiated Emission Data
Test Date	:	2017/06/09
Test Mode	:	Mode 1 SISO A: Transmit (802.11a-6Mbps)(5785MHz)

Frequency MHz	Correct Factor dB	Reading Level dBuV	Measurement Level dBuV/m	Margin dB	Limit dBuV/m
Horizontal					
Peak Detector:					
11570.000	2.336	48.500	50.836	-23.164	74.000
Average Detector:					
--	--	--	--	--	54.000
Vertical					
Peak Detector:					
11570.000	3.225	49.630	52.854	-21.146	74.000
Average Detector:					
--	--	--	--	--	54.000

Note:

1. All Readings below 1GHz are Quasi-Peak, above 1GHz are performed with peak and/or average measurements as necessary.
2. Peak measurements: RBW = 1MHz, VBW = 3 MHz, Sweep: Auto.
3. Average measurements: RBW = 1MHz, VBW = 10 Hz, Sweep: Auto.
4. Measurement Level = Reading Level + Correct Factor.
5. Correct Factor = Antenna factor + Cable loss –Amplifier gain.
6. The average measurement was not performed when the peak measured data under the limit of average detection.
7. The emission levels of other frequencies are very lower than the limit and not show in test report.

Product	:	Intel® Tri-Band Wireless-AC 18265
Test Item	:	Harmonic Radiated Emission Data
Test Date	:	2017/06/09
Test Mode	:	Mode 1 SISO A: Transmit (802.11a-6Mbps)(5825MHz)

Frequency MHz	Correct Factor dB	Reading Level dBuV	Measurement Level dBuV/m	Margin dB	Limit dBuV/m
Horizontal					
Peak Detector:					
11650.000	1.608	48.630	50.239	-23.761	74.000
Average Detector:					
--	--	--	--	--	54.000
Vertical					
Peak Detector:					
11650.000	2.724	48.410	51.135	-22.865	74.000
Average Detector:					
--	--	--	--	--	54.000

Note:

1. All Readings below 1GHz are Quasi-Peak, above 1GHz are performed with peak and/or average measurements as necessary.
2. Peak measurements: RBW = 1MHz, VBW = 3 MHz, Sweep: Auto.
3. Average measurements: RBW = 1MHz, VBW = 10 Hz, Sweep: Auto.
4. Measurement Level = Reading Level + Correct Factor.
5. Correct Factor = Antenna factor + Cable loss –Amplifier gain.
6. The average measurement was not performed when the peak measured data under the limit of average detection.
7. The emission levels of other frequencies are very lower than the limit and not show in test report.

Product	:	Intel® Tri-Band Wireless-AC 18265
Test Item	:	Harmonic Radiated Emission Data
Test Date	:	2017/06/09
Test Mode	:	Mode 1 SISO A: Transmit (802.11n-20BW 7.2Mbps)(5180MHz)

Frequency MHz	Correct Factor dB	Reading Level dBμV	Measurement Level dBμV/m	Margin dB	Limit dBμV/m
Horizontal					
Peak Detector:					
10360.000	-2.181	49.630	47.449	-26.551	74.000
Average Detector:					
--	--	--	--	--	54.000
Vertical					
Peak Detector:					
10360.000	-1.387	50.710	49.323	-24.677	74.000
Average Detector:					
--	--	--	--	--	54.000

Note:

1. All Readings below 1GHz are Quasi-Peak, above 1GHz are performed with peak and/or average measurements as necessary.
2. Peak measurements: RBW = 1MHz, VBW = 3 MHz, Sweep: Auto.
3. Average measurements: RBW = 1MHz, VBW = 10 Hz, Sweep: Auto.
4. Measurement Level = Reading Level + Correct Factor.
5. Correct Factor = Antenna factor + Cable loss –Amplifier gain.
6. The average measurement was not performed when the peak measured data under the limit of average detection.
7. The emission levels of other frequencies are very lower than the limit and not show in test report.

Product	:	Intel® Tri-Band Wireless-AC 18265
Test Item	:	Harmonic Radiated Emission Data
Test Date	:	2017/06/09
Test Mode	:	Mode 1 SISO A: Transmit (802.11n-20BW 7.2Mbps)(5200MHz)

Frequency MHz	Correct Factor dB	Reading Level dBμV	Measurement Level dBμV/m	Margin dB	Limit dBμV/m
Horizontal					
Peak Detector:					
10400.000	-2.140	50.410	48.271	-25.729	74.000
Average Detector:					
--	--	--	--	--	54.000
Vertical					
Peak Detector:					
10400.000	-1.222	49.320	48.099	-25.901	74.000
Average Detector:					
--	--	--	--	--	54.000

Note:

1. All Readings below 1GHz are Quasi-Peak, above 1GHz are performed with peak and/or average measurements as necessary.
2. Peak measurements: RBW = 1MHz, VBW = 3 MHz, Sweep: Auto.
3. Average measurements: RBW = 1MHz, VBW = 10 Hz, Sweep: Auto.
4. Measurement Level = Reading Level + Correct Factor.
5. Correct Factor = Antenna factor + Cable loss –Amplifier gain.
6. The average measurement was not performed when the peak measured data under the limit of average detection.
7. The emission levels of other frequencies are very lower than the limit and not show in test report.

Product	:	Intel® Tri-Band Wireless-AC 18265
Test Item	:	Harmonic Radiated Emission Data
Test Date	:	2017/06/09
Test Mode	:	Mode 1 SISO A: Transmit (802.11n-20BW 7.2Mbps)(5240MHz)

Frequency MHz	Correct Factor dB	Reading Level dBμV	Measurement Level dBμV/m	Margin dB	Limit dBμV/m
Horizontal					
Peak Detector:					
10480.000	-1.075	50.410	49.336	-24.664	74.000
Average Detector:					
--	--	--	--	--	54.000
Vertical					
Peak Detector:					
10480.000	-0.148	49.300	49.153	-24.847	74.000
Average Detector:					
--	--	--	--	--	54.000

Note:

1. All Readings below 1GHz are Quasi-Peak, above 1GHz are performed with peak and/or average measurements as necessary.
2. Peak measurements: RBW = 1MHz, VBW = 3 MHz, Sweep: Auto.
3. Average measurements: RBW = 1MHz, VBW = 10 Hz, Sweep: Auto.
4. Measurement Level = Reading Level + Correct Factor.
5. Correct Factor = Antenna factor + Cable loss –Amplifier gain.
6. The average measurement was not performed when the peak measured data under the limit of average detection.
7. The emission levels of other frequencies are very lower than the limit and not show in test report.

Product	:	Intel® Tri-Band Wireless-AC 18265
Test Item	:	Harmonic Radiated Emission Data
Test Date	:	2017/06/09
Test Mode	:	Mode 1 SISO A: Transmit (802.11n-20BW 7.2Mbps)(5260MHz)

Frequency MHz	Correct Factor dB	Reading Level dBμV	Measurement Level dBμV/m	Margin dB	Limit dBμV/m
Horizontal					
Peak Detector:					
10520.000	-0.575	52.050	51.475	-22.525	74.000
Average Detector:					
--	--	--	--	--	54.000
Vertical					
Peak Detector:					
10520.000	0.228	50.460	50.688	-23.312	74.000
Average Detector:					
--	--	--	--	--	54.000

Note:

1. All Readings below 1GHz are Quasi-Peak, above 1GHz are performed with peak and/or average measurements as necessary.
2. Peak measurements: RBW = 1MHz, VBW = 3 MHz, Sweep: Auto.
3. Average measurements: RBW = 1MHz, VBW = 10 Hz, Sweep: Auto.
4. Measurement Level = Reading Level + Correct Factor.
5. Correct Factor = Antenna factor + Cable loss –Amplifier gain.
6. The average measurement was not performed when the peak measured data under the limit of average detection.
7. The emission levels of other frequencies are very lower than the limit and not show in test report.

Product	:	Intel® Tri-Band Wireless-AC 18265
Test Item	:	Harmonic Radiated Emission Data
Test Date	:	2017/06/09
Test Mode	:	Mode 1 SISO A: Transmit (802.11n-20BW 7.2Mbps)(5280MHz)

Frequency MHz	Correct Factor dB	Reading Level dBμV	Measurement Level dBμV/m	Margin dB	Limit dBμV/m
Horizontal					
Peak Detector:					
10560.000	-0.114	50.420	50.306	-23.694	74.000
Average Detector:					
--	--	--	--	--	54.000
Vertical					
Peak Detector:					
10560.000	0.438	50.320	50.758	-23.242	74.000
Average Detector:					
--	--	--	--	--	54.000

Note:

1. All Readings below 1GHz are Quasi-Peak, above 1GHz are performed with peak and/or average measurements as necessary.
2. Peak measurements: RBW = 1MHz, VBW = 3 MHz, Sweep: Auto.
3. Average measurements: RBW = 1MHz, VBW = 10 Hz, Sweep: Auto.
4. Measurement Level = Reading Level + Correct Factor.
5. Correct Factor = Antenna factor + Cable loss –Amplifier gain.
6. The average measurement was not performed when the peak measured data under the limit of average detection.
7. The emission levels of other frequencies are very lower than the limit and not show in test report.

Product	:	Intel® Tri-Band Wireless-AC 18265
Test Item	:	Harmonic Radiated Emission Data
Test Date	:	2017/06/09
Test Mode	:	Mode 1 SISO A: Transmit (802.11n-20BW 7.2Mbps)(5320MHz)

Frequency MHz	Correct Factor dB	Reading Level dBμV	Measurement Level dBμV/m	Margin dB	Limit dBμV/m
Horizontal					
Peak Detector:					
10640.000	0.316	48.410	48.726	-25.274	74.000
Average Detector:					
--	--	--	--	--	54.000
Vertical					
Peak Detector:					
10640.000	0.709	49.230	49.939	-24.061	74.000
Average Detector:					
--	--	--	--	--	54.000

Note:

1. All Readings below 1GHz are Quasi-Peak, above 1GHz are performed with peak and/or average measurements as necessary.
2. Peak measurements: RBW = 1MHz, VBW = 3 MHz, Sweep: Auto.
3. Average measurements: RBW = 1MHz, VBW = 10 Hz, Sweep: Auto.
4. Measurement Level = Reading Level + Correct Factor.
5. Correct Factor = Antenna factor + Cable loss –Amplifier gain.
6. The average measurement was not performed when the peak measured data under the limit of average detection.
7. The emission levels of other frequencies are very lower than the limit and not show in test report.

Product	:	Intel® Tri-Band Wireless-AC 18265
Test Item	:	Harmonic Radiated Emission Data
Test Date	:	2017/06/09
Test Mode	:	Mode 1 SISO A: Transmit (802.11n-20BW 7.2Mbps)(5500MHz)

Frequency MHz	Correct Factor dB	Reading Level dBμV	Measurement Level dBμV/m	Margin dB	Limit dBμV/m
Horizontal					
Peak Detector:					
11000.000	1.709	48.710	50.419	-23.581	74.000
Average Detector:					
--	--	--	--	--	54.000
Vertical					
Peak Detector:					
11000.000	2.442	49.080	51.521	-22.479	74.000
Average Detector:					
--	--	--	--	--	54.000

Note:

1. All Readings below 1GHz are Quasi-Peak, above 1GHz are performed with peak and/or average measurements as necessary.
2. Peak measurements: RBW = 1MHz, VBW = 3 MHz, Sweep: Auto.
3. Average measurements: RBW = 1MHz, VBW = 10 Hz, Sweep: Auto.
4. Measurement Level = Reading Level + Correct Factor.
5. Correct Factor = Antenna factor + Cable loss –Amplifier gain.
6. The average measurement was not performed when the peak measured data under the limit of average detection.
7. The emission levels of other frequencies are very lower than the limit and not show in test report.

Product	:	Intel® Tri-Band Wireless-AC 18265
Test Item	:	Harmonic Radiated Emission Data
Test Date	:	2017/06/09
Test Mode	:	Mode 1 SISO A: Transmit (802.11n-20BW 7.2Mbps)(5600MHz)

Frequency MHz	Correct Factor dB	Reading Level dBμV	Measurement Level dBμV/m	Margin dB	Limit dBμV/m
Horizontal					
Peak Detector:					
11200.000	2.286	49.010	51.296	-22.704	74.000
Average Detector:					
--	--	--	--	--	54.000
Vertical					
Peak Detector:					
11200.000	3.356	48.050	51.406	-22.594	74.000
Average Detector:					
--	--	--	--	--	54.000

Note:

1. All Readings below 1GHz are Quasi-Peak, above 1GHz are performed with peak and/or average measurements as necessary.
2. Peak measurements: RBW = 1MHz, VBW = 3 MHz, Sweep: Auto.
3. Average measurements: RBW = 1MHz, VBW = 10 Hz, Sweep: Auto.
4. Measurement Level = Reading Level + Correct Factor.
5. Correct Factor = Antenna factor + Cable loss –Amplifier gain.
6. The average measurement was not performed when the peak measured data under the limit of average detection.
7. The emission levels of other frequencies are very lower than the limit and not show in test report.

Product	:	Intel® Tri-Band Wireless-AC 18265
Test Item	:	Harmonic Radiated Emission Data
Test Date	:	2017/06/09
Test Mode	:	Mode 1 SISO A: Transmit (802.11n-20BW 7.2Mbps)(5700MHz)

Frequency MHz	Correct Factor dB	Reading Level dBμV	Measurement Level dBμV/m	Margin dB	Limit dBμV/m
Horizontal					
Peak Detector:					
11400.000	2.101	50.240	52.342	-21.658	74.000
Average Detector:					
--	--	--	--	--	54.000
Vertical					
Peak Detector:					
11400.000	2.709	48.350	51.059	-22.941	74.000
Average Detector:					
--	--	--	--	--	54.000

Note:

1. All Readings below 1GHz are Quasi-Peak, above 1GHz are performed with peak and/or average measurements as necessary.
2. Peak measurements: RBW = 1MHz, VBW = 3 MHz, Sweep: Auto.
3. Average measurements: RBW = 1MHz, VBW = 10 Hz, Sweep: Auto.
4. Measurement Level = Reading Level + Correct Factor.
5. Correct Factor = Antenna factor + Cable loss –Amplifier gain.
6. The average measurement was not performed when the peak measured data under the limit of average detection.
7. The emission levels of other frequencies are very lower than the limit and not show in test report.

Product	:	Intel® Tri-Band Wireless-AC 18265
Test Item	:	Harmonic Radiated Emission Data
Test Date	:	2017/06/09
Test Mode	:	Mode 1 SISO A: Transmit (802.11n-20BW 7.2Mbps)(5745MHz)

Frequency MHz	Correct Factor dB	Reading Level dBuV	Measurement Level dBuV/m	Margin dB	Limit dBuV/m
Horizontal Peak Detector:					
11490.000	2.672	48.170	50.842	-23.158	74.000
Average Detector:					
--	--	--	--	--	54.000
Vertical Peak Detector:					
11490.000	3.600	48.570	52.170	-21.830	74.000
Average Detector:					
--	--	--	--	--	54.000

Note:

1. All Readings below 1GHz are Quasi-Peak, above 1GHz are performed with peak and/or average measurements as necessary.
2. Peak measurements: RBW = 1MHz, VBW = 3 MHz, Sweep: Auto.
3. Average measurements: RBW = 1MHz, VBW = 10 Hz, Sweep: Auto.
4. Measurement Level = Reading Level + Correct Factor.
5. Correct Factor = Antenna factor + Cable loss –Amplifier gain.
6. The average measurement was not performed when the peak measured data under the limit of average detection.
7. The emission levels of other frequencies are very lower than the limit and not show in test report.

Product	:	Intel® Tri-Band Wireless-AC 18265
Test Item	:	Harmonic Radiated Emission Data
Test Date	:	2017/06/09
Test Mode	:	Mode 1 SISO A: Transmit (802.11n-20BW 7.2Mbps)(5785MHz)

Frequency MHz	Correct Factor dB	Reading Level dBuV	Measurement Level dBuV/m	Margin dB	Limit dBuV/m
Horizontal					
Peak Detector:					
11570.000	2.336	48.310	50.646	-23.354	74.000
Average Detector:					
--	--	--	--	--	54.000
Vertical					
Peak Detector:					
11570.000	3.225	48.410	51.634	-22.366	74.000
Average Detector:					
--	--	--	--	--	54.000

Note:

1. All Readings below 1GHz are Quasi-Peak, above 1GHz are performed with peak and/or average measurements as necessary.
2. Peak measurements: RBW = 1MHz, VBW = 3 MHz, Sweep: Auto.
3. Average measurements: RBW = 1MHz, VBW = 10 Hz, Sweep: Auto.
4. Measurement Level = Reading Level + Correct Factor.
5. Correct Factor = Antenna factor + Cable loss –Amplifier gain.
6. The average measurement was not performed when the peak measured data under the limit of average detection.
7. The emission levels of other frequencies are very lower than the limit and not show in test report.

Product	:	Intel® Tri-Band Wireless-AC 18265
Test Item	:	Harmonic Radiated Emission Data
Test Date	:	2017/06/09
Test Mode	:	Mode 1 SISO A: Transmit (802.11n-20BW 7.2Mbps)(5825MHz)

Frequency MHz	Correct Factor dB	Reading Level dBuV	Measurement Level dBuV/m	Margin dB	Limit dBuV/m
Horizontal Peak Detector:					
11650.000	1.608	48.920	50.529	-23.471	74.000
Average Detector:					
--	--	--	--	--	54.000
Vertical Peak Detector:					
11650.000	2.724	48.810	51.535	-22.465	74.000
Average Detector:					
--	--	--	--	--	54.000

Note:

1. All Readings below 1GHz are Quasi-Peak, above 1GHz are performed with peak and/or average measurements as necessary.
2. Peak measurements: RBW = 1MHz, VBW = 3 MHz, Sweep: Auto.
3. Average measurements: RBW = 1MHz, VBW = 10 Hz, Sweep: Auto.
4. Measurement Level = Reading Level + Correct Factor.
5. Correct Factor = Antenna factor + Cable loss –Amplifier gain.
6. The average measurement was not performed when the peak measured data under the limit of average detection.
7. The emission levels of other frequencies are very lower than the limit and not show in test report.

Product	:	Intel® Tri-Band Wireless-AC 18265
Test Item	:	Harmonic Radiated Emission Data
Test Date	:	2017/06/09
Test Mode	:	Mode 1 SISO A: Transmit (802.11n-40BW 15Mbps)(5190MHz)

Frequency MHz	Correct Factor dB	Reading Level dBμV	Measurement Level dBμV/m	Margin dB	Limit dBμV/m
Horizontal					
Peak Detector:					
10380.000	-2.167	48.510	46.343	-27.657	74.000
Average Detector:					
--	--	--	--	--	54.000
Vertical					
Peak Detector:					
10380.000	-1.310	48.920	47.610	-26.390	74.000
Average Detector:					
--	--	--	--	--	54.000

Note:

1. All Readings below 1GHz are Quasi-Peak, above 1GHz are performed with peak and/or average measurements as necessary.
2. Peak measurements: RBW = 1MHz, VBW = 3 MHz, Sweep: Auto.
3. Average measurements: RBW = 1MHz, VBW = 10 Hz, Sweep: Auto.
4. Measurement Level = Reading Level + Correct Factor.
5. Correct Factor = Antenna factor + Cable loss –Amplifier gain.
6. The average measurement was not performed when the peak measured data under the limit of average detection.
7. The emission levels of other frequencies are very lower than the limit and not show in test report.

Product	:	Intel® Tri-Band Wireless-AC 18265
Test Item	:	Harmonic Radiated Emission Data
Test Date	:	2017/06/09
Test Mode	:	Mode 1 SISO A: Transmit (802.11n-40BW 15Mbps)(5230MHz)

Frequency MHz	Correct Factor dB	Reading Level dBμV	Measurement Level dBμV/m	Margin dB	Limit dBμV/m
Horizontal					
Peak Detector:					
10460.000	-1.343	48.920	47.576	-26.424	74.000
Average Detector:					
--	--	--	--	--	54.000
Vertical					
Peak Detector:					
10460.000	-0.418	48.720	48.301	-25.699	74.000
Average Detector:					
--	--	--	--	--	54.000

Note:

1. All Readings below 1GHz are Quasi-Peak, above 1GHz are performed with peak and/or average measurements as necessary.
2. Peak measurements: RBW = 1MHz, VBW = 3 MHz, Sweep: Auto.
3. Average measurements: RBW = 1MHz, VBW = 10 Hz, Sweep: Auto.
4. Measurement Level = Reading Level + Correct Factor.
5. Correct Factor = Antenna factor + Cable loss –Amplifier gain.
6. The average measurement was not performed when the peak measured data under the limit of average detection.
7. The emission levels of other frequencies are very lower than the limit and not show in test report.

Product	:	Intel® Tri-Band Wireless-AC 18265
Test Item	:	Harmonic Radiated Emission Data
Test Date	:	2017/06/09
Test Mode	:	Mode 1 SISO A: Transmit (802.11n-40BW 15Mbps)(5270MHz)

Frequency MHz	Correct Factor dB	Reading Level dBμV	Measurement Level dBμV/m	Margin dB	Limit dBμV/m
Horizontal					
Peak Detector:					
10540.000	-0.344	50.240	49.896	-24.104	74.000
Average Detector:					
--	--	--	--	--	54.000
Vertical					
Peak Detector:					
10540.000	0.334	50.410	50.744	-23.256	74.000
Average Detector:					
--	--	--	--	--	54.000

Note:

1. All Readings below 1GHz are Quasi-Peak, above 1GHz are performed with peak and/or average measurements as necessary.
2. Peak measurements: RBW = 1MHz, VBW = 3 MHz, Sweep: Auto.
3. Average measurements: RBW = 1MHz, VBW = 10 Hz, Sweep: Auto.
4. Measurement Level = Reading Level + Correct Factor.
5. Correct Factor = Antenna factor + Cable loss –Amplifier gain.
6. The average measurement was not performed when the peak measured data under the limit of average detection.
7. The emission levels of other frequencies are very lower than the limit and not show in test report.

Product	:	Intel® Tri-Band Wireless-AC 18265
Test Item	:	Harmonic Radiated Emission Data
Test Date	:	2017/06/09
Test Mode	:	Mode 1 SISO A: Transmit (802.11n-40BW 15Mbps)(5310MHz)

Frequency MHz	Correct Factor dB	Reading Level dBμV	Measurement Level dBμV/m	Margin dB	Limit dBμV/m
Horizontal					
Peak Detector:					
10620.000	0.331	48.640	48.971	-25.029	74.000
Average Detector:					
--	--	--	--	--	54.000
Vertical					
Peak Detector:					
10620.000	0.678	50.420	51.098	-22.902	74.000
Average Detector:					
--	--	--	--	--	54.000

Note:

1. All Readings below 1GHz are Quasi-Peak, above 1GHz are performed with peak and/or average measurements as necessary.
2. Peak measurements: RBW = 1MHz, VBW = 3 MHz, Sweep: Auto.
3. Average measurements: RBW = 1MHz, VBW = 10 Hz, Sweep: Auto.
4. Measurement Level = Reading Level + Correct Factor.
5. Correct Factor = Antenna factor + Cable loss –Amplifier gain.
6. The average measurement was not performed when the peak measured data under the limit of average detection.
7. The emission levels of other frequencies are very lower than the limit and not show in test report.

Product	:	Intel® Tri-Band Wireless-AC 18265
Test Item	:	Harmonic Radiated Emission Data
Test Date	:	2017/06/09
Test Mode	:	Mode 1 SISO A: Transmit (802.11n-40BW 15Mbps)(5510MHz)

Frequency MHz	Correct Factor dB	Reading Level dBμV	Measurement Level dBμV/m	Margin dB	Limit dBμV/m
Horizontal					
Peak Detector:					
11020.000	1.816	50.270	52.085	-21.915	74.000
Average Detector:					
--	--	--	--	--	54.000
Vertical					
Peak Detector:					
11020.000	2.566	48.340	50.906	-23.094	74.000
Average Detector:					
--	--	--	--	--	54.000

Note:

1. All Readings below 1GHz are Quasi-Peak, above 1GHz are performed with peak and/or average measurements as necessary.
2. Peak measurements: RBW = 1MHz, VBW = 3 MHz, Sweep: Auto.
3. Average measurements: RBW = 1MHz, VBW = 10 Hz, Sweep: Auto.
4. Measurement Level = Reading Level + Correct Factor.
5. Correct Factor = Antenna factor + Cable loss –Amplifier gain.
6. The average measurement was not performed when the peak measured data under the limit of average detection.
7. The emission levels of other frequencies are very lower than the limit and not show in test report.

Product	:	Intel® Tri-Band Wireless-AC 18265
Test Item	:	Harmonic Radiated Emission Data
Test Date	:	2017/06/09
Test Mode	:	Mode 1 SISO A: Transmit (802.11n-40BW 15Mbps)(5590MHz)

Frequency MHz	Correct Factor dB	Reading Level dBμV	Measurement Level dBμV/m	Margin dB	Limit dBμV/m
Horizontal					
Peak Detector:					
11180.000	2.255	48.110	50.365	-23.635	74.000
Average Detector:					
--	--	--	--	--	54.000
Vertical					
Peak Detector:					
11180.000	3.279	48.270	51.549	-22.451	74.000
Average Detector:					
--	--	--	--	--	54.000

Note:

1. All Readings below 1GHz are Quasi-Peak, above 1GHz are performed with peak and/or average measurements as necessary.
2. Peak measurements: RBW = 1MHz, VBW = 3 MHz, Sweep: Auto.
3. Average measurements: RBW = 1MHz, VBW = 10 Hz, Sweep: Auto.
4. Measurement Level = Reading Level + Correct Factor.
5. Correct Factor = Antenna factor + Cable loss –Amplifier gain.
6. The average measurement was not performed when the peak measured data under the limit of average detection.
7. The emission levels of other frequencies are very lower than the limit and not show in test report.

Product	:	Intel® Tri-Band Wireless-AC 18265
Test Item	:	Harmonic Radiated Emission Data
Test Date	:	2017/06/09
Test Mode	:	Mode 1 SISO A: Transmit (802.11n-40BW 15Mbps)(5670MHz)

Frequency MHz	Correct Factor dB	Reading Level dBμV	Measurement Level dBμV/m	Margin dB	Limit dBμV/m
Horizontal					
Peak Detector:					
11340.000	1.996	48.350	50.345	-23.655	74.000
Average Detector:					
--	--	--	--	--	54.000
Vertical					
Peak Detector:					
11340.000	2.755	48.310	51.065	-22.935	74.000
Average Detector:					
--	--	--	--	--	54.000

Note:

1. All Readings below 1GHz are Quasi-Peak, above 1GHz are performed with peak and/or average measurements as necessary.
2. Peak measurements: RBW = 1MHz, VBW = 3 MHz, Sweep: Auto.
3. Average measurements: RBW = 1MHz, VBW = 10 Hz, Sweep: Auto.
4. Measurement Level = Reading Level + Correct Factor.
5. Correct Factor = Antenna factor + Cable loss –Amplifier gain.
6. The average measurement was not performed when the peak measured data under the limit of average detection.
7. The emission levels of other frequencies are very lower than the limit and not show in test report.

Product	:	Intel® Tri-Band Wireless-AC 18265
Test Item	:	Harmonic Radiated Emission Data
Test Date	:	2017/06/09
Test Mode	:	Mode 1 SISO A: Transmit (802.11n-40BW 15Mbps)(5755MHz)

Frequency MHz	Correct Factor dB	Reading Level dBuV	Measurement Level dBuV/m	Margin dB	Limit dBuV/m
Horizontal					
Peak Detector:					
11510.000	2.683	48.630	51.313	-22.687	74.000
Average Detector:					
--	--	--	--	--	54.000
Vertical					
Peak Detector:					
11510.000	3.640	48.710	52.350	-21.650	74.000
Average Detector:					
--	--	--	--	--	54.000

Note:

1. All Readings below 1GHz are Quasi-Peak, above 1GHz are performed with peak and/or average measurements as necessary.
2. Peak measurements: RBW = 1MHz, VBW = 3 MHz, Sweep: Auto.
3. Average measurements: RBW = 1MHz, VBW = 10 Hz, Sweep: Auto.
4. Measurement Level = Reading Level + Correct Factor.
5. Correct Factor = Antenna factor + Cable loss –Amplifier gain.
6. The average measurement was not performed when the peak measured data under the limit of average detection.
7. The emission levels of other frequencies are very lower than the limit and not show in test report.

Product	:	Intel® Tri-Band Wireless-AC 18265
Test Item	:	Harmonic Radiated Emission Data
Test Date	:	2017/06/09
Test Mode	:	Mode 1 SISO A: Transmit (802.11n-40BW 15Mbps)(5795MHz)

Frequency MHz	Correct Factor dB	Reading Level dBuV	Measurement Level dBuV/m	Margin dB	Limit dBuV/m
Horizontal					
Peak Detector:					
11590.000	2.216	50.290	52.506	-21.494	74.000
Average Detector:					
--	--	--	--	--	54.000
Vertical					
Peak Detector:					
11590.000	3.082	48.560	51.642	-22.358	74.000
Average Detector:					
--	--	--	--	--	54.000

Note:

1. All Readings below 1GHz are Quasi-Peak, above 1GHz are performed with peak and/or average measurements as necessary.
2. Peak measurements: RBW = 1MHz, VBW = 3 MHz, Sweep: Auto.
3. Average measurements: RBW = 1MHz, VBW = 10 Hz, Sweep: Auto.
4. Measurement Level = Reading Level + Correct Factor.
5. Correct Factor = Antenna factor + Cable loss –Amplifier gain.
6. The average measurement was not performed when the peak measured data under the limit of average detection.
7. The emission levels of other frequencies are very lower than the limit and not show in test report.

Product	:	Intel® Tri-Band Wireless-AC 18265
Test Item	:	Harmonic Radiated Emission Data
Test Date	:	2017/06/09
Test Mode	:	Mode 1 SISO A: Transmit (802.11ac-20BW-7.2Mbps)(5720MHz)

Frequency MHz	Correct Factor dB	Reading Level dBuV	Measurement Level dBuV/m	Margin dB	Limit dBuV/m
Horizontal Peak Detector:					
11440.000	2.347	48.790	51.137	-22.863	74.000
Average Detector:					
--	--	--	--	--	54.000
Vertical Peak Detector:					
11440.000	3.087	48.530	51.617	-22.383	74.000
Average Detector:					
--	--	--	--	--	54.000

Note:

1. All Readings below 1GHz are Quasi-Peak, above 1GHz are performed with peak and/or average measurements as necessary.
2. Peak measurements: RBW = 1MHz, VBW = 3 MHz, Sweep: Auto.
3. Average measurements: RBW = 1MHz, VBW = 10 Hz, Sweep: Auto.
4. Measurement Level = Reading Level + Correct Factor.
5. Correct Factor = Antenna factor + Cable loss –Amplifier gain.
6. The average measurement was not performed when the peak measured data under the limit of average detection.
7. The emission levels of other frequencies are very lower than the limit and not show in test report.

Product	:	Intel® Tri-Band Wireless-AC 18265
Test Item	:	Harmonic Radiated Emission Data
Test Date	:	2017/06/09
Test Mode	:	Mode 1 SISO A: Transmit (802.11ac-40BW-15Mbps)(5710MHz)

Frequency MHz	Correct Factor dB	Reading Level dBuV	Measurement Level dBuV/m	Margin dB	Limit dBuV/m
Horizontal					
Peak Detector:					
11420.000	2.217	50.290	52.506	-21.494	74.000
Average Detector:					
--	--	--	--	--	54.000
Vertical					
Peak Detector:					
11420.000	2.880	48.140	51.020	-22.980	74.000
Average Detector:					
--	--	--	--	--	54.000

Note:

1. All Readings below 1GHz are Quasi-Peak, above 1GHz are performed with peak and/or average measurements as necessary.
2. Peak measurements: RBW = 1MHz, VBW = 3 MHz, Sweep: Auto.
3. Average measurements: RBW = 1MHz, VBW = 10 Hz, Sweep: Auto.
4. Measurement Level = Reading Level + Correct Factor.
5. Correct Factor = Antenna factor + Cable loss –Amplifier gain.
6. The average measurement was not performed when the peak measured data under the limit of average detection.
7. The emission levels of other frequencies are very lower than the limit and not show in test report.

Product	:	Intel® Tri-Band Wireless-AC 18265
Test Item	:	Harmonic Radiated Emission Data
Test Date	:	2017/06/09
Test Mode	:	Mode 1 SISO A: Transmit (802.11ac-80BW-32.5Mbps)(5210MHz)

Frequency MHz	Correct Factor dB	Reading Level dBuV	Measurement Level dBuV/m	Margin dB	Limit dBuV/m
Horizontal Peak Detector:					
10420.000	-1.883	49.320	47.436	-26.564	74.000
Average Detector:					
--	--	--	--	--	54.000
Vertical Peak Detector:					
10420.000	-0.961	48.270	47.308	-26.692	74.000
Average Detector:					
--	--	--	--	--	54.000

Note:

1. All Readings below 1GHz are Quasi-Peak, above 1GHz are performed with peak and/or average measurements as necessary.
2. Peak measurements: RBW = 1MHz, VBW = 3 MHz, Sweep: Auto.
3. Average measurements: RBW = 1MHz, VBW = 10 Hz, Sweep: Auto.
4. Measurement Level = Reading Level + Correct Factor.
5. Correct Factor = Antenna factor + Cable loss –Amplifier gain.
6. The average measurement was not performed when the peak measured data under the limit of average detection.
7. The emission levels of other frequencies are very lower than the limit and not show in test report.

Product	:	Intel® Tri-Band Wireless-AC 18265
Test Item	:	Harmonic Radiated Emission Data
Test Date	:	2017/06/09
Test Mode	:	Mode 1 SISO A: Transmit (802.11ac-80BW-32.5Mbps)(5290MHz)

Frequency MHz	Correct Factor dB	Reading Level dBuV	Measurement Level dBuV/m	Margin dB	Limit dBuV/m
Horizontal					
Peak Detector:					
10580.000	0.118	48.270	48.388	-25.612	74.000
Average Detector:					
--	--	--	--	--	54.000
Vertical					
Peak Detector:					
10580.000	0.544	48.310	48.854	-25.146	74.000
Average Detector:					
--	--	--	--	--	54.000

Note:

1. All Readings below 1GHz are Quasi-Peak, above 1GHz are performed with peak and/or average measurements as necessary.
2. Peak measurements: RBW = 1MHz, VBW = 3 MHz, Sweep: Auto.
3. Average measurements: RBW = 1MHz, VBW = 10 Hz, Sweep: Auto.
4. Measurement Level = Reading Level + Correct Factor.
5. Correct Factor = Antenna factor + Cable loss –Amplifier gain.
6. The average measurement was not performed when the peak measured data under the limit of average detection.
7. The emission levels of other frequencies are very lower than the limit and not show in test report.

Product	:	Intel® Tri-Band Wireless-AC 18265
Test Item	:	Harmonic Radiated Emission Data
Test Date	:	2017/06/09
Test Mode	:	Mode 1 SISO A: Transmit (802.11ac-80BW-32.5Mbps)(5530MHz)

Frequency MHz	Correct Factor dB	Reading Level dBuV	Measurement Level dBuV/m	Margin dB	Limit dBuV/m
Horizontal					
Peak Detector:					
11060.000	1.986	50.920	52.906	-21.094	74.000
Average Detector:					
--	--	--	--	--	54.000
Vertical					
Peak Detector:					
11060.000	2.781	48.370	51.151	-22.849	74.000
Average Detector:					
--	--	--	--	--	54.000

Note:

1. All Readings below 1GHz are Quasi-Peak, above 1GHz are performed with peak and/or average measurements as necessary.
2. Peak measurements: RBW = 1MHz, VBW = 3 MHz, Sweep: Auto.
3. Average measurements: RBW = 1MHz, VBW = 10 Hz, Sweep: Auto.
4. Measurement Level = Reading Level + Correct Factor.
5. Correct Factor = Antenna factor + Cable loss –Amplifier gain.
6. The average measurement was not performed when the peak measured data under the limit of average detection.
7. The emission levels of other frequencies are very lower than the limit and not show in test report.

Product	:	Intel® Tri-Band Wireless-AC 18265
Test Item	:	Harmonic Radiated Emission Data
Test Date	:	2017/06/09
Test Mode	:	Mode 1 SISO A: Transmit (802.11ac-80BW-32.5Mbps)(5610MHz)

Frequency MHz	Correct Factor dB	Reading Level dBuV	Measurement Level dBuV/m	Margin dB	Limit dBuV/m
Horizontal					
Peak Detector:					
11220.000	2.213	47.410	49.624	-24.376	74.000
Average Detector:					
--	--	--	--	--	54.000
Vertical					
Peak Detector:					
11220.000	3.244	48.630	51.874	-22.126	74.000
Average Detector:					
--	--	--	--	--	54.000

Note:

1. All Readings below 1GHz are Quasi-Peak, above 1GHz are performed with peak and/or average measurements as necessary.
2. Peak measurements: RBW = 1MHz, VBW = 3 MHz, Sweep: Auto.
3. Average measurements: RBW = 1MHz, VBW = 10 Hz, Sweep: Auto.
4. Measurement Level = Reading Level + Correct Factor.
5. Correct Factor = Antenna factor + Cable loss –Amplifier gain.
6. The average measurement was not performed when the peak measured data under the limit of average detection.
7. The emission levels of other frequencies are very lower than the limit and not show in test report.

Product	:	Intel® Tri-Band Wireless-AC 18265
Test Item	:	Harmonic Radiated Emission Data
Test Date	:	2017/06/09
Test Mode	:	Mode 1 SISO A: Transmit (802.11ac-80BW-32.5Mbps)(5690MHz)

Frequency MHz	Correct Factor dB	Reading Level dBuV	Measurement Level dBuV/m	Margin dB	Limit dBuV/m
Horizontal					
Peak Detector:					
11380.000	2.056	48.250	50.307	-23.693	74.000
Average Detector:					
--	--	--	--	--	54.000
Vertical					
Peak Detector:					
11380.000	2.701	48.630	51.332	-22.668	74.000
Average Detector:					
--	--	--	--	--	54.000

Note:

1. All Readings below 1GHz are Quasi-Peak, above 1GHz are performed with peak and/or average measurements as necessary.
2. Peak measurements: RBW = 1MHz, VBW = 3 MHz, Sweep: Auto.
3. Average measurements: RBW = 1MHz, VBW = 10 Hz, Sweep: Auto.
4. Measurement Level = Reading Level + Correct Factor.
5. Correct Factor = Antenna factor + Cable loss –Amplifier gain.
6. The average measurement was not performed when the peak measured data under the limit of average detection.
7. The emission levels of other frequencies are very lower than the limit and not show in test report.

Product : Intel® Tri-Band Wireless-AC 18265
Test Item : Harmonic Radiated Emission Data
Test Date : 2017/06/09
Test Mode : Mode 1 SISO A: Transmit (802.11ac-80BW-32.5Mbps)(5775MHz)

Frequency MHz	Correct Factor dB	Reading Level dBuV	Measurement Level dBuV/m	Margin dB	Limit dBuV/m
Horizontal					
Peak Detector:					
11550.000	2.451	48.740	51.191	-22.809	74.000
Average Detector:					
--	--	--	--	--	54.000
Vertical					
Peak Detector:					
11550.000	3.363	49.520	52.883	-21.117	74.000
Average Detector:					
--	--	--	--	--	54.000

Note:

1. All Readings below 1GHz are Quasi-Peak, above 1GHz are performed with peak and/or average measurements as necessary.
2. Peak measurements: RBW = 1MHz, VBW = 3 MHz, Sweep: Auto.
3. Average measurements: RBW = 1MHz, VBW = 10 Hz, Sweep: Auto.
4. Measurement Level = Reading Level + Correct Factor.
5. Correct Factor = Antenna factor + Cable loss –Amplifier gain.
6. The average measurement was not performed when the peak measured data under the limit of average detection.
7. The emission levels of other frequencies are very lower than the limit and not show in test report.

Product	:	Intel® Tri-Band Wireless-AC 18265
Test Item	:	Harmonic Radiated Emission Data
Test Date	:	2017/06/09
Test Mode	:	Mode 2 SISO B: Transmit (802.11a-6Mbps)(5180MHz)

Frequency MHz	Correct Factor dB	Reading Level dBμV	Measurement Level dBμV/m	Margin dB	Limit dBμV/m
Horizontal					
Peak Detector:					
10360.000	-2.181	48.520	46.339	-27.661	74.000
Average Detector:					
--	--	--	--	--	54.000
Vertical					
Peak Detector:					
10360.000	-1.387	46.920	45.533	-28.467	74.000
Average Detector:					
--	--	--	--	--	54.000

Note:

1. All Readings below 1GHz are Quasi-Peak, above 1GHz are performed with peak and/or average measurements as necessary.
2. Peak measurements: RBW = 1MHz, VBW = 3 MHz, Sweep: Auto.
3. Average measurements: RBW = 1MHz, VBW = 10 Hz, Sweep: Auto.
4. Measurement Level = Reading Level + Correct Factor.
5. Correct Factor = Antenna factor + Cable loss –Amplifier gain.
6. The average measurement was not performed when the peak measured data under the limit of average detection.
7. The emission levels of other frequencies are very lower than the limit and not show in test report.

Product	:	Intel® Tri-Band Wireless-AC 18265
Test Item	:	Harmonic Radiated Emission Data
Test Date	:	2017/06/09
Test Mode	:	Mode 2 SISO B: Transmit (802.11a-6Mbps)(5200MHz)

Frequency MHz	Correct Factor dB	Reading Level dBμV	Measurement Level dBμV/m	Margin dB	Limit dBμV/m
Horizontal					
Peak Detector:					
10400.000	-2.140	46.250	44.111	-29.889	74.000
Average Detector:					
--	--	--	--	--	54.000
Vertical					
Peak Detector:					
10400.000	-1.222	47.910	46.689	-27.311	74.000
Average Detector:					
--	--	--	--	--	54.000

Note:

1. All Readings below 1GHz are Quasi-Peak, above 1GHz are performed with peak and/or average measurements as necessary.
2. Peak measurements: RBW = 1MHz, VBW = 3 MHz, Sweep: Auto.
3. Average measurements: RBW = 1MHz, VBW = 10 Hz, Sweep: Auto.
4. Measurement Level = Reading Level + Correct Factor.
5. Correct Factor = Antenna factor + Cable loss –Amplifier gain.
6. The average measurement was not performed when the peak measured data under the limit of average detection.
7. The emission levels of other frequencies are very lower than the limit and not show in test report.

Product	:	Intel® Tri-Band Wireless-AC 18265
Test Item	:	Harmonic Radiated Emission Data
Test Date	:	2017/06/09
Test Mode	:	Mode 2 SISO B: Transmit (802.11a-6Mbps)(5240MHz))

Frequency MHz	Correct Factor dB	Reading Level dBμV	Measurement Level dBμV/m	Margin dB	Limit dBμV/m
Horizontal					
Peak Detector:					
10480.000	-1.075	44.910	43.836	-30.164	74.000
Average Detector:					
--	--	--	--	--	54.000
Vertical					
Peak Detector:					
10480.000	-0.148	48.910	48.763	-25.237	74.000
Average Detector:					
--	--	--	--	--	54.000

Note:

1. All Readings below 1GHz are Quasi-Peak, above 1GHz are performed with peak and/or average measurements as necessary.
2. Peak measurements: RBW = 1MHz, VBW = 3 MHz, Sweep: Auto.
3. Average measurements: RBW = 1MHz, VBW = 10 Hz, Sweep: Auto.
4. Measurement Level = Reading Level + Correct Factor.
5. Correct Factor = Antenna factor + Cable loss –Amplifier gain.
6. The average measurement was not performed when the peak measured data under the limit of average detection.
7. The emission levels of other frequencies are very lower than the limit and not show in test report.

Product	:	Intel® Tri-Band Wireless-AC 18265
Test Item	:	Harmonic Radiated Emission Data
Test Date	:	2017/06/09
Test Mode	:	Mode 2 SISO B: Transmit (802.11a-6Mbps)(5260MHz)

Frequency MHz	Correct Factor dB	Reading Level dBμV	Measurement Level dBμV/m	Margin dB	Limit dBμV/m
Horizontal					
Peak Detector:					
10520.000	-0.575	50.230	49.655	-24.345	74.000
Average Detector:					
--	--	--	--	--	54.000
Vertical					
Peak Detector:					
10520.000	0.228	47.420	47.648	-26.352	74.000
Average Detector:					
--	--	--	--	--	54.000

Note:

1. All Readings below 1GHz are Quasi-Peak, above 1GHz are performed with peak and/or average measurements as necessary.
2. Peak measurements: RBW = 1MHz, VBW = 3 MHz, Sweep: Auto.
3. Average measurements: RBW = 1MHz, VBW = 10 Hz, Sweep: Auto.
4. Measurement Level = Reading Level + Correct Factor.
5. Correct Factor = Antenna factor + Cable loss –Amplifier gain.
6. The average measurement was not performed when the peak measured data under the limit of average detection.
7. The emission levels of other frequencies are very lower than the limit and not show in test report.

Product	:	Intel® Tri-Band Wireless-AC 18265
Test Item	:	Harmonic Radiated Emission Data
Test Date	:	2017/06/09
Test Mode	:	Mode 2 SISO B: Transmit (802.11a-6Mbps)(5280MHz)

Frequency MHz	Correct Factor dB	Reading Level dBμV	Measurement Level dBμV/m	Margin dB	Limit dBμV/m
Horizontal					
Peak Detector:					
10560.000	-0.114	50.420	50.306	-23.694	74.000
Average Detector:					
--	--	--	--	--	54.000
Vertical					
Peak Detector:					
10560.000	0.438	50.480	50.918	-23.082	74.000
Average Detector:					
--	--	--	--	--	54.000

Note:

1. All Readings below 1GHz are Quasi-Peak, above 1GHz are performed with peak and/or average measurements as necessary.
2. Peak measurements: RBW = 1MHz, VBW = 3 MHz, Sweep: Auto.
3. Average measurements: RBW = 1MHz, VBW = 10 Hz, Sweep: Auto.
4. Measurement Level = Reading Level + Correct Factor.
5. Correct Factor = Antenna factor + Cable loss –Amplifier gain.
6. The average measurement was not performed when the peak measured data under the limit of average detection.
7. The emission levels of other frequencies are very lower than the limit and not show in test report.

Product	:	Intel® Tri-Band Wireless-AC 18265
Test Item	:	Harmonic Radiated Emission Data
Test Date	:	2017/06/09
Test Mode	:	Mode 2 SISO B: Transmit (802.11a-6Mbps)(5320MHz)

Frequency MHz	Correct Factor dB	Reading Level dBμV	Measurement Level dBμV/m	Margin dB	Limit dBμV/m
Horizontal					
Peak Detector:					
10640.000	0.316	48.290	48.606	-25.394	74.000
Average Detector:					
--	--	--	--	--	54.000
Vertical					
Peak Detector:					
10640.000	0.709	50.230	50.939	-23.061	74.000
Average Detector:					
--	--	--	--	--	54.000

Note:

1. All Readings below 1GHz are Quasi-Peak, above 1GHz are performed with peak and/or average measurements as necessary.
2. Peak measurements: RBW = 1MHz, VBW = 3 MHz, Sweep: Auto.
3. Average measurements: RBW = 1MHz, VBW = 10 Hz, Sweep: Auto.
4. Measurement Level = Reading Level + Correct Factor.
5. Correct Factor = Antenna factor + Cable loss –Amplifier gain.
6. The average measurement was not performed when the peak measured data under the limit of average detection.
7. The emission levels of other frequencies are very lower than the limit and not show in test report.

Product	:	Intel® Tri-Band Wireless-AC 18265
Test Item	:	Harmonic Radiated Emission Data
Test Date	:	2017/06/09
Test Mode	:	Mode 2 SISO B: Transmit (802.11a-6Mbps)(5500MHz)

Frequency MHz	Correct Factor dB	Reading Level dBμV	Measurement Level dBμV/m	Margin dB	Limit dBμV/m
Horizontal					
Peak Detector:					
11000.000	1.709	48.520	50.229	-23.771	74.000
Average Detector:					
--	--	--	--	--	54.000
Vertical					
Peak Detector:					
11000.000	2.442	48.420	50.861	-23.139	74.000
Average Detector:					
--	--	--	--	--	54.000

Note:

1. All Readings below 1GHz are Quasi-Peak, above 1GHz are performed with peak and/or average measurements as necessary.
2. Peak measurements: RBW = 1MHz, VBW = 3 MHz, Sweep: Auto.
3. Average measurements: RBW = 1MHz, VBW = 10 Hz, Sweep: Auto.
4. Measurement Level = Reading Level + Correct Factor.
5. Correct Factor = Antenna factor + Cable loss –Amplifier gain.
6. The average measurement was not performed when the peak measured data under the limit of average detection.
7. The emission levels of other frequencies are very lower than the limit and not show in test report.

Product	:	Intel® Tri-Band Wireless-AC 18265
Test Item	:	Harmonic Radiated Emission Data
Test Date	:	2017/06/09
Test Mode	:	Mode 2 SISO B: Transmit (802.11a-6Mbps)(5600MHz)

Frequency MHz	Correct Factor dB	Reading Level dBμV	Measurement Level dBμV/m	Margin dB	Limit dBμV/m
Horizontal					
Peak Detector:					
11200.000	2.286	50.280	52.566	-21.434	74.000
Average Detector:					
--	--	--	--	--	54.000
Vertical					
Peak Detector:					
11200.000	3.356	49.190	52.546	-21.454	74.000
Average Detector:					
--	--	--	--	--	54.000

Note:

1. All Readings below 1GHz are Quasi-Peak, above 1GHz are performed with peak and/or average measurements as necessary.
2. Peak measurements: RBW = 1MHz, VBW = 3 MHz, Sweep: Auto.
3. Average measurements: RBW = 1MHz, VBW = 10 Hz, Sweep: Auto.
4. Measurement Level = Reading Level + Correct Factor.
5. Correct Factor = Antenna factor + Cable loss –Amplifier gain.
6. The average measurement was not performed when the peak measured data under the limit of average detection.
7. The emission levels of other frequencies are very lower than the limit and not show in test report.

Product	:	Intel® Tri-Band Wireless-AC 18265
Test Item	:	Harmonic Radiated Emission Data
Test Date	:	2017/06/09
Test Mode	:	Mode 2 SISO B: Transmit (802.11a-6Mbps)(5700MHz)

Frequency MHz	Correct Factor dB	Reading Level dBμV	Measurement Level dBμV/m	Margin dB	Limit dBμV/m
Horizontal					
Peak Detector:					
11400.000	2.101	49.630	51.732	-22.268	74.000
Average Detector:					
--	--	--	--	--	54.000
Vertical					
Peak Detector:					
11400.000	2.709	49.610	52.319	-21.681	74.000
Average Detector:					
--	--	--	--	--	54.000

Note:

1. All Readings below 1GHz are Quasi-Peak, above 1GHz are performed with peak and/or average measurements as necessary.
2. Peak measurements: RBW = 1MHz, VBW = 3 MHz, Sweep: Auto.
3. Average measurements: RBW = 1MHz, VBW = 10 Hz, Sweep: Auto.
4. Measurement Level = Reading Level + Correct Factor.
5. Correct Factor = Antenna factor + Cable loss –Amplifier gain.
6. The average measurement was not performed when the peak measured data under the limit of average detection.
7. The emission levels of other frequencies are very lower than the limit and not show in test report.

Product	:	Intel® Tri-Band Wireless-AC 18265
Test Item	:	Harmonic Radiated Emission Data
Test Date	:	2017/06/09
Test Mode	:	Mode 2 SISO B: Transmit (802.11a-6Mbps)(5745MHz)

Frequency MHz	Correct Factor dB	Reading Level dBuV	Measurement Level dBuV/m	Margin dB	Limit dBuV/m
Horizontal Peak Detector:					
11490.000	2.672	50.740	53.412	-20.588	74.000
Average Detector:					
--	--	--	--	--	54.000
Vertical Peak Detector:					
11490.000	3.600	48.850	52.450	-21.550	74.000
Average Detector:					
--	--	--	--	--	54.000

Note:

1. All Readings below 1GHz are Quasi-Peak, above 1GHz are performed with peak and/or average measurements as necessary.
2. Peak measurements: RBW = 1MHz, VBW = 3 MHz, Sweep: Auto.
3. Average measurements: RBW = 1MHz, VBW = 10 Hz, Sweep: Auto.
4. Measurement Level = Reading Level + Correct Factor.
5. Correct Factor = Antenna factor + Cable loss –Amplifier gain.
6. The average measurement was not performed when the peak measured data under the limit of average detection.
7. The emission levels of other frequencies are very lower than the limit and not show in test report.

Product	:	Intel® Tri-Band Wireless-AC 18265
Test Item	:	Harmonic Radiated Emission Data
Test Date	:	2017/06/09
Test Mode	:	Mode 2 SISO B: Transmit (802.11a-6Mbps)(5785MHz)

Frequency MHz	Correct Factor dB	Reading Level dBuV	Measurement Level dBuV/m	Margin dB	Limit dBuV/m
Horizontal					
Peak Detector:					
11570.000	2.336	49.610	51.946	-22.054	74.000
Average Detector:					
--	--	--	--	--	54.000
Vertical					
Peak Detector:					
11570.000	3.225	48.520	51.744	-22.256	74.000
Average Detector:					
--	--	--	--	--	54.000

Note:

1. All Readings below 1GHz are Quasi-Peak, above 1GHz are performed with peak and/or average measurements as necessary.
2. Peak measurements: RBW = 1MHz, VBW = 3 MHz, Sweep: Auto.
3. Average measurements: RBW = 1MHz, VBW = 10 Hz, Sweep: Auto.
4. Measurement Level = Reading Level + Correct Factor.
5. Correct Factor = Antenna factor + Cable loss –Amplifier gain.
6. The average measurement was not performed when the peak measured data under the limit of average detection.
7. The emission levels of other frequencies are very lower than the limit and not show in test report.

Product	:	Intel® Tri-Band Wireless-AC 18265
Test Item	:	Harmonic Radiated Emission Data
Test Date	:	2017/06/09
Test Mode	:	Mode 2 SISO B: Transmit (802.11a-6Mbps) (5825MHz)

Frequency MHz	Correct Factor dB	Reading Level dBuV	Measurement Level dBuV/m	Margin dB	Limit dBuV/m
Horizontal					
Peak Detector:					
11650.000	1.608	50.170	51.779	-22.221	74.000
Average Detector:					
--	--	--	--	--	54.000
Vertical					
Peak Detector:					
11650.000	2.724	49.810	52.535	-21.465	74.000
Average Detector:					
--	--	--	--	--	54.000

Note:

1. All Readings below 1GHz are Quasi-Peak, above 1GHz are performed with peak and/or average measurements as necessary.
2. Peak measurements: RBW = 1MHz, VBW = 3 MHz, Sweep: Auto.
3. Average measurements: RBW = 1MHz, VBW = 10 Hz, Sweep: Auto.
4. Measurement Level = Reading Level + Correct Factor.
5. Correct Factor = Antenna factor + Cable loss –Amplifier gain.
6. The average measurement was not performed when the peak measured data under the limit of average detection.
7. The emission levels of other frequencies are very lower than the limit and not show in test report.

Product	:	Intel® Tri-Band Wireless-AC 18265
Test Item	:	Harmonic Radiated Emission Data
Test Date	:	2017/06/09
Test Mode	:	Mode 2 SISO B: Transmit (802.11n-20BW 7.2Mbps)(5180MHz)

Frequency MHz	Correct Factor dB	Reading Level dBμV	Measurement Level dBμV/m	Margin dB	Limit dBμV/m
Horizontal					
Peak Detector:					
10360.000	-2.181	49.610	47.429	-26.571	74.000
Average Detector:					
--	--	--	--	--	54.000
Vertical					
Peak Detector:					
10360.000	-1.387	50.740	49.353	-24.647	74.000
Average Detector:					
--	--	--	--	--	54.000

Note:

1. All Readings below 1GHz are Quasi-Peak, above 1GHz are performed with peak and/or average measurements as necessary.
2. Peak measurements: RBW = 1MHz, VBW = 3 MHz, Sweep: Auto.
3. Average measurements: RBW = 1MHz, VBW = 10 Hz, Sweep: Auto.
4. Measurement Level = Reading Level + Correct Factor.
5. Correct Factor = Antenna factor + Cable loss –Amplifier gain.
6. The average measurement was not performed when the peak measured data under the limit of average detection.
7. The emission levels of other frequencies are very lower than the limit and not show in test report.

Product	:	Intel® Tri-Band Wireless-AC 18265
Test Item	:	Harmonic Radiated Emission Data
Test Date	:	2017/06/09
Test Mode	:	Mode 2 SISO B: Transmit (802.11n-20BW 7.2Mbps)(5200MHz)

Frequency MHz	Correct Factor dB	Reading Level dBμV	Measurement Level dBμV/m	Margin dB	Limit dBμV/m
Horizontal					
Peak Detector:					
10400.000	-2.140	49.610	47.471	-26.529	74.000
Average Detector:					
--	--	--	--	--	54.000
Vertical					
Peak Detector:					
10400.000	-1.222	48.820	47.599	-26.401	74.000
Average Detector:					
--	--	--	--	--	54.000

Note:

1. All Readings below 1GHz are Quasi-Peak, above 1GHz are performed with peak and/or average measurements as necessary.
2. Peak measurements: RBW = 1MHz, VBW = 3 MHz, Sweep: Auto.
3. Average measurements: RBW = 1MHz, VBW = 10 Hz, Sweep: Auto.
4. Measurement Level = Reading Level + Correct Factor.
5. Correct Factor = Antenna factor + Cable loss –Amplifier gain.
6. The average measurement was not performed when the peak measured data under the limit of average detection.
7. The emission levels of other frequencies are very lower than the limit and not show in test report.

Product	:	Intel® Tri-Band Wireless-AC 18265
Test Item	:	Harmonic Radiated Emission Data
Test Date	:	2017/06/09
Test Mode	:	Mode 2 SISO B: Transmit (802.11n-20BW 7.2Mbps)(5240MHz)

Frequency MHz	Correct Factor dB	Reading Level dBμV	Measurement Level dBμV/m	Margin dB	Limit dBμV/m
Horizontal					
Peak Detector:					
10480.000	-1.075	48.410	47.336	-26.664	74.000
Average Detector:					
--	--	--	--	--	54.000
Vertical					
Peak Detector:					
10480.000	-0.148	49.620	49.473	-24.527	74.000
Average Detector:					
--	--	--	--	--	54.000

Note:

1. All Readings below 1GHz are Quasi-Peak, above 1GHz are performed with peak and/or average measurements as necessary.
2. Peak measurements: RBW = 1MHz, VBW = 3 MHz, Sweep: Auto.
3. Average measurements: RBW = 1MHz, VBW = 10 Hz, Sweep: Auto.
4. Measurement Level = Reading Level + Correct Factor.
5. Correct Factor = Antenna factor + Cable loss –Amplifier gain.
6. The average measurement was not performed when the peak measured data under the limit of average detection.
7. The emission levels of other frequencies are very lower than the limit and not show in test report.

Product	:	Intel® Tri-Band Wireless-AC 18265
Test Item	:	Harmonic Radiated Emission Data
Test Date	:	2017/06/09
Test Mode	:	Mode 2 SISO B: Transmit (802.11n-20BW 7.2Mbps)(5260MHz)

Frequency MHz	Correct Factor dB	Reading Level dBμV	Measurement Level dBμV/m	Margin dB	Limit dBμV/m
Horizontal					
Peak Detector:					
10520.000	-0.575	51.460	50.885	-23.115	74.000
Average Detector:					
--	--	--	--	--	54.000
Vertical					
Peak Detector:					
10520.000	0.228	50.420	50.648	-23.352	74.000
Average Detector:					
--	--	--	--	--	54.000

Note:

1. All Readings below 1GHz are Quasi-Peak, above 1GHz are performed with peak and/or average measurements as necessary.
2. Peak measurements: RBW = 1MHz, VBW = 3 MHz, Sweep: Auto.
3. Average measurements: RBW = 1MHz, VBW = 10 Hz, Sweep: Auto.
4. Measurement Level = Reading Level + Correct Factor.
5. Correct Factor = Antenna factor + Cable loss –Amplifier gain.
6. The average measurement was not performed when the peak measured data under the limit of average detection.
7. The emission levels of other frequencies are very lower than the limit and not show in test report.

Product	:	Intel® Tri-Band Wireless-AC 18265
Test Item	:	Harmonic Radiated Emission Data
Test Date	:	2017/06/09
Test Mode	:	Mode 2 SISO B: Transmit (802.11n-20BW 7.2Mbps)(5280MHz)

Frequency MHz	Correct Factor dB	Reading Level dBμV	Measurement Level dBμV/m	Margin dB	Limit dBμV/m
Horizontal					
Peak Detector:					
10560.000	-0.114	51.280	51.166	-22.834	74.000
Average Detector:					
--	--	--	--	--	54.000
Vertical					
Peak Detector:					
10560.000	0.438	51.520	51.958	-22.042	74.000
Average Detector:					
--	--	--	--	--	54.000

Note:

1. All Readings below 1GHz are Quasi-Peak, above 1GHz are performed with peak and/or average measurements as necessary.
2. Peak measurements: RBW = 1MHz, VBW = 3 MHz, Sweep: Auto.
3. Average measurements: RBW = 1MHz, VBW = 10 Hz, Sweep: Auto.
4. Measurement Level = Reading Level + Correct Factor.
5. Correct Factor = Antenna factor + Cable loss –Amplifier gain.
6. The average measurement was not performed when the peak measured data under the limit of average detection.
7. The emission levels of other frequencies are very lower than the limit and not show in test report.

Product	:	Intel® Tri-Band Wireless-AC 18265
Test Item	:	Harmonic Radiated Emission Data
Test Date	:	2017/06/09
Test Mode	:	Mode 2 SISO B: Transmit (802.11n-20BW 7.2Mbps)(5320MHz)

Frequency MHz	Correct Factor dB	Reading Level dBμV	Measurement Level dBμV/m	Margin dB	Limit dBμV/m
Horizontal					
Peak Detector:					
10640.000	0.316	49.110	49.426	-24.574	74.000
Average Detector:					
--	--	--	--	--	54.000
Vertical					
Peak Detector:					
10640.000	0.709	48.940	49.649	-24.351	74.000
Average Detector:					
--	--	--	--	--	54.000

Note:

1. All Readings below 1GHz are Quasi-Peak, above 1GHz are performed with peak and/or average measurements as necessary.
2. Peak measurements: RBW = 1MHz, VBW = 3 MHz, Sweep: Auto.
3. Average measurements: RBW = 1MHz, VBW = 10 Hz, Sweep: Auto.
4. Measurement Level = Reading Level + Correct Factor.
5. Correct Factor = Antenna factor + Cable loss –Amplifier gain.
6. The average measurement was not performed when the peak measured data under the limit of average detection.
7. The emission levels of other frequencies are very lower than the limit and not show in test report.

Product	:	Intel® Tri-Band Wireless-AC 18265
Test Item	:	Harmonic Radiated Emission Data
Test Date	:	2017/06/09
Test Mode	:	Mode 2 SISO B: Transmit (802.11n-20BW 7.2Mbps)(5500MHz)

Frequency MHz	Correct Factor dB	Reading Level dBμV	Measurement Level dBμV/m	Margin dB	Limit dBμV/m
Horizontal					
Peak Detector:					
11000.000	1.709	48.610	50.319	-23.681	74.000
Average Detector:					
--	--	--	--	--	54.000
Vertical					
Peak Detector:					
11000.000	2.442	48.760	51.201	-22.799	74.000
Average Detector:					
--	--	--	--	--	54.000

Note:

1. All Readings below 1GHz are Quasi-Peak, above 1GHz are performed with peak and/or average measurements as necessary.
2. Peak measurements: RBW = 1MHz, VBW = 3 MHz, Sweep: Auto.
3. Average measurements: RBW = 1MHz, VBW = 10 Hz, Sweep: Auto.
4. Measurement Level = Reading Level + Correct Factor.
5. Correct Factor = Antenna factor + Cable loss –Amplifier gain.
6. The average measurement was not performed when the peak measured data under the limit of average detection.
7. The emission levels of other frequencies are very lower than the limit and not show in test report.

Product	:	Intel® Tri-Band Wireless-AC 18265
Test Item	:	Harmonic Radiated Emission Data
Test Date	:	2017/06/09
Test Mode	:	Mode 2 SISO B: Transmit (802.11n-20BW 7.2Mbps)(5600MHz)

Frequency MHz	Correct Factor dB	Reading Level dBμV	Measurement Level dBμV/m	Margin dB	Limit dBμV/m
Horizontal					
Peak Detector:					
11200.000	2.286	48.640	50.926	-23.074	74.000
Average Detector:					
--	--	--	--	--	54.000
Vertical					
Peak Detector:					
11200.000	3.356	48.390	51.746	-22.254	74.000
Average Detector:					
--	--	--	--	--	54.000

Note:

1. All Readings below 1GHz are Quasi-Peak, above 1GHz are performed with peak and/or average measurements as necessary.
2. Peak measurements: RBW = 1MHz, VBW = 3 MHz, Sweep: Auto.
3. Average measurements: RBW = 1MHz, VBW = 10 Hz, Sweep: Auto.
4. Measurement Level = Reading Level + Correct Factor.
5. Correct Factor = Antenna factor + Cable loss –Amplifier gain.
6. The average measurement was not performed when the peak measured data under the limit of average detection.
7. The emission levels of other frequencies are very lower than the limit and not show in test report.

Product	:	Intel® Tri-Band Wireless-AC 18265
Test Item	:	Harmonic Radiated Emission Data
Test Date	:	2017/06/09
Test Mode	:	Mode 2 SISO B: Transmit (802.11n-20BW 7.2Mbps)(5700MHz)

Frequency MHz	Correct Factor dB	Reading Level dBμV	Measurement Level dBμV/m	Margin dB	Limit dBμV/m
Horizontal					
Peak Detector:					
11400.000	2.101	50.190	52.292	-21.708	74.000
Average Detector:					
--	--	--	--	--	54.000
Vertical					
Peak Detector:					
11400.000	2.709	48.670	51.379	-22.621	74.000
Average Detector:					
--	--	--	--	--	54.000

Note:

1. All Readings below 1GHz are Quasi-Peak, above 1GHz are performed with peak and/or average measurements as necessary.
2. Peak measurements: RBW = 1MHz, VBW = 3 MHz, Sweep: Auto.
3. Average measurements: RBW = 1MHz, VBW = 10 Hz, Sweep: Auto.
4. Measurement Level = Reading Level + Correct Factor.
5. Correct Factor = Antenna factor + Cable loss –Amplifier gain.
6. The average measurement was not performed when the peak measured data under the limit of average detection.
7. The emission levels of other frequencies are very lower than the limit and not show in test report.

Product	:	Intel® Tri-Band Wireless-AC 18265
Test Item	:	Harmonic Radiated Emission Data
Test Date	:	2017/06/09
Test Mode	:	Mode 2 SISO B: Transmit (802.11n-20BW 7.2Mbps)(5745MHz)

Frequency MHz	Correct Factor dB	Reading Level dBuV	Measurement Level dBuV/m	Margin dB	Limit dBuV/m
Horizontal Peak Detector:					
11490.000	2.672	50.490	53.162	-20.838	74.000
Average Detector:					
--	--	--	--	--	54.000
Vertical Peak Detector:					
11490.000	3.600	47.510	51.110	-22.890	74.000
Average Detector:					
--	--	--	--	--	54.000

Note:

1. All Readings below 1GHz are Quasi-Peak, above 1GHz are performed with peak and/or average measurements as necessary.
2. Peak measurements: RBW = 1MHz, VBW = 3 MHz, Sweep: Auto.
3. Average measurements: RBW = 1MHz, VBW = 10 Hz, Sweep: Auto.
4. Measurement Level = Reading Level + Correct Factor.
5. Correct Factor = Antenna factor + Cable loss –Amplifier gain.
6. The average measurement was not performed when the peak measured data under the limit of average detection.
7. The emission levels of other frequencies are very lower than the limit and not show in test report.

Product	:	Intel® Tri-Band Wireless-AC 18265
Test Item	:	Harmonic Radiated Emission Data
Test Date	:	2017/06/09
Test Mode	:	Mode 2 SISO B: Transmit (802.11n-20BW 7.2Mbps) (5785MHz)

Frequency MHz	Correct Factor dB	Reading Level dBuV	Measurement Level dBuV/m	Margin dB	Limit dBuV/m
Horizontal					
Peak Detector:					
11570.000	2.336	49.115	51.451	-22.549	74.000
Average Detector:					
--	--	--	--	--	54.000
Vertical					
Peak Detector:					
11570.000	3.225	50.460	53.684	-20.316	74.000
Average Detector:					
--	--	--	--	--	54.000

Note:

1. All Readings below 1GHz are Quasi-Peak, above 1GHz are performed with peak and/or average measurements as necessary.
2. Peak measurements: RBW = 1MHz, VBW = 3 MHz, Sweep: Auto.
3. Average measurements: RBW = 1MHz, VBW = 10 Hz, Sweep: Auto.
4. Measurement Level = Reading Level + Correct Factor.
5. Correct Factor = Antenna factor + Cable loss –Amplifier gain.
6. The average measurement was not performed when the peak measured data under the limit of average detection.
7. The emission levels of other frequencies are very lower than the limit and not show in test report.

Product	:	Intel® Tri-Band Wireless-AC 18265
Test Item	:	Harmonic Radiated Emission Data
Test Date	:	2017/06/09
Test Mode	:	Mode 2 SISO B: Transmit (802.11n-20BW 7.2Mbps)(5825MHz)

Frequency MHz	Correct Factor dB	Reading Level dBuV	Measurement Level dBuV/m	Margin dB	Limit dBuV/m
Horizontal Peak Detector:					
11650.000	1.608	49.610	51.219	-22.781	74.000
Average Detector:					
--	--	--	--	--	54.000
Vertical Peak Detector:					
11650.000	2.724	49.750	52.475	-21.525	74.000
Average Detector:					
--	--	--	--	--	54.000

Note:

1. All Readings below 1GHz are Quasi-Peak, above 1GHz are performed with peak and/or average measurements as necessary.
2. Peak measurements: RBW = 1MHz, VBW = 3 MHz, Sweep: Auto.
3. Average measurements: RBW = 1MHz, VBW = 10 Hz, Sweep: Auto.
4. Measurement Level = Reading Level + Correct Factor.
5. Correct Factor = Antenna factor + Cable loss –Amplifier gain.
6. The average measurement was not performed when the peak measured data under the limit of average detection.
7. The emission levels of other frequencies are very lower than the limit and not show in test report.

Product	:	Intel® Tri-Band Wireless-AC 18265
Test Item	:	Harmonic Radiated Emission Data
Test Date	:	2017/06/09
Test Mode	:	Mode 2 SISO B: Transmit (802.11n-40BW 15Mbps)(5190MHz)

Frequency MHz	Correct Factor dB	Reading Level dBμV	Measurement Level dBμV/m	Margin dB	Limit dBμV/m
Horizontal					
Peak Detector:					
10380.000	-2.167	48.250	46.083	-27.917	74.000
Average Detector:					
--	--	--	--	--	54.000
Vertical					
Peak Detector:					
10380.000	-1.310	49.160	47.850	-26.150	74.000
Average Detector:					
--	--	--	--	--	54.000

Note:

1. All Readings below 1GHz are Quasi-Peak, above 1GHz are performed with peak and/or average measurements as necessary.
2. Peak measurements: RBW = 1MHz, VBW = 3 MHz, Sweep: Auto.
3. Average measurements: RBW = 1MHz, VBW = 10 Hz, Sweep: Auto.
4. Measurement Level = Reading Level + Correct Factor.
5. Correct Factor = Antenna factor + Cable loss –Amplifier gain.
6. The average measurement was not performed when the peak measured data under the limit of average detection.
7. The emission levels of other frequencies are very lower than the limit and not show in test report.

Product	:	Intel® Tri-Band Wireless-AC 18265
Test Item	:	Harmonic Radiated Emission Data
Test Date	:	2017/06/09
Test Mode	:	Mode 2 SISO B: Transmit (802.11n-40BW 15Mbps)(5230MHz)

Frequency MHz	Correct Factor dB	Reading Level dBμV	Measurement Level dBμV/m	Margin dB	Limit dBμV/m
Horizontal					
Peak Detector:					
10460.000	-1.343	48.510	47.166	-26.834	74.000
Average Detector:					
--	--	--	--	--	54.000
Vertical					
Peak Detector:					
10460.000	-0.418	48.650	48.231	-25.769	74.000
Average Detector:					
--	--	--	--	--	54.000

Note:

1. All Readings below 1GHz are Quasi-Peak, above 1GHz are performed with peak and/or average measurements as necessary.
2. Peak measurements: RBW = 1MHz, VBW = 3 MHz, Sweep: Auto.
3. Average measurements: RBW = 1MHz, VBW = 10 Hz, Sweep: Auto.
4. Measurement Level = Reading Level + Correct Factor.
5. Correct Factor = Antenna factor + Cable loss –Amplifier gain.
6. The average measurement was not performed when the peak measured data under the limit of average detection.
7. The emission levels of other frequencies are very lower than the limit and not show in test report.

Product	:	Intel® Tri-Band Wireless-AC 18265
Test Item	:	Harmonic Radiated Emission Data
Test Date	:	2017/06/09
Test Mode	:	Mode 2 SISO B: Transmit (802.11n-40BW 15Mbps)(5270MHz)

Frequency MHz	Correct Factor dB	Reading Level dBμV	Measurement Level dBμV/m	Margin dB	Limit dBμV/m
Horizontal					
Peak Detector:					
10540.000	-0.344	49.610	49.266	-24.734	74.000
Average Detector:					
--	--	--	--	--	54.000
Vertical					
Peak Detector:					
10540.000	0.334	48.510	48.844	-25.156	74.000
Average Detector:					
--	--	--	--	--	54.000

Note:

1. All Readings below 1GHz are Quasi-Peak, above 1GHz are performed with peak and/or average measurements as necessary.
2. Peak measurements: RBW = 1MHz, VBW = 3 MHz, Sweep: Auto.
3. Average measurements: RBW = 1MHz, VBW = 10 Hz, Sweep: Auto.
4. Measurement Level = Reading Level + Correct Factor.
5. Correct Factor = Antenna factor + Cable loss –Amplifier gain.
6. The average measurement was not performed when the peak measured data under the limit of average detection.
7. The emission levels of other frequencies are very lower than the limit and not show in test report.

Product	:	Intel® Tri-Band Wireless-AC 18265
Test Item	:	Harmonic Radiated Emission Data
Test Date	:	2017/06/09
Test Mode	:	Mode 2 SISO B: Transmit (802.11n-40BW 15Mbps)(5310MHz)

Frequency MHz	Correct Factor dB	Reading Level dBμV	Measurement Level dBμV/m	Margin dB	Limit dBμV/m
Horizontal					
Peak Detector:					
10620.000	0.331	48.570	48.901	-25.099	74.000
Average Detector:					
--	--	--	--	--	54.000
Vertical					
Peak Detector:					
10620.000	0.678	48.610	49.288	-24.712	74.000
Average Detector:					
--	--	--	--	--	54.000

Note:

1. All Readings below 1GHz are Quasi-Peak, above 1GHz are performed with peak and/or average measurements as necessary.
2. Peak measurements: RBW = 1MHz, VBW = 3 MHz, Sweep: Auto.
3. Average measurements: RBW = 1MHz, VBW = 10 Hz, Sweep: Auto.
4. Measurement Level = Reading Level + Correct Factor.
5. Correct Factor = Antenna factor + Cable loss –Amplifier gain.
6. The average measurement was not performed when the peak measured data under the limit of average detection.
7. The emission levels of other frequencies are very lower than the limit and not show in test report.

Product	:	Intel® Tri-Band Wireless-AC 18265
Test Item	:	Harmonic Radiated Emission Data
Test Date	:	2017/06/09
Test Mode	:	Mode 2 SISO B: Transmit (802.11n-40BW 15Mbps)(5510MHz)

Frequency MHz	Correct Factor dB	Reading Level dBμV	Measurement Level dBμV/m	Margin dB	Limit dBμV/m
Horizontal					
Peak Detector:					
11020.000	1.816	48.970	50.785	-23.215	74.000
Average Detector:					
--	--	--	--	--	54.000
Vertical					
Peak Detector:					
11020.000	2.566	48.310	50.876	-23.124	74.000
Average Detector:					
--	--	--	--	--	54.000

Note:

1. All Readings below 1GHz are Quasi-Peak, above 1GHz are performed with peak and/or average measurements as necessary.
2. Peak measurements: RBW = 1MHz, VBW = 3 MHz, Sweep: Auto.
3. Average measurements: RBW = 1MHz, VBW = 10 Hz, Sweep: Auto.
4. Measurement Level = Reading Level + Correct Factor.
5. Correct Factor = Antenna factor + Cable loss –Amplifier gain.
6. The average measurement was not performed when the peak measured data under the limit of average detection.
7. The emission levels of other frequencies are very lower than the limit and not show in test report.

Product	:	Intel® Tri-Band Wireless-AC 18265
Test Item	:	Harmonic Radiated Emission Data
Test Date	:	2017/06/09
Test Mode	:	Mode 2 SISO B: Transmit (802.11n-40BW 15Mbps)(5590MHz)

Frequency MHz	Correct Factor dB	Reading Level dBμV	Measurement Level dBμV/m	Margin dB	Limit dBμV/m
Horizontal					
Peak Detector:					
11180.000	2.255	50.230	52.485	-21.515	74.000
Average Detector:					
--	--	--	--	--	54.000
Vertical					
Peak Detector:					
11180.000	3.279	49.710	52.989	-21.011	74.000
Average Detector:					
--	--	--	--	--	54.000

Note:

1. All Readings below 1GHz are Quasi-Peak, above 1GHz are performed with peak and/or average measurements as necessary.
2. Peak measurements: RBW = 1MHz, VBW = 3 MHz, Sweep: Auto.
3. Average measurements: RBW = 1MHz, VBW = 10 Hz, Sweep: Auto.
4. Measurement Level = Reading Level + Correct Factor.
5. Correct Factor = Antenna factor + Cable loss –Amplifier gain.
6. The average measurement was not performed when the peak measured data under the limit of average detection.
7. The emission levels of other frequencies are very lower than the limit and not show in test report.

Product	:	Intel® Tri-Band Wireless-AC 18265
Test Item	:	Harmonic Radiated Emission Data
Test Date	:	2017/06/09
Test Mode	:	Mode 2 SISO B: Transmit (802.11n-40BW 15Mbps)(5670MHz)

Frequency MHz	Correct Factor dB	Reading Level dBμV	Measurement Level dBμV/m	Margin dB	Limit dBμV/m
Horizontal					
Peak Detector:					
11340.000	1.996	48.000	49.995	-24.005	74.000
Average Detector:					
--	--	--	--	--	54.000
Vertical					
Peak Detector:					
11340.000	2.755	48.190	50.945	-23.055	74.000
Average Detector:					
--	--	--	--	--	54.000

Note:

1. All Readings below 1GHz are Quasi-Peak, above 1GHz are performed with peak and/or average measurements as necessary.
2. Peak measurements: RBW = 1MHz, VBW = 3 MHz, Sweep: Auto.
3. Average measurements: RBW = 1MHz, VBW = 10 Hz, Sweep: Auto.
4. Measurement Level = Reading Level + Correct Factor.
5. Correct Factor = Antenna factor + Cable loss –Amplifier gain.
6. The average measurement was not performed when the peak measured data under the limit of average detection.
7. The emission levels of other frequencies are very lower than the limit and not show in test report.

Product	:	Intel® Tri-Band Wireless-AC 18265
Test Item	:	Harmonic Radiated Emission Data
Test Date	:	2017/06/09
Test Mode	:	Mode 2 SISO B: Transmit (802.11n-40BW 15Mbps)(5755MHz)

Frequency MHz	Correct Factor dB	Reading Level dBuV	Measurement Level dBuV/m	Margin dB	Limit dBuV/m
Horizontal					
Peak Detector:					
11510.000	2.683	48.610	51.293	-22.707	74.000
Average Detector:					
--	--	--	--	--	54.000
Vertical					
Peak Detector:					
11510.000	3.640	47.410	51.050	-22.950	74.000
Average Detector:					
--	--	--	--	--	54.000

Note:

1. All Readings below 1GHz are Quasi-Peak, above 1GHz are performed with peak and/or average measurements as necessary.
2. Peak measurements: RBW = 1MHz, VBW = 3 MHz, Sweep: Auto.
3. Average measurements: RBW = 1MHz, VBW = 10 Hz, Sweep: Auto.
4. Measurement Level = Reading Level + Correct Factor.
5. Correct Factor = Antenna factor + Cable loss –Amplifier gain.
6. The average measurement was not performed when the peak measured data under the limit of average detection.
7. The emission levels of other frequencies are very lower than the limit and not show in test report.

Product	:	Intel® Tri-Band Wireless-AC 18265
Test Item	:	Harmonic Radiated Emission Data
Test Date	:	2017/06/09
Test Mode	:	Mode 2 SISO B: Transmit (802.11n-40BW 15Mbps)(5795MHz)

Frequency MHz	Correct Factor dB	Reading Level dBuV	Measurement Level dBuV/m	Margin dB	Limit dBuV/m
Horizontal					
Peak Detector:					
11590.000	2.216	48.430	50.646	-23.354	74.000
Average Detector:					
--	--	--	--	--	54.000
Vertical					
Peak Detector:					
11590.000	3.082	48.520	51.602	-22.398	74.000
Average Detector:					
--	--	--	--	--	54.000

Note:

1. All Readings below 1GHz are Quasi-Peak, above 1GHz are performed with peak and/or average measurements as necessary.
2. Peak measurements: RBW = 1MHz, VBW = 3 MHz, Sweep: Auto.
3. Average measurements: RBW = 1MHz, VBW = 10 Hz, Sweep: Auto.
4. Measurement Level = Reading Level + Correct Factor.
5. Correct Factor = Antenna factor + Cable loss –Amplifier gain.
6. The average measurement was not performed when the peak measured data under the limit of average detection.
7. The emission levels of other frequencies are very lower than the limit and not show in test report.

Product	:	Intel® Tri-Band Wireless-AC 18265
Test Item	:	Harmonic Radiated Emission Data
Test Date	:	2017/06/09
Test Mode	:	Mode 2 SISO B: Transmit (802.11ac-20BW-7.2Mbps)(5720MHz)

Frequency MHz	Correct Factor dB	Reading Level dBuV	Measurement Level dBuV/m	Margin dB	Limit dBuV/m
Horizontal Peak Detector:					
11440.000	2.347	48.720	51.067	-22.933	74.000
Average Detector:					
--	--	--	--	--	54.000
Vertical Peak Detector:					
11440.000	3.087	49.690	52.777	-21.223	74.000
Average Detector:					
--	--	--	--	--	54.000

Note:

1. All Readings below 1GHz are Quasi-Peak, above 1GHz are performed with peak and/or average measurements as necessary.
2. Peak measurements: RBW = 1MHz, VBW = 3 MHz, Sweep: Auto.
3. Average measurements: RBW = 1MHz, VBW = 10 Hz, Sweep: Auto.
4. Measurement Level = Reading Level + Correct Factor.
5. Correct Factor = Antenna factor + Cable loss –Amplifier gain.
6. The average measurement was not performed when the peak measured data under the limit of average detection.
7. The emission levels of other frequencies are very lower than the limit and not show in test report.

Product	:	Intel® Tri-Band Wireless-AC 18265
Test Item	:	Harmonic Radiated Emission Data
Test Date	:	2017/06/09
Test Mode	:	Mode 2 SISO B: Transmit (802.11ac-40BW-15Mbps)(5710MHz)

Frequency MHz	Correct Factor dB	Reading Level dBuV	Measurement Level dBuV/m	Margin dB	Limit dBuV/m
Horizontal					
Peak Detector:					
11420.000	2.217	50.410	52.626	-21.374	74.000
Average Detector:					
--	--	--	--	--	54.000
Vertical					
Peak Detector:					
11420.000	2.880	49.310	52.190	-21.810	74.000
Average Detector:					
--	--	--	--	--	54.000

Note:

1. All Readings below 1GHz are Quasi-Peak, above 1GHz are performed with peak and/or average measurements as necessary.
2. Peak measurements: RBW = 1MHz, VBW = 3 MHz, Sweep: Auto.
3. Average measurements: RBW = 1MHz, VBW = 10 Hz, Sweep: Auto.
4. Measurement Level = Reading Level + Correct Factor.
5. Correct Factor = Antenna factor + Cable loss –Amplifier gain.
6. The average measurement was not performed when the peak measured data under the limit of average detection.
7. The emission levels of other frequencies are very lower than the limit and not show in test report.

Product	:	Intel® Tri-Band Wireless-AC 18265
Test Item	:	Harmonic Radiated Emission Data
Test Date	:	2017/06/09
Test Mode	:	Mode 2 SISO B: Transmit (802.11ac-80BW-32.5Mbps)(5210MHz)

Frequency MHz	Correct Factor dB	Reading Level dBuV	Measurement Level dBuV/m	Margin dB	Limit dBuV/m
Horizontal Peak Detector:					
10420.000	-1.883	49.820	47.936	-26.064	74.000
Average Detector:					
--	--	--	--	--	54.000
Vertical Peak Detector:					
10420.000	-0.961	48.520	47.558	-26.442	74.000
Average Detector:					
--	--	--	--	--	54.000

Note:

1. All Readings below 1GHz are Quasi-Peak, above 1GHz are performed with peak and/or average measurements as necessary.
2. Peak measurements: RBW = 1MHz, VBW = 3 MHz, Sweep: Auto.
3. Average measurements: RBW = 1MHz, VBW = 10 Hz, Sweep: Auto.
4. Measurement Level = Reading Level + Correct Factor.
5. Correct Factor = Antenna factor + Cable loss –Amplifier gain.
6. The average measurement was not performed when the peak measured data under the limit of average detection.
7. The emission levels of other frequencies are very lower than the limit and not show in test report.

Product : Intel® Tri-Band Wireless-AC 18265
Test Item : Harmonic Radiated Emission Data
Test Date : 2017/06/09
Test Mode : Mode 2 SISO B: Transmit (802.11ac-80BW-32.5Mbps)(5290MHz)

Frequency MHz	Correct Factor dB	Reading Level dBuV	Measurement Level dBuV/m	Margin dB	Limit dBuV/m
Horizontal					
Peak Detector:					
10580.000	0.118	50.260	50.378	-23.622	74.000
Average Detector:					
--	--	--	--	--	54.000
Vertical					
Peak Detector:					
10580.000	0.544	48.610	49.154	-24.846	74.000
Average Detector:					
--	--	--	--	--	54.000

Note:

1. All Readings below 1GHz are Quasi-Peak, above 1GHz are performed with peak and/or average measurements as necessary.
2. Peak measurements: RBW = 1MHz, VBW = 3 MHz, Sweep: Auto.
3. Average measurements: RBW = 1MHz, VBW = 10 Hz, Sweep: Auto.
4. Measurement Level = Reading Level + Correct Factor.
5. Correct Factor = Antenna factor + Cable loss –Amplifier gain.
6. The average measurement was not performed when the peak measured data under the limit of average detection.
7. The emission levels of other frequencies are very lower than the limit and not show in test report.

Product	:	Intel® Tri-Band Wireless-AC 18265
Test Item	:	Harmonic Radiated Emission Data
Test Date	:	2017/06/09
Test Mode	:	Mode 2 SISO B: Transmit (802.11ac-80BW-32.5Mbps)(5530MHz)

Frequency MHz	Correct Factor dB	Reading Level dBuV	Measurement Level dBuV/m	Margin dB	Limit dBuV/m
Horizontal Peak Detector:					
11060.000	1.986	50.460	52.446	-21.554	74.000
Average Detector:					
--	--	--	--	--	54.000
Vertical Peak Detector:					
11060.000	2.781	50.750	53.531	-20.469	74.000
Average Detector:					
--	--	--	--	--	54.000

Note:

1. All Readings below 1GHz are Quasi-Peak, above 1GHz are performed with peak and/or average measurements as necessary.
2. Peak measurements: RBW = 1MHz, VBW = 3 MHz, Sweep: Auto.
3. Average measurements: RBW = 1MHz, VBW = 10 Hz, Sweep: Auto.
4. Measurement Level = Reading Level + Correct Factor.
5. Correct Factor = Antenna factor + Cable loss –Amplifier gain.
6. The average measurement was not performed when the peak measured data under the limit of average detection.
7. The emission levels of other frequencies are very lower than the limit and not show in test report.

Product	:	Intel® Tri-Band Wireless-AC 18265
Test Item	:	Harmonic Radiated Emission Data
Test Date	:	2017/06/09
Test Mode	:	Mode 2 SISO B: Transmit (802.11ac-80BW-32.5Mbps)(5610MHz)

Frequency MHz	Correct Factor dB	Reading Level dBuV	Measurement Level dBuV/m	Margin dB	Limit dBuV/m
Horizontal					
Peak Detector:					
11220.000	2.213	49.210	51.424	-22.576	74.000
Average Detector:					
--	--	--	--	--	54.000
Vertical					
Peak Detector:					
11220.000	3.244	49.620	52.864	-21.136	74.000
Average Detector:					
--	--	--	--	--	54.000

Note:

1. All Readings below 1GHz are Quasi-Peak, above 1GHz are performed with peak and/or average measurements as necessary.
2. Peak measurements: RBW = 1MHz, VBW = 3 MHz, Sweep: Auto.
3. Average measurements: RBW = 1MHz, VBW = 10 Hz, Sweep: Auto.
4. Measurement Level = Reading Level + Correct Factor.
5. Correct Factor = Antenna factor + Cable loss –Amplifier gain.
6. The average measurement was not performed when the peak measured data under the limit of average detection.
7. The emission levels of other frequencies are very lower than the limit and not show in test report.

Product	:	Intel® Tri-Band Wireless-AC 18265
Test Item	:	Harmonic Radiated Emission Data
Test Date	:	2017/06/09
Test Mode	:	Mode 2 SISO B: Transmit (802.11ac-80BW-32.5Mbps)(5690MHz)

Frequency MHz	Correct Factor dB	Reading Level dBuV	Measurement Level dBuV/m	Margin dB	Limit dBuV/m
Horizontal					
Peak Detector:					
11380.000	2.056	49.190	51.246	-22.754	74.000
Average Detector:					
--	--	--	--	--	54.000
Vertical					
Peak Detector:					
11380.000	2.701	50.410	53.112	-20.888	74.000
Average Detector:					
--	--	--	--	--	54.000

Note:

1. All Readings below 1GHz are Quasi-Peak, above 1GHz are performed with peak and/or average measurements as necessary.
2. Peak measurements: RBW = 1MHz, VBW = 3 MHz, Sweep: Auto.
3. Average measurements: RBW = 1MHz, VBW = 10 Hz, Sweep: Auto.
4. Measurement Level = Reading Level + Correct Factor.
5. Correct Factor = Antenna factor + Cable loss –Amplifier gain.
6. The average measurement was not performed when the peak measured data under the limit of average detection.
7. The emission levels of other frequencies are very lower than the limit and not show in test report.

Product	:	Intel® Tri-Band Wireless-AC 18265
Test Item	:	Harmonic Radiated Emission Data
Test Date	:	2017/06/09
Test Mode	:	Mode 2 SISO B: Transmit (802.11ac-80BW-32.5Mbps)(5775MHz)

Frequency MHz	Correct Factor dB	Reading Level dBuV	Measurement Level dBuV/m	Margin dB	Limit dBuV/m
Horizontal					
Peak Detector:					
11550.000	2.451	50.740	53.191	-20.809	74.000
Average Detector:					
--	--	--	--	--	54.000
Vertical					
Peak Detector:					
11550.000	3.363	48.320	51.683	-22.317	74.000
Average Detector:					
--	--	--	--	--	54.000

Note:

1. All Readings below 1GHz are Quasi-Peak, above 1GHz are performed with peak and/or average measurements as necessary.
2. Peak measurements: RBW = 1MHz, VBW = 3 MHz, Sweep: Auto.
3. Average measurements: RBW = 1MHz, VBW = 10 Hz, Sweep: Auto.
4. Measurement Level = Reading Level + Correct Factor.
5. Correct Factor = Antenna factor + Cable loss –Amplifier gain.
6. The average measurement was not performed when the peak measured data under the limit of average detection.
7. The emission levels of other frequencies are very lower than the limit and not show in test report.

Product	:	Intel® Tri-Band Wireless-AC 18265
Test Item	:	Harmonic Radiated Emission Data
Test Date	:	2017/06/09
Test Mode	:	Mode 3 MIMO: Transmit (802.11n-20BW 14.4Mbps)(5180MHz)

Frequency MHz	Correct Factor dB	Reading Level dBμV	Measurement Level dBμV/m	Margin dB	Limit dBμV/m
Horizontal					
Peak Detector:					
10360.000	-2.181	48.910	46.729	-27.271	74.000
Average Detector:					
--	--	--	--	--	54.000
Vertical					
Peak Detector:					
10360.000	-1.387	49.720	48.333	-25.667	74.000
Average Detector:					
--	--	--	--	--	54.000

Note:

1. All Readings below 1GHz are Quasi-Peak, above 1GHz are performed with peak and/or average measurements as necessary.
2. Peak measurements: RBW = 1MHz, VBW = 3 MHz, Sweep: Auto.
3. Average measurements: RBW = 1MHz, VBW = 10 Hz, Sweep: Auto.
4. Measurement Level = Reading Level + Correct Factor.
5. Correct Factor = Antenna factor + Cable loss –Amplifier gain.
6. The average measurement was not performed when the peak measured data under the limit of average detection.
7. The emission levels of other frequencies are very lower than the limit and not show in test report.

Product	:	Intel® Tri-Band Wireless-AC 18265
Test Item	:	Harmonic Radiated Emission Data
Test Date	:	2017/06/09
Test Mode	:	Mode 3 MIMO: Transmit (802.11n-20BW 14.4Mbps)(5200MHz)

Frequency MHz	Correct Factor dB	Reading Level dBμV	Measurement Level dBμV/m	Margin dB	Limit dBμV/m
Horizontal					
Peak Detector:					
10400.000	-2.140	49.430	47.291	-26.709	74.000
Average Detector:					
--	--	--	--	--	54.000
Vertical					
Peak Detector:					
10400.000	-1.222	49.750	48.529	-25.471	74.000
Average Detector:					
--	--	--	--	--	54.000

Note:

1. All Readings below 1GHz are Quasi-Peak, above 1GHz are performed with peak and/or average measurements as necessary.
2. Peak measurements: RBW = 1MHz, VBW = 3 MHz, Sweep: Auto.
3. Average measurements: RBW = 1MHz, VBW = 10 Hz, Sweep: Auto.
4. Measurement Level = Reading Level + Correct Factor.
5. Correct Factor = Antenna factor + Cable loss –Amplifier gain.
6. The average measurement was not performed when the peak measured data under the limit of average detection.
7. The emission levels of other frequencies are very lower than the limit and not show in test report.

Product	:	Intel® Tri-Band Wireless-AC 18265
Test Item	:	Harmonic Radiated Emission Data
Test Date	:	2017/06/09
Test Mode	:	Mode 3 MIMO: Transmit (802.11n-20BW 14.4Mbps)(5240MHz)

Frequency MHz	Correct Factor dB	Reading Level dBμV	Measurement Level dBμV/m	Margin dB	Limit dBμV/m
Horizontal					
Peak Detector:					
10480.000	-1.075	49.430	48.356	-25.644	74.000
Average Detector:					
--	--	--	--	--	54.000
Vertical					
Peak Detector:					
10480.000	-0.148	49.630	49.483	-24.517	74.000
Average Detector:					
--	--	--	--	--	54.000

Note:

1. All Readings below 1GHz are Quasi-Peak, above 1GHz are performed with peak and/or average measurements as necessary.
2. Peak measurements: RBW = 1MHz, VBW = 3 MHz, Sweep: Auto.
3. Average measurements: RBW = 1MHz, VBW = 10 Hz, Sweep: Auto.
4. Measurement Level = Reading Level + Correct Factor.
5. Correct Factor = Antenna factor + Cable loss –Amplifier gain.
6. The average measurement was not performed when the peak measured data under the limit of average detection.
7. The emission levels of other frequencies are very lower than the limit and not show in test report.

Product	:	Intel® Tri-Band Wireless-AC 18265
Test Item	:	Harmonic Radiated Emission Data
Test Date	:	2017/06/09
Test Mode	:	Mode 3 MIMO: Transmit (802.11n-20BW 14.4Mbps)(5260MHz)

Frequency MHz	Correct Factor dB	Reading Level dBμV	Measurement Level dBμV/m	Margin dB	Limit dBμV/m
Horizontal					
Peak Detector:					
10520.000	-0.575	48.930	48.355	-25.645	74.000
Average Detector:					
--	--	--	--	--	54.000
Vertical					
Peak Detector:					
10520.000	0.228	49.750	49.978	-24.022	74.000
Average Detector:					
--	--	--	--	--	54.000

Note:

1. All Readings below 1GHz are Quasi-Peak, above 1GHz are performed with peak and/or average measurements as necessary.
2. Peak measurements: RBW = 1MHz, VBW = 3 MHz, Sweep: Auto.
3. Average measurements: RBW = 1MHz, VBW = 10 Hz, Sweep: Auto.
4. Measurement Level = Reading Level + Correct Factor.
5. Correct Factor = Antenna factor + Cable loss –Amplifier gain.
6. The average measurement was not performed when the peak measured data under the limit of average detection.
7. The emission levels of other frequencies are very lower than the limit and not show in test report.

Product	:	Intel® Tri-Band Wireless-AC 18265
Test Item	:	Harmonic Radiated Emission Data
Test Date	:	2017/06/09
Test Mode	:	Mode 3 MIMO: Transmit (802.11n-20BW 14.4Mbps)(5280MHz)

Frequency MHz	Correct Factor dB	Reading Level dBμV	Measurement Level dBμV/m	Margin dB	Limit dBμV/m
Horizontal					
Peak Detector:					
10560.000	-0.114	50.420	50.306	-23.694	74.000
Average Detector:					
--	--	--	--	--	54.000
Vertical					
Peak Detector:					
10560.000	0.438	50.410	50.848	-23.152	74.000
Average Detector:					
--	--	--	--	--	54.000

Note:

1. All Readings below 1GHz are Quasi-Peak, above 1GHz are performed with peak and/or average measurements as necessary.
2. Peak measurements: RBW = 1MHz, VBW = 3 MHz, Sweep: Auto.
3. Average measurements: RBW = 1MHz, VBW = 10 Hz, Sweep: Auto.
4. Measurement Level = Reading Level + Correct Factor.
5. Correct Factor = Antenna factor + Cable loss –Amplifier gain.
6. The average measurement was not performed when the peak measured data under the limit of average detection.
7. The emission levels of other frequencies are very lower than the limit and not show in test report.

Product	:	Intel® Tri-Band Wireless-AC 18265
Test Item	:	Harmonic Radiated Emission Data
Test Date	:	2017/06/09
Test Mode	:	Mode 3 MIMO: Transmit (802.11n-20BW 14.4Mbps)(5320MHz)

Frequency MHz	Correct Factor dB	Reading Level dBμV	Measurement Level dBμV/m	Margin dB	Limit dBμV/m
Horizontal					
Peak Detector:					
10640.000	0.316	49.320	49.636	-24.364	74.000
Average Detector:					
--	--	--	--	--	54.000
Vertical					
Peak Detector:					
10640.000	0.709	48.720	49.429	-24.571	74.000
Average Detector:					
--	--	--	--	--	54.000

Note:

1. All Readings below 1GHz are Quasi-Peak, above 1GHz are performed with peak and/or average measurements as necessary.
2. Peak measurements: RBW = 1MHz, VBW = 3 MHz, Sweep: Auto.
3. Average measurements: RBW = 1MHz, VBW = 10 Hz, Sweep: Auto.
4. Measurement Level = Reading Level + Correct Factor.
5. Correct Factor = Antenna factor + Cable loss –Amplifier gain.
6. The average measurement was not performed when the peak measured data under the limit of average detection.
7. The emission levels of other frequencies are very lower than the limit and not show in test report.

Product	:	Intel® Tri-Band Wireless-AC 18265
Test Item	:	Harmonic Radiated Emission Data
Test Date	:	2017/06/09
Test Mode	:	Mode 3 MIMO: Transmit (802.11n-20BW 14.4Mbps)(5500MHz)

Frequency MHz	Correct Factor dB	Reading Level dBμV	Measurement Level dBμV/m	Margin dB	Limit dBμV/m
Horizontal					
Peak Detector:					
11000.000	1.709	48.520	50.229	-23.771	74.000
Average Detector:					
--	--	--	--	--	54.000
Vertical					
Peak Detector:					
11000.000	2.442	48.620	51.061	-22.939	74.000
Average Detector:					
--	--	--	--	--	54.000

Note:

1. All Readings below 1GHz are Quasi-Peak, above 1GHz are performed with peak and/or average measurements as necessary.
2. Peak measurements: RBW = 1MHz, VBW = 3 MHz, Sweep: Auto.
3. Average measurements: RBW = 1MHz, VBW = 10 Hz, Sweep: Auto.
4. Measurement Level = Reading Level + Correct Factor.
5. Correct Factor = Antenna factor + Cable loss –Amplifier gain.
6. The average measurement was not performed when the peak measured data under the limit of average detection.
7. The emission levels of other frequencies are very lower than the limit and not show in test report.

Product	:	Intel® Tri-Band Wireless-AC 18265
Test Item	:	Harmonic Radiated Emission Data
Test Date	:	2017/06/09
Test Mode	:	Mode 3 MIMO: Transmit (802.11n-20BW 14.4Mbps)(5600MHz)

Frequency MHz	Correct Factor dB	Reading Level dBμV	Measurement Level dBμV/m	Margin dB	Limit dBμV/m
Horizontal					
Peak Detector:					
11200.000	2.286	48.710	50.996	-23.004	74.000
Average Detector:					
--	--	--	--	--	54.000
Vertical					
Peak Detector:					
11200.000	3.356	48.710	52.066	-21.934	74.000
Average Detector:					
--	--	--	--	--	54.000

Note:

1. All Readings below 1GHz are Quasi-Peak, above 1GHz are performed with peak and/or average measurements as necessary.
2. Peak measurements: RBW = 1MHz, VBW = 3 MHz, Sweep: Auto.
3. Average measurements: RBW = 1MHz, VBW = 10 Hz, Sweep: Auto.
4. Measurement Level = Reading Level + Correct Factor.
5. Correct Factor = Antenna factor + Cable loss –Amplifier gain.
6. The average measurement was not performed when the peak measured data under the limit of average detection.
7. The emission levels of other frequencies are very lower than the limit and not show in test report.

Product	:	Intel® Tri-Band Wireless-AC 18265
Test Item	:	Harmonic Radiated Emission Data
Test Date	:	2017/06/09
Test Mode	:	Mode 3 MIMO: Transmit (802.11n-20BW 14.4Mbps)(5700MHz)

Frequency MHz	Correct Factor dB	Reading Level dBμV	Measurement Level dBμV/m	Margin dB	Limit dBμV/m
Horizontal					
Peak Detector:					
11400.000	2.101	49.210	51.312	-22.688	74.000
Average Detector:					
--	--	--	--	--	54.000
Vertical					
Peak Detector:					
11400.000	2.709	46.130	48.839	-25.161	74.000
Average Detector:					
--	--	--	--	--	54.000

Note:

1. All Readings below 1GHz are Quasi-Peak, above 1GHz are performed with peak and/or average measurements as necessary.
2. Peak measurements: RBW = 1MHz, VBW = 3 MHz, Sweep: Auto.
3. Average measurements: RBW = 1MHz, VBW = 10 Hz, Sweep: Auto.
4. Measurement Level = Reading Level + Correct Factor.
5. Correct Factor = Antenna factor + Cable loss –Amplifier gain.
6. The average measurement was not performed when the peak measured data under the limit of average detection.
7. The emission levels of other frequencies are very lower than the limit and not show in test report.

Product	:	Intel® Tri-Band Wireless-AC 18265
Test Item	:	Harmonic Radiated Emission Data
Test Date	:	2017/06/09
Test Mode	:	Mode 3 MIMO: Transmit (802.11n-20BW 14.4Mbps)(5745MHz)

Frequency MHz	Correct Factor dB	Reading Level dBuV	Measurement Level dBuV/m	Margin dB	Limit dBuV/m
Horizontal Peak Detector:					
11490.000	2.672	48.750	51.422	-22.578	74.000
Average Detector:					
--	--	--	--	--	54.000
Vertical Peak Detector:					
11490.000	3.600	46.130	49.730	-24.270	74.000
Average Detector:					
--	--	--	--	--	54.000

Note:

1. All Readings below 1GHz are Quasi-Peak, above 1GHz are performed with peak and/or average measurements as necessary.
2. Peak measurements: RBW = 1MHz, VBW = 3 MHz, Sweep: Auto.
3. Average measurements: RBW = 1MHz, VBW = 10 Hz, Sweep: Auto.
4. Measurement Level = Reading Level + Correct Factor.
5. Correct Factor = Antenna factor + Cable loss –Amplifier gain.
6. The average measurement was not performed when the peak measured data under the limit of average detection.
7. The emission levels of other frequencies are very lower than the limit and not show in test report.

Product	:	Intel® Tri-Band Wireless-AC 18265
Test Item	:	Harmonic Radiated Emission Data
Test Date	:	2017/06/09
Test Mode	:	Mode 3 MIMO: Transmit (802.11n-20BW 14.4Mbps)(5785MHz)

Frequency MHz	Correct Factor dB	Reading Level dBuV	Measurement Level dBuV/m	Margin dB	Limit dBuV/m
Horizontal					
Peak Detector:					
11570.000	2.336	47.480	49.816	-24.184	74.000
Average Detector:					
--	--	--	--	--	54.000
Vertical					
Peak Detector:					
11570.000	3.225	50.180	53.404	-20.596	74.000
Average Detector:					
--	--	--	--	--	54.000

Note:

1. All Readings below 1GHz are Quasi-Peak, above 1GHz are performed with peak and/or average measurements as necessary.
2. Peak measurements: RBW = 1MHz, VBW = 3 MHz, Sweep: Auto.
3. Average measurements: RBW = 1MHz, VBW = 10 Hz, Sweep: Auto.
4. Measurement Level = Reading Level + Correct Factor.
5. Correct Factor = Antenna factor + Cable loss –Amplifier gain.
6. The average measurement was not performed when the peak measured data under the limit of average detection.
7. The emission levels of other frequencies are very lower than the limit and not show in test report.

Product	:	Intel® Tri-Band Wireless-AC 18265
Test Item	:	Harmonic Radiated Emission Data
Test Date	:	2017/06/09
Test Mode	:	Mode 3 MIMO: Transmit (802.11n-20BW 14.4Mbps)(5825MHz)

Frequency MHz	Correct Factor dB	Reading Level dBuV	Measurement Level dBuV/m	Margin dB	Limit dBuV/m
Horizontal					
Peak Detector:					
11650.000	1.608	48.510	50.119	-23.881	74.000
Average Detector:					
--	--	--	--	--	54.000
Vertical					
Peak Detector:					
11650.000	2.724	47.490	50.215	-23.785	74.000
Average Detector:					
--	--	--	--	--	54.000

Note:

1. All Readings below 1GHz are Quasi-Peak, above 1GHz are performed with peak and/or average measurements as necessary.
2. Peak measurements: RBW = 1MHz, VBW = 3 MHz, Sweep: Auto.
3. Average measurements: RBW = 1MHz, VBW = 10 Hz, Sweep: Auto.
4. Measurement Level = Reading Level + Correct Factor.
5. Correct Factor = Antenna factor + Cable loss –Amplifier gain.
6. The average measurement was not performed when the peak measured data under the limit of average detection.
7. The emission levels of other frequencies are very lower than the limit and not show in test report.

Product	:	Intel® Tri-Band Wireless-AC 18265
Test Item	:	Harmonic Radiated Emission Data
Test Date	:	2017/06/09
Test Mode	:	Mode 3 MIMO: Transmit (802.11n-40BW 30Mbps)(5190MHz)

Frequency MHz	Correct Factor dB	Reading Level dBμV	Measurement Level dBμV/m	Margin dB	Limit dBμV/m
Horizontal					
Peak Detector:					
10380.000	-2.167	48.520	46.353	-27.647	74.000
Average Detector:					
--	--	--	--	--	54.000
Vertical					
Peak Detector:					
10380.000	-1.310	47.430	46.120	-27.880	74.000
Average Detector:					
--	--	--	--	--	54.000

Note:

1. All Readings below 1GHz are Quasi-Peak, above 1GHz are performed with peak and/or average measurements as necessary.
2. Peak measurements: RBW = 1MHz, VBW = 3 MHz, Sweep: Auto.
3. Average measurements: RBW = 1MHz, VBW = 10 Hz, Sweep: Auto.
4. Measurement Level = Reading Level + Correct Factor.
5. Correct Factor = Antenna factor + Cable loss –Amplifier gain.
6. The average measurement was not performed when the peak measured data under the limit of average detection.
7. The emission levels of other frequencies are very lower than the limit and not show in test report.

Product	:	Intel® Tri-Band Wireless-AC 18265
Test Item	:	Harmonic Radiated Emission Data
Test Date	:	2017/06/09
Test Mode	:	Mode 3 MIMO: Transmit (802.11n-40BW 30Mbps)(5230MHz)

Frequency MHz	Correct Factor dB	Reading Level dBμV	Measurement Level dBμV/m	Margin dB	Limit dBμV/m
Horizontal					
Peak Detector:					
10460.000	-1.343	50.420	49.076	-24.924	74.000
Average Detector:					
--	--	--	--	--	54.000
Vertical					
Peak Detector:					
10460.000	-0.418	48.620	48.201	-25.799	74.000
Average Detector:					
--	--	--	--	--	54.000

Note:

1. All Readings below 1GHz are Quasi-Peak, above 1GHz are performed with peak and/or average measurements as necessary.
2. Peak measurements: RBW = 1MHz, VBW = 3 MHz, Sweep: Auto.
3. Average measurements: RBW = 1MHz, VBW = 10 Hz, Sweep: Auto.
4. Measurement Level = Reading Level + Correct Factor.
5. Correct Factor = Antenna factor + Cable loss –Amplifier gain.
6. The average measurement was not performed when the peak measured data under the limit of average detection.
7. The emission levels of other frequencies are very lower than the limit and not show in test report.

Product	:	Intel® Tri-Band Wireless-AC 18265
Test Item	:	Harmonic Radiated Emission Data
Test Date	:	2017/06/09
Test Mode	:	Mode 3 MIMO: Transmit (802.11n-40BW 30Mbps)(5270MHz)

Frequency MHz	Correct Factor dB	Reading Level dBμV	Measurement Level dBμV/m	Margin dB	Limit dBμV/m
Horizontal					
Peak Detector:					
10540.000	-0.344	48.410	48.066	-25.934	74.000
Average Detector:					
--	--	--	--	--	54.000
Vertical					
Peak Detector:					
10540.000	0.334	47.130	47.464	-26.536	74.000
Average Detector:					
--	--	--	--	--	54.000

Note:

1. All Readings below 1GHz are Quasi-Peak, above 1GHz are performed with peak and/or average measurements as necessary.
2. Peak measurements: RBW = 1MHz, VBW = 3 MHz, Sweep: Auto.
3. Average measurements: RBW = 1MHz, VBW = 10 Hz, Sweep: Auto.
4. Measurement Level = Reading Level + Correct Factor.
5. Correct Factor = Antenna factor + Cable loss –Amplifier gain.
6. The average measurement was not performed when the peak measured data under the limit of average detection.
7. The emission levels of other frequencies are very lower than the limit and not show in test report.

Product	:	Intel® Tri-Band Wireless-AC 18265
Test Item	:	Harmonic Radiated Emission Data
Test Date	:	2017/06/09
Test Mode	:	Mode 3 MIMO: Transmit (802.11n-40BW 30Mbps)(5310MHz)

Frequency MHz	Correct Factor dB	Reading Level dBμV	Measurement Level dBμV/m	Margin dB	Limit dBμV/m
Horizontal					
Peak Detector:					
10620.000	0.331	49.420	49.751	-24.249	74.000
Average Detector:					
--	--	--	--	--	54.000
Vertical					
Peak Detector:					
10620.000	0.678	47.480	48.158	-25.842	74.000
Average Detector:					
--	--	--	--	--	54.000

Note:

1. All Readings below 1GHz are Quasi-Peak, above 1GHz are performed with peak and/or average measurements as necessary.
2. Peak measurements: RBW = 1MHz, VBW = 3 MHz, Sweep: Auto.
3. Average measurements: RBW = 1MHz, VBW = 10 Hz, Sweep: Auto.
4. Measurement Level = Reading Level + Correct Factor.
5. Correct Factor = Antenna factor + Cable loss –Amplifier gain.
6. The average measurement was not performed when the peak measured data under the limit of average detection.
7. The emission levels of other frequencies are very lower than the limit and not show in test report.

Product	:	Intel® Tri-Band Wireless-AC 18265
Test Item	:	Harmonic Radiated Emission Data
Test Date	:	2017/06/09
Test Mode	:	Mode 3 MIMO: Transmit (802.11n-40BW 30Mbps)(5510MHz)

Frequency MHz	Correct Factor dB	Reading Level dBμV	Measurement Level dBμV/m	Margin dB	Limit dBμV/m
Horizontal					
Peak Detector:					
11020.000	1.816	48.610	50.425	-23.575	74.000
Average Detector:					
--	--	--	--	--	54.000
Vertical					
Peak Detector:					
11020.000	2.566	47.420	49.986	-24.014	74.000
Average Detector:					
--	--	--	--	--	54.000

Note:

1. All Readings below 1GHz are Quasi-Peak, above 1GHz are performed with peak and/or average measurements as necessary.
2. Peak measurements: RBW = 1MHz, VBW = 3 MHz, Sweep: Auto.
3. Average measurements: RBW = 1MHz, VBW = 10 Hz, Sweep: Auto.
4. Measurement Level = Reading Level + Correct Factor.
5. Correct Factor = Antenna factor + Cable loss –Amplifier gain.
6. The average measurement was not performed when the peak measured data under the limit of average detection.
7. The emission levels of other frequencies are very lower than the limit and not show in test report.

Product	:	Intel® Tri-Band Wireless-AC 18265
Test Item	:	Harmonic Radiated Emission Data
Test Date	:	2017/06/09
Test Mode	:	Mode 3 MIMO: Transmit (802.11n-40BW 30Mbps)(5590MHz)

Frequency MHz	Correct Factor dB	Reading Level dBμV	Measurement Level dBμV/m	Margin dB	Limit dBμV/m
Horizontal					
Peak Detector:					
11180.000	2.255	48.630	50.885	-23.115	74.000
Average Detector:					
--	--	--	--	--	54.000
Vertical					
Peak Detector:					
11180.000	3.279	47.420	50.699	-23.301	74.000
Average Detector:					
--	--	--	--	--	54.000

Note:

1. All Readings below 1GHz are Quasi-Peak, above 1GHz are performed with peak and/or average measurements as necessary.
2. Peak measurements: RBW = 1MHz, VBW = 3 MHz, Sweep: Auto.
3. Average measurements: RBW = 1MHz, VBW = 10 Hz, Sweep: Auto.
4. Measurement Level = Reading Level + Correct Factor.
5. Correct Factor = Antenna factor + Cable loss –Amplifier gain.
6. The average measurement was not performed when the peak measured data under the limit of average detection.
7. The emission levels of other frequencies are very lower than the limit and not show in test report.

Product	:	Intel® Tri-Band Wireless-AC 18265
Test Item	:	Harmonic Radiated Emission Data
Test Date	:	2017/06/09
Test Mode	:	Mode 3 MIMO: Transmit (802.11n-40BW 30Mbps)(5670MHz)

Frequency MHz	Correct Factor dB	Reading Level dBμV	Measurement Level dBμV/m	Margin dB	Limit dBμV/m
Horizontal					
Peak Detector:					
11340.000	1.996	46.920	48.915	-25.085	74.000
Average Detector:					
--	--	--	--	--	54.000
Vertical					
Peak Detector:					
11340.000	2.755	49.310	52.065	-21.935	74.000
Average Detector:					
--	--	--	--	--	54.000

Note:

1. All Readings below 1GHz are Quasi-Peak, above 1GHz are performed with peak and/or average measurements as necessary.
2. Peak measurements: RBW = 1MHz, VBW = 3 MHz, Sweep: Auto.
3. Average measurements: RBW = 1MHz, VBW = 10 Hz, Sweep: Auto.
4. Measurement Level = Reading Level + Correct Factor.
5. Correct Factor = Antenna factor + Cable loss –Amplifier gain.
6. The average measurement was not performed when the peak measured data under the limit of average detection.
7. The emission levels of other frequencies are very lower than the limit and not show in test report.

Product : Intel® Tri-Band Wireless-AC 18265
Test Item : Harmonic Radiated Emission Data
Test Date : 2017/06/09
Test Mode : Mode 3 MIMO: Transmit (802.11n-40BW 30Mbps)(5755MHz)

Frequency MHz	Correct Factor dB	Reading Level dBuV	Measurement Level dBuV/m	Margin dB	Limit dBuV/m
Horizontal					
Peak Detector:					
11510.000	2.683	48.520	51.203	-22.797	74.000
Average Detector:					
--	--	--	--	--	54.000
Vertical					
Peak Detector:					
11510.000	3.640	47.420	51.060	-22.940	74.000
Average Detector:					
--	--	--	--	--	54.000

Note:

1. All Readings below 1GHz are Quasi-Peak, above 1GHz are performed with peak and/or average measurements as necessary.
2. Peak measurements: RBW = 1MHz, VBW = 3 MHz, Sweep: Auto.
3. Average measurements: RBW = 1MHz, VBW = 10 Hz, Sweep: Auto.
4. Measurement Level = Reading Level + Correct Factor.
5. Correct Factor = Antenna factor + Cable loss –Amplifier gain.
6. The average measurement was not performed when the peak measured data under the limit of average detection.
7. The emission levels of other frequencies are very lower than the limit and not show in test report.

Product	:	Intel® Tri-Band Wireless-AC 18265
Test Item	:	Harmonic Radiated Emission Data
Test Date	:	2017/06/09
Test Mode	:	Mode 3 MIMO: Transmit (802.11n-40BW 30Mbps)(5795MHz)

Frequency MHz	Correct Factor dB	Reading Level dBuV	Measurement Level dBuV/m	Margin dB	Limit dBuV/m
Horizontal					
Peak Detector:					
11590.000	2.216	47.119	49.335	-24.665	74.000
Average Detector:					
--	--	--	--	--	54.000
Vertical					
Peak Detector:					
11590.000	3.082	48.160	51.242	-22.758	74.000
Average Detector:					
--	--	--	--	--	54.000

Note:

1. All Readings below 1GHz are Quasi-Peak, above 1GHz are performed with peak and/or average measurements as necessary.
2. Peak measurements: RBW = 1MHz, VBW = 3 MHz, Sweep: Auto.
3. Average measurements: RBW = 1MHz, VBW = 10 Hz, Sweep: Auto.
4. Measurement Level = Reading Level + Correct Factor.
5. Correct Factor = Antenna factor + Cable loss –Amplifier gain.
6. The average measurement was not performed when the peak measured data under the limit of average detection.
7. The emission levels of other frequencies are very lower than the limit and not show in test report.

Product	:	Intel® Tri-Band Wireless-AC 18265
Test Item	:	Harmonic Radiated Emission Data
Test Date	:	2017/06/09
Test Mode	:	Mode 3 MIMO: Transmit (802.11ac-20BW-14.4Mbps)(5720MHz)

Frequency MHz	Correct Factor dB	Reading Level dBuV	Measurement Level dBuV/m	Margin dB	Limit dBuV/m
Horizontal					
Peak Detector:					
11440.000	2.347	47.460	49.807	-24.193	74.000
Average Detector:					
--	--	--	--	--	54.000
Vertical					
Peak Detector:					
11440.000	3.087	48.280	51.367	-22.633	74.000
Average Detector:					
--	--	--	--	--	54.000

Note:

1. All Readings below 1GHz are Quasi-Peak, above 1GHz are performed with peak and/or average measurements as necessary.
2. Peak measurements: RBW = 1MHz, VBW = 3 MHz, Sweep: Auto.
3. Average measurements: RBW = 1MHz, VBW = 10 Hz, Sweep: Auto.
4. Measurement Level = Reading Level + Correct Factor.
5. Correct Factor = Antenna factor + Cable loss –Amplifier gain.
6. The average measurement was not performed when the peak measured data under the limit of average detection.
7. The emission levels of other frequencies are very lower than the limit and not show in test report.

Product	:	Intel® Tri-Band Wireless-AC 18265
Test Item	:	Harmonic Radiated Emission Data
Test Date	:	2017/06/09
Test Mode	:	Mode 3 MIMO: Transmit (802.11ac-40BW-30Mbps)(5710MHz)

Frequency MHz	Correct Factor dB	Reading Level dBuV	Measurement Level dBuV/m	Margin dB	Limit dBuV/m
Horizontal					
Peak Detector:					
11420.000	2.217	49.570	51.786	-22.214	74.000
Average Detector:					
--	--	--	--	--	54.000
Vertical					
Peak Detector:					
11420.000	2.880	48.290	51.170	-22.830	74.000
Average Detector:					
--	--	--	--	--	54.000

Note:

1. All Readings below 1GHz are Quasi-Peak, above 1GHz are performed with peak and/or average measurements as necessary.
2. Peak measurements: RBW = 1MHz, VBW = 3 MHz, Sweep: Auto.
3. Average measurements: RBW = 1MHz, VBW = 10 Hz, Sweep: Auto.
4. Measurement Level = Reading Level + Correct Factor.
5. Correct Factor = Antenna factor + Cable loss –Amplifier gain.
6. The average measurement was not performed when the peak measured data under the limit of average detection.
7. The emission levels of other frequencies are very lower than the limit and not show in test report.

Product	:	Intel® Tri-Band Wireless-AC 18265
Test Item	:	Harmonic Radiated Emission Data
Test Date	:	2017/06/09
Test Mode	:	Mode 3 MIMO: Transmit (802.11ac-80BW-65Mbps)(5210MHz)

Frequency MHz	Correct Factor dB	Reading Level dBuV	Measurement Level dBuV/m	Margin dB	Limit dBuV/m
Horizontal Peak Detector:					
10420.000	-1.883	49.510	47.627	-26.373	74.000
Average Detector:					
--	--	--	--	--	54.000
Vertical Peak Detector:					
10420.000	-0.961	48.260	47.299	-26.701	74.000
Average Detector:					
--	--	--	--	--	54.000

Note:

1. All Readings below 1GHz are Quasi-Peak, above 1GHz are performed with peak and/or average measurements as necessary.
2. Peak measurements: RBW = 1MHz, VBW = 3 MHz, Sweep: Auto.
3. Average measurements: RBW = 1MHz, VBW = 10 Hz, Sweep: Auto.
4. Measurement Level = Reading Level + Correct Factor.
5. Correct Factor = Antenna factor + Cable loss –Amplifier gain.
6. The average measurement was not performed when the peak measured data under the limit of average detection.
7. The emission levels of other frequencies are very lower than the limit and not show in test report.

Product	:	Intel® Tri-Band Wireless-AC 18265
Test Item	:	Harmonic Radiated Emission Data
Test Date	:	2017/06/09
Test Mode	:	Mode 3 MIMO: Transmit (802.11ac-80BW-65Mbps)(5290MHz)

Frequency MHz	Correct Factor dB	Reading Level dBuV	Measurement Level dBuV/m	Margin dB	Limit dBuV/m
Horizontal					
Peak Detector:					
10580.000	0.118	49.640	49.758	-24.242	74.000
Average Detector:					
--	--	--	--	--	54.000
Vertical					
Peak Detector:					
10580.000	0.544	47.430	47.974	-26.026	74.000
Average Detector:					
--	--	--	--	--	54.000

Note:

1. All Readings below 1GHz are Quasi-Peak, above 1GHz are performed with peak and/or average measurements as necessary.
2. Peak measurements: RBW = 1MHz, VBW = 3 MHz, Sweep: Auto.
3. Average measurements: RBW = 1MHz, VBW = 10 Hz, Sweep: Auto.
4. Measurement Level = Reading Level + Correct Factor.
5. Correct Factor = Antenna factor + Cable loss –Amplifier gain.
6. The average measurement was not performed when the peak measured data under the limit of average detection.
7. The emission levels of other frequencies are very lower than the limit and not show in test report.

Product	:	Intel® Tri-Band Wireless-AC 18265
Test Item	:	Harmonic Radiated Emission Data
Test Date	:	2017/06/09
Test Mode	:	Mode 3 MIMO: Transmit (802.11ac-80BW-65Mbps)(5530MHz)

Frequency MHz	Correct Factor dB	Reading Level dBuV	Measurement Level dBuV/m	Margin dB	Limit dBuV/m
Horizontal					
Peak Detector:					
11060.000	1.986	49.720	51.706	-22.294	74.000
Average Detector:					
--	--	--	--	--	54.000
Vertical					
Peak Detector:					
11060.000	2.781	48.820	51.601	-22.399	74.000
Average Detector:					
--	--	--	--	--	54.000

Note:

1. All Readings below 1GHz are Quasi-Peak, above 1GHz are performed with peak and/or average measurements as necessary.
2. Peak measurements: RBW = 1MHz, VBW = 3 MHz, Sweep: Auto.
3. Average measurements: RBW = 1MHz, VBW = 10 Hz, Sweep: Auto.
4. Measurement Level = Reading Level + Correct Factor.
5. Correct Factor = Antenna factor + Cable loss –Amplifier gain.
6. The average measurement was not performed when the peak measured data under the limit of average detection.
7. The emission levels of other frequencies are very lower than the limit and not show in test report.

Product	:	Intel® Tri-Band Wireless-AC 18265
Test Item	:	Harmonic Radiated Emission Data
Test Date	:	2017/06/09
Test Mode	:	Mode 3 MIMO: Transmit (802.11ac-80BW-65Mbps)(5610MHz)

Frequency MHz	Correct Factor dB	Reading Level dBuV	Measurement Level dBuV/m	Margin dB	Limit dBuV/m
Horizontal					
Peak Detector:					
11220.000	2.213	47.420	49.634	-24.366	74.000
Average Detector:					
--	--	--	--	--	54.000
Vertical					
Peak Detector:					
11220.000	3.244	49.260	52.504	-21.496	74.000
Average Detector:					
--	--	--	--	--	54.000

Note:

1. All Readings below 1GHz are Quasi-Peak, above 1GHz are performed with peak and/or average measurements as necessary.
2. Peak measurements: RBW = 1MHz, VBW = 3 MHz, Sweep: Auto.
3. Average measurements: RBW = 1MHz, VBW = 10 Hz, Sweep: Auto.
4. Measurement Level = Reading Level + Correct Factor.
5. Correct Factor = Antenna factor + Cable loss –Amplifier gain.
6. The average measurement was not performed when the peak measured data under the limit of average detection.
7. The emission levels of other frequencies are very lower than the limit and not show in test report.

Product	:	Intel® Tri-Band Wireless-AC 18265
Test Item	:	Harmonic Radiated Emission Data
Test Date	:	2017/06/09
Test Mode	:	Mode 3 MIMO: Transmit (802.11ac-80BW-65Mbps)(5690MHz)

Frequency MHz	Correct Factor dB	Reading Level dBuV	Measurement Level dBuV/m	Margin dB	Limit dBuV/m
Horizontal					
Peak Detector:					
11380.000	2.056	48.590	50.646	-23.354	74.000
Average Detector:					
--	--	--	--	--	54.000
Vertical					
Peak Detector:					
11380.000	2.701	48.710	51.412	-22.588	74.000
Average Detector:					
--	--	--	--	--	54.000

Note:

1. All Readings below 1GHz are Quasi-Peak, above 1GHz are performed with peak and/or average measurements as necessary.
2. Peak measurements: RBW = 1MHz, VBW = 3 MHz, Sweep: Auto.
3. Average measurements: RBW = 1MHz, VBW = 10 Hz, Sweep: Auto.
4. Measurement Level = Reading Level + Correct Factor.
5. Correct Factor = Antenna factor + Cable loss –Amplifier gain.
6. The average measurement was not performed when the peak measured data under the limit of average detection.
7. The emission levels of other frequencies are very lower than the limit and not show in test report.

Product	:	Intel® Tri-Band Wireless-AC 18265
Test Item	:	Harmonic Radiated Emission Data
Test Date	:	2017/06/09
Test Mode	:	Mode 3 MIMO: Transmit (802.11ac-80BW-65Mbps)(5775MHz)

Frequency MHz	Correct Factor dB	Reading Level dBuV	Measurement Level dBuV/m	Margin dB	Limit dBuV/m
Horizontal					
Peak Detector:					
11550.000	2.451	50.320	52.771	-21.229	74.000
Average Detector:					
--	--	--	--	--	54.000
Vertical					
Peak Detector:					
11550.000	3.363	48.520	51.883	-22.117	74.000
Average Detector:					
--	--	--	--	--	54.000

Note:

1. All Readings below 1GHz are Quasi-Peak, above 1GHz are performed with peak and/or average measurements as necessary.
2. Peak measurements: RBW = 1MHz, VBW = 3 MHz, Sweep: Auto.
3. Average measurements: RBW = 1MHz, VBW = 10 Hz, Sweep: Auto.
4. Measurement Level = Reading Level + Correct Factor.
5. Correct Factor = Antenna factor + Cable loss –Amplifier gain.
6. The average measurement was not performed when the peak measured data under the limit of average detection.
7. The emission levels of other frequencies are very lower than the limit and not show in test report.

Product : Intel® Tri-Band Wireless-AC 18265
Test Item : General Radiated Emission
Test Date : 2017/06/09
Test Mode : Mode 1 SISO A: Transmit (802.11a-6Mbps)(5200MHz)

Frequency MHz	Correct Factor dB	Reading Level dBμV	Measurement Level dBμV/m	Margin dB	Limit dBμV/m
Horizontal					
Peak Detector					
129.812	-19.480	46.454	26.974	-16.526	43.500
276.014	-15.218	34.628	19.410	-26.590	46.000
423.623	-12.777	34.661	21.884	-24.116	46.000
607.783	-5.457	31.390	25.933	-20.067	46.000
824.275	-3.941	30.647	26.706	-19.294	46.000
921.275	-3.592	32.644	29.051	-16.949	46.000
Vertical					
Peak Detector					
108.725	-9.707	35.359	25.652	-17.848	43.500
264.768	-17.108	35.734	18.626	-27.374	46.000
422.217	-18.711	35.118	16.408	-29.592	46.000
624.652	-12.477	36.631	24.154	-21.846	46.000
834.116	-7.999	36.049	28.050	-17.950	46.000
917.058	-7.889	35.992	28.103	-17.897	46.000

Note:

1. All Readings below 1GHz are Quasi-Peak, above 1GHz are performed with peak and/or average measurements as necessary.
2. Peak measurements: RBW = 1MHz, VBW = 3 MHz, Sweep: Auto.
3. Average measurements: RBW = 1MHz, VBW = 10 Hz, Sweep: Auto.
4. Measurement Level = Reading Level + Correct Factor.
5. Correct Factor = Antenna factor + Cable loss –Amplifier gain.
6. The average measurement was not performed when the peak measured data under the limit of average detection.
7. The emission levels of other frequencies are very lower than the limit and not show in test report.
8. No emission found between lowest internal used/generated frequency to 30MHz.

Product : Intel® Tri-Band Wireless-AC 18265
Test Item : General Radiated Emission
Test Date : 2017/06/09
Test Mode : Mode 1 SISO A: Transmit (802.11a-6Mbps)(5280MHz)

Frequency MHz	Correct Factor dB	Reading Level dBμV	Measurement Level dBμV/m	Margin dB	Limit dBμV/m
Horizontal					
Peak Detector					
190.261	-19.206	42.280	23.075	-20.425	43.500
280.232	-14.950	39.132	24.182	-21.818	46.000
443.304	-12.407	37.958	25.551	-20.449	46.000
631.681	-8.283	29.136	20.853	-25.147	46.000
834.116	-4.708	26.383	21.676	-24.324	46.000
940.957	-3.593	31.751	28.158	-17.842	46.000
Vertical					
Peak Detector					
155.116	-15.559	42.580	27.021	-16.479	43.500
276.014	-18.076	41.190	23.113	-22.887	46.000
444.710	-17.699	41.815	24.116	-21.884	46.000
631.681	-13.949	36.636	22.687	-23.313	46.000
834.116	-7.999	30.283	22.284	-23.716	46.000
915.652	-9.060	36.681	27.621	-18.379	46.000

Note:

1. All Readings below 1GHz are Quasi-Peak, above 1GHz are performed with peak and/or average measurements as necessary.
2. Peak measurements: RBW = 1MHz, VBW = 3 MHz, Sweep: Auto.
3. Average measurements: RBW = 1MHz, VBW = 10 Hz, Sweep: Auto.
4. Measurement Level = Reading Level + Correct Factor.
5. Correct Factor = Antenna factor + Cable loss –Amplifier gain.
6. The average measurement was not performed when the peak measured data under the limit of average detection.
7. The emission levels of other frequencies are very lower than the limit and not show in test report.
8. No emission found between lowest internal used/generated frequency to 30MHz.

Product : Intel® Tri-Band Wireless-AC 18265
Test Item : General Radiated Emission
Test Date : 2017/06/09
Test Mode : Mode 1 SISO A: Transmit (802.11a-6Mbps)(5600MHz)

Frequency MHz	Correct Factor dB	Reading Level dBμV	Measurement Level dBμV/m	Margin dB	Limit dBμV/m
Horizontal					
Peak Detector					
174.797	-19.273	42.022	22.749	-20.751	43.500
278.826	-15.081	39.967	24.886	-21.114	46.000
451.739	-11.222	38.621	27.398	-18.602	46.000
620.435	-7.564	30.972	23.407	-22.593	46.000
834.116	-4.708	26.883	22.176	-23.824	46.000
935.333	-3.554	29.618	26.064	-19.936	46.000
Vertical					
Peak Detector					
127.000	-13.457	41.563	28.106	-15.394	43.500
235.246	-18.703	41.978	23.275	-22.725	46.000
432.058	-19.028	40.988	21.960	-24.040	46.000
631.681	-13.949	39.136	25.187	-20.813	46.000
834.116	-7.999	31.383	23.384	-22.616	46.000
915.652	-9.060	37.181	28.121	-17.879	46.000

Note:

1. All Readings below 1GHz are Quasi-Peak, above 1GHz are performed with peak and/or average measurements as necessary.
2. Peak measurements: RBW = 1MHz, VBW = 3 MHz, Sweep: Auto.
3. Average measurements: RBW = 1MHz, VBW = 10 Hz, Sweep: Auto.
4. Measurement Level = Reading Level + Correct Factor.
5. Correct Factor = Antenna factor + Cable loss –Amplifier gain.
6. The average measurement was not performed when the peak measured data under the limit of average detection.
7. The emission levels of other frequencies are very lower than the limit and not show in test report.
8. No emission found between lowest internal used/generated frequency to 30MHz.

Product : Intel® Tri-Band Wireless-AC 18265
Test Item : General Radiated Emission
Test Date : 2017/06/09
Test Mode : Mode 1 SISO A: Transmit (802.11a-6Mbps)(5785MHz)

Frequency MHz	Correct Factor dB	Reading Level dBμV	Measurement Level dBμV/m	Margin dB	Limit dBμV/m
Horizontal					
Peak Detector					
108.725	-16.642	39.959	23.317	-20.183	43.500
276.014	-15.218	34.628	19.410	-26.590	46.000
433.464	-11.604	34.813	23.209	-22.791	46.000
641.522	-8.568	30.967	22.399	-23.601	46.000
834.116	-4.708	31.948	27.241	-18.759	46.000
960.638	-3.589	35.924	32.335	-21.665	54.000
Vertical					
Peak Detector					
129.812	-13.511	35.354	21.843	-21.657	43.500
276.014	-18.076	34.629	16.552	-29.448	46.000
481.261	-13.844	35.309	21.464	-24.536	46.000
668.232	-11.664	33.941	22.276	-23.724	46.000
849.580	-9.529	35.995	26.466	-19.534	46.000
917.058	-7.889	35.992	28.103	-17.897	46.000

Note:

1. All Readings below 1GHz are Quasi-Peak, above 1GHz are performed with peak and/or average measurements as necessary.
2. Peak measurements: RBW = 1MHz, VBW = 3 MHz, Sweep: Auto.
3. Average measurements: RBW = 1MHz, VBW = 10 Hz, Sweep: Auto.
4. Measurement Level = Reading Level + Correct Factor.
5. Correct Factor = Antenna factor + Cable loss –Amplifier gain.
6. The average measurement was not performed when the peak measured data under the limit of average detection.
7. The emission levels of other frequencies are very lower than the limit and not show in test report.
8. No emission found between lowest internal used/generated frequency to 30MHz.

Product : Intel® Tri-Band Wireless-AC 18265
Test Item : General Radiated Emission
Test Mode : Mode 1 SISO A: Transmit (802.11n-20BW 7.2Mbps)(5200MHz)

Frequency MHz	Correct Factor dB	Reading Level dBμV	Measurement Level dBμV/m	Margin dB	Limit dBμV/m
Horizontal					
Peak Detector					
108.725	15.068	40.959	24.317	-19.183	43.500
276.014	16.262	34.628	19.410	-26.590	46.000
446.116	18.869	35.267	22.656	-23.344	46.000
631.681	23.257	30.859	22.576	-23.424	46.000
838.333	26.582	29.425	24.437	-21.563	46.000
932.522	28.448	30.878	27.725	-18.275	46.000
Vertical					
Peak Detector					
108.725	-9.707	35.359	25.652	-17.848	43.500
292.884	-17.324	35.036	17.712	-28.288	46.000
477.043	-14.165	35.230	21.065	-24.935	46.000
645.739	-14.991	35.868	20.877	-25.123	46.000
834.116	-7.999	36.049	28.050	-17.950	46.000
917.058	-7.889	35.992	28.103	-17.897	46.000

Note:

1. All Readings below 1GHz are Quasi-Peak, above 1GHz are performed with peak and/or average measurements as necessary.
2. Peak measurements: RBW = 1MHz, VBW = 3 MHz, Sweep: Auto.
3. Average measurements: RBW = 1MHz, VBW = 10 Hz, Sweep: Auto.
4. Measurement Level = Reading Level + Correct Factor.
5. Correct Factor = Antenna factor + Cable loss –Amplifier gain.
6. The average measurement was not performed when the peak measured data under the limit of average detection.
7. The emission levels of other frequencies are very lower than the limit and not show in test report.
8. No emission found between lowest internal used/generated frequency to 30MHz.

Product : Intel® Tri-Band Wireless-AC 18265
Test Item : General Radiated Emission
Test Date : 2017/06/09
Test Mode : Mode 1 SISO A: Transmit (802.11n-20BW 7.2Mbps)(5290MHz)

Frequency MHz	Correct Factor dB	Reading Level dBμV	Measurement Level dBμV/m	Margin dB	Limit dBμV/m
Horizontal					
Peak Detector					
108.725	-16.642	40.459	23.817	-19.683	43.500
276.014	-15.218	34.628	19.410	-26.590	46.000
440.493	-11.775	36.295	24.520	-21.480	46.000
621.841	-7.748	29.830	22.082	-23.918	46.000
818.652	-4.463	30.624	26.161	-19.839	46.000
940.957	-3.593	35.819	32.226	-13.774	46.000
Vertical					
Peak Detector					
108.725	-9.707	35.359	25.652	-17.848	43.500
254.928	-17.054	36.036	18.983	-27.017	46.000
448.928	-17.164	35.684	18.521	-27.479	46.000
655.580	-14.189	36.198	22.009	-23.991	46.000
858.014	-9.459	35.952	26.493	-19.507	46.000
917.058	-7.889	35.992	28.103	-17.897	46.000

Note:

1. All Readings below 1GHz are Quasi-Peak, above 1GHz are performed with peak and/or average measurements as necessary.
2. Peak measurements: RBW = 1MHz, VBW = 3 MHz, Sweep: Auto.
3. Average measurements: RBW = 1MHz, VBW = 10 Hz, Sweep: Auto.
4. Measurement Level = Reading Level + Correct Factor.
5. Correct Factor = Antenna factor + Cable loss –Amplifier gain.
6. The average measurement was not performed when the peak measured data under the limit of average detection.
7. The emission levels of other frequencies are very lower than the limit and not show in test report.
8. No emission found between lowest internal used/generated frequency to 30MHz.

Product : Intel® Tri-Band Wireless-AC 18265
Test Item : General Radiated Emission
Test Date : 2017/06/09
Test Mode : Mode 1 SISO A: Transmit (802.11n-20BW 7.2Mbps)(5600MHz)

Frequency MHz	Correct Factor dB	Reading Level dBμV	Measurement Level dBμV/m	Margin dB	Limit dBμV/m
Horizontal					
Peak Detector					
145.275	-19.703	41.665	21.961	-21.539	43.500
270.391	-14.426	35.247	20.821	-25.179	46.000
446.116	-12.611	35.267	22.656	-23.344	46.000
621.841	-7.748	30.830	23.082	-22.918	46.000
834.116	-4.708	31.448	26.741	-19.259	46.000
940.957	-3.593	33.719	30.126	-15.874	46.000
Vertical					
Peak Detector					
156.522	-15.545	36.002	20.457	-23.043	43.500
264.768	-17.108	35.734	18.626	-27.374	46.000
447.522	-17.342	35.170	17.828	-28.172	46.000
644.333	-14.885	35.958	21.073	-24.927	46.000
849.580	-9.529	35.995	26.466	-19.534	46.000
977.507	-7.501	35.828	28.327	-25.673	54.000

Note:

1. All Readings below 1GHz are Quasi-Peak, above 1GHz are performed with peak and/or average measurements as necessary.
2. Peak measurements: RBW = 1MHz, VBW = 3 MHz, Sweep: Auto.
3. Average measurements: RBW = 1MHz, VBW = 10 Hz, Sweep: Auto.
4. Measurement Level = Reading Level + Correct Factor.
5. Correct Factor = Antenna factor + Cable loss –Amplifier gain.
6. The average measurement was not performed when the peak measured data under the limit of average detection.
7. The emission levels of other frequencies are very lower than the limit and not show in test report.
8. No emission found between lowest internal used/generated frequency to 30MHz.

Product : Intel® Tri-Band Wireless-AC 18265
Test Item : General Radiated Emission
Test Date : 2017/06/09
Test Mode : Mode 1 SISO A: Transmit (802.11n-20BW 7.2Mbps)(5785MHz)

Frequency MHz	Correct Factor dB	Reading Level dBμV	Measurement Level dBμV/m	Margin dB	Limit dBμV/m
Horizontal					
Peak Detector					
108.725	-16.642	40.459	23.817	-19.683	43.500
235.246	-17.974	35.586	17.612	-28.388	46.000
423.623	-12.777	34.689	21.912	-24.088	46.000
641.522	-8.568	35.567	26.999	-19.001	46.000
818.652	-4.463	33.124	28.661	-17.339	46.000
939.551	-3.601	36.011	32.410	-13.590	46.000
Vertical					
Peak Detector					
156.522	-15.545	36.002	20.457	-23.043	43.500
267.580	-17.926	35.427	17.501	-28.499	46.000
465.797	-14.499	34.892	20.394	-25.606	46.000
642.928	-14.474	35.700	21.226	-24.774	46.000
835.522	-8.104	36.170	28.066	-17.934	46.000
917.058	-7.889	35.992	28.103	-17.897	46.000

Note:

1. All Readings below 1GHz are Quasi-Peak, above 1GHz are performed with peak and/or average measurements as necessary.
2. Peak measurements: RBW = 1MHz, VBW = 3 MHz, Sweep: Auto.
3. Average measurements: RBW = 1MHz, VBW = 10 Hz, Sweep: Auto.
4. Measurement Level = Reading Level + Correct Factor.
5. Correct Factor = Antenna factor + Cable loss –Amplifier gain.
6. The average measurement was not performed when the peak measured data under the limit of average detection.
7. The emission levels of other frequencies are very lower than the limit and not show in test report.
8. No emission found between lowest internal used/generated frequency to 30MHz.

Product : Intel® Tri-Band Wireless-AC 18265
Test Item : General Radiated Emission
Test Date : 2017/06/09
Test Mode : Mode 1 SISO A: Transmit (802.11n-40BW 15Mbps)(5190MHz)

Frequency MHz	Correct Factor dB	Reading Level dBμV	Measurement Level dBμV/m	Margin dB	Limit dBμV/m
Horizontal					
Peak Detector					
156.522	-19.949	44.602	24.654	-18.846	43.500
276.014	-15.218	34.628	19.410	-26.590	46.000
409.565	-12.692	35.049	22.358	-23.642	46.000
641.522	-8.568	35.567	26.999	-19.001	46.000
838.333	-4.988	32.425	27.437	-18.563	46.000
932.522	-3.152	35.978	32.825	-13.175	46.000
Vertical					
Peak Detector					
118.565	-12.752	36.060	23.308	-20.192	43.500
240.870	-17.856	36.077	18.221	-27.779	46.000
391.290	-12.751	35.225	22.474	-23.526	46.000
621.841	-12.653	35.430	22.777	-23.223	46.000
834.116	-7.999	36.049	28.050	-17.950	46.000
917.058	-7.889	35.992	28.103	-17.897	46.000

Note:

1. All Readings below 1GHz are Quasi-Peak, above 1GHz are performed with peak and/or average measurements as necessary.
2. Peak measurements: RBW = 1MHz, VBW = 3 MHz, Sweep: Auto.
3. Average measurements: RBW = 1MHz, VBW = 10 Hz, Sweep: Auto.
4. Measurement Level = Reading Level + Correct Factor.
5. Correct Factor = Antenna factor + Cable loss –Amplifier gain.
6. The average measurement was not performed when the peak measured data under the limit of average detection.
7. The emission levels of other frequencies are very lower than the limit and not show in test report.
8. No emission found between lowest internal used/generated frequency to 30MHz.

Product : Intel® Tri-Band Wireless-AC 18265
Test Item : General Radiated Emission
Test Date : 2017/06/09
Test Mode : Mode 1 SISO A: Transmit (802.11n-40BW 15Mbps)(5270MHz)

Frequency MHz	Correct Factor dB	Reading Level dBμV	Measurement Level dBμV/m	Margin dB	Limit dBμV/m
Horizontal					
Peak Detector					
136.841	-19.727	42.022	22.296	-21.204	43.500
247.899	-15.516	37.941	22.425	-23.575	46.000
416.594	-12.834	39.690	26.856	-19.144	46.000
623.246	-7.907	29.417	21.510	-24.490	46.000
835.522	-4.975	28.652	23.678	-22.322	46.000
935.333	-3.554	31.618	28.064	-17.936	46.000
Vertical					
Peak Detector					
155.116	-15.559	42.580	27.021	-16.479	43.500
281.638	-17.976	41.208	23.232	-22.768	46.000
425.029	-19.424	41.264	21.839	-24.161	46.000
631.681	-13.949	36.636	22.687	-23.313	46.000
821.464	-6.752	31.126	24.375	-21.625	46.000
915.652	-9.060	38.181	29.121	-16.879	46.000

Note:

1. All Readings below 1GHz are Quasi-Peak, above 1GHz are performed with peak and/or average measurements as necessary.
2. Peak measurements: RBW = 1MHz, VBW = 3 MHz, Sweep: Auto.
3. Average measurements: RBW = 1MHz, VBW = 10 Hz, Sweep: Auto.
4. Measurement Level = Reading Level + Correct Factor.
5. Correct Factor = Antenna factor + Cable loss –Amplifier gain.
6. The average measurement was not performed when the peak measured data under the limit of average detection.
7. The emission levels of other frequencies are very lower than the limit and not show in test report.
8. No emission found between lowest internal used/generated frequency to 30MHz.

Product : Intel® Tri-Band Wireless-AC 18265
Test Item : General Radiated Emission
Test Date : 2017/06/09
Test Mode : Mode 1 SISO A: Transmit (802.11n-40BW 15Mbps)(5590MHz)

Frequency MHz	Correct Factor dB	Reading Level dBμV	Measurement Level dBμV/m	Margin dB	Limit dBμV/m
Horizontal					
Peak Detector					
108.725	-16.642	40.459	23.817	-19.683	43.500
215.565	-20.077	41.191	21.115	-22.385	43.500
425.029	-12.743	34.943	22.200	-23.800	46.000
641.522	-8.568	30.967	22.399	-23.601	46.000
838.333	-4.988	31.425	26.437	-19.563	46.000
939.551	-3.601	36.011	32.410	-13.590	46.000
Vertical					
Peak Detector					
108.725	-9.707	35.359	25.652	-17.848	43.500
245.087	-17.807	35.909	18.102	-27.898	46.000
410.971	-16.408	35.329	18.920	-27.080	46.000
619.029	-12.493	35.827	23.334	-22.666	46.000
834.116	-7.999	36.049	28.050	-17.950	46.000
917.058	-7.889	35.992	28.103	-17.897	46.000

Note:

1. All Readings below 1GHz are Quasi-Peak, above 1GHz are performed with peak and/or average measurements as necessary.
2. Peak measurements: RBW = 1MHz, VBW = 3 MHz, Sweep: Auto.
3. Average measurements: RBW = 1MHz, VBW = 10 Hz, Sweep: Auto.
4. Measurement Level = Reading Level + Correct Factor.
5. Correct Factor = Antenna factor + Cable loss –Amplifier gain.
6. The average measurement was not performed when the peak measured data under the limit of average detection.
7. The emission levels of other frequencies are very lower than the limit and not show in test report.
8. No emission found between lowest internal used/generated frequency to 30MHz.

Product : Intel® Tri-Band Wireless-AC 18265
Test Item : General Radiated Emission
Test Date : 2017/06/09
Test Mode : Mode 1 SISO A: Transmit (802.11n-40BW 15Mbps)(5755MHz)

Frequency MHz	Correct Factor dB	Reading Level dBμV	Measurement Level dBμV/m	Margin dB	Limit dBμV/m
Horizontal					
Peak Detector					
118.565	-18.839	43.660	24.821	-18.679	43.500
276.014	-15.218	34.628	19.410	-26.590	46.000
425.029	-12.743	34.843	22.100	-23.900	46.000
621.841	-7.748	31.330	23.582	-22.418	46.000
834.116	-4.708	31.948	27.241	-18.759	46.000
940.957	-3.593	35.819	32.226	-13.774	46.000
Vertical					
Peak Detector					
108.725	-9.707	35.359	25.652	-17.848	43.500
240.870	-17.856	36.077	18.221	-27.779	46.000
481.261	-13.844	35.309	21.464	-24.536	46.000
644.333	-14.885	35.958	21.073	-24.927	46.000
834.116	-7.999	36.049	28.050	-17.950	46.000
917.058	-7.889	35.992	28.103	-17.897	46.000

Note:

1. All Readings below 1GHz are Quasi-Peak, above 1GHz are performed with peak and/or average measurements as necessary.
2. Peak measurements: RBW = 1MHz, VBW = 3 MHz, Sweep: Auto.
3. Average measurements: RBW = 1MHz, VBW = 10 Hz, Sweep: Auto.
4. Measurement Level = Reading Level + Correct Factor.
5. Correct Factor = Antenna factor + Cable loss –Amplifier gain.
6. The average measurement was not performed when the peak measured data under the limit of average detection.
7. The emission levels of other frequencies are very lower than the limit and not show in test report.
8. No emission found between lowest internal used/generated frequency to 30MHz.

Product : Intel® Tri-Band Wireless-AC 18265
Test Item : General Radiated Emission
Test Date : 2017/06/09
Test Mode : Mode 1 SISO A: Transmit (802.11ac-20BW-7.2Mbps)(5720MHz)

Frequency MHz	Correct Factor dB	Reading Level dBμV	Measurement Level dBμV/m	Margin dB	Limit dBμV/m
Horizontal					
Peak Detector					
108.725	-16.642	40.459	23.817	-19.683	43.500
261.957	-14.437	35.081	20.644	-25.356	46.000
426.435	-12.588	34.969	22.382	-23.618	46.000
628.870	-8.333	35.935	27.603	-18.397	46.000
838.333	-4.988	33.425	28.437	-17.563	46.000
950.797	-3.308	37.115	33.807	-12.193	46.000
Vertical					
Peak Detector					
100.290	-9.348	35.195	25.847	-17.653	43.500
254.928	-17.054	36.036	18.983	-27.017	46.000
441.899	-18.051	36.347	18.295	-27.705	46.000
630.275	-13.837	35.927	22.090	-23.910	46.000
834.116	-7.999	36.049	28.050	-17.950	46.000
914.246	-8.827	36.330	27.503	-18.497	46.000

Note:

1. All Readings below 1GHz are Quasi-Peak, above 1GHz are performed with peak and/or average measurements as necessary.
2. Peak measurements: RBW = 1MHz, VBW = 3 MHz, Sweep: Auto.
3. Average measurements: RBW = 1MHz, VBW = 10 Hz, Sweep: Auto.
4. Measurement Level = Reading Level + Correct Factor.
5. Correct Factor = Antenna factor + Cable loss –Amplifier gain.
6. The average measurement was not performed when the peak measured data under the limit of average detection.
7. The emission levels of other frequencies are very lower than the limit and not show in test report.
8. No emission found between lowest internal used/generated frequency to 30MHz.

Product : Intel® Tri-Band Wireless-AC 18265
Test Item : General Radiated Emission
Test Date : 2017/06/09
Test Mode : Mode 1 SISO A: Transmit (802.11ac-40BW-15Mbps)(5710MHz)

Frequency MHz	Correct Factor dB	Reading Level dBμV	Measurement Level dBμV/m	Margin dB	Limit dBμV/m
Horizontal					
Peak Detector					
108.725	-16.642	41.459	24.817	-18.683	43.500
276.014	-15.218	34.628	19.410	-26.590	46.000
484.072	-10.405	35.167	24.761	-21.239	46.000
621.841	-7.748	35.430	27.682	-18.318	46.000
828.493	-3.806	31.847	28.041	-17.959	46.000
942.362	-3.547	36.663	33.117	-12.883	46.000
Vertical					
Peak Detector					
108.725	-9.707	35.359	25.652	-17.848	43.500
247.899	-17.289	35.307	18.018	-27.982	46.000
447.522	-17.342	35.170	17.828	-28.172	46.000
621.841	-12.653	35.430	22.777	-23.223	46.000
849.580	-9.529	35.995	26.466	-19.534	46.000
932.522	-3.935	35.978	32.042	-13.958	46.000

Note:

1. All Readings below 1GHz are Quasi-Peak, above 1GHz are performed with peak and/or average measurements as necessary.
2. Peak measurements: RBW = 1MHz, VBW = 3 MHz, Sweep: Auto.
3. Average measurements: RBW = 1MHz, VBW = 10 Hz, Sweep: Auto.
4. Measurement Level = Reading Level + Correct Factor.
5. Correct Factor = Antenna factor + Cable loss –Amplifier gain.
6. The average measurement was not performed when the peak measured data under the limit of average detection.
7. The emission levels of other frequencies are very lower than the limit and not show in test report.
8. No emission found between lowest internal used/generated frequency to 30MHz.

Product : Intel® Tri-Band Wireless-AC 18265
Test Item : General Radiated Emission
Test Date : 2017/06/09
Test Mode : Mode 1 SISO A: Transmit (802.11ac-80BW-32.5Mbps)(5210MHz)

Frequency MHz	Correct Factor dB	Reading Level dBμV	Measurement Level dBμV/m	Margin dB	Limit dBμV/m
Horizontal					
Peak Detector					
108.725	-16.642	37.959	21.317	-22.183	43.500
235.246	-17.974	35.586	17.612	-28.388	46.000
415.188	-12.835	34.682	21.847	-24.153	46.000
621.841	-7.748	35.430	27.682	-18.318	46.000
838.333	-4.988	31.925	26.937	-19.063	46.000
924.087	-3.752	31.944	28.192	-17.808	46.000
Vertical					
Peak Detector					
129.812	-13.511	35.354	21.843	-21.657	43.500
238.058	-18.235	35.361	17.126	-28.874	46.000
426.435	-19.632	34.969	15.338	-30.662	46.000
630.275	-13.837	35.927	22.090	-23.910	46.000
834.116	-7.999	36.049	28.050	-17.950	46.000
917.058	-7.889	35.992	28.103	-17.897	46.000

Note:

1. All Readings below 1GHz are Quasi-Peak, above 1GHz are performed with peak and/or average measurements as necessary.
2. Peak measurements: RBW = 1MHz, VBW = 3 MHz, Sweep: Auto.
3. Average measurements: RBW = 1MHz, VBW = 10 Hz, Sweep: Auto.
4. Measurement Level = Reading Level + Correct Factor.
5. Correct Factor = Antenna factor + Cable loss –Amplifier gain.
6. The average measurement was not performed when the peak measured data under the limit of average detection.
7. The emission levels of other frequencies are very lower than the limit and not show in test report.
8. No emission found between lowest internal used/generated frequency to 30MHz.

Product : Intel® Tri-Band Wireless-AC 18265
Test Item : General Radiated Emission
Test Date : 2017/06/09
Test Mode : Mode 1 SISO A: Transmit (802.11ac-80BW-32.5Mbps)(5290MHz)

Frequency MHz	Correct Factor dB	Reading Level dBμV	Measurement Level dBμV/m	Margin dB	Limit dBμV/m
Horizontal					
Peak Detector					
108.725	-16.642	38.959	22.317	-21.183	43.500
276.014	-15.218	34.628	19.410	-26.590	46.000
443.304	-12.407	35.159	22.752	-23.248	46.000
621.841	-7.748	32.330	24.582	-21.418	46.000
838.333	-4.988	31.925	26.937	-19.063	46.000
922.681	-3.688	31.963	28.274	-17.726	46.000
Vertical					
Peak Detector					
108.725	-9.707	35.359	25.652	-17.848	43.500
267.580	-17.926	35.427	17.501	-28.499	46.000
406.754	-16.229	34.966	18.737	-27.263	46.000
644.333	-14.885	35.958	21.073	-24.927	46.000
798.971	-7.364	36.116	28.752	-17.248	46.000
917.058	-7.889	35.992	28.103	-17.897	46.000

Note:

1. All Readings below 1GHz are Quasi-Peak, above 1GHz are performed with peak and/or average measurements as necessary.
2. Peak measurements: RBW = 1MHz, VBW = 3 MHz, Sweep: Auto.
3. Average measurements: RBW = 1MHz, VBW = 10 Hz, Sweep: Auto.
4. Measurement Level = Reading Level + Correct Factor.
5. Correct Factor = Antenna factor + Cable loss –Amplifier gain.
6. The average measurement was not performed when the peak measured data under the limit of average detection.
7. The emission levels of other frequencies are very lower than the limit and not show in test report.
8. No emission found between lowest internal used/generated frequency to 30MHz.

Product : Intel® Tri-Band Wireless-AC 18265
Test Item : General Radiated Emission
Test Date : 2017/06/09
Test Mode : Mode 1 SISO A: Transmit (802.11ac-80BW-32.5Mbps)(5530MHz)

Frequency MHz	Correct Factor dB	Reading Level dBμV	Measurement Level dBμV/m	Margin dB	Limit dBμV/m
Horizontal					
Peak Detector					
148.087	-19.605	40.834	21.229	-22.271	43.500
276.014	-15.218	34.628	19.410	-26.590	46.000
444.710	-12.689	35.276	22.587	-23.413	46.000
621.841	-7.748	35.430	27.682	-18.318	46.000
838.333	-4.988	32.925	27.937	-18.063	46.000
939.551	-3.601	35.911	32.310	-13.690	46.000
Vertical					
Peak Detector					
108.725	-9.707	35.359	25.652	-17.848	43.500
253.522	-17.014	35.299	18.284	-27.716	46.000
406.754	-16.229	34.966	18.737	-27.263	46.000
651.362	-14.620	35.752	21.132	-24.868	46.000
796.159	-7.318	35.667	28.350	-17.650	46.000
917.058	-7.889	35.992	28.103	-17.897	46.000

Note:

1. All Readings below 1GHz are Quasi-Peak, above 1GHz are performed with peak and/or average measurements as necessary.
2. Peak measurements: RBW = 1MHz, VBW = 3 MHz, Sweep: Auto.
3. Average measurements: RBW = 1MHz, VBW = 10 Hz, Sweep: Auto.
4. Measurement Level = Reading Level + Correct Factor.
5. Correct Factor = Antenna factor + Cable loss –Amplifier gain.
6. The average measurement was not performed when the peak measured data under the limit of average detection.
7. The emission levels of other frequencies are very lower than the limit and not show in test report.
8. No emission found between lowest internal used/generated frequency to 30MHz.

Product : Intel® Tri-Band Wireless-AC 18265
Test Item : General Radiated Emission
Test Date : 2017/06/09
Test Mode : Mode 1 SISO A: Transmit (802.11ac-80BW-32.5Mbps)(5775MHz)

Frequency MHz	Correct Factor dB	Reading Level dBμV	Measurement Level dBμV/m	Margin dB	Limit dBμV/m
Horizontal					
Peak Detector					
108.725	-16.642	42.459	25.817	-17.683	43.500
245.087	15.760	35.909	20.159	-25.841	46.000
409.565	18.768	35.049	22.358	-23.642	46.000
621.841	-7.748	30.830	23.082	-22.918	46.000
798.971	-5.009	32.016	27.007	-18.993	46.000
939.551	27.999	36.011	32.410	-13.590	46.000
Vertical					
Peak Detector					
128.406	-13.479	35.614	22.135	-21.365	43.500
256.333	-17.011	35.225	18.214	-27.786	46.000
446.116	-17.521	35.818	18.297	-27.703	46.000
623.246	-12.566	36.063	23.497	-22.503	46.000
849.580	-9.529	35.995	26.466	-19.534	46.000
917.058	-7.889	35.992	28.103	-17.897	46.000

Note:

1. All Readings below 1GHz are Quasi-Peak, above 1GHz are performed with peak and/or average measurements as necessary.
2. Peak measurements: RBW = 1MHz, VBW = 3 MHz, Sweep: Auto.
3. Average measurements: RBW = 1MHz, VBW = 10 Hz, Sweep: Auto.
4. Measurement Level = Reading Level + Correct Factor.
5. Correct Factor = Antenna factor + Cable loss –Amplifier gain.
6. The average measurement was not performed when the peak measured data under the limit of average detection.
7. The emission levels of other frequencies are very lower than the limit and not show in test report.
8. No emission found between lowest internal used/generated frequency to 30MHz.

Product : Intel® Tri-Band Wireless-AC 18265
Test Item : General Radiated Emission
Test Date : 2017/06/12
Test Mode : Mode 2 SISO B: Transmit (802.11a-6Mbps)(5200MHz)

Frequency MHz	Correct Factor dB	Reading Level dBμV	Measurement Level dBμV/m	Margin dB	Limit dBμV/m
Horizontal					
Peak Detector					
148.087	-19.605	48.064	28.459	-15.041	43.500
277.420	-15.164	37.262	22.097	-23.903	46.000
433.464	-11.604	36.713	25.109	-20.891	46.000
637.304	-8.034	27.548	19.514	-26.486	46.000
834.116	-4.708	29.995	25.288	-20.712	46.000
949.391	-3.300	30.871	27.571	-18.429	46.000
Vertical					
Peak Detector					
159.333	-15.537	40.746	25.209	-18.291	43.500
278.826	-18.188	40.626	22.438	-23.562	46.000
432.058	-19.028	40.166	21.138	-24.862	46.000
620.435	-12.679	34.606	21.927	-24.073	46.000
821.464	-6.752	30.801	24.050	-21.950	46.000
915.652	-9.060	38.331	29.271	-16.729	46.000

Note:

1. All Readings below 1GHz are Quasi-Peak, above 1GHz are performed with peak and/or average measurements as necessary.
2. Peak measurements: RBW = 1MHz, VBW = 3 MHz, Sweep: Auto.
3. Average measurements: RBW = 1MHz, VBW = 10 Hz, Sweep: Auto.
4. Measurement Level = Reading Level + Correct Factor.
5. Correct Factor = Antenna factor + Cable loss –Amplifier gain.
6. The average measurement was not performed when the peak measured data under the limit of average detection.
7. The emission levels of other frequencies are very lower than the limit and not show in test report.
8. No emission found between lowest internal used/generated frequency to 30MHz.

Product	:	Intel® Tri-Band Wireless-AC 18265
Test Item	:	General Radiated Emission
Test Date	:	2017/06/12
Test Mode	:	Mode 2 SISO B: Transmit (802.11a-6Mbps)(5280MHz)

Frequency MHz	Correct Factor dB	Reading Level dBμV	Measurement Level dBμV/m	Margin dB	Limit dBμV/m
Horizontal					
Peak Detector					
155.116	-19.508	42.580	23.073	-20.427	43.500
276.014	-15.218	38.658	23.440	-22.560	46.000
420.812	-12.834	37.187	24.353	-21.647	46.000
626.058	-8.181	30.748	22.566	-23.434	46.000
834.116	-4.708	27.883	23.176	-22.824	46.000
935.333	-3.554	29.118	25.564	-20.436	46.000
Vertical					
Peak Detector					
170.580	-18.177	41.624	23.447	-20.053	43.500
249.304	-17.010	38.222	21.212	-24.788	46.000
450.333	-16.938	41.594	24.656	-21.344	46.000
645.739	-14.991	36.474	21.483	-24.517	46.000
852.391	-9.643	32.023	22.380	-23.620	46.000
915.652	-9.060	35.781	26.721	-19.279	46.000

Note:

1. All Readings below 1GHz are Quasi-Peak, above 1GHz are performed with peak and/or average measurements as necessary.
2. Peak measurements: RBW = 1MHz, VBW = 3 MHz, Sweep: Auto.
3. Average measurements: RBW = 1MHz, VBW = 10 Hz, Sweep: Auto.
4. Measurement Level = Reading Level + Correct Factor.
5. Correct Factor = Antenna factor + Cable loss –Amplifier gain.
6. The average measurement was not performed when the peak measured data under the limit of average detection.
7. The emission levels of other frequencies are very lower than the limit and not show in test report.
8. No emission found between lowest internal used/generated frequency to 30MHz.

Product : Intel® Tri-Band Wireless-AC 18265
Test Item : General Radiated Emission
Test Date : 2017/06/12
Test Mode : Mode 2 SISO B: Transmit (802.11a-6Mbps)(5600MHz)

Frequency MHz	Correct Factor dB	Reading Level dBμV	Measurement Level dBμV/m	Margin dB	Limit dBμV/m
Horizontal					
Peak Detector					
139.652	-19.823	41.573	21.750	-21.750	43.500
274.609	-15.164	35.055	19.891	-26.109	46.000
447.522	-12.270	35.249	22.979	-23.021	46.000
644.333	-8.428	29.246	20.818	-25.182	46.000
836.928	-5.012	26.491	21.479	-24.521	46.000
935.333	-3.554	32.094	28.540	-17.460	46.000
Vertical					
Peak Detector					
155.116	-15.559	41.441	25.882	-17.618	43.500
277.420	-18.132	41.361	23.229	-22.771	46.000
416.594	-18.053	40.821	22.768	-23.232	46.000
617.623	-12.184	32.303	20.119	-25.881	46.000
827.087	-6.931	30.937	24.006	-21.994	46.000
914.246	-8.827	36.495	27.668	-18.332	46.000

Note:

1. All Readings below 1GHz are Quasi-Peak, above 1GHz are performed with peak and/or average measurements as necessary.
2. Peak measurements: RBW = 1MHz, VBW = 3 MHz, Sweep: Auto.
3. Average measurements: RBW = 1MHz, VBW = 10 Hz, Sweep: Auto.
4. Measurement Level = Reading Level + Correct Factor.
5. Correct Factor = Antenna factor + Cable loss –Amplifier gain.
6. The average measurement was not performed when the peak measured data under the limit of average detection.
7. The emission levels of other frequencies are very lower than the limit and not show in test report.
8. No emission found between lowest internal used/generated frequency to 30MHz.

Product : Intel® Tri-Band Wireless-AC 18265
Test Item : General Radiated Emission
Test Date : 2017/06/12
Test Mode : Mode 2 SISO B: Transmit (802.11a-6Mbps)(5785MHz)

Frequency MHz	Correct Factor dB	Reading Level dBμV	Measurement Level dBμV/m	Margin dB	Limit dBμV/m
Horizontal					
Peak Detector					
155.116	-19.508	41.440	21.933	-21.567	43.500
323.812	-13.955	33.383	19.428	-26.572	46.000
447.522	-12.270	35.749	23.479	-22.521	46.000
633.087	-8.088	30.584	22.497	-23.503	46.000
818.652	-4.463	26.669	22.206	-23.794	46.000
938.145	-3.596	30.911	27.315	-18.685	46.000
Vertical					
Peak Detector					
132.623	-13.771	41.223	27.452	-16.048	43.500
249.304	-17.010	41.822	24.812	-21.188	46.000
410.971	-16.408	41.197	24.788	-21.212	46.000
628.870	-13.454	34.181	20.727	-25.273	46.000
827.087	-6.931	29.437	22.506	-23.494	46.000
914.246	-8.827	34.495	25.668	-20.332	46.000

Note:

1. All Readings below 1GHz are Quasi-Peak, above 1GHz are performed with peak and/or average measurements as necessary.
2. Peak measurements: RBW = 1MHz, VBW = 3 MHz, Sweep: Auto.
3. Average measurements: RBW = 1MHz, VBW = 10 Hz, Sweep: Auto.
4. Measurement Level = Reading Level + Correct Factor.
5. Correct Factor = Antenna factor + Cable loss –Amplifier gain.
6. The average measurement was not performed when the peak measured data under the limit of average detection.
7. The emission levels of other frequencies are very lower than the limit and not show in test report.
8. No emission found between lowest internal used/generated frequency to 30MHz.

Product : Intel® Tri-Band Wireless-AC 18265
Test Item : General Radiated Emission
Test Date : 2017/06/12
Test Mode : Mode 2 SISO B: Transmit (802.11n-20BW 7.2Mbps)(5200MHz)

Frequency MHz	Correct Factor dB	Reading Level dBμV	Measurement Level dBμV/m	Margin dB	Limit dBμV/m
Horizontal					
Peak Detector					
119.971	-19.125	41.352	22.227	-21.273	43.500
274.609	-15.164	35.055	19.891	-26.109	46.000
443.304	-12.407	35.162	22.755	-23.245	46.000
644.333	-8.428	29.746	21.318	-24.682	46.000
818.652	-4.463	25.269	20.806	-25.194	46.000
924.087	-3.752	32.265	28.513	-17.487	46.000
Vertical					
Peak Detector					
131.217	-13.632	40.940	27.308	-16.192	43.500
254.928	-17.054	40.655	23.602	-22.398	46.000
410.971	-16.408	41.197	24.788	-21.212	46.000
644.333	-14.885	35.746	20.861	-25.139	46.000
827.087	-6.931	31.437	24.506	-21.494	46.000
914.246	-8.827	33.995	25.168	-20.832	46.000

Note:

1. All Readings below 1GHz are Quasi-Peak, above 1GHz are performed with peak and/or average measurements as necessary.
2. Peak measurements: RBW = 1MHz, VBW = 3 MHz, Sweep: Auto.
3. Average measurements: RBW = 1MHz, VBW = 10 Hz, Sweep: Auto.
4. Measurement Level = Reading Level + Correct Factor.
5. Correct Factor = Antenna factor + Cable loss –Amplifier gain.
6. The average measurement was not performed when the peak measured data under the limit of average detection.
7. The emission levels of other frequencies are very lower than the limit and not show in test report.
8. No emission found between lowest internal used/generated frequency to 30MHz.

Product : Intel® Tri-Band Wireless-AC 18265
Test Item : General Radiated Emission
Test Date : 2017/06/12
Test Mode : Mode 2 SISO B: Transmit (802.11n-20BW 7.2Mbps)(5280MHz)

Frequency MHz	Correct Factor dB	Reading Level dBμV	Measurement Level dBμV/m	Margin dB	Limit dBμV/m
Horizontal					
Peak Detector					
155.116	-19.508	42.580	23.073	-20.427	43.500
276.014	-15.218	38.158	22.940	-23.060	46.000
427.841	-12.257	38.059	25.802	-20.198	46.000
628.870	-8.333	30.292	21.960	-24.040	46.000
835.522	-4.975	30.152	25.178	-20.822	46.000
924.087	-3.752	31.073	27.321	-18.679	46.000
Vertical					
Peak Detector					
132.623	-13.771	38.565	24.794	-18.706	43.500
276.014	-18.076	41.258	23.181	-22.819	46.000
419.406	-18.245	42.181	23.936	-22.064	46.000
628.870	-13.454	35.793	22.339	-23.661	46.000
827.087	-6.931	33.079	26.148	-19.852	46.000
915.652	-9.060	38.181	29.121	-16.879	46.000

Note:

1. All Readings below 1GHz are Quasi-Peak, above 1GHz are performed with peak and/or average measurements as necessary.
2. Peak measurements: RBW = 1MHz, VBW = 3 MHz, Sweep: Auto.
3. Average measurements: RBW = 1MHz, VBW = 10 Hz, Sweep: Auto.
4. Measurement Level = Reading Level + Correct Factor.
5. Correct Factor = Antenna factor + Cable loss –Amplifier gain.
6. The average measurement was not performed when the peak measured data under the limit of average detection.
7. The emission levels of other frequencies are very lower than the limit and not show in test report.
8. No emission found between lowest internal used/generated frequency to 30MHz.

Product : Intel® Tri-Band Wireless-AC 18265
Test Item : General Radiated Emission
Test Date : 2017/06/12
Test Mode : Mode 2 SISO B: Transmit (802.11n-20BW 7.2Mbps)(5600MHz)

Frequency MHz	Correct Factor dB	Reading Level dBμV	Measurement Level dBμV/m	Margin dB	Limit dBμV/m
Horizontal					
Peak Detector					
155.116	-19.508	41.440	21.933	-21.567	43.500
281.638	-14.738	36.183	21.445	-24.555	46.000
423.623	-12.777	38.611	25.834	-20.166	46.000
626.058	-8.181	31.066	22.884	-23.116	46.000
824.275	-3.941	30.573	26.632	-19.368	46.000
914.246	-3.915	32.995	29.080	-16.920	46.000
Vertical					
Peak Detector					
119.971	-13.075	37.752	24.677	-18.823	43.500
267.580	-17.926	40.815	22.889	-23.111	46.000
443.304	-17.878	40.579	22.701	-23.299	46.000
631.681	-13.949	35.602	21.653	-24.347	46.000
836.928	-7.912	30.096	22.184	-23.816	46.000
914.246	-8.827	35.995	27.168	-18.832	46.000

Note:

1. All Readings below 1GHz are Quasi-Peak, above 1GHz are performed with peak and/or average measurements as necessary.
2. Peak measurements: RBW = 1MHz, VBW = 3 MHz, Sweep: Auto.
3. Average measurements: RBW = 1MHz, VBW = 10 Hz, Sweep: Auto.
4. Measurement Level = Reading Level + Correct Factor.
5. Correct Factor = Antenna factor + Cable loss –Amplifier gain.
6. The average measurement was not performed when the peak measured data under the limit of average detection.
7. The emission levels of other frequencies are very lower than the limit and not show in test report.
8. No emission found between lowest internal used/generated frequency to 30MHz.

Product : Intel® Tri-Band Wireless-AC 18265
Test Item : General Radiated Emission
Test Date : 2017/06/12
Test Mode : Mode 2 SISO B: Transmit (802.11n-20BW 7.2Mbps)(5785MHz)

Frequency MHz	Correct Factor dB	Reading Level dBμV	Measurement Level dBμV/m	Margin dB	Limit dBμV/m
Horizontal					
Peak Detector					
190.261	-19.206	44.481	25.276	-18.224	43.500
284.449	-14.295	37.181	22.886	-23.114	46.000
423.623	-12.777	37.611	24.834	-21.166	46.000
640.116	-8.623	31.258	22.635	-23.365	46.000
836.928	-5.012	29.596	24.584	-21.416	46.000
918.464	-3.622	31.233	27.611	-18.389	46.000
Vertical					
Peak Detector					
122.783	-13.268	39.091	25.822	-17.678	43.500
263.362	-16.985	38.323	21.338	-24.662	46.000
412.377	-16.884	41.370	24.486	-21.514	46.000
561.391	-15.121	37.285	22.165	-23.835	46.000
836.928	-7.912	30.096	22.184	-23.816	46.000
915.652	-9.060	36.366	27.306	-18.694	46.000

Note:

1. All Readings below 1GHz are Quasi-Peak, above 1GHz are performed with peak and/or average measurements as necessary.
2. Peak measurements: RBW = 1MHz, VBW = 3 MHz, Sweep: Auto.
3. Average measurements: RBW = 1MHz, VBW = 10 Hz, Sweep: Auto.
4. Measurement Level = Reading Level + Correct Factor.
5. Correct Factor = Antenna factor + Cable loss –Amplifier gain.
6. The average measurement was not performed when the peak measured data under the limit of average detection.
7. The emission levels of other frequencies are very lower than the limit and not show in test report.
8. No emission found between lowest internal used/generated frequency to 30MHz.

Product : Intel® Tri-Band Wireless-AC 18265
Test Item : General Radiated Emission
Test Date : 2017/06/12
Test Mode : Mode 2 SISO B: Transmit (802.11n-40BW 15Mbps)(5190MHz)

Frequency MHz	Correct Factor dB	Reading Level dBμV	Measurement Level dBμV/m	Margin dB	Limit dBμV/m
Horizontal					
Peak Detector					
146.681	-19.658	41.184	21.525	-21.975	43.500
281.638	-14.738	37.083	22.345	-23.655	46.000
447.522	-12.270	35.815	23.545	-22.455	46.000
640.116	-8.623	30.758	22.135	-23.865	46.000
836.928	-5.012	27.596	22.584	-23.416	46.000
924.087	-3.752	30.765	27.013	-18.987	46.000
Vertical					
Peak Detector					
155.116	-15.559	39.341	23.782	-19.718	43.500
276.014	-18.076	40.811	22.734	-23.266	46.000
450.333	-16.938	41.187	24.249	-21.751	46.000
635.899	-13.668	36.227	22.559	-23.441	46.000
836.928	-7.912	31.596	23.684	-22.316	46.000
914.246	-8.827	36.995	28.168	-17.832	46.000

Note:

1. All Readings below 1GHz are Quasi-Peak, above 1GHz are performed with peak and/or average measurements as necessary.
2. Peak measurements: RBW = 1MHz, VBW = 3 MHz, Sweep: Auto.
3. Average measurements: RBW = 1MHz, VBW = 10 Hz, Sweep: Auto.
4. Measurement Level = Reading Level + Correct Factor.
5. Correct Factor = Antenna factor + Cable loss –Amplifier gain.
6. The average measurement was not performed when the peak measured data under the limit of average detection.
7. The emission levels of other frequencies are very lower than the limit and not show in test report.
8. No emission found between lowest internal used/generated frequency to 30MHz.

Product : Intel® Tri-Band Wireless-AC 18265
Test Item : General Radiated Emission
Test Date : 2017/06/12
Test Mode : Mode 2 SISO B: Transmit (802.11n-40BW 15Mbps)(5270MHz)

Frequency MHz	Correct Factor dB	Reading Level dBμV	Measurement Level dBμV/m	Margin dB	Limit dBμV/m
Horizontal					
Peak Detector					
155.116	-19.508	41.440	21.933	-21.567	43.500
267.580	-14.379	36.215	21.836	-24.164	46.000
419.406	-12.834	35.973	23.139	-22.861	46.000
642.928	-8.504	31.871	23.367	-22.633	46.000
836.928	-5.012	27.596	22.584	-23.416	46.000
924.087	-3.752	30.765	27.013	-18.987	46.000
Vertical					
Peak Detector					
155.116	-15.559	41.441	25.882	-17.618	43.500
270.391	-18.655	40.971	22.316	-23.684	46.000
412.377	-16.884	41.370	24.486	-21.514	46.000
620.435	-12.679	35.249	22.570	-23.430	46.000
818.652	-6.838	30.550	23.713	-22.287	46.000
914.246	-8.827	35.995	27.168	-18.832	46.000

Note:

1. All Readings below 1GHz are Quasi-Peak, above 1GHz are performed with peak and/or average measurements as necessary.
2. Peak measurements: RBW = 1MHz, VBW = 3 MHz, Sweep: Auto.
3. Average measurements: RBW = 1MHz, VBW = 10 Hz, Sweep: Auto.
4. Measurement Level = Reading Level + Correct Factor.
5. Correct Factor = Antenna factor + Cable loss –Amplifier gain.
6. The average measurement was not performed when the peak measured data under the limit of average detection.
7. The emission levels of other frequencies are very lower than the limit and not show in test report.
8. No emission found between lowest internal used/generated frequency to 30MHz.

Product : Intel® Tri-Band Wireless-AC 18265
Test Item : General Radiated Emission
Test Date : 2017/06/12
Test Mode : Mode 2 SISO B: Transmit (802.11n-40BW 15Mbps)(5590MHz)

Frequency MHz	Correct Factor dB	Reading Level dBμV	Measurement Level dBμV/m	Margin dB	Limit dBμV/m
Horizontal					
Peak Detector					
136.841	-19.727	42.022	22.296	-21.204	43.500
240.870	-15.963	42.100	26.138	-19.862	46.000
443.304	-12.407	37.958	25.551	-20.449	46.000
628.870	-8.333	32.292	23.960	-22.040	46.000
835.522	-4.975	29.652	24.678	-21.322	46.000
959.232	-3.687	30.892	27.206	-18.794	46.000
Vertical					
Peak Detector					
111.536	-10.330	41.017	30.687	-12.813	43.500
281.638	-17.976	42.308	24.332	-21.668	46.000
441.899	-18.051	41.782	23.730	-22.270	46.000
624.652	-12.477	37.071	24.594	-21.406	46.000
850.986	-9.687	35.775	26.088	-19.912	46.000
915.652	-9.060	36.181	27.121	-18.879	46.000

Note:

1. All Readings below 1GHz are Quasi-Peak, above 1GHz are performed with peak and/or average measurements as necessary.
2. Peak measurements: RBW = 1MHz, VBW = 3 MHz, Sweep: Auto.
3. Average measurements: RBW = 1MHz, VBW = 10 Hz, Sweep: Auto.
4. Measurement Level = Reading Level + Correct Factor.
5. Correct Factor = Antenna factor + Cable loss –Amplifier gain.
6. The average measurement was not performed when the peak measured data under the limit of average detection.
7. The emission levels of other frequencies are very lower than the limit and not show in test report.
8. No emission found between lowest internal used/generated frequency to 30MHz.

Product : Intel® Tri-Band Wireless-AC 18265
Test Item : General Radiated Emission
Test Date : 2017/06/12
Test Mode : Mode 2 SISO B: Transmit (802.11n-40BW 15Mbps)(5755MHz)

Frequency MHz	Correct Factor dB	Reading Level dBμV	Measurement Level dBμV/m	Margin dB	Limit dBμV/m
Horizontal					
Peak Detector					
174.797	-19.273	41.683	22.410	-21.090	43.500
274.609	-15.164	36.836	21.672	-24.328	46.000
426.435	-12.588	36.500	23.913	-22.087	46.000
628.870	-8.333	29.885	21.553	-24.447	46.000
836.928	-5.012	26.596	21.584	-24.416	46.000
945.174	-3.453	31.449	27.996	-18.004	46.000
Vertical					
Peak Detector					
134.029	-13.907	38.478	24.571	-18.929	43.500
270.391	-18.655	40.971	22.316	-23.684	46.000
427.841	-19.636	40.733	21.097	-24.903	46.000
645.739	-14.991	37.547	22.556	-23.444	46.000
836.928	-7.912	31.596	23.684	-22.316	46.000
914.246	-8.827	37.495	28.668	-17.332	46.000

Note:

1. All Readings below 1GHz are Quasi-Peak, above 1GHz are performed with peak and/or average measurements as necessary.
2. Peak measurements: RBW = 1MHz, VBW = 3 MHz, Sweep: Auto.
3. Average measurements: RBW = 1MHz, VBW = 10 Hz, Sweep: Auto.
4. Measurement Level = Reading Level + Correct Factor.
5. Correct Factor = Antenna factor + Cable loss –Amplifier gain.
6. The average measurement was not performed when the peak measured data under the limit of average detection.
7. The emission levels of other frequencies are very lower than the limit and not show in test report.
8. No emission found between lowest internal used/generated frequency to 30MHz.

Product : Intel® Tri-Band Wireless-AC 18265
Test Item : General Radiated Emission
Test Date : 2017/06/12
Test Mode : Mode 2 SISO B: Transmit (802.11ac-20BW-7.2Mbps)(5720MHz)

Frequency MHz	Correct Factor dB	Reading Level dBμV	Measurement Level dBμV/m	Margin dB	Limit dBμV/m
Horizontal					
Peak Detector					
155.116	-19.508	41.440	21.933	-21.567	43.500
276.014	-15.218	36.711	21.493	-24.507	46.000
444.710	-12.689	36.982	24.293	-21.707	46.000
624.652	-8.049	30.303	22.254	-23.746	46.000
836.928	-5.012	25.923	20.911	-25.089	46.000
942.362	-3.547	28.798	25.252	-20.748	46.000
Vertical					
Peak Detector					
134.029	-13.907	41.578	27.671	-15.829	43.500
291.478	-17.522	40.767	23.245	-22.755	46.000
423.623	-19.072	40.827	21.754	-24.246	46.000
571.232	-15.367	37.453	22.086	-23.914	46.000
800.377	-7.331	29.016	21.686	-24.314	46.000
914.246	-8.827	35.995	27.168	-18.832	46.000

Note:

1. All Readings below 1GHz are Quasi-Peak, above 1GHz are performed with peak and/or average measurements as necessary.
2. Peak measurements: RBW = 1MHz, VBW = 3 MHz, Sweep: Auto.
3. Average measurements: RBW = 1MHz, VBW = 10 Hz, Sweep: Auto.
4. Measurement Level = Reading Level + Correct Factor.
5. Correct Factor = Antenna factor + Cable loss –Amplifier gain.
6. The average measurement was not performed when the peak measured data under the limit of average detection.
7. The emission levels of other frequencies are very lower than the limit and not show in test report.
8. No emission found between lowest internal used/generated frequency to 30MHz.

Product : Intel® Tri-Band Wireless-AC 18265
Test Item : General Radiated Emission
Test Date : 2017/06/12
Test Mode : Mode 2 SISO B: Transmit (802.11ac-40BW-15Mbps)(5710MHz)

Frequency MHz	Correct Factor dB	Reading Level dBμV	Measurement Level dBμV/m	Margin dB	Limit dBμV/m
Horizontal					
Peak Detector					
155.116	-19.508	41.440	21.933	-21.567	43.500
276.014	-15.218	38.711	23.493	-22.507	46.000
444.710	-12.689	35.982	23.293	-22.707	46.000
642.928	-8.504	28.871	20.367	-25.633	46.000
836.928	-5.012	24.923	19.911	-26.089	46.000
925.493	-3.657	31.024	27.367	-18.633	46.000
Vertical					
Peak Detector					
134.029	-13.907	39.978	26.071	-17.429	43.500
313.971	-16.353	36.934	20.581	-25.419	46.000
484.072	-13.231	35.917	22.686	-23.314	46.000
628.870	-13.454	36.385	22.931	-23.069	46.000
818.652	-6.838	27.550	20.713	-25.287	46.000
911.435	-7.788	33.508	25.720	-20.280	46.000

Note:

1. All Readings below 1GHz are Quasi-Peak, above 1GHz are performed with peak and/or average measurements as necessary.
2. Peak measurements: RBW = 1MHz, VBW = 3 MHz, Sweep: Auto.
3. Average measurements: RBW = 1MHz, VBW = 10 Hz, Sweep: Auto.
4. Measurement Level = Reading Level + Correct Factor.
5. Correct Factor = Antenna factor + Cable loss –Amplifier gain.
6. The average measurement was not performed when the peak measured data under the limit of average detection.
7. The emission levels of other frequencies are very lower than the limit and not show in test report.
8. No emission found between lowest internal used/generated frequency to 30MHz.

Product : Intel® Tri-Band Wireless-AC 18265
Test Item : General Radiated Emission
Test Date : 2017/06/12
Test Mode : Mode 2 SISO B: Transmit (802.11ac-80BW-32.5Mbps)(5210MHz)

Frequency MHz	Correct Factor dB	Reading Level dBμV	Measurement Level dBμV/m	Margin dB	Limit dBμV/m
Horizontal					
Peak Detector					
153.710	-19.442	41.791	22.350	-21.150	43.500
274.609	-15.164	36.836	21.672	-24.328	46.000
444.710	-12.689	38.982	26.293	-19.707	46.000
628.870	-8.333	28.885	20.553	-25.447	46.000
836.928	-5.012	26.923	21.911	-24.089	46.000
935.333	-3.554	29.314	25.760	-20.240	46.000
Vertical					
Peak Detector					
143.870	-15.604	41.049	25.445	-18.055	43.500
250.710	-16.891	37.146	20.255	-25.745	46.000
419.406	-18.245	39.581	21.336	-24.664	46.000
628.870	-13.454	34.385	20.931	-25.069	46.000
836.928	-7.912	30.424	22.512	-23.488	46.000
976.101	-7.618	30.864	23.246	-30.754	54.000

Note:

1. All Readings below 1GHz are Quasi-Peak, above 1GHz are performed with peak and/or average measurements as necessary.
2. Peak measurements: RBW = 1MHz, VBW = 3 MHz, Sweep: Auto.
3. Average measurements: RBW = 1MHz, VBW = 10 Hz, Sweep: Auto.
4. Measurement Level = Reading Level + Correct Factor.
5. Correct Factor = Antenna factor + Cable loss –Amplifier gain.
6. The average measurement was not performed when the peak measured data under the limit of average detection.
7. The emission levels of other frequencies are very lower than the limit and not show in test report.
8. No emission found between lowest internal used/generated frequency to 30MHz.

Product : Intel® Tri-Band Wireless-AC 18265
Test Item : General Radiated Emission
Test Date : 2017/06/12
Test Mode : Mode 2 SISO B: Transmit (802.11ac-80BW-32.5Mbps)(5290MHz)

Frequency MHz	Correct Factor dB	Reading Level dBμV	Measurement Level dBμV/m	Margin dB	Limit dBμV/m
Horizontal					
Peak Detector					
105.913	-16.052	41.123	25.072	-18.428	43.500
281.638	-14.738	35.683	20.945	-25.055	46.000
447.522	-12.270	37.315	25.045	-20.955	46.000
620.435	-7.564	29.749	22.184	-23.816	46.000
836.928	-5.012	28.423	23.411	-22.589	46.000
943.768	-3.499	32.018	28.518	-17.482	46.000
Vertical					
Peak Detector					
179.014	-17.865	41.828	23.963	-19.537	43.500
278.826	-18.188	41.567	23.379	-22.621	46.000
443.304	-17.878	40.935	23.057	-22.943	46.000
628.870	-13.454	34.385	20.931	-25.069	46.000
829.899	-7.362	30.953	23.591	-22.409	46.000
914.246	-8.827	35.718	26.891	-19.109	46.000

Note:

1. All Readings below 1GHz are Quasi-Peak, above 1GHz are performed with peak and/or average measurements as necessary.
2. Peak measurements: RBW = 1MHz, VBW = 3 MHz, Sweep: Auto.
3. Average measurements: RBW = 1MHz, VBW = 10 Hz, Sweep: Auto.
4. Measurement Level = Reading Level + Correct Factor.
5. Correct Factor = Antenna factor + Cable loss –Amplifier gain.
6. The average measurement was not performed when the peak measured data under the limit of average detection.
7. The emission levels of other frequencies are very lower than the limit and not show in test report.
8. No emission found between lowest internal used/generated frequency to 30MHz.

Product : Intel® Tri-Band Wireless-AC 18265
Test Item : General Radiated Emission
Test Date : 2017/06/12
Test Mode : Mode 2 SISO B: Transmit (802.11ac-80BW-32.5Mbps)(5530MHz)

Frequency MHz	Correct Factor dB	Reading Level dBμV	Measurement Level dBμV/m	Margin dB	Limit dBμV/m
Horizontal					
Peak Detector					
153.710	-19.442	41.791	22.350	-21.150	43.500
281.638	-14.738	36.683	21.945	-24.055	46.000
426.435	-12.588	39.000	26.413	-19.587	46.000
628.870	-8.333	29.885	21.553	-24.447	46.000
836.928	-5.012	27.923	22.911	-23.089	46.000
936.739	-3.585	31.878	28.293	-17.707	46.000
Vertical					
Peak Detector					
127.000	-13.457	41.455	27.998	-15.502	43.500
267.580	-17.926	40.936	23.010	-22.990	46.000
429.246	-19.554	41.021	21.467	-24.533	46.000
644.333	-14.885	41.895	27.010	-18.990	46.000
818.652	-6.838	31.550	24.713	-21.287	46.000
914.246	-8.827	36.718	27.891	-18.109	46.000

Note:

1. All Readings below 1GHz are Quasi-Peak, above 1GHz are performed with peak and/or average measurements as necessary.
2. Peak measurements: RBW = 1MHz, VBW = 3 MHz, Sweep: Auto.
3. Average measurements: RBW = 1MHz, VBW = 10 Hz, Sweep: Auto.
4. Measurement Level = Reading Level + Correct Factor.
5. Correct Factor = Antenna factor + Cable loss –Amplifier gain.
6. The average measurement was not performed when the peak measured data under the limit of average detection.
7. The emission levels of other frequencies are very lower than the limit and not show in test report.
8. No emission found between lowest internal used/generated frequency to 30MHz.

Product : Intel® Tri-Band Wireless-AC 18265
Test Item : General Radiated Emission
Test Date : 2017/06/12
Test Mode : Mode 2 SISO B: Transmit (802.11ac-80BW-32.5Mbps)(5775MHz)

Frequency MHz	Correct Factor dB	Reading Level dBμV	Measurement Level dBμV/m	Margin dB	Limit dBμV/m
Horizontal					
Peak Detector					
174.797	-19.273	41.683	22.410	-21.090	43.500
276.014	-15.218	37.211	21.993	-24.007	46.000
423.623	-12.777	37.227	24.450	-21.550	46.000
628.870	-8.333	29.885	21.553	-24.447	46.000
836.928	-5.012	26.923	21.911	-24.089	46.000
925.493	-3.657	31.024	27.367	-18.633	46.000
Vertical					
Peak Detector					
134.029	-13.907	41.578	27.671	-15.829	43.500
270.391	-18.655	40.971	22.316	-23.684	46.000
427.841	-19.636	40.733	21.097	-24.903	46.000
631.681	-13.949	33.102	19.153	-26.847	46.000
834.116	-7.999	32.811	24.812	-21.188	46.000
914.246	-8.827	36.218	27.391	-18.609	46.000

Note:

1. All Readings below 1GHz are Quasi-Peak, above 1GHz are performed with peak and/or average measurements as necessary.
2. Peak measurements: RBW = 1MHz, VBW = 3 MHz, Sweep: Auto.
3. Average measurements: RBW = 1MHz, VBW = 10 Hz, Sweep: Auto.
4. Measurement Level = Reading Level + Correct Factor.
5. Correct Factor = Antenna factor + Cable loss –Amplifier gain.
6. The average measurement was not performed when the peak measured data under the limit of average detection.
7. The emission levels of other frequencies are very lower than the limit and not show in test report.
8. No emission found between lowest internal used/generated frequency to 30MHz.

Product : Intel® Tri-Band Wireless-AC 18265
Test Item : General Radiated Emission
Test Date : 2017/06/12
Test Mode : Mode 3 MIMO: Transmit (802.11n-20BW 14.4Mbps)(5200MHz)

Frequency MHz	Correct Factor dB	Reading Level dBμV	Measurement Level dBμV/m	Margin dB	Limit dBμV/m
Horizontal					
Peak Detector					
190.261	-19.206	42.280	23.075	-20.425	43.500
285.855	-14.153	36.419	22.266	-23.734	46.000
423.623	-12.777	36.227	23.450	-22.550	46.000
620.435	-7.564	29.260	21.695	-24.305	46.000
836.928	-5.012	29.203	24.191	-21.809	46.000
935.333	-3.554	31.314	27.760	-18.240	46.000
Vertical					
Peak Detector					
134.029	-13.907	41.578	27.671	-15.829	43.500
267.580	-17.926	40.936	23.010	-22.990	46.000
427.841	-19.636	40.733	21.097	-24.903	46.000
631.681	-13.949	36.602	22.653	-23.347	46.000
852.391	-9.643	33.966	24.323	-21.677	46.000
940.957	-3.434	31.252	27.817	-18.183	46.000

Note:

1. All Readings below 1GHz are Quasi-Peak, above 1GHz are performed with peak and/or average measurements as necessary.
2. Peak measurements: RBW = 1MHz, VBW = 3 MHz, Sweep: Auto.
3. Average measurements: RBW = 1MHz, VBW = 10 Hz, Sweep: Auto.
4. Measurement Level = Reading Level + Correct Factor.
5. Correct Factor = Antenna factor + Cable loss –Amplifier gain.
6. The average measurement was not performed when the peak measured data under the limit of average detection.
7. The emission levels of other frequencies are very lower than the limit and not show in test report.
8. No emission found between lowest internal used/generated frequency to 30MHz.

Product : Intel® Tri-Band Wireless-AC 18265
Test Item : General Radiated Emission
Test Date : 2017/06/12
Test Mode : Mode 3 MIMO: Transmit (802.11n-20BW 14.4Mbps)(5280MHz)

Frequency MHz	Correct Factor dB	Reading Level dBμV	Measurement Level dBμV/m	Margin dB	Limit dBμV/m
Horizontal					
Peak Detector					
174.797	-19.273	41.683	22.410	-21.090	43.500
281.638	-14.738	38.683	23.945	-22.055	46.000
423.623	-12.777	39.627	26.850	-19.150	46.000
631.681	-8.283	33.603	25.320	-20.680	46.000
818.652	-4.463	27.239	22.776	-23.224	46.000
935.333	-3.554	30.314	26.760	-19.240	46.000
Vertical					
Peak Detector					
134.029	-13.907	41.478	27.571	-15.929	43.500
259.145	-16.882	38.748	21.866	-24.134	46.000
443.304	-17.878	40.935	23.057	-22.943	46.000
644.333	-14.885	35.295	20.410	-25.590	46.000
852.391	-9.643	32.966	23.323	-22.677	46.000
914.246	-8.827	34.218	25.391	-20.609	46.000

Note:

1. All Readings below 1GHz are Quasi-Peak, above 1GHz are performed with peak and/or average measurements as necessary.
2. Peak measurements: RBW = 1MHz, VBW = 3 MHz, Sweep: Auto.
3. Average measurements: RBW = 1MHz, VBW = 10 Hz, Sweep: Auto.
4. Measurement Level = Reading Level + Correct Factor.
5. Correct Factor = Antenna factor + Cable loss –Amplifier gain.
6. The average measurement was not performed when the peak measured data under the limit of average detection.
7. The emission levels of other frequencies are very lower than the limit and not show in test report.
8. No emission found between lowest internal used/generated frequency to 30MHz.

Product : Intel® Tri-Band Wireless-AC 18265
Test Item : General Radiated Emission
Test Date : 2017/06/12
Test Mode : Mode 3 MIMO: Transmit (802.11n-20BW 14.4Mbps)(5600MHz)

Frequency MHz	Correct Factor dB	Reading Level dBμV	Measurement Level dBμV/m	Margin dB	Limit dBμV/m
Horizontal					
Peak Detector					
153.710	-19.442	41.791	22.350	-21.150	43.500
233.841	-17.997	41.886	23.889	-22.111	46.000
447.522	-12.270	33.917	21.647	-24.353	46.000
620.435	-7.564	29.760	22.195	-23.805	46.000
836.928	-5.012	28.203	23.191	-22.809	46.000
935.333	-3.554	30.814	27.260	-18.740	46.000
Vertical					
Peak Detector					
138.246	-15.012	40.831	25.819	-17.681	43.500
270.391	-18.655	40.971	22.316	-23.684	46.000
423.623	-19.072	40.827	21.754	-24.246	46.000
613.406	-11.560	34.318	22.758	-23.242	46.000
829.899	-7.362	31.953	24.591	-21.409	46.000
914.246	-8.827	36.218	27.391	-18.609	46.000

Note:

1. All Readings below 1GHz are Quasi-Peak, above 1GHz are performed with peak and/or average measurements as necessary.
2. Peak measurements: RBW = 1MHz, VBW = 3 MHz, Sweep: Auto.
3. Average measurements: RBW = 1MHz, VBW = 10 Hz, Sweep: Auto.
4. Measurement Level = Reading Level + Correct Factor.
5. Correct Factor = Antenna factor + Cable loss –Amplifier gain.
6. The average measurement was not performed when the peak measured data under the limit of average detection.
7. The emission levels of other frequencies are very lower than the limit and not show in test report.
8. No emission found between lowest internal used/generated frequency to 30MHz.

Product : Intel® Tri-Band Wireless-AC 18265
Test Item : General Radiated Emission
Test Date : 2017/06/12
Test Mode : Mode 3 MIMO: Transmit (802.11n-20BW 14.4Mbps)(5785MHz)

Frequency MHz	Correct Factor dB	Reading Level dBμV	Measurement Level dBμV/m	Margin dB	Limit dBμV/m
Horizontal					
Peak Detector					
145.275	-19.703	41.054	21.350	-22.150	43.500
281.638	-14.738	35.183	20.445	-25.555	46.000
444.710	-12.689	35.982	23.293	-22.707	46.000
631.681	-8.283	31.103	22.820	-23.180	46.000
836.928	-5.012	28.203	23.191	-22.809	46.000
935.333	-3.554	31.214	27.660	-18.340	46.000
Vertical					
Peak Detector					
153.710	-15.562	41.791	26.229	-17.271	43.500
287.261	-17.609	41.023	23.414	-22.586	46.000
443.304	-17.878	40.935	23.057	-22.943	46.000
644.333	-14.885	37.795	22.910	-23.090	46.000
829.899	-7.362	33.453	26.091	-19.909	46.000
914.246	-8.827	37.218	28.391	-17.609	46.000

Note:

1. All Readings below 1GHz are Quasi-Peak, above 1GHz are performed with peak and/or average measurements as necessary.
2. Peak measurements: RBW = 1MHz, VBW = 3 MHz, Sweep: Auto.
3. Average measurements: RBW = 1MHz, VBW = 10 Hz, Sweep: Auto.
4. Measurement Level = Reading Level + Correct Factor.
5. Correct Factor = Antenna factor + Cable loss –Amplifier gain.
6. The average measurement was not performed when the peak measured data under the limit of average detection.
7. The emission levels of other frequencies are very lower than the limit and not show in test report.
8. No emission found between lowest internal used/generated frequency to 30MHz.

Product : Intel® Tri-Band Wireless-AC 18265
Test Item : General Radiated Emission
Test Date : 2017/06/12
Test Mode : Mode 3 MIMO: Transmit (802.11n-40BW 30Mbps)(5190MHz)

Frequency MHz	Correct Factor dB	Reading Level dBμV	Measurement Level dBμV/m	Margin dB	Limit dBμV/m
Horizontal					
Peak Detector					
153.710	-19.442	41.791	22.350	-21.150	43.500
283.043	-14.511	35.276	20.765	-25.235	46.000
432.058	-11.691	36.257	24.565	-21.435	46.000
631.681	-8.283	28.636	20.353	-25.647	46.000
818.652	-4.463	26.139	21.676	-24.324	46.000
935.333	-3.554	31.314	27.760	-18.240	46.000
Vertical					
Peak Detector					
156.522	-15.545	41.736	26.191	-17.309	43.500
283.043	-17.787	40.876	23.089	-22.911	46.000
427.841	-19.636	40.733	21.097	-24.903	46.000
633.087	-13.869	34.101	20.232	-25.768	46.000
828.493	-7.148	31.398	24.249	-21.751	46.000
914.246	-8.827	33.718	24.891	-21.109	46.000

Note:

1. All Readings below 1GHz are Quasi-Peak, above 1GHz are performed with peak and/or average measurements as necessary.
2. Peak measurements: RBW = 1MHz, VBW = 3 MHz, Sweep: Auto.
3. Average measurements: RBW = 1MHz, VBW = 10 Hz, Sweep: Auto.
4. Measurement Level = Reading Level + Correct Factor.
5. Correct Factor = Antenna factor + Cable loss –Amplifier gain.
6. The average measurement was not performed when the peak measured data under the limit of average detection.
7. The emission levels of other frequencies are very lower than the limit and not show in test report.
8. No emission found between lowest internal used/generated frequency to 30MHz.

Product : Intel® Tri-Band Wireless-AC 18265
Test Item : General Radiated Emission
Test Date : 2017/06/12
Test Mode : Mode 3 MIMO: Transmit (802.11n-40BW 30Mbps)(5270MHz)

Frequency MHz	Correct Factor dB	Reading Level dBμV	Measurement Level dBμV/m	Margin dB	Limit dBμV/m
Horizontal					
Peak Detector					
132.623	-19.575	41.461	21.886	-21.614	43.500
274.609	-15.164	36.002	20.838	-25.162	46.000
444.710	-12.689	35.482	22.793	-23.207	46.000
620.435	-7.564	29.436	21.871	-24.129	46.000
818.652	-4.463	25.239	20.776	-25.224	46.000
914.246	-3.915	30.014	26.099	-19.901	46.000
Vertical					
Peak Detector					
135.435	-14.144	40.889	26.745	-16.755	43.500
283.043	-17.787	40.876	23.089	-22.911	46.000
427.841	-19.636	40.733	21.097	-24.903	46.000
621.841	-12.653	35.980	23.327	-22.673	46.000
829.899	-7.362	30.953	23.591	-22.409	46.000
915.652	-9.060	35.229	26.169	-19.831	46.000

Note:

1. All Readings below 1GHz are Quasi-Peak, above 1GHz are performed with peak and/or average measurements as necessary.
2. Peak measurements: RBW = 1MHz, VBW = 3 MHz, Sweep: Auto.
3. Average measurements: RBW = 1MHz, VBW = 10 Hz, Sweep: Auto.
4. Measurement Level = Reading Level + Correct Factor.
5. Correct Factor = Antenna factor + Cable loss –Amplifier gain.
6. The average measurement was not performed when the peak measured data under the limit of average detection.
7. The emission levels of other frequencies are very lower than the limit and not show in test report.
8. No emission found between lowest internal used/generated frequency to 30MHz.

Product : Intel® Tri-Band Wireless-AC 18265
Test Item : General Radiated Emission
Test Date : 2017/06/12
Test Mode : Mode 3 MIMO: Transmit (802.11n-40BW 30Mbps)(5590MHz)

Frequency MHz	Correct Factor dB	Reading Level dBμV	Measurement Level dBμV/m	Margin dB	Limit dBμV/m
Horizontal					
Peak Detector					
174.797	-19.273	42.022	22.749	-20.751	43.500
295.696	-13.121	37.189	24.068	-21.932	46.000
447.522	-12.270	35.417	23.147	-22.853	46.000
642.928	-8.504	31.371	22.867	-23.133	46.000
822.870	-4.053	28.108	24.056	-21.944	46.000
912.841	-3.881	32.435	28.554	-17.446	46.000
Vertical					
Peak Detector					
159.333	-15.537	41.612	26.075	-17.425	43.500
292.884	-17.324	41.932	24.608	-21.392	46.000
432.058	-19.028	40.957	21.929	-24.071	46.000
631.681	-13.949	35.136	21.187	-24.813	46.000
829.899	-7.362	30.853	23.491	-22.509	46.000
915.652	-9.060	36.306	27.246	-18.754	46.000

Note:

1. All Readings below 1GHz are Quasi-Peak, above 1GHz are performed with peak and/or average measurements as necessary.
2. Peak measurements: RBW = 1MHz, VBW = 3 MHz, Sweep: Auto.
3. Average measurements: RBW = 1MHz, VBW = 10 Hz, Sweep: Auto.
4. Measurement Level = Reading Level + Correct Factor.
5. Correct Factor = Antenna factor + Cable loss –Amplifier gain.
6. The average measurement was not performed when the peak measured data under the limit of average detection.
7. The emission levels of other frequencies are very lower than the limit and not show in test report.
8. No emission found between lowest internal used/generated frequency to 30MHz.

Product : Intel® Tri-Band Wireless-AC 18265
Test Item : General Radiated Emission
Test Date : 2017/06/12
Test Mode : Mode 3 MIMO: Transmit (802.11n-40BW 30Mbps)(5755MHz)

Frequency MHz	Correct Factor dB	Reading Level dBμV	Measurement Level dBμV/m	Margin dB	Limit dBμV/m
Horizontal					
Peak Detector					
134.029	-19.625	41.577	21.953	-21.547	43.500
276.014	-15.218	38.072	22.854	-23.146	46.000
444.710	-12.689	35.982	23.293	-22.707	46.000
626.058	-8.181	30.748	22.566	-23.434	46.000
818.652	-4.463	25.739	21.276	-24.724	46.000
924.087	-3.752	30.559	26.807	-19.193	46.000
Vertical					
Peak Detector					
159.333	-15.537	41.750	26.213	-17.287	43.500
291.478	-17.522	41.022	23.500	-22.500	46.000
432.058	-19.028	40.957	21.929	-24.071	46.000
645.739	-14.991	36.474	21.483	-24.517	46.000
852.391	-9.643	31.966	22.323	-23.677	46.000
915.652	-9.060	34.806	25.746	-20.254	46.000

Note:

1. All Readings below 1GHz are Quasi-Peak, above 1GHz are performed with peak and/or average measurements as necessary.
2. Peak measurements: RBW = 1MHz, VBW = 3 MHz, Sweep: Auto.
3. Average measurements: RBW = 1MHz, VBW = 10 Hz, Sweep: Auto.
4. Measurement Level = Reading Level + Correct Factor.
5. Correct Factor = Antenna factor + Cable loss –Amplifier gain.
6. The average measurement was not performed when the peak measured data under the limit of average detection.
7. The emission levels of other frequencies are very lower than the limit and not show in test report.
8. No emission found between lowest internal used/generated frequency to 30MHz.

Product : Intel® Tri-Band Wireless-AC 18265
Test Item : General Radiated Emission
Test Date : 2017/06/12
Test Mode : Mode 3 MIMO: Transmit (802.11ac-20BW-14.4Mbps)(5720MHz)

Frequency MHz	Correct Factor dB	Reading Level dBμV	Measurement Level dBμV/m	Margin dB	Limit dBμV/m
Horizontal					
Peak Detector					
143.870	-19.736	41.224	21.488	-22.012	43.500
274.609	-15.164	38.502	23.338	-22.662	46.000
423.623	-12.777	35.627	22.850	-23.150	46.000
640.116	-8.623	30.874	22.251	-23.749	46.000
818.652	-4.463	26.684	22.221	-23.779	46.000
924.087	-3.752	29.559	25.807	-20.193	46.000
Vertical					
Peak Detector					
125.594	-13.430	41.552	28.122	-15.378	43.500
256.333	-17.011	40.995	23.984	-22.016	46.000
447.522	-17.342	41.017	23.675	-22.325	46.000
631.681	-13.949	38.136	24.187	-21.813	46.000
834.116	-7.999	32.311	24.312	-21.688	46.000
915.652	-9.060	37.806	28.746	-17.254	46.000

Note:

1. All Readings below 1GHz are Quasi-Peak, above 1GHz are performed with peak and/or average measurements as necessary.
2. Peak measurements: RBW = 1MHz, VBW = 3 MHz, Sweep: Auto.
3. Average measurements: RBW = 1MHz, VBW = 10 Hz, Sweep: Auto.
4. Measurement Level = Reading Level + Correct Factor.
5. Correct Factor = Antenna factor + Cable loss –Amplifier gain.
6. The average measurement was not performed when the peak measured data under the limit of average detection.
7. The emission levels of other frequencies are very lower than the limit and not show in test report.
8. No emission found between lowest internal used/generated frequency to 30MHz.

Product : Intel® Tri-Band Wireless-AC 18265
Test Item : General Radiated Emission
Test Date : 2017/06/12
Test Mode : Mode 3 MIMO: Transmit (802.11ac-40BW-30Mbps)(5710MHz)

Frequency MHz	Correct Factor dB	Reading Level dBμV	Measurement Level dBμV/m	Margin dB	Limit dBμV/m
Horizontal					
Peak Detector					
142.464	-19.769	42.030	22.262	-21.238	43.500
247.899	-15.516	35.419	19.903	-26.097	46.000
423.623	-12.777	37.227	24.450	-21.550	46.000
626.058	-8.181	29.748	21.566	-24.434	46.000
818.652	-4.463	32.584	28.121	-17.879	46.000
935.333	-3.554	30.814	27.260	-18.740	46.000
Vertical					
Peak Detector					
131.217	-13.632	41.323	27.691	-15.809	43.500
236.652	-18.542	42.242	23.701	-22.299	46.000
436.275	-18.396	41.209	22.813	-23.187	46.000
645.739	-14.991	38.474	23.483	-22.517	46.000
829.899	-7.362	30.953	23.591	-22.409	46.000
915.652	-9.060	35.806	26.746	-19.254	46.000

Note:

1. All Readings below 1GHz are Quasi-Peak, above 1GHz are performed with peak and/or average measurements as necessary.
2. Peak measurements: RBW = 1MHz, VBW = 3 MHz, Sweep: Auto.
3. Average measurements: RBW = 1MHz, VBW = 10 Hz, Sweep: Auto.
4. Measurement Level = Reading Level + Correct Factor.
5. Correct Factor = Antenna factor + Cable loss –Amplifier gain.
6. The average measurement was not performed when the peak measured data under the limit of average detection.
7. The emission levels of other frequencies are very lower than the limit and not show in test report.
8. No emission found between lowest internal used/generated frequency to 30MHz.

Product : Intel® Tri-Band Wireless-AC 18265
Test Item : General Radiated Emission
Test Date : 2017/06/12
Test Mode : Mode 3 MIMO: Transmit (802.11ac-80BW-65Mbps)(5210MHz)

Frequency MHz	Correct Factor dB	Reading Level dBμV	Measurement Level dBμV/m	Margin dB	Limit dBμV/m
Horizontal					
Peak Detector					
142.464	-19.769	42.030	22.262	-21.238	43.500
256.333	-14.491	36.395	21.904	-24.096	46.000
447.522	-12.270	35.917	23.647	-22.353	46.000
620.435	-7.564	29.072	21.507	-24.493	46.000
813.029	-5.056	31.396	26.340	-19.660	46.000
935.333	-3.554	31.814	28.260	-17.740	46.000
Vertical					
Peak Detector					
141.058	-15.610	41.119	25.509	-17.991	43.500
243.681	-17.839	41.498	23.659	-22.341	46.000
418.000	-18.144	41.041	22.897	-23.103	46.000
645.739	-14.991	36.974	21.983	-24.017	46.000
834.116	-7.999	33.311	25.312	-20.688	46.000
915.652	-9.060	36.681	27.621	-18.379	46.000

Note:

1. All Readings below 1GHz are Quasi-Peak, above 1GHz are performed with peak and/or average measurements as necessary.
2. Peak measurements: RBW = 1MHz, VBW = 3 MHz, Sweep: Auto.
3. Average measurements: RBW = 1MHz, VBW = 10 Hz, Sweep: Auto.
4. Measurement Level = Reading Level + Correct Factor.
5. Correct Factor = Antenna factor + Cable loss –Amplifier gain.
6. The average measurement was not performed when the peak measured data under the limit of average detection.
7. The emission levels of other frequencies are very lower than the limit and not show in test report.
8. No emission found between lowest internal used/generated frequency to 30MHz.

Product : Intel® Tri-Band Wireless-AC 18265
Test Item : General Radiated Emission
Test Date : 2017/06/12
Test Mode : Mode 3 MIMO: Transmit (802.11ac-80BW-65Mbps)(5290MHz)

Frequency MHz	Correct Factor dB	Reading Level dBμV	Measurement Level dBμV/m	Margin dB	Limit dBμV/m
Horizontal					
Peak Detector					
173.391	-19.331	41.535	22.204	-21.296	43.500
283.043	-14.511	39.776	25.265	-20.735	46.000
423.623	-12.777	36.727	23.950	-22.050	46.000
620.435	-7.564	30.072	22.507	-23.493	46.000
818.652	-4.463	25.684	21.221	-24.779	46.000
935.333	-3.554	31.314	27.760	-18.240	46.000
Vertical					
Peak Detector					
134.029	-13.907	41.578	27.671	-15.829	43.500
270.391	-18.655	41.422	22.767	-23.233	46.000
423.623	-19.072	40.827	21.754	-24.246	46.000
631.681	-13.949	36.636	22.687	-23.313	46.000
834.116	-7.999	32.311	24.312	-21.688	46.000
914.246	-8.827	34.135	25.308	-20.692	46.000

Note:

1. All Readings below 1GHz are Quasi-Peak, above 1GHz are performed with peak and/or average measurements as necessary.
2. Peak measurements: RBW = 1MHz, VBW = 3 MHz, Sweep: Auto.
3. Average measurements: RBW = 1MHz, VBW = 10 Hz, Sweep: Auto.
4. Measurement Level = Reading Level + Correct Factor.
5. Correct Factor = Antenna factor + Cable loss –Amplifier gain.
6. The average measurement was not performed when the peak measured data under the limit of average detection.
7. The emission levels of other frequencies are very lower than the limit and not show in test report.
8. No emission found between lowest internal used/generated frequency to 30MHz.

Product : Intel® Tri-Band Wireless-AC 18265
Test Item : General Radiated Emission
Test Date : 2017/06/12
Test Mode : Mode 3 MIMO: Transmit (802.11ac-80BW-65Mbps)(5530MHz)

Frequency MHz	Correct Factor dB	Reading Level dBμV	Measurement Level dBμV/m	Margin dB	Limit dBμV/m
Horizontal					
Peak Detector					
141.058	-19.810	41.119	21.309	-22.191	43.500
274.609	-15.164	39.502	24.338	-21.662	46.000
447.522	-12.270	38.417	26.147	-19.853	46.000
631.681	-8.283	29.136	20.853	-25.147	46.000
818.652	-4.463	27.684	23.221	-22.779	46.000
924.087	-3.752	32.059	28.307	-17.693	46.000
Vertical					
Peak Detector					
160.739	-15.728	41.467	25.738	-17.762	43.500
294.290	-17.135	38.779	21.644	-24.356	46.000
465.797	-14.499	41.285	26.787	-19.213	46.000
655.580	-14.189	36.463	22.274	-23.726	46.000
834.116	-7.999	31.811	23.812	-22.188	46.000
912.652	-8.230	34.351	26.121	-19.879	46.000

Note:

1. All Readings below 1GHz are Quasi-Peak, above 1GHz are performed with peak and/or average measurements as necessary.
2. Peak measurements: RBW = 1MHz, VBW = 3 MHz, Sweep: Auto.
3. Average measurements: RBW = 1MHz, VBW = 10 Hz, Sweep: Auto.
4. Measurement Level = Reading Level + Correct Factor.
5. Correct Factor = Antenna factor + Cable loss –Amplifier gain.
6. The average measurement was not performed when the peak measured data under the limit of average detection.
7. The emission levels of other frequencies are very lower than the limit and not show in test report.
8. No emission found between lowest internal used/generated frequency to 30MHz.

Product : Intel® Tri-Band Wireless-AC 18265
Test Item : General Radiated Emission
Test Date : 2017/06/12
Test Mode : Mode 3 MIMO: Transmit (802.11ac-80BW-65Mbps)(5775MHz)

Frequency MHz	Correct Factor dB	Reading Level dBμV	Measurement Level dBμV/m	Margin dB	Limit dBμV/m
Horizontal					
Peak Detector					
135.435	-19.676	40.890	21.214	-22.286	43.500
274.609	-15.164	38.002	22.838	-23.162	46.000
423.623	-12.777	36.727	23.950	-22.050	46.000
626.058	-8.181	30.248	22.066	-23.934	46.000
818.652	-4.463	27.184	22.721	-23.279	46.000
924.087	-3.752	31.559	27.807	-18.193	46.000
Vertical					
Peak Detector					
159.333	-15.537	41.750	26.213	-17.287	43.500
284.449	-17.605	41.792	24.187	-21.813	46.000
489.696	-12.802	39.984	27.182	-18.818	46.000
649.957	-14.708	38.222	23.514	-22.486	46.000
852.391	-9.643	32.466	22.823	-23.177	46.000
974.696	-7.464	36.616	29.152	-24.848	54.000

Note:

1. All Readings below 1GHz are Quasi-Peak, above 1GHz are performed with peak and/or average measurements as necessary.
2. Peak measurements: RBW = 1MHz, VBW = 3 MHz, Sweep: Auto.
3. Average measurements: RBW = 1MHz, VBW = 10 Hz, Sweep: Auto.
4. Measurement Level = Reading Level + Correct Factor.
5. Correct Factor = Antenna factor + Cable loss –Amplifier gain.
6. The average measurement was not performed when the peak measured data under the limit of average detection.
7. The emission levels of other frequencies are very lower than the limit and not show in test report.
8. No emission found between lowest internal used/generated frequency to 30MHz.