4. Band Edge

4.1. Test Setup

RF Conducted Measurement:

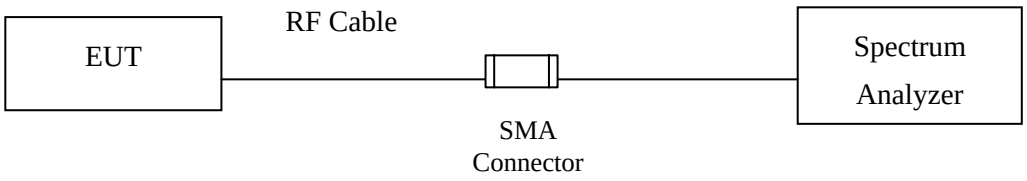

RF Radiated Measurement:

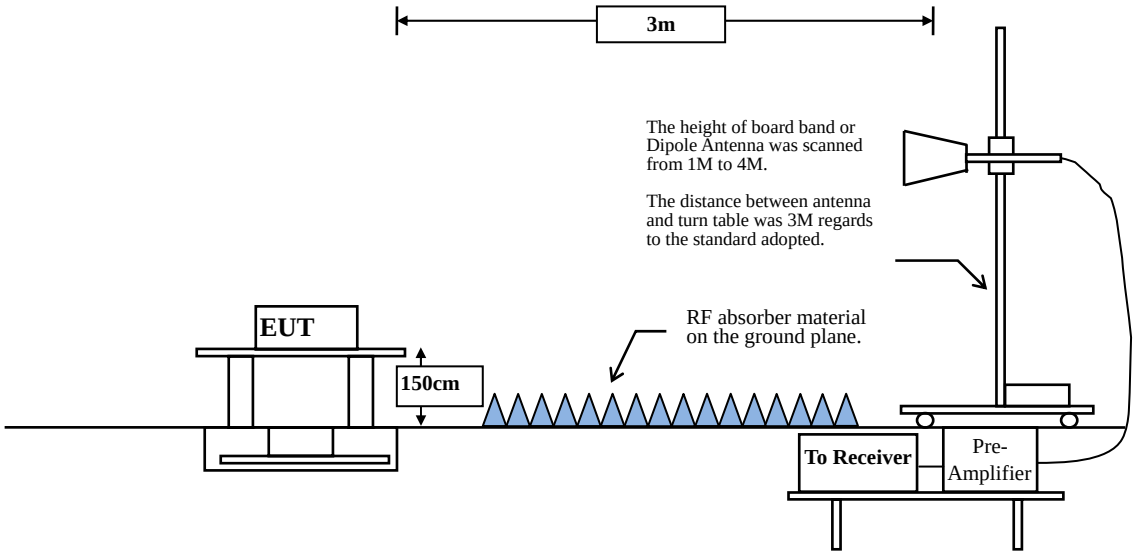

4.2. Limits

The provisions of Section 15.205 of this part apply to intentional radiators operating under this section.

Radiated emissions which fall in the restricted bands, as defined in Section 15.205, must also comply with the radiated emission limits specified in Section 15.209:

FCC Part 15 Subpart C Paragraph 15.209 Limits		
Frequency MHz	uV/m @3m	dBμV/m@3m
30-88	100	40
88-216	150	43.5
216-960	200	46
Above 960	500	54

Remarks : 1. RF Voltage (dBμV) = 20 log RF Voltage (uV)

2. In the Above Table, the tighter limit applies at the band edges.

3. Distance refers to the distance in meters between the measuring instrument antenna and the closed point of any part of the device or system.

4.3. Test Procedure

The EUT is placed on a turn table which is 1.5 meter above ground. The turn table can rotate 360 degrees to determine the position of the maximum emission level. The EUT was positioned such that the distance from antenna to the EUT was 3meters.

The antenna can move up and down between 1 meter and 4 meters to find out the maximum emission level.

Both horizontal and vertical polarization of the antenna are set on measurement. In order to find the maximum emission, all of the interface cables must be manipulated according to ANSI C63.10:2013 on radiated measurement.

The bandwidth below 1GHz setting on the field strength meter is 120 kHz, above 1GHz are 1 MHz.

The EUT was setup to ANSI C63.10, 2013; tested to UNII test procedure of FCC KDB-789033 for compliance to FCC 47CFR Subpart E requirements.

4.4. Uncertainty

±4.08 dB below 1GHz

±4.22 dB above 1GHz

4.5. Test Result of Band Edge

Product : Intel® Tri-Band Wireless-AC 18265
Test Item : Band Edge Data
Test Date : 2017/06/05
Test Mode : Mode 1 SISO A: Transmit (802.11a-6Mbps)-Channel 36 (5180MHz)

RF Radiated Measurement (Horizontal):

Channel No.	Frequency (MHz)	Correct Factor (dB)	Reading Level (dBµV)	Emission Level (dBµV/m)	Peak Limit (dBµV/m)	Average Limit (dBµV/m)	Result
36 (Peak)	5147.391	10.478	45.413	55.890	74.00	54.00	Pass
36 (Peak)	5150.000	10.470	43.789	54.260	74.00	54.00	Pass
36 (Peak)	5177.391	10.401	87.011	97.412	--	--	--
36 (Average)	5150.000	10.470	30.768	41.239	74.00	54.00	Pass
36 (Average)	5177.536	10.400	77.568	87.968	--	--	--

Figure Channel 36: Horizontal (Peak)

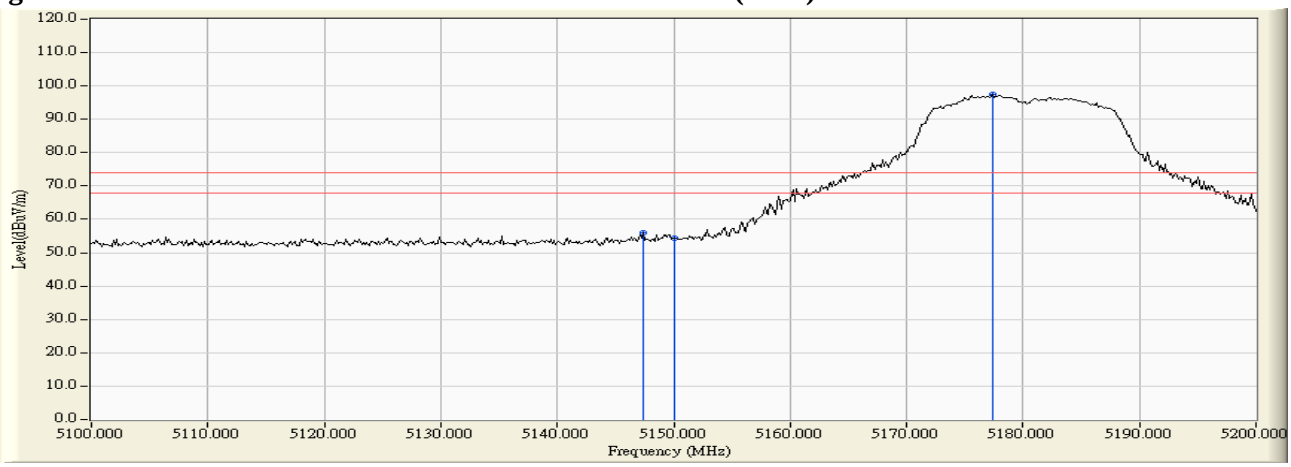

Figure Channel 36: Horizontal (Average)

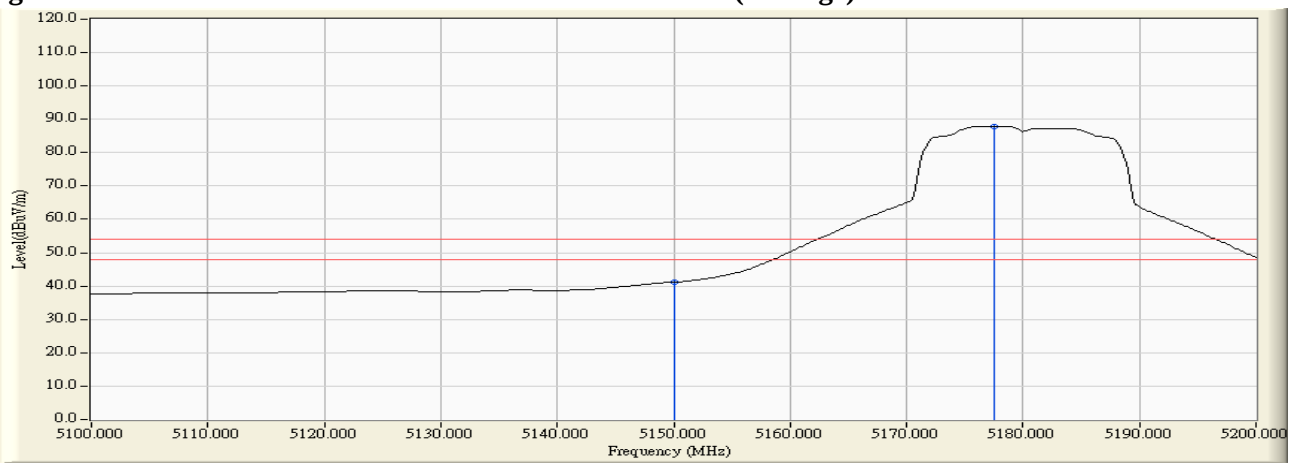

Note:1. All readings above 1GHz are performed with peak and/or average measurements as necessary.
2. Peak measurements: RBW = 1MHz, VBW = 3 MHz, Sweep: Auto.
3. Average measurements: RBW = 1MHz, VBW = 10 Hz, Sweep: Auto.
4. " * ", means this data is the worst emission level.
5. Measurement Level = Reading Level + Correct Factor.
6. The average measurement was not performed when the peak measured data under the limit of average detection.

Product	:	Intel® Tri-Band Wireless-AC 18265
Test Item	:	Band Edge Data
Test Date	:	2017/06/05
Test Mode	:	Mode 1 SISO A: Transmit (802.11a-6Mbps)-Channel 36 (5180MHz)

RF Radiated Measurement (Vertical):

Channel No.	Frequency (MHz)	Correct Factor (dB)	Reading Level (dBμV)	Emission Level (dBμV/m)	Peak Limit (dBμV/m)	Average Limit (dBμV/m)	Result
36 (Peak)	5148.551	12.385	46.410	58.795	74.00	54.00	Pass
36 (Peak)	5150.000	12.390	45.206	57.596	74.00	54.00	Pass
36 (Peak)	5176.232	12.488	88.267	100.755	--	--	--
36 (Average)	5150.000	12.390	31.805	44.195	74.00	54.00	Pass
36 (Average)	5176.667	12.489	78.906	91.395	--	--	--

Figure Channel 36: Vertical (Peak)

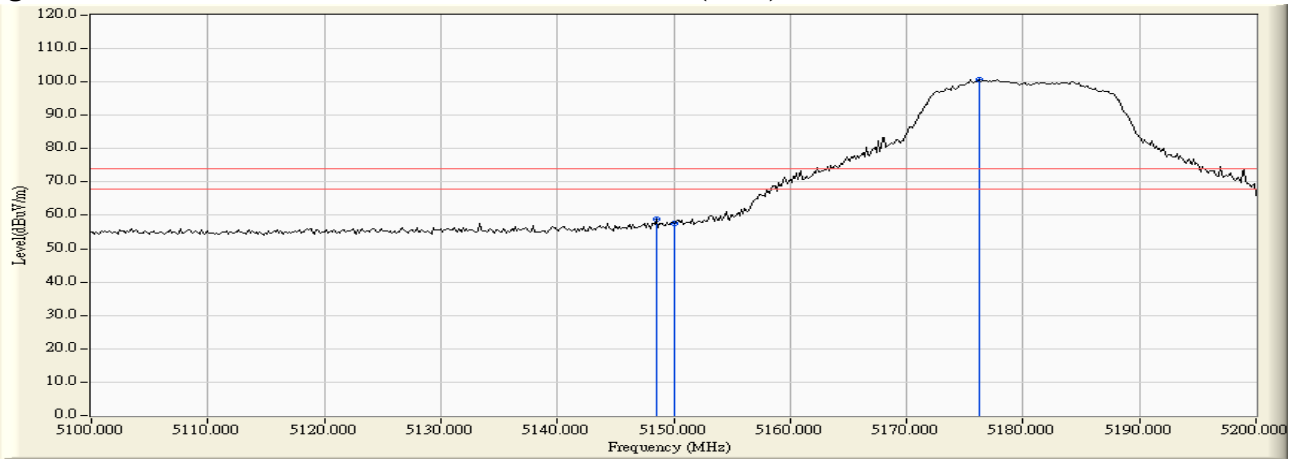

Figure Channel 36: Vertical (Average)

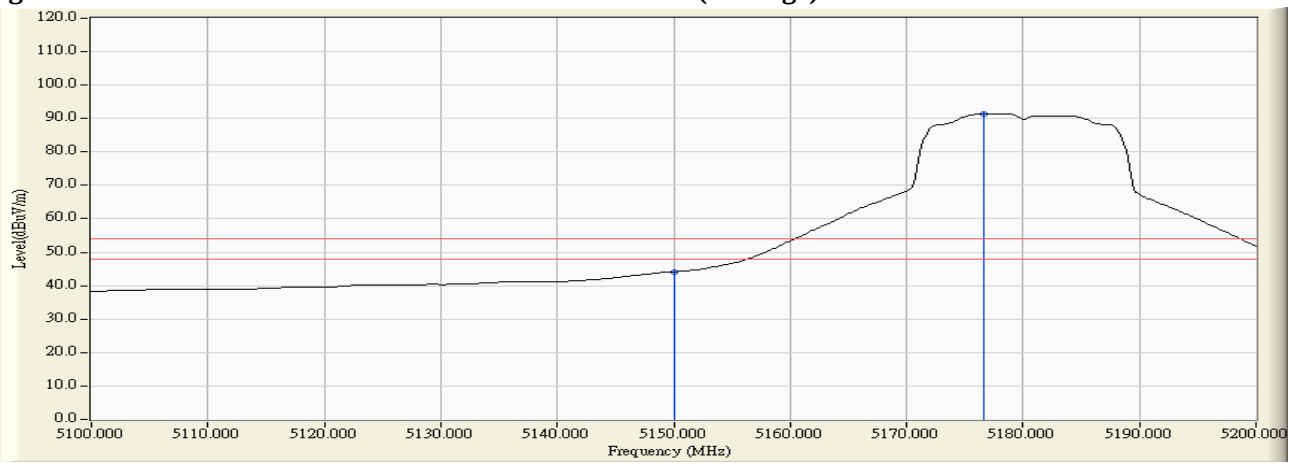

Note:

1. All readings above 1GHz are performed with peak and/or average measurements as necessary.
2. Peak measurements: RBW = 1MHz, VBW = 3 MHz, Sweep: Auto.
3. Average measurements: RBW = 1MHz, VBW = 10 Hz, Sweep: Auto.
4. " * ", means this data is the worst emission level.
5. Measurement Level = Reading Level + Correct Factor.
6. The average measurement was not performed when the peak measured data under the limit of average detection.

Product	:	Intel® Tri-Band Wireless-AC 18265
Test Item	:	Band Edge Data
Test Date	:	2017/06/05
Test Mode	:	Mode 1 SISO A: Transmit (802.11a-6Mbps) -Channel 64 (5320MHz)

RF Radiated Measurement (Horizontal):

Channel No.	Frequency (MHz)	Correct Factor (dB)	Reading Level (dBμV)	Emission Level (dBμV/m)	Peak Limit (dBμV/m)	Arerage Limit (dBμV/m)	Result
64 (Peak)	5317.391	11.107	90.642	101.750	--	--	--
64 (Peak)	5350.000	11.024	46.586	57.610	74.00	54.00	Pass
64 (Average)	5317.536	11.107	81.123	92.230	--	--	--
64 (Average)	5350.000	11.024	30.407	41.431	74.00	54.00	Pass

Figure Channel 64: Horizontal (Peak)

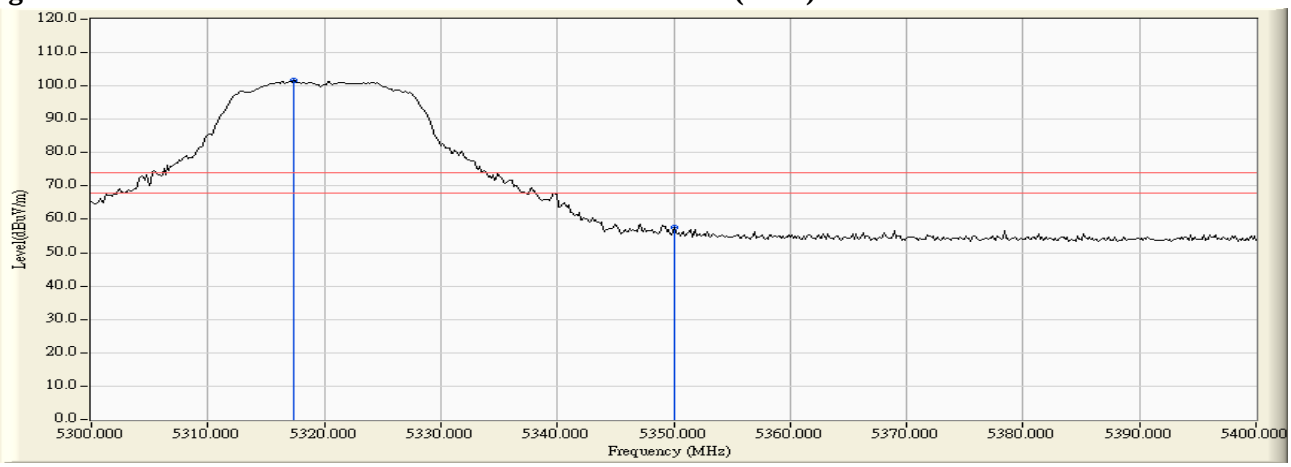

Figure Channel 64: Horizontal (Average)

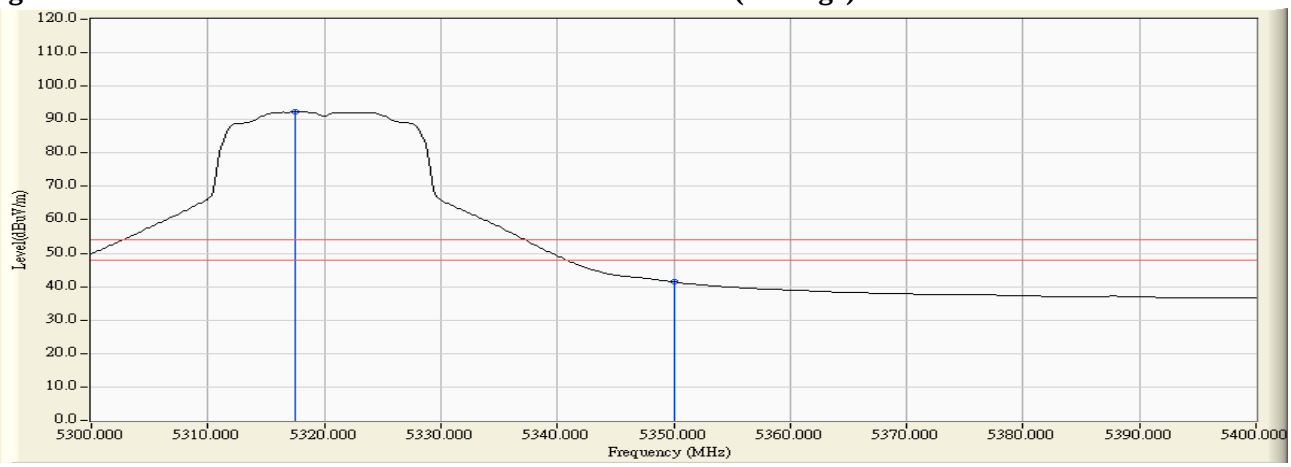

Note:
1. All readings above 1GHz are performed with peak and/or average measurements as necessary.
2. Peak measurements: RBW = 1MHz, VBW = 3 MHz, Sweep: Auto.
3. Average measurements: RBW = 1MHz, VBW = 10 Hz, Sweep: Auto.
4. " * ", means this data is the worst emission level.
5. Measurement Level = Reading Level + Correct Factor.
6. The average measurement was not performed when the peak measured data under the limit of average detection.

Product : Intel® Tri-Band Wireless-AC 18265
Test Item : Band Edge Data
Test Date : 2017/06/05
Test Mode : Mode 1 SISO A: Transmit (802.11a-6Mbps) -Channel 64 (5320MHz)

RF Radiated Measurement (Vertical):

Channel No.	Frequency (MHz)	Correct Factor (dB)	Reading Level (dBμV)	Emission Level (dBμV/m)	Peak Limit (dBμV/m)	Arerage Limit (dBμV/m)	Result
64 (Peak)	5323.478	13.015	90.213	103.228	--	--	--
64 (Peak)	5350.000	12.999	45.723	58.722	74.00	54.00	Pass
64 (Average)	5317.536	13.019	80.030	93.049	--	--	--
64 (Average)	5350.000	12.999	29.981	42.980	74.00	54.00	Pass

Figure Channel 64: Vertical (Peak)

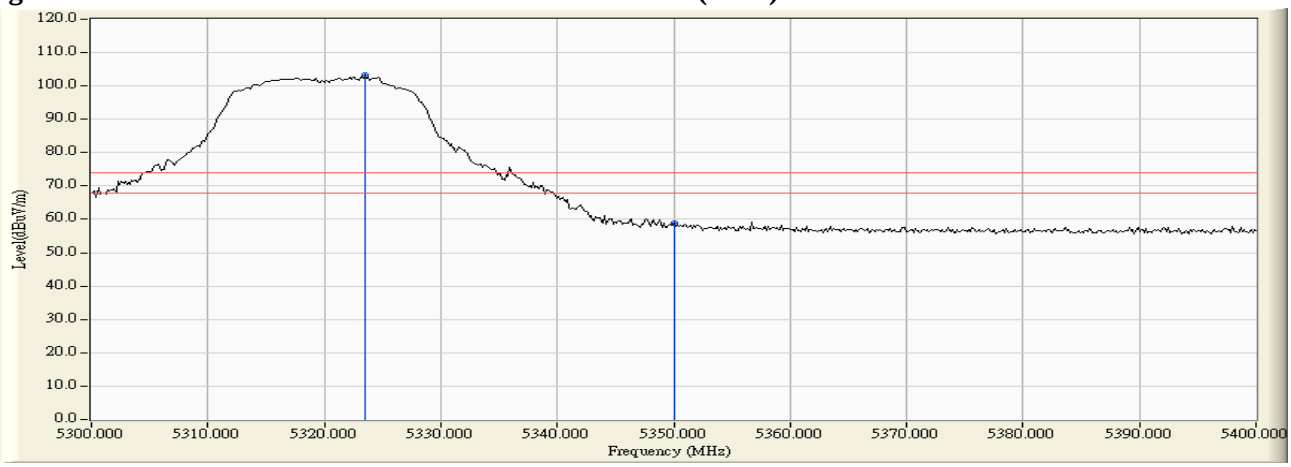

Figure Channel 64: Vertical (Average)

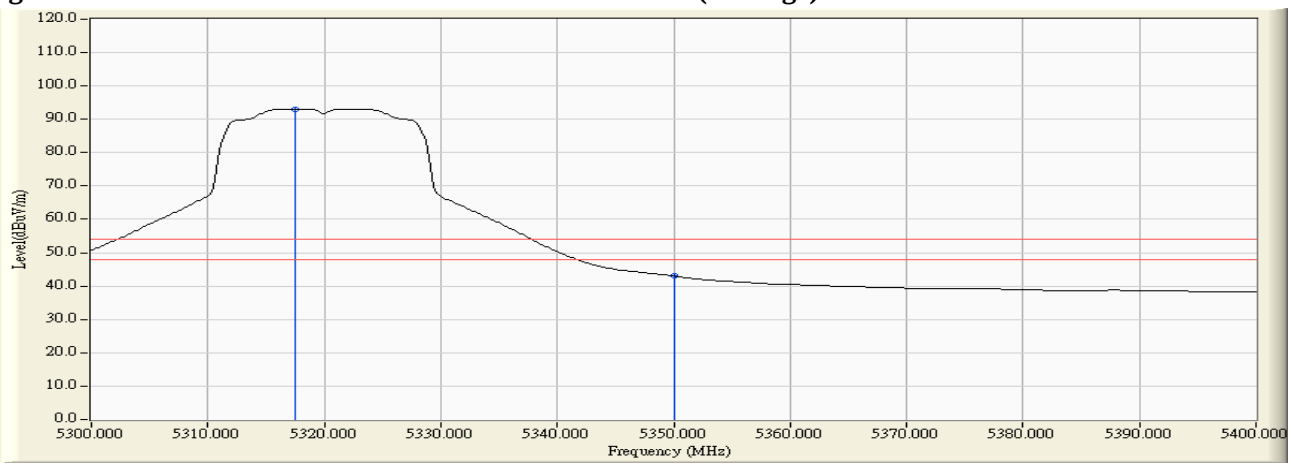

Note:

1. All readings above 1GHz are performed with peak and/or average measurements as necessary.
2. Peak measurements: RBW = 1MHz, VBW = 3 MHz, Sweep: Auto.
3. Average measurements: RBW = 1MHz, VBW = 10 Hz, Sweep: Auto.
4. " * ", means this data is the worst emission level.
5. Measurement Level = Reading Level + Correct Factor.
6. The average measurement was not performed when the peak measured data under the limit of average detection.

Product	:	Intel® Tri-Band Wireless-AC 18265
Test Item	:	Band Edge Data
Test Date	:	2017/06/05
Test Mode	:	Mode 1 SISO A: Transmit (802.11a-6Mbps) -Channel 100 (5500MHz)

RF Radiated Measurement (Horizontal):

Channel No.	Frequency (MHz)	Correct Factor (dB)	Reading Level (dBμV)	Emission Level (dBμV/m)	Peak Limit (dBμV/m)	Arerage Limit (dBμV/m)	Result
100 (Peak)	5460.000	11.703	41.908	53.611	74.00	54.00	Pass
100 (Peak)	5504.058	12.197	84.746	96.943	--	--	--
100 (Average)	5449.130	11.556	25.209	36.766	74.00	54.00	Pass
100 (Average)	5460.000	11.703	24.895	36.598	74.00	54.00	Pass
100 (Average)	5503.768	12.195	75.192	87.387	--	--	--

Figure Channel 100: Horizontal (Peak)

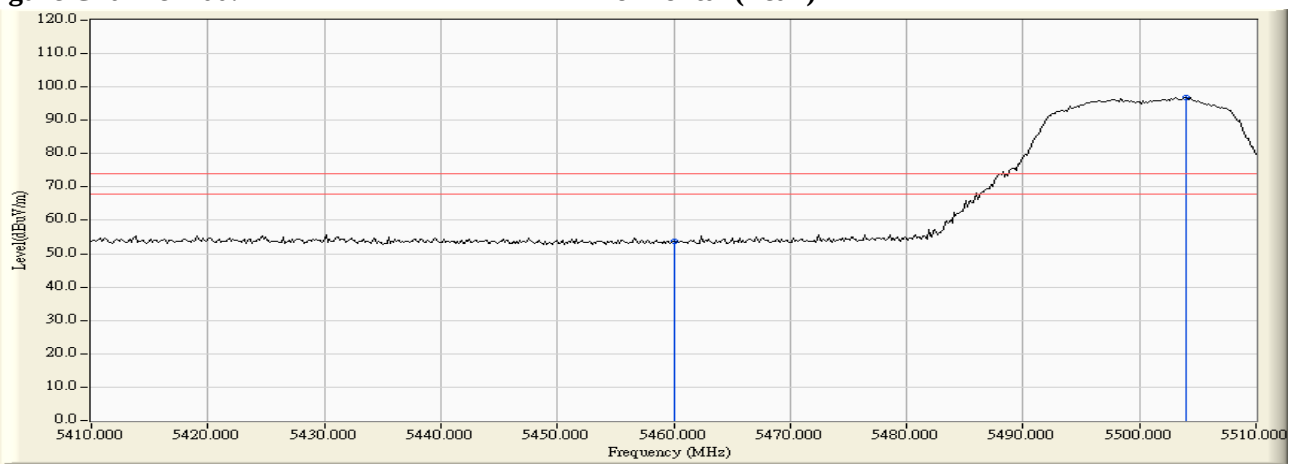

Figure Channel 100: Horizontal (Average)

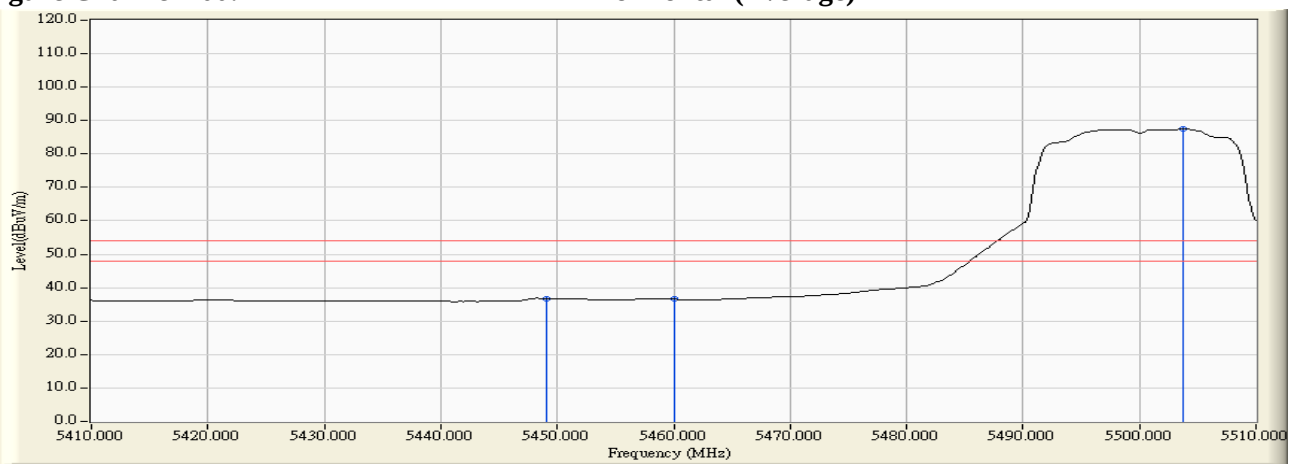

Note:

1. All readings above 1GHz are performed with peak and/or average measurements as necessary.
2. Peak measurements: RBW = 1MHz, VBW = 3 MHz, Sweep: Auto.
3. Average measurements: RBW = 1MHz, VBW = 10 Hz, Sweep: Auto.
4. " * ", means this data is the worst emission level.
5. Measurement Level = Reading Level + Correct Factor.
6. The average measurement was not performed when the peak measured data under the limit of average detection.

Product : Intel® Tri-Band Wireless-AC 18265
Test Item : Band Edge Data
Test Date : 2017/06/05
Test Mode : Mode 1 SISO A: Transmit (802.11a-6Mbps) -Channel 100 (5500MHz)

RF Radiated Measurement (Vertical):

Channel No.	Frequency (MHz)	Correct Factor (dB)	Reading Level (dBμV)	Emission Level (dBμV/m)	Peak Limit (dBμV/m)	Arerage Limit (dBμV/m)	Result
100 (Peak)	5460.000	13.390	42.507	55.897	74.00	54.00	Pass
100 (Peak)	5502.754	13.638	85.532	99.170	--	--	--
100 (Average)	5460.000	13.390	24.628	38.018	74.00	54.00	Pass
100 (Average)	5503.043	13.639	75.966	89.605	--	--	--

Figure Channel 100: Vertical (Peak)

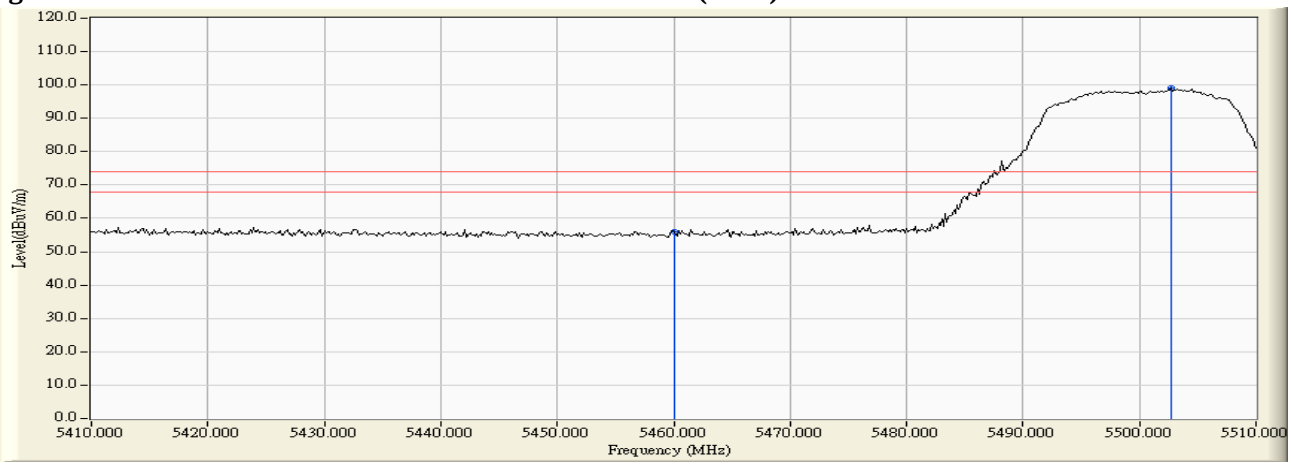

Figure Channel 100: Vertical (Average)

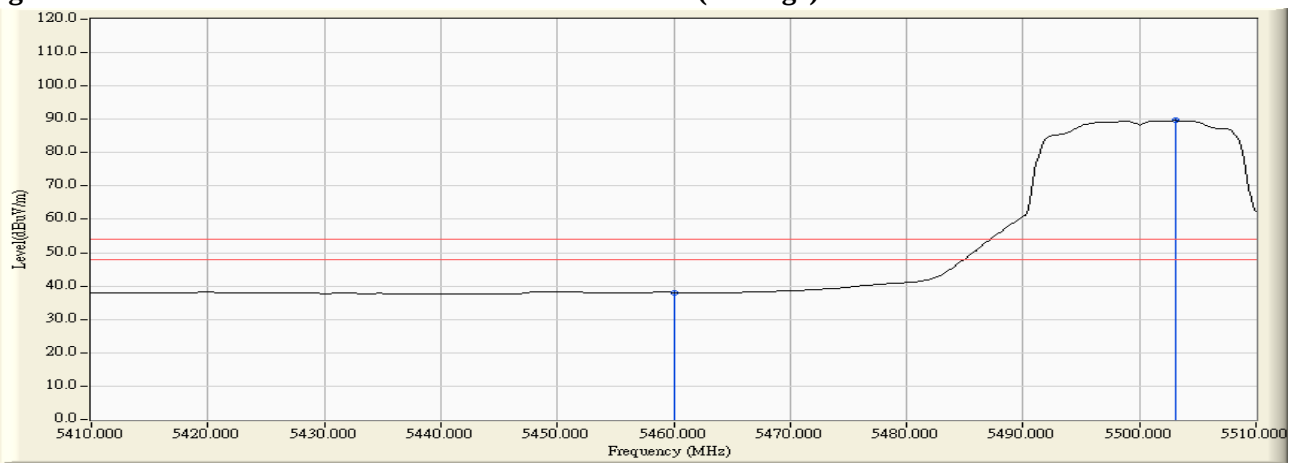

Note:

1. All readings above 1GHz are performed with peak and/or average measurements as necessary.
2. Peak measurements: RBW = 1MHz, VBW = 3 MHz, Sweep: Auto.
3. Average measurements: RBW = 1MHz, VBW = 10 Hz, Sweep: Auto.
4. " * ", means this data is the worst emission level.
5. Measurement Level = Reading Level + Correct Factor.
6. The average measurement was not performed when the peak measured data under the limit of average detection.

Product : Intel® Tri-Band Wireless-AC 18265
Test Item : Band Edge Data
Test Date : 2017/06/07
Test Mode : Mode 1 SISO A: Transmit (802.11a-6Mbps) -Channel 100 (5500MHz)

RF Radiated Measurement:

	Frequency (MHz)	Correct Factor (dB)	Reading Level (dBμV)	Measure Level (dBμV /m)	Margin (dB)	Limit (dBμV /m)	Result
Horizontal	5463.043	11.745	43.563	55.307	-12.913	68.220	Pass
Horizontal	5470.000	11.838	42.775	54.613	-13.607	68.220	Pass
Horizontal	5503.913	12.196	84.536	96.732	--	--	--

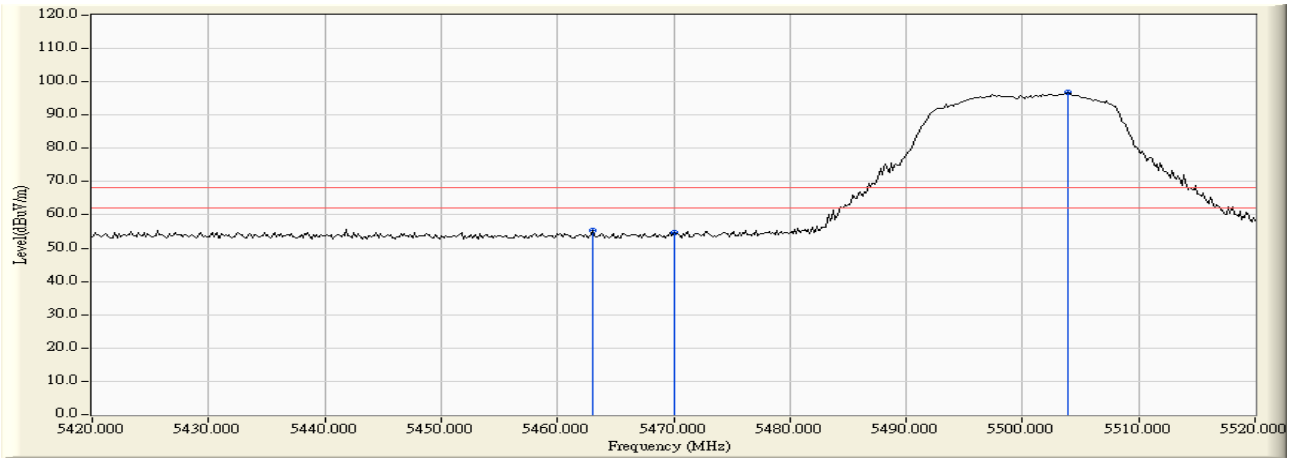

	Frequency (MHz)	Correct Factor (dB)	Reading Level (dBμV)	Measure Level (dBμV /m)	Margin (dB)	Limit (dBμV /m)	Result
Vertical	5443.188	13.272	44.037	57.309	-10.911	68.220	Pass
Vertical	5470.000	13.462	42.517	55.979	-12.241	68.220	Pass
Vertical	5503.478	13.640	86.176	99.816	--	--	--

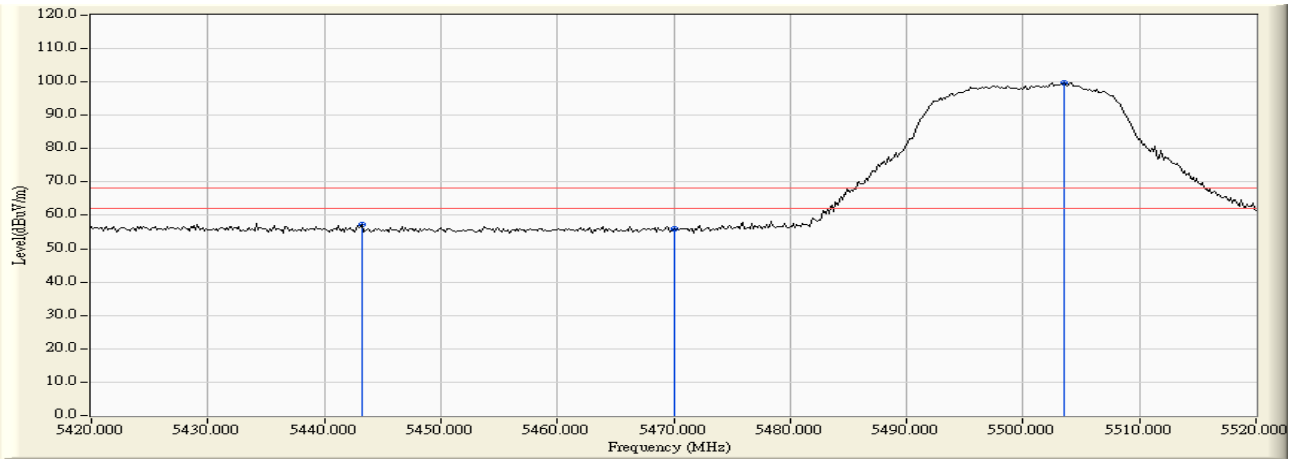

Product : Intel® Tri-Band Wireless-AC 18265
Test Item : Band Edge Data
Test Date : 2017/06/07
Test Mode : Mode 1 SISO A: Transmit (802.11a-6Mbps) -Channel 140 (5700MHz)

RF Radiated Measurement:

	Frequency (MHz)	Correct Factor (dB)	Reading Level (dBµV)	Measure Level (dBµV /m)	Margin (dB)	Limit (dBµV /m)	Result
Horizontal	5702.681	11.646	82.523	94.169	--	--	--
Horizontal	5725.000	11.592	42.255	53.847	-14.373	68.220	Pass
Horizontal	5732.101	11.570	44.993	56.563	-11.657	68.220	Pass

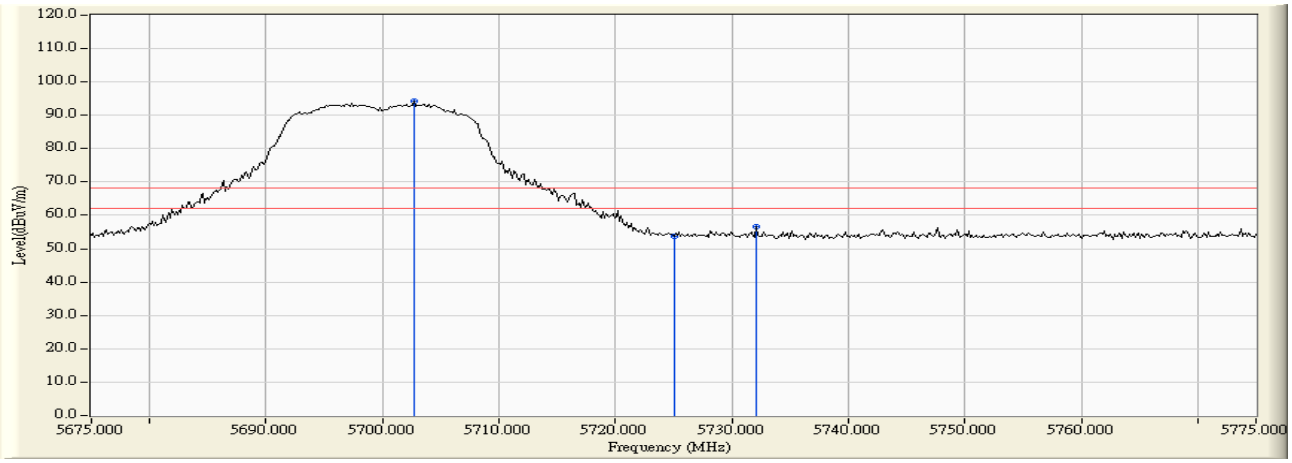

	Frequency (MHz)	Correct Factor (dB)	Reading Level (dBµV)	Measure Level (dBµV /m)	Margin (dB)	Limit (dBµV /m)	Result
Vertical	5703.261	12.997	88.014	101.011	--	--	--
Vertical	5725.000	12.930	46.520	59.450	-8.770	68.220	Pass

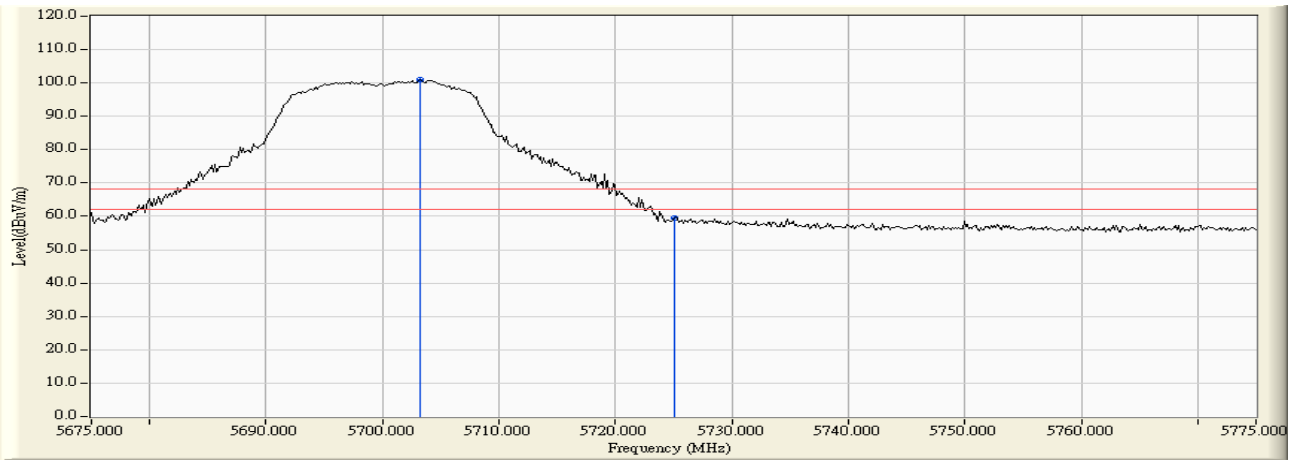

Product : Intel® Tri-Band Wireless-AC 18265
Test Item : Band Edge Data
Test Date : 2017/06/07
Test Mode : Mode 1 SISO A: Transmit (802.11a-6Mbps) -Channel 149 (5745MHz)

RF Radiated Measurement:

	Frequency (MHz)	Correct Factor (dB)	Reading Level (dBμV)	Measure Level (dBμV /m)	Margin (dB)	Limit (dBμV /m)	Result
Horizontal	5631.196	11.510	43.630	55.140	-13.080	68.220	Pass
Horizontal	5650.000	11.554	41.451	53.006	-15.214	68.220	Pass
Horizontal	5700.000	11.647	42.502	54.149	-51.051	105.200	Pass
Horizontal	5720.000	11.607	46.872	58.479	-52.321	110.800	Pass
Horizontal	5725.000	11.592	54.257	65.849	-56.351	122.200	Pass
Horizontal	5747.862	11.519	83.540	95.059	--	--	--

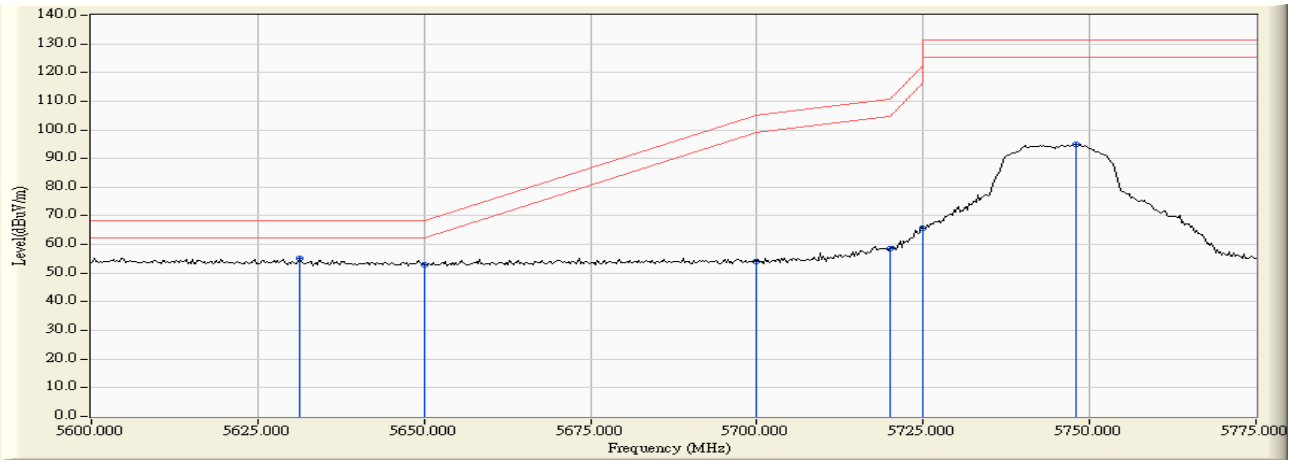

Product : Intel® Tri-Band Wireless-AC 18265
Test Item : Band Edge Data
Test Date : 2017/06/07
Test Mode : Mode 1 SISO A: Transmit (802.11a-6Mbps) -Channel 149 (5745MHz)

RF Radiated Measurement:

	Frequency (MHz)	Correct Factor (dB)	Reading Level (dBμV)	Measure Level (dBμV /m)	Margin (dB)	Limit (dBμV /m)	Result
Vertical	5647.935	13.029	41.833	54.863	5647.935	13.029	Pass
Vertical	5650.000	13.029	41.242	54.271	5650.000	13.029	Pass
Vertical	5694.094	13.015	43.503	56.517	5694.094	13.015	Pass
Vertical	5700.000	13.003	42.136	55.139	5700.000	13.003	Pass
Vertical	5720.000	12.947	50.457	63.404	5720.000	12.947	Pass
Vertical	5725.000	12.930	58.990	71.920	5725.000	12.930	Pass
Vertical	5742.536	12.869	86.636	99.505	--	--	--

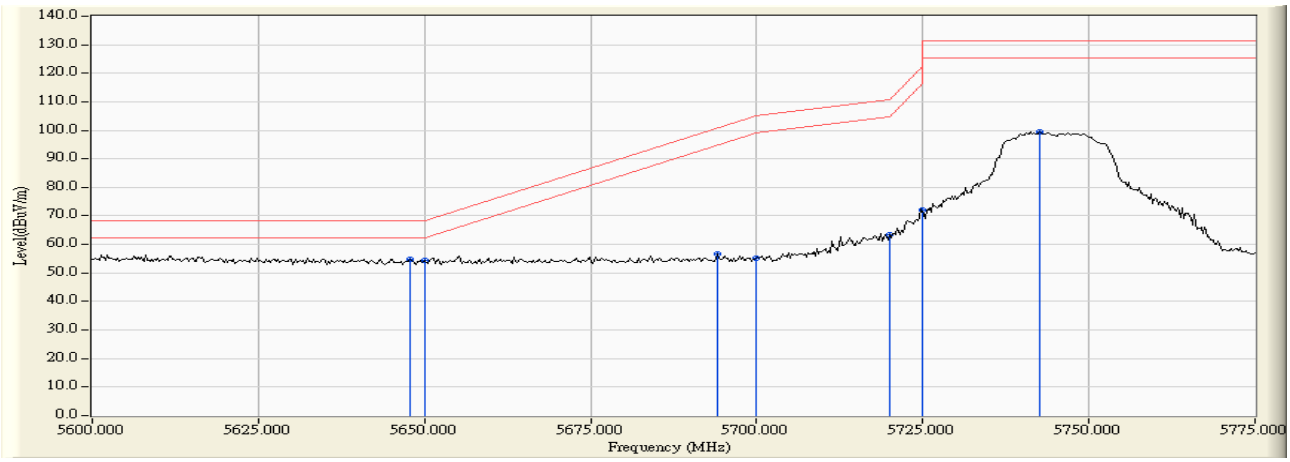

Product : Intel® Tri-Band Wireless-AC 18265
Test Item : Band Edge Data
Test Date : 2017/06/07
Test Mode : Mode 1 SISO A: Transmit (802.11a-6Mbps) -Channel 165 (5825MHz)

RF Radiated Measurement:

	Frequency (MHz)	Correct Factor (dB)	Reading Level (dBμV)	Measure Level (dBμV /m)	Margin (dB)	Limit (dBμV /m)	Result
Horizontal	5826.087	11.535	85.086	96.621	--	--	--
Horizontal	5850.000	11.701	50.137	61.838	-60.362	122.200	Pass
Horizontal	5855.000	11.735	46.129	57.864	-52.936	110.800	Pass
Horizontal	5875.000	11.873	42.781	54.654	-50.546	105.200	Pass
Horizontal	5907.826	12.046	43.284	55.331	-25.578	80.909	Pass
Horizontal	5925.000	12.068	41.705	53.774	-14.426	68.200	Pass
Horizontal	5928.986	12.072	42.925	54.997	-13.203	68.200	Pass

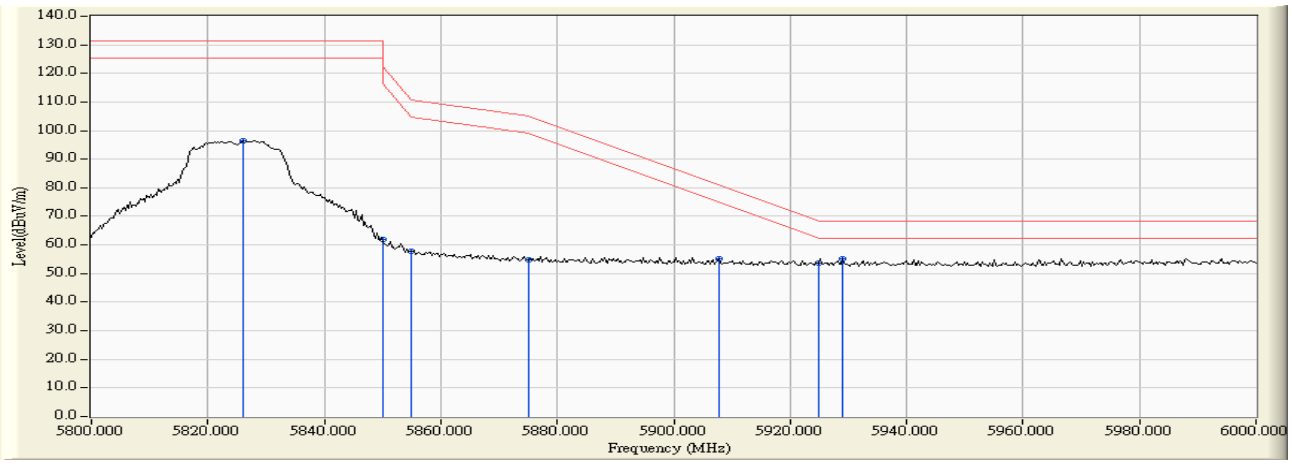

Product : Intel® Tri-Band Wireless-AC 18265
Test Item : Band Edge Data
Test Date : 2017/06/07
Test Mode : Mode 1 SISO A: Transmit (802.11a-6Mbps) - Channel 165 (5825MHz)

RF Radiated Measurement:

	Frequency (MHz)	Correct Factor (dB)	Reading Level (dBμV)	Measure Level (dBμV /m)	Margin (dB)	Limit (dBμV /m)	Result
Vertical	5822.319	12.716	87.460	100.175	--	--	--
Vertical	5850.000	12.774	50.254	63.028	-59.172	122.200	Pass
Vertical	5855.000	12.784	47.897	60.681	-50.119	110.800	Pass
Vertical	5875.000	12.825	43.472	56.297	-48.903	105.200	Pass
Vertical	5882.609	12.842	44.601	57.443	-42.126	99.569	Pass
Vertical	5925.000	12.911	41.893	54.804	-13.396	68.200	Pass
Vertical	5935.942	12.926	43.676	56.602	-11.598	68.200	Pass

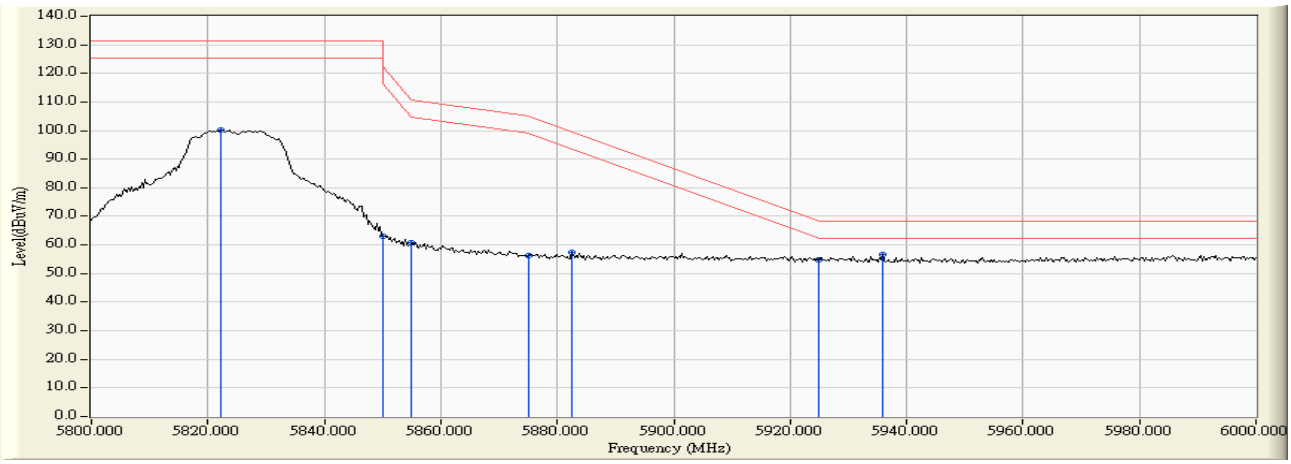

Product : Intel® Tri-Band Wireless-AC 18265
Test Item : Band Edge Data
Test Date : 2017/06/05
Test Mode : Mode 1 SISO A: Transmit (802.11n-20BW 7.2Mbps) -Channel 36 (5180MHz)

RF Radiated Measurement (Horizontal):

Channel No.	Frequency (MHz)	Correct Factor (dB)	Reading Level (dBμV)	Emission Level (dBμV/m)	Peak Limit (dBμV/m)	Average Limit (dBμV/m)	Result
36 (Peak)	5150.000	10.470	44.024	54.495	74.00	54.00	Pass
36 (Peak)	5177.681	10.400	85.807	96.207	--	--	--
36 (Average)	5150.000	10.470	29.136	39.607	74.00	54.00	Pass
36 (Average)	5177.536	10.400	76.186	86.586	--	--	--

Figure Channel 36: Horizontal (Peak)

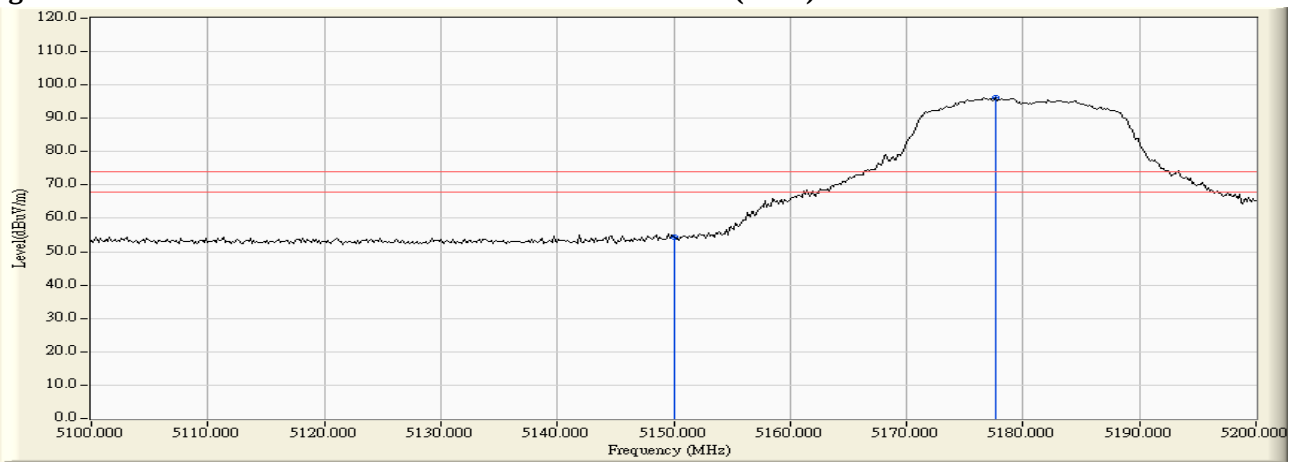

Figure Channel 36: Horizontal (Average)

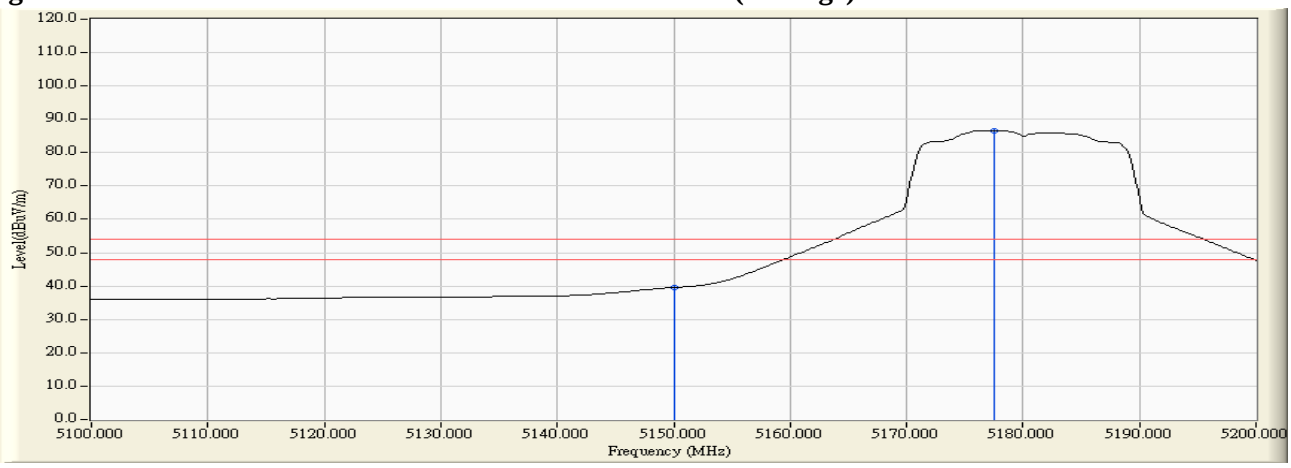

Note:

1. All readings above 1GHz are performed with peak and/or average measurements as necessary.
2. Peak measurements: RBW = 1MHz, VBW = 3 MHz, Sweep: Auto.
3. Average measurements: RBW = 1MHz, VBW = 10 Hz, Sweep: Auto.
4. " * ", means this data is the worst emission level.
5. Measurement Level = Reading Level + Correct Factor.
6. The average measurement was not performed when the peak measured data under the limit of average detection.

Product : Intel® Tri-Band Wireless-AC 18265
Test Item : Band Edge Data
Test Date : 2017/06/05
Test Mode : Mode 1 SISO A: Transmit (802.11n-20BW 7.2Mbps) -Channel 36 (5180MHz)

RF Radiated Measurement (Vertical):

Channel No.	Frequency (MHz)	Correct Factor (dB)	Reading Level (dBμV)	Emission Level (dBμV/m)	Peak Limit (dBμV/m)	Average Limit (dBμV/m)	Result
36 (Peak)	5150.000	12.390	45.571	57.961	74.00	54.00	Pass
36 (Peak)	5176.232	12.488	87.909	100.397	--	--	--
36 (Average)	5150.000	12.390	32.128	44.518	74.00	54.00	Pass
36 (Average)	5177.391	12.492	78.875	91.367	--	--	--

Figure Channel 36: Vertical (Peak)

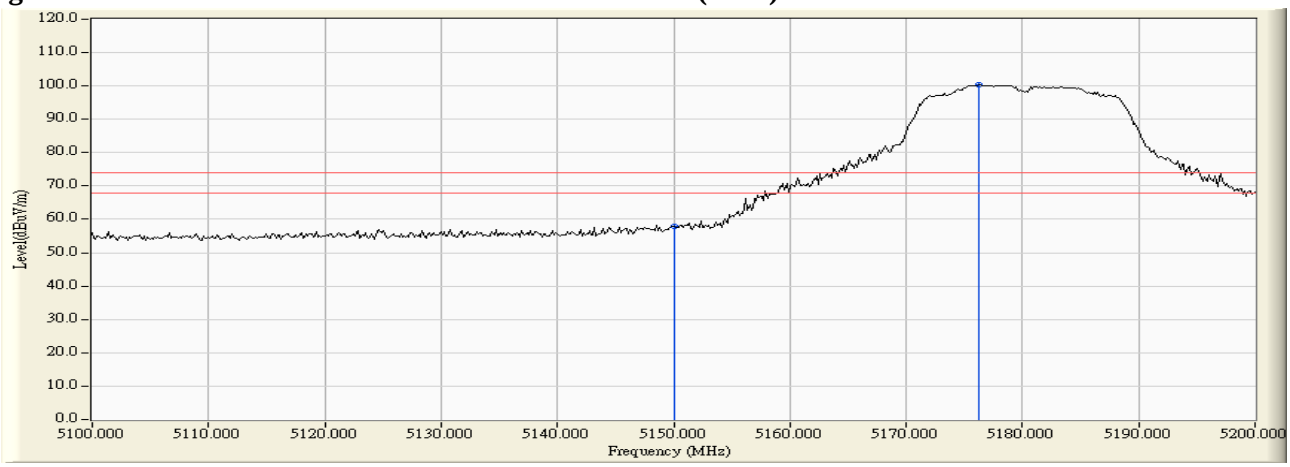

Figure Channel 36: Vertical (Average)

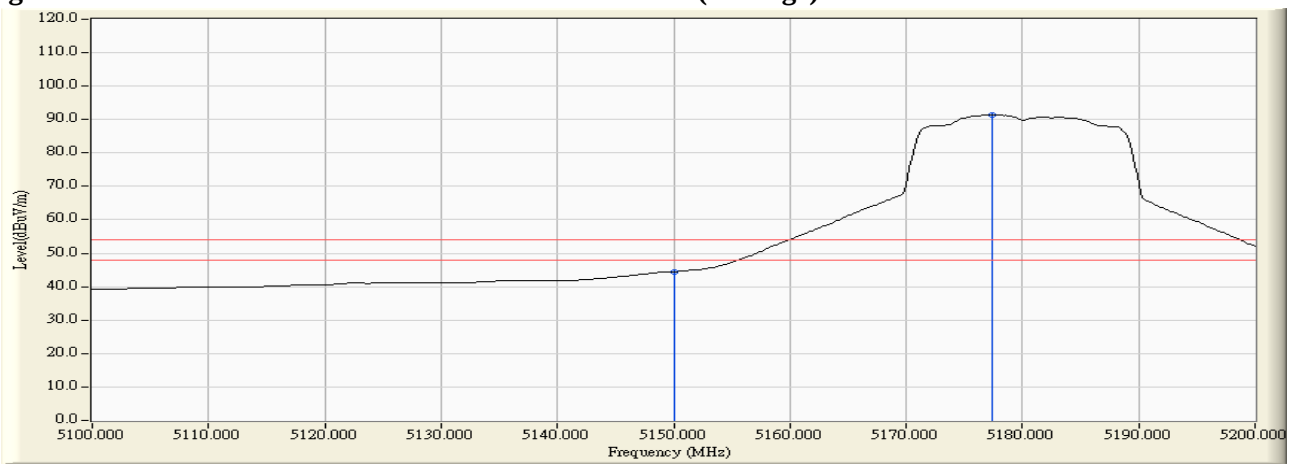

Note:

1. All readings above 1GHz are performed with peak and/or average measurements as necessary.
2. Peak measurements: RBW = 1MHz, VBW = 3 MHz, Sweep: Auto.
3. Average measurements: RBW = 1MHz, VBW = 10 Hz, Sweep: Auto.
4. " * ", means this data is the worst emission level.
5. Measurement Level = Reading Level + Correct Factor.
6. The average measurement was not performed when the peak measured data under the limit of average detection.

Product : Intel® Tri-Band Wireless-AC 18265
Test Item : Band Edge Data
Test Date : 2017/06/05
Test Mode : Mode 1 SISO A: Transmit (802.11n-20BW 7.2Mbps) -Channel 64 (5320MHz)

RF Radiated Measurement (Horizontal):

Channel No.	Frequency (MHz)	Correct Factor (dB)	Reading Level (dBμV)	Emission Level (dBμV/m)	Peak Limit (dBμV/m)	Arerage Limit (dBμV/m)	Result
64 (Peak)	5316.667	11.109	90.772	101.881	--	--	--
64 (Peak)	5350.000	11.024	45.206	56.230	74.00	54.00	Pass
64 (Peak)	5350.145	11.024	48.129	59.153	74.00	54.00	Pass
64 (Average)	5317.246	11.108	81.248	92.356	--	--	--
64 (Average)	5350.000	11.024	30.962	41.986	74.00	54.00	Pass

Figure Channel 64: Horizontal (Peak)

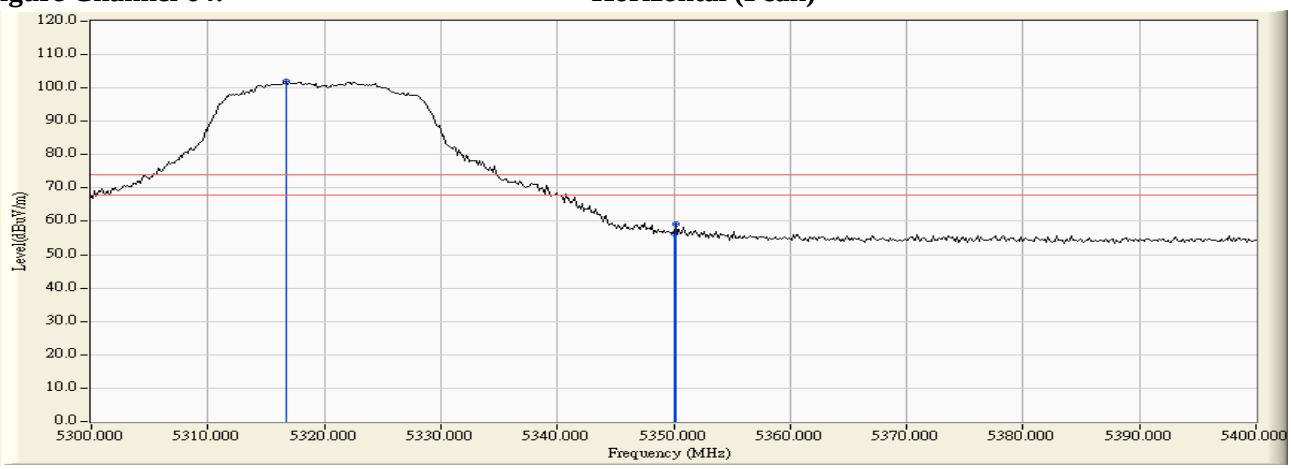

Figure Channel 64: Horizontal (Average)

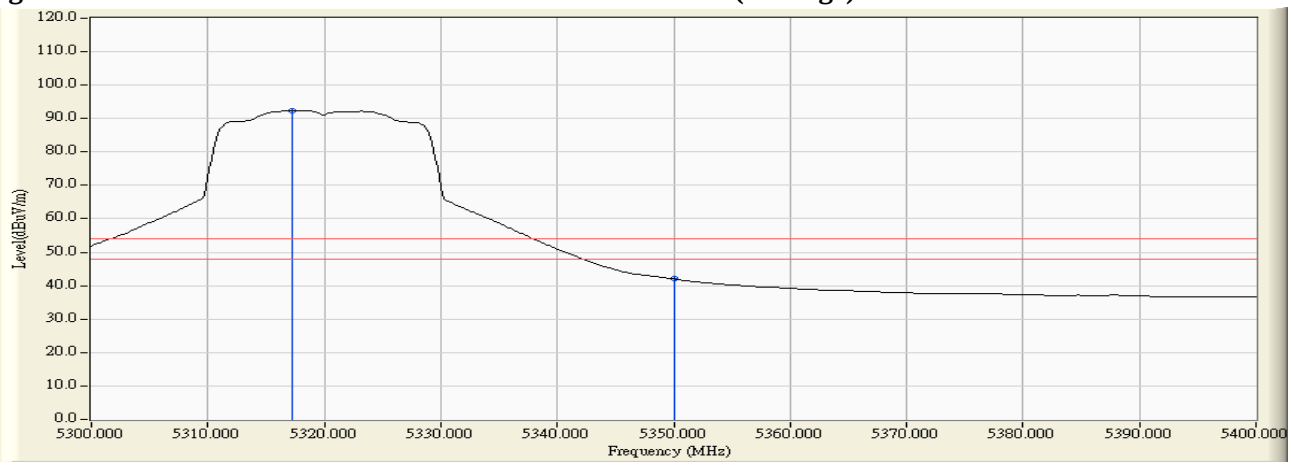

Note:

1. All readings above 1GHz are performed with peak and/or average measurements as necessary.
2. Peak measurements: RBW = 1MHz, VBW = 3 MHz, Sweep: Auto.
3. Average measurements: RBW = 1MHz, VBW = 10 Hz, Sweep: Auto.
4. " * ", means this data is the worst emission level.
5. Measurement Level = Reading Level + Correct Factor.
6. The average measurement was not performed when the peak measured data under the limit of average detection.

Product : Intel® Tri-Band Wireless-AC 18265
Test Item : Band Edge Data
Test Date : 2017/06/05
Test Mode : Mode 1 SISO A: Transmit (802.11n-20BW 7.2Mbps) -Channel 64 (5320MHz)

RF Radiated Measurement (Vertical):

Channel No.	Frequency (MHz)	Correct Factor (dB)	Reading Level (dBμV)	Emission Level (dBμV/m)	Peak Limit (dBμV/m)	Arerage Limit (dBμV/m)	Result
64 (Peak)	5317.681	13.018	89.618	102.637	--	--	--
64 (Peak)	5350.000	12.999	44.620	57.619	74.00	54.00	Pass
64 (Average)	5317.536	13.019	80.450	93.469	--	--	--
64 (Average)	5350.000	12.999	29.948	42.947	74.00	54.00	Pass

Figure Channel 64: Vertical (Peak)

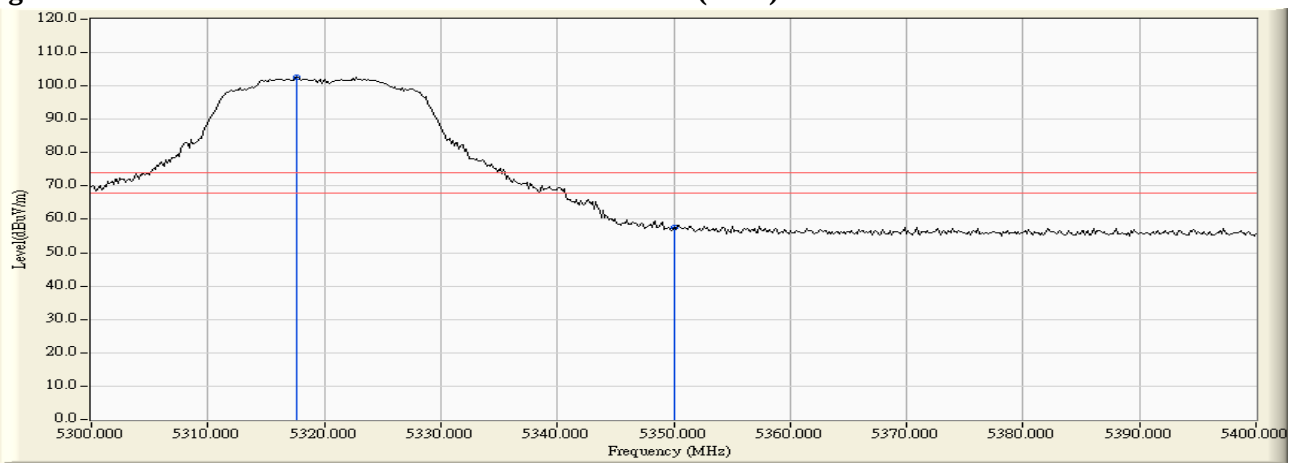

Figure Channel 64: Vertical (Average)

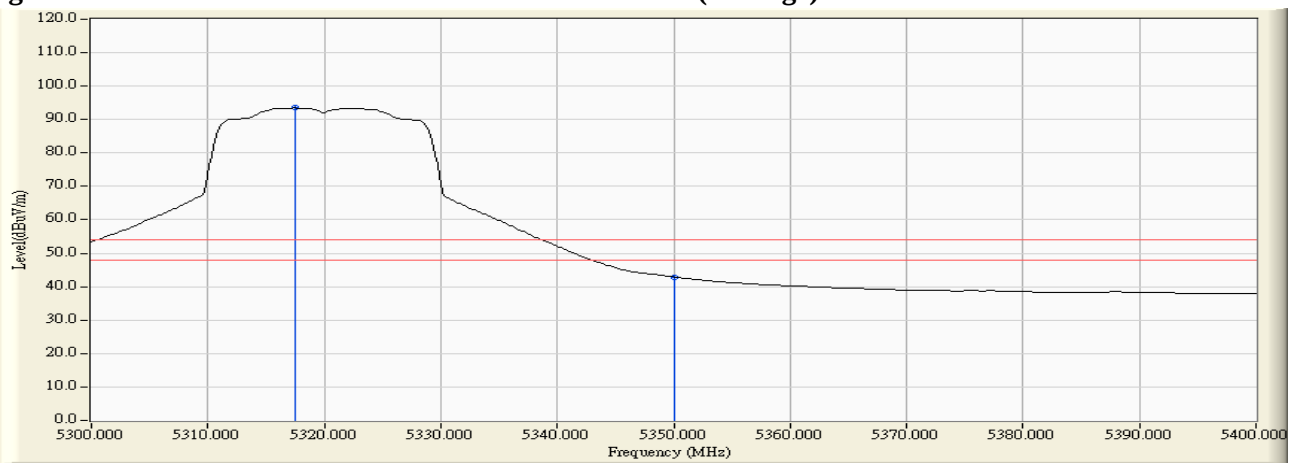

Note:

1. All readings above 1GHz are performed with peak and/or average measurements as necessary.
2. Peak measurements: RBW = 1MHz, VBW = 3 MHz, Sweep: Auto.
3. Average measurements: RBW = 1MHz, VBW = 10 Hz, Sweep: Auto.
4. " * ", means this data is the worst emission level.
5. Measurement Level = Reading Level + Correct Factor.
6. The average measurement was not performed when the peak measured data under the limit of average detection.

Product : Intel® Tri-Band Wireless-AC 18265
Test Item : Band Edge Data
Test Date : 2017/06/05
Test Mode : Mode 1 SISO A: Transmit (802.11n-20BW 7.2Mbps) -Channel 100 (5500MHz)

RF Radiated Measurement (Horizontal):

Channel No.	Frequency (MHz)	Correct Factor (dB)	Reading Level (dBμV)	Emission Level (dBμV/m)	Peak Limit (dBμV/m)	Arerage Limit (dBμV/m)	Result
100 (Peak)	5460.000	11.703	41.510	53.213	74.00	54.00	Pass
100 (Peak)	5502.029	12.183	83.646	95.829	--	--	--
100 (Average)	5460.000	11.703	24.728	36.431	74.00	54.00	Pass
100 (Average)	5503.043	12.190	74.437	86.627	--	--	--

Figure Channel 100: Horizontal (Peak)

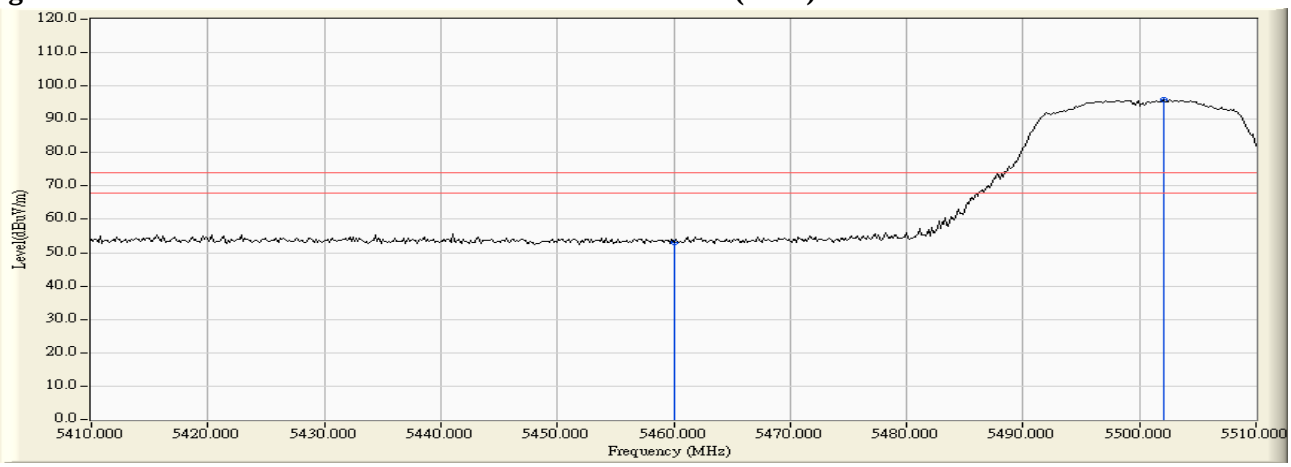

Figure Channel 100: Horizontal (Average)

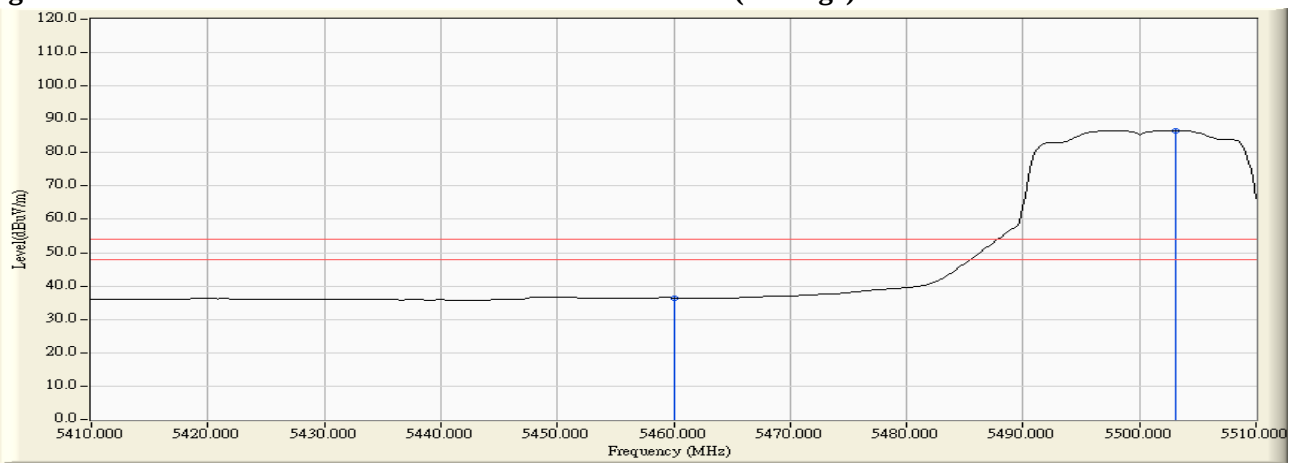

Note:

1. All readings above 1GHz are performed with peak and/or average measurements as necessary.
2. Peak measurements: RBW = 1MHz, VBW = 3 MHz, Sweep: Auto.
3. Average measurements: RBW = 1MHz, VBW = 10 Hz, Sweep: Auto.
4. " * ", means this data is the worst emission level.
5. Measurement Level = Reading Level + Correct Factor.
6. The average measurement was not performed when the peak measured data under the limit of average detection.

Product : Intel® Tri-Band Wireless-AC 18265
Test Item : Band Edge Data
Test Date : 2017/06/05
Test Mode : Mode 1 SISO A: Transmit (802.11n-20BW 7.2Mbps) -Channel 100 (5500MHz)

RF Radiated Measurement (Vertical):

Channel No.	Frequency (MHz)	Correct Factor (dB)	Reading Level (dBμV)	Emission Level (dBμV/m)	Peak Limit (dBμV/m)	Arerage Limit (dBμV/m)	Result
100 (Peak)	5460.000	13.390	41.022	54.412	74.00	54.00	Pass
100 (Peak)	5502.464	13.638	84.870	98.507	--	--	--
100 (Average)	5460.000	13.390	24.690	38.080	74.00	54.00	Pass
100 (Average)	5503.188	13.639	75.541	89.180	--	--	--

Figure Channel 100: Vertical (Peak)

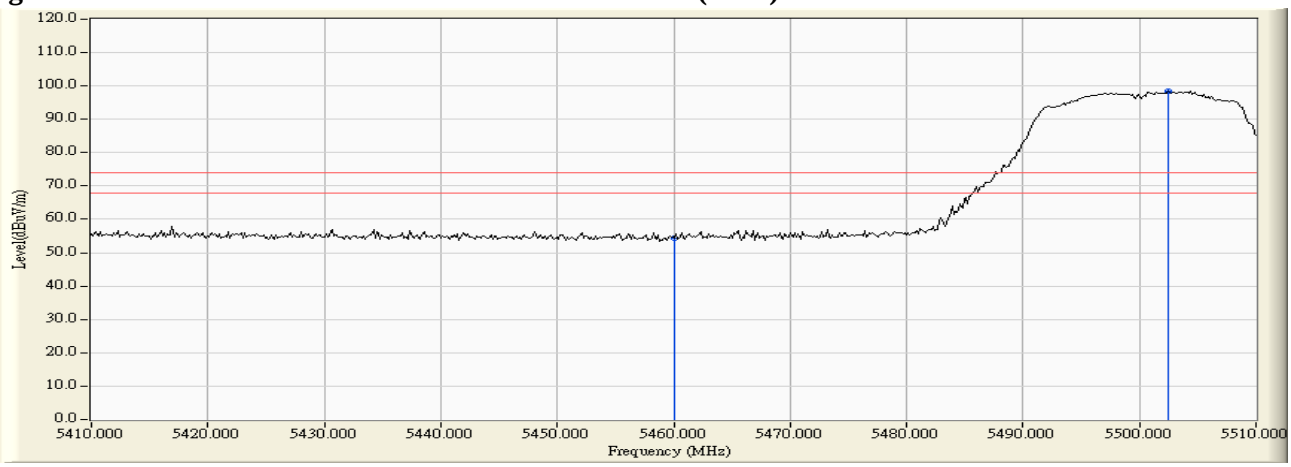

Figure Channel 100: Vertical (Average)

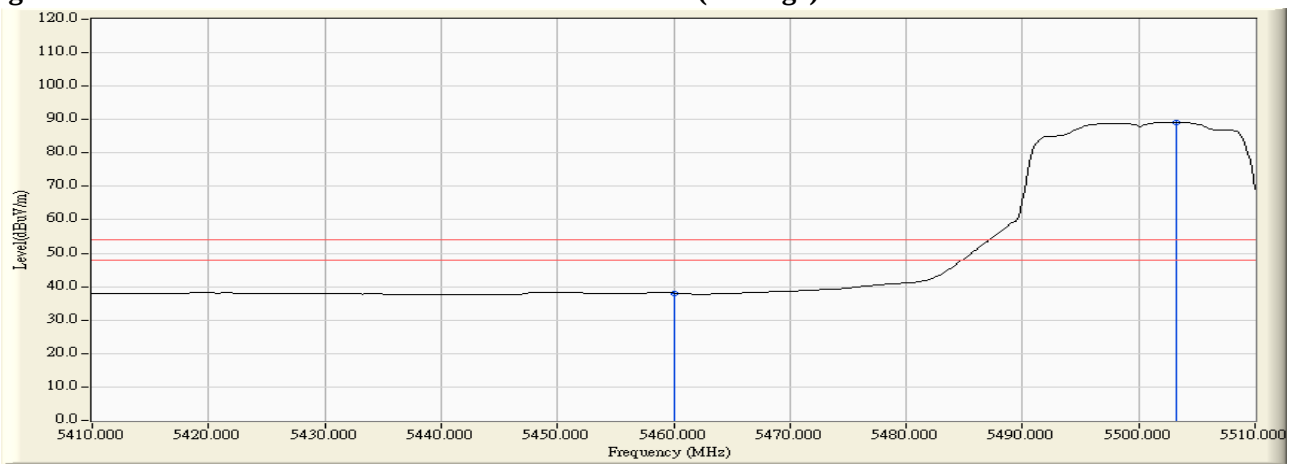

Note:

1. All readings above 1GHz are performed with peak and/or average measurements as necessary.
2. Peak measurements: RBW = 1MHz, VBW = 3 MHz, Sweep: Auto.
3. Average measurements: RBW = 1MHz, VBW = 10 Hz, Sweep: Auto.
4. " * ", means this data is the worst emission level.
5. Measurement Level = Reading Level + Correct Factor.
6. The average measurement was not performed when the peak measured data under the limit of average detection.

Product : Intel® Tri-Band Wireless-AC 18265
Test Item : Band Edge Data
Test Date : 2017/06/07
Test Mode : Mode 1 SISO A: Transmit (802.11n-20BW 7.2Mbps) -Channel 100 (5500MHz)

RF Radiated Measurement:

	Frequency (MHz)	Correct Factor (dB)	Reading Level (dBµV)	Measure Level (dBµV /m)	Margin (dB)	Limit (dBµV /m)	Result
Horizontal	5466.377	11.789	42.837	54.627	5466.377	11.789	Pass
Horizontal	5470.000	11.838	42.025	53.863	5470.000	11.838	Pass
Horizontal	5502.899	12.190	84.552	96.741	--	--	--

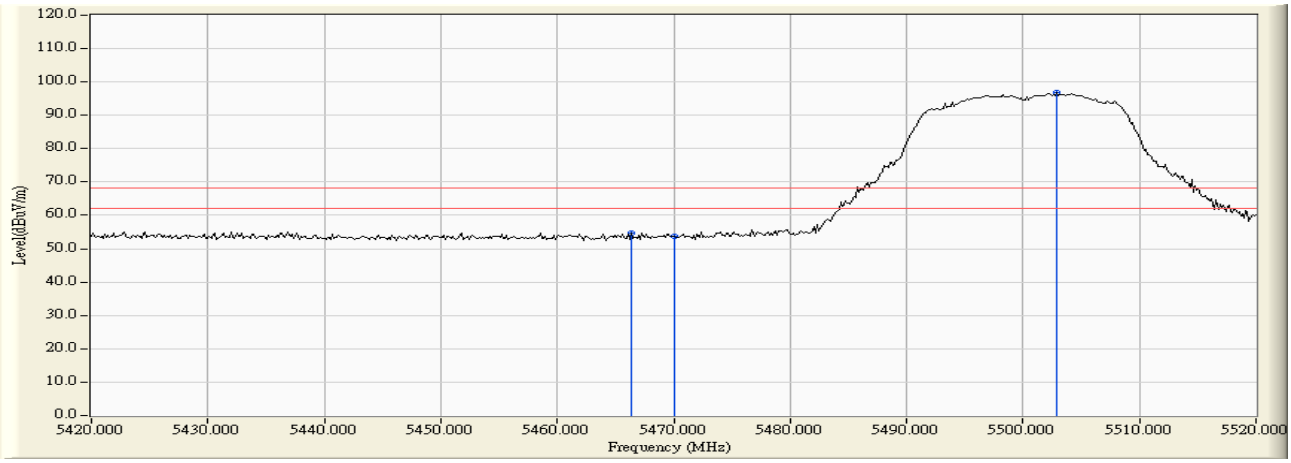

	Frequency (MHz)	Correct Factor (dB)	Reading Level (dBµV)	Measure Level (dBµV /m)	Margin (dB)	Limit (dBµV /m)	Result
Vertical	5466.812	13.438	43.569	57.008	5466.812	13.438	Pass
Vertical	5470.000	13.462	41.154	54.616	5470.000	13.462	Pass
Vertical	5503.333	13.640	85.548	99.188	--	--	--

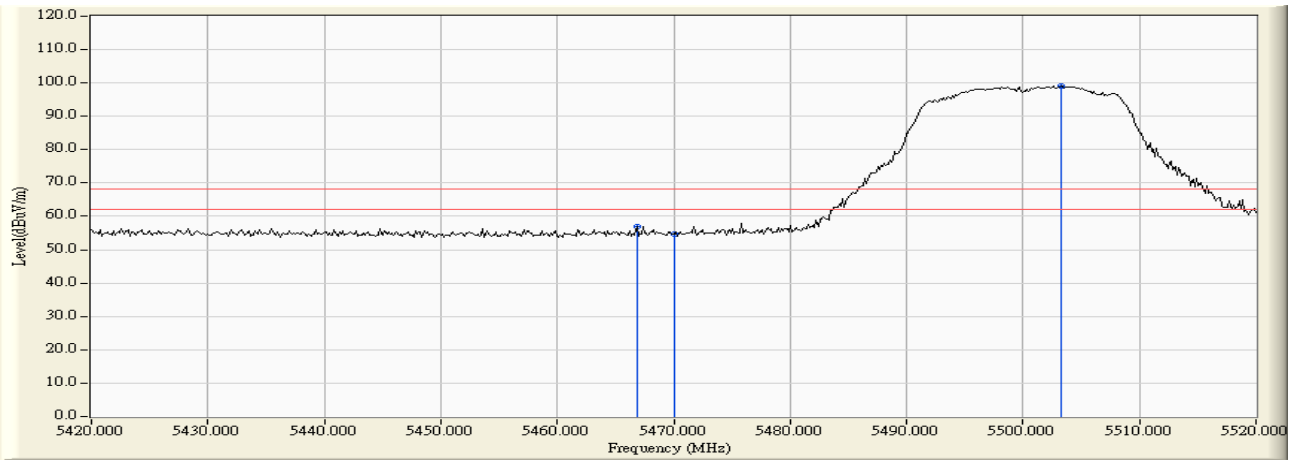

Product : Intel® Tri-Band Wireless-AC 18265
Test Item : Band Edge Data
Test Date : 2017/06/07
Test Mode : Mode 1 SISO A: Transmit (802.11n-20BW 7.2Mbps) -Channel 140 (5700MHz)

RF Radiated Measurement:

	Frequency (MHz)	Correct Factor (dB)	Reading Level (dBµV)	Measure Level (dBµV /m)	Margin (dB)	Limit (dBµV /m)	Result
Horizontal	5702.101	11.646	82.327	93.973	--	--	--
Horizontal	5725.000	11.592	43.916	55.508	-12.712	68.220	Pass
Horizontal	5741.667	11.540	45.214	56.753	-11.467	68.220	Pass

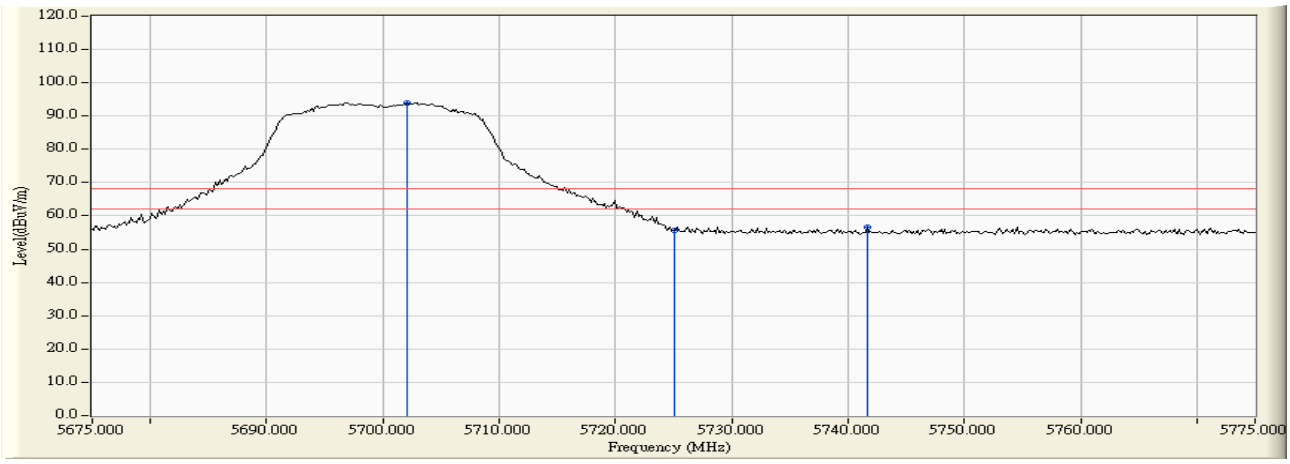

	Frequency (MHz)	Correct Factor (dB)	Reading Level (dBµV)	Measure Level (dBµV /m)	Margin (dB)	Limit (dBµV /m)	Result
Vertical	5702.246	12.999	87.799	100.798	--	--	--
Vertical	5725.000	12.930	46.937	59.867	-8.353	68.220	Pass

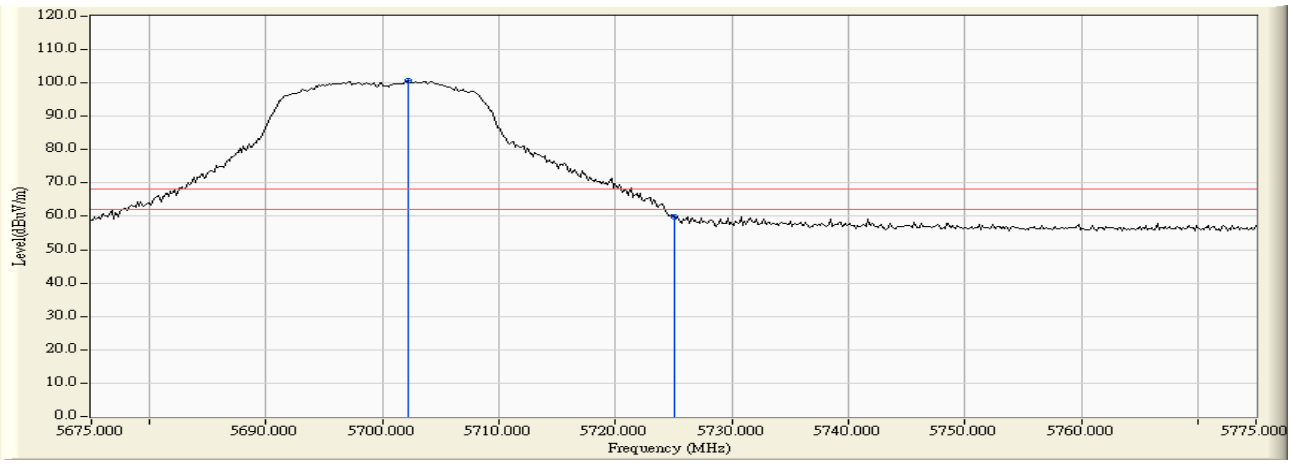

Product : Intel® Tri-Band Wireless-AC 18265
Test Item : Band Edge Data
Test Date : 2017/06/07
Test Mode : Mode 1 SISO A: Transmit (802.11n-20BW 7.2Mbps) -Channel 149 (5745MHz)

RF Radiated Measurement:

	Frequency (MHz)	Correct Factor (dB)	Reading Level (dBµV)	Measure Level (dBµV /m)	Margin (dB)	Limit (dBµV /m)	Result
Horizontal	5650.000	11.554	42.355	53.910	-14.310	68.220	Pass
Horizontal	5700.000	11.647	41.680	53.327	-51.873	105.200	Pass
Horizontal	5720.000	11.607	47.045	58.652	-52.148	110.800	Pass
Horizontal	5723.007	11.598	54.339	65.937	-51.719	117.656	Pass
Horizontal	5725.000	11.592	53.825	65.417	-56.783	122.200	Pass
Horizontal	5742.790	11.536	82.771	94.306	--	--	--

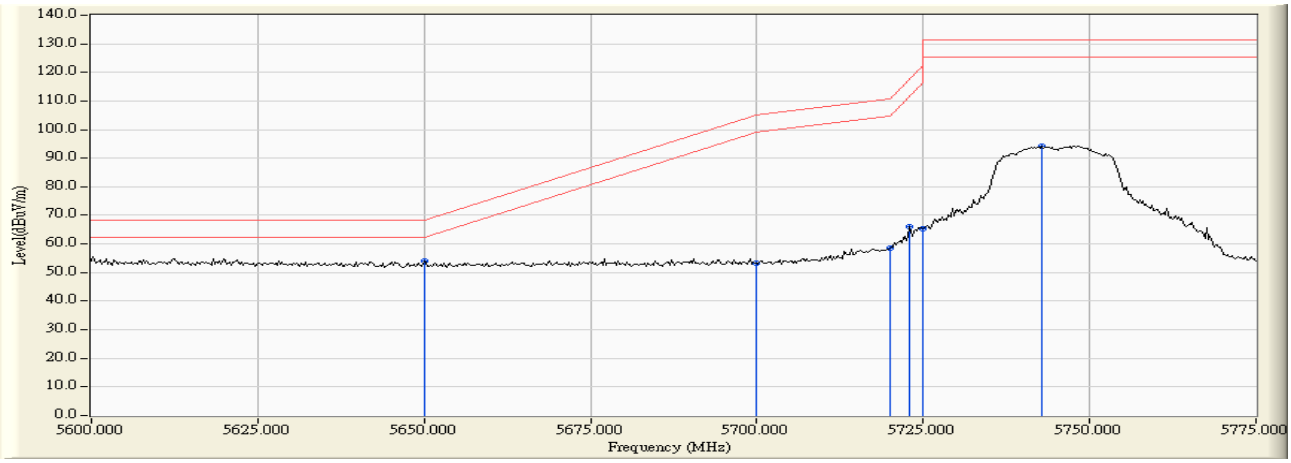

Product : Intel® Tri-Band Wireless-AC 18265
Test Item : Band Edge Data
Test Date : 2017/06/07
Test Mode : Mode 1 SISO A: Transmit (802.11n-20BW 7.2Mbps) -Channel 149 (5745MHz)

RF Radiated Measurement:

	Frequency (MHz)	Correct Factor (dB)	Reading Level (dBμV)	Measure Level (dBμV /m)	Margin (dB)	Limit (dBμV /m)	Result
Vertical	5618.007	13.037	43.486	56.523	-11.697	68.220	Pass
Vertical	5650.000	13.029	42.499	55.528	-12.692	68.220	Pass
Vertical	5684.710	13.021	44.432	57.453	-36.439	93.892	Pass
Vertical	5700.000	13.003	43.669	56.672	-48.528	105.200	Pass
Vertical	5720.000	12.947	54.459	67.406	-43.394	110.800	Pass
Vertical	5723.768	12.934	63.779	76.713	-42.678	119.391	Pass
Vertical	5725.000	12.930	62.877	75.807	-46.393	122.200	Pass
Vertical	5743.804	12.865	90.016	102.881	--	--	--

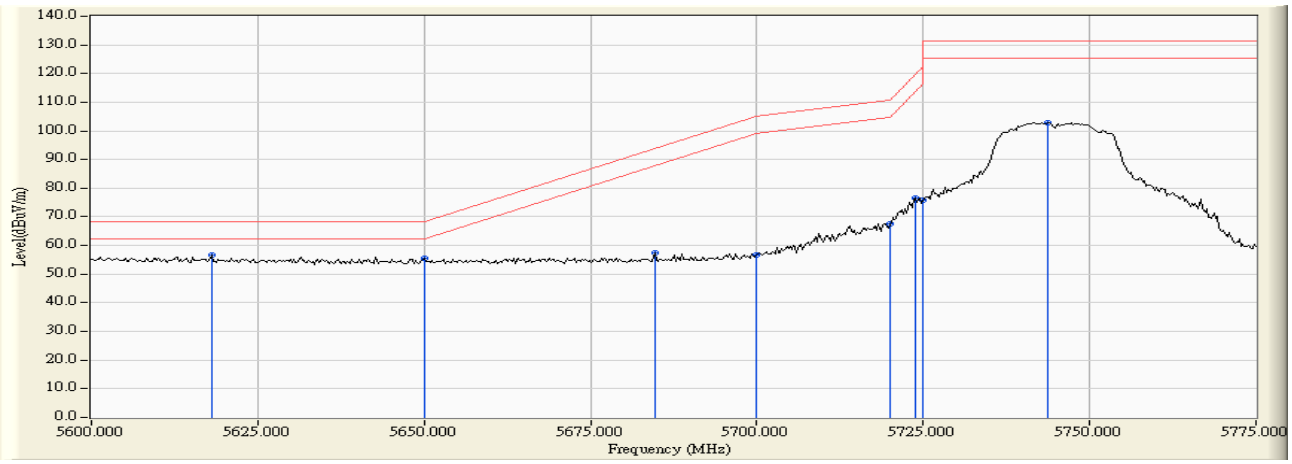

Product : Intel® Tri-Band Wireless-AC 18265
Test Item : Band Edge Data
Test Date : 2017/06/07
Test Mode : Mode 1 SISO A: Transmit (802.11n-20BW 7.2Mbps) -Channel 165 (5825MHz)

RF Radiated Measurement:

	Frequency (MHz)	Correct Factor (dB)	Reading Level (dBµV)	Measure Level (dBµV /m)	Margin (dB)	Limit (dBµV /m)	Result
Horizontal	5828.696	34.199	84.792	96.345	--	--	--
Horizontal	5850.000	34.336	52.745	64.446	-57.754	122.200	Pass
Horizontal	5855.000	34.368	46.765	58.500	-52.300	110.800	Pass
Horizontal	5875.000	34.496	43.988	55.861	-49.339	105.200	Pass
Horizontal	5890.725	11.984	43.963	55.947	-37.616	93.563	Pass
Horizontal	5925.000	34.666	42.358	54.427	-13.773	68.200	Pass
Horizontal	5933.913	12.077	43.565	55.641	-12.559	68.200	Pass

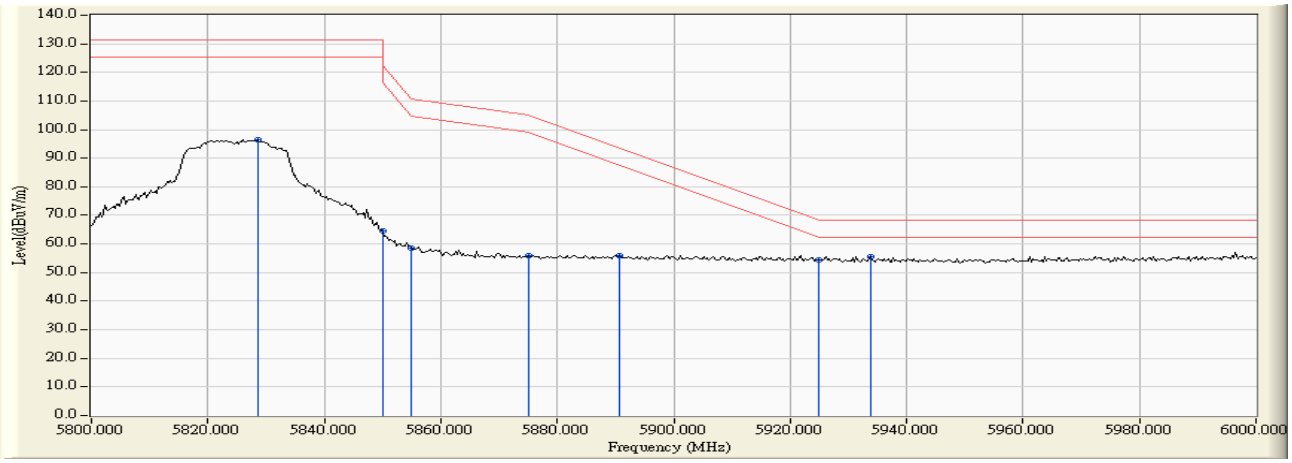

Product : Intel® Tri-Band Wireless-AC 18265
Test Item : Band Edge Data
Test Date : 2017/06/07
Test Mode : Mode 1 SISO A: Transmit (802.11n-20BW 7.2Mbps) -Channel 165 (5825MHz)

RF Radiated Measurement:

	Frequency (MHz)	Correct Factor (dB)	Reading Level (dBμV)	Measure Level (dBμV /m)	Margin (dB)	Limit (dBμV /m)	Result
Vertical	5823.768	12.718	90.905	103.623	--	--	--
Vertical	5850.000	12.774	55.612	68.386	-53.814	122.200	Pass
Vertical	5855.000	12.784	49.552	62.336	-48.464	110.800	Pass
Vertical	5875.000	12.825	44.224	57.049	-48.151	105.200	Pass
Vertical	5884.058	12.845	44.693	57.538	-40.959	98.497	Pass
Vertical	5925.000	12.911	42.745	55.656	-12.544	68.200	Pass
Vertical	5960.870	12.958	43.690	56.648	-11.552	68.200	Pass

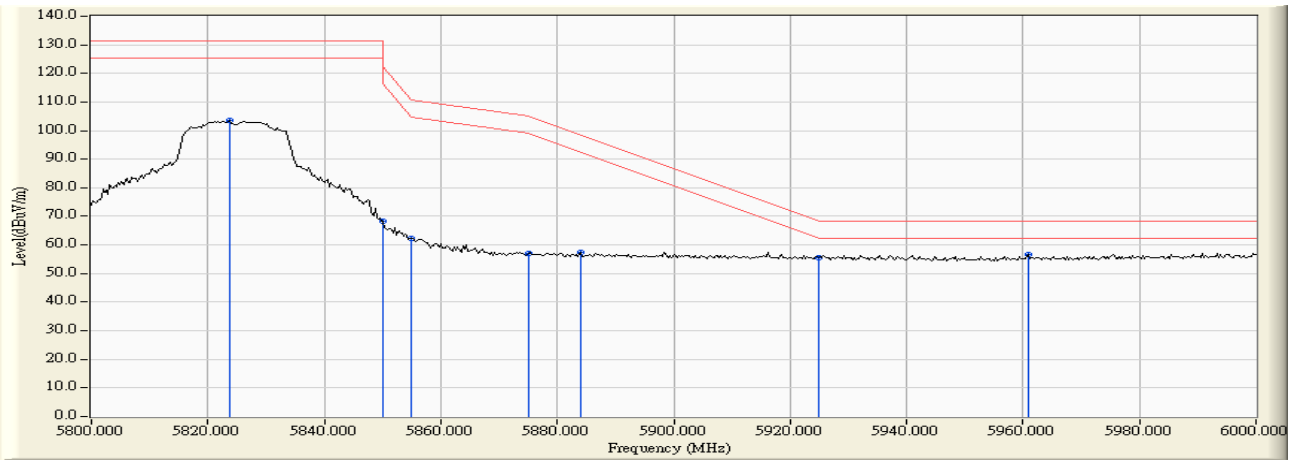

Product : Intel® Tri-Band Wireless-AC 18265
Test Item : Band Edge Data
Test Date : 2017/06/05
Test Mode : Mode 1 SISO A: Transmit (802.11n-40BW 15Mbps) -Channel 38 (5190MHz)

RF Radiated Measurement (Horizontal):

Channel No.	Frequency (MHz)	Correct Factor (dB)	Reading Level (dBμV)	Emission Level (dBμV/m)	Peak Limit (dBμV/m)	Average Limit (dBμV/m)	Result
38 (Peak)	5146.812	10.478	46.423	56.902	74.00	54.00	Pass
38 (Peak)	5150.000	10.470	44.622	55.093	74.00	54.00	Pass
38 (Peak)	5184.928	10.381	81.796	92.177	--	--	--
38 (Average)	5150.000	10.470	31.635	42.106	74.00	54.00	Pass
38 (Average)	5178.406	10.397	70.898	81.296	--	--	--

Figure Channel 38: Horizontal (Peak)

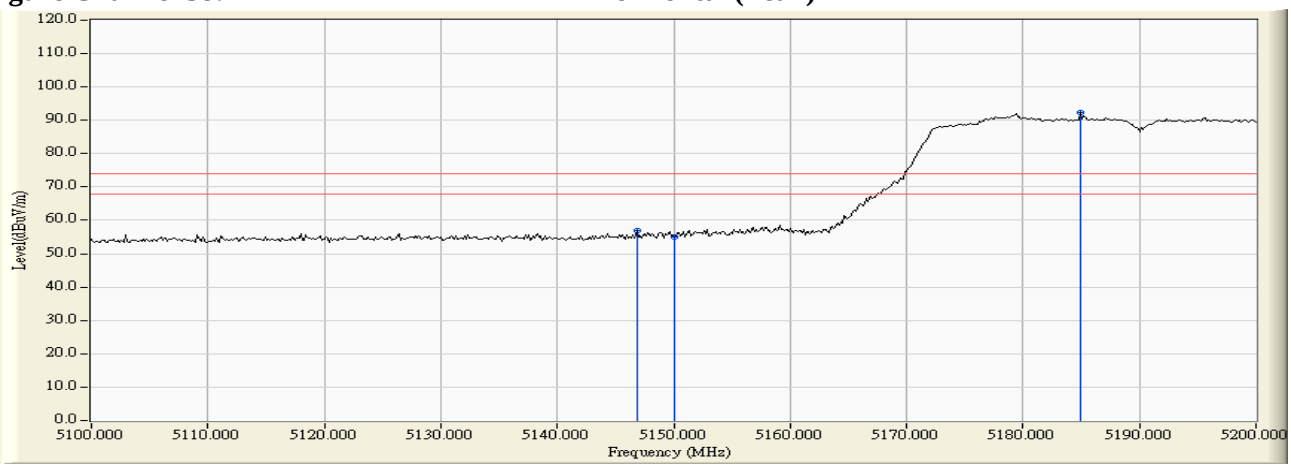

Figure Channel 38: Horizontal (Average)

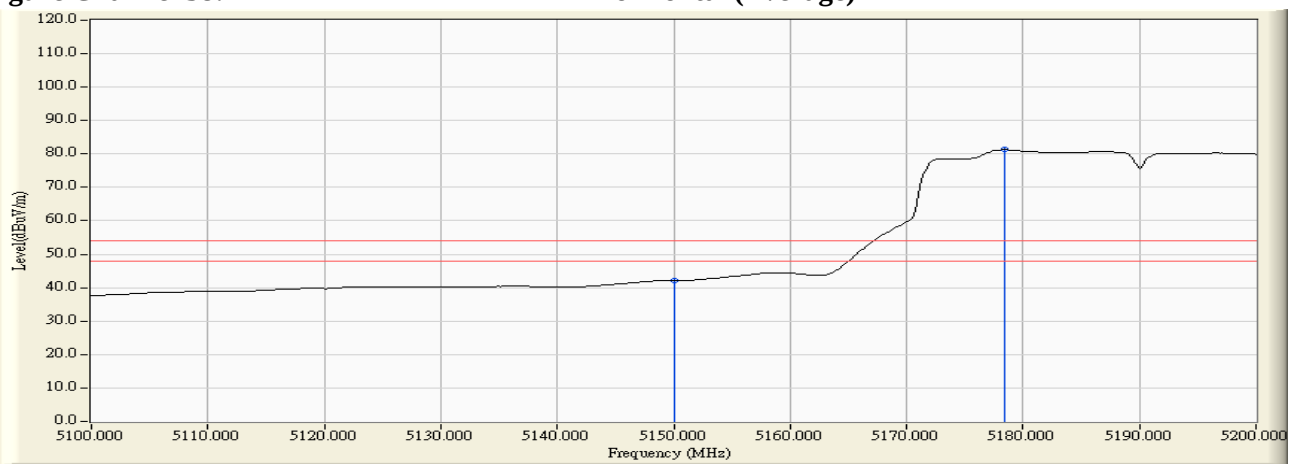

Note:

1. All readings above 1GHz are performed with peak and/or average measurements as necessary.
2. Peak measurements: RBW = 1MHz, VBW = 3 MHz, Sweep: Auto.
3. Average measurements: RBW = 1MHz, VBW = 10 Hz, Sweep: Auto.
4. " * ", means this data is the worst emission level.
5. Measurement Level = Reading Level + Correct Factor.
6. The average measurement was not performed when the peak measured data under the limit of average detection.

Product : Intel® Tri-Band Wireless-AC 18265
Test Item : Band Edge Data
Test Date : 2017/06/05
Test Mode : Mode 1 SISO A: Transmit (802.11n-40BW 15Mbps) -Channel 38 (5190MHz)

RF Radiated Measurement (Vertical):

Channel No.	Frequency (MHz)	Correct Factor (dB)	Reading Level (dBμV)	Emission Level (dBμV/m)	Peak Limit (dBμV/m)	Average Limit (dBμV/m)	Result
38 (Peak)	5150.000	12.390	44.310	56.700	74.00	54.00	Pass
38 (Peak)	5192.899	12.545	81.623	94.168	--	--	--
38 (Average)	5150.000	12.390	31.409	43.799	74.00	54.00	Pass
38 (Average)	5196.667	12.556	71.970	84.526	--	--	--

Figure Channel 38: Vertical (Peak)

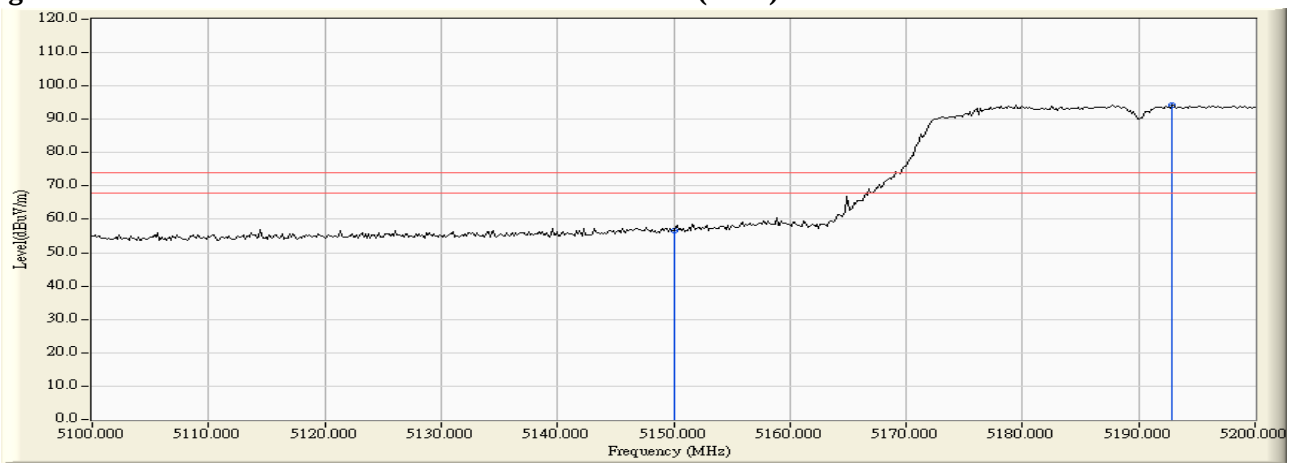

Figure Channel 38: Vertical (Average)

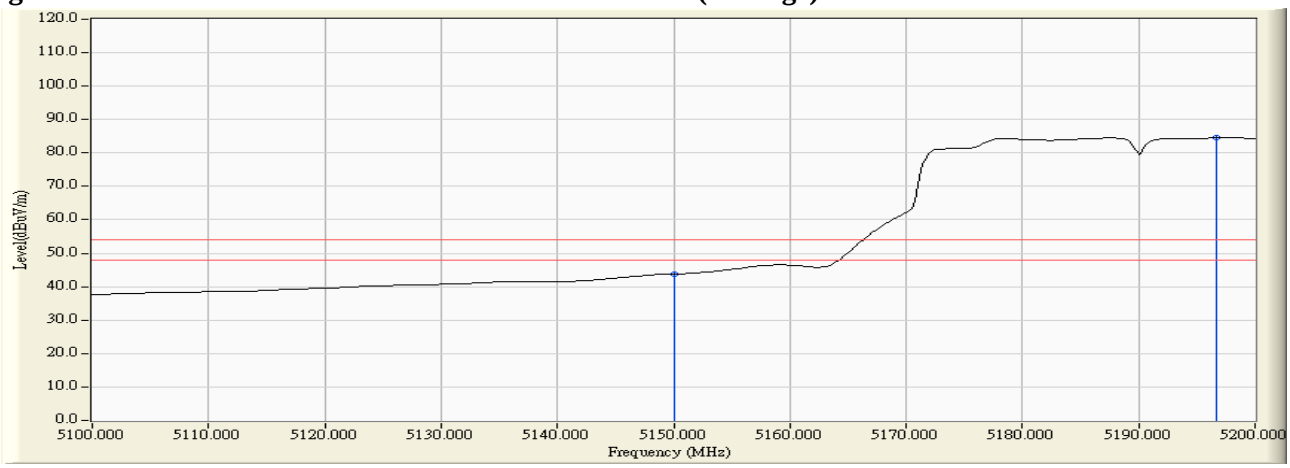

Note:

1. All readings above 1GHz are performed with peak and/or average measurements as necessary.
2. Peak measurements: RBW = 1MHz, VBW = 3 MHz, Sweep: Auto.
3. Average measurements: RBW = 1MHz, VBW = 10 Hz, Sweep: Auto.
4. " * ", means this data is the worst emission level.
5. Measurement Level = Reading Level + Correct Factor.
6. The average measurement was not performed when the peak measured data under the limit of average detection.

Product : Intel® Tri-Band Wireless-AC 18265
Test Item : Band Edge Data
Test Date : 2017/06/05
Test Mode : Mode 1 SISO A: Transmit (802.11n-40BW 15Mbps) -Channel 62 (5310MHz)

RF Radiated Measurement (Horizontal):

Channel No.	Frequency (MHz)	Correct Factor (dB)	Reading Level (dBμV)	Emission Level (dBμV/m)	Peak Limit (dBμV/m)	Arerage Limit (dBμV/m)	Result
62 (Peak)	5316.812	11.110	81.861	92.970	--	--	--
62 (Peak)	5350.000	11.024	44.705	55.729	74.00	54.00	Pass
62 (Average)	5317.536	11.107	72.290	83.397	--	--	--
62 (Average)	5350.000	11.024	27.485	38.509	74.00	54.00	Pass

Figure Channel 62: Horizontal (Peak)

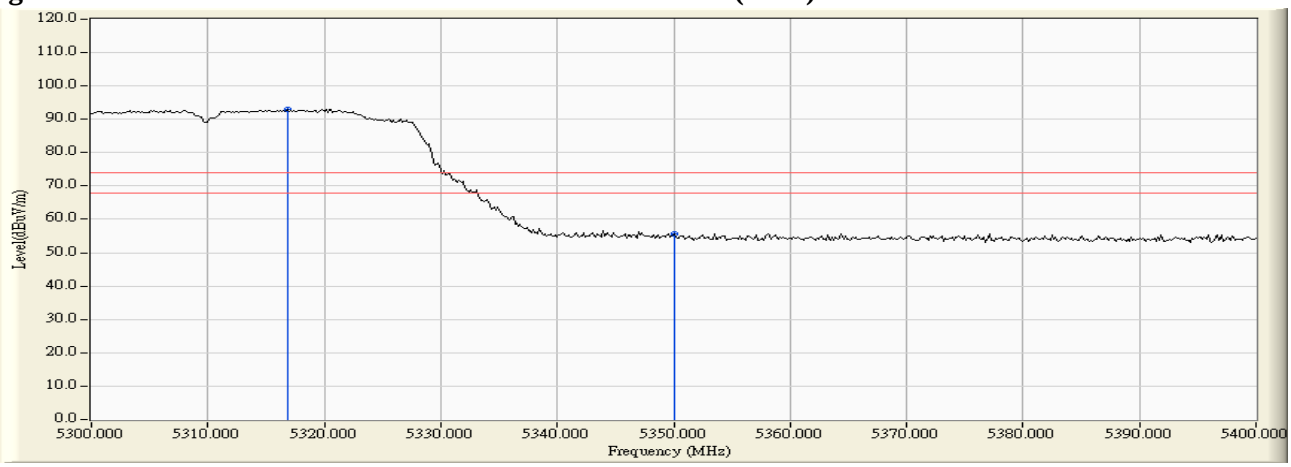

Figure Channel 62: Horizontal (Average)

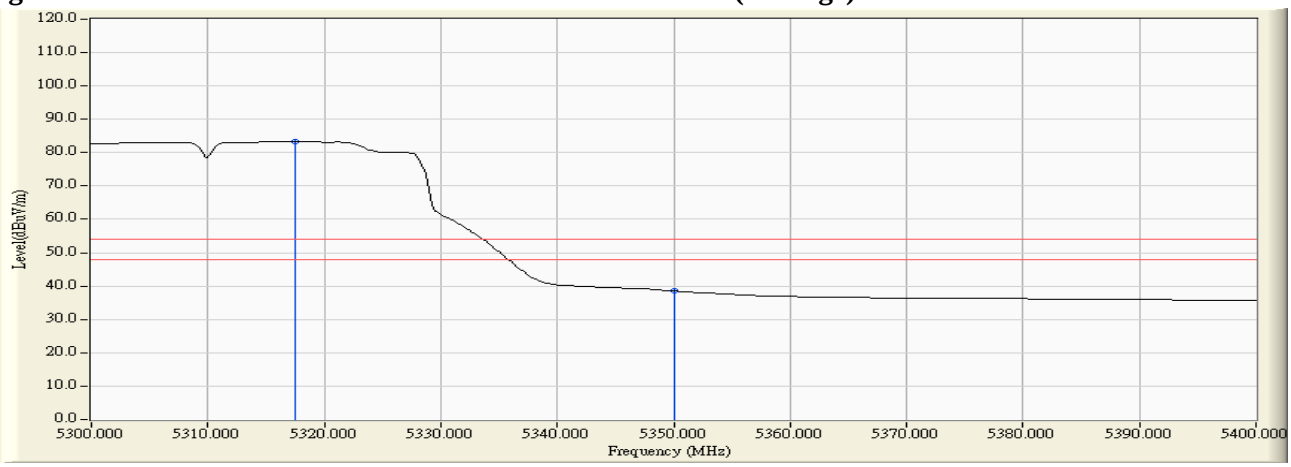

Note:

1. All readings above 1GHz are performed with peak and/or average measurements as necessary.
2. Peak measurements: RBW = 1MHz, VBW = 3 MHz, Sweep: Auto.
3. Average measurements: RBW = 1MHz, VBW = 10 Hz, Sweep: Auto.
4. " * ", means this data is the worst emission level.
5. Measurement Level = Reading Level + Correct Factor.
6. The average measurement was not performed when the peak measured data under the limit of average detection.

Product : Intel® Tri-Band Wireless-AC 18265
Test Item : Band Edge Data
Test Date : 2017/06/05
Test Mode : Mode 1 SISO A: Transmit (802.11n-40BW 15Mbps) -Channel 62 (5310MHz)

RF Radiated Measurement (Vertical):

Channel No.	Frequency (MHz)	Correct Factor (dB)	Reading Level (dBμV)	Emission Level (dBμV/m)	Peak Limit (dBμV/m)	Arerage Limit (dBμV/m)	Result
62 (Peak)	5319.565	13.017	79.842	92.860	--	--	--
62 (Peak)	5350.000	12.999	43.378	56.377	74.00	54.00	Pass
62 (Average)	5305.362	13.027	70.300	83.327	--	--	--
62 (Average)	5350.000	12.999	26.085	39.084	74.00	54.00	Pass

Figure Channel 62: Vertical (Peak)

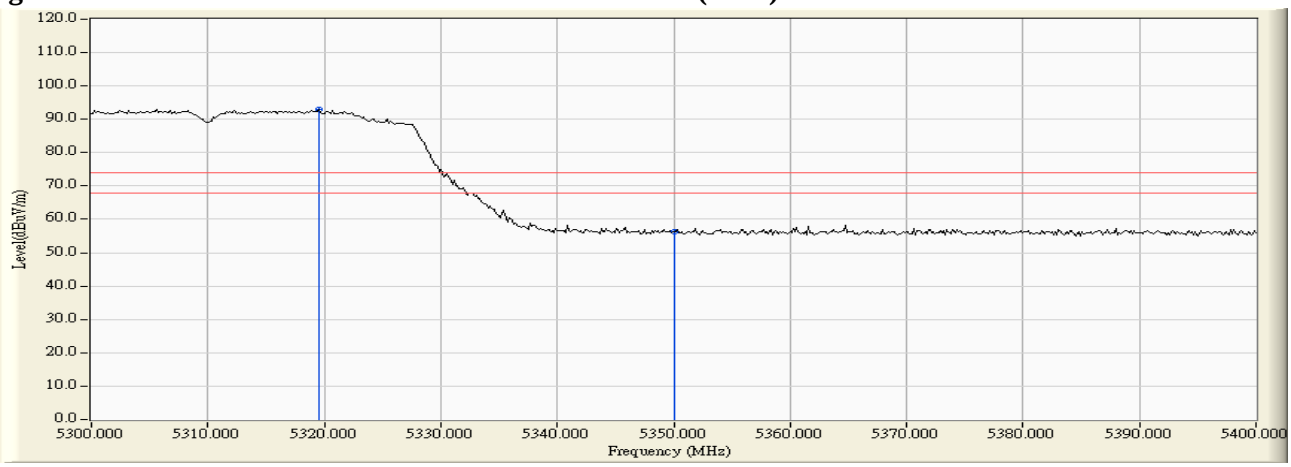

Figure Channel 62: Vertical (Average)

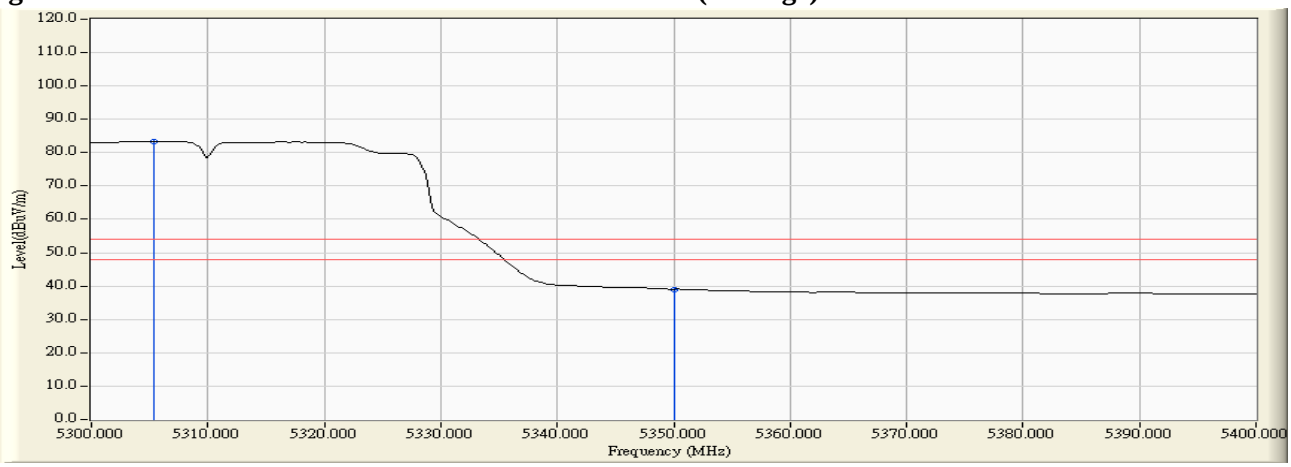

Note:

1. All readings above 1GHz are performed with peak and/or average measurements as necessary.
2. Peak measurements: RBW = 1MHz, VBW = 3 MHz, Sweep: Auto.
3. Average measurements: RBW = 1MHz, VBW = 10 Hz, Sweep: Auto.
4. " * ", means this data is the worst emission level.
5. Measurement Level = Reading Level + Correct Factor.
6. The average measurement was not performed when the peak measured data under the limit of average detection.

Product : Intel® Tri-Band Wireless-AC 18265
Test Item : Band Edge Data
Test Date : 2017/06/05
Test Mode : Mode 1 SISO A: Transmit (802.11n-40BW 15Mbps) -Channel 102 (5510MHz)

RF Radiated Measurement (Horizontal):

Channel No.	Frequency (MHz)	Correct Factor (dB)	Reading Level (dBμV)	Emission Level (dBμV/m)	Peak Limit (dBμV/m)	Arerage Limit (dBμV/m)	Result
102 (Peak)	5460.000	11.703	42.407	54.110	74.00	54.00	Pass
102 (Peak)	5505.507	12.200	79.272	91.472	--	--	--
102 (Average)	5460.000	11.703	24.979	36.682	74.00	54.00	Pass
102 (Average)	5507.681	12.183	69.718	81.900	--	--	--

Figure Channel 102: Horizontal (Peak)

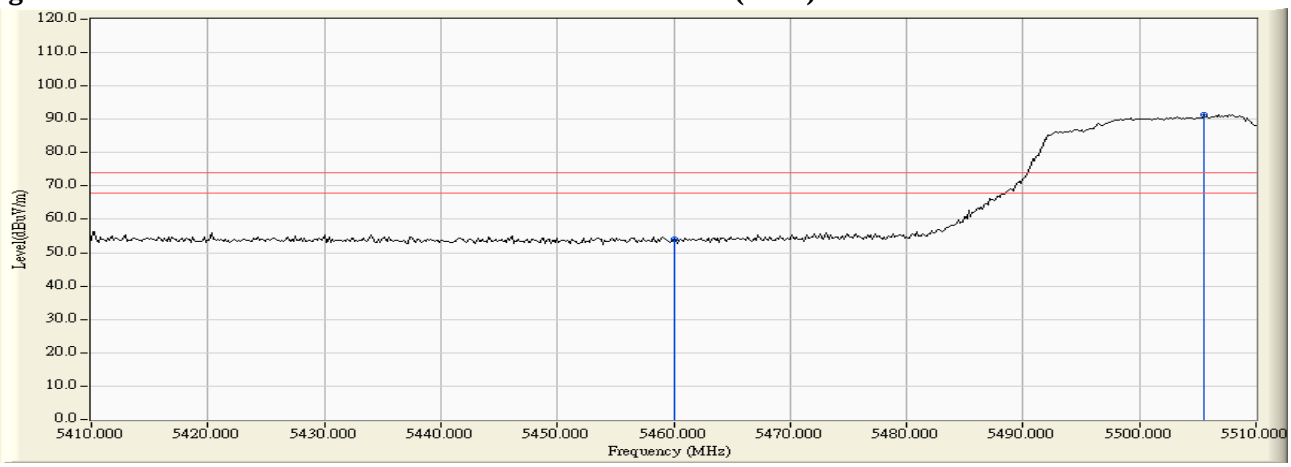

Figure Channel 102: Horizontal (Average)

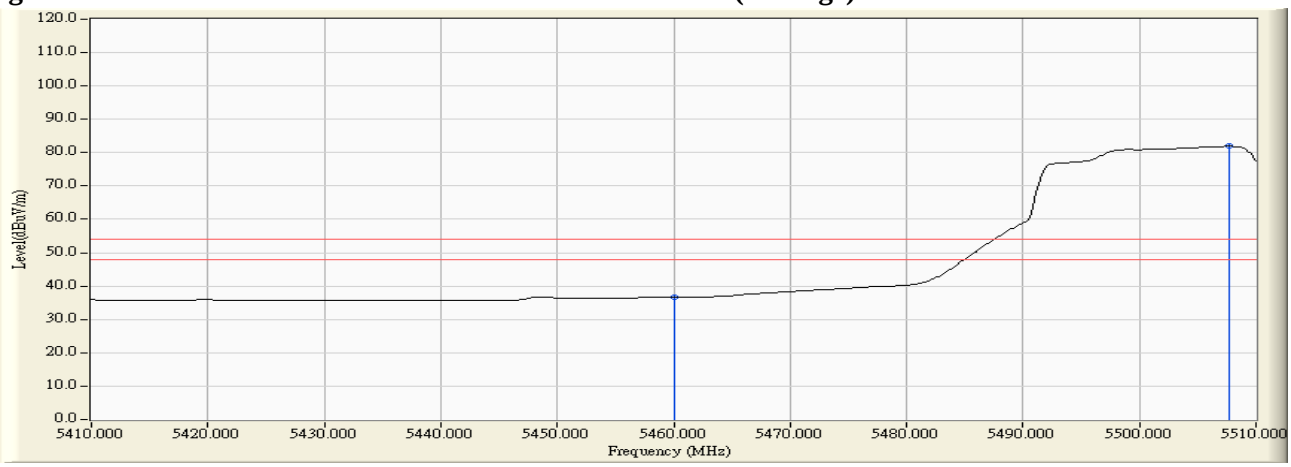

Note:

1. All readings above 1GHz are performed with peak and/or average measurements as necessary.
2. Peak measurements: RBW = 1MHz, VBW = 3 MHz, Sweep: Auto.
3. Average measurements: RBW = 1MHz, VBW = 10 Hz, Sweep: Auto.
4. " * ", means this data is the worst emission level.
5. Measurement Level = Reading Level + Correct Factor.
6. The average measurement was not performed when the peak measured data under the limit of average detection.

Product : Intel® Tri-Band Wireless-AC 18265
Test Item : Band Edge Data
Test Date : 2017/06/05
Test Mode : Mode 1 SISO A: Transmit (802.11n-40BW 15Mbps) -Channel 102 (5510MHz)

RF Radiated Measurement (Vertical):

Channel No.	Frequency (MHz)	Correct Factor (dB)	Reading Level (dBμV)	Emission Level (dBμV/m)	Peak Limit (dBμV/m)	Arerage Limit (dBμV/m)	Result
102 (Peak)	5458.986	13.383	43.055	56.437	74.00	54.00	Pass
102 (Peak)	5460.000	13.390	41.773	55.163	74.00	54.00	Pass
102 (Peak)	5505.797	13.639	80.169	93.809	--	--	--
102 (Average)	5460.000	13.390	25.207	38.597	74.00	54.00	Pass
102 (Average)	5507.681	13.628	71.152	84.780	--	--	--

Figure Channel 102: Vertical (Peak)

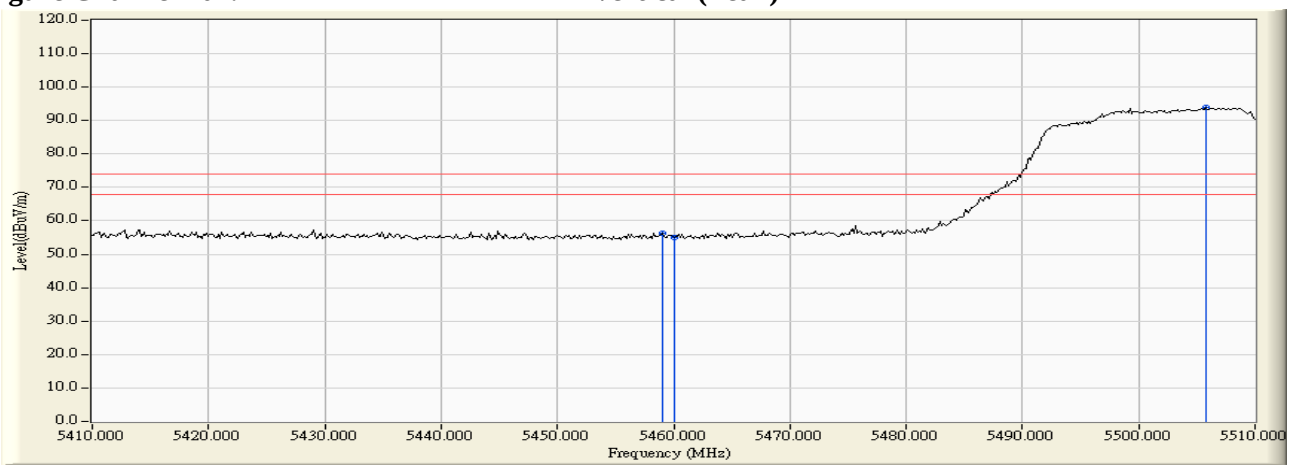

Figure Channel 102: Vertical (Average)

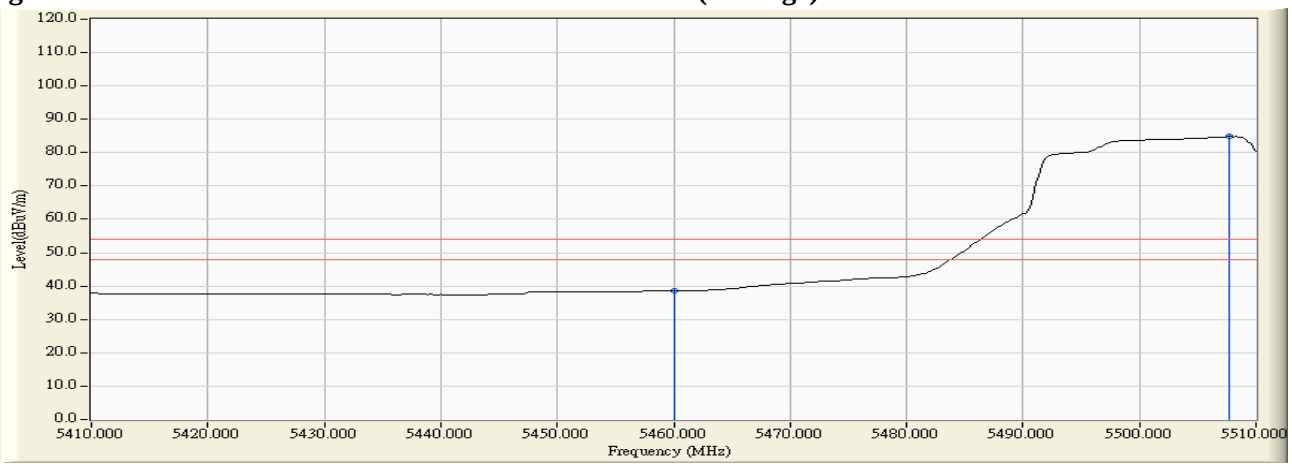

Note:

1. All readings above 1GHz are performed with peak and/or average measurements as necessary.
2. Peak measurements: RBW = 1MHz, VBW = 3 MHz, Sweep: Auto.
3. Average measurements: RBW = 1MHz, VBW = 10 Hz, Sweep: Auto.
4. " * ", means this data is the worst emission level.
5. Measurement Level = Reading Level + Correct Factor.
6. The average measurement was not performed when the peak measured data under the limit of average detection.

Product : Intel® Tri-Band Wireless-AC 18265
Test Item : Band Edge Data
Test Date : 2017/06/07
Test Mode : Mode 1 SISO A: Transmit (802.11n-40BW 15Mbps) -Channel 102 (5510MHz)

RF Radiated Measurement:

	Frequency (MHz)	Correct Factor (dB)	Reading Level (dBμV)	Measure Level (dBμV /m)	Margin (dB)	Limit (dBμV /m)	Result
Horizontal	5469.565	11.833	43.993	55.826	-12.394	68.220	Pass
Horizontal	5470.000	11.838	42.805	54.643	-13.577	68.220	Pass
Horizontal	5519.855	12.083	81.134	93.218	--	--	--

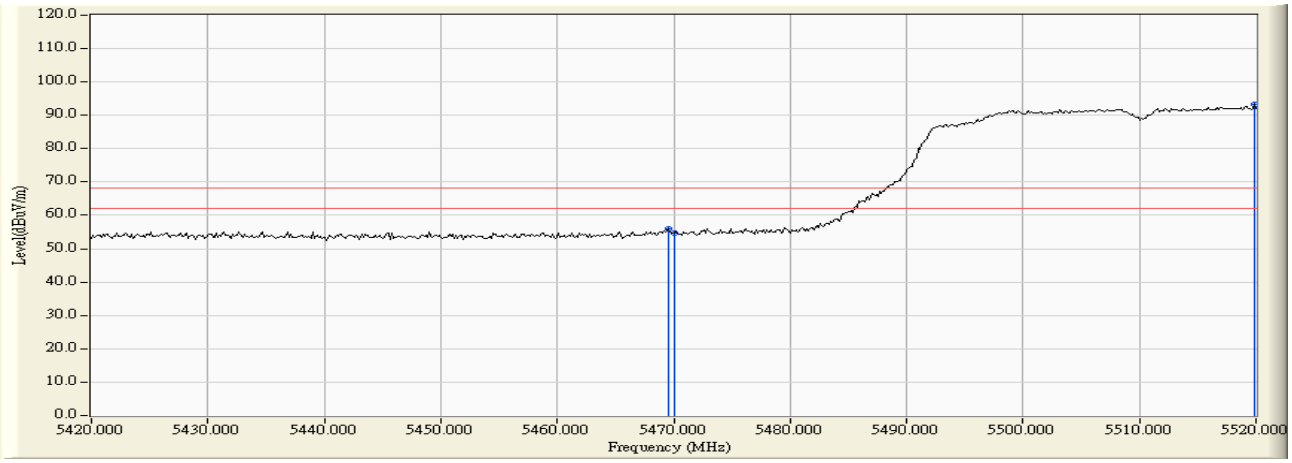

	Frequency (MHz)	Correct Factor (dB)	Reading Level (dBμV)	Measure Level (dBμV /m)	Margin (dB)	Limit (dBμV /m)	Result
Vertical	5469.275	13.457	43.478	56.935	-11.285	68.220	Pass
Vertical	5470.000	13.462	42.002	55.464	-12.756	68.220	Pass
Vertical	5519.565	13.551	82.119	95.670	--	--	--

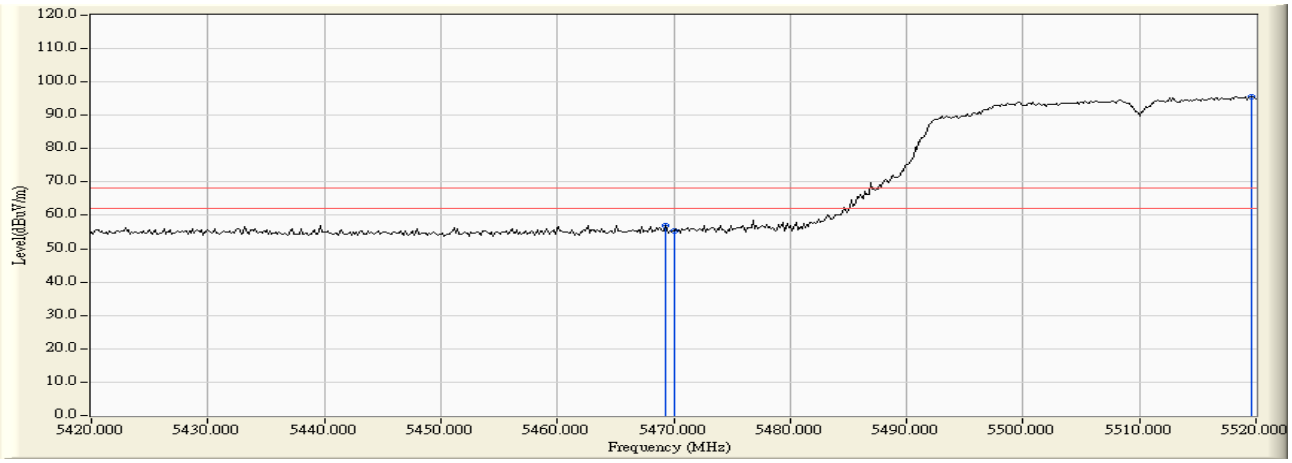

Product : Intel® Tri-Band Wireless-AC 18265
Test Item : Band Edge Data
Test Date : 2017/06/07
Test Mode : Mode 1 SISO A: Transmit (802.11n-40BW 15Mbps) -Channel 134 (5670MHz)

RF Radiated Measurement:

	Frequency (MHz)	Correct Factor (dB)	Reading Level (dBμV)	Measure Level (dBμV /m)	Margin (dB)	Limit (dBμV /m)	Result
Horizontal	5679.783	11.625	81.451	93.075	--	--	--
Horizontal	5725.000	11.592	43.228	54.820	-13.400	68.220	Pass
Horizontal	5732.826	11.567	44.352	55.919	-12.301	68.220	Pass

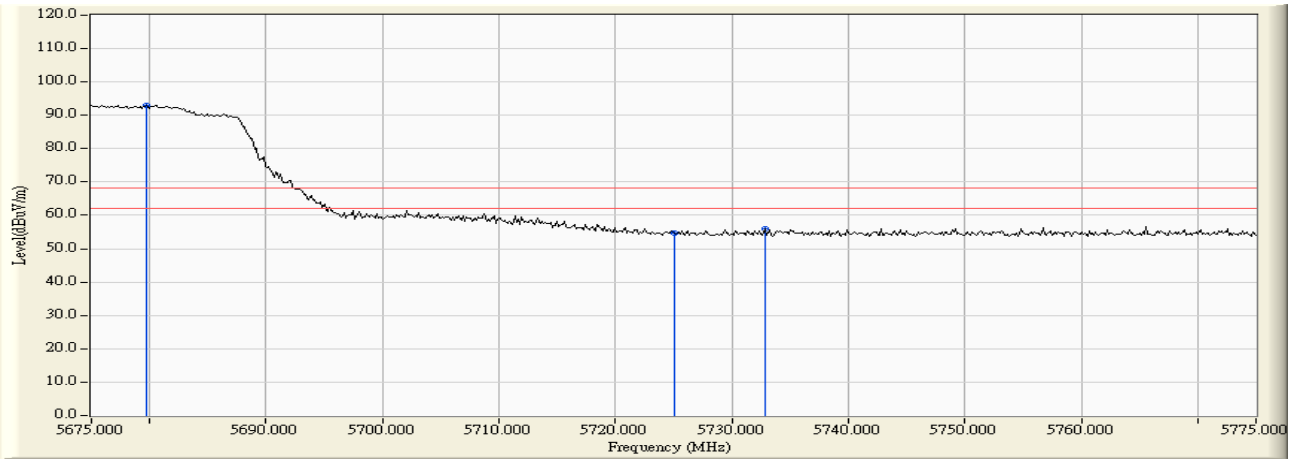

	Frequency (MHz)	Correct Factor (dB)	Reading Level (dBμV)	Measure Level (dBμV /m)	Margin (dB)	Limit (dBμV /m)	Result
Vertical	5679.783	13.022	84.358	97.380	--	--	--
Vertical	5725.000	12.930	43.604	56.534	-11.686	68.220	Pass
Vertical	5728.768	12.918	45.235	58.152	-10.068	68.220	Pass

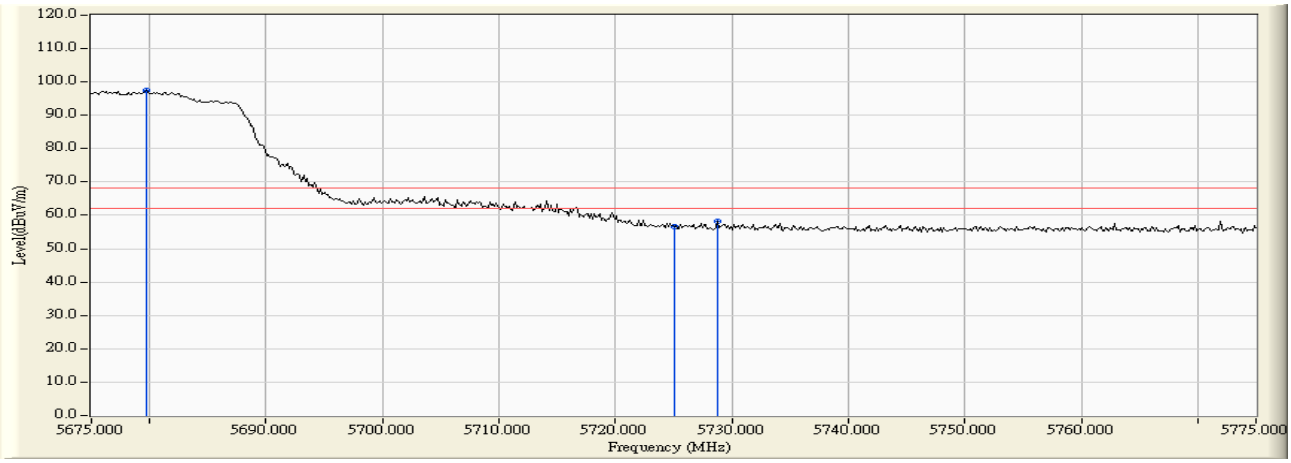

Product : Intel® Tri-Band Wireless-AC 18265
Test Item : Band Edge Data
Test Date : 2017/06/07
Test Mode : Mode 1 SISO A: Transmit (802.11n-40BW 15Mbps) -Channel 151 (5755MHz)

RF Radiated Measurement:

	Frequency (MHz)	Correct Factor (dB)	Reading Level (dBµV)	Measure Level (dBµV /m)	Margin (dB)	Limit (dBµV /m)	Result
Horizontal	5639.565	11.530	42.555	54.085	-14.135	68.220	Pass
Horizontal	5650.000	11.554	40.598	52.153	-16.067	68.220	Pass
Horizontal	5694.855	11.651	43.241	54.892	-46.503	101.395	Pass
Horizontal	5700.000	11.647	42.078	53.725	-51.475	105.200	Pass
Horizontal	5720.000	11.607	46.693	58.300	-52.500	110.800	Pass
Horizontal	5723.007	11.598	48.414	60.012	-57.644	117.656	Pass
Horizontal	5725.000	11.592	47.410	59.002	-63.198	122.200	Pass
Horizontal	5750.399	11.511	80.296	91.807	--	--	--

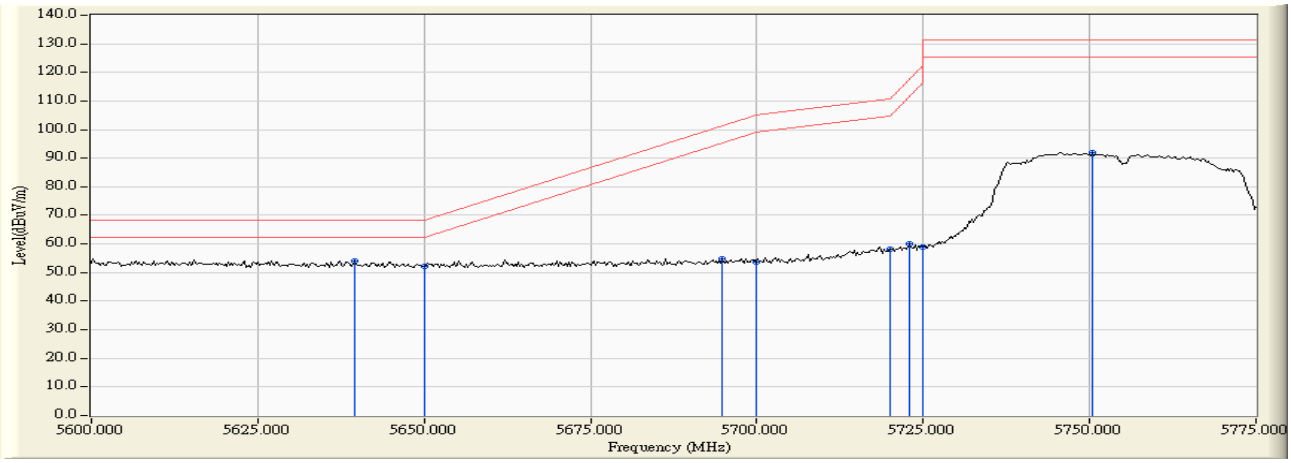

Product : Intel® Tri-Band Wireless-AC 18265
Test Item : Band Edge Data
Test Date : 2017/06/07
Test Mode : Mode 1 SISO A: Transmit (802.11n-40BW 15Mbps) -Channel 151 (5755MHz)

RF Radiated Measurement:

	Frequency (MHz)	Correct Factor (dB)	Reading Level (dBµV)	Measure Level (dBµV /m)	Margin (dB)	Limit (dBµV /m)	Result
Vertical	5640.833	13.031	44.241	57.272	-10.948	68.220	Pass
Vertical	5650.000	13.029	40.865	53.894	-14.326	68.220	Pass
Vertical	5697.138	13.009	45.478	58.487	-44.596	103.083	Pass
Vertical	5700.000	13.003	45.287	58.290	-46.910	105.200	Pass
Vertical	5717.681	12.955	52.807	65.762	-44.389	110.151	Pass
Vertical	5720.000	12.947	52.354	65.301	-45.499	110.800	Pass
Vertical	5725.000	12.930	54.053	66.983	-55.217	122.200	Pass
Vertical	5744.312	12.863	85.287	98.150	--	--	--

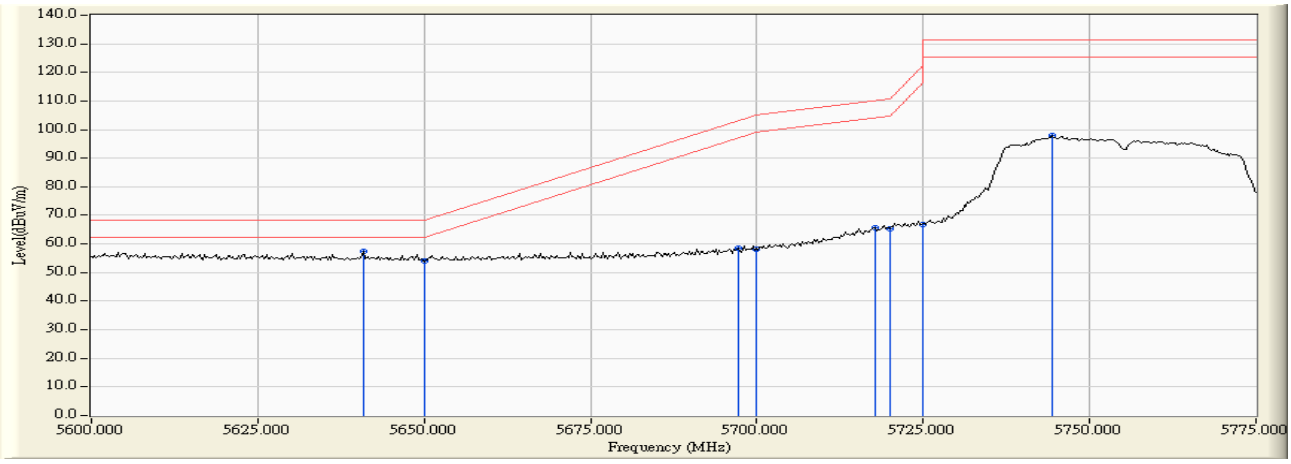

Product : Intel® Tri-Band Wireless-AC 18265
Test Item : Band Edge Data
Test Date : 2017/06/07
Test Mode : Mode 1 SISO A: Transmit (802.11n-40BW 15Mbps) -Channel 159 (5795MHz)

RF Radiated Measurement:

	Frequency (MHz)	Correct Factor (dB)	Reading Level (dBµV)	Measure Level (dBµV /m)	Margin (dB)	Limit (dBµV /m)	Result
Horizontal	5805.652	11.411	78.426	89.837	--	--	--
Horizontal	5850.000	11.701	44.928	56.629	-65.571	122.200	Pass
Horizontal	5855.000	11.735	43.989	55.724	-55.076	110.800	Pass
Horizontal	5867.283	11.820	46.022	57.841	-49.520	107.361	Pass
Horizontal	5875.000	11.873	43.209	55.082	-50.118	105.200	Pass
Horizontal	5886.196	11.953	44.788	56.740	-40.175	96.915	Pass
Horizontal	5925.000	12.068	42.098	54.167	-14.033	68.200	Pass
Horizontal	5942.935	12.084	43.268	55.353	-12.847	68.200	Pass

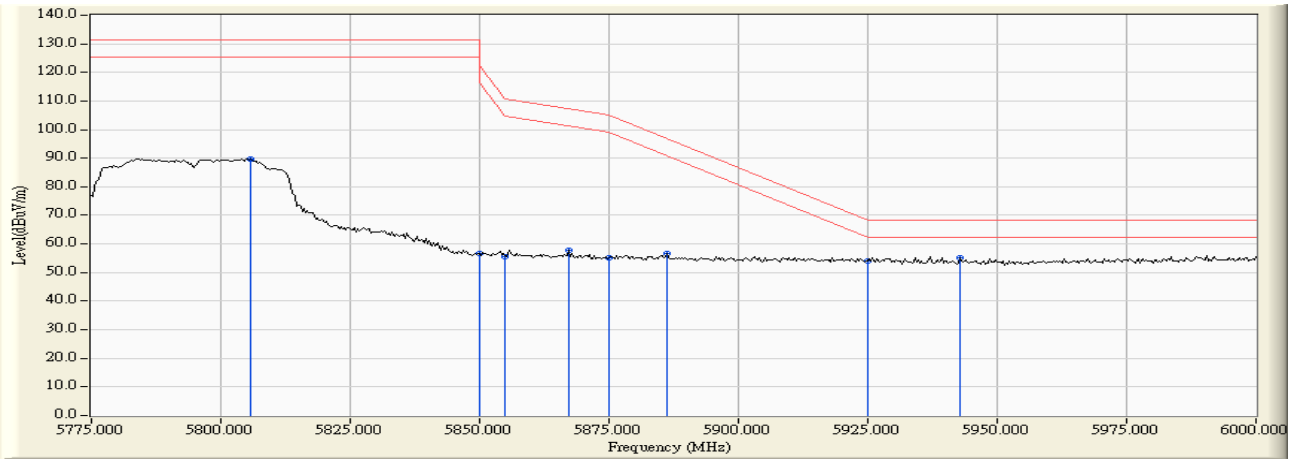

Product : Intel® Tri-Band Wireless-AC 18265
Test Item : Band Edge Data
Test Date : 2017/06/07
Test Mode : Mode 1 SISO A: Transmit (802.11n-40BW 15Mbps) -Channel 159 (5795MHz)

RF Radiated Measurement:

	Frequency (MHz)	Correct Factor (dB)	Reading Level (dBµV)	Measure Level (dBµV /m)	Margin (dB)	Limit (dBµV /m)	Result
Vertical	5784.457	12.721	84.961	97.683	--	--	--
Vertical	5850.000	12.774	45.166	57.940	-64.260	122.200	Pass
Vertical	5855.000	12.784	44.180	56.964	-53.836	110.800	Pass
Vertical	5858.478	12.791	45.284	58.075	-51.751	109.826	Pass
Vertical	5875.000	12.825	42.786	55.611	-49.589	105.200	Pass
Vertical	5878.370	12.833	44.198	57.030	-45.676	102.706	Pass
Vertical	5925.000	12.911	41.011	53.922	-14.278	68.200	Pass
Vertical	5931.196	12.920	42.365	55.285	-12.915	68.200	Pass

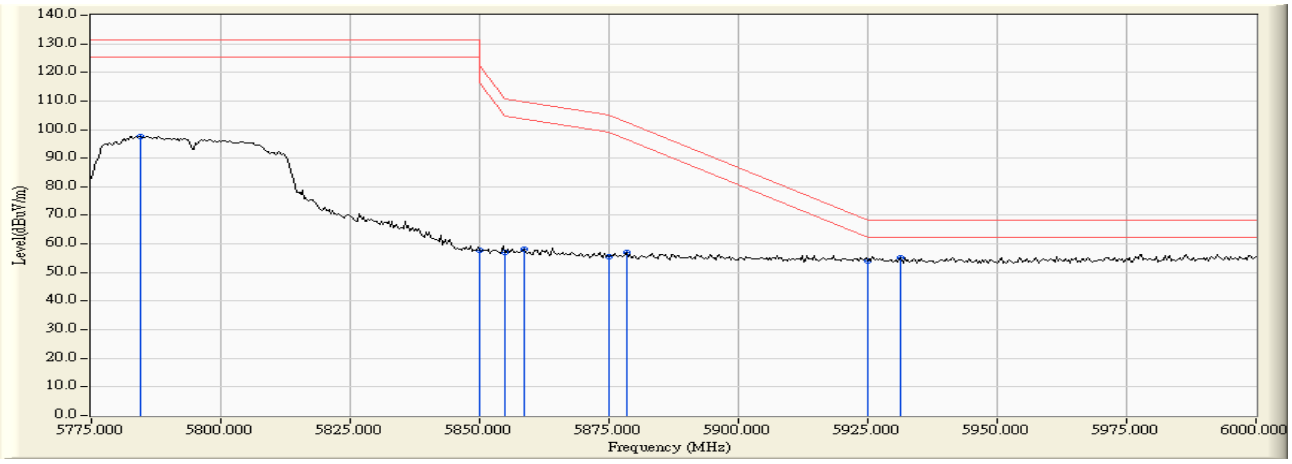

Product : Intel® Tri-Band Wireless-AC 18265
Test Item : Band Edge Data
Test Date : 2016/12/09
Test Mode : Mode 1 SISO A: Transmit (802.11ac-80BW-32.5Mbps) -Channel 42 (5210MHz)

RF Radiated Measurement (Horizontal):

Channel No.	Frequency (MHz)	Correct Factor (dB)	Reading Level (dBμV)	Emission Level (dBμV/m)	Peak Limit (dBμV/m)	Average Limit (dBμV/m)	Result
42 (Peak)	5145.797	10.482	51.757	62.238	74.00	54.00	Pass
42 (Peak)	5150.000	10.470	49.138	59.609	74.00	54.00	Pass
42 (Peak)	5196.812	10.342	76.280	86.623	--	--	--
42 (Average)	5150.000	10.470	37.468	47.939	74.00	54.00	Pass
42 (Average)	5186.957	10.376	66.903	77.279	--	--	--

Figure Channel 42: Horizontal (Peak)

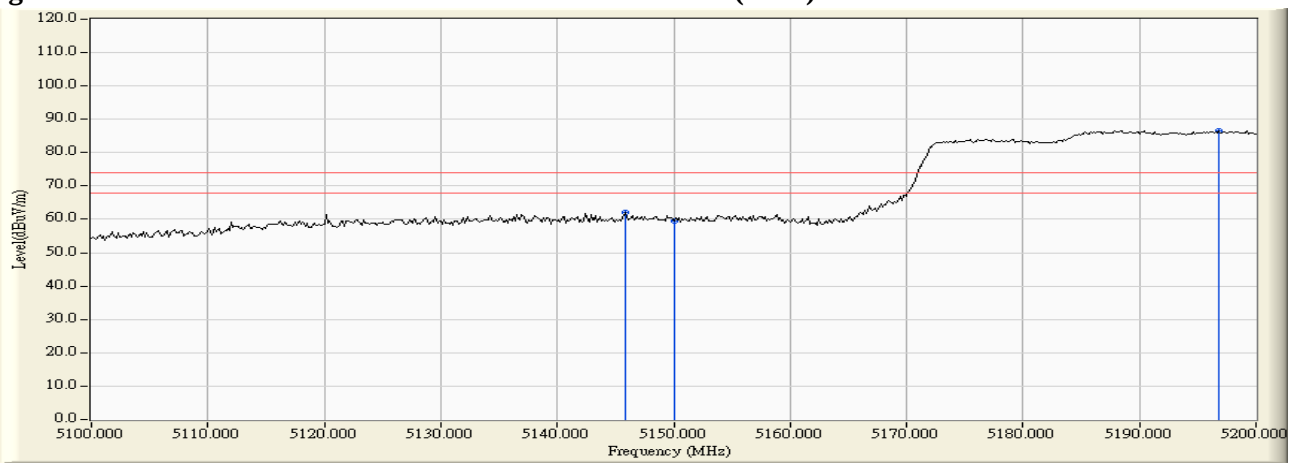

Figure Channel 42: Horizontal (Average)

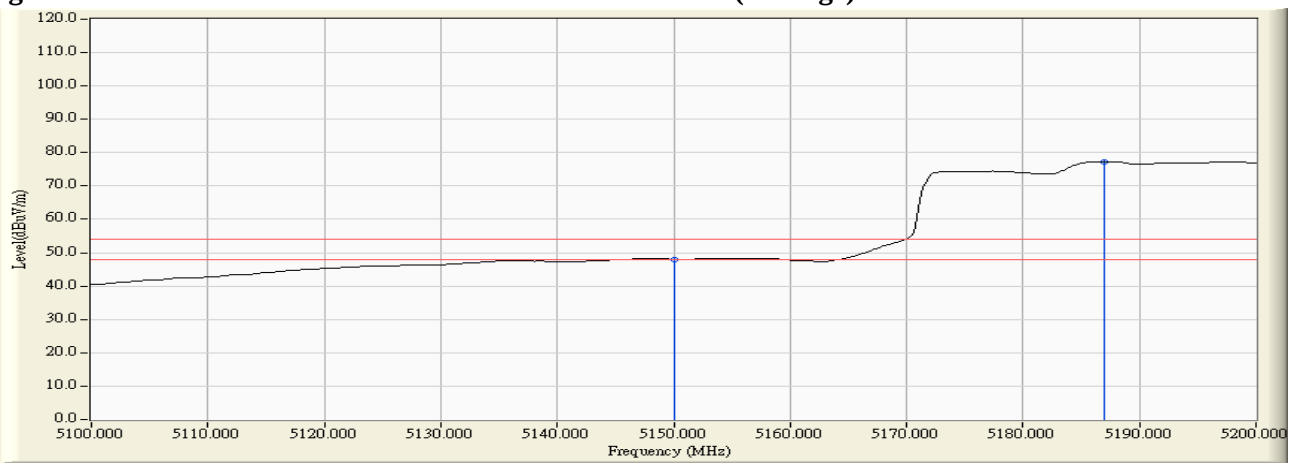

Note:

1. All readings above 1GHz are performed with peak and/or average measurements as necessary.
2. Peak measurements: RBW = 1MHz, VBW = 3 MHz, Sweep: Auto.
3. Average measurements: RBW = 1MHz, VBW = 10 Hz, Sweep: Auto.
4. " * ", means this data is the worst emission level.
5. Measurement Level = Reading Level + Correct Factor.
6. The average measurement was not performed when the peak measured data under the limit of average detection.

Product : Intel® Tri-Band Wireless-AC 18265
Test Item : Band Edge Data
Test Date : 2016/12/09
Test Mode : Mode 1 SISO A: Transmit (802.11ac-80BW-32.5Mbps) -Channel 42 (5210MHz)

RF Radiated Measurement (Vertical):

Channel No.	Frequency (MHz)	Correct Factor (dB)	Reading Level (dBμV)	Emission Level (dBμV/m)	Peak Limit (dBμV/m)	Average Limit (dBμV/m)	Result
42 (Peak)	5137.536	12.343	48.446	60.789	74.00	54.00	Pass
42 (Peak)	5150.000	12.390	46.896	59.286	74.00	54.00	Pass
42 (Peak)	5190.000	12.536	75.483	88.020	--	--	--
42 (Average)	5150.000	12.390	34.872	47.262	74.00	54.00	Pass
42 (Average)	5197.536	12.558	66.111	78.669	--	--	--

Figure Channel 42: Vertical (Peak)

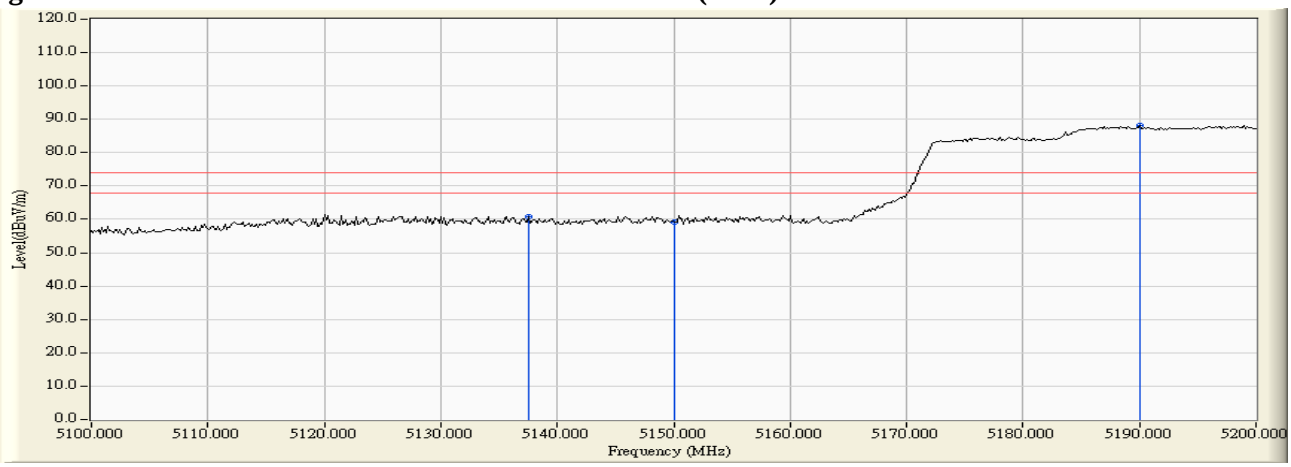

Figure Channel 42: Vertical (Average)

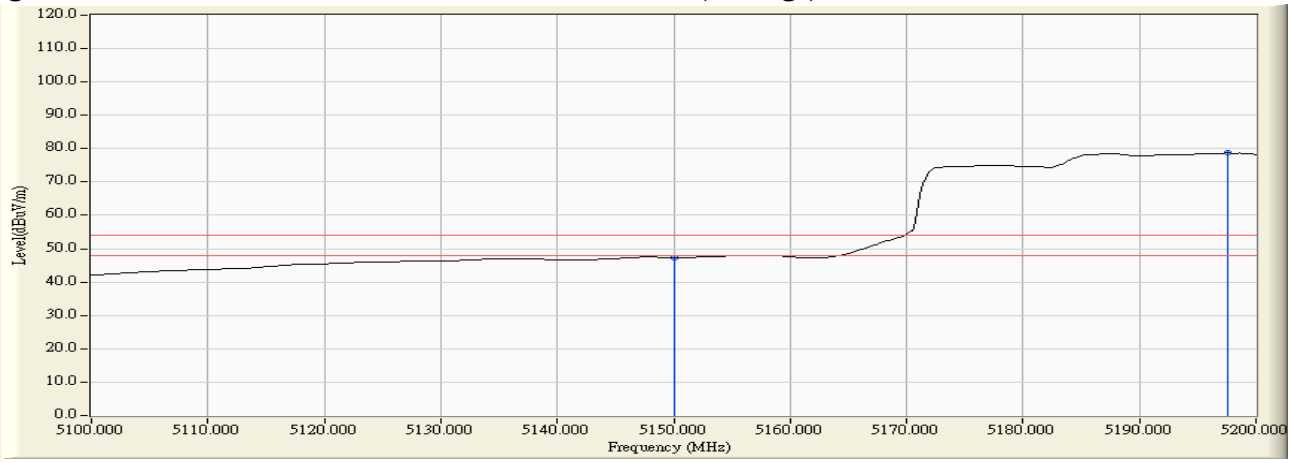

Note:

1. All readings above 1GHz are performed with peak and/or average measurements as necessary.
2. Peak measurements: RBW = 1MHz, VBW = 3 MHz, Sweep: Auto.
3. Average measurements: RBW = 1MHz, VBW = 10 Hz, Sweep: Auto.
4. " * ", means this data is the worst emission level.
5. Measurement Level = Reading Level + Correct Factor.
6. The average measurement was not performed when the peak measured data under the limit of average detection.

Product : Intel® Tri-Band Wireless-AC 18265
Test Item : Band Edge Data
Test Date : 2016/12/09
Test Mode : Mode 1 SISO A: Transmit (802.11ac-80BW-32.5Mbps) -Channel 58 (5290MHz)

RF Radiated Measurement (Horizontal):

Channel No.	Frequency (MHz)	Correct Factor (dB)	Reading Level (dBμV)	Emission Level (dBμV/m)	Peak Limit (dBμV/m)	Average Limit (dBμV/m)	Result
58 (Peak)	5312.319	11.120	79.412	90.532	--	--	--
58 (Peak)	5350.000	11.024	44.024	55.048	74.00	54.00	Pass
58 (Peak)	5351.449	11.020	45.649	56.670	74.00	54.00	Pass
58 (Average)	5314.493	11.114	68.969	80.084	--	--	--
58 (Average)	5350.000	11.024	28.438	39.462	74.00	54.00	Pass

Figure Channel 58: Horizontal (Peak)

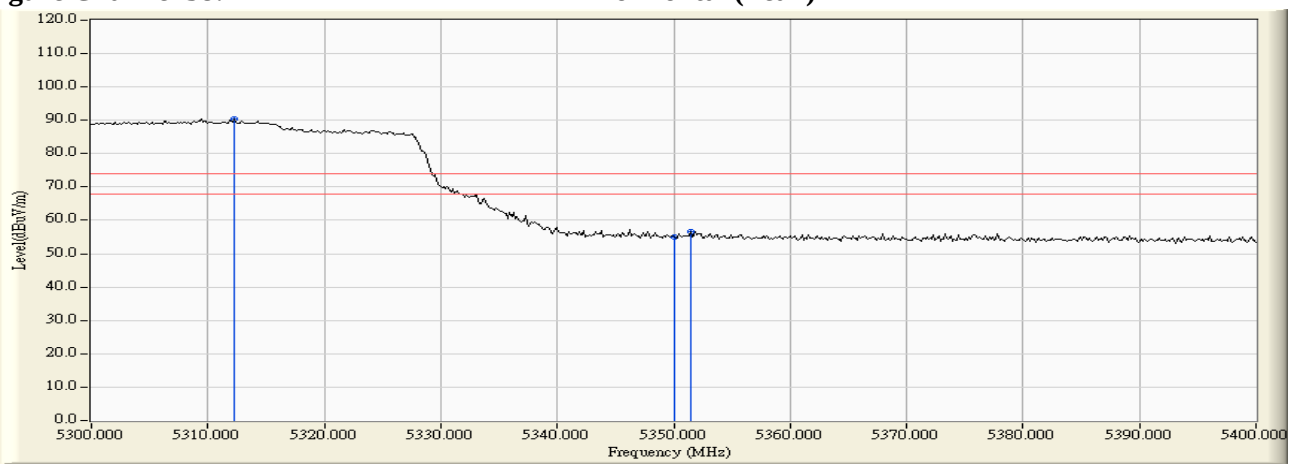

Figure Channel 58: Horizontal (Average)

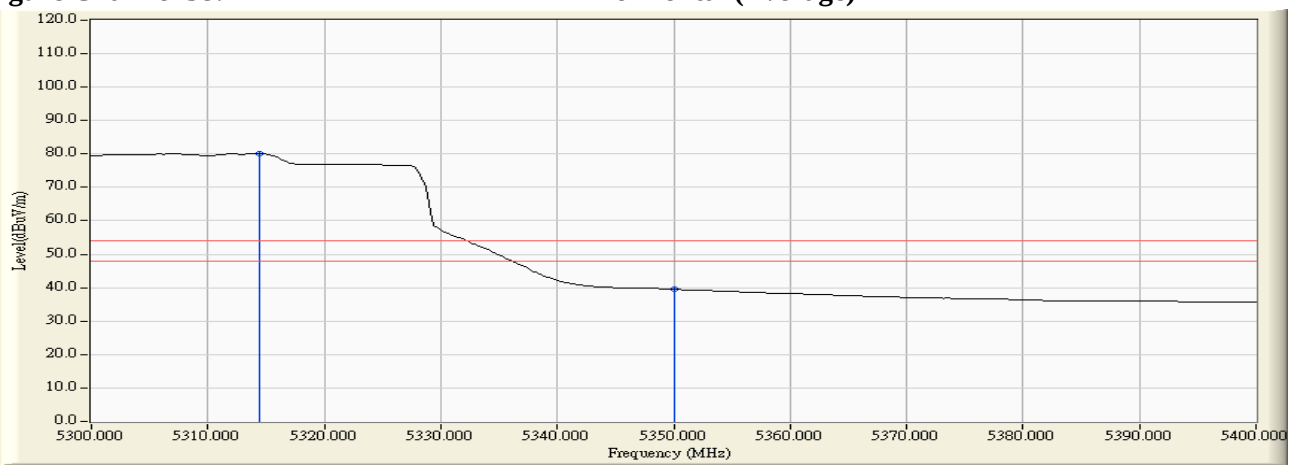

Note:

1. All readings above 1GHz are performed with peak and/or average measurements as necessary.
2. Peak measurements: RBW = 1MHz, VBW = 3 MHz, Sweep: Auto.
3. Average measurements: RBW = 1MHz, VBW = 10 Hz, Sweep: Auto.
4. " * ", means this data is the worst emission level.
5. Measurement Level = Reading Level + Correct Factor.
6. The average measurement was not performed when the peak measured data under the limit of average detection.

Product : Intel® Tri-Band Wireless-AC 18265
Test Item : Band Edge Data
Test Date : 2016/12/09
Test Mode : Mode 1 SISO A: Transmit (802.11ac-80BW-32.5Mbps) -Channel 58 (5290MHz)

RF Radiated Measurement (Vertical):

Channel No.	Frequency (MHz)	Correct Factor (dB)	Reading Level (dBμV)	Emission Level (dBμV/m)	Peak Limit (dBμV/m)	Average Limit (dBμV/m)	Result
58 (Peak)	5307.681	13.025	79.522	92.547	--	--	--
58 (Peak)	5350.000	12.999	44.379	57.378	74.00	54.00	Pass
58 (Peak)	5354.348	12.996	45.490	58.486	74.00	54.00	Pass
58 (Average)	5307.246	13.026	69.603	82.629	--	--	--
58 (Average)	5350.000	12.999	28.470	41.469	74.00	54.00	Pass

Figure Channel 58: Vertical (Peak)

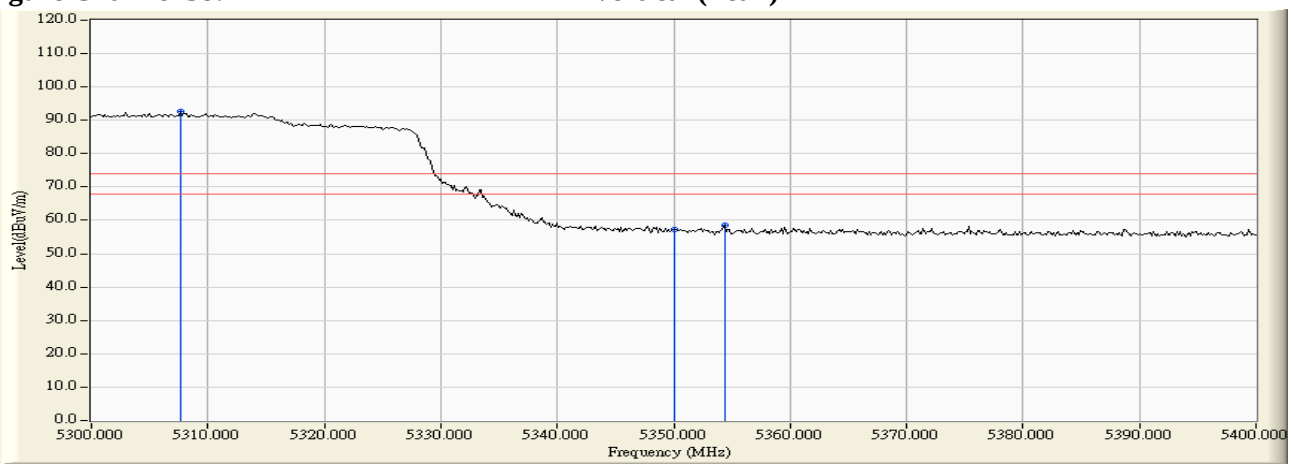

Figure Channel 58: Vertical (Average)

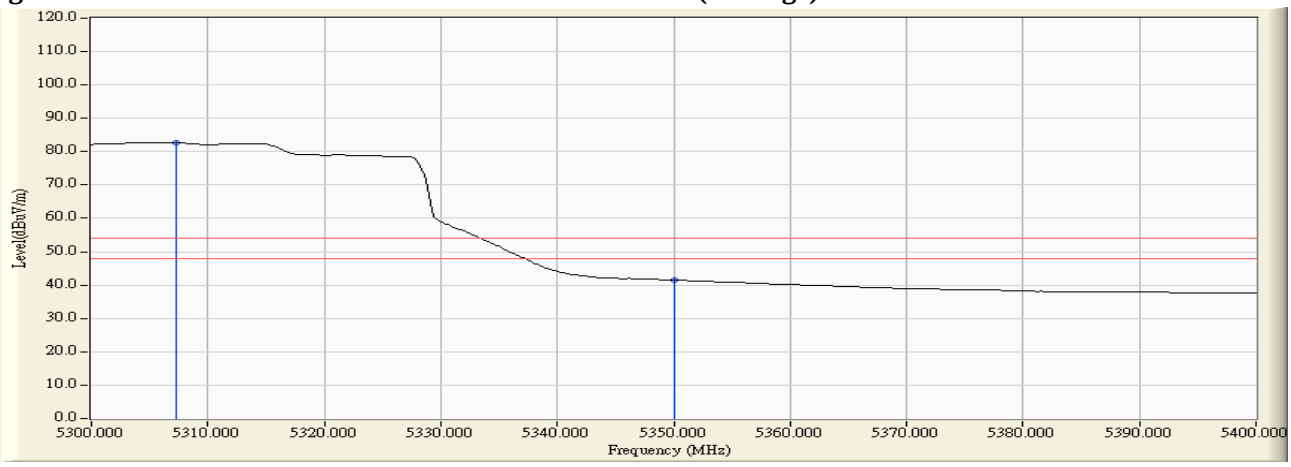

Note:

1. All readings above 1GHz are performed with peak and/or average measurements as necessary.
2. Peak measurements: RBW = 1MHz, VBW = 3 MHz, Sweep: Auto.
3. Average measurements: RBW = 1MHz, VBW = 10 Hz, Sweep: Auto.
4. " * ", means this data is the worst emission level.
5. Measurement Level = Reading Level + Correct Factor.
6. The average measurement was not performed when the peak measured data under the limit of average detection.

Product : Intel® Tri-Band Wireless-AC 18265
Test Item : Band Edge Data
Test Date : 2016/12/09
Test Mode : Mode 1 SISO A: Transmit (802.11ac-80BW-32.5Mbps) -Channel 106 (5530MHz)

RF Radiated Measurement (Horizontal):

Channel No.	Frequency (MHz)	Correct Factor (dB)	Reading Level (dBμV)	Emission Level (dBμV/m)	Peak Limit (dBμV/m)	Average Limit (dBμV/m)	Result
106 (Peak)	5448.986	11.555	43.995	55.550	74.00	54.00	Pass
106 (Peak)	5460.000	11.703	42.423	54.126	74.00	54.00	Pass
106 (Peak)	5509.130	12.170	74.317	86.487	--	--	--
106 (Average)	5460.000	11.703	25.299	37.002	74.00	54.00	Pass
106 (Average)	5507.971	12.179	64.852	77.032	--	--	--

Figure Channel 106: Horizontal (Peak)

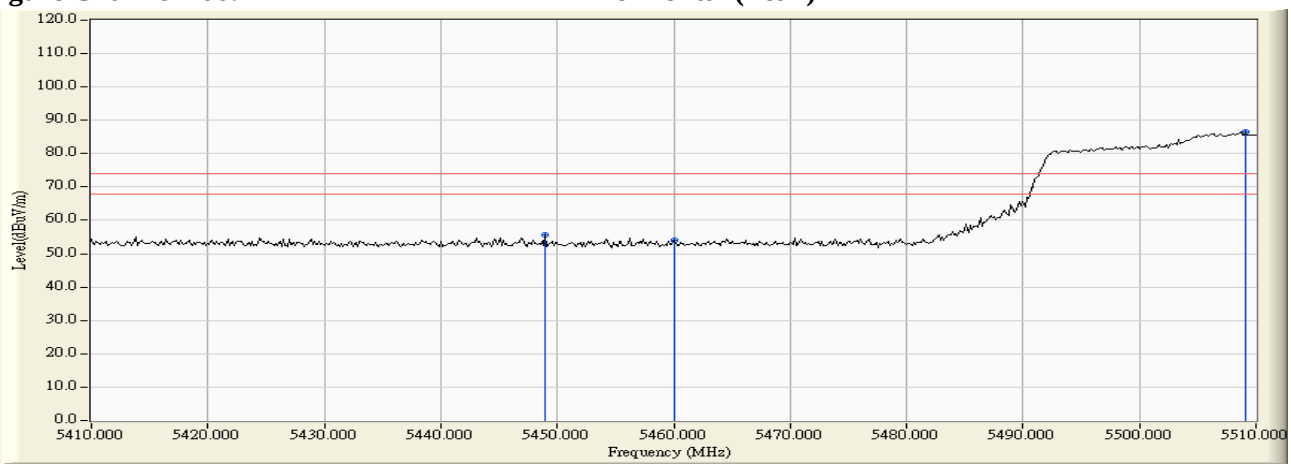

Figure Channel 106: Horizontal (Average)

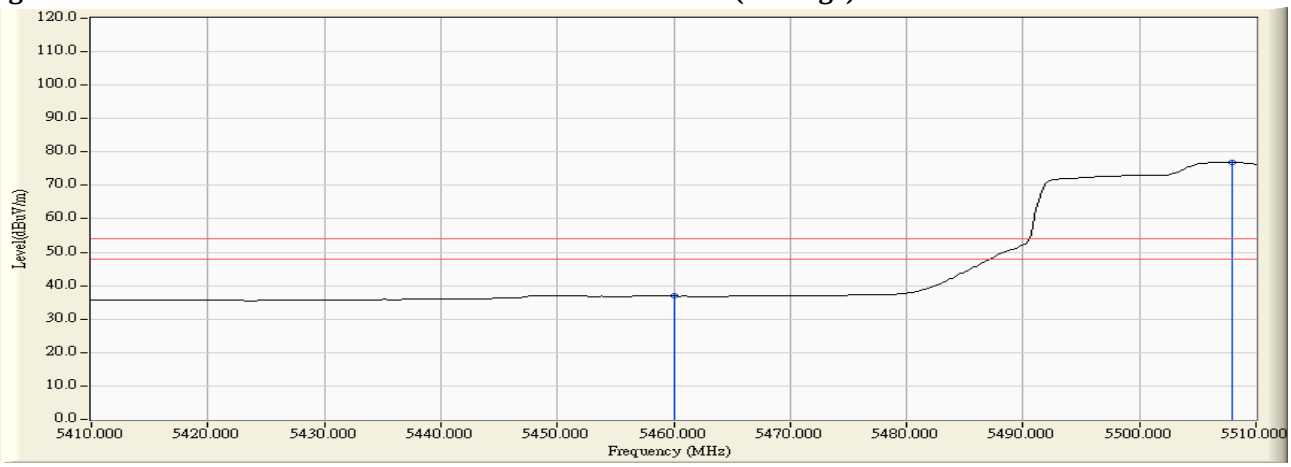

Note:

1. All readings above 1GHz are performed with peak and/or average measurements as necessary.
2. Peak measurements: RBW = 1MHz, VBW = 3 MHz, Sweep: Auto.
3. Average measurements: RBW = 1MHz, VBW = 10 Hz, Sweep: Auto.
4. " * ", means this data is the worst emission level.
5. Measurement Level = Reading Level + Correct Factor.
6. The average measurement was not performed when the peak measured data under the limit of average detection.

Product : Intel® Tri-Band Wireless-AC 18265
Test Item : Band Edge Data
Test Date : 2016/12/09
Test Mode : Mode 1 SISO A: Transmit (802.11ac-80BW-32.5Mbps) -Channel 106 (5530MHz)

RF Radiated Measurement (Vertical):

Channel No.	Frequency (MHz)	Correct Factor (dB)	Reading Level (dBμV)	Emission Level (dBμV/m)	Peak Limit (dBμV/m)	Average Limit (dBμV/m)	Result
106 (Peak)	5460.000	13.390	41.376	54.766	74.00	54.00	Pass
106 (Peak)	5509.420	13.617	75.350	88.966	--	--	--
106 (Average)	5460.000	13.390	24.730	38.120	74.00	54.00	Pass
106 (Average)	5507.971	13.625	65.775	79.401	--	--	--

Figure Channel 106: Vertical (Peak)

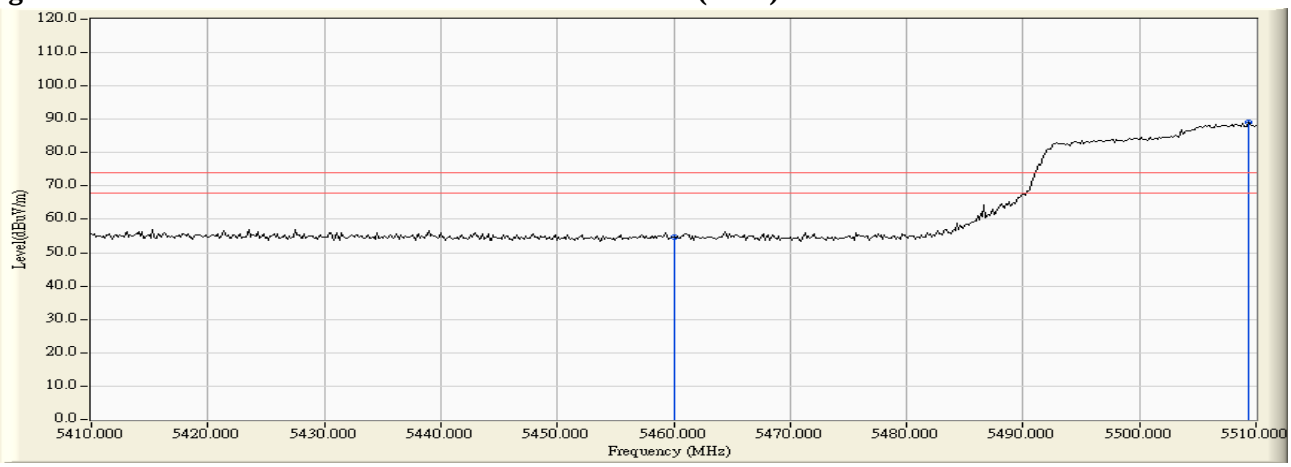

Figure Channel 106: Vertical (Average)

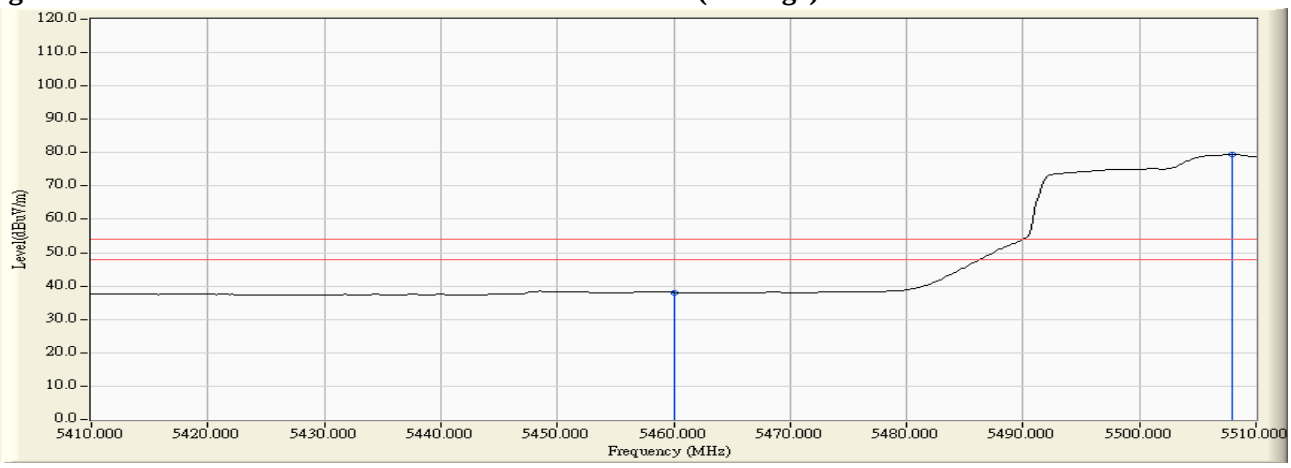

Note:

1. All readings above 1GHz are performed with peak and/or average measurements as necessary.
2. Peak measurements: RBW = 1MHz, VBW = 3 MHz, Sweep: Auto.
3. Average measurements: RBW = 1MHz, VBW = 10 Hz, Sweep: Auto.
4. " * ", means this data is the worst emission level.
5. Measurement Level = Reading Level + Correct Factor.
6. The average measurement was not performed when the peak measured data under the limit of average detection.

Product : Intel® Tri-Band Wireless-AC 18265
Test Item : Band Edge Data
Test Date : 2017/06/07
Test Mode : Mode 1 SISO A: Transmit (802.11ac-80BW-32.5Mbps) -Channel 106 (5530MHz)

RF Radiated Measurement:

	Frequency (MHz)	Correct Factor (dB)	Reading Level (dBμV)	Measure Level (dBμV /m)	Margin (dB)	Limit (dBμV /m)	Result
Horizontal	5468.551	11.818	49.601	61.420	-6.800	68.220	Pass
Horizontal	5470.000	11.838	48.018	59.856	-8.364	68.220	Pass
Horizontal	5517.971	12.099	81.888	93.987	--	--	--

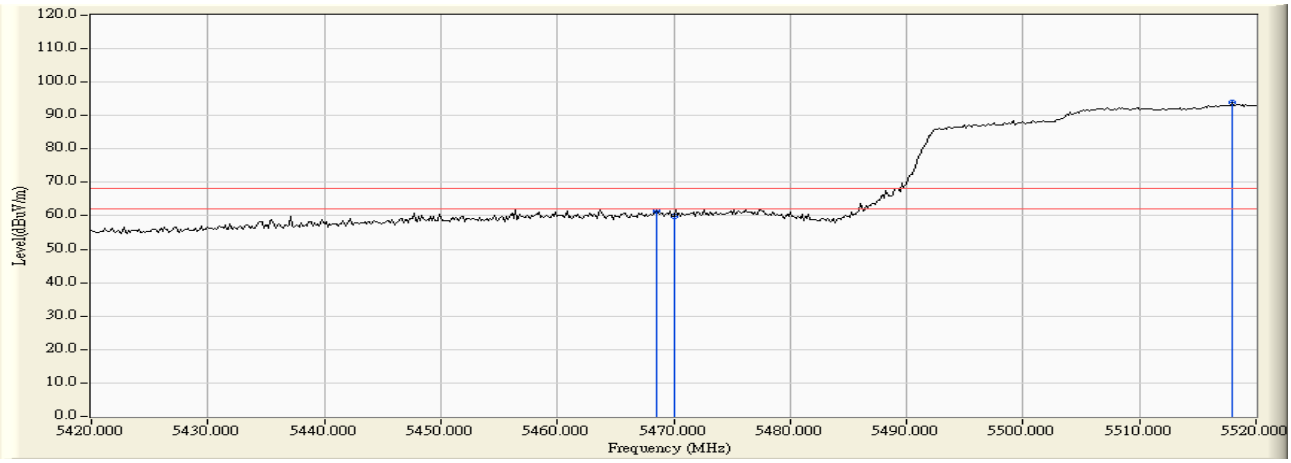

	Frequency (MHz)	Correct Factor (dB)	Reading Level (dBm)	Measure Level (dBm/m)	Margin (dB)	Limit (dBm/m)	Result
Vertical	5466.377	13.435	43.138	56.574	-11.646	68.220	Pass
Vertical	5470.000	13.462	40.908	54.370	-13.850	68.220	Pass
Vertical	5518.986	13.555	77.072	90.627	--	--	--

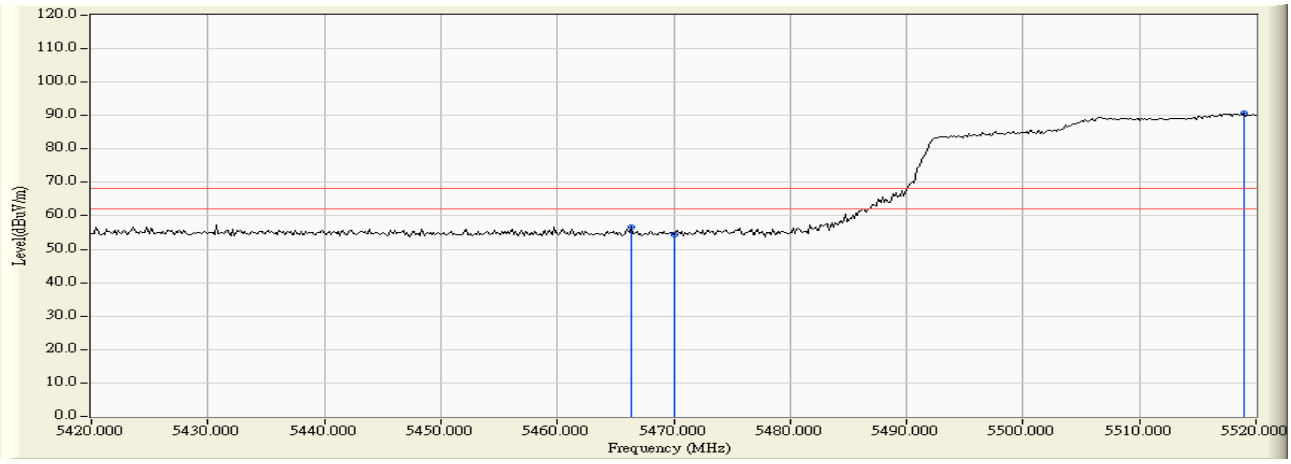

Product : Intel® Tri-Band Wireless-AC 18265
Test Item : Band Edge Data
Test Date : 2017/06/07
Test Mode : Mode 1 SISO A: Transmit (802.11ac-80BW-32.5Mbps) -Channel 155 (5775MHz)

RF Radiated Measurement:

	Frequency (MHz)	Correct Factor (dB)	Reading Level (dBμV)	Measure Level (dBμV /m)	Margin (dB)	Limit (dBμV /m)	Result
Horizontal	5644.058	11.540	41.875	53.415	-14.805	68.220	Pass
Horizontal	5650.000	11.554	41.615	53.170	-15.050	68.220	Pass
Horizontal	5697.971	11.648	42.993	54.642	-49.057	103.699	Pass
Horizontal	5700.000	11.647	41.665	53.312	-51.888	105.200	Pass
Horizontal	5717.101	11.617	44.440	56.056	-53.932	109.988	Pass
Horizontal	5720.000	11.607	43.155	54.762	-56.038	110.800	Pass
Horizontal	5725.000	11.592	44.189	55.781	-66.419	122.200	Pass
Horizontal	5753.043	11.503	75.050	86.553	-44.647	--	--
Horizontal	5850.000	11.701	43.646	55.347	-66.853	122.200	Pass
Horizontal	5855.000	11.735	42.908	54.643	-56.157	110.800	Pass
Horizontal	5875.000	11.873	41.906	53.779	-51.421	105.200	Pass
Horizontal	5878.261	11.896	44.010	55.906	-46.881	102.787	Pass
Horizontal	5925.000	12.068	41.065	53.134	-15.066	68.200	Pass
Horizontal	5926.957	12.070	42.519	54.590	-13.610	68.200	Pass

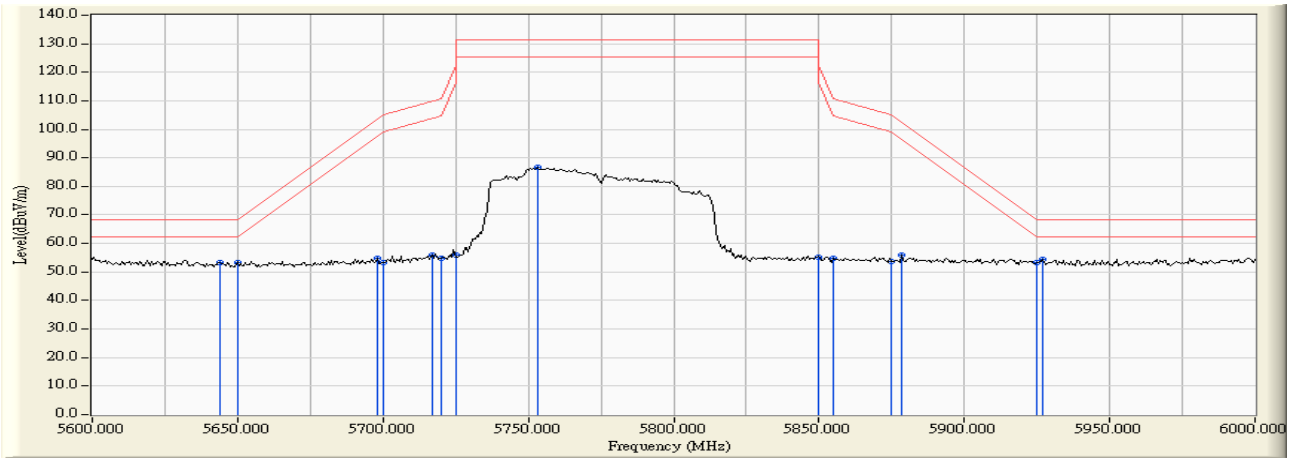

Product : Intel® Tri-Band Wireless-AC 18265
Test Item : Band Edge Data
Test Date : 2017/06/07
Test Mode : Mode 1 SISO A: Transmit (802.11ac-80BW-32.5Mbps) -Channel 155 (5775MHz)

RF Radiated Measurement:

	Frequency (MHz)	Correct Factor (dB)	Reading Level (dBµV)	Measure Level (dBµV /m)	Margin (dB)	Limit (dBµV /m)	Result
Vertical	5621.449	13.036	43.380	56.416	-11.804	68.220	Pass
Vertical	5650.000	13.029	41.857	54.886	-13.334	68.220	Pass
Vertical	5692.754	13.017	45.084	58.101	-41.740	99.841	Pass
Vertical	5700.000	13.003	44.662	57.665	-47.535	105.200	Pass
Vertical	5706.087	12.991	47.089	60.080	-46.824	106.904	Pass
Vertical	5720.000	12.947	46.864	59.811	-50.989	110.800	Pass
Vertical	5725.000	12.930	48.300	61.230	-60.970	122.200	Pass
Vertical	5753.623	12.829	81.763	94.593	-36.607	--	--
Vertical	5855.000	12.784	43.118	55.902	-54.898	110.800	Pass
Vertical	5858.551	12.791	43.699	56.490	-53.316	109.806	Pass
Vertical	5875.000	12.825	41.953	54.778	-50.422	105.200	Pass
Vertical	5885.797	12.849	42.882	55.731	-41.479	97.210	Pass
Vertical	5925.000	12.911	41.167	54.078	-14.122	68.200	Pass
Vertical	5927.536	12.915	43.077	55.992	-12.208	68.200	Pass

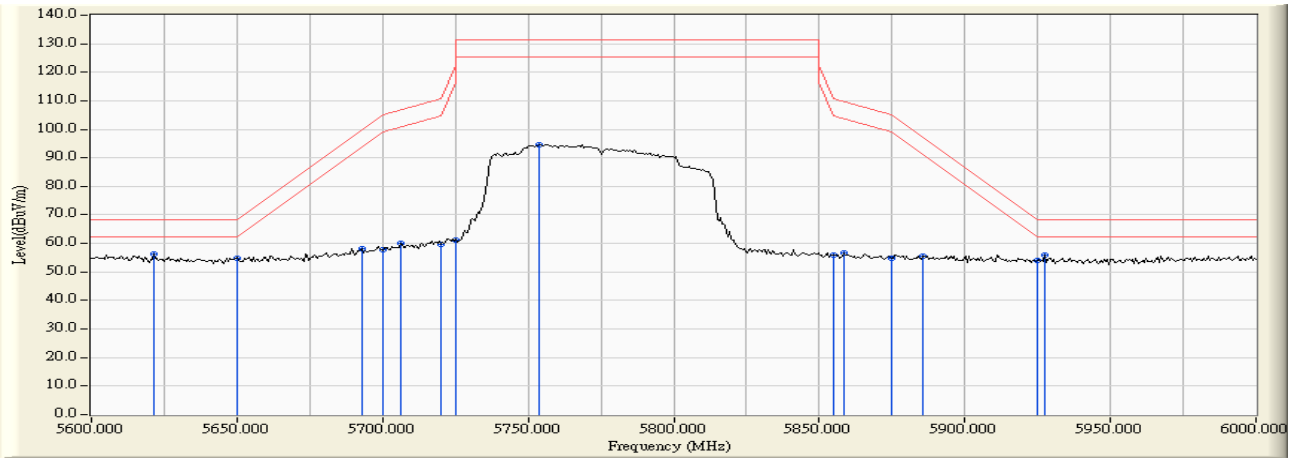

Product : Intel® Tri-Band Wireless-AC 18265
Test Item : Band Edge Data
Test Date : 2017/06/07
Test Mode : Mode 2 SISO B: Transmit (802.11a-6Mbps)-Channel 36 (5180MHz)

RF Radiated Measurement (Horizontal):

Channel No.	Frequency (MHz)	Correct Factor (dB)	Reading Level (dBμV)	Emission Level (dBμV/m)	Peak Limit (dBμV/m)	Average Limit (dBμV/m)	Result
36 (Peak)	5122.464	10.539	44.057	54.596	74.00	54.00	Pass
36 (Peak)	5150.000	10.470	41.453	51.924	74.00	54.00	Pass
36 (Peak)	5182.754	10.386	83.872	94.258	--	--	--
36 (Average)	5150.000	10.470	24.480	34.951	74.00	54.00	Pass
36 (Average)	5184.203	10.383	71.932	82.315	--	--	--

Figure Channel 36: Horizontal (Peak)

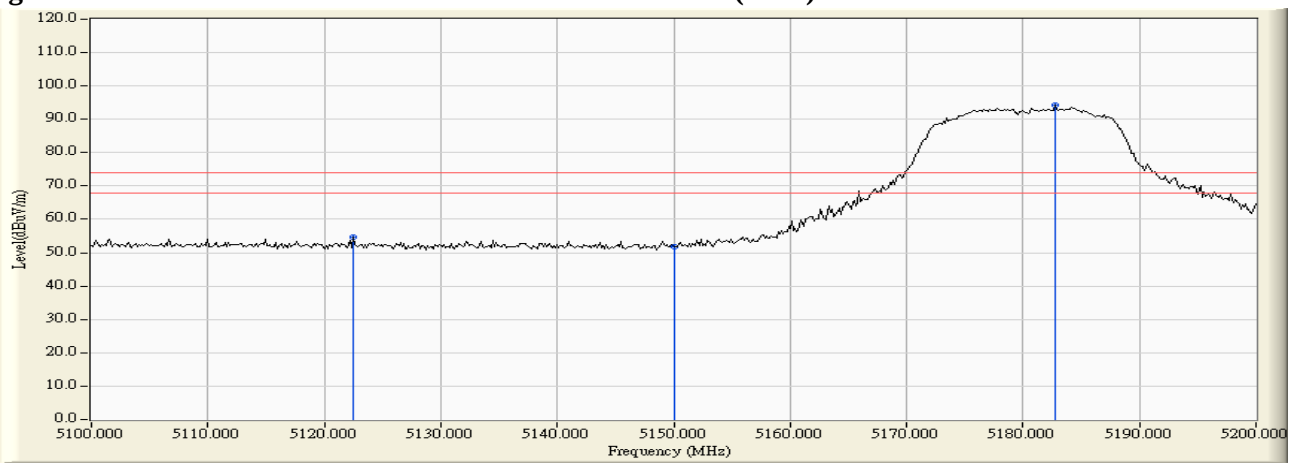

Figure Channel 36: Horizontal (Average)

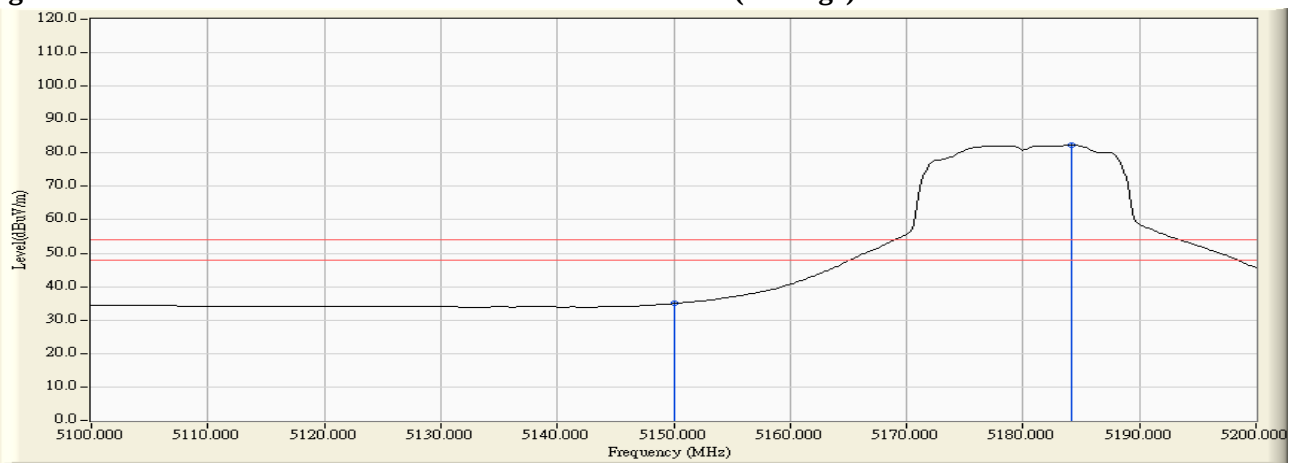

Note:1. All readings above 1GHz are performed with peak and/or average measurements as necessary.
2. Peak measurements: RBW = 1MHz, VBW = 3 MHz, Sweep: Auto.
3. Average measurements: RBW = 1MHz, VBW = 10 Hz, Sweep: Auto.
4. " * ", means this data is the worst emission level.
5. Measurement Level = Reading Level + Correct Factor.
6. The average measurement was not performed when the peak measured data under the limit of average detection.

Product : Intel® Tri-Band Wireless-AC 18265
Test Item : Band Edge Data
Test Date : 2017/06/07
Test Mode : Mode 2 SISO B: Transmit (802.11a-6Mbps)-Channel 36 (5180MHz)

RF Radiated Measurement (Vertical):

Channel No.	Frequency (MHz)	Correct Factor (dB)	Reading Level (dBμV)	Emission Level (dBμV/m)	Peak Limit (dBμV/m)	Average Limit (dBμV/m)	Result
36 (Peak)	5147.101	12.379	48.148	60.528	74.00	54.00	Pass
36 (Peak)	5150.000	12.390	45.000	57.390	74.00	54.00	Pass
36 (Peak)	5177.246	12.491	88.845	101.336	--	--	--
36 (Average)	5150.000	12.390	28.548	40.938	74.00	54.00	Pass
36 (Average)	5184.203	12.516	77.727	90.244	--	--	--

Figure Channel 36: Vertical (Peak)

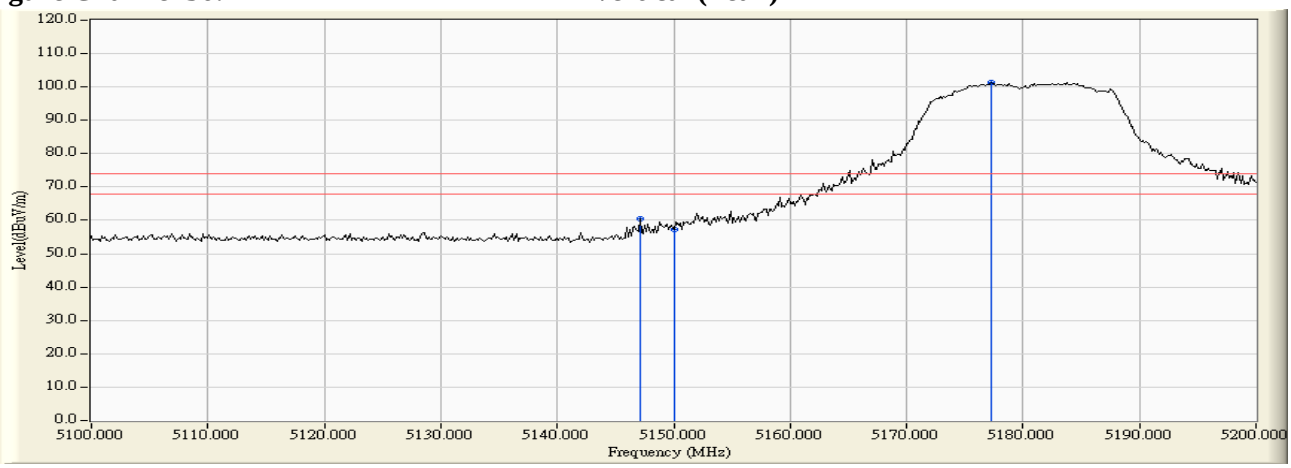

Figure Channel 36: Vertical (Average)

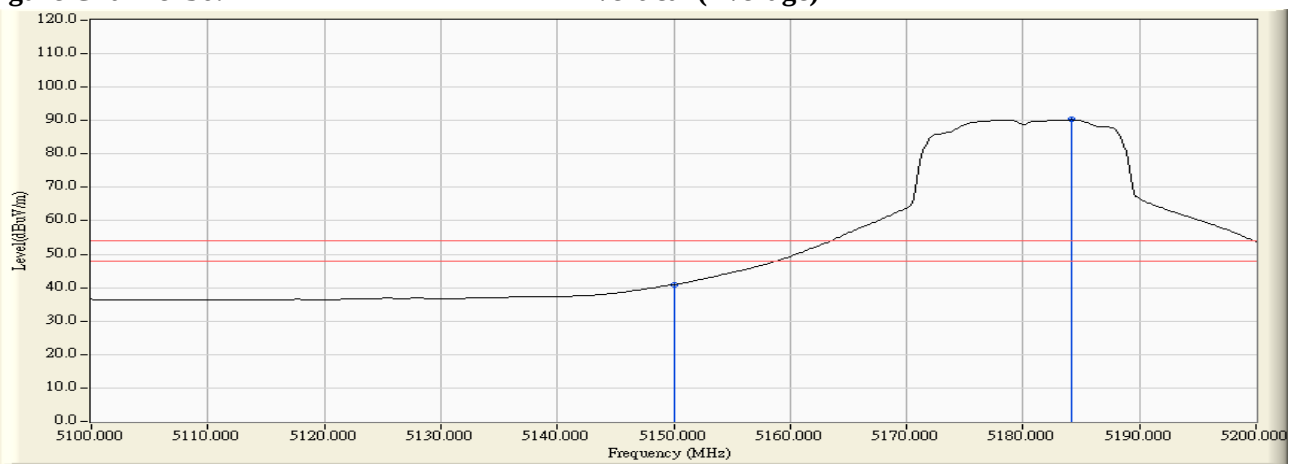

Note:

1. All readings above 1GHz are performed with peak and/or average measurements as necessary.
2. Peak measurements: RBW = 1MHz, VBW = 3 MHz, Sweep: Auto.
3. Average measurements: RBW = 1MHz, VBW = 10 Hz, Sweep: Auto.
4. " * ", means this data is the worst emission level.
5. Measurement Level = Reading Level + Correct Factor.
6. The average measurement was not performed when the peak measured data under the limit of average detection.

Product : Intel® Tri-Band Wireless-AC 18265
Test Item : Band Edge Data
Test Date : 2017/06/07
Test Mode : Mode 2 SISO B: Transmit (802.11a-6Mbps) -Channel 64 (5320MHz)

RF Radiated Measurement (Horizontal):

Channel No.	Frequency (MHz)	Correct Factor (dB)	Reading Level (dBμV)	Emission Level (dBμV/m)	Peak Limit (dBμV/m)	Arerage Limit (dBμV/m)	Result
64 (Peak)	5322.029	11.096	89.745	100.841	--	--	--
64 (Peak)	5350.000	11.024	52.184	63.208	74.00	54.00	Pass
64 (Peak)	5350.580	11.023	52.739	63.762	74.00	54.00	Pass
64 (Average)	5322.899	11.094	78.174	89.267	--	--	--
64 (Average)	5350.000	11.024	32.174	43.198	74.00	54.00	Pass

Figure Channel 64: Horizontal (Peak)

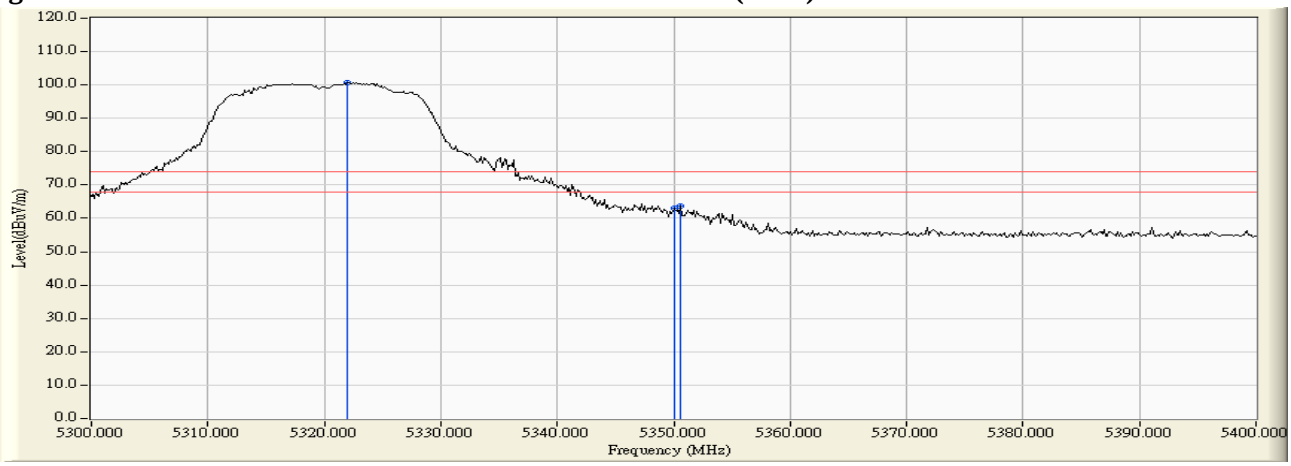

Figure Channel 64: Horizontal (Average)

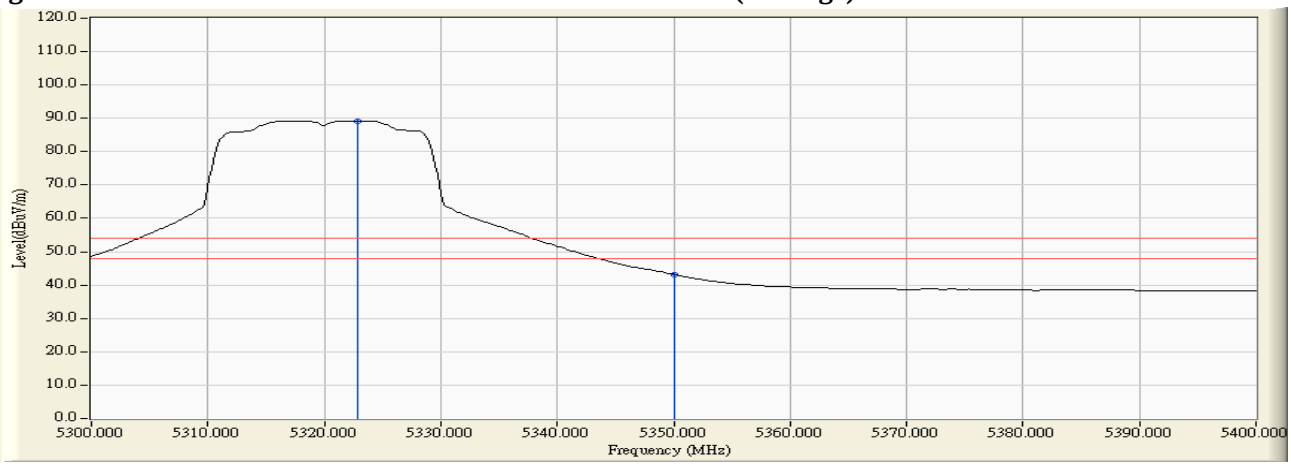

Note:
1. All readings above 1GHz are performed with peak and/or average measurements as necessary.
2. Peak measurements: RBW = 1MHz, VBW = 3 MHz, Sweep: Auto.
3. Average measurements: RBW = 1MHz, VBW = 10 Hz, Sweep: Auto.
4. " * ", means this data is the worst emission level.
5. Measurement Level = Reading Level + Correct Factor.
6. The average measurement was not performed when the peak measured data under the limit of average detection.

Product : Intel® Tri-Band Wireless-AC 18265
Test Item : Band Edge Data
Test Date : 2017/06/07
Test Mode : Mode 2 SISO B: Transmit (802.11a-6Mbps) -Channel 64 (5320MHz)

RF Radiated Measurement (Vertical):

Channel No.	Frequency (MHz)	Correct Factor (dB)	Reading Level (dBμV)	Emission Level (dBμV/m)	Peak Limit (dBμV/m)	Arerage Limit (dBμV/m)	Result
64 (Peak)	5316.812	13.020	91.296	104.316	--	--	--
64 (Peak)	5350.000	12.999	51.684	64.683	74.00	54.00	Pass
64 (Average)	5317.391	13.019	79.968	92.987	--	--	--
64 (Average)	5350.000	12.999	32.352	45.351	74.00	54.00	Pass

Figure Channel 64: Vertical (Peak)

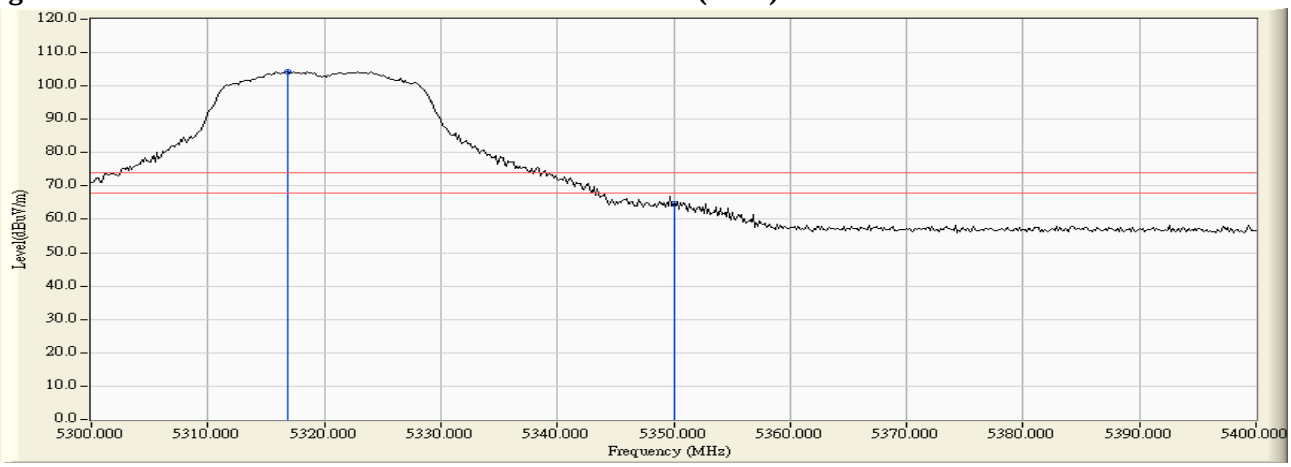

Figure Channel 64: Vertical (Average)

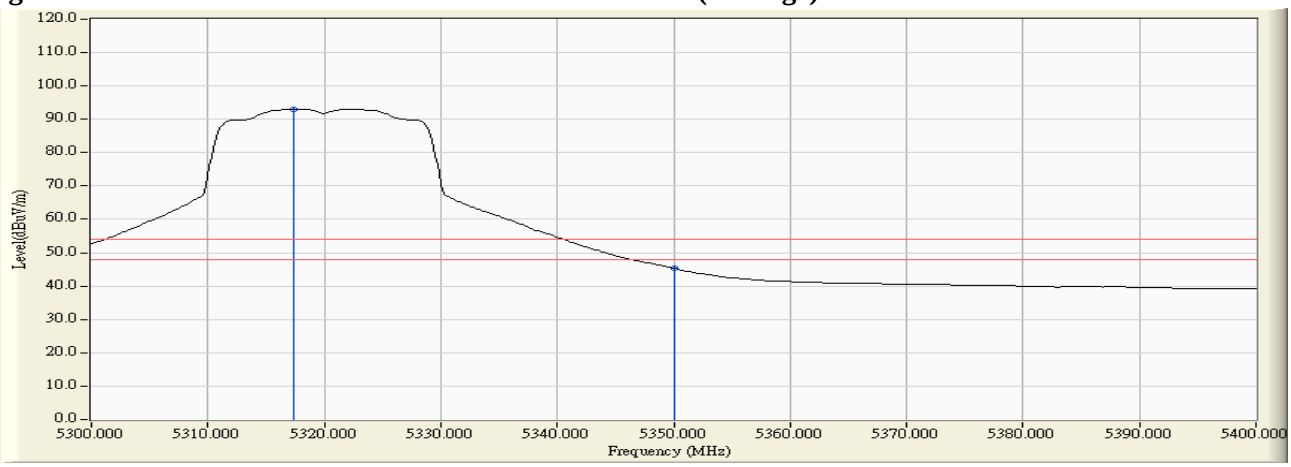

Note:

1. All readings above 1GHz are performed with peak and/or average measurements as necessary.
2. Peak measurements: RBW = 1MHz, VBW = 3 MHz, Sweep: Auto.
3. Average measurements: RBW = 1MHz, VBW = 10 Hz, Sweep: Auto.
4. " * ", means this data is the worst emission level.
5. Measurement Level = Reading Level + Correct Factor.
6. The average measurement was not performed when the peak measured data under the limit of average detection.

Product : Intel® Tri-Band Wireless-AC 18265
Test Item : Band Edge Data
Test Date : 2017/06/07
Test Mode : Mode 2 SISO B: Transmit (802.11a-6Mbps) -Channel 100 (5500MHz)

RF Radiated Measurement (Horizontal):

Channel No.	Frequency (MHz)	Correct Factor (dB)	Reading Level (dBμV)	Emission Level (dBμV/m)	Peak Limit (dBμV/m)	Arerage Limit (dBμV/m)	Result
100 (Peak)	5460.000	11.703	42.521	54.224	74.00	54.00	Pass
100 (Peak)	5502.029	12.183	84.093	96.276	--	--	--
100 (Average)	5460.000	11.703	25.335	37.038	74.00	54.00	Pass
100 (Average)	5497.391	12.150	72.842	84.993	--	--	--

Figure Channel 100: Horizontal (Peak)

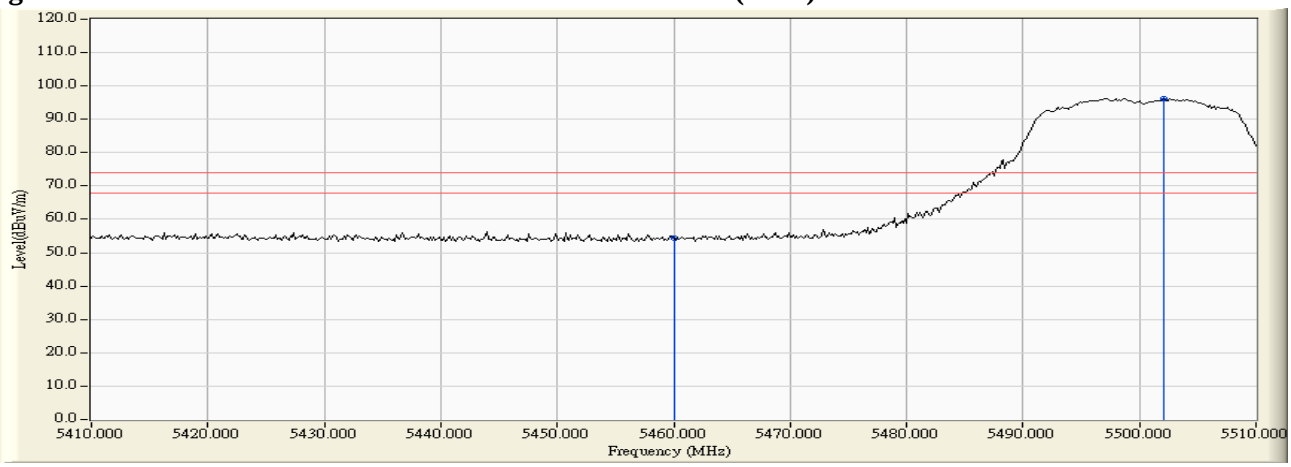

Figure Channel 100: Horizontal (Average)

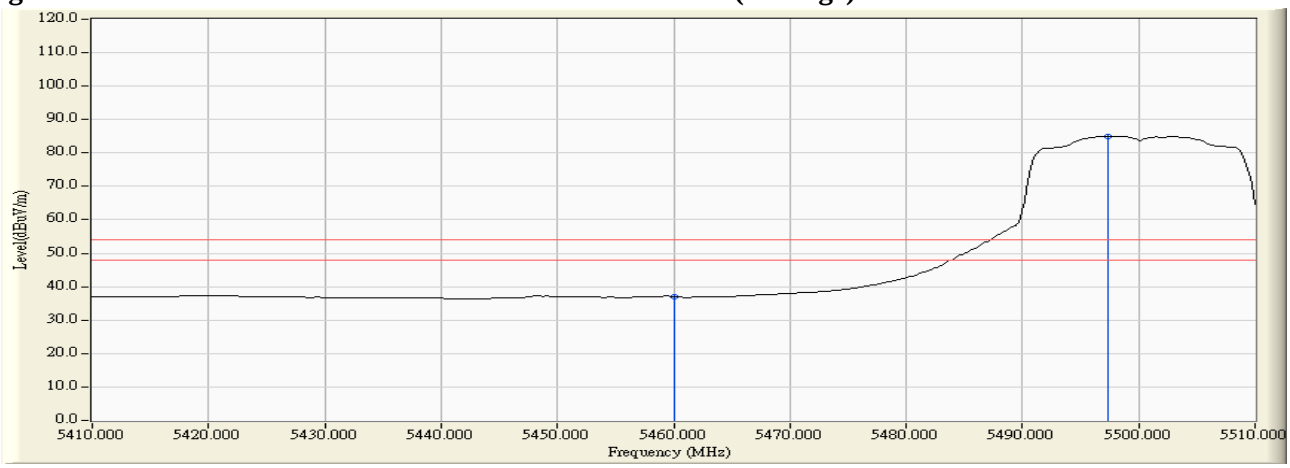

Note:
1. All readings above 1GHz are performed with peak and/or average measurements as necessary.
2. Peak measurements: RBW = 1MHz, VBW = 3 MHz, Sweep: Auto.
3. Average measurements: RBW = 1MHz, VBW = 10 Hz, Sweep: Auto.
4. " * ", means this data is the worst emission level.
5. Measurement Level = Reading Level + Correct Factor.
6. The average measurement was not performed when the peak measured data under the limit of average detection.

Product : Intel® Tri-Band Wireless-AC 18265
Test Item : Band Edge Data
Test Date : 2017/06/07
Test Mode : Mode 2 SISO B: Transmit (802.11a-6Mbps) -Channel 100 (5500MHz)

RF Radiated Measurement (Vertical):

Channel No.	Frequency (MHz)	Correct Factor (dB)	Reading Level (dBμV)	Emission Level (dBμV/m)	Peak Limit (dBμV/m)	Arerage Limit (dBμV/m)	Result
100 (Peak)	5460.000	13.390	41.871	55.261	74.00	54.00	Pass
100 (Peak)	5502.029	13.636	86.371	100.007	--	--	--
100 (Average)	5460.000	13.390	25.338	38.728	74.00	54.00	Pass
100 (Average)	5497.246	13.621	75.045	88.666	--	--	--

Figure Channel 100: Vertical (Peak)

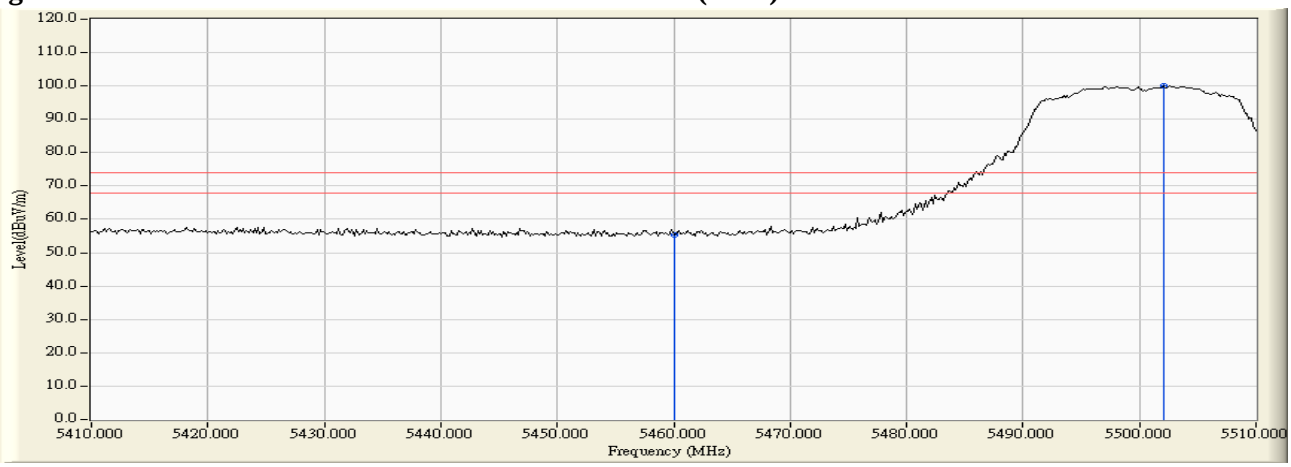

Figure Channel 100: Vertical (Average)

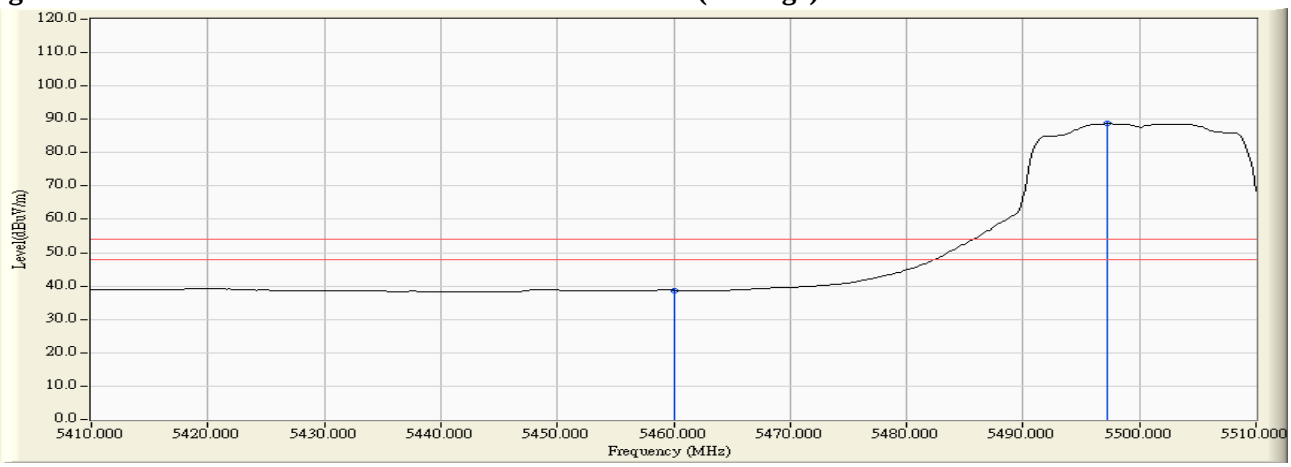

Note:

1. All readings above 1GHz are performed with peak and/or average measurements as necessary.
2. Peak measurements: RBW = 1MHz, VBW = 3 MHz, Sweep: Auto.
3. Average measurements: RBW = 1MHz, VBW = 10 Hz, Sweep: Auto.
4. " * ", means this data is the worst emission level.
5. Measurement Level = Reading Level + Correct Factor.
6. The average measurement was not performed when the peak measured data under the limit of average detection.

Product : Intel® Tri-Band Wireless-AC 18265
Test Item : Band Edge Data
Test Date : 2017/06/07
Test Mode : Mode 2 SISO B: Transmit (802.11a-6Mbps) -Channel 100 (5500MHz)

RF Radiated Measurement:

	Frequency (MHz)	Correct Factor (dB)	Reading Level (dBµV)	Measure Level (dBµV /m)	Margin (dB)	Limit (dBµV /m)	Result
Horizontal	5470.000	11.838	42.796	54.634	-13.586	68.220	Pass
Horizontal	5503.623	12.194	83.666	95.860	--	--	--

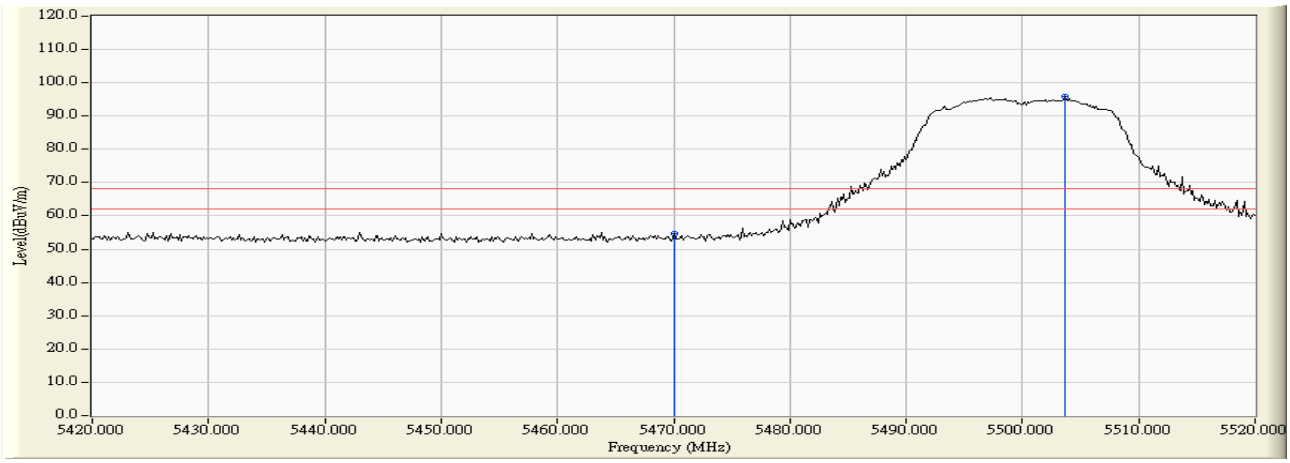

	Frequency (MHz)	Correct Factor (dB)	Reading Level (dBµV)	Measure Level (dBµV /m)	Margin (dB)	Limit (dBµV /m)	Result
Vertical	5470.000	13.462	41.442	54.904	-13.316	68.220	Pass
Vertical	5497.536	13.621	84.686	98.308	--	--	--

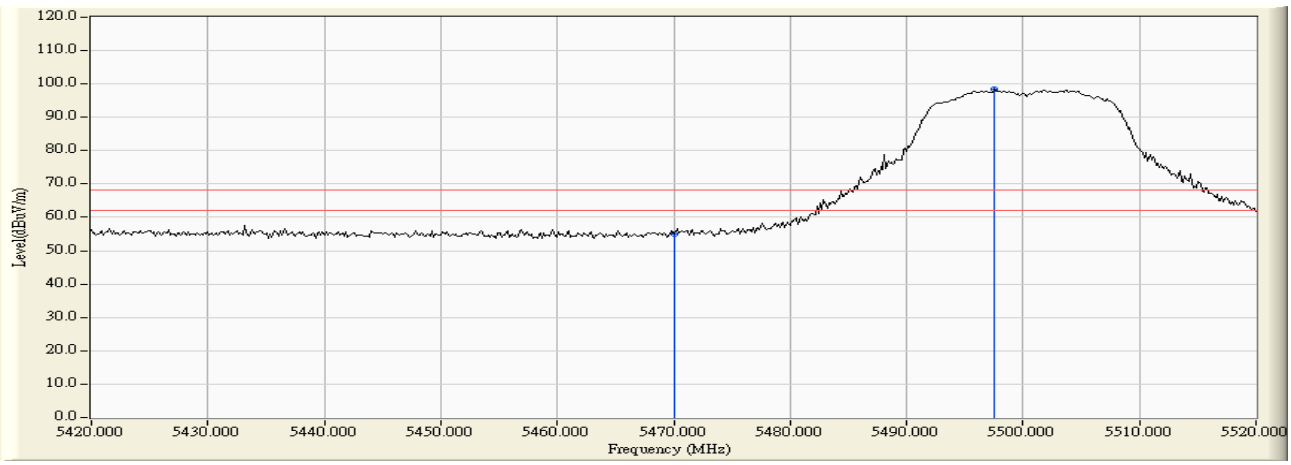

Product : Intel® Tri-Band Wireless-AC 18265
Test Item : Band Edge Data
Test Date : 2017/06/07
Test Mode : Mode 2 SISO B: Transmit (802.11a-6Mbps) -Channel 140 (5700MHz)

RF Radiated Measurement:

	Frequency (MHz)	Correct Factor (dB)	Reading Level (dBμV)	Measure Level (dBμV /m)	Margin (dB)	Limit (dBμV /m)	Result
Horizontal	5702.681	11.646	81.816	93.462	--	--	--
Horizontal	5725.000	11.592	42.571	54.163	-14.057	68.220	Pass
Horizontal	5726.014	11.588	44.494	56.083	-12.137	68.220	Pass

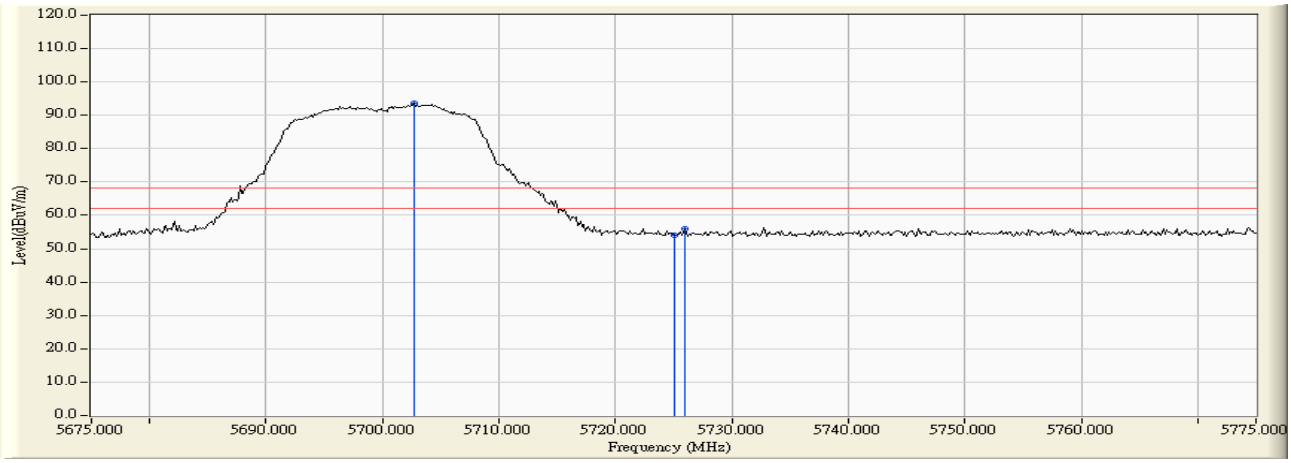

	Frequency (MHz)	Correct Factor (dB)	Reading Level (dBμV)	Measure Level (dBμV /m)	Margin (dB)	Limit (dBμV /m)	Result
Vertical	5703.406	12.997	79.031	92.027	--	--	--
Vertical	5725.000	12.930	42.359	55.289	-12.931	68.220	Pass
Vertical	5729.058	12.917	44.798	57.714	-10.506	68.220	Pass

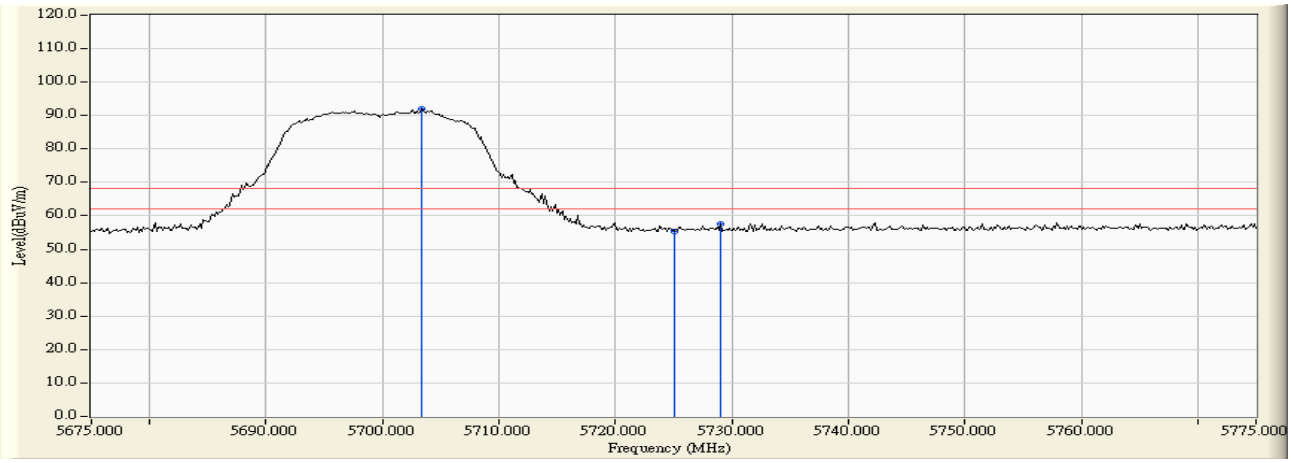

Product : Intel® Tri-Band Wireless-AC 18265
Test Item : Band Edge Data
Test Date : 2017/06/07
Test Mode : Mode 2 SISO B: Transmit (802.11a-6Mbps) -Channel 149 (5745MHz)

RF Radiated Measurement:

	Frequency (MHz)	Correct Factor (dB)	Reading Level (dBµV)	Measure Level (dBµV /m)	Margin (dB)	Limit (dBµV /m)	Result
Horizontal	5647.174	11.548	41.413	52.961	-15.259	68.220	Pass
Horizontal	5650.000	11.554	38.513	50.068	-18.152	68.220	Pass
Horizontal	5697.645	11.648	44.185	55.834	-47.624	103.458	Pass
Horizontal	5700.000	11.647	41.140	52.787	-52.413	105.200	Pass
Horizontal	5720.000	11.607	49.118	60.725	-50.075	110.800	Pass
Horizontal	5723.007	11.598	56.084	67.682	-49.974	117.656	Pass
Horizontal	5725.000	11.592	53.213	64.805	-57.395	122.200	Pass
Horizontal	5749.384	11.513	86.640	98.154	--	--	--

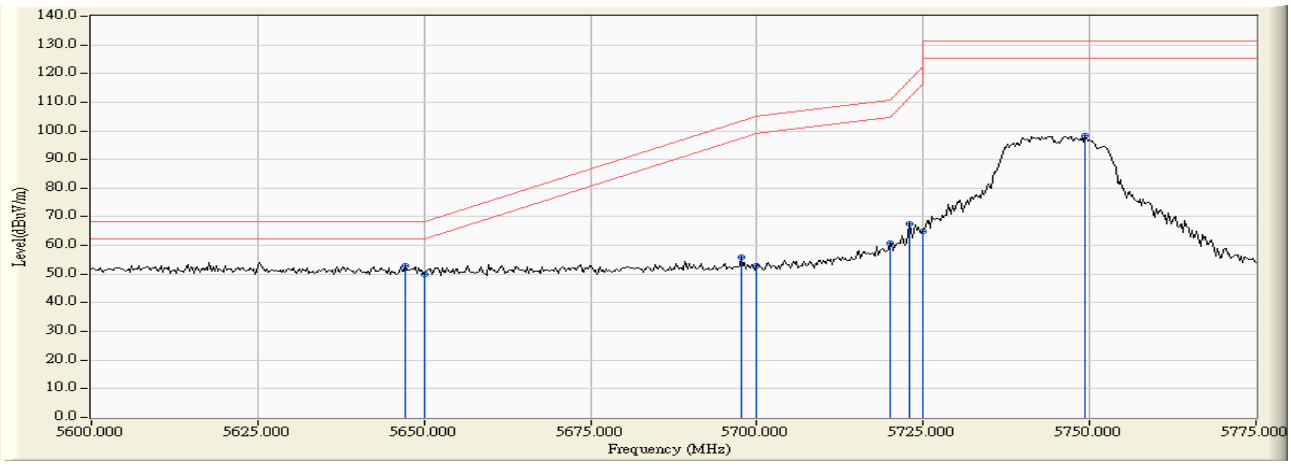

Product : Intel® Tri-Band Wireless-AC 18265
Test Item : Band Edge Data
Test Date : 2017/06/07
Test Mode : Mode 2 SISO B: Transmit (802.11a-6Mbps) -Channel 149 (5745MHz)

RF Radiated Measurement:

	Frequency (MHz)	Correct Factor (dB)	Reading Level (dBµV)	Measure Level (dBµV /m)	Margin (dB)	Limit (dBµV /m)	Result
Vertical	5650.000	13.029	42.266	55.295	-12.925	68.220	Pass
Vertical	5700.000	13.003	42.687	55.690	-49.510	105.200	Pass
Vertical	5717.174	12.957	47.775	60.732	-49.277	110.009	Pass
Vertical	5720.000	12.947	47.200	60.147	-50.653	110.800	Pass
Vertical	5724.022	12.934	55.105	68.039	-51.931	119.970	Pass
Vertical	5725.000	12.930	53.798	66.728	-55.472	122.200	Pass
Vertical	5742.790	12.869	83.404	96.272	--	--	--

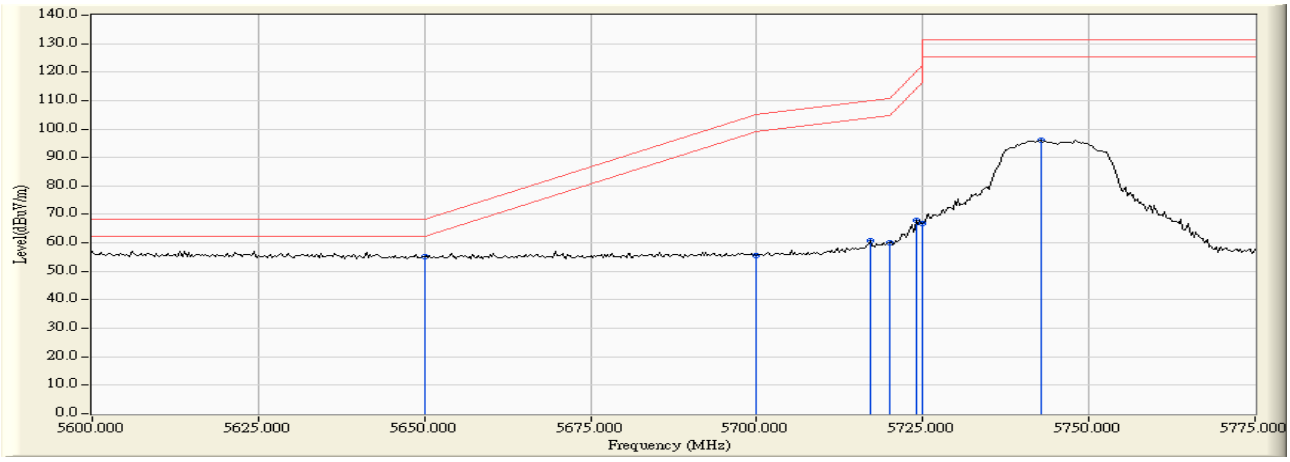

Product : Intel® Tri-Band Wireless-AC 18265
Test Item : Band Edge Data
Test Date : 2017/06/07
Test Mode : Mode 2 SISO B: Transmit (802.11a-6Mbps) -Channel 165 (5825MHz)

RF Radiated Measurement:

	Frequency (MHz)	Correct Factor (dB)	Reading Level (dBµV)	Measure Level (dBµV /m)	Margin (dB)	Limit (dBµV /m)	Result
Horizontal	5827.826	11.547	86.310	97.857	--	--	--
Horizontal	5850.000	11.701	48.007	59.708	-62.492	122.200	Pass
Horizontal	5855.000	11.735	45.592	57.327	-53.473	110.800	Pass
Horizontal	5859.710	11.768	46.515	58.283	-51.198	109.481	Pass
Horizontal	5875.000	11.873	41.452	53.325	-51.875	105.200	Pass
Horizontal	5879.710	11.906	42.865	54.771	-46.944	101.715	Pass
Horizontal	5925.000	12.068	38.574	50.643	-17.557	68.200	Pass
Horizontal	5926.667	12.070	41.887	53.957	-14.243	68.200	Pass

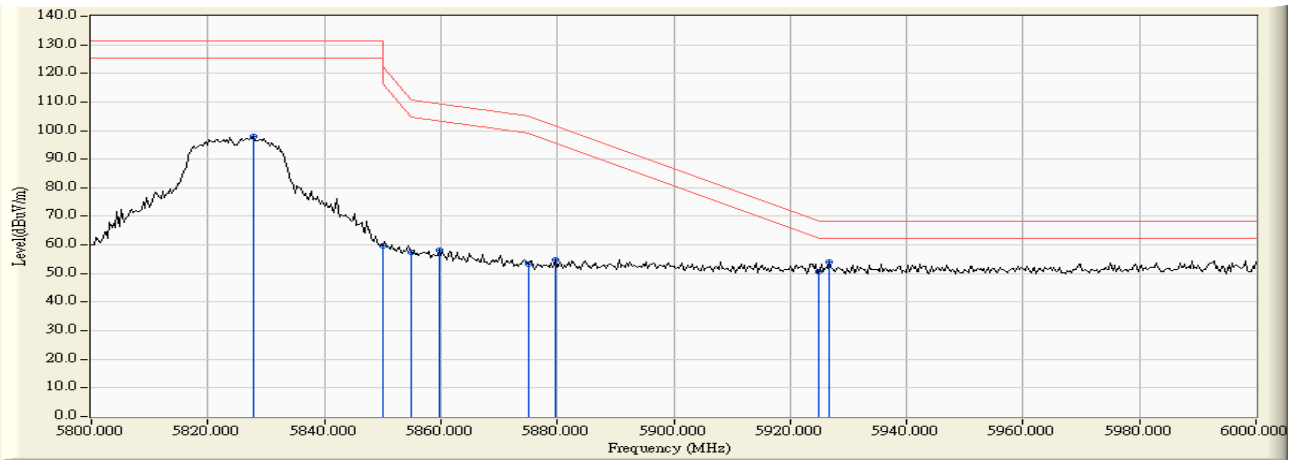

Product : Intel® Tri-Band Wireless-AC 18265
Test Item : Band Edge Data
Test Date : 2017/06/07
Test Mode : Mode 2 SISO B: Transmit (802.11a-6Mbps) -Channel 149 (5825MHz)

RF Radiated Measurement:

	Frequency (MHz)	Correct Factor (dB)	Reading Level (dBµV)	Measure Level (dBµV /m)	Margin (dB)	Limit (dBµV /m)	Result
Vertical	5828.116	12.728	85.853	98.581	--	--	--
Vertical	5850.000	12.774	50.224	62.998	-59.202	122.200	Pass
Vertical	5855.000	12.784	48.958	61.742	-49.058	110.800	Pass
Vertical	5875.000	12.825	43.561	56.386	-48.814	105.200	Pass
Vertical	5925.000	12.911	43.087	55.998	-12.202	68.200	Pass

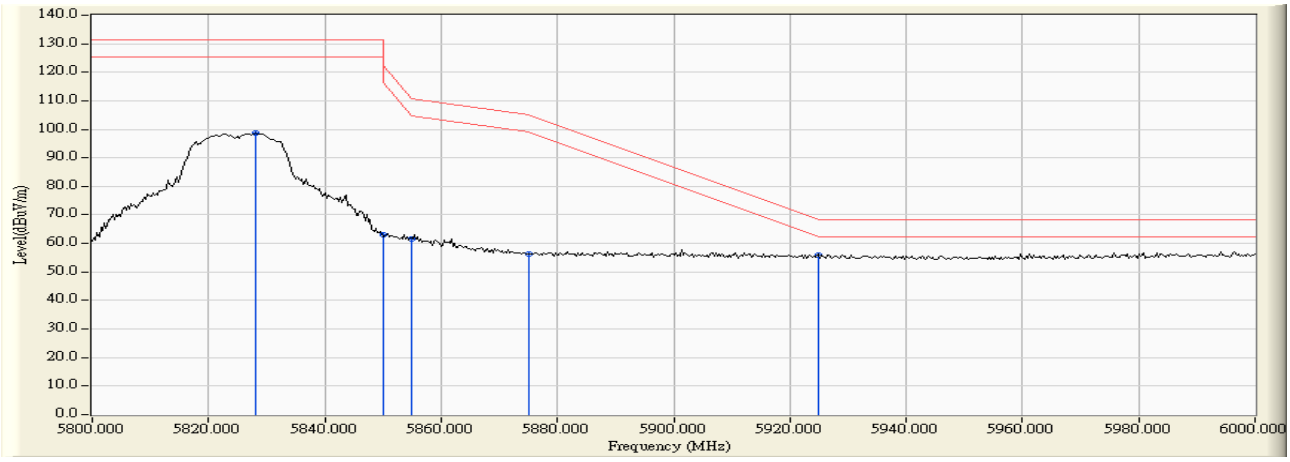

Product : Intel® Tri-Band Wireless-AC 18265
Test Item : Band Edge Data
Test Date : 2017/06/05
Test Mode : Mode 2 SISO B: Transmit (802.11n-20BW 7.2Mbps) -Channel 36 (5180MHz)

RF Radiated Measurement (Horizontal):

Channel No.	Frequency (MHz)	Correct Factor (dB)	Reading Level (dBμV)	Emission Level (dBμV/m)	Peak Limit (dBμV/m)	Average Limit (dBμV/m)	Result
36 (Peak)	5148.116	10.476	45.648	56.124	74.00	54.00	Pass
36 (Peak)	5150.000	10.470	44.687	55.158	74.00	54.00	Pass
36 (Peak)	5178.986	10.396	83.434	93.830	--	--	--
36 (Average)	5150.000	10.470	27.390	37.861	74.00	54.00	Pass
36 (Average)	5184.203	10.383	74.676	85.059	--	--	--

Figure Channel 36: Horizontal (Peak)

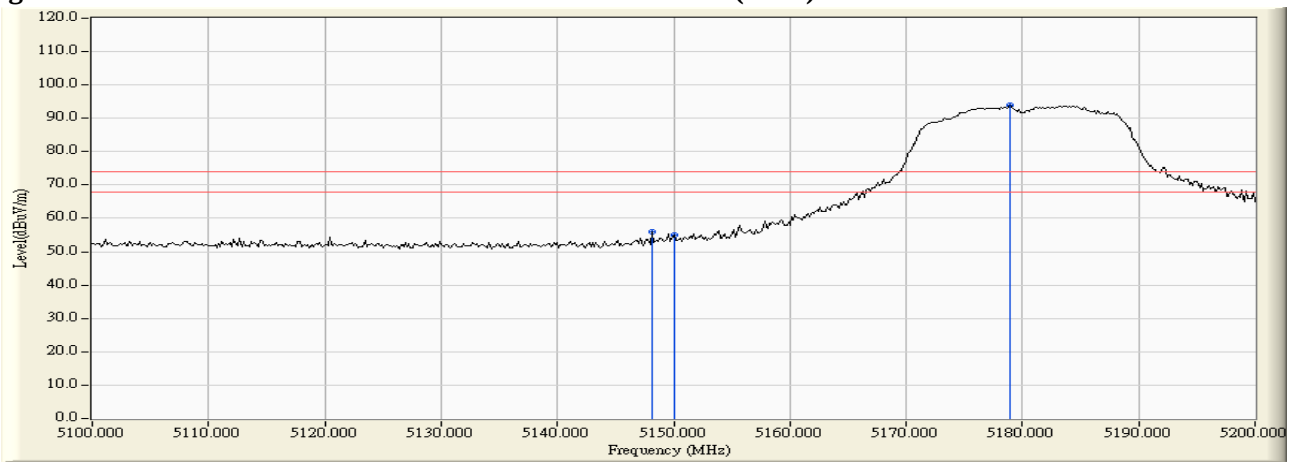

Figure Channel 36: Horizontal (Average)

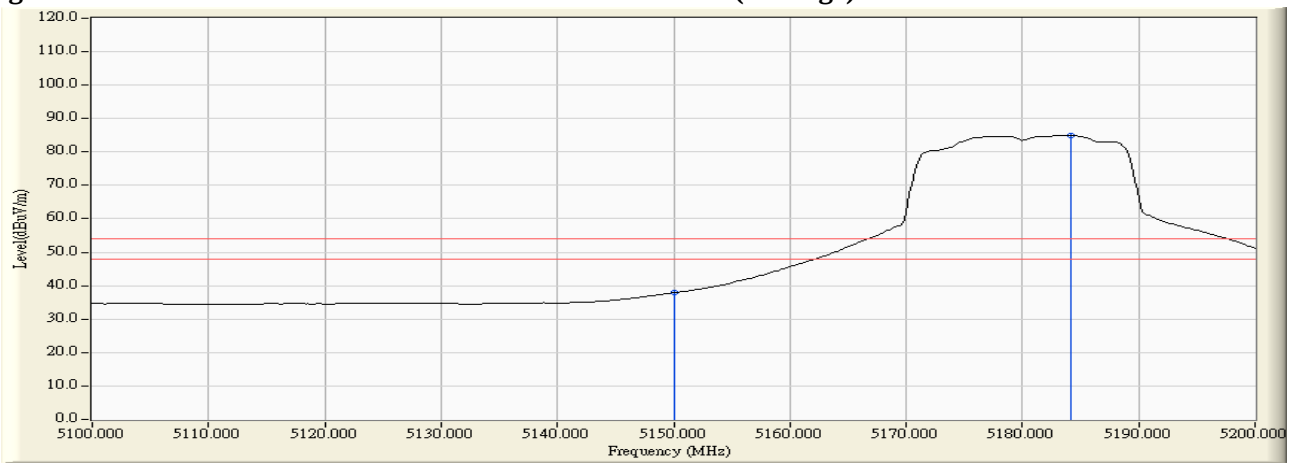

Note:

1. All readings above 1GHz are performed with peak and/or average measurements as necessary.
2. Peak measurements: RBW = 1MHz, VBW = 3 MHz, Sweep: Auto.
3. Average measurements: RBW = 1MHz, VBW = 10 Hz, Sweep: Auto.
4. " * ", means this data is the worst emission level.
5. Measurement Level = Reading Level + Correct Factor.
6. The average measurement was not performed when the peak measured data under the limit of average detection.

Product : Intel® Tri-Band Wireless-AC 18265
Test Item : Band Edge Data
Test Date : 2017/06/05
Test Mode : Mode 2 SISO B: Transmit (802.11n-20BW 7.2Mbps) -Channel 36 (5180MHz)

RF Radiated Measurement (Vertical):

Channel No.	Frequency (MHz)	Correct Factor (dB)	Reading Level (dBμV)	Emission Level (dBμV/m)	Peak Limit (dBμV/m)	Average Limit (dBμV/m)	Result
36 (Peak)	5148.261	12.384	47.389	59.773	74.00	54.00	Pass
36 (Peak)	5150.000	12.390	46.583	58.973	74.00	54.00	Pass
36 (Peak)	5177.681	12.493	87.398	99.891	--	--	--
36 (Average)	5150.000	12.390	30.283	42.673	74.00	54.00	Pass
36 (Average)	5184.348	12.518	78.197	90.714	--	--	--

Figure Channel 36: Vertical (Peak)

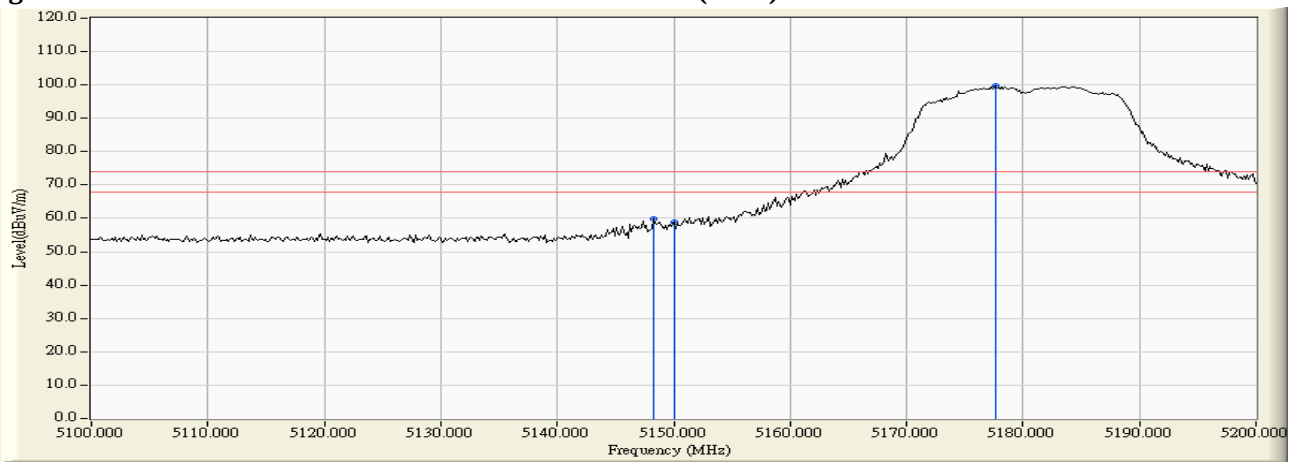

Figure Channel 36: Vertical (Average)

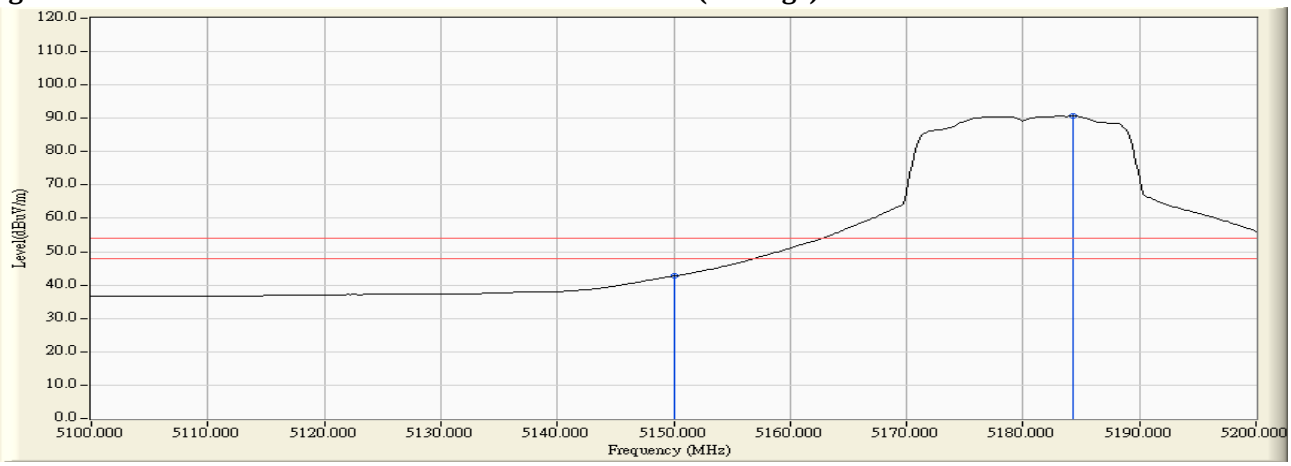

Note:

1. All readings above 1GHz are performed with peak and/or average measurements as necessary.
2. Peak measurements: RBW = 1MHz, VBW = 3 MHz, Sweep: Auto.
3. Average measurements: RBW = 1MHz, VBW = 10 Hz, Sweep: Auto.
4. " * ", means this data is the worst emission level.
5. Measurement Level = Reading Level + Correct Factor.
6. The average measurement was not performed when the peak measured data under the limit of average detection.

Product : Intel® Tri-Band Wireless-AC 18265
Test Item : Band Edge Data
Test Date : 2017/06/05
Test Mode : Mode 2 SISO B: Transmit (802.11n-20BW 7.2Mbps) -Channel 64 (5320MHz)

RF Radiated Measurement (Horizontal):

Channel No.	Frequency (MHz)	Correct Factor (dB)	Reading Level (dBμV)	Emission Level (dBμV/m)	Peak Limit (dBμV/m)	Arerage Limit (dBμV/m)	Result
64 (Peak)	5321.884	11.096	87.298	98.394	--	--	--
64 (Peak)	5350.000	11.024	50.702	61.726	74.00	54.00	Pass
64 (Average)	5323.188	11.093	78.343	89.436	--	--	--
64 (Average)	5350.000	11.024	32.613	43.637	74.00	54.00	Pass

Figure Channel 64: Horizontal (Peak)

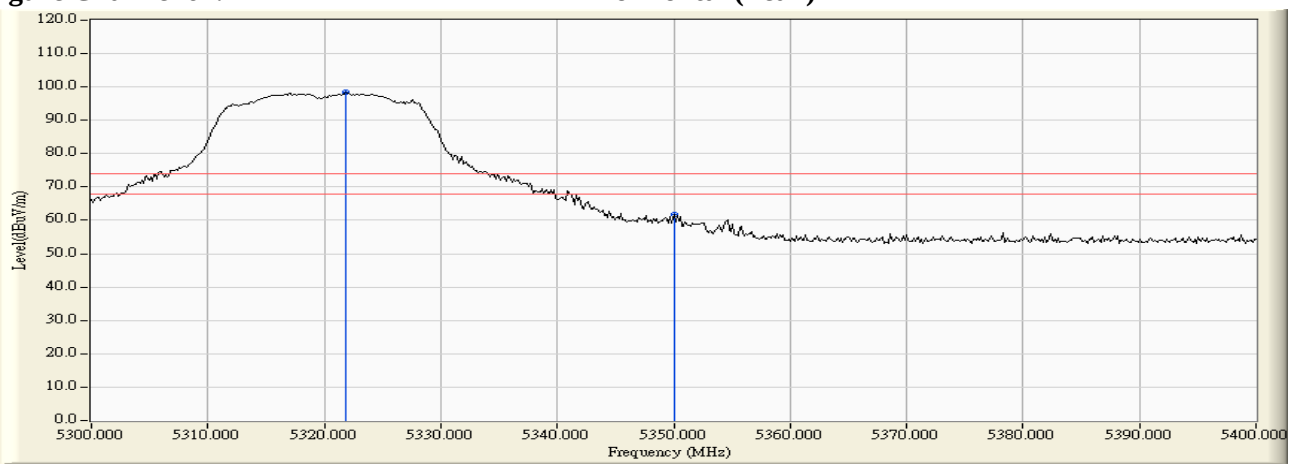

Figure Channel 64: Horizontal (Average)

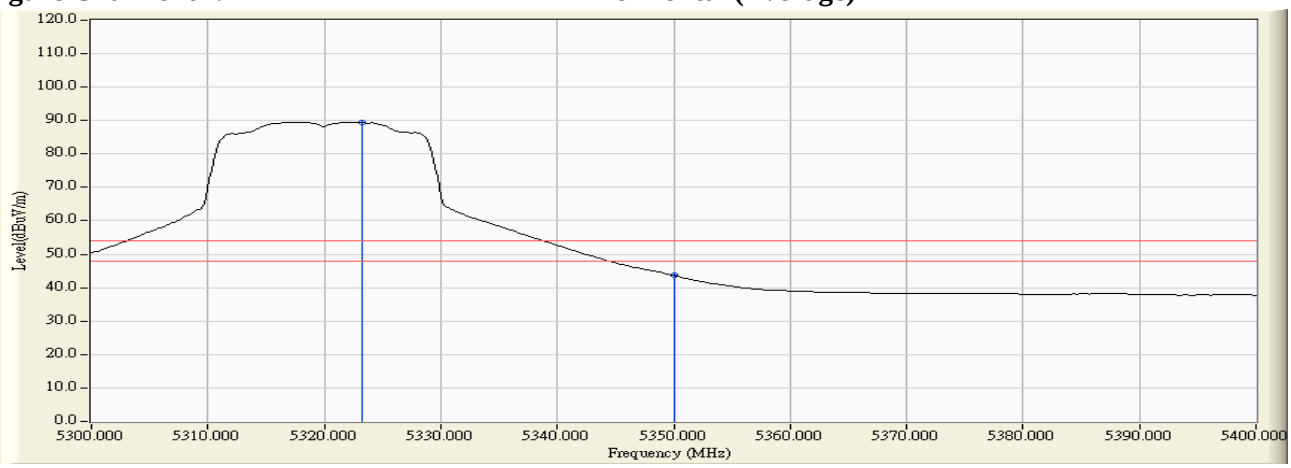

Note:

1. All readings above 1GHz are performed with peak and/or average measurements as necessary.
2. Peak measurements: RBW = 1MHz, VBW = 3 MHz, Sweep: Auto.
3. Average measurements: RBW = 1MHz, VBW = 10 Hz, Sweep: Auto.
4. " * ", means this data is the worst emission level.
5. Measurement Level = Reading Level + Correct Factor.
6. The average measurement was not performed when the peak measured data under the limit of average detection.

Product : Intel® Tri-Band Wireless-AC 18265
Test Item : Band Edge Data
Test Date : 2017/06/05
Test Mode : Mode 2 SISO B: Transmit (802.11n-20BW 7.2Mbps) -Channel 64 (5320MHz)

RF Radiated Measurement (Vertical):

Channel No.	Frequency (MHz)	Correct Factor (dB)	Reading Level (dBμV)	Emission Level (dBμV/m)	Peak Limit (dBμV/m)	Arerage Limit (dBμV/m)	Result
64 (Peak)	5318.551	13.019	89.176	102.195	--	--	--
64 (Peak)	5350.000	12.999	51.280	64.279	74.00	54.00	Pass
64 (Average)	5317.536	13.019	79.142	92.161	--	--	--
64 (Average)	5350.000	12.999	33.655	46.654	74.00	54.00	Pass

Figure Channel 64: Vertical (Peak)

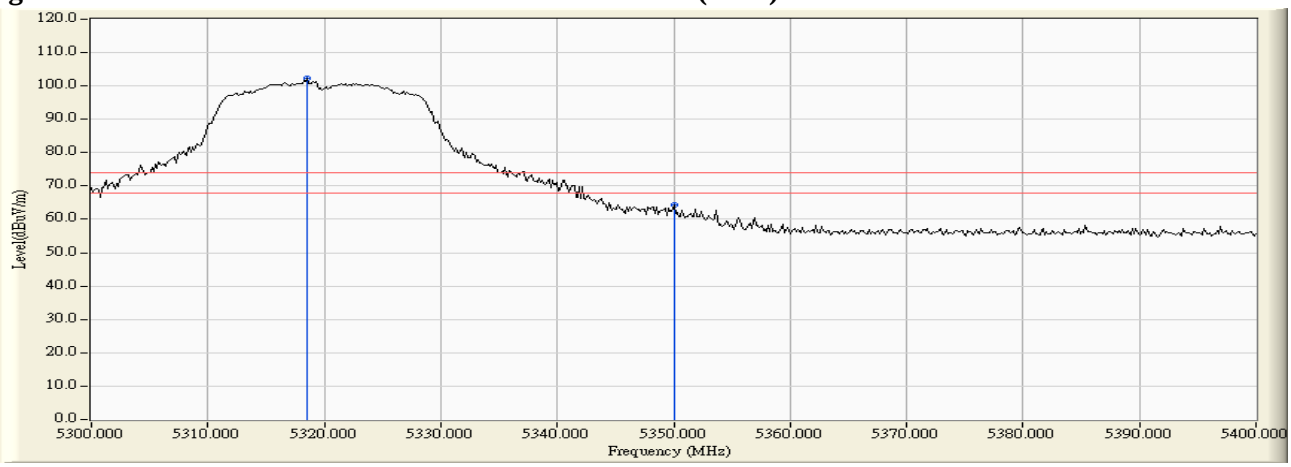

Figure Channel 64: Vertical (Average)

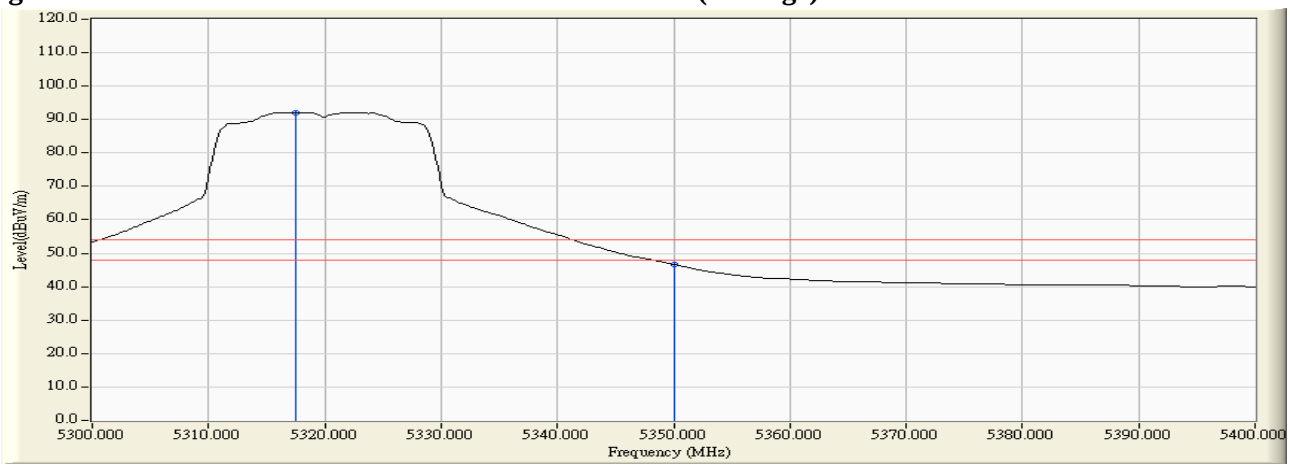

Note:

1. All readings above 1GHz are performed with peak and/or average measurements as necessary.
2. Peak measurements: RBW = 1MHz, VBW = 3 MHz, Sweep: Auto.
3. Average measurements: RBW = 1MHz, VBW = 10 Hz, Sweep: Auto.
4. " * ", means this data is the worst emission level.
5. Measurement Level = Reading Level + Correct Factor.
6. The average measurement was not performed when the peak measured data under the limit of average detection.

Product : Intel® Tri-Band Wireless-AC 18265
Test Item : Band Edge Data
Test Date : 2017/06/05
Test Mode : Mode 2 SISO B: Transmit (802.11n-20BW 7.2Mbps) -Channel 100 (5500MHz)

RF Radiated Measurement (Horizontal):

Channel No.	Frequency (MHz)	Correct Factor (dB)	Reading Level (dBμV)	Emission Level (dBμV/m)	Peak Limit (dBμV/m)	Arerage Limit (dBμV/m)	Result
100 (Peak)	5451.884	11.593	43.941	55.534	74.00	54.00	Pass
100 (Peak)	5460.000	11.703	42.245	53.948	74.00	54.00	Pass
100 (Peak)	5496.957	12.148	82.403	94.550	--	--	--
100 (Average)	5448.406	11.547	25.766	37.313	74.00	54.00	Pass
100 (Average)	5460.000	11.703	25.568	37.271	74.00	54.00	Pass
100 (Average)	5497.246	12.150	73.853	86.002	--	--	--

Figure Channel 100: Horizontal (Peak)

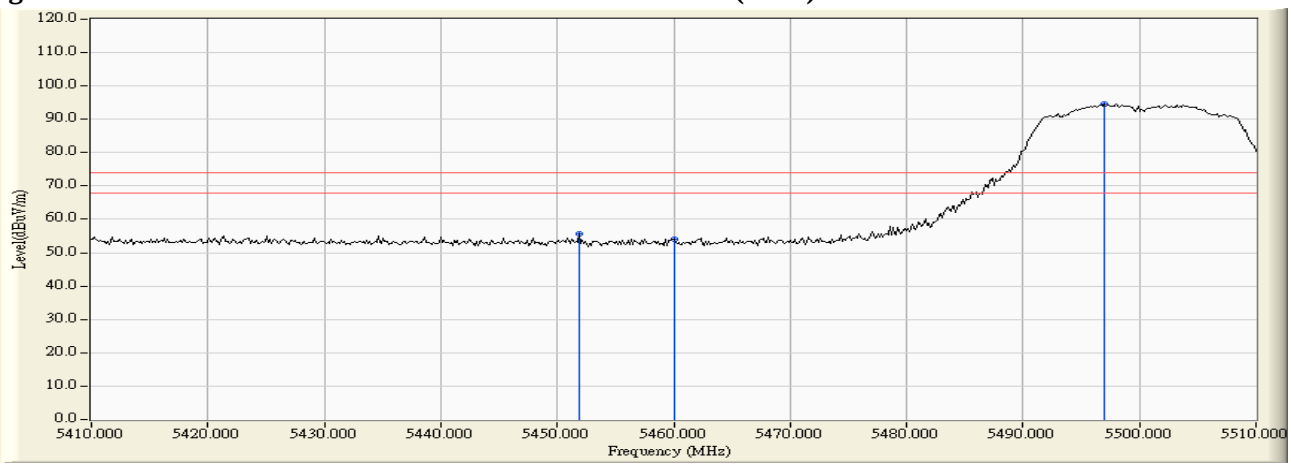

Figure Channel 100: Horizontal (Average)

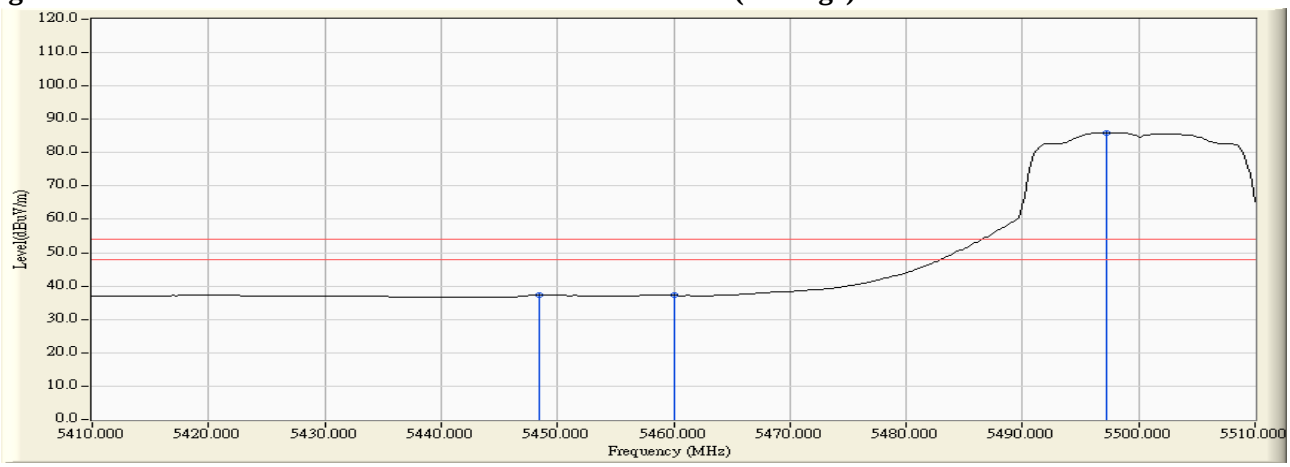

Note:

1. All readings above 1GHz are performed with peak and/or average measurements as necessary.
2. Peak measurements: RBW = 1MHz, VBW = 3 MHz, Sweep: Auto.
3. Average measurements: RBW = 1MHz, VBW = 10 Hz, Sweep: Auto.
4. " * ", means this data is the worst emission level.
5. Measurement Level = Reading Level + Correct Factor.
6. The average measurement was not performed when the peak measured data under the limit of average detection.

Product : Intel® Tri-Band Wireless-AC 18265
Test Item : Band Edge Data
Test Date : 2017/06/05
Test Mode : Mode 2 SISO B: Transmit (802.11n-20BW 7.2Mbps) -Channel 100 (5500MHz)

RF Radiated Measurement (Vertical):

Channel No.	Frequency (MHz)	Correct Factor (dB)	Reading Level (dBμV)	Emission Level (dBμV/m)	Peak Limit (dBμV/m)	Arerage Limit (dBμV/m)	Result
100 (Peak)	5422.899	13.127	43.800	56.928	74.00	54.00	Pass
100 (Peak)	5460.000	13.390	42.376	55.766	74.00	54.00	Pass
100 (Peak)	5502.609	13.638	84.720	98.357	--	--	--
100 (Average)	5448.116	13.306	25.674	38.980	74.00	54.00	Pass
100 (Average)	5460.000	13.390	25.481	38.871	74.00	54.00	Pass
100 (Average)	5502.899	13.639	75.818	89.456	--	--	--

Figure Channel 100: Vertical (Peak)

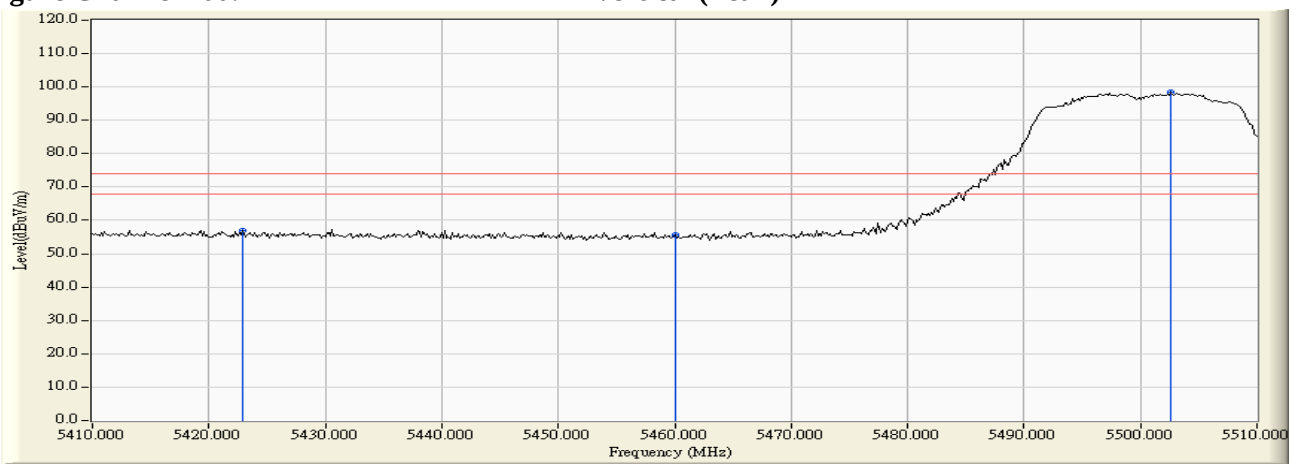

Figure Channel 100: Vertical (Average)

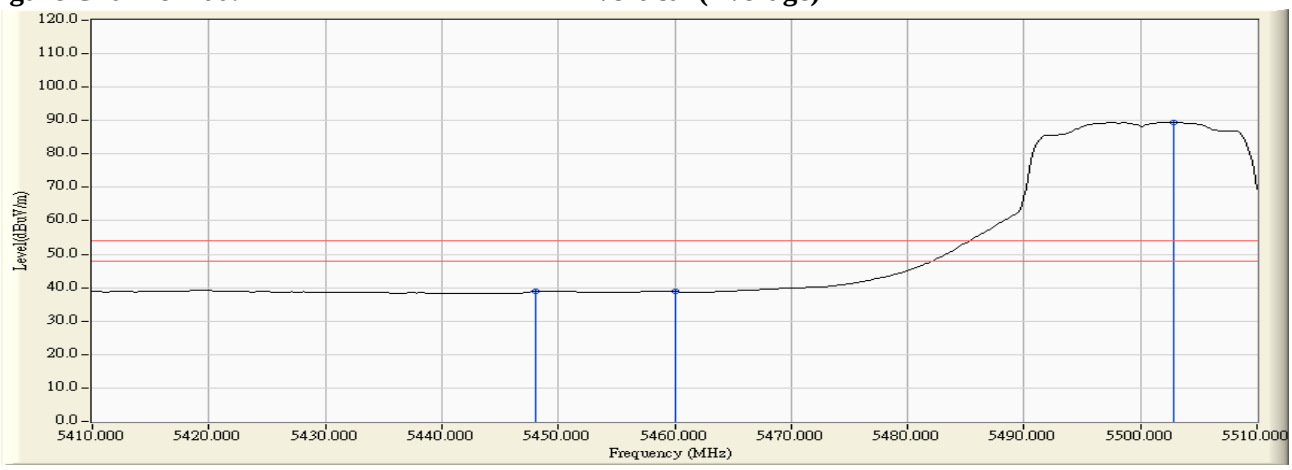

Note:

1. All readings above 1GHz are performed with peak and/or average measurements as necessary.
2. Peak measurements: RBW = 1MHz, VBW = 3 MHz, Sweep: Auto.
3. Average measurements: RBW = 1MHz, VBW = 10 Hz, Sweep: Auto.
4. " * ", means this data is the worst emission level.
5. Measurement Level = Reading Level + Correct Factor.
6. The average measurement was not performed when the peak measured data under the limit of average detection.

Product : Intel® Tri-Band Wireless-AC 18265
Test Item : Band Edge Data
Test Date : 2017/06/05
Test Mode : Mode 2 SISO B: Transmit (802.11n-20BW 7.2Mbps) -Channel 100 (5500MHz)

RF Radiated Measurement:

	Frequency (MHz)	Correct Factor (dB)	Reading Level (dBµV)	Measure Level (dBµV /m)	Margin (dB)	Limit (dBµV /m)	Result
Horizontal	5458.551	11.684	45.146	56.829	-11.391	68.220	Pass
Horizontal	5470.000	11.838	42.257	54.095	-14.125	68.220	Pass
Horizontal	5503.623	12.194	83.645	95.839	--	--	--

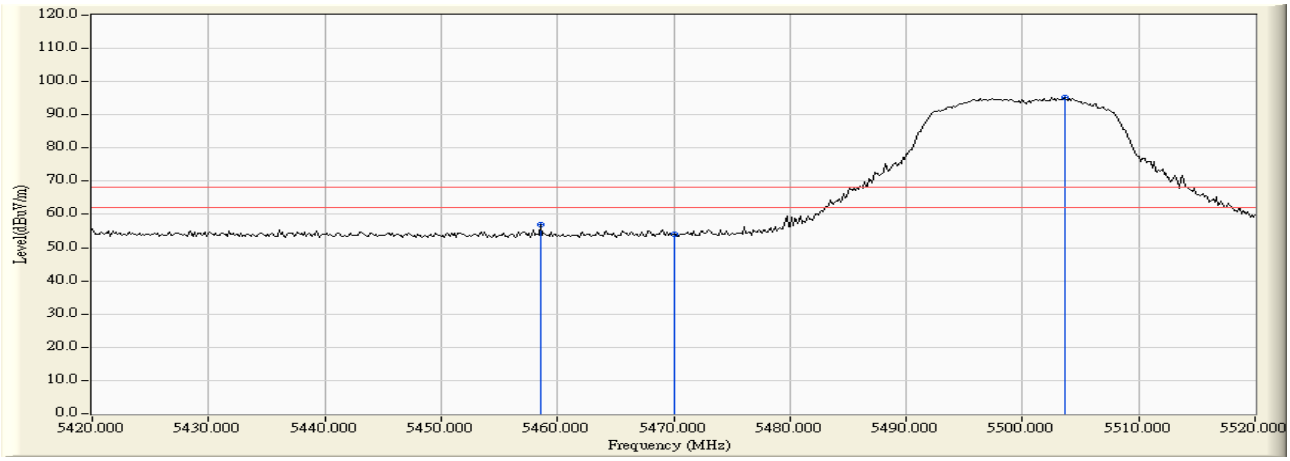

	Frequency (MHz)	Correct Factor (dB)	Reading Level (dBµV)	Measure Level (dBµV /m)	Margin (dB)	Limit (dBµV /m)	Result
Vertical	5457.681	13.373	43.892	57.265	-10.955	68.220	Pass
Vertical	5470.000	13.462	41.648	55.110	-13.110	68.220	Pass
Vertical	5502.754	13.638	85.391	99.029	--	--	--

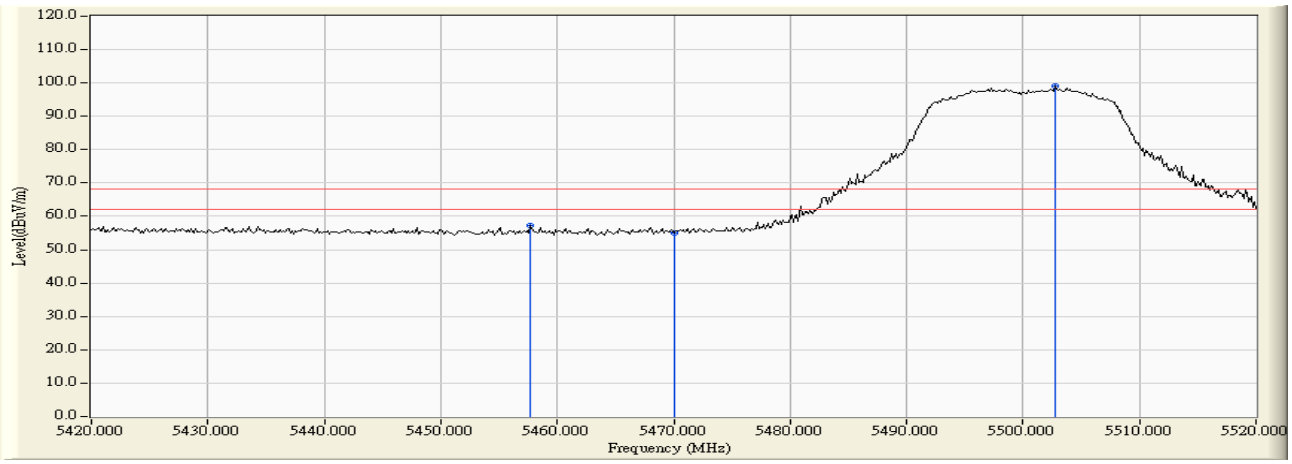

Product : Intel® Tri-Band Wireless-AC 18265
Test Item : Band Edge Data
Test Date : 2017/06/05
Test Mode : Mode 2 SISO B: Transmit (802.11n-20BW 7.2Mbps) -Channel 140 (5700MHz)

RF Radiated Measurement:

	Frequency (MHz)	Correct Factor (dB)	Reading Level (dBμV)	Measure Level (dBμV /m)	Margin (dB)	Limit (dBμV /m)	Result
Horizontal	5702.826	11.645	81.352	92.998	--	--	--
Horizontal	5725.000	11.592	42.519	54.111	-14.109	68.220	Pass
Horizontal	5741.957	11.538	43.675	55.213	-13.007	68.220	Pass

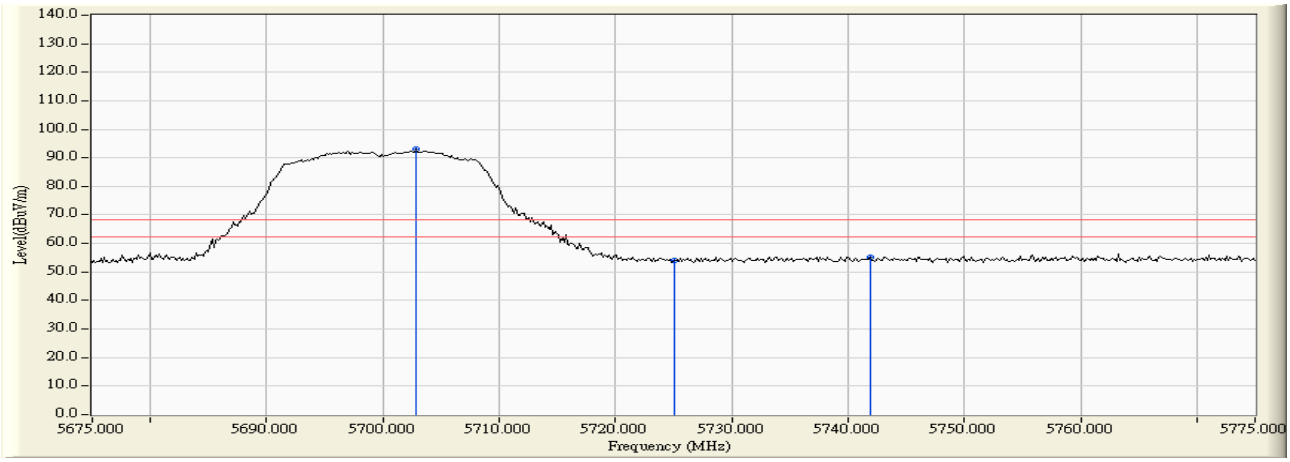

	Frequency (MHz)	Correct Factor (dB)	Reading Level (dBμV)	Measure Level (dBμV /m)	Margin (dB)	Limit (dBμV /m)	Result
Vertical	5702.536	12.998	78.947	91.945	--	--	--
Vertical	5725.000	12.930	43.044	55.974	-12.246	68.220	Pass

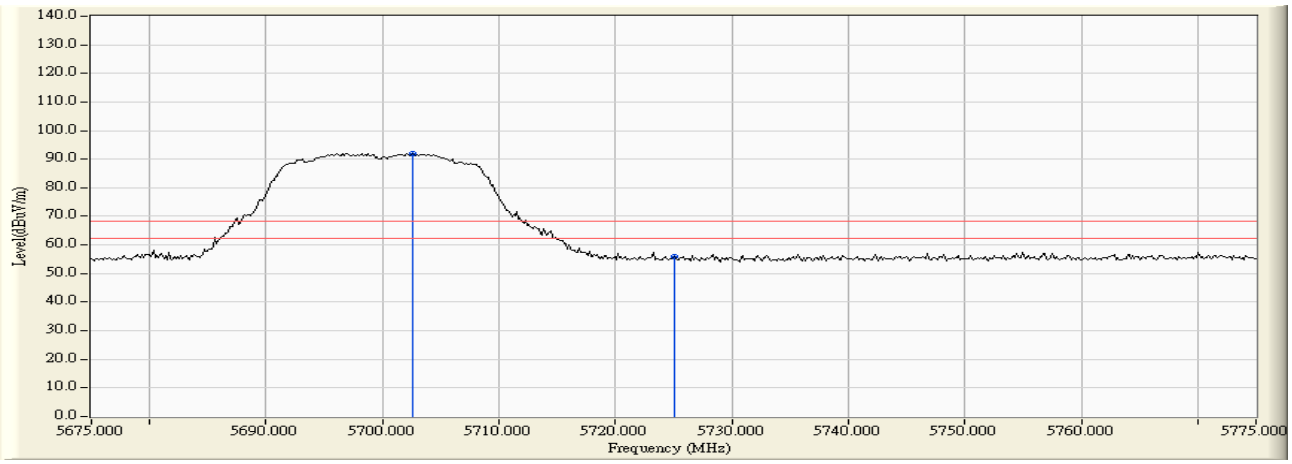

Product : Intel® Tri-Band Wireless-AC 18265
Test Item : Band Edge Data
Test Date : 2017/06/05
Test Mode : Mode 2 SISO B: Transmit (802.11n-20BW 7.2Mbps) -Channel 149 (5745MHz)

RF Radiated Measurement:

	Frequency (MHz)	Correct Factor (dB)	Reading Level (dBµV)	Measure Level (dBµV /m)	Margin (dB)	Limit (dBµV /m)	Result
Horizontal	5621.051	11.486	44.260	55.746	-12.474	68.220	Pass
Horizontal	5650.000	11.554	41.976	53.531	-14.689	68.220	Pass
Horizontal	5698.152	11.648	45.284	56.933	-46.900	103.833	Pass
Horizontal	5700.000	11.647	43.199	54.846	-50.354	105.200	Pass
Horizontal	5720.000	11.607	53.016	64.623	-46.177	110.800	Pass
Horizontal	5725.000	11.592	60.506	72.098	-50.102	122.200	Pass
Horizontal	5743.043	11.534	86.889	98.423	--	--	--

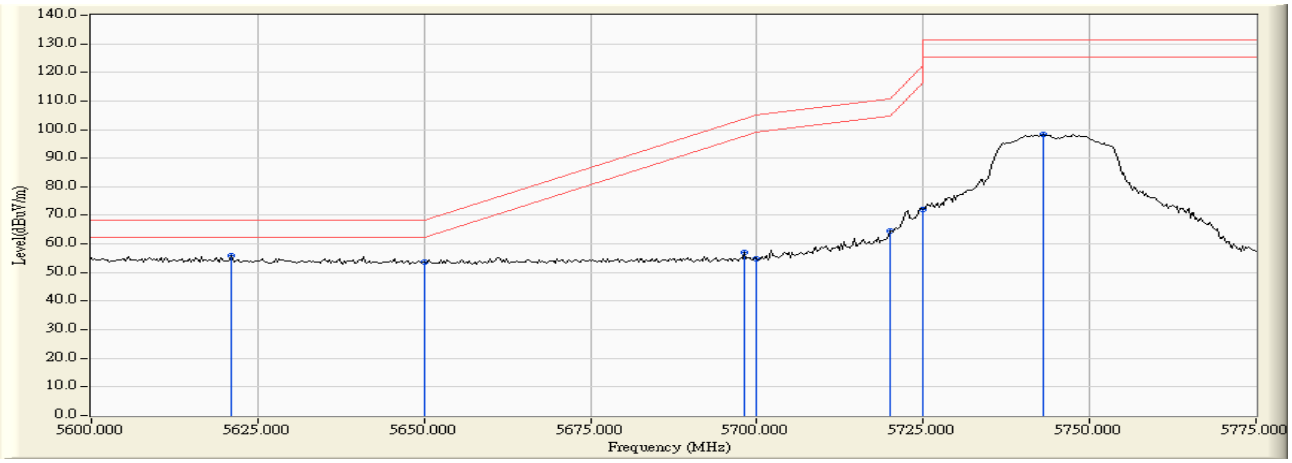

Product : Intel® Tri-Band Wireless-AC 18265
Test Item : Band Edge Data
Test Date : 2017/06/05
Test Mode : Mode 2 SISO B: Transmit (802.11n-20BW 7.2Mbps) -Channel 149 (5745MHz)

RF Radiated Measurement:

	Frequency (MHz)	Correct Factor (dB)	Reading Level (dBµV)	Measure Level (dBµV /m)	Margin (dB)	Limit (dBµV /m)	Result
Vertical	5647.174	13.030	43.253	56.283	-11.937	68.220	Pass
Vertical	5650.000	13.029	42.101	55.130	-13.090	68.220	Pass
Vertical	5700.000	13.003	42.377	55.380	-49.820	105.200	Pass
Vertical	5720.000	12.947	50.637	63.584	-47.216	110.800	Pass
Vertical	5725.000	12.930	58.882	71.812	-50.388	122.200	Pass
Vertical	5740.761	12.876	83.731	96.607	--	--	--

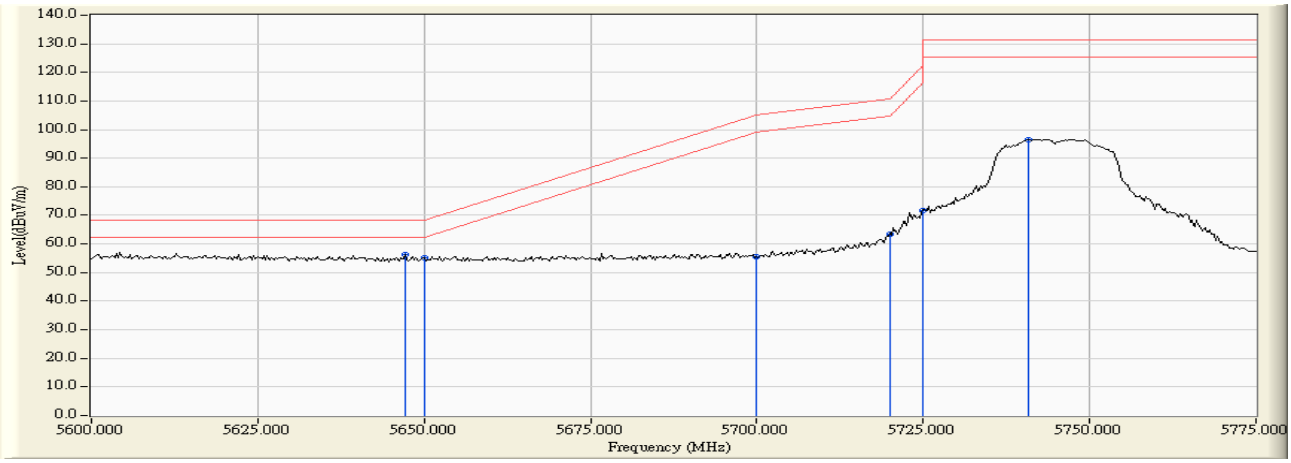

Product : Intel® Tri-Band Wireless-AC 18265
Test Item : Band Edge Data
Test Date : 2017/06/05
Test Mode : Mode 2 SISO B: Transmit (802.11n-20BW 7.2Mbps) -Channel 165 (5825MHz)

RF Radiated Measurement:

	Frequency (MHz)	Correct Factor (dB)	Reading Level (dBµV)	Measure Level (dBµV /m)	Margin (dB)	Limit (dBµV /m)	Result
Horizontal	5826.377	11.538	87.180	98.717	--	--	--
Horizontal	5850.000	11.701	52.975	64.676	-57.524	122.200	Pass
Horizontal	5855.000	11.735	51.479	63.214	-47.586	110.800	Pass
Horizontal	5875.000	11.873	44.577	56.450	-48.750	105.200	Pass
Horizontal	5925.000	12.068	42.255	54.324	-13.876	68.200	Pass

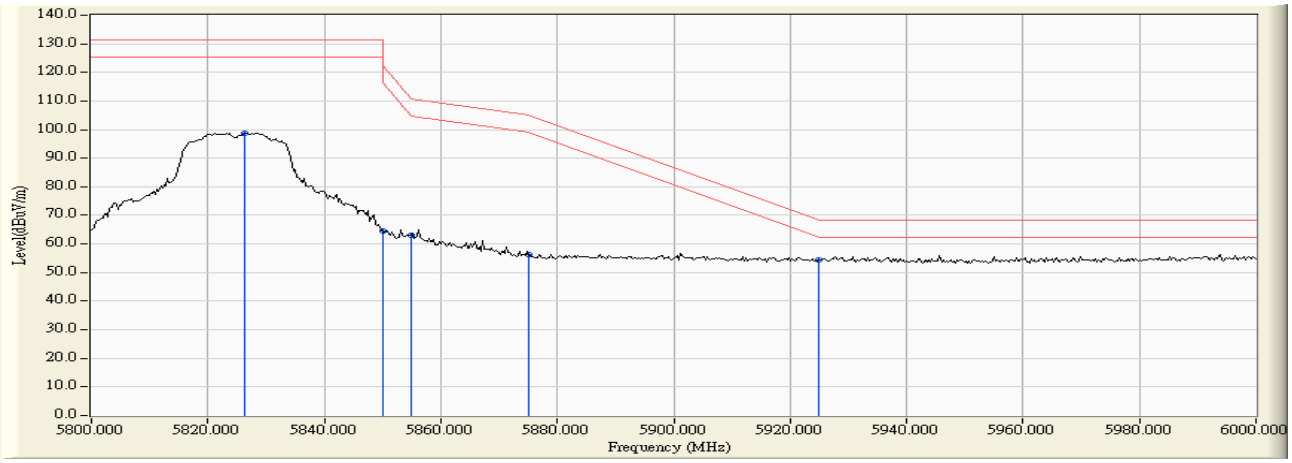

Product : Intel® Tri-Band Wireless-AC 18265
Test Item : Band Edge Data
Test Date : 2017/06/05
Test Mode : Mode 2 SISO B: Transmit (802.11n-20BW 7.2Mbps) -Channel 165 (5825MHz)

RF Radiated Measurement:

	Frequency (MHz)	Correct Factor (dB)	Reading Level (dBµV)	Measure Level (dBµV /m)	Margin (dB)	Limit (dBµV /m)	Result
Vertical	5825.000	12.721	83.178	95.899	--	--	--
Vertical	5850.000	12.774	51.146	63.920	-58.280	122.200	Pass
Vertical	5855.000	12.784	48.568	61.352	-49.448	110.800	Pass
Vertical	5875.000	12.825	43.628	56.453	-48.747	105.200	Pass
Vertical	5925.000	12.911	41.634	54.545	-13.655	68.200	Pass

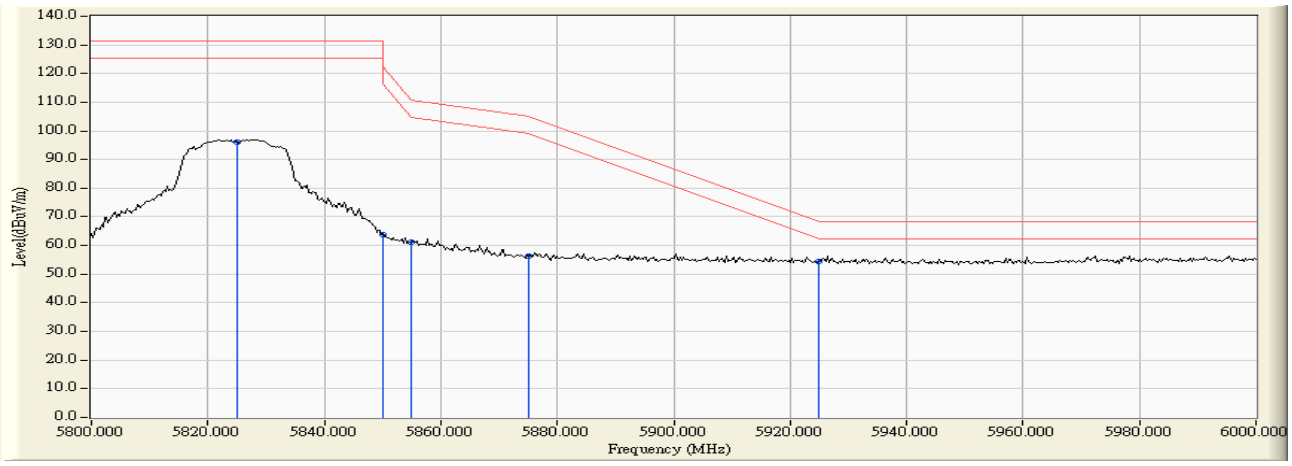

Product : Intel® Tri-Band Wireless-AC 18265
Test Item : Band Edge Data
Test Date : 2017/06/05
Test Mode : Mode 2 SISO B: Transmit (802.11n-40BW 15Mbps) -Channel 38 (5190MHz)

RF Radiated Measurement (Horizontal):

Channel No.	Frequency (MHz)	Correct Factor (dB)	Reading Level (dBμV)	Emission Level (dBμV/m)	Peak Limit (dBμV/m)	Average Limit (dBμV/m)	Result
38 (Peak)	5149.420	10.472	43.906	54.378	74.00	54.00	Pass
38 (Peak)	5150.000	10.470	42.655	53.126	74.00	54.00	Pass
38 (Peak)	5199.565	10.341	79.389	89.730	--	--	--
38 (Average)	5150.000	10.470	26.618	37.089	74.00	54.00	Pass
38 (Average)	5198.406	10.338	70.258	80.595	--	--	--

Figure Channel 38: Horizontal (Peak)

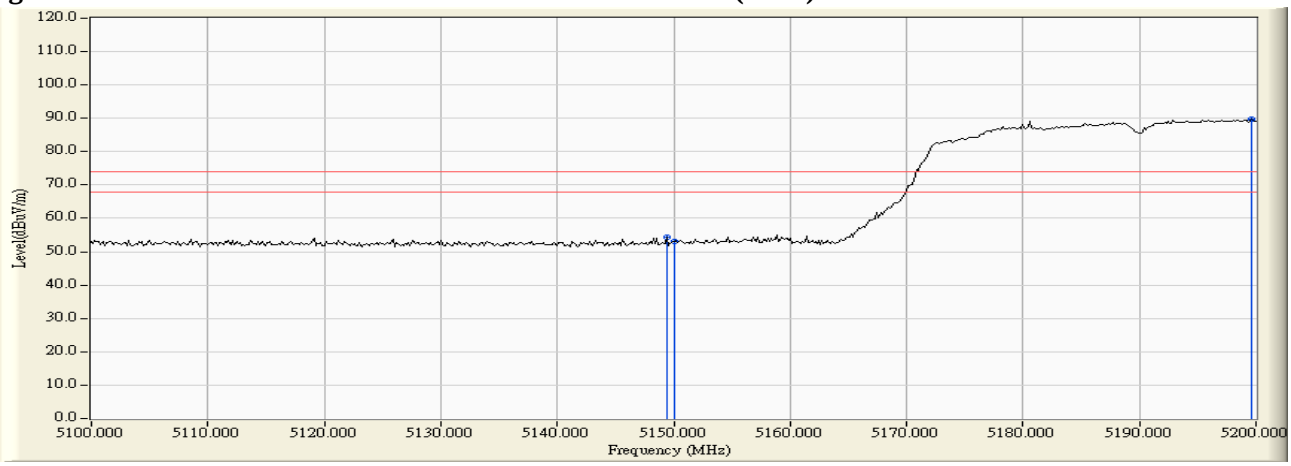

Figure Channel 38: Horizontal (Average)

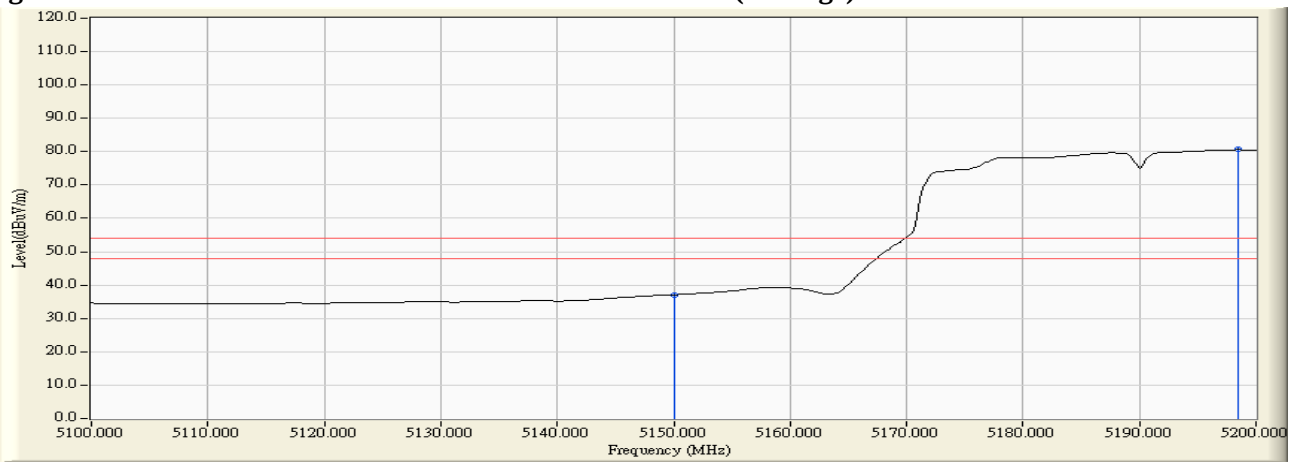

Note:

1. All readings above 1GHz are performed with peak and/or average measurements as necessary.
2. Peak measurements: RBW = 1MHz, VBW = 3 MHz, Sweep: Auto.
3. Average measurements: RBW = 1MHz, VBW = 10 Hz, Sweep: Auto.
4. " * ", means this data is the worst emission level.
5. Measurement Level = Reading Level + Correct Factor.
6. The average measurement was not performed when the peak measured data under the limit of average detection.

Product : Intel® Tri-Band Wireless-AC 18265
Test Item : Band Edge Data
Test Date : 2017/06/05
Test Mode : Mode 2 SISO B: Transmit (802.11n-40BW 15Mbps) -Channel 38 (5190MHz)

RF Radiated Measurement (Vertical):

Channel No.	Frequency (MHz)	Correct Factor (dB)	Reading Level (dBμV)	Emission Level (dBμV/m)	Peak Limit (dBμV/m)	Average Limit (dBμV/m)	Result
38 (Peak)	5148.841	12.386	44.404	56.790	74.00	54.00	Pass
38 (Peak)	5150.000	12.390	44.103	56.493	74.00	54.00	Pass
38 (Peak)	5195.072	12.552	82.413	94.964	--	--	--
38 (Average)	5150.000	12.390	30.074	42.464	74.00	54.00	Pass
38 (Average)	5198.406	12.561	73.535	86.095	--	--	--

Figure Channel 38: Vertical (Peak)

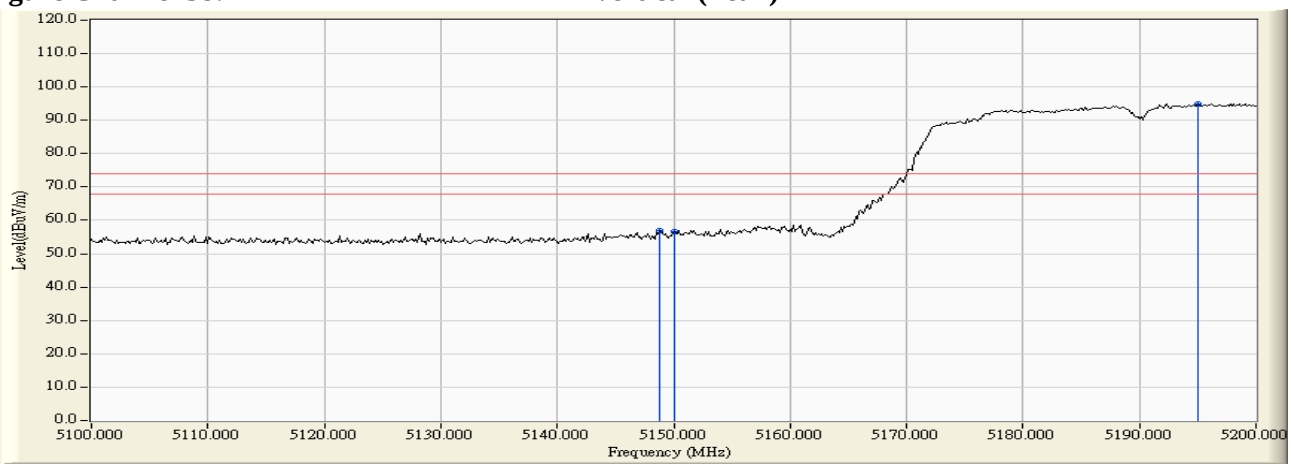

Figure Channel 38: Vertical (Average)

Note:

1. All readings above 1GHz are performed with peak and/or average measurements as necessary.
2. Peak measurements: RBW = 1MHz, VBW = 3 MHz, Sweep: Auto.
3. Average measurements: RBW = 1MHz, VBW = 10 Hz, Sweep: Auto.
4. " * ", means this data is the worst emission level.
5. Measurement Level = Reading Level + Correct Factor.
6. The average measurement was not performed when the peak measured data under the limit of average detection.

Product : Intel® Tri-Band Wireless-AC 18265
Test Item : Band Edge Data
Test Date : 2017/06/05
Test Mode : Mode 2 SISO B: Transmit (802.11n-40BW 15Mbps) -Channel 62 (5310MHz)

RF Radiated Measurement (Horizontal):

Channel No.	Frequency (MHz)	Correct Factor (dB)	Reading Level (dBμV)	Emission Level (dBμV/m)	Peak Limit (dBμV/m)	Arerage Limit (dBμV/m)	Result
62 (Peak)	5311.739	11.122	79.598	90.720	--	--	--
62 (Peak)	5350.000	11.024	43.846	54.870	74.00	54.00	Pass
62 (Peak)	5353.333	11.016	45.053	56.068	74.00	54.00	Pass
62 (Average)	5305.217	11.139	69.919	81.058	--	--	--
62 (Average)	5350.000	11.024	27.521	38.545	74.00	54.00	Pass

Figure Channel 62: Horizontal (Peak)

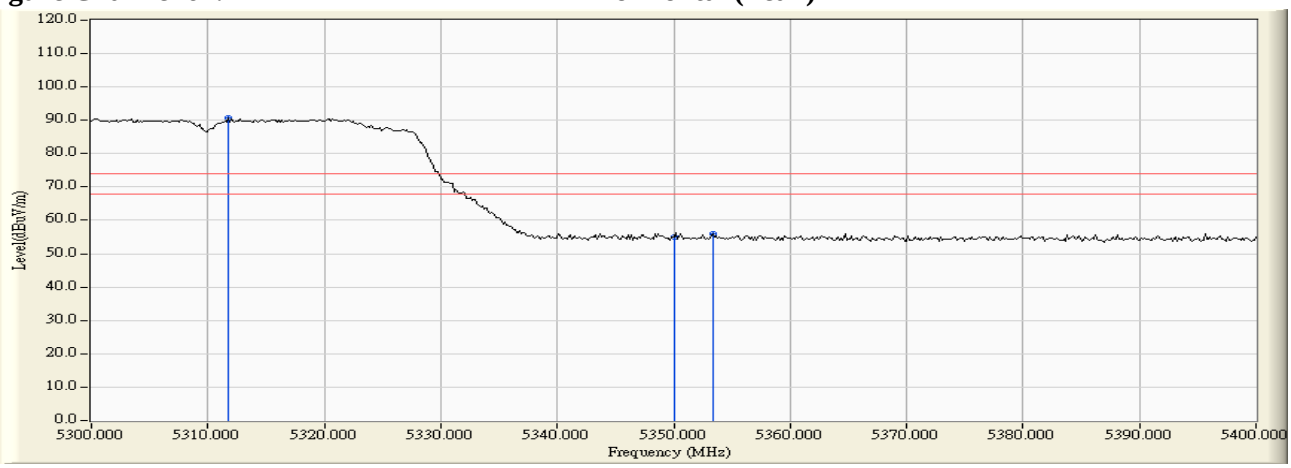

Figure Channel 62: Horizontal (Average)

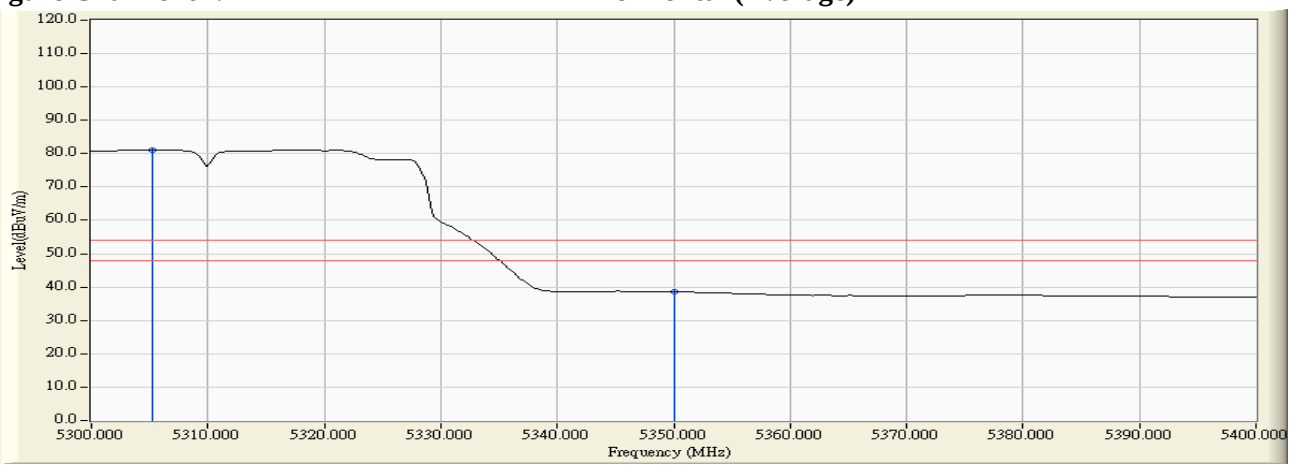

Note:

1. All readings above 1GHz are performed with peak and/or average measurements as necessary.
2. Peak measurements: RBW = 1MHz, VBW = 3 MHz, Sweep: Auto.
3. Average measurements: RBW = 1MHz, VBW = 10 Hz, Sweep: Auto.
4. " * ", means this data is the worst emission level.
5. Measurement Level = Reading Level + Correct Factor.
6. The average measurement was not performed when the peak measured data under the limit of average detection.

Product : Intel® Tri-Band Wireless-AC 18265
Test Item : Band Edge Data
Test Date : 2017/06/05
Test Mode : Mode 2 SISO B: Transmit (802.11n-40BW 15Mbps) -Channel 62 (5310MHz)

RF Radiated Measurement (Vertical):

Channel No.	Frequency (MHz)	Correct Factor (dB)	Reading Level (dBμV)	Emission Level (dBμV/m)	Peak Limit (dBμV/m)	Arerage Limit (dBμV/m)	Result
62 (Peak)	5300.435	13.027	80.843	93.870	--	--	--
62 (Peak)	5350.000	12.999	42.737	55.736	74.00	54.00	Pass
62 (Peak)	5356.957	12.995	45.027	58.021	74.00	54.00	Pass
62 (Average)	5316.232	13.020	71.547	84.567	--	--	--
62 (Average)	5350.000	12.999	27.676	40.675	74.00	54.00	Pass

Figure Channel 62: Vertical (Peak)

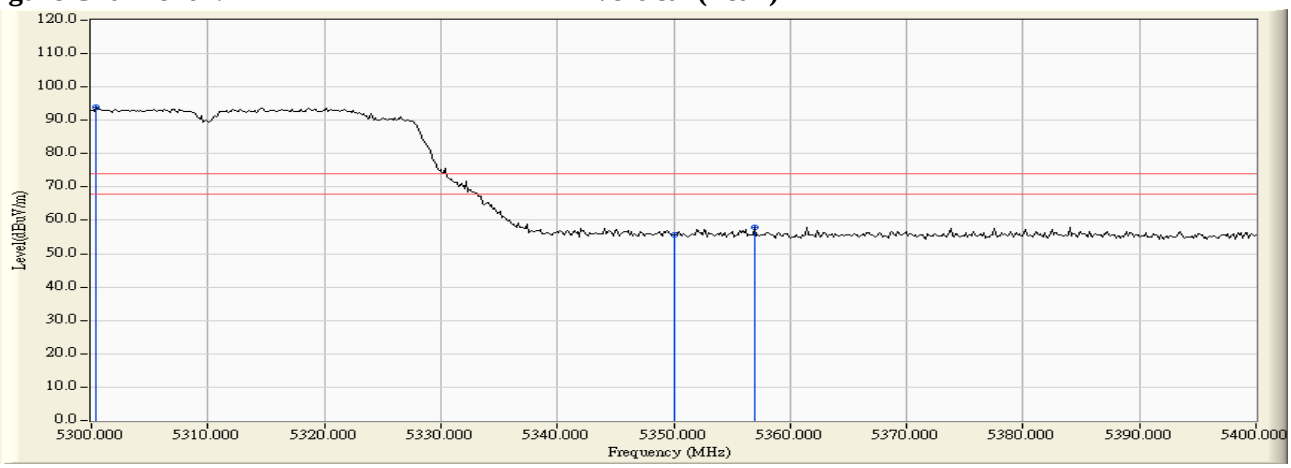

Figure Channel 62: Vertical (Average)

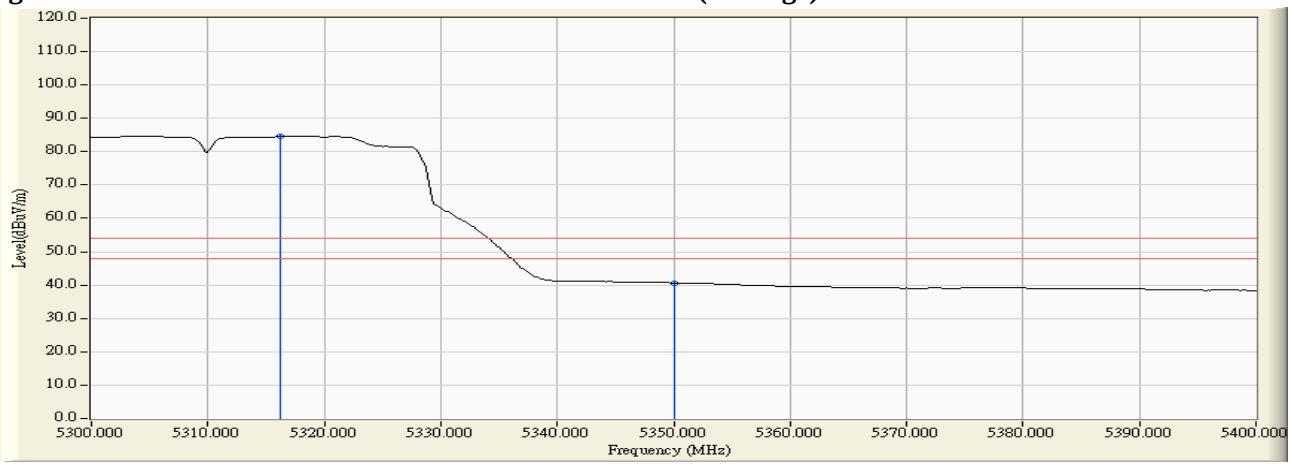

Note:

1. All readings above 1GHz are performed with peak and/or average measurements as necessary.
2. Peak measurements: RBW = 1MHz, VBW = 3 MHz, Sweep: Auto.
3. Average measurements: RBW = 1MHz, VBW = 10 Hz, Sweep: Auto.
4. " * ", means this data is the worst emission level.
5. Measurement Level = Reading Level + Correct Factor.
6. The average measurement was not performed when the peak measured data under the limit of average detection.

Product : Intel® Tri-Band Wireless-AC 18265
Test Item : Band Edge Data
Test Date : 2017/06/05
Test Mode : Mode 2 SISO B: Transmit (802.11n-40BW 15Mbps) -Channel 102 (5510MHz)

RF Radiated Measurement (Horizontal):

Channel No.	Frequency (MHz)	Correct Factor (dB)	Reading Level (dBμV)	Emission Level (dBμV/m)	Peak Limit (dBμV/m)	Arerage Limit (dBμV/m)	Result
102 (Peak)	5449.855	11.567	43.732	55.298	74.00	54.00	Pass
102 (Peak)	5460.000	11.703	40.946	52.649	74.00	54.00	Pass
102 (Peak)	5500.000	12.168	74.936	87.105	--	--	--
102 (Average)	5448.116	11.544	25.188	36.731	74.00	54.00	Pass
102 (Average)	5460.000	11.703	24.583	36.286	74.00	54.00	Pass
102 (Average)	5507.536	12.183	66.018	78.201	--	--	--

Figure Channel 102: Horizontal (Peak)

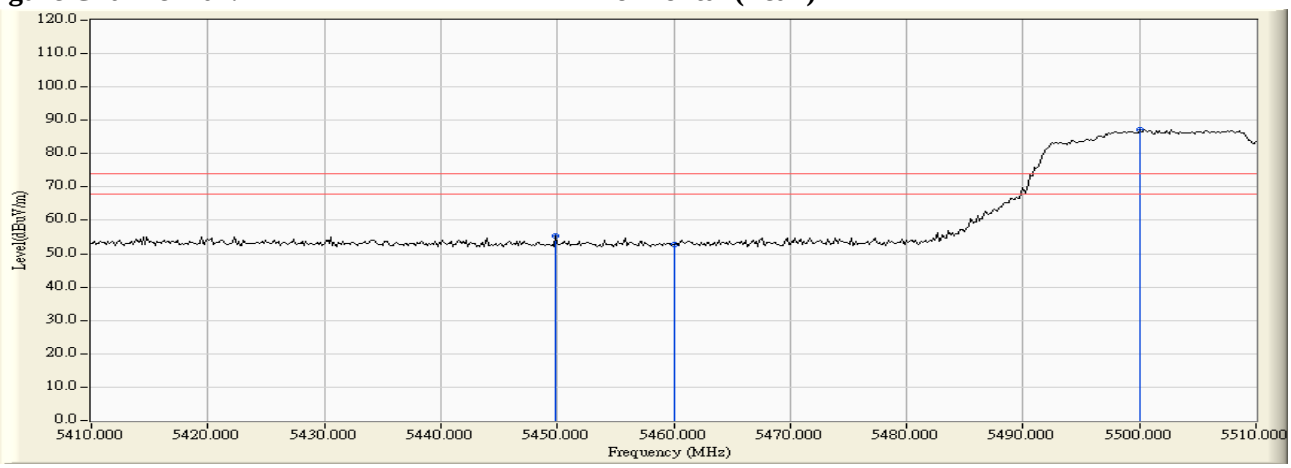

Figure Channel 102: Horizontal (Average)

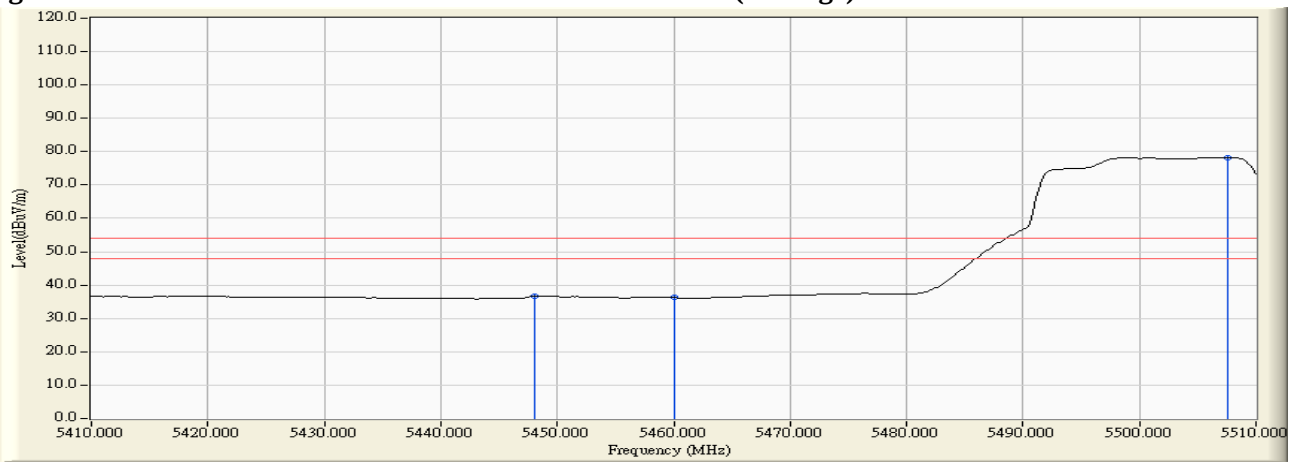

Note:

1. All readings above 1GHz are performed with peak and/or average measurements as necessary.
2. Peak measurements: RBW = 1MHz, VBW = 3 MHz, Sweep: Auto.
3. Average measurements: RBW = 1MHz, VBW = 10 Hz, Sweep: Auto.
4. " * ", means this data is the worst emission level.
5. Measurement Level = Reading Level + Correct Factor.
6. The average measurement was not performed when the peak measured data under the limit of average detection.

Product : Intel® Tri-Band Wireless-AC 18265
Test Item : Band Edge Data
Test Date : 2017/06/05
Test Mode : Mode 2 SISO B: Transmit (802.11n-40BW 15Mbps) -Channel 102 (5510MHz)

RF Radiated Measurement (Vertical):

Channel No.	Frequency (MHz)	Correct Factor (dB)	Reading Level (dBμV)	Emission Level (dBμV/m)	Peak Limit (dBμV/m)	Arerage Limit (dBμV/m)	Result
102 (Peak)	5444.348	13.280	43.626	56.906	74.00	54.00	Pass
102 (Peak)	5460.000	13.390	42.129	55.519	74.00	54.00	Pass
102 (Peak)	5505.362	13.642	76.146	89.788	--	--	--
102 (Average)	5448.551	13.309	25.281	38.590	74.00	54.00	Pass
102 (Average)	5460.000	13.390	24.729	38.119	74.00	54.00	Pass
102 (Average)	5507.681	13.628	66.718	80.346	--	--	--

Figure Channel 102: Vertical (Peak)

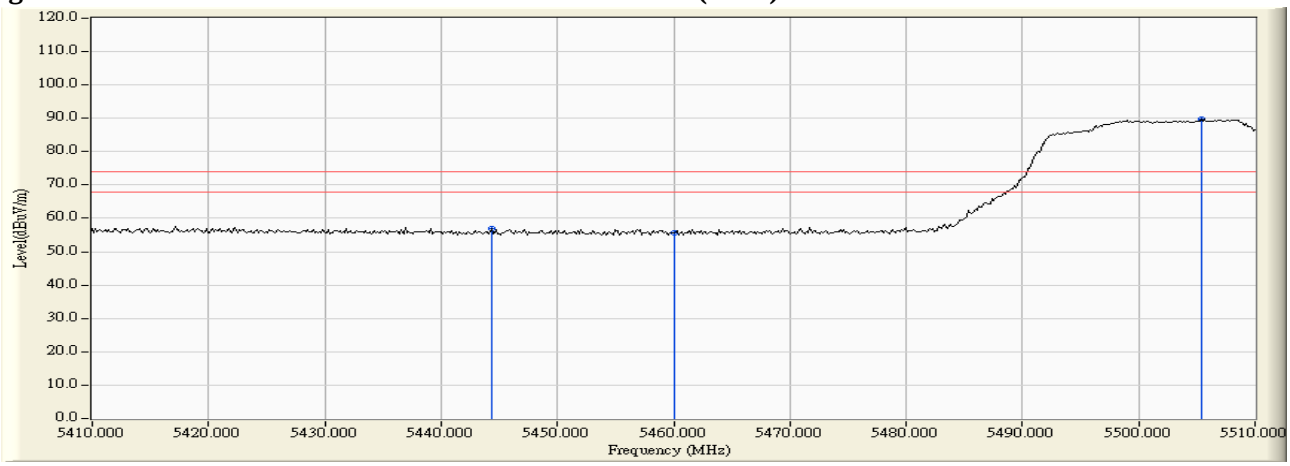

Figure Channel 102: Vertical (Average)

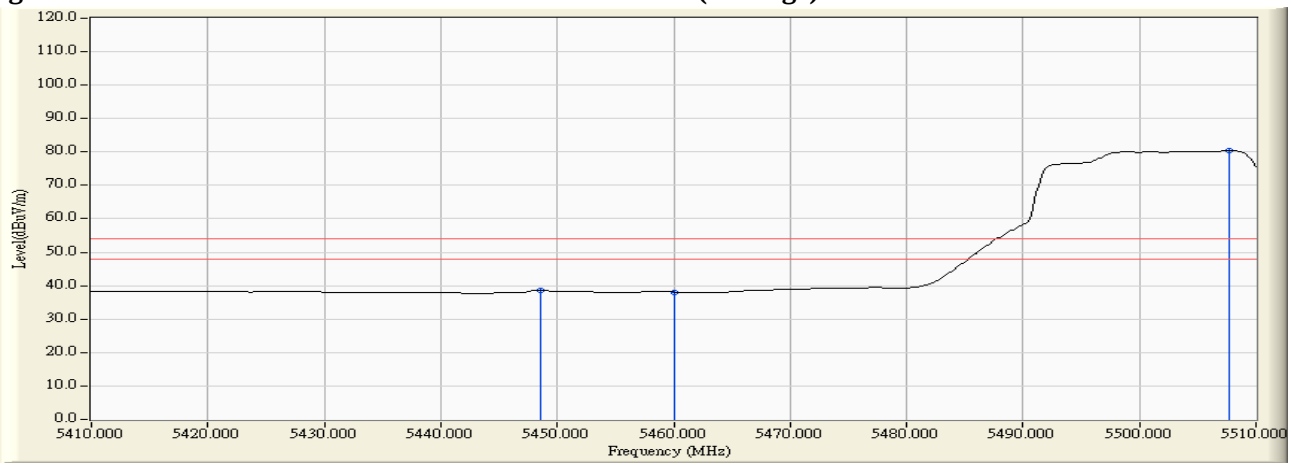

Note:

1. All readings above 1GHz are performed with peak and/or average measurements as necessary.
2. Peak measurements: RBW = 1MHz, VBW = 3 MHz, Sweep: Auto.
3. Average measurements: RBW = 1MHz, VBW = 10 Hz, Sweep: Auto.
4. " * ", means this data is the worst emission level.
5. Measurement Level = Reading Level + Correct Factor.
6. The average measurement was not performed when the peak measured data under the limit of average detection.

Product : Intel® Tri-Band Wireless-AC 18265
Test Item : Band Edge Data
Test Date : 2017/06/07
Test Mode : Mode 2 SISO B: Transmit (802.11n-40BW 15Mbps) -Channel 102 (5510MHz)

RF Radiated Measurement:

	Frequency (MHz)	Correct Factor (dB)	Reading Level (dBµV)	Measure Level (dBµV /m)	Margin (dB)	Limit (dBµV /m)	Result
Horizontal	5470.000	11.838	43.063	54.901	-13.319	68.220	Pass
Horizontal	5507.971	12.179	74.524	86.704	--	--	--

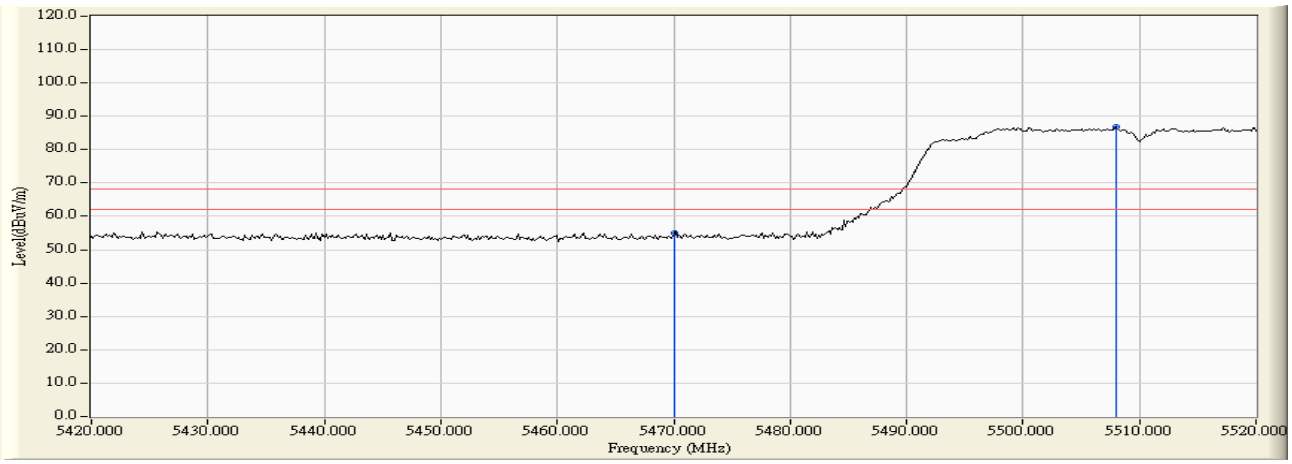

	Frequency (MHz)	Correct Factor (dB)	Reading Level (dBµV)	Measure Level (dBµV /m)	Margin (dB)	Limit (dBµV /m)	Result
Vertical	5469.710	13.460	42.908	56.368	-11.852	68.220	Pass
Vertical	5470.000	13.462	41.289	54.751	-13.469	68.220	Pass
Vertical	5519.710	13.550	78.681	92.231	--	--	--

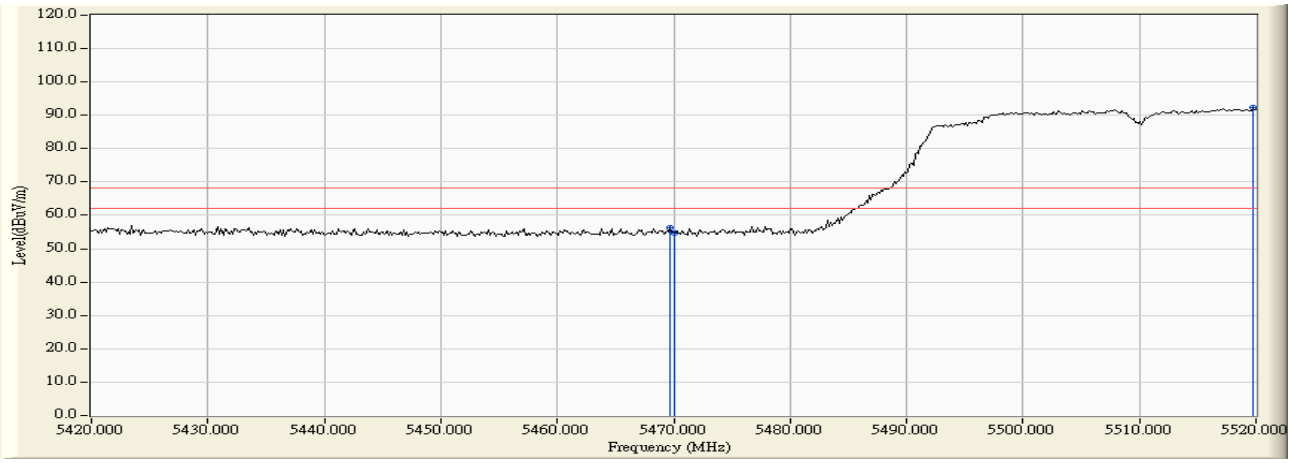

Product : Intel® Tri-Band Wireless-AC 18265
Test Item : Band Edge Data
Test Date : 2017/06/07
Test Mode : Mode 2 SISO B: Transmit (802.11n-40BW 15Mbps) -Channel 134 (5670MHz)

RF Radiated Measurement:

	Frequency (MHz)	Correct Factor (dB)	Reading Level (dBμV)	Measure Level (dBμV /m)	Margin (dB)	Limit (dBμV /m)	Result
Horizontal	5676.159	11.616	78.956	90.572	--	--	--
Horizontal	5725.000	11.592	43.593	55.185	-13.035	68.220	Pass
Horizontal	5727.319	11.585	45.215	56.800	-11.420	68.220	Pass

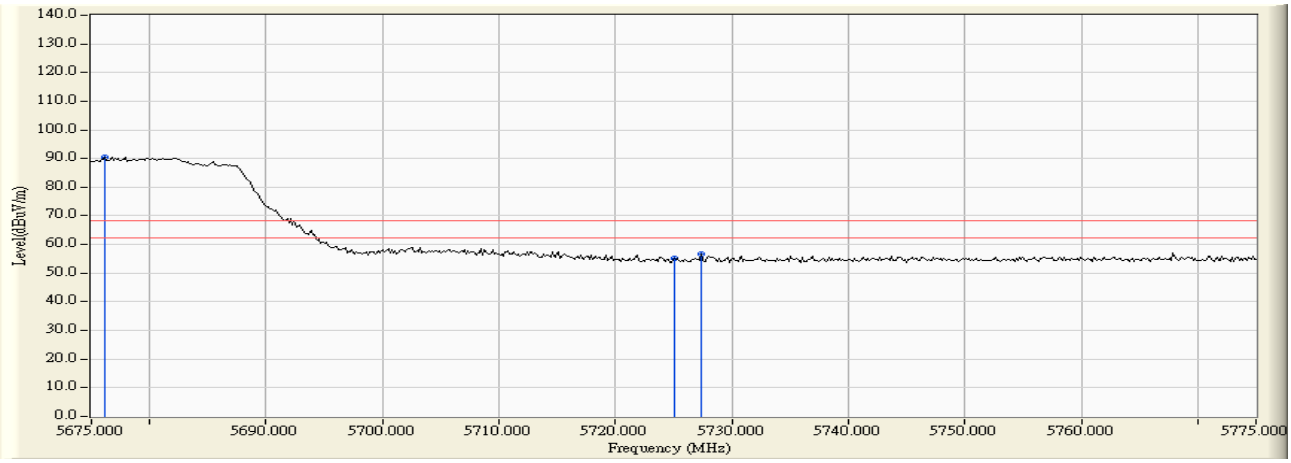

	Frequency (MHz)	Correct Factor (dB)	Reading Level (dBμV)	Measure Level (dBμV /m)	Margin (dB)	Limit (dBμV /m)	Result
Vertical	5679.928	13.022	77.809	90.831	--	--	--
Vertical	5725.000	12.930	42.957	55.887	-12.333	68.220	Pass

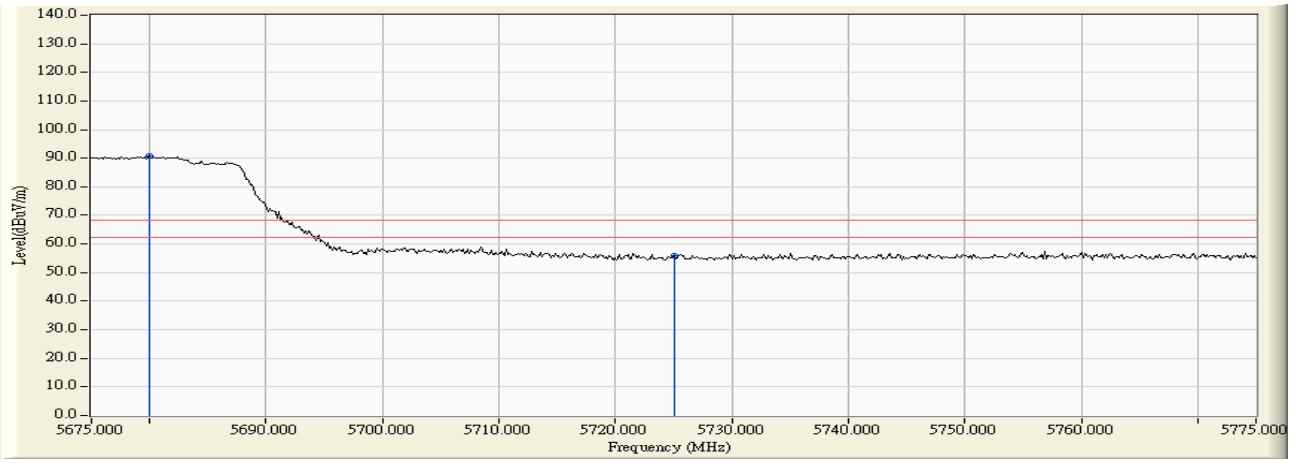

Product : Intel® Tri-Band Wireless-AC 18265
Test Item : Band Edge Data
Test Date : 2017/06/07
Test Mode : Mode 2 SISO B: Transmit (802.11n-40BW 15Mbps) -Channel 151 (5755MHz)

RF Radiated Measurement:

	Frequency (MHz)	Correct Factor (dB)	Reading Level (dBµV)	Measure Level (dBµV /m)	Margin (dB)	Limit (dBµV /m)	Result
Horizontal	5644.638	11.542	42.597	54.139	-14.081	68.220	Pass
Horizontal	5650.000	11.554	41.806	53.361	-14.859	68.220	Pass
Horizontal	5698.406	11.649	48.313	59.961	-44.060	104.021	Pass
Horizontal	5700.000	11.647	46.568	58.215	-46.985	105.200	Pass
Horizontal	5718.442	11.612	58.698	70.310	-40.054	110.364	Pass
Horizontal	5720.000	11.607	56.941	68.548	-42.252	110.800	Pass
Horizontal	5725.000	11.592	58.169	69.761	-52.439	122.200	Pass
Horizontal	5746.341	11.523	85.036	96.560	--	--	--

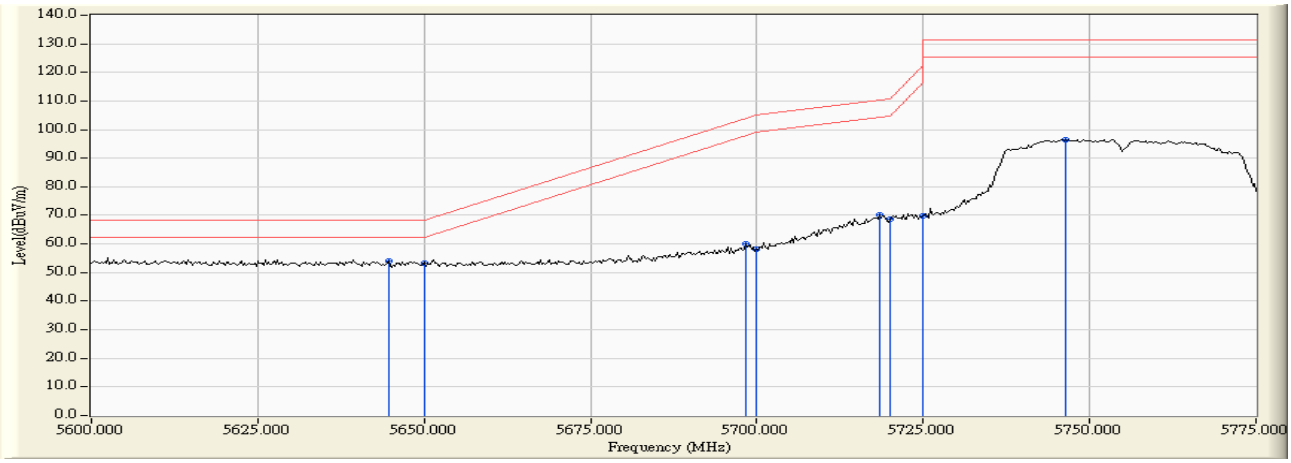

Product : Intel® Tri-Band Wireless-AC 18265
Test Item : Band Edge Data
Test Date : 2017/06/07
Test Mode : Mode 2 SISO B: Transmit (802.11n-40BW 15Mbps) -Channel 151 (5755MHz)

RF Radiated Measurement:

	Frequency (MHz)	Correct Factor (dB)	Reading Level (dBµV)	Measure Level (dBµV /m)	Margin (dB)	Limit (dBµV /m)	Result
Vertical	5650.000	13.029	41.209	54.238	-13.982	68.220	Pass
Vertical	5700.000	13.003	45.209	58.212	-46.988	105.200	Pass
Vertical	5715.399	12.963	56.169	69.132	-40.380	109.512	Pass
Vertical	5720.000	12.947	55.336	68.283	-42.517	110.800	Pass
Vertical	5725.000	12.930	57.031	69.961	-52.239	122.200	Pass
Vertical	5744.312	12.863	83.320	96.183	--	--	--

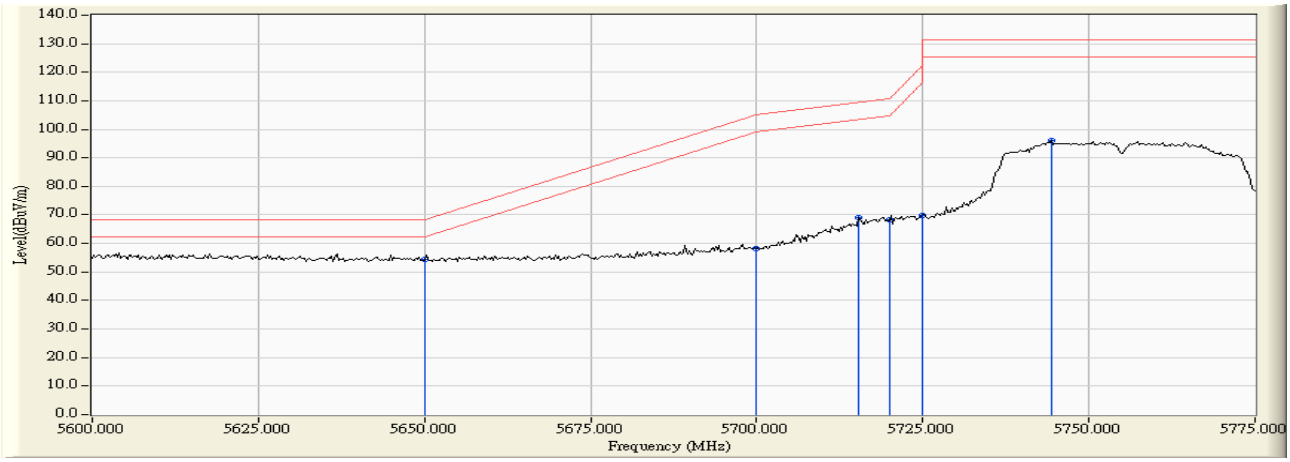

Product : Intel® Tri-Band Wireless-AC 18265
Test Item : Band Edge Data
Test Date : 2017/06/07
Test Mode : Mode 2 SISO B: Transmit (802.11n-40BW 15Mbps) -Channel 159 (5795MHz)

RF Radiated Measurement:

	Frequency (MHz)	Correct Factor (dB)	Reading Level (dBµV)	Measure Level (dBµV /m)	Margin (dB)	Limit (dBµV /m)	Result
Horizontal	5809.275	11.426	84.563	95.989	--	--	--
Horizontal	5850.000	11.701	54.435	66.136	-56.064	122.200	Pass
Horizontal	5855.000	11.735	53.108	64.843	-45.957	110.800	Pass
Horizontal	5875.000	11.873	44.686	56.559	-48.641	105.200	Pass
Horizontal	5925.000	12.068	42.384	54.453	-13.747	68.200	Pass

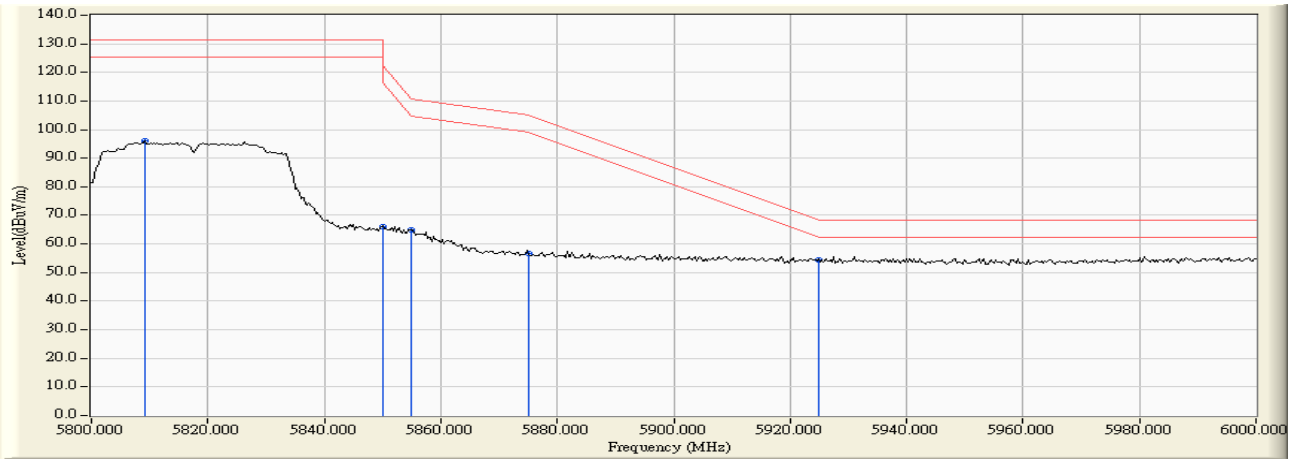

Product : Intel® Tri-Band Wireless-AC 18265
Test Item : Band Edge Data
Test Date : 2017/06/07
Test Mode : Mode 2 SISO B: Transmit (802.11n-40BW 15Mbps) -Channel 159 (5795MHz)

RF Radiated Measurement:

	Frequency (MHz)	Correct Factor (dB)	Reading Level (dBµV)	Measure Level (dBµV /m)	Margin (dB)	Limit (dBµV /m)	Result
Vertical	5783.478	12.725	83.841	96.566	--	--	--
Vertical	5850.000	12.774	48.878	61.652	-60.548	122.200	Pass
Vertical	5855.000	12.784	48.651	61.435	-49.365	110.800	Pass
Vertical	5875.000	12.825	45.176	58.001	-47.199	105.200	Pass
Vertical	5925.000	12.911	41.891	54.802	-13.398	68.200	Pass

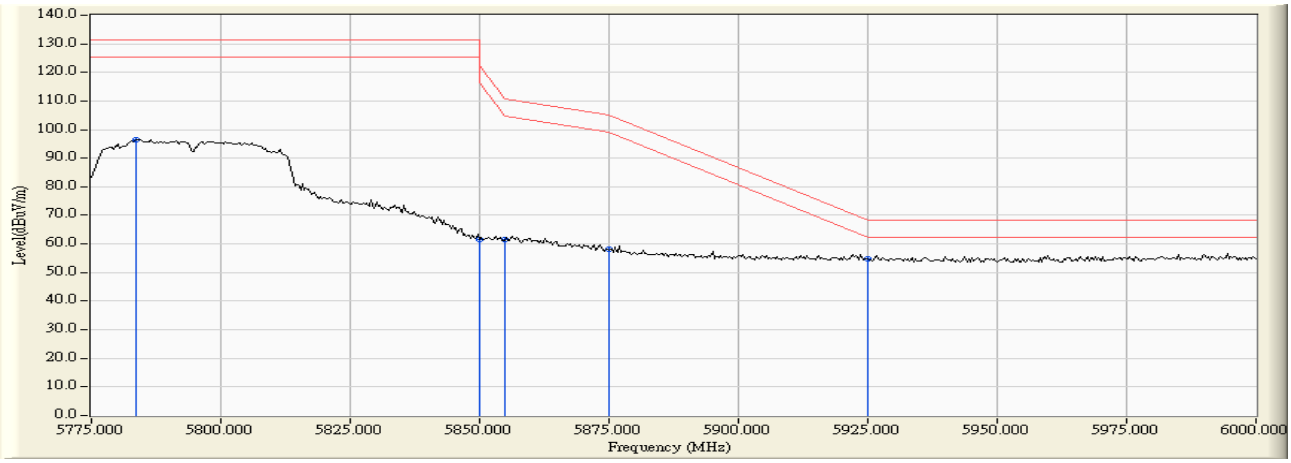

Product : Intel® Tri-Band Wireless-AC 18265
Test Item : Band Edge Data
Test Date : 2017/06/05
Test Mode : Mode 2 SISO B: Transmit (802.11ac-80BW-32.5Mbps) -Channel 42 (5210MHz)

RF Radiated Measurement (Horizontal):

Channel No.	Frequency (MHz)	Correct Factor (dB)	Reading Level (dBμV)	Emission Level (dBμV/m)	Peak Limit (dBμV/m)	Average Limit (dBμV/m)	Result
42 (Peak)	5140.580	10.495	42.464	52.958	74.00	54.00	Pass
42 (Peak)	5150.000	10.470	40.422	50.893	74.00	54.00	Pass
42 (Peak)	5199.275	10.337	71.925	82.263	--	--	--
42 (Average)	5150.000	10.470	25.074	35.545	74.00	54.00	Pass
42 (Average)	5198.551	10.337	63.067	73.404	--	--	--

Figure Channel 42: Horizontal (Peak)

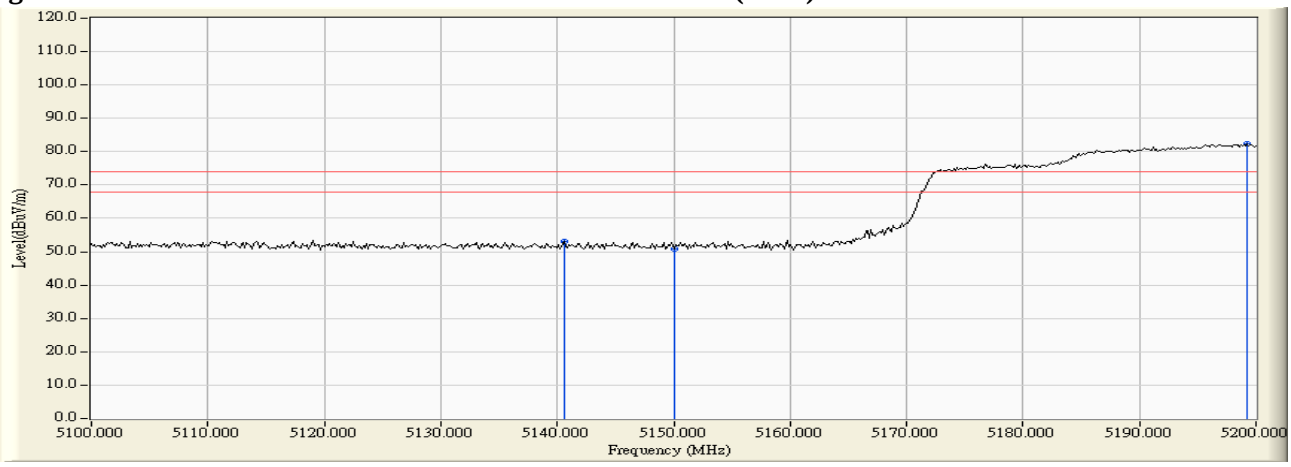

Figure Channel 42: Horizontal (Average)

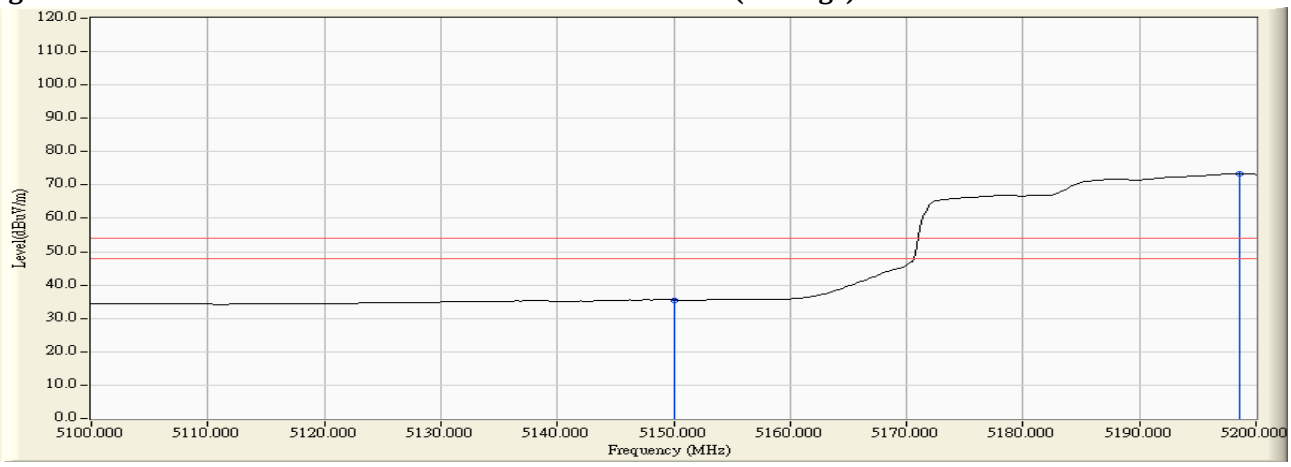

Note:

1. All readings above 1GHz are performed with peak and/or average measurements as necessary.
2. Peak measurements: RBW = 1MHz, VBW = 3 MHz, Sweep: Auto.
3. Average measurements: RBW = 1MHz, VBW = 10 Hz, Sweep: Auto.
4. " * ", means this data is the worst emission level.
5. Measurement Level = Reading Level + Correct Factor.
6. The average measurement was not performed when the peak measured data under the limit of average detection.

Product : Intel® Tri-Band Wireless-AC 18265
Test Item : Band Edge Data
Test Date : 2017/06/05
Test Mode : Mode 2 SISO B: Transmit (802.11ac-80BW-32.5Mbps) -Channel 42 (5210MHz)

RF Radiated Measurement (Vertical):

Channel No.	Frequency (MHz)	Correct Factor (dB)	Reading Level (dBμV)	Emission Level (dBμV/m)	Peak Limit (dBμV/m)	Average Limit (dBμV/m)	Result
42 (Peak)	5140.870	12.356	43.592	55.948	74.00	54.00	Pass
42 (Peak)	5150.000	12.390	42.260	54.650	74.00	54.00	Pass
42 (Peak)	5197.971	12.559	75.957	88.516	--	--	--
42 (Average)	5150.000	12.390	27.062	39.452	74.00	54.00	Pass
42 (Average)	5198.551	12.561	66.514	79.075	--	--	--

Figure Channel 42: Vertical (Peak)

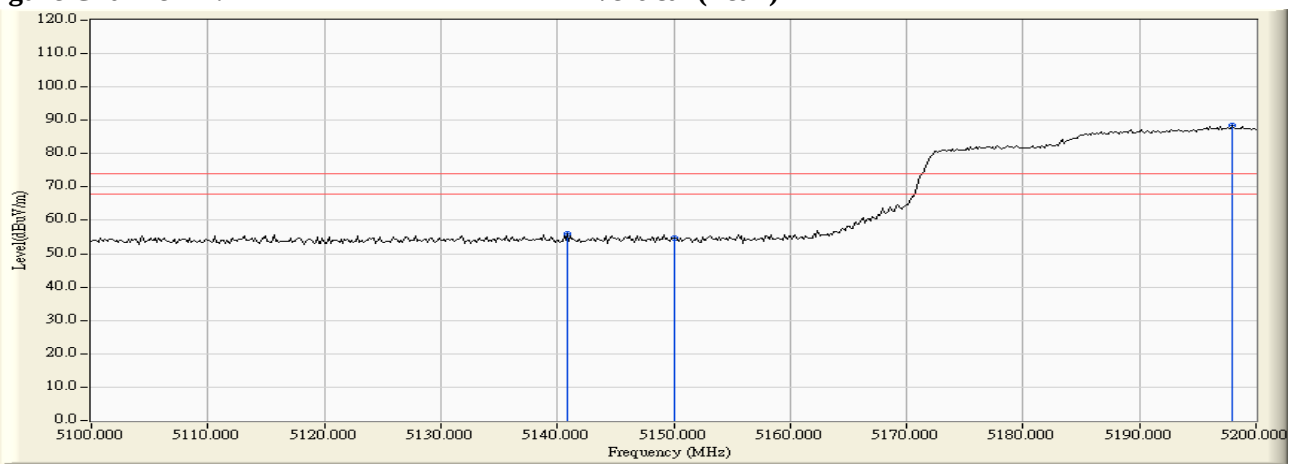

Figure Channel 42: Vertical (Average)

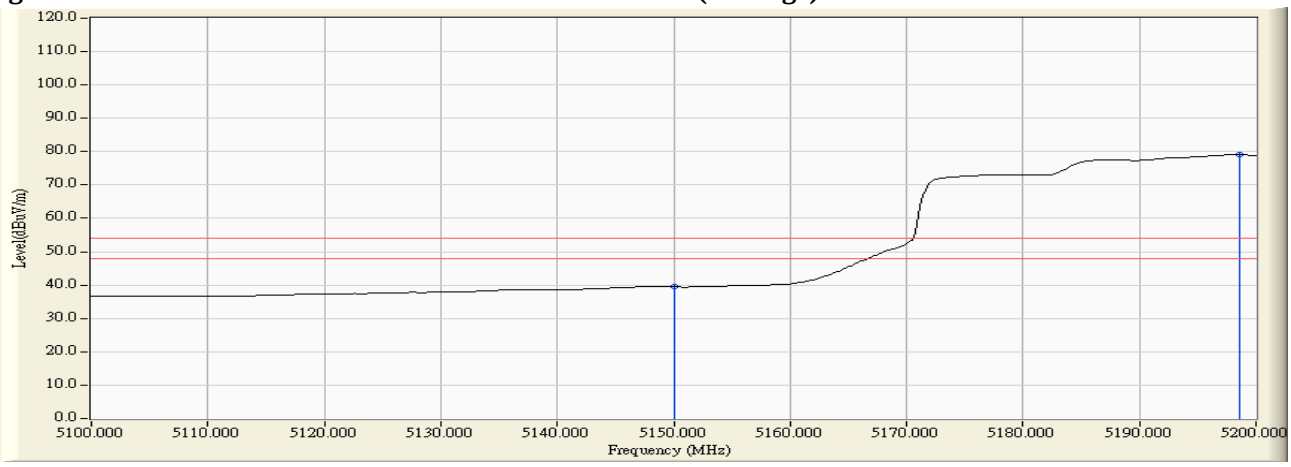

Note:

1. All readings above 1GHz are performed with peak and/or average measurements as necessary.
2. Peak measurements: RBW = 1MHz, VBW = 3 MHz, Sweep: Auto.
3. Average measurements: RBW = 1MHz, VBW = 10 Hz, Sweep: Auto.
4. " * ", means this data is the worst emission level.
5. Measurement Level = Reading Level + Correct Factor.
6. The average measurement was not performed when the peak measured data under the limit of average detection.

Product : Intel® Tri-Band Wireless-AC 18265
Test Item : Band Edge Data
Test Date : 2017/06/05
Test Mode : Mode 2 SISO B: Transmit (802.11ac-80BW-32.5Mbps) -Channel 58 (5290MHz)

RF Radiated Measurement (Horizontal):

Channel No.	Frequency (MHz)	Correct Factor (dB)	Reading Level (dBμV)	Emission Level (dBμV/m)	Peak Limit (dBμV/m)	Average Limit (dBμV/m)	Result
58 (Peak)	5300.145	11.143	74.394	85.537	--	--	--
58 (Peak)	5350.000	11.024	44.047	55.071	74.00	54.00	Pass
58 (Peak)	5351.159	11.022	45.787	56.808	74.00	54.00	Pass
58 (Average)	5302.754	11.145	65.211	76.356	--	--	--
58 (Average)	5350.000	11.024	29.718	40.742	74.00	54.00	Pass

Figure Channel 58: Horizontal (Peak)

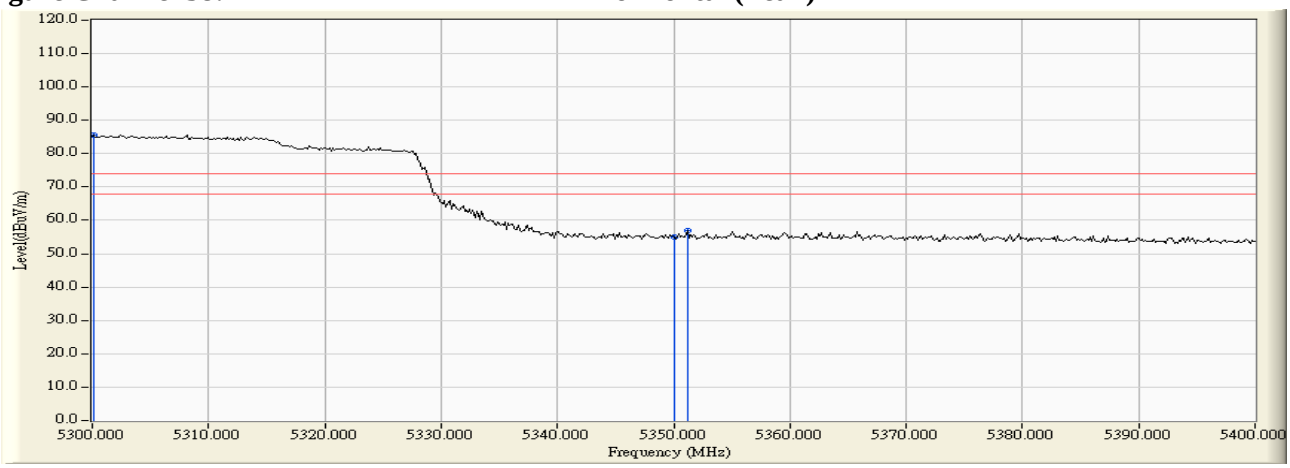

Figure Channel 58: Horizontal (Average)

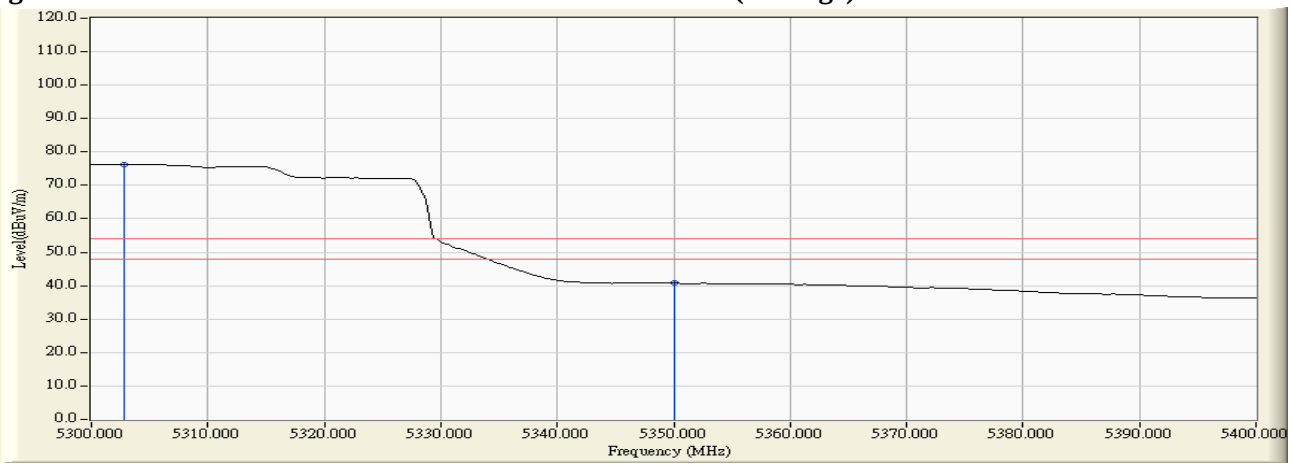

Note:

1. All readings above 1GHz are performed with peak and/or average measurements as necessary.
2. Peak measurements: RBW = 1MHz, VBW = 3 MHz, Sweep: Auto.
3. Average measurements: RBW = 1MHz, VBW = 10 Hz, Sweep: Auto.
4. " * ", means this data is the worst emission level.
5. Measurement Level = Reading Level + Correct Factor.
6. The average measurement was not performed when the peak measured data under the limit of average detection.

Product : Intel® Tri-Band Wireless-AC 18265
Test Item : Band Edge Data
Test Date : 2017/06/05
Test Mode : Mode 2 SISO B: Transmit (802.11ac-80BW-32.5Mbps) -Channel 58 (5290MHz)

RF Radiated Measurement (Vertical):

Channel No.	Frequency (MHz)	Correct Factor (dB)	Reading Level (dBμV)	Emission Level (dBμV/m)	Peak Limit (dBμV/m)	Average Limit (dBμV/m)	Result
58 (Peak)	5301.014	13.029	77.448	90.477	--	--	--
58 (Peak)	5350.000	12.999	44.912	57.911	74.00	54.00	Pass
58 (Peak)	5359.420	12.992	47.329	60.321	74.00	54.00	Pass
58 (Average)	5301.304	13.028	67.451	80.480	--	--	--
58 (Average)	5350.000	12.999	30.482	43.481	74.00	54.00	Pass

Figure Channel 58: Vertical (Peak)

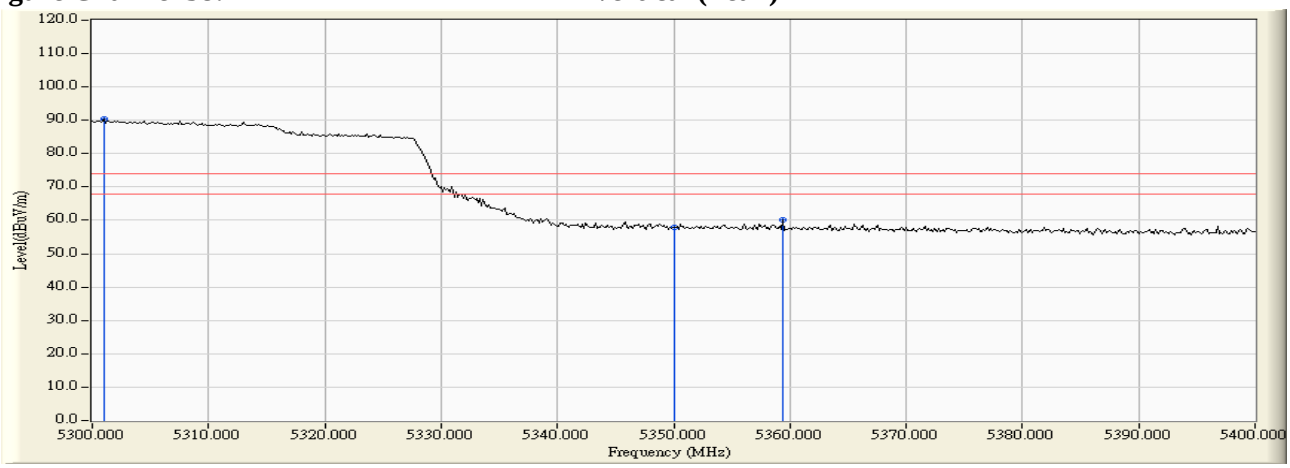

Figure Channel 58: Vertical (Average)

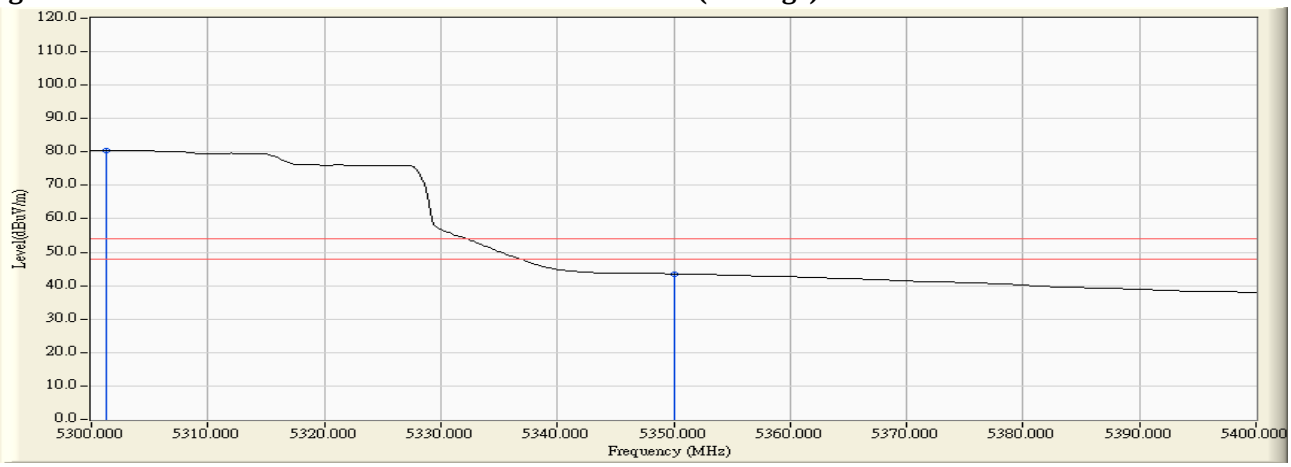

Note:

1. All readings above 1GHz are performed with peak and/or average measurements as necessary.
2. Peak measurements: RBW = 1MHz, VBW = 3 MHz, Sweep: Auto.
3. Average measurements: RBW = 1MHz, VBW = 10 Hz, Sweep: Auto.
4. " * ", means this data is the worst emission level.
5. Measurement Level = Reading Level + Correct Factor.
6. The average measurement was not performed when the peak measured data under the limit of average detection.

Product : Intel® Tri-Band Wireless-AC 18265
Test Item : Band Edge Data
Test Date : 2017/06/05
Test Mode : Mode 2 SISO B: Transmit (802.11ac-80BW-32.5Mbps) -Channel 106 (5530MHz)

RF Radiated Measurement (Horizontal):

Channel No.	Frequency (MHz)	Correct Factor (dB)	Reading Level (dBμV)	Emission Level (dBμV/m)	Peak Limit (dBμV/m)	Average Limit (dBμV/m)	Result
106 (Peak)	5452.609	11.603	43.672	55.275	74.00	54.00	Pass
106 (Peak)	5460.000	11.703	41.153	52.856	74.00	54.00	Pass
106 (Peak)	5507.826	12.181	71.332	83.513	--	--	--
106 (Average)	5460.000	11.703	26.024	37.727	74.00	54.00	Pass
106 (Average)	5507.391	12.185	61.962	74.146	--	--	--

Figure Channel 106: Horizontal (Peak)

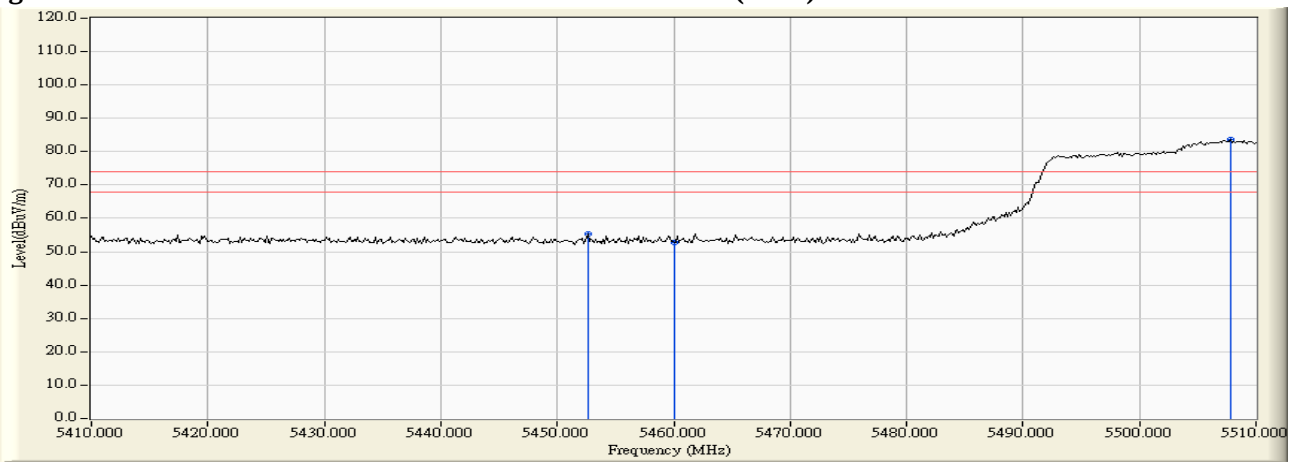

Figure Channel 106: Horizontal (Average)

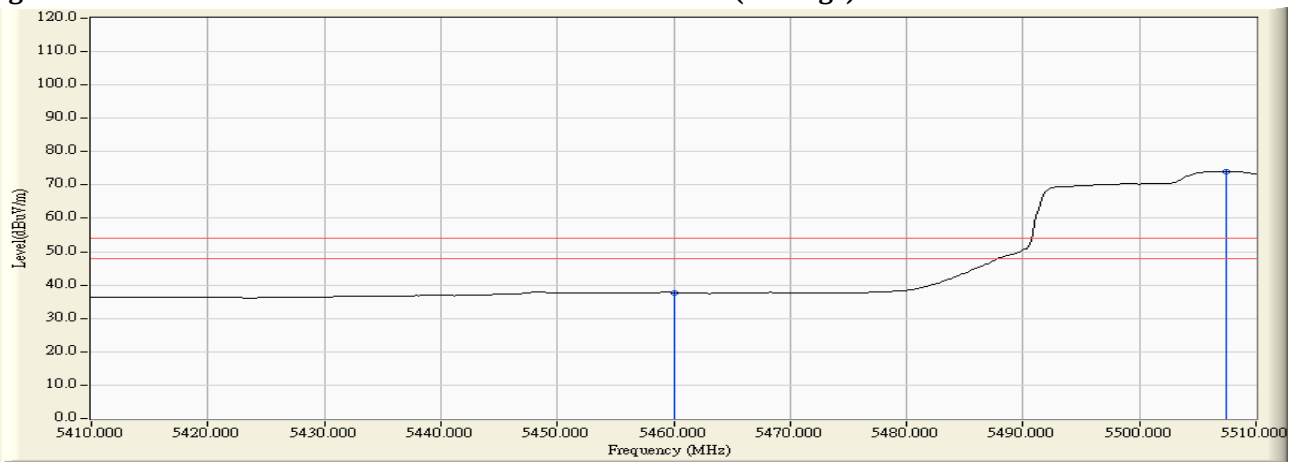

Note:

1. All readings above 1GHz are performed with peak and/or average measurements as necessary.
2. Peak measurements: RBW = 1MHz, VBW = 3 MHz, Sweep: Auto.
3. Average measurements: RBW = 1MHz, VBW = 10 Hz, Sweep: Auto.
4. " * ", means this data is the worst emission level.
5. Measurement Level = Reading Level + Correct Factor.
6. The average measurement was not performed when the peak measured data under the limit of average detection.

Product : Intel® Tri-Band Wireless-AC 18265
Test Item : Band Edge Data
Test Date : 2017/06/05
Test Mode : Mode 2 SISO B: Transmit (802.11ac-80BW-32.5Mbps) -Channel 106 (5530MHz)

RF Radiated Measurement (Vertical):

Channel No.	Frequency (MHz)	Correct Factor (dB)	Reading Level (dBμV)	Emission Level (dBμV/m)	Peak Limit (dBμV/m)	Average Limit (dBμV/m)	Result
106 (Peak)	5421.304	13.116	44.989	58.105	74.00	54.00	Pass
106 (Peak)	5460.000	13.390	41.829	55.219	74.00	54.00	Pass
106 (Peak)	5508.261	13.624	73.819	87.443	--	--	--
106 (Average)	5460.000	13.390	26.687	40.077	74.00	54.00	Pass
106 (Average)	5507.826	13.627	64.203	77.830	--	--	--

Figure Channel 106: Vertical (Peak)

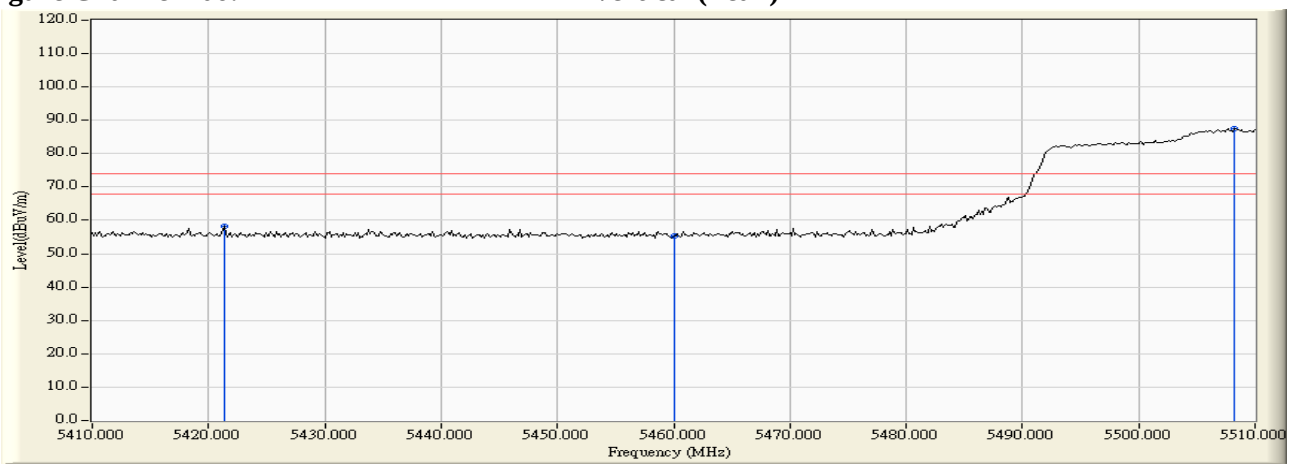

Figure Channel 106: Vertical (Average)

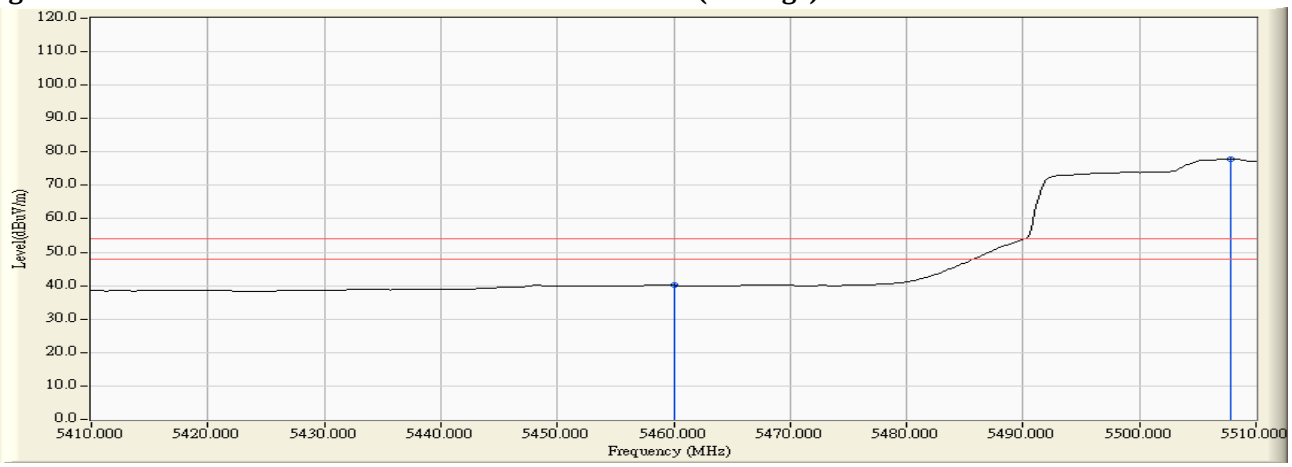

Note:

1. All readings above 1GHz are performed with peak and/or average measurements as necessary.
2. Peak measurements: RBW = 1MHz, VBW = 3 MHz, Sweep: Auto.
3. Average measurements: RBW = 1MHz, VBW = 10 Hz, Sweep: Auto.
4. " * ", means this data is the worst emission level.
5. Measurement Level = Reading Level + Correct Factor.
6. The average measurement was not performed when the peak measured data under the limit of average detection.

Product : Intel® Tri-Band Wireless-AC 18265
Test Item : Band Edge Data
Test Date : 2017/06/07
Test Mode : Mode 2 SISO B: Transmit (802.11ac-80BW-32.5Mbps) -Channel 106 (5530MHz)

RF Radiated Measurement:

	Frequency (MHz)	Correct Factor (dB)	Reading Level (dBµV)	Measure Level (dBµV /m)	Margin (dB)	Limit (dBµV /m)	Result
Horizontal	5466.377	11.789	43.609	55.399	-12.821	68.220	Pass
Horizontal	5470.000	11.838	42.247	54.085	-14.135	68.220	Pass
Horizontal	5516.667	12.110	71.268	83.378	--	--	--

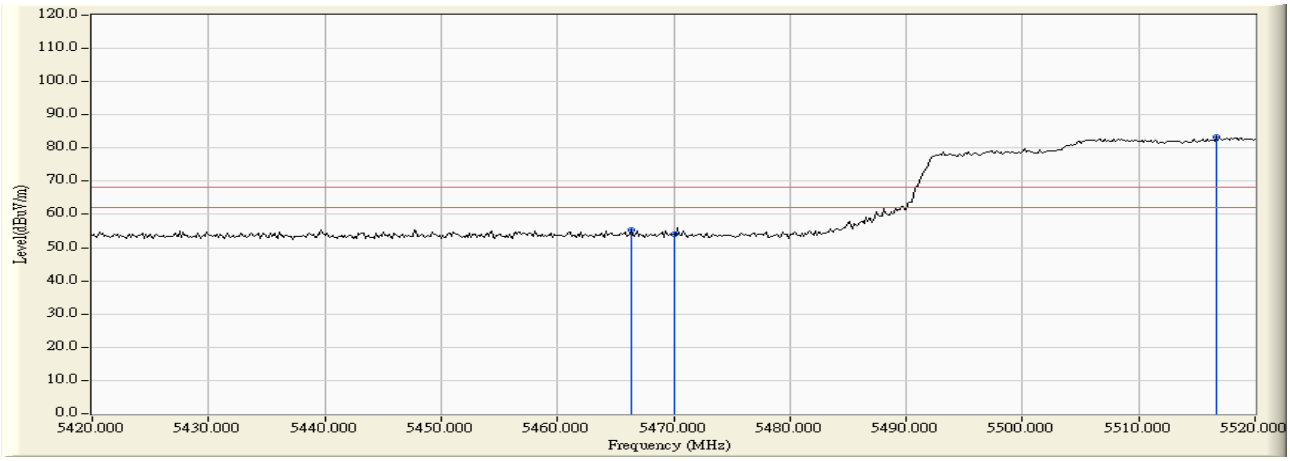

	Frequency (MHz)	Correct Factor (dB)	Reading Level (dBm)	Measure Level (dBm/m)	Margin (dB)	Limit (dBm/m)	Result
Vertical	5447.971	13.305	44.083	57.388	-10.832	68.220	Pass
Vertical	5470.000	13.462	42.781	56.243	-11.977	68.220	Pass
Vertical	5517.971	13.561	73.519	87.080	--	--	--

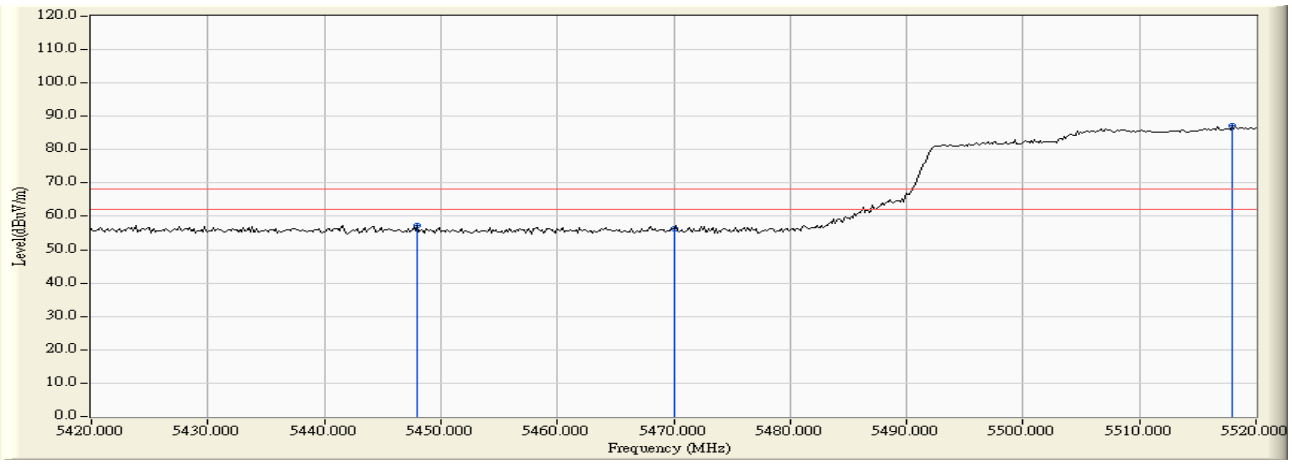

Product : Intel® Tri-Band Wireless-AC 18265
Test Item : Band Edge Data
Test Date : 2017/06/05
Test Mode : Mode 2 SISO B: Transmit (802.11ac-80BW-32.5Mbps) -Channel 155 (5775MHz)

RF Radiated Measurement:

	Frequency (MHz)	Correct Factor (dB)	Reading Level (dBμV)	Measure Level (dBμV /m)	Margin (dB)	Limit (dBμV /m)	Result
Horizontal	5636.522	11.523	43.042	54.565	-13.655	68.220	Pass
Horizontal	5650.000	11.554	41.022	52.577	-15.643	68.220	Pass
Horizontal	5700.000	11.647	46.116	57.763	-47.437	105.200	Pass
Horizontal	5720.000	11.607	49.012	60.619	-50.181	110.800	Pass
Horizontal	5725.000	11.592	49.106	60.698	-61.502	122.200	Pass
Horizontal	5755.362	11.496	80.521	92.017	-39.183	--	--
Horizontal	5850.000	11.701	48.587	60.288	-61.912	122.200	Pass
Horizontal	5855.000	11.735	48.362	60.097	-50.703	110.800	Pass
Horizontal	5875.000	11.873	44.694	56.567	-48.633	105.200	Pass
Horizontal	5925.000	12.068	41.201	53.270	-14.930	68.200	Pass

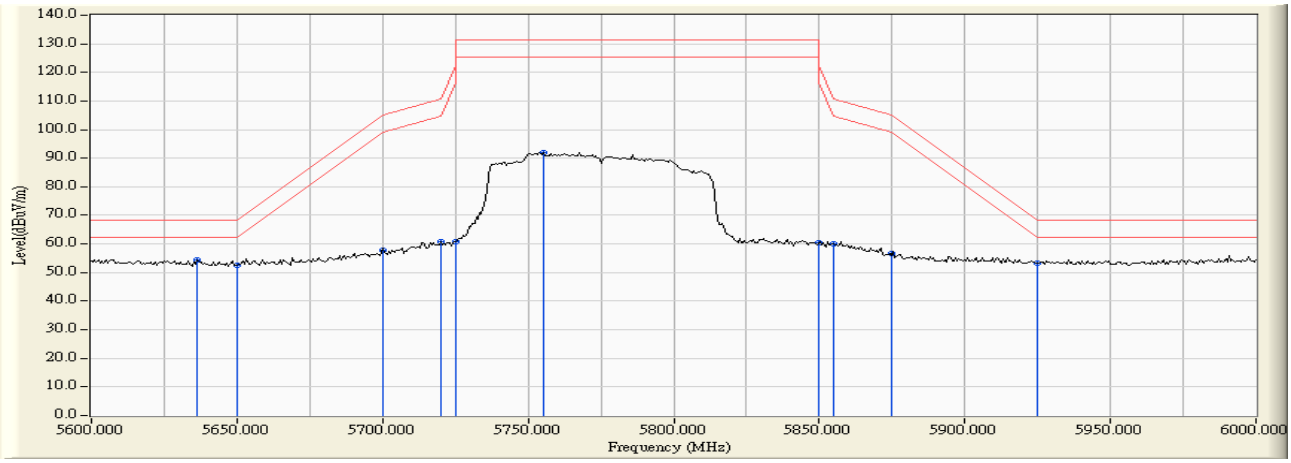

Product : Intel® Tri-Band Wireless-AC 18265
Test Item : Band Edge Data
Test Date : 2017/06/05
Test Mode : Mode 2 SISO B: Transmit (802.11ac-80BW-32.5Mbps) -Channel 155 (5775MHz)

RF Radiated Measurement:

	Frequency (MHz)	Correct Factor (dB)	Reading Level (dBµV)	Measure Level (dBµV /m)	Margin (dB)	Limit (dBµV /m)	Result
Vertical	5650.000	13.029	41.472	54.501	-13.719	68.220	Pass
Vertical	5700.000	13.003	43.655	56.658	-48.542	105.200	Pass
Vertical	5720.000	12.947	45.438	58.385	-52.415	110.800	Pass
Vertical	5725.000	12.930	47.132	60.062	-62.138	122.200	Pass
Vertical	5755.362	12.824	77.354	90.178	-41.022	--	--
Vertical	5850.000	12.774	45.721	58.495	-63.705	122.200	Pass
Vertical	5855.000	12.784	45.611	58.395	-52.405	110.800	Pass
Vertical	5875.000	12.825	42.883	55.708	-49.492	105.200	Pass
Vertical	5925.000	12.911	41.728	54.639	-13.561	68.200	Pass

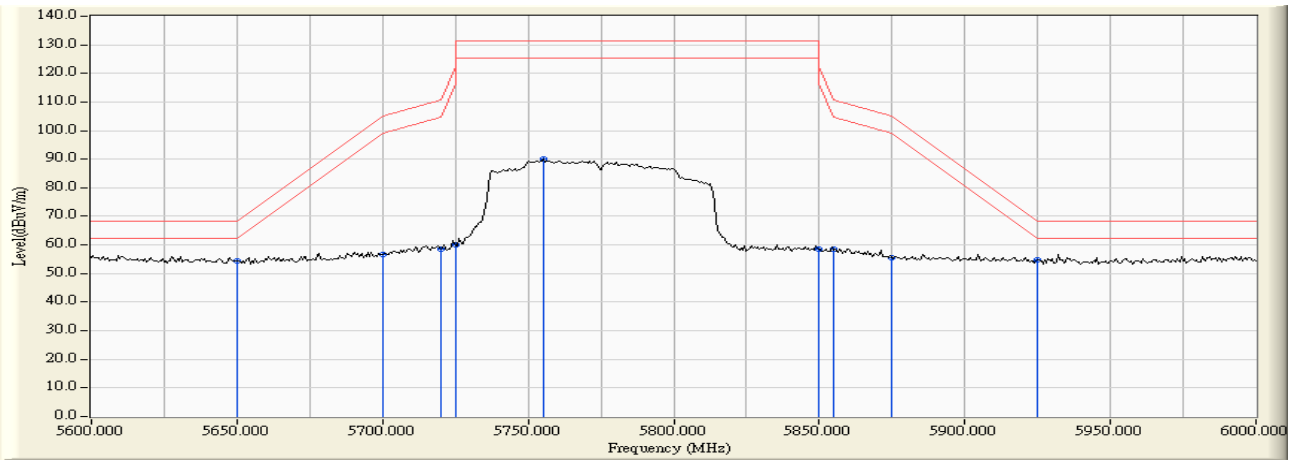

Product : Intel® Tri-Band Wireless-AC 18265
Test Item : Band Edge Data
Test Date : 2017/06/07
Test Mode : Mode 3 MIMO: Transmit (802.11n-20BW 14.4Mbps) -Channel 36 (5180MHz)

RF Radiated Measurement (Horizontal):

Channel No.	Frequency (MHz)	Correct Factor (dB)	Reading Level (dBμV)	Emission Level (dBμV/m)	Peak Limit (dBμV/m)	Average Limit (dBμV/m)	Result
36 (Peak)	5149.275	10.473	44.786	55.259	74.00	54.00	Pass
36 (Peak)	5150.000	10.470	42.751	53.222	74.00	54.00	Pass
36 (Peak)	5177.536	10.400	85.369	95.769	--	--	--
36 (Average)	5150.000	10.470	28.389	38.860	74.00	54.00	Pass
36 (Average)	5177.536	10.400	75.955	86.355	--	--	--

Figure Channel 36: Horizontal (Peak)

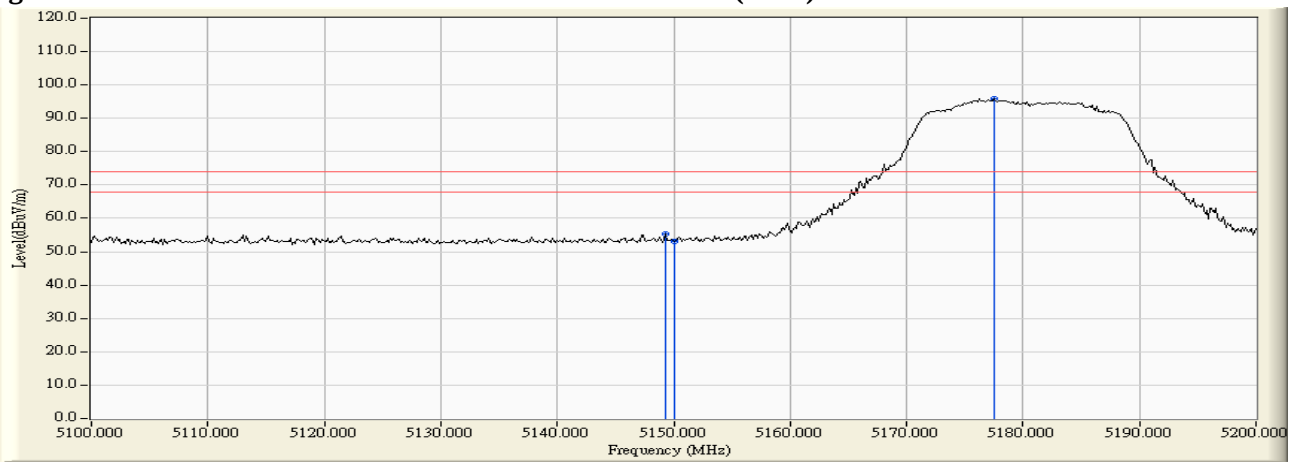

Figure Channel 36: Horizontal (Average)

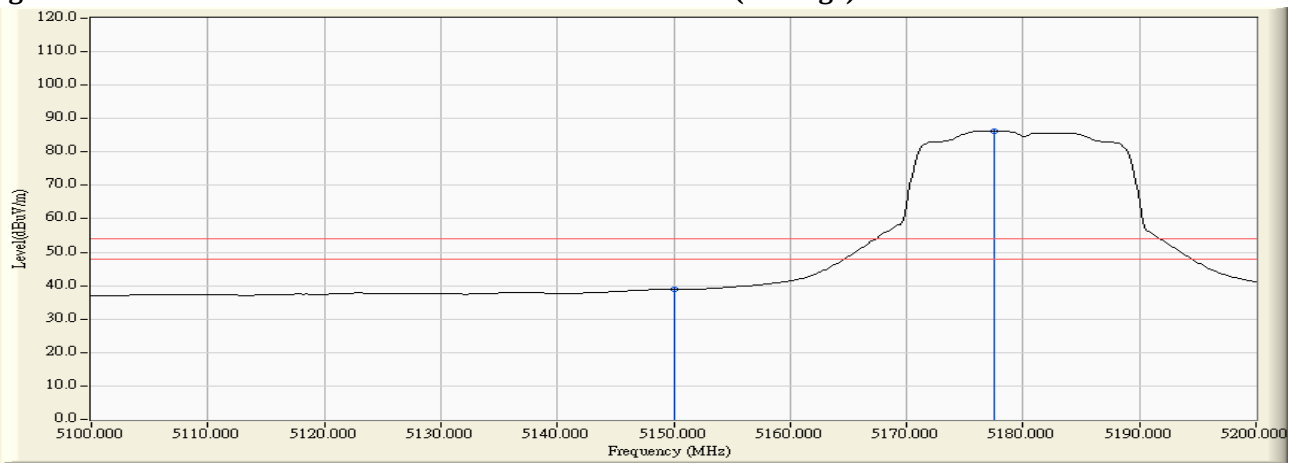

Note:

1. All readings above 1GHz are performed with peak and/or average measurements as necessary.
2. Peak measurements: RBW = 1MHz, VBW = 3 MHz, Sweep: Auto.
3. Average measurements: RBW = 1MHz, VBW = 10 Hz, Sweep: Auto.
4. " * ", means this data is the worst emission level.
5. Measurement Level = Reading Level + Correct Factor.
6. The average measurement was not performed when the peak measured data under the limit of average detection.

Product : Intel® Tri-Band Wireless-AC 18265
Test Item : Band Edge Data
Test Date : 2017/06/07
Test Mode : Mode 3 MIMO: Transmit (802.11n-20BW 14.4Mbps) -Channel 36 (5180MHz)

RF Radiated Measurement (Vertical):

Channel No.	Frequency (MHz)	Correct Factor (dB)	Reading Level (dBμV)	Emission Level (dBμV/m)	Peak Limit (dBμV/m)	Average Limit (dBμV/m)	Result
36 (Peak)	5147.826	12.382	44.452	56.834	74.00	54.00	Pass
36 (Peak)	5150.000	12.390	43.482	55.872	74.00	54.00	Pass
36 (Peak)	5176.957	12.490	87.867	100.357	--	--	--
36 (Average)	5150.000	12.390	29.152	41.542	74.00	54.00	Pass
36 (Average)	5176.667	12.489	78.157	90.646	--	--	--

Figure Channel 36: Vertical (Peak)

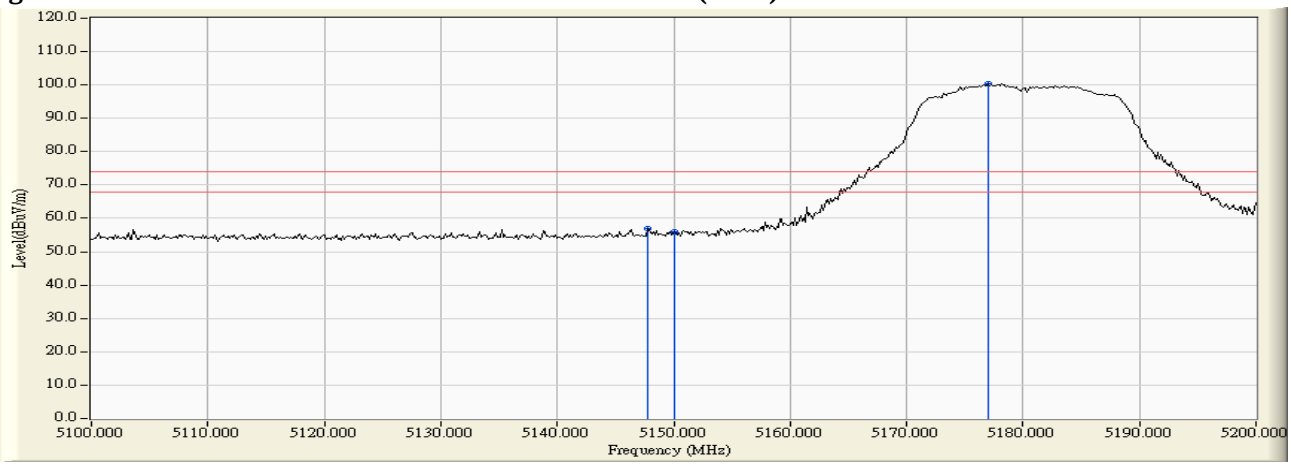

Figure Channel 36: Vertical (Average)

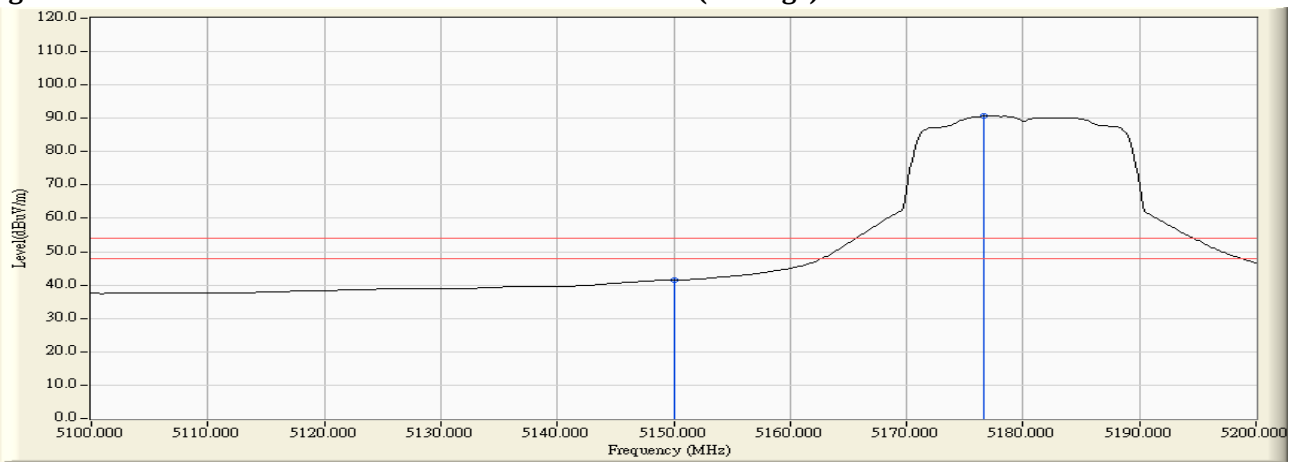

Note:

1. All readings above 1GHz are performed with peak and/or average measurements as necessary.
2. Peak measurements: RBW = 1MHz, VBW = 3 MHz, Sweep: Auto.
3. Average measurements: RBW = 1MHz, VBW = 10 Hz, Sweep: Auto.
4. " * ", means this data is the worst emission level.
5. Measurement Level = Reading Level + Correct Factor.
6. The average measurement was not performed when the peak measured data under the limit of average detection.

Product : Intel® Tri-Band Wireless-AC 18265
Test Item : Band Edge Data
Test Date : 2017/06/07
Test Mode : Mode 3 MIMO: Transmit (802.11n-20BW 14.4Mbps) -Channel 64 (5320MHz)

RF Radiated Measurement (Horizontal):

Channel No.	Frequency (MHz)	Correct Factor (dB)	Reading Level (dBμV)	Emission Level (dBμV/m)	Peak Limit (dBμV/m)	Arerage Limit (dBμV/m)	Result
64 (Peak)	5321.594	11.096	87.794	98.891	--	--	--
64 (Peak)	5350.000	11.024	43.629	54.653	74.00	54.00	Pass
64 (Peak)	5353.043	11.017	44.819	55.835	74.00	54.00	Pass
64 (Average)	5317.391	11.107	77.949	89.057	--	--	--
64 (Average)	5350.000	11.024	27.945	38.969	74.00	54.00	Pass

Figure Channel 64: Horizontal (Peak)

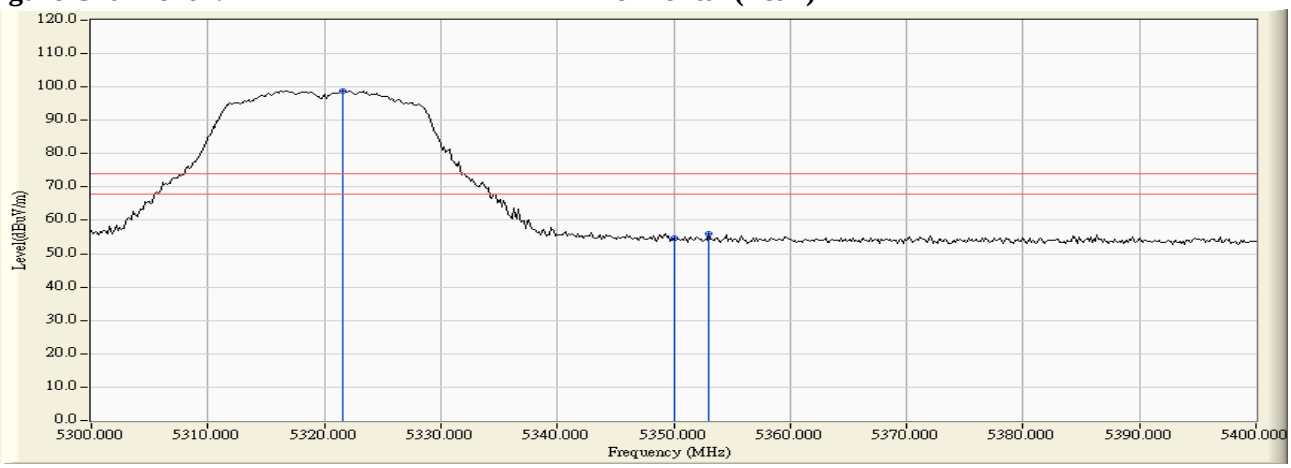

Figure Channel 64: Horizontal (Average)

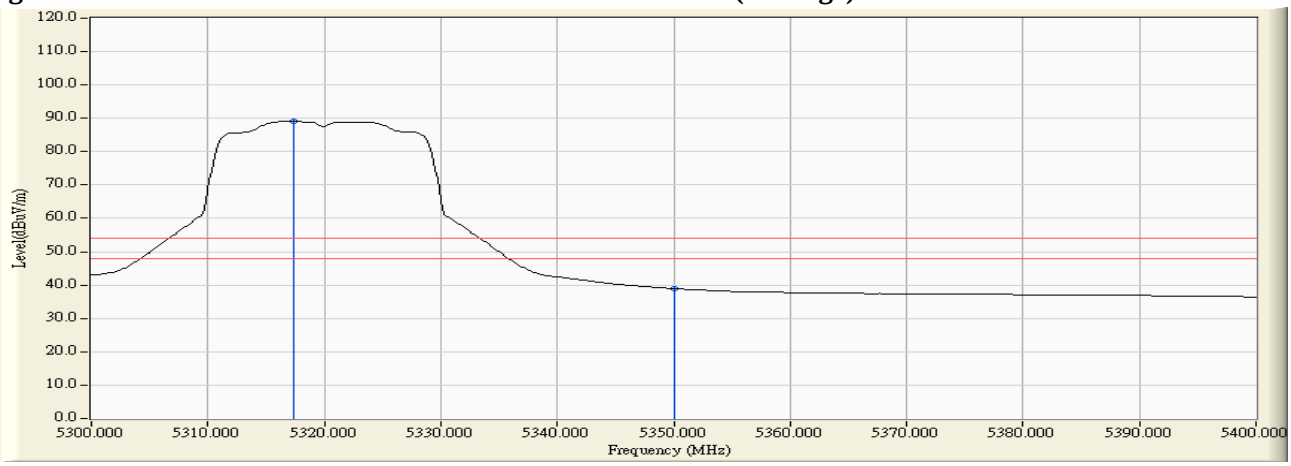

Note:

1. All readings above 1GHz are performed with peak and/or average measurements as necessary.
2. Peak measurements: RBW = 1MHz, VBW = 3 MHz, Sweep: Auto.
3. Average measurements: RBW = 1MHz, VBW = 10 Hz, Sweep: Auto.
4. " * ", means this data is the worst emission level.
5. Measurement Level = Reading Level + Correct Factor.
6. The average measurement was not performed when the peak measured data under the limit of average detection.

Product : Intel® Tri-Band Wireless-AC 18265
Test Item : Band Edge Data
Test Date : 2017/06/07
Test Mode : Mode 3 MIMO: Transmit (802.11n-20BW 14.4Mbps) -Channel 64 (5320MHz)

RF Radiated Measurement (Vertical):

Channel No.	Frequency (MHz)	Correct Factor (dB)	Reading Level (dBμV)	Emission Level (dBμV/m)	Peak Limit (dBμV/m)	Arerage Limit (dBμV/m)	Result
64 (Peak)	5322.319	13.016	87.886	100.902	--	--	--
64 (Peak)	5350.000	12.999	44.121	57.120	74.00	54.00	Pass
64 (Peak)	5376.377	12.980	45.533	58.513	74.00	54.00	Pass
64 (Average)	5316.957	13.020	77.552	90.572	--	--	--
64 (Average)	5350.000	12.999	28.158	41.157	74.00	54.00	Pass

Figure Channel 64: Vertical (Peak)

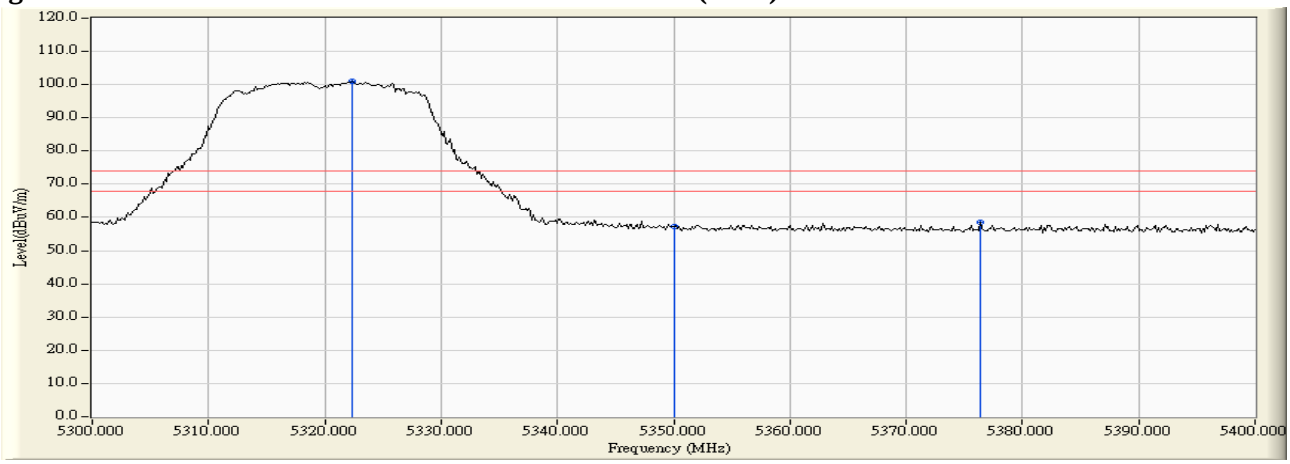

Figure Channel 64: Vertical (Average)

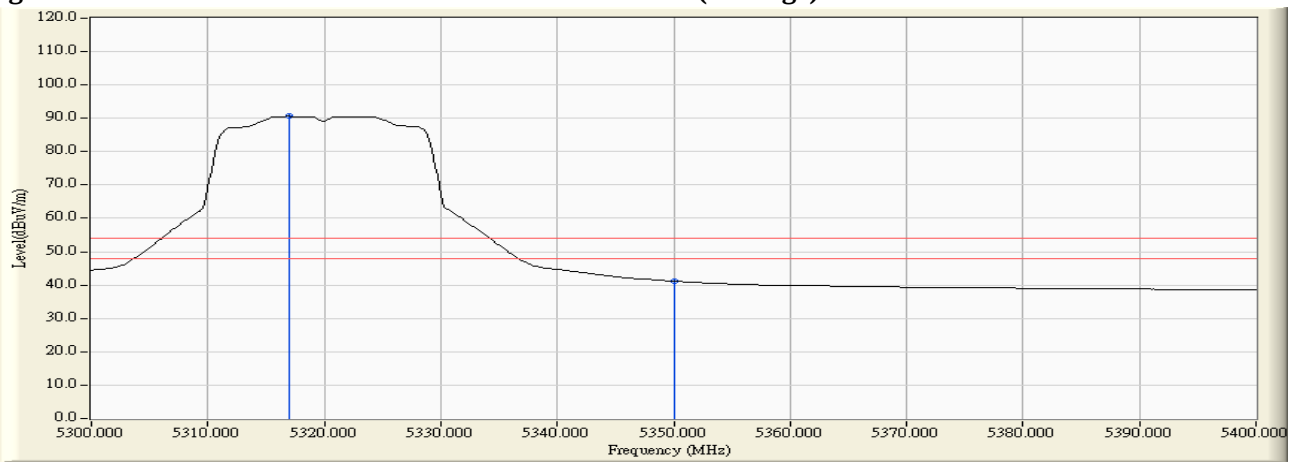

Note:

1. All readings above 1GHz are performed with peak and/or average measurements as necessary.
2. Peak measurements: RBW = 1MHz, VBW = 3 MHz, Sweep: Auto.
3. Average measurements: RBW = 1MHz, VBW = 10 Hz, Sweep: Auto.
4. " * ", means this data is the worst emission level.
5. Measurement Level = Reading Level + Correct Factor.
6. The average measurement was not performed when the peak measured data under the limit of average detection.

Product : Intel® Tri-Band Wireless-AC 18265
Test Item : Band Edge Data
Test Date : 2017/06/07
Test Mode : Mode 3 MIMO: Transmit (802.11n-20BW 14.4Mbps) -Channel 100 (5500MHz)

RF Radiated Measurement (Horizontal):

Channel No.	Frequency (MHz)	Correct Factor (dB)	Reading Level (dBμV)	Emission Level (dBμV/m)	Peak Limit (dBμV/m)	Arerage Limit (dBμV/m)	Result
100 (Peak)	5432.899	11.339	43.473	54.812	74.00	54.00	Pass
100 (Peak)	5460.000	11.703	42.041	53.744	74.00	54.00	Pass
100 (Peak)	5497.536	12.151	82.773	94.925	--	--	--
100 (Average)	5460.000	11.703	24.600	36.303	74.00	54.00	Pass
100 (Average)	5497.536	12.151	72.624	84.776	--	--	--

Figure Channel 100: Horizontal (Peak)

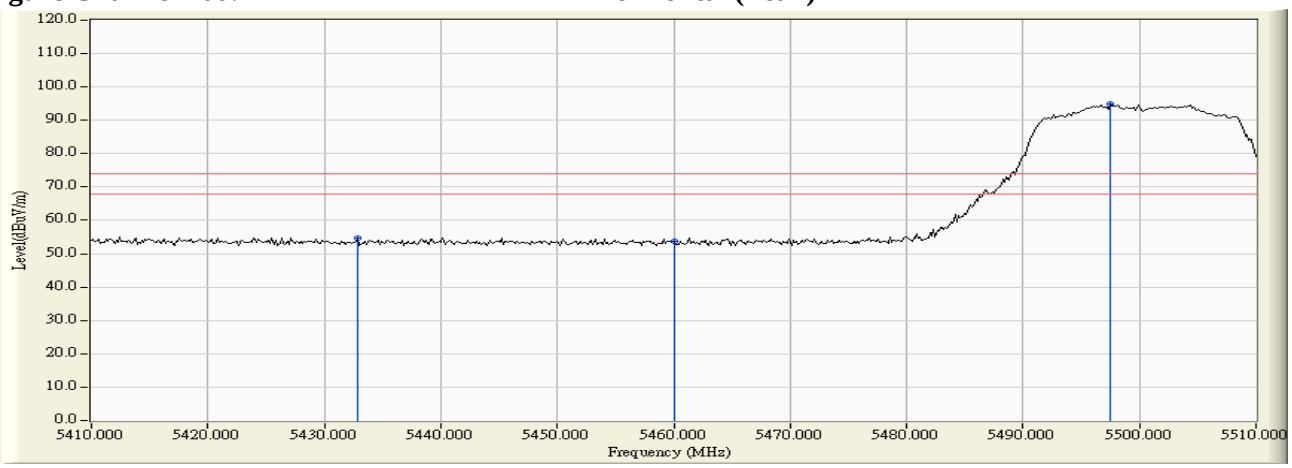

Figure Channel 100: Horizontal (Average)

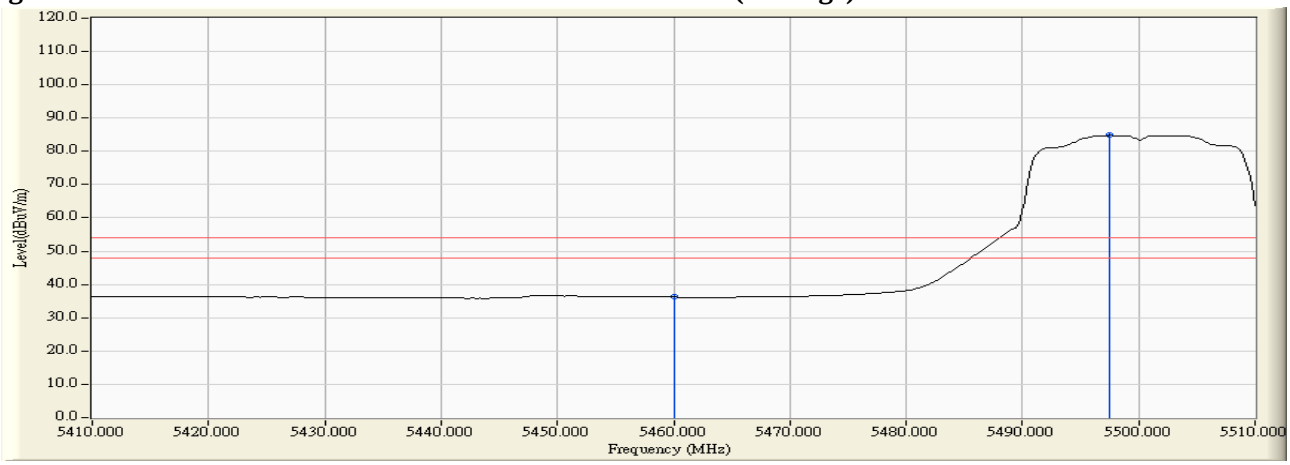

Note:

1. All readings above 1GHz are performed with peak and/or average measurements as necessary.
2. Peak measurements: RBW = 1MHz, VBW = 3 MHz, Sweep: Auto.
3. Average measurements: RBW = 1MHz, VBW = 10 Hz, Sweep: Auto.
4. " * ", means this data is the worst emission level.
5. Measurement Level = Reading Level + Correct Factor.
6. The average measurement was not performed when the peak measured data under the limit of average detection.

Product : Intel® Tri-Band Wireless-AC 18265
Test Item : Band Edge Data
Test Date : 2017/06/07
Test Mode : Mode 3 MIMO: Transmit (802.11n-20BW 14.4Mbps) -Channel 100 (5500MHz)

RF Radiated Measurement (Vertical):

Channel No.	Frequency (MHz)	Correct Factor (dB)	Reading Level (dBμV)	Emission Level (dBμV/m)	Peak Limit (dBμV/m)	Arerage Limit (dBμV/m)	Result
100 (Peak)	5455.362	13.356	43.688	57.044	74.00	54.00	Pass
100 (Peak)	5460.000	13.390	41.635	55.025	74.00	54.00	Pass
100 (Peak)	5503.478	13.640	87.316	100.956	--	--	--
100 (Average)	5460.000	13.390	25.583	38.973	74.00	54.00	Pass
100 (Average)	5503.768	13.641	76.320	89.961	--	--	--

Figure Channel 100: Vertical (Peak)

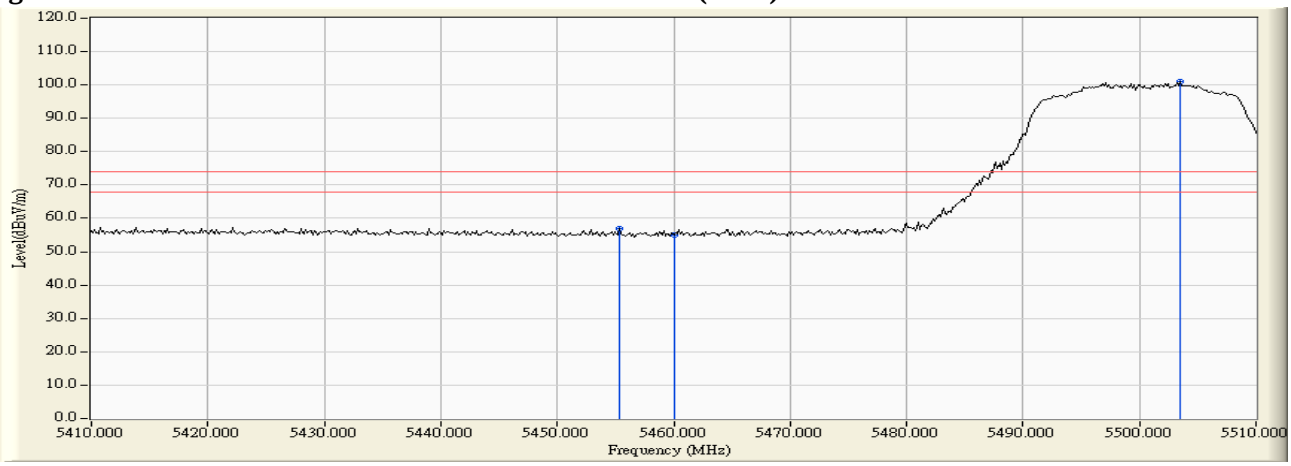

Figure Channel 100: Vertical (Average)

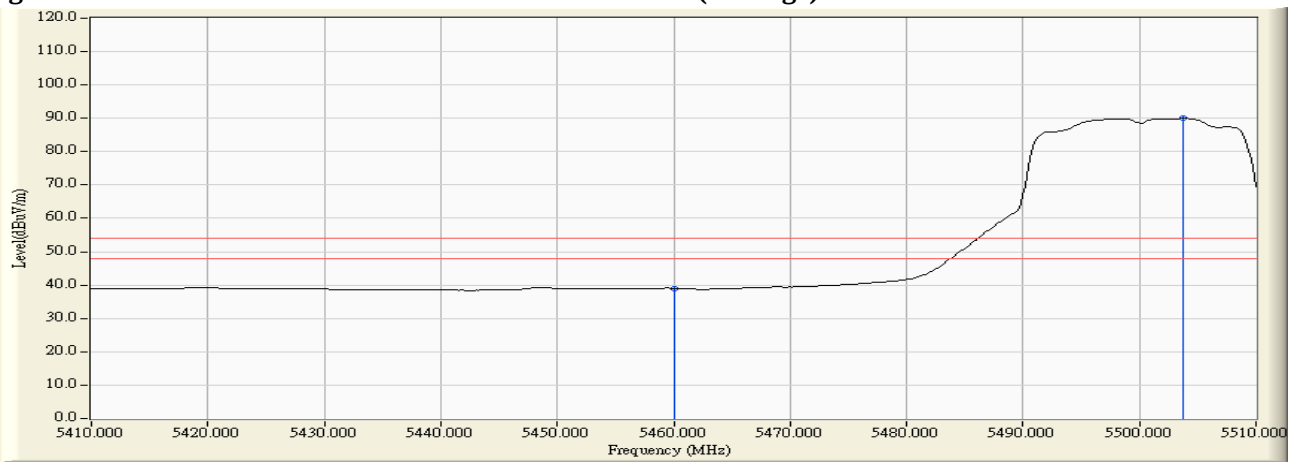

Note:

1. All readings above 1GHz are performed with peak and/or average measurements as necessary.
2. Peak measurements: RBW = 1MHz, VBW = 3 MHz, Sweep: Auto.
3. Average measurements: RBW = 1MHz, VBW = 10 Hz, Sweep: Auto.
4. " * ", means this data is the worst emission level.
5. Measurement Level = Reading Level + Correct Factor.
6. The average measurement was not performed when the peak measured data under the limit of average detection.

Product : Intel® Tri-Band Wireless-AC 18265
Test Item : Band Edge Data
Test Date : 2017/06/07
Test Mode : Mode 3 MIMO: Transmit (802.11n-20BW 14.4Mbps) -Channel 100 (5500MHz)

RF Radiated Measurement:

	Frequency (MHz)	Correct Factor (dB)	Reading Level (dBμV)	Measure Level (dBμV /m)	Margin (dB)	Limit (dBμV /m)	Result
Horizontal	5470.000	11.838	42.009	53.847	-14.373	68.220	Pass
Horizontal	5496.957	12.148	83.335	95.482	--	--	--

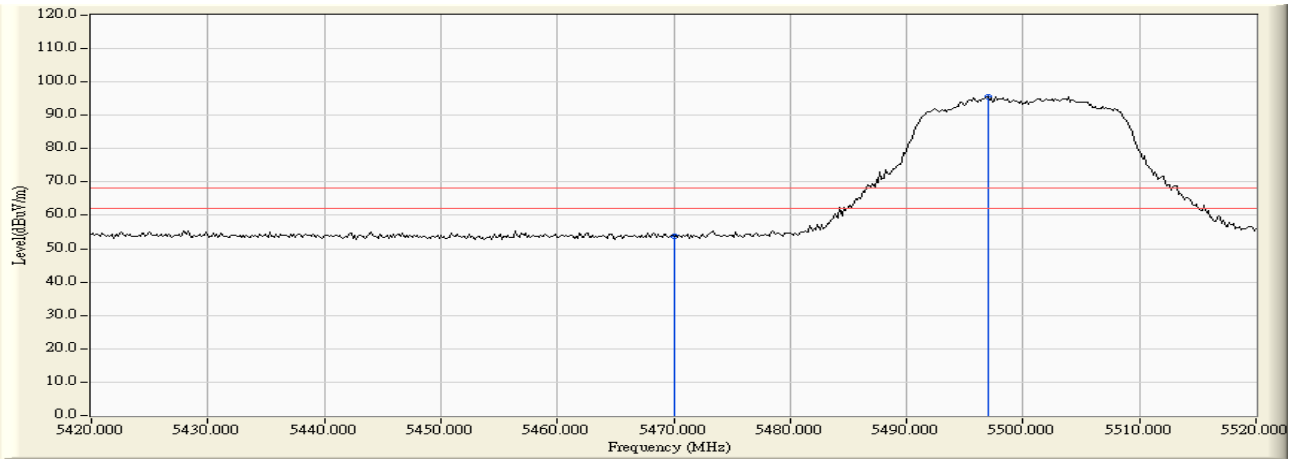

	Frequency (MHz)	Correct Factor (dB)	Reading Level (dBμV)	Measure Level (dBμV /m)	Margin (dB)	Limit (dBμV /m)	Result
Vertical	5470.000	13.462	42.725	56.187	-12.033	68.220	Pass
Vertical	5496.812	13.620	86.536	100.155	--	--	--

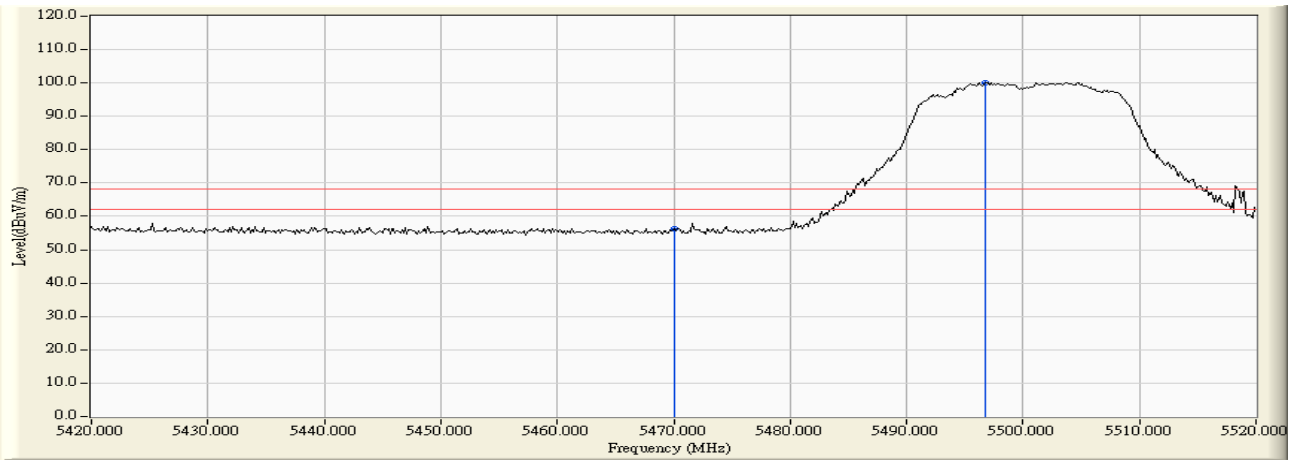

Product : Intel® Tri-Band Wireless-AC 18265
Test Item : Band Edge Data
Test Date : 2017/06/07
Test Mode : Mode 3 MIMO: Transmit (802.11n-20BW 14.4Mbps) -Channel 140 (5700MHz)

RF Radiated Measurement:

	Frequency (MHz)	Correct Factor (dB)	Reading Level (dBµV)	Measure Level (dBµV /m)	Margin (dB)	Limit (dBµV /m)	Result
Horizontal	5702.029	11.646	79.950	91.596	--	--	--
Horizontal	5725.000	11.592	42.298	53.890	-14.330	68.220	Pass

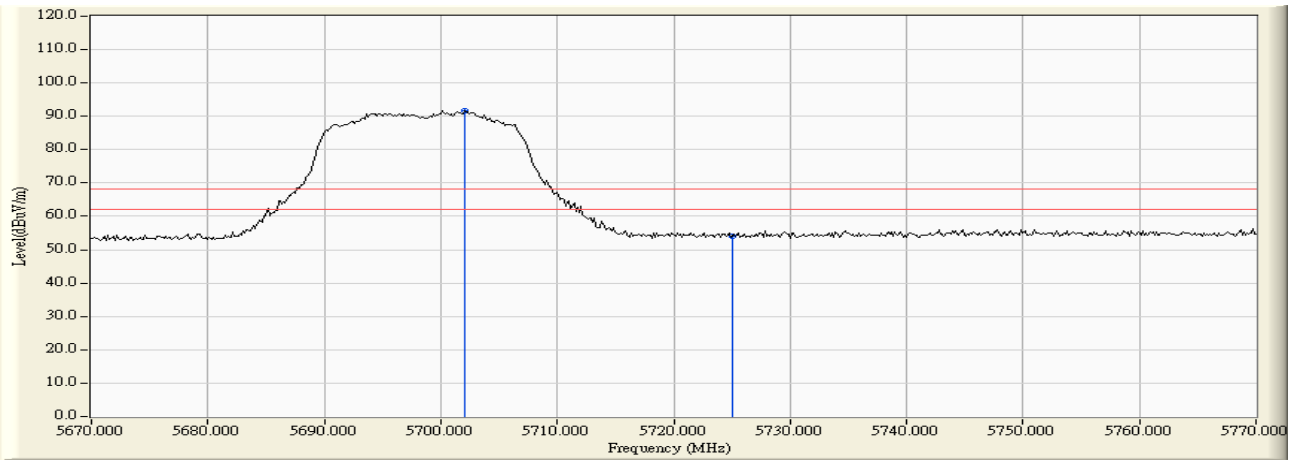

	Frequency (MHz)	Correct Factor (dB)	Reading Level (dBµV)	Measure Level (dBµV /m)	Margin (dB)	Limit (dBµV /m)	Result
Vertical	5694.638	13.013	84.542	97.555	--	--	--
Vertical	5725.000	12.930	42.731	55.661	-12.559	68.220	Pass
Vertical	5729.565	12.915	44.642	57.557	-10.663	68.220	Pass

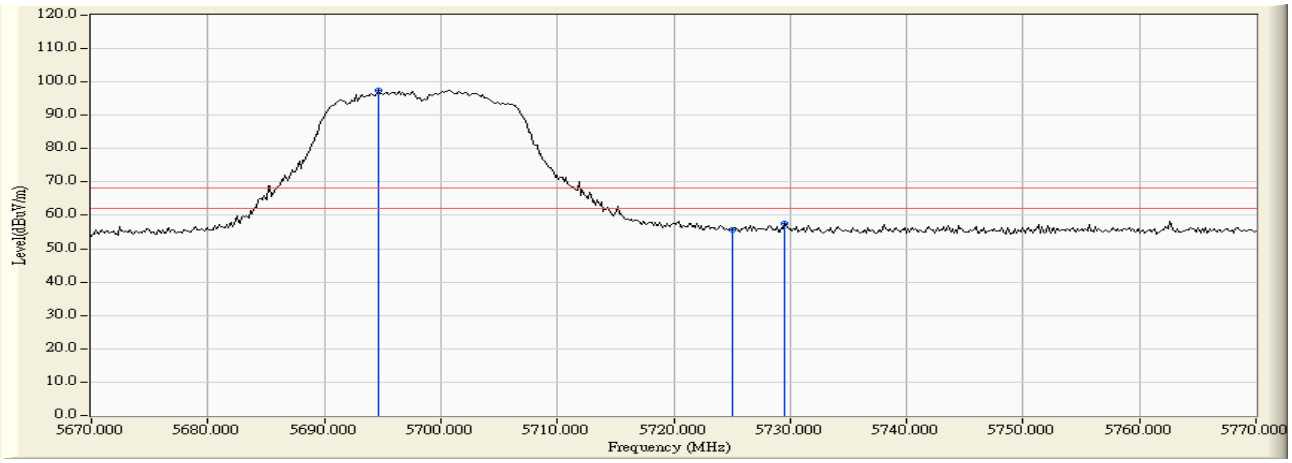

Product : Intel® Tri-Band Wireless-AC 18265
Test Item : Band Edge Data
Test Date : 2017/06/07
Test Mode : Mode 3 MIMO: Transmit (802.11n-20BW 14.4Mbps) -Channel 149 (5745MHz)

RF Radiated Measurement:

	Frequency (MHz)	Correct Factor (dB)	Reading Level (dBµV)	Measure Level (dBµV /m)	Margin (dB)	Limit (dBµV /m)	Result
Horizontal	5650.000	11.554	41.937	53.492	-14.728	68.220	Pass
Horizontal	5670.000	11.602	42.683	54.285	-28.727	83.012	Pass
Horizontal	5700.000	11.647	43.244	54.891	-50.309	105.200	Pass
Horizontal	5720.000	11.607	54.014	65.621	-45.179	110.800	Pass
Horizontal	5725.000	11.592	61.683	73.275	-48.925	122.200	Pass
Horizontal	5747.609	11.520	89.771	101.291	--	--	--

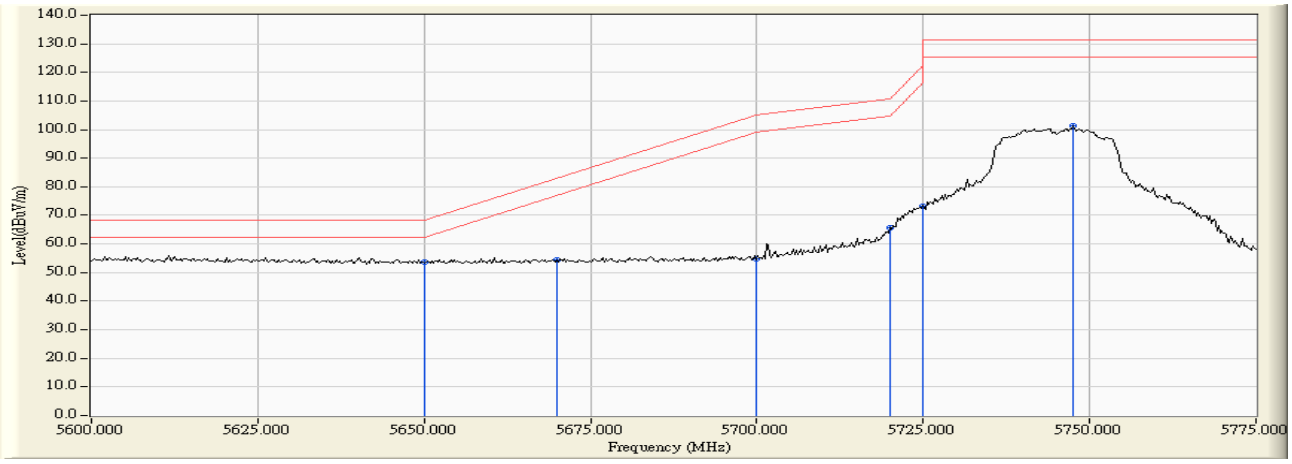

Product : Intel® Tri-Band Wireless-AC 18265
Test Item : Band Edge Data
Test Date : 2017/06/07
Test Mode : Mode 3 MIMO: Transmit (802.11n-20BW 14.4Mbps) -Channel 149 (5745MHz)

RF Radiated Measurement:

	Frequency (MHz)	Correct Factor (dB)	Reading Level (dBµV)	Measure Level (dBµV /m)	Margin (dB)	Limit (dBµV /m)	Result
Vertical	5642.862	13.031	44.064	57.095	-11.125	68.220	Pass
Vertical	5650.000	13.029	42.467	55.496	-12.724	68.220	Pass
Vertical	5688.261	13.019	44.548	57.568	-38.950	96.518	Pass
Vertical	5700.000	13.003	43.874	56.877	-48.323	105.200	Pass
Vertical	5720.000	12.947	54.959	67.906	-42.894	110.800	Pass
Vertical	5723.768	12.934	62.611	75.545	-43.846	119.391	Pass
Vertical	5725.000	12.930	61.714	74.644	-47.556	122.200	Pass
Vertical	5746.594	12.854	90.591	103.445	--	--	--

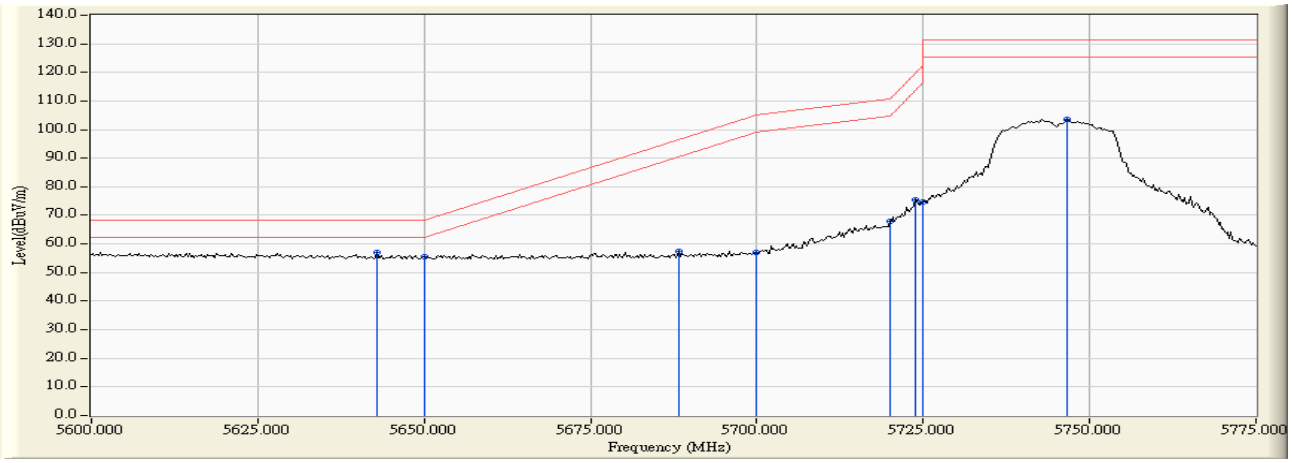

Product : Intel® Tri-Band Wireless-AC 18265
Test Item : Band Edge Data
Test Date : 2017/06/07
Test Mode : Mode 3 MIMO: Transmit (802.11n-20BW 14.4Mbps) -Channel 165 (5825MHz)

RF Radiated Measurement:

	Frequency (MHz)	Correct Factor (dB)	Reading Level (dBµV)	Measure Level (dBµV /m)	Margin (dB)	Limit (dBµV /m)	Result
Horizontal	5828.696	11.553	91.476	103.029	--	--	--
Horizontal	5850.000	11.701	62.298	73.999	-48.201	122.200	Pass
Horizontal	5855.000	11.735	60.077	71.812	-38.988	110.800	Pass
Horizontal	5875.000	11.873	48.893	60.766	-44.434	105.200	Pass
Horizontal	5876.522	11.884	49.088	60.972	-43.102	104.074	Pass
Horizontal	5925.000	12.068	42.151	54.220	-13.980	68.200	Pass

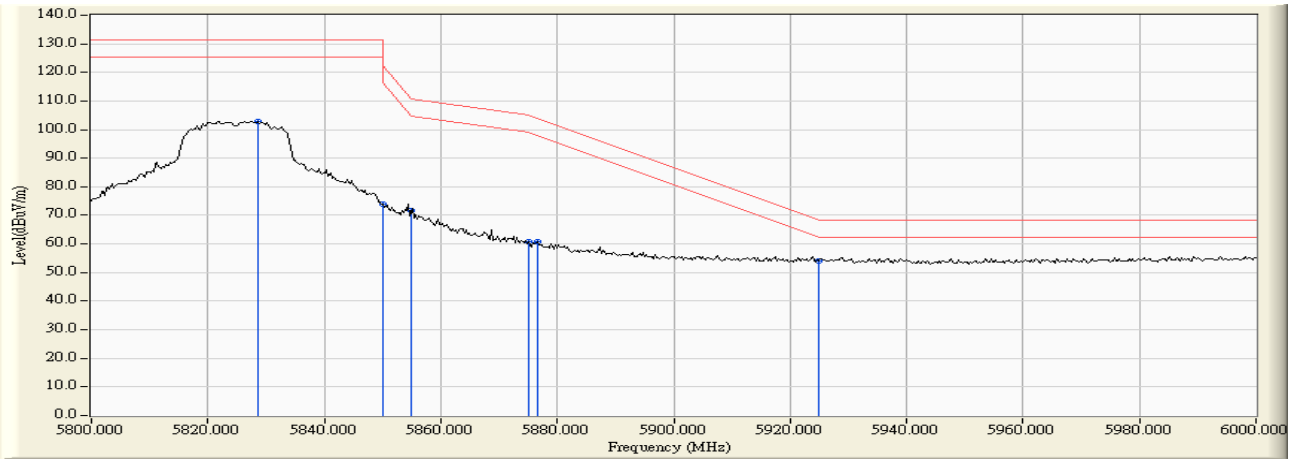

Product : Intel® Tri-Band Wireless-AC 18265
Test Item : Band Edge Data
Test Date : 2017/06/07
Test Mode : Mode 3 MIMO: Transmit (802.11n-20BW 14.4Mbps) -Channel 165 (5825MHz)

RF Radiated Measurement:

	Frequency (MHz)	Correct Factor (dB)	Reading Level (dBµV)	Measure Level (dBµV /m)	Margin (dB)	Limit (dBµV /m)	Result
Vertical	5826.957	12.725	92.276	105.001	--	--	--
Vertical	5850.000	12.774	61.627	74.401	-47.799	122.200	Pass
Vertical	5855.000	12.784	57.564	70.348	-40.452	110.800	Pass
Vertical	5875.000	12.825	48.420	61.245	-43.955	105.200	Pass
Vertical	5925.000	12.911	42.376	55.287	-12.913	68.200	Pass

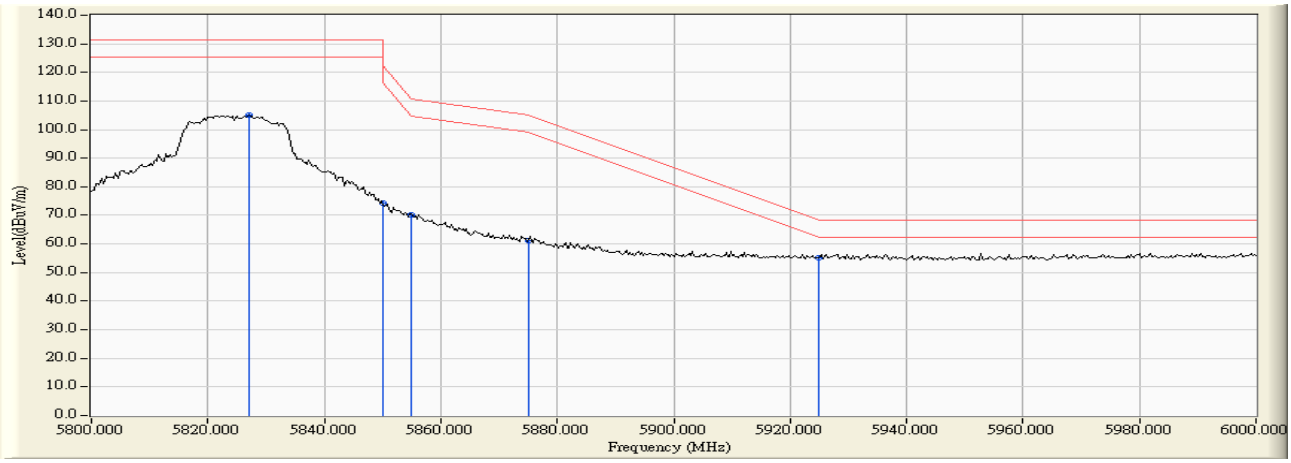

Product : Intel® Tri-Band Wireless-AC 18265
Test Item : Band Edge Data
Test Date : 2017/06/07
Test Mode : Mode 3 MIMO: Transmit (802.11n-40BW 30Mbps) -Channel 38 (5190MHz)

RF Radiated Measurement (Horizontal):

Channel No.	Frequency (MHz)	Correct Factor (dB)	Reading Level (dBμV)	Emission Level (dBμV/m)	Peak Limit (dBμV/m)	Average Limit (dBμV/m)	Result
38 (Peak)	5147.101	10.478	45.239	55.717	74.00	54.00	Pass
38 (Peak)	5150.000	10.470	43.831	54.302	74.00	54.00	Pass
38 (Peak)	5198.696	10.336	80.606	90.942	--	--	--
38 (Average)	5150.000	10.470	31.276	41.747	74.00	54.00	Pass
38 (Average)	5187.101	10.376	70.786	81.162	--	--	--

Figure Channel 38: Horizontal (Peak)

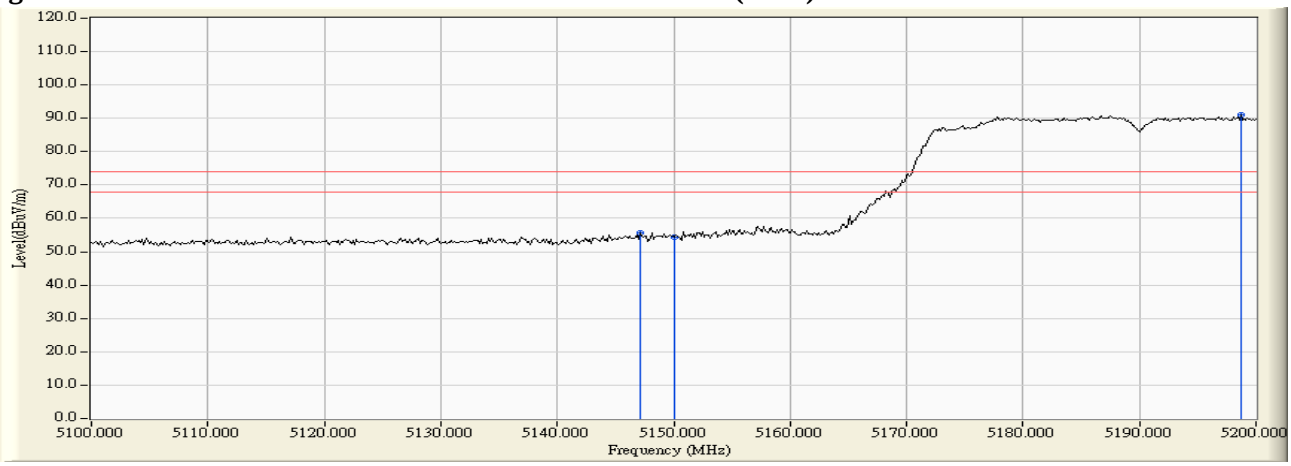

Figure Channel 38: Horizontal (Average)

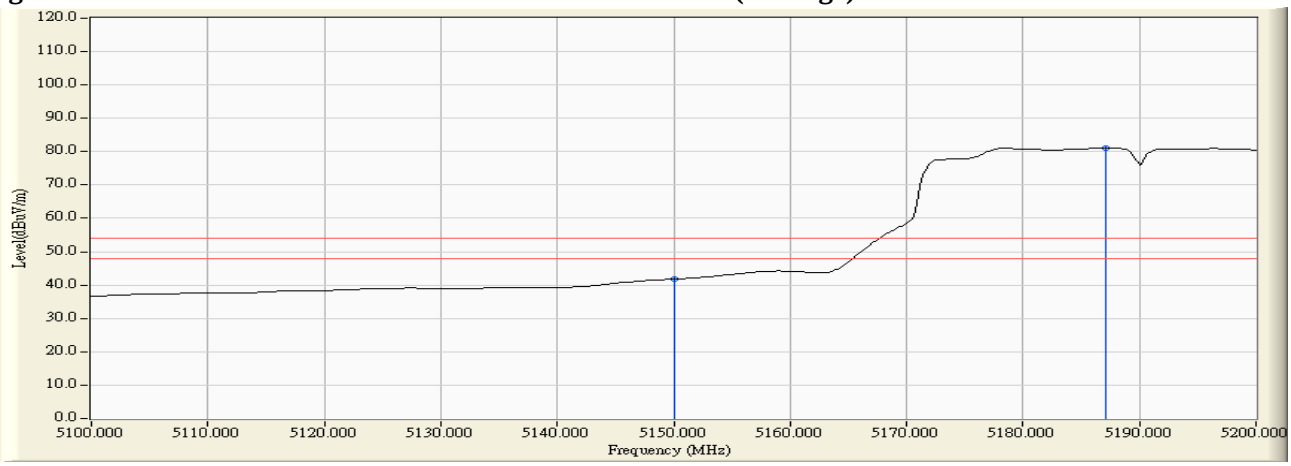

Note:

1. All readings above 1GHz are performed with peak and/or average measurements as necessary.
2. Peak measurements: RBW = 1MHz, VBW = 3 MHz, Sweep: Auto.
3. Average measurements: RBW = 1MHz, VBW = 10 Hz, Sweep: Auto.
4. " * ", means this data is the worst emission level.
5. Measurement Level = Reading Level + Correct Factor.
6. The average measurement was not performed when the peak measured data under the limit of average detection.

Product : Intel® Tri-Band Wireless-AC 18265
Test Item : Band Edge Data
Test Date : 2017/06/07
Test Mode : Mode 3 MIMO: Transmit (802.11n-40BW 30Mbps) -Channel 38 (5190MHz)

RF Radiated Measurement (Vertical):

Channel No.	Frequency (MHz)	Correct Factor (dB)	Reading Level (dBμV)	Emission Level (dBμV/m)	Peak Limit (dBμV/m)	Average Limit (dBμV/m)	Result
38 (Peak)	5149.565	12.389	45.455	57.844	74.00	54.00	Pass
38 (Peak)	5150.000	12.390	43.065	55.455	74.00	54.00	Pass
38 (Peak)	5197.971	12.559	81.806	94.365	--	--	--
38 (Average)	5150.000	12.390	31.200	43.590	74.00	54.00	Pass
38 (Average)	5196.667	12.556	71.379	83.935	--	--	--

Figure Channel 38: Vertical (Peak)

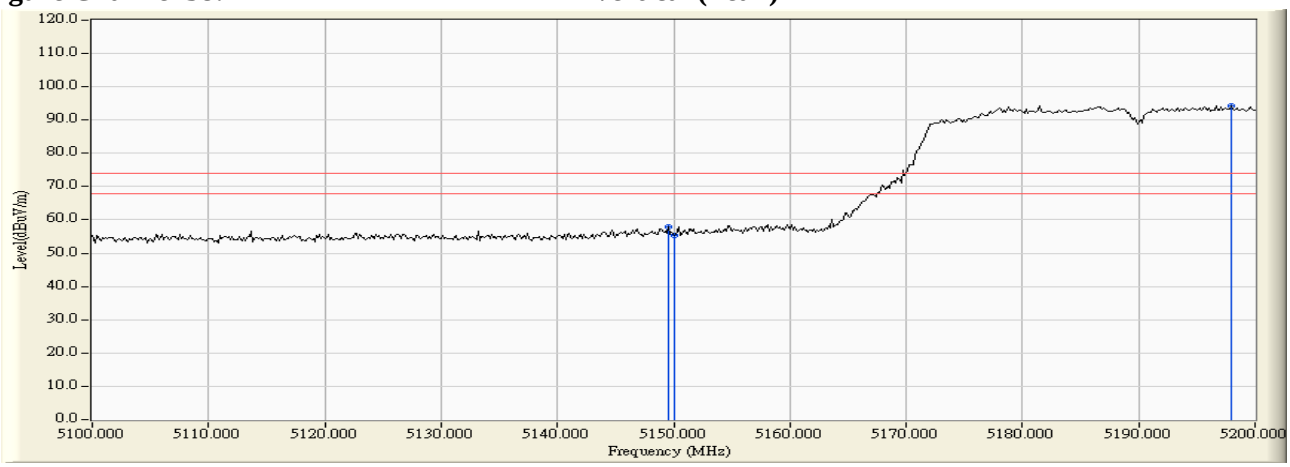

Figure Channel 38: Vertical (Average)

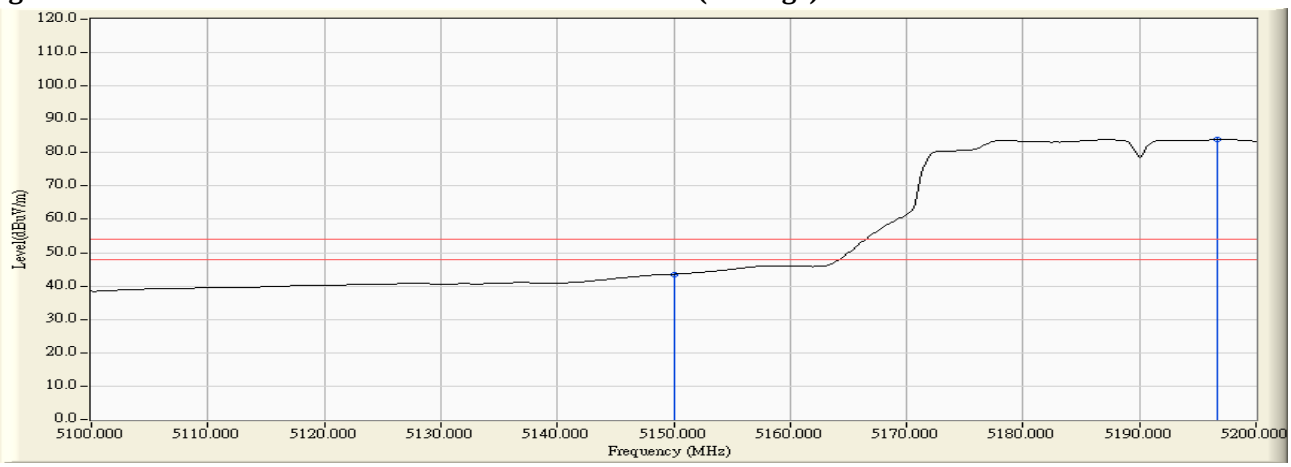

Note:

1. All readings above 1GHz are performed with peak and/or average measurements as necessary.
2. Peak measurements: RBW = 1MHz, VBW = 3 MHz, Sweep: Auto.
3. Average measurements: RBW = 1MHz, VBW = 10 Hz, Sweep: Auto.
4. " * ", means this data is the worst emission level.
5. Measurement Level = Reading Level + Correct Factor.
6. The average measurement was not performed when the peak measured data under the limit of average detection.

Product : Intel® Tri-Band Wireless-AC 18265
Test Item : Band Edge Data
Test Date : 2017/06/07
Test Mode : Mode 3 MIMO: Transmit (802.11n-40BW 30Mbps) -Channel 62 (5310MHz)

RF Radiated Measurement (Horizontal):

Channel No.	Frequency (MHz)	Correct Factor (dB)	Reading Level (dBμV)	Emission Level (dBμV/m)	Peak Limit (dBμV/m)	Arerage Limit (dBμV/m)	Result
62 (Peak)	5301.449	11.147	82.997	94.145	--	--	--
62 (Peak)	5350.000	11.024	42.742	53.766	74.00	54.00	Pass
62 (Peak)	5359.565	10.998	44.230	55.229	74.00	54.00	Pass
62 (Average)	5316.377	11.110	72.479	83.589	--	--	--
62 (Average)	5350.000	11.024	26.500	37.524	74.00	54.00	Pass

Figure Channel 62: Horizontal (Peak)

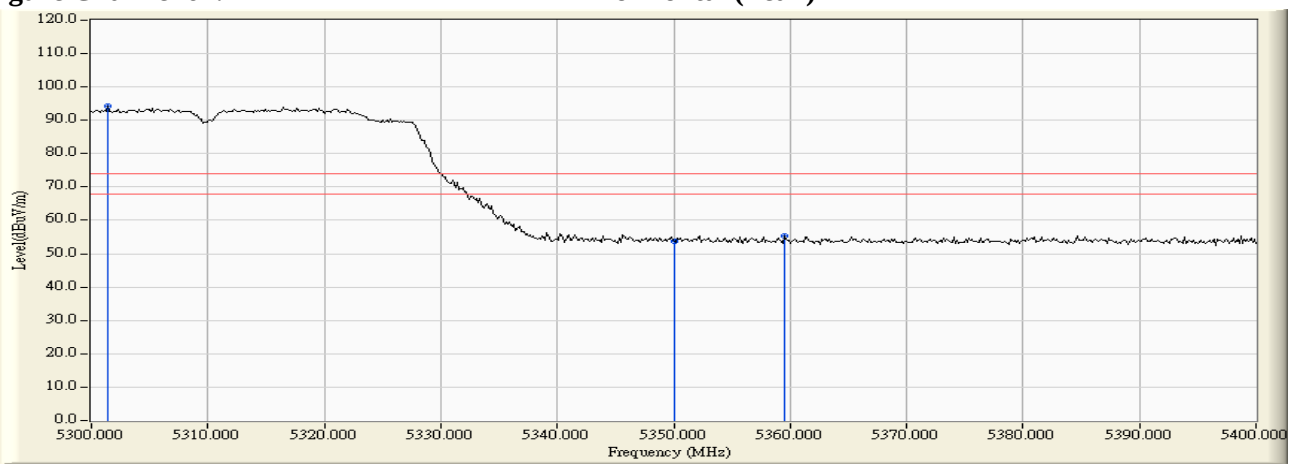

Figure Channel 62: Horizontal (Average)

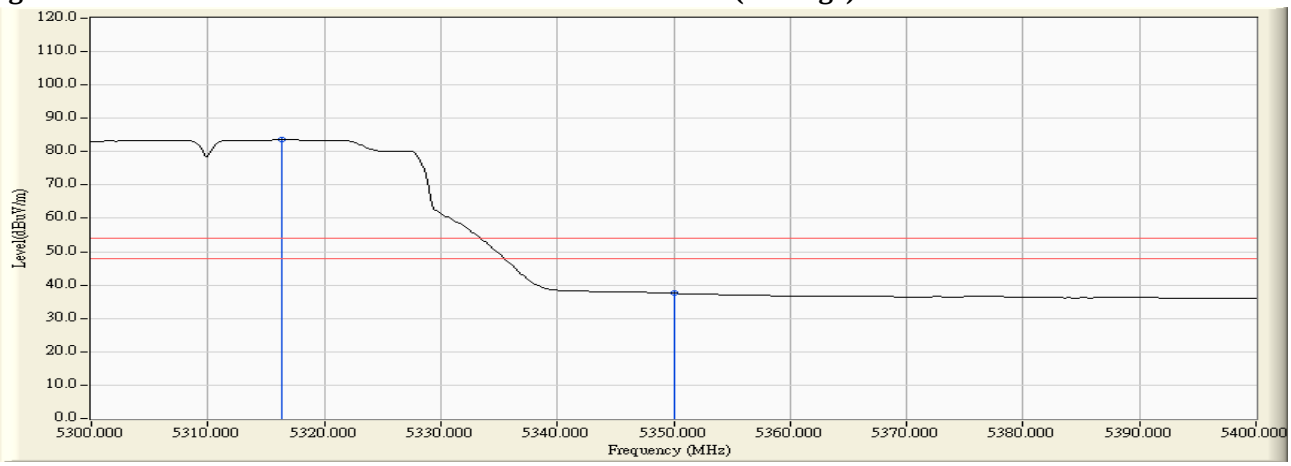

Note:

1. All readings above 1GHz are performed with peak and/or average measurements as necessary.
2. Peak measurements: RBW = 1MHz, VBW = 3 MHz, Sweep: Auto.
3. Average measurements: RBW = 1MHz, VBW = 10 Hz, Sweep: Auto.
4. " * ", means this data is the worst emission level.
5. Measurement Level = Reading Level + Correct Factor.
6. The average measurement was not performed when the peak measured data under the limit of average detection.

Product : Intel® Tri-Band Wireless-AC 18265
Test Item : Band Edge Data
Test Date : 2017/06/07
Test Mode : Mode 3 MIMO: Transmit (802.11n-40BW 30Mbps) -Channel 62 (5310MHz)

RF Radiated Measurement (Vertical):

Channel No.	Frequency (MHz)	Correct Factor (dB)	Reading Level (dBμV)	Emission Level (dBμV/m)	Peak Limit (dBμV/m)	Arerage Limit (dBμV/m)	Result
62 (Peak)	5302.174	13.029	85.484	98.512	--	--	--
62 (Peak)	5350.000	12.999	45.321	58.320	74.00	54.00	Pass
62 (Peak)	5353.478	12.997	45.444	58.441	74.00	54.00	Pass
62 (Average)	5300.870	13.029	71.859	84.887	--	--	--
62 (Average)	5350.000	12.999	26.802	39.801	74.00	54.00	Pass

Figure Channel 62: Vertical (Peak)

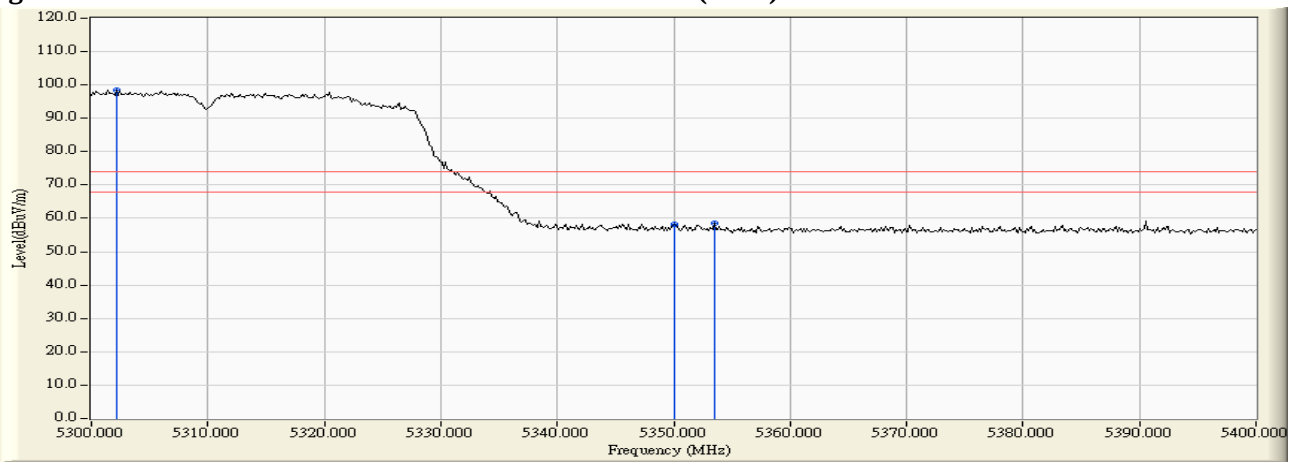

Figure Channel 62: Vertical (Average)

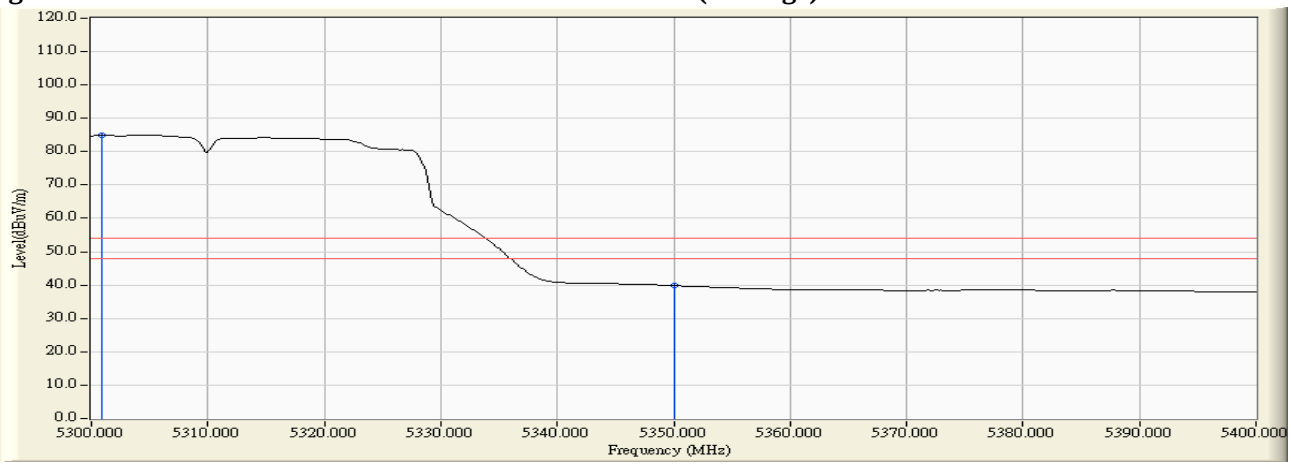

Note:

1. All readings above 1GHz are performed with peak and/or average measurements as necessary.
2. Peak measurements: RBW = 1MHz, VBW = 3 MHz, Sweep: Auto.
3. Average measurements: RBW = 1MHz, VBW = 10 Hz, Sweep: Auto.
4. " * ", means this data is the worst emission level.
5. Measurement Level = Reading Level + Correct Factor.
6. The average measurement was not performed when the peak measured data under the limit of average detection.

Product : Intel® Tri-Band Wireless-AC 18265
Test Item : Band Edge Data
Test Date : 2017/06/07
Test Mode : Mode 3 MIMO: Transmit (802.11n-40BW 30Mbps) -Channel 102 (5510MHz)

RF Radiated Measurement (Horizontal):

Channel No.	Frequency (MHz)	Correct Factor (dB)	Reading Level (dBμV)	Emission Level (dBμV/m)	Peak Limit (dBμV/m)	Arerage Limit (dBμV/m)	Result
102 (Peak)	5456.812	11.660	42.729	54.389	74.00	54.00	Pass
102 (Peak)	5460.000	11.703	42.089	53.792	74.00	54.00	Pass
102 (Peak)	5507.246	12.186	78.980	91.166	--	--	--
102 (Average)	5448.406	11.547	24.778	36.325	74.00	54.00	Pass
102 (Average)	5460.000	11.703	24.084	35.787	74.00	54.00	Pass
102 (Average)	5507.391	12.185	67.933	80.117	--	--	--

Figure Channel 102: Horizontal (Peak)

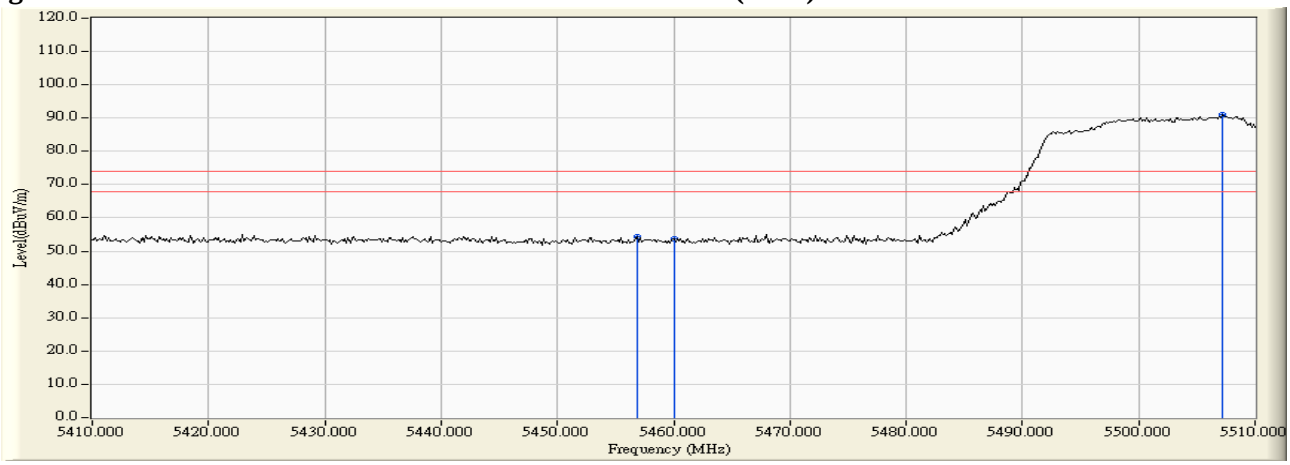

Figure Channel 102: Horizontal (Average)

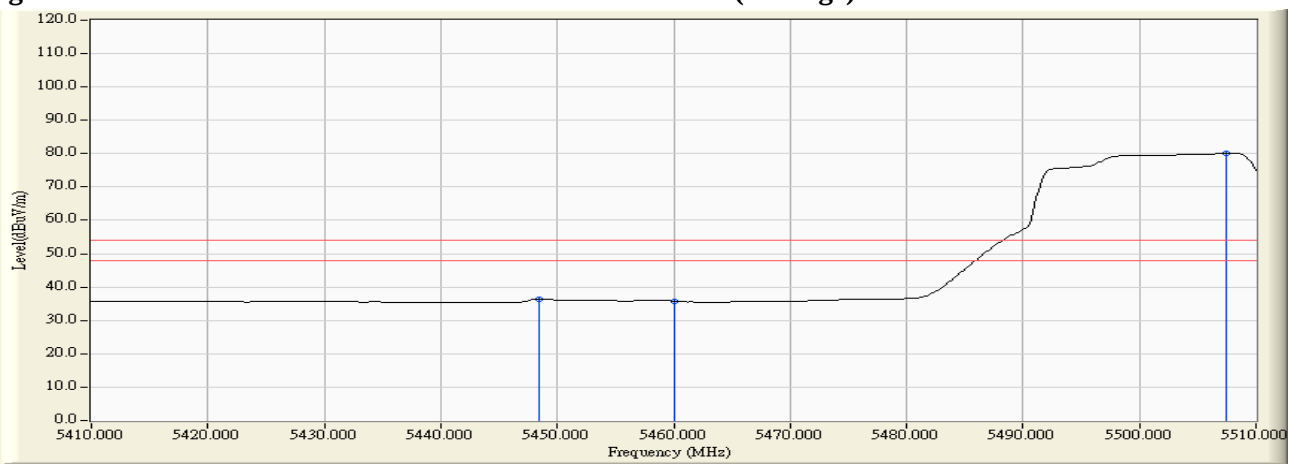

Note:

1. All readings above 1GHz are performed with peak and/or average measurements as necessary.
2. Peak measurements: RBW = 1MHz, VBW = 3 MHz, Sweep: Auto.
3. Average measurements: RBW = 1MHz, VBW = 10 Hz, Sweep: Auto.
4. " * ", means this data is the worst emission level.
5. Measurement Level = Reading Level + Correct Factor.
6. The average measurement was not performed when the peak measured data under the limit of average detection.

Product : Intel® Tri-Band Wireless-AC 18265
Test Item : Band Edge Data
Test Date : 2017/06/07
Test Mode : Mode 3 MIMO: Transmit (802.11n-40BW 30Mbps) -Channel 102 (5510MHz)

RF Radiated Measurement (Vertical):

Channel No.	Frequency (MHz)	Correct Factor (dB)	Reading Level (dBμV)	Emission Level (dBμV/m)	Peak Limit (dBμV/m)	Arerage Limit (dBμV/m)	Result
102 (Peak)	5451.449	13.329	43.847	57.176	74.00	54.00	Pass
102 (Peak)	5460.000	13.390	42.037	55.427	74.00	54.00	Pass
102 (Peak)	5506.812	13.633	82.525	96.158	--	--	--
102 (Average)	5460.000	13.390	24.889	38.279	74.00	54.00	Pass
102 (Average)	5507.246	13.631	71.233	84.863	--	--	--

Figure Channel 102: Vertical (Peak)

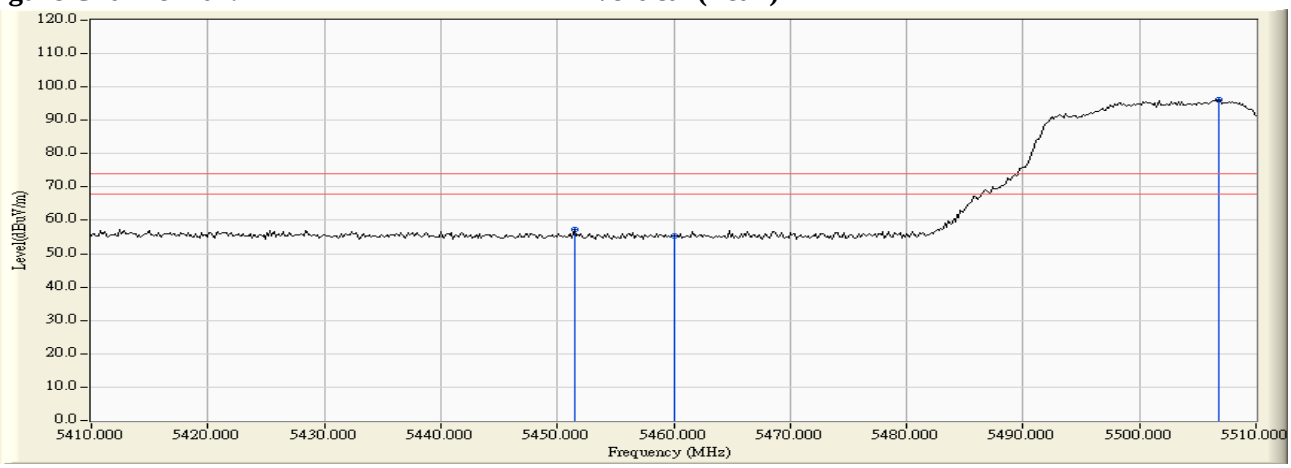

Figure Channel 102: Vertical (Average)

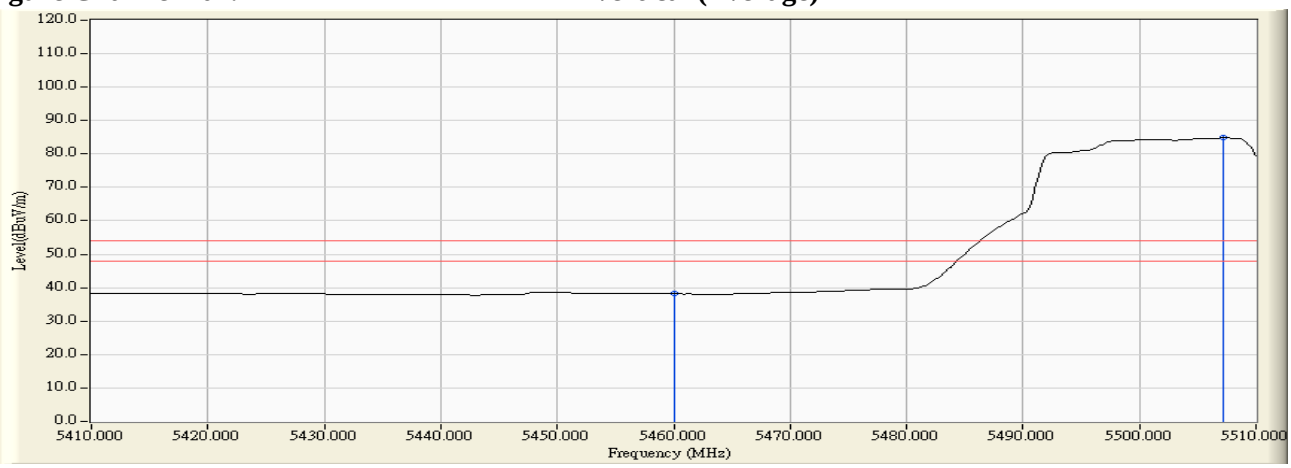

Note:

1. All readings above 1GHz are performed with peak and/or average measurements as necessary.
2. Peak measurements: RBW = 1MHz, VBW = 3 MHz, Sweep: Auto.
3. Average measurements: RBW = 1MHz, VBW = 10 Hz, Sweep: Auto.
4. " * ", means this data is the worst emission level.
5. Measurement Level = Reading Level + Correct Factor.
6. The average measurement was not performed when the peak measured data under the limit of average detection.

Product : Intel® Tri-Band Wireless-AC 18265
Test Item : Band Edge Data
Test Date : 2017/06/07
Test Mode : Mode 3 MIMO: Transmit (802.11n-40BW 30Mbps) -Channel 102 (5510MHz)

RF Radiated Measurement:

	Frequency (MHz)	Correct Factor (dB)	Reading Level (dBµV)	Measure Level (dBµV /m)	Margin (dB)	Limit (dBµV /m)	Result
Horizontal	5470.000	11.838	42.264	54.102	-14.118	68.220	Pass
Horizontal	5516.812	12.108	78.457	90.565	--	--	--

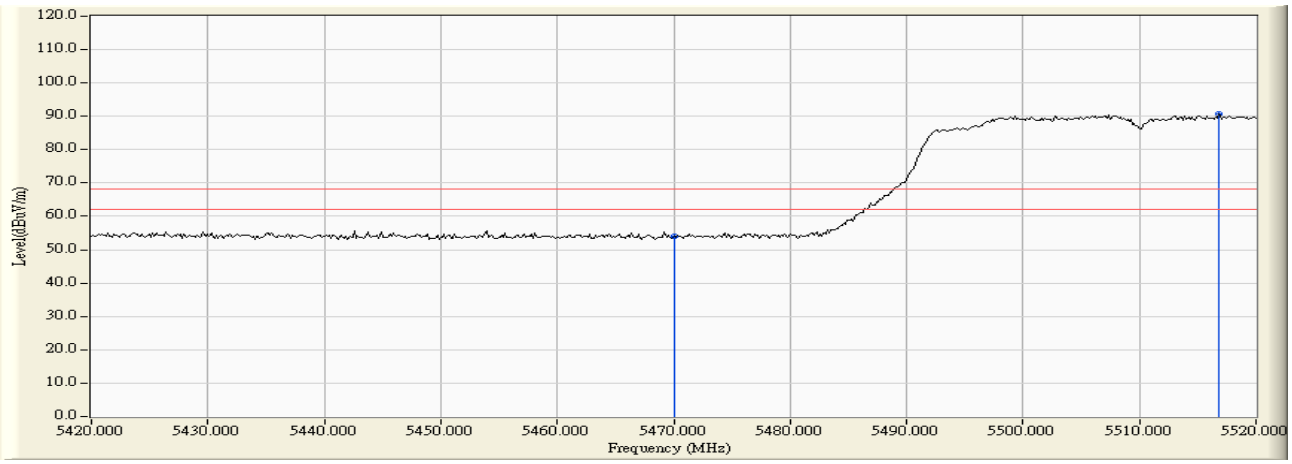

	Frequency (MHz)	Correct Factor (dB)	Reading Level (dBµV)	Measure Level (dBµV /m)	Margin (dB)	Limit (dBµV /m)	Result
Vertical	5435.652	13.219	44.752	57.971	-10.249	68.220	Pass
Vertical	5470.000	13.462	41.350	54.812	-13.408	68.220	Pass
Vertical	5514.638	13.583	82.963	96.546	--	--	--

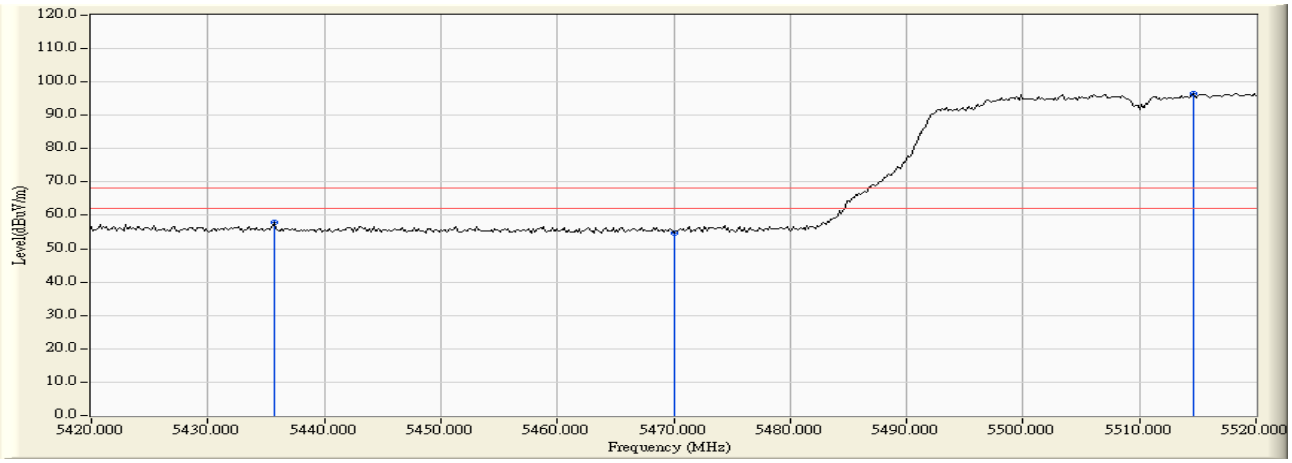

Product : Intel® Tri-Band Wireless-AC 18265
Test Item : Band Edge Data
Test Date : 2017/06/07
Test Mode : Mode 3 MIMO: Transmit (802.11n-40BW 30Mbps) -Channel 134 (5670MHz)

RF Radiated Measurement:

	Frequency (MHz)	Correct Factor (dB)	Reading Level (dBμV)	Measure Level (dBμV /m)	Margin (dB)	Limit (dBμV /m)	Result
Horizontal	5681.717	11.628	79.759	91.388	--	--	--
Horizontal	5725.000	11.592	42.996	54.588	-13.632	68.220	Pass
Horizontal	5732.543	11.568	44.258	55.826	-12.394	68.220	Pass

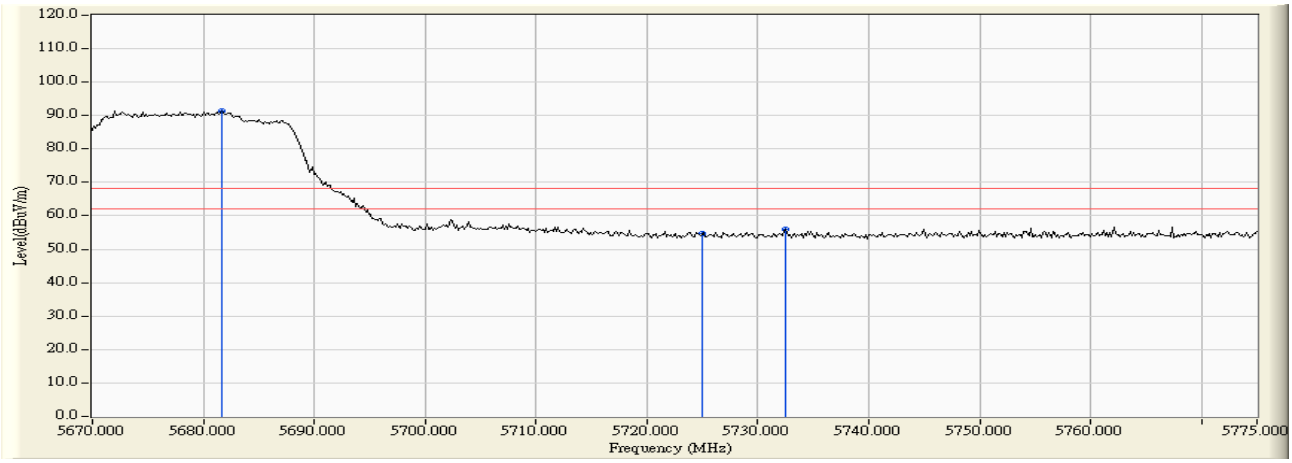

	Frequency (MHz)	Correct Factor (dB)	Reading Level (dBμV)	Measure Level (dBμV /m)	Margin (dB)	Limit (dBμV /m)	Result
Vertical	5680.652	13.021	84.267	97.289	--	--	--
Vertical	5725.000	12.930	42.856	55.786	-12.434	68.220	Pass
Vertical	5726.304	12.926	44.610	57.536	-10.684	68.220	Pass

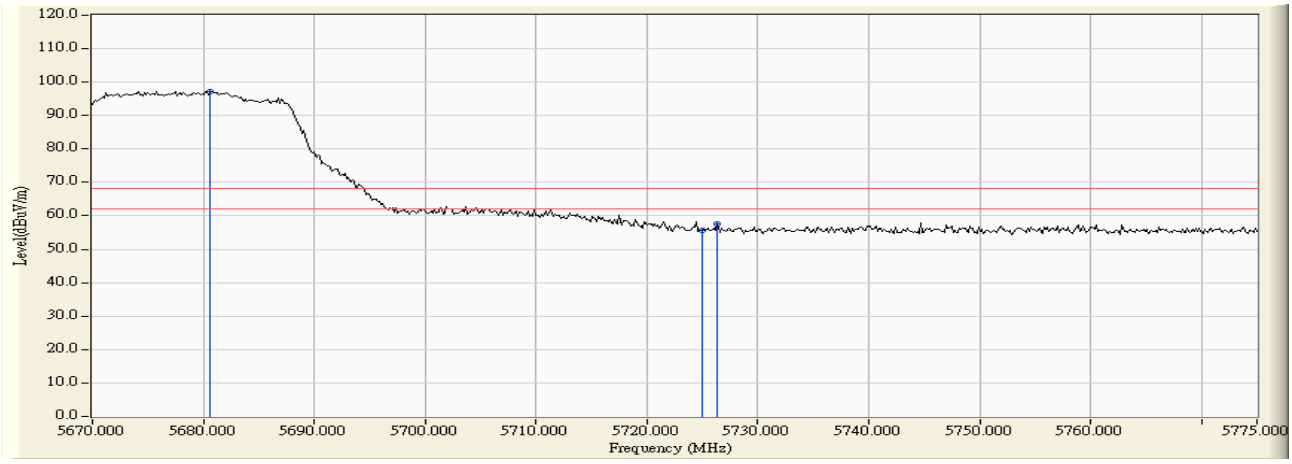

Product : Intel® Tri-Band Wireless-AC 18265
Test Item : Band Edge Data
Test Date : 2017/06/07
Test Mode : Mode 3 MIMO: Transmit (802.11n-40BW 30Mbps) -Channel 151 (5755MHz)

RF Radiated Measurement:

	Frequency (MHz)	Correct Factor (dB)	Reading Level (dBµV)	Measure Level (dBµV /m)	Margin (dB)	Limit (dBµV /m)	Result
Horizontal	5650.000	11.554	42.844	54.399	-13.821	68.220	Pass
Horizontal	5700.000	11.647	42.220	53.867	-51.333	105.200	Pass
Horizontal	5720.000	11.607	47.608	59.215	-51.585	110.800	Pass
Horizontal	5725.000	11.592	53.217	64.809	-57.391	122.200	Pass
Horizontal	5752.428	11.505	86.628	98.133	--	--	--

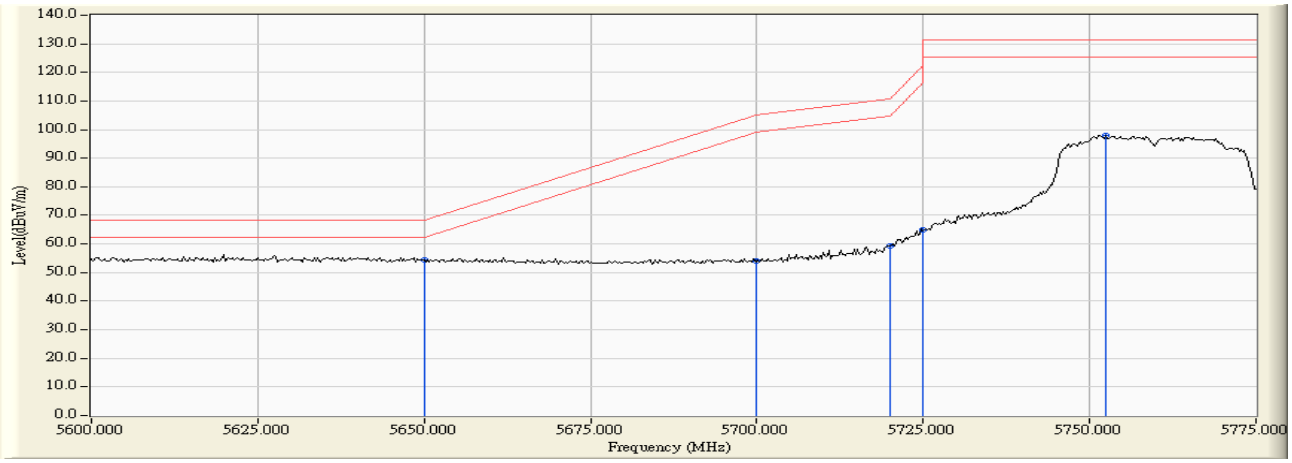

Product : Intel® Tri-Band Wireless-AC 18265
Test Item : Band Edge Data
Test Date : 2017/06/07
Test Mode : Mode 3 MIMO: Transmit (802.11n-40BW 30Mbps) -Channel 151 (5755MHz)

RF Radiated Measurement:

	Frequency (MHz)	Correct Factor (dB)	Reading Level (dBµV)	Measure Level (dBµV /m)	Margin (dB)	Limit (dBµV /m)	Result
Vertical	5624.601	13.035	44.385	57.421	-10.799	68.220	Pass
Vertical	5650.000	13.029	41.997	55.026	-13.194	68.220	Pass
Vertical	5700.000	13.003	43.131	56.134	-49.066	105.200	Pass
Vertical	5720.000	12.947	48.686	61.633	-49.167	110.800	Pass
Vertical	5725.000	12.930	50.010	62.940	-59.260	122.200	Pass
Vertical	5751.413	12.837	87.723	100.561	--	--	--

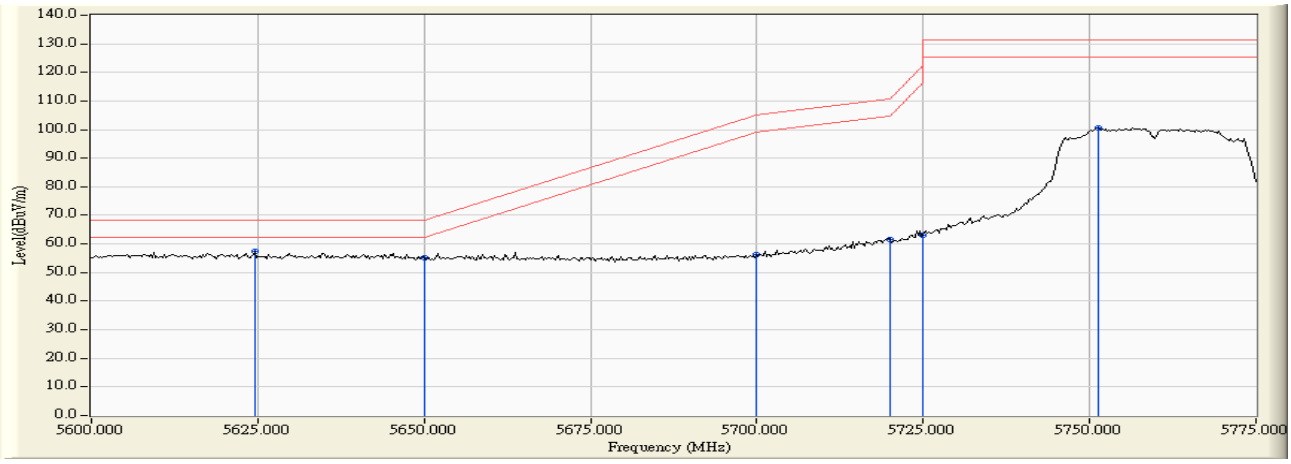

Product : Intel® Tri-Band Wireless-AC 18265
Test Item : Band Edge Data
Test Date : 2017/06/07
Test Mode : Mode 3 MIMO: Transmit (802.11n-40BW 30Mbps) -Channel 159 (5795MHz)

RF Radiated Measurement:

	Frequency (MHz)	Correct Factor (dB)	Reading Level (dBµV)	Measure Level (dBµV /m)	Margin (dB)	Limit (dBµV /m)	Result
Horizontal	5788.370	11.391	89.571	100.962	--	--	--
Horizontal	5850.000	11.701	55.242	66.943	-55.257	122.200	Pass
Horizontal	5855.000	11.735	54.973	66.708	-44.092	110.800	Pass
Horizontal	5875.000	11.873	49.527	61.400	-43.800	105.200	Pass
Horizontal	5876.413	11.883	51.440	63.323	-40.831	104.154	Pass
Horizontal	5925.000	12.068	42.500	54.569	-13.631	68.200	Pass

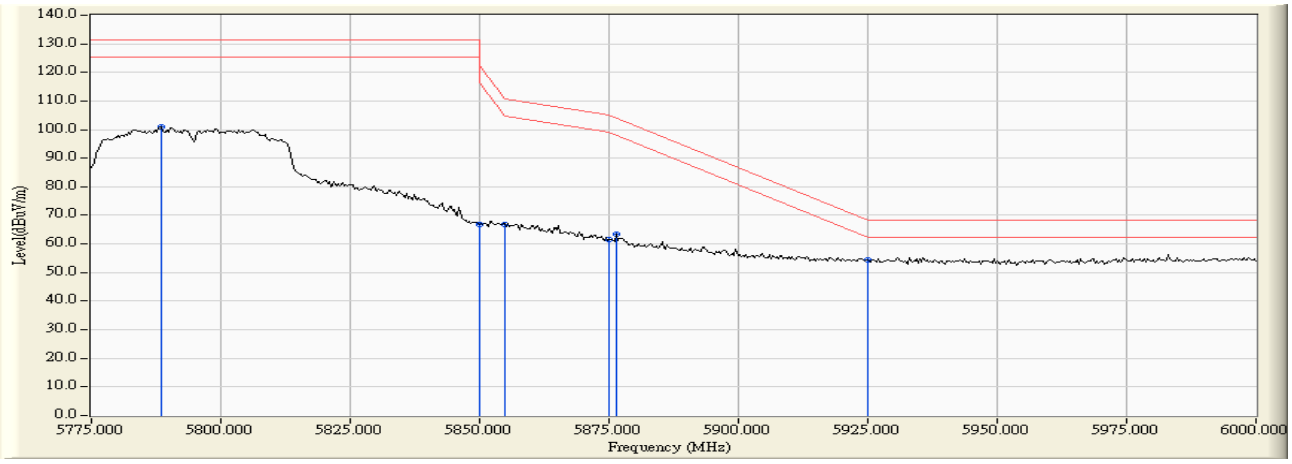

Product : Intel® Tri-Band Wireless-AC 18265
Test Item : Band Edge Data
Test Date : 2017/06/07
Test Mode : Mode 3 MIMO: Transmit (802.11n-40BW 30Mbps) -Channel 159 (5795MHz)

RF Radiated Measurement:

	Frequency (MHz)	Correct Factor (dB)	Reading Level (dBµV)	Measure Level (dBµV /m)	Margin (dB)	Limit (dBµV /m)	Result
Vertical	5783.478	12.725	90.294	103.019	--	--	--
Vertical	5850.000	12.774	54.061	66.835	-55.365	122.200	Pass
Vertical	5850.978	12.775	55.903	68.679	-51.291	119.970	Pass
Vertical	5855.000	12.784	53.990	66.774	-44.026	110.800	Pass
Vertical	5858.152	12.791	55.304	68.095	-41.822	109.917	Pass
Vertical	5875.000	12.825	48.587	61.412	-43.788	105.200	Pass
Vertical	5880.652	12.838	49.614	62.451	-38.567	101.018	Pass
Vertical	5925.000	12.911	42.422	55.333	-12.867	68.200	Pass

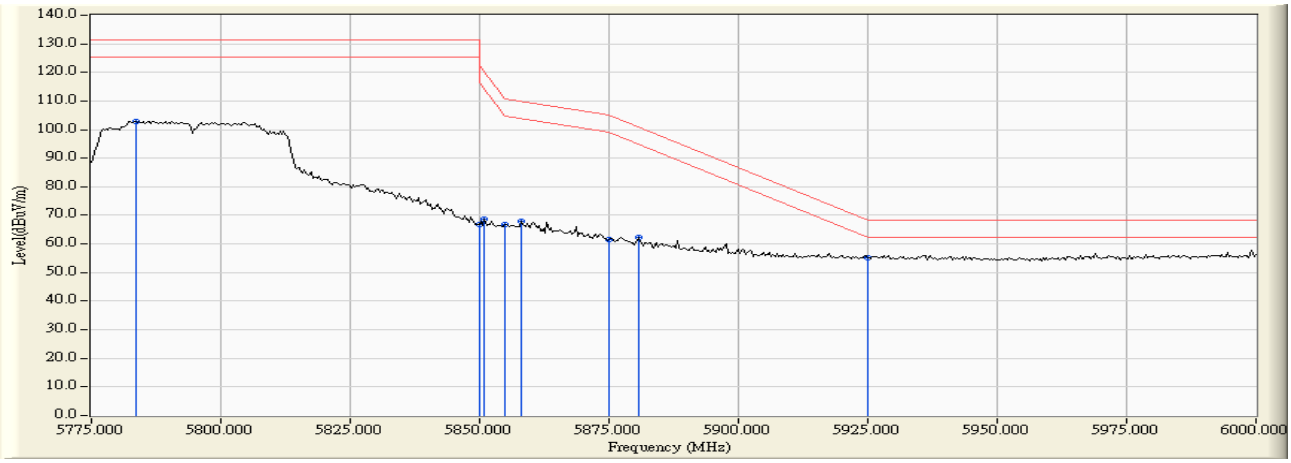

Product : Intel® Tri-Band Wireless-AC 18265
Test Item : Band Edge Data
Test Date : 2017/06/05
Test Mode : Mode 3 MIMO: Transmit (802.11ac-80BW-65Mbps) -Channel 42 (5210MHz)

RF Radiated Measurement (Horizontal):

Channel No.	Frequency (MHz)	Correct Factor (dB)	Reading Level (dBµV)	Emission Level (dBµV/m)	Peak Limit (dBµV/m)	Average Limit (dBµV/m)	Result
42 (Peak)	5126.377	10.529	46.146	56.675	74.00	54.00	Pass
42 (Peak)	5150.000	10.470	44.073	54.544	74.00	54.00	Pass
42 (Peak)	5185.362	10.379	74.767	85.147	--	--	--
42 (Average)	5147.246	10.478	31.302	41.780	74.00	54.00	Pass
42 (Average)	5150.000	10.470	30.888	41.359	74.00	54.00	Pass
42 (Average)	5185.507	10.380	64.936	75.316	--	--	--

Figure Channel 42: Horizontal (Peak)

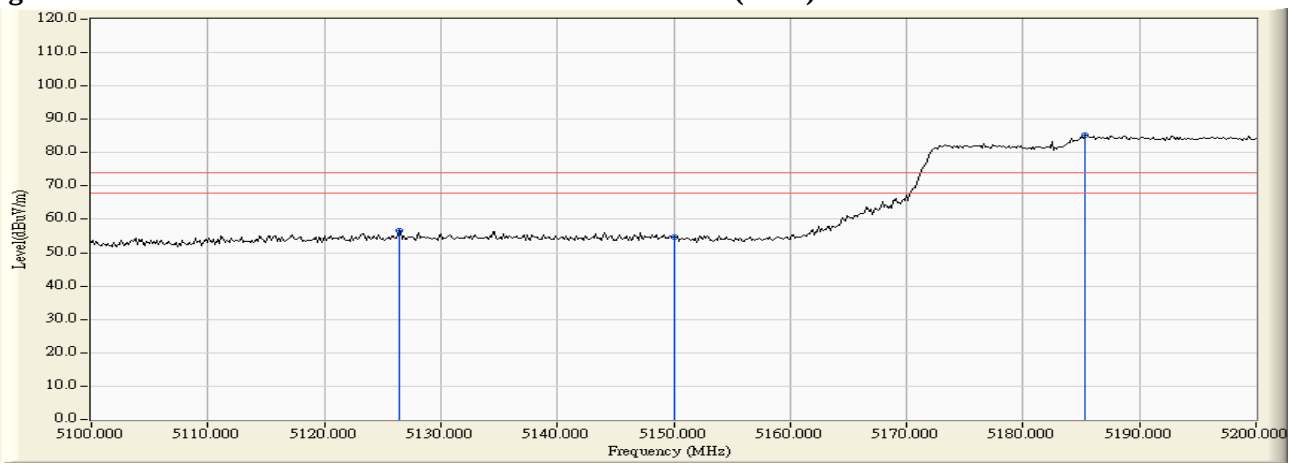

Figure Channel 42: Horizontal (Average)

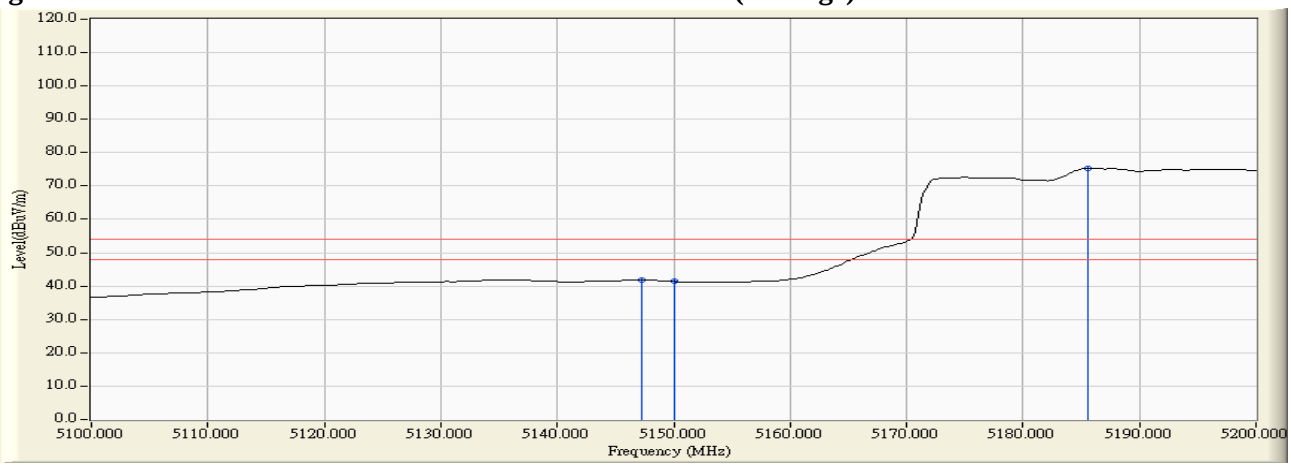

Note:

1. All readings above 1GHz are performed with peak and/or average measurements as necessary.
2. Peak measurements: RBW = 1MHz, VBW = 3 MHz, Sweep: Auto.
3. Average measurements: RBW = 1MHz, VBW = 10 Hz, Sweep: Auto.
4. " * ", means this data is the worst emission level.
5. Measurement Level = Reading Level + Correct Factor.
6. The average measurement was not performed when the peak measured data under the limit of average detection.

Product : Intel® Tri-Band Wireless-AC 18265
Test Item : Band Edge Data
Test Date : 2017/06/05
Test Mode : Mode 3 MIMO: Transmit (802.11ac-80BW-65Mbps) -Channel 42 (5210MHz)

RF Radiated Measurement (Vertical):

Channel No.	Frequency (MHz)	Correct Factor (dB)	Reading Level (dBµV)	Emission Level (dBµV/m)	Peak Limit (dBµV/m)	Average Limit (dBµV/m)	Result
42 (Peak)	5146.087	12.376	44.728	57.104	74.00	54.00	Pass
42 (Peak)	5150.000	12.390	41.784	54.174	74.00	54.00	Pass
42 (Peak)	5192.464	12.543	77.395	89.939	--	--	--
42 (Average)	5147.971	12.383	28.412	40.795	74.00	54.00	Pass
42 (Average)	5150.000	12.390	28.128	40.518	74.00	54.00	Pass
42 (Average)	5198.841	12.561	66.576	79.138	--	--	--

Figure Channel 42: Vertical (Peak)

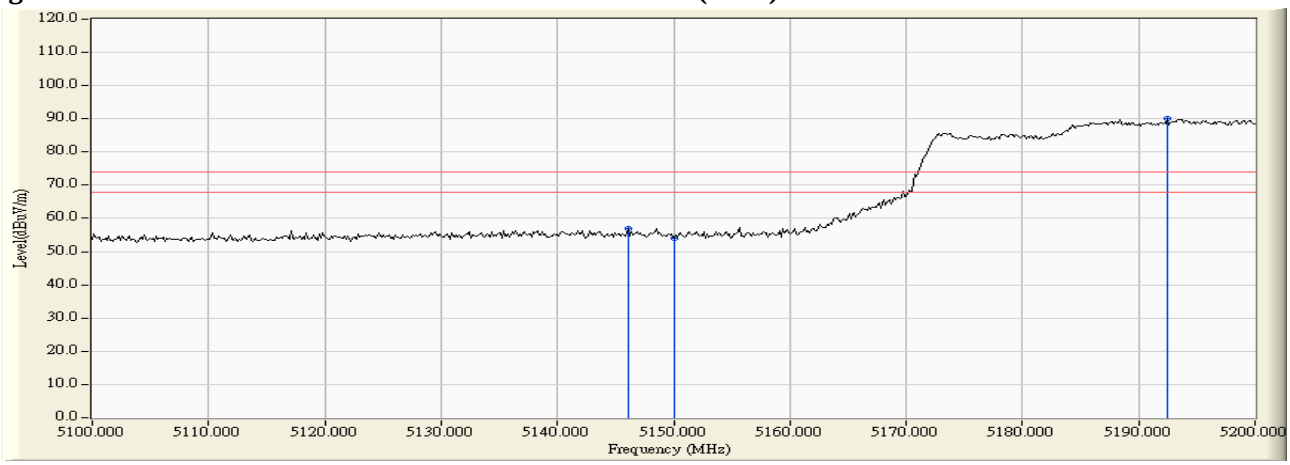

Figure Channel 42: Vertical (Average)

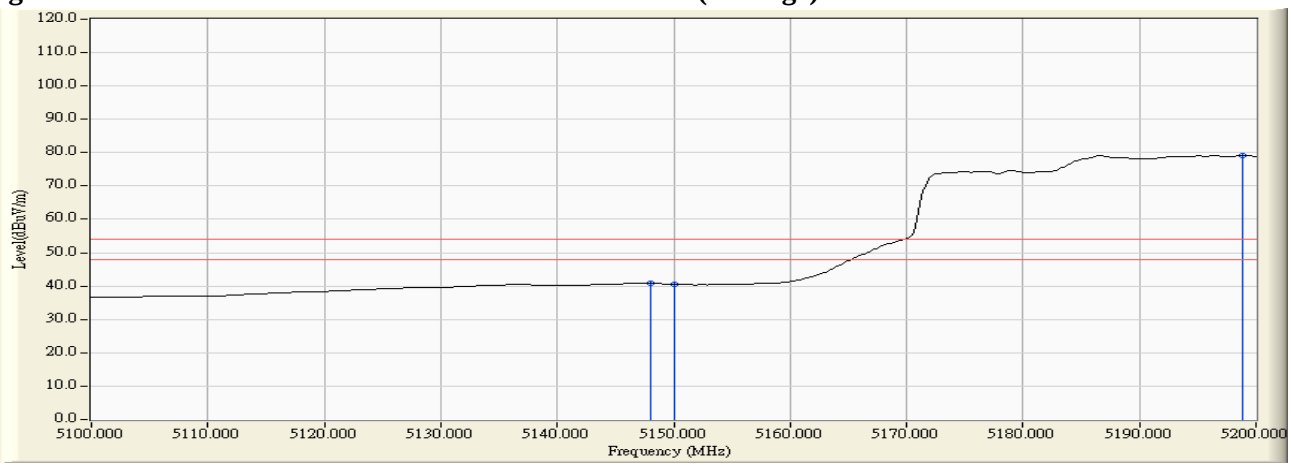

Note:

1. All readings above 1GHz are performed with peak and/or average measurements as necessary.
2. Peak measurements: RBW = 1MHz, VBW = 3 MHz, Sweep: Auto.
3. Average measurements: RBW = 1MHz, VBW = 10 Hz, Sweep: Auto.
4. " * ", means this data is the worst emission level.
5. Measurement Level = Reading Level + Correct Factor.
6. The average measurement was not performed when the peak measured data under the limit of average detection.

Product : Intel® Tri-Band Wireless-AC 18265
Test Item : Band Edge Data
Test Date : 2017/06/05
Test Mode : Mode 3 MIMO: Transmit (802.11ac-80BW-65Mbps) -Channel 58 (5290MHz)

RF Radiated Measurement (Horizontal):

Channel No.	Frequency (MHz)	Correct Factor (dB)	Reading Level (dBμV)	Emission Level (dBμV/m)	Peak Limit (dBμV/m)	Average Limit (dBμV/m)	Result
58 (Peak)	5313.478	11.117	79.237	90.354	--	--	--
58 (Peak)	5350.000	11.024	44.710	55.734	74.00	54.00	Pass
58 (Peak)	5365.652	10.982	45.749	56.731	74.00	54.00	Pass
58 (Average)	5313.333	11.118	68.718	79.836	--	--	--
58 (Average)	5350.000	11.024	27.807	38.831	74.00	54.00	Pass

Figure Channel 58: Horizontal (Peak)

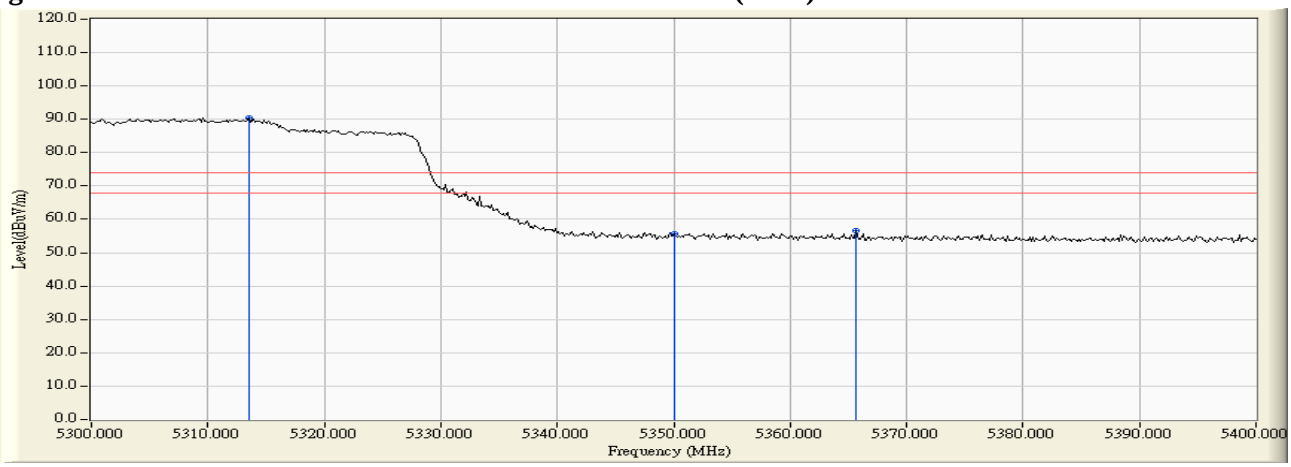

Figure Channel 58: Horizontal (Average)

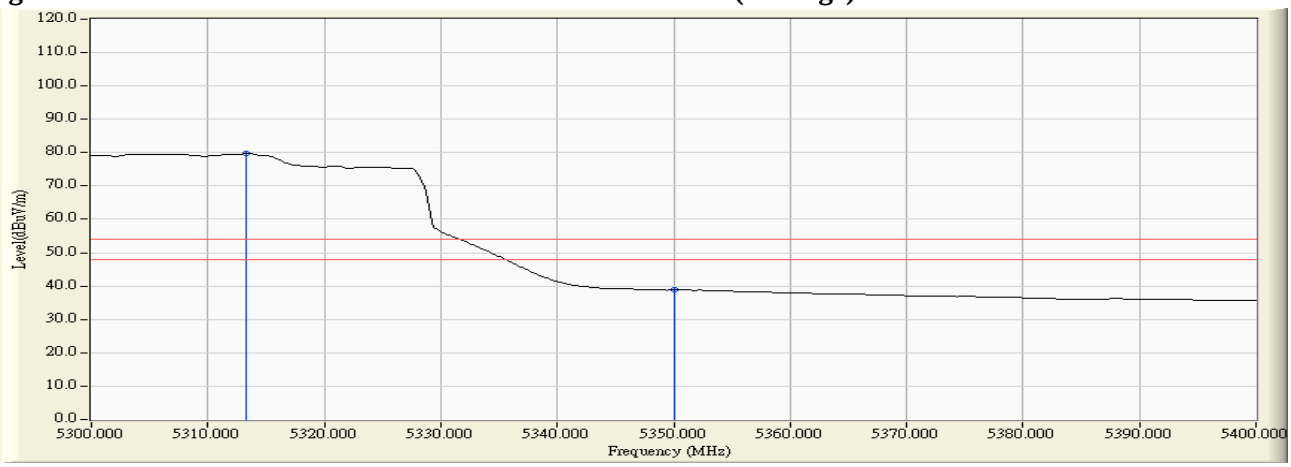

Note:

1. All readings above 1GHz are performed with peak and/or average measurements as necessary.
2. Peak measurements: RBW = 1MHz, VBW = 3 MHz, Sweep: Auto.
3. Average measurements: RBW = 1MHz, VBW = 10 Hz, Sweep: Auto.
4. " * ", means this data is the worst emission level.
5. Measurement Level = Reading Level + Correct Factor.
6. The average measurement was not performed when the peak measured data under the limit of average detection.

Product : Intel® Tri-Band Wireless-AC 18265
Test Item : Band Edge Data
Test Date : 2017/06/05
Test Mode : Mode 3 MIMO: Transmit (802.11ac-80BW-65Mbps) -Channel 58 (5290MHz)

RF Radiated Measurement (Vertical):

Channel No.	Frequency (MHz)	Correct Factor (dB)	Reading Level (dBμV)	Emission Level (dBμV/m)	Peak Limit (dBμV/m)	Average Limit (dBμV/m)	Result
58 (Peak)	5303.768	13.028	79.612	92.640	--	--	--
58 (Peak)	5350.000	12.999	43.212	56.211	74.00	54.00	Pass
58 (Peak)	5354.638	12.995	45.289	58.285	74.00	54.00	Pass
58 (Average)	5304.203	13.027	67.859	80.887	--	--	--
58 (Average)	5350.000	12.999	27.476	40.475	74.00	54.00	Pass

Figure Channel 58: Vertical (Peak)

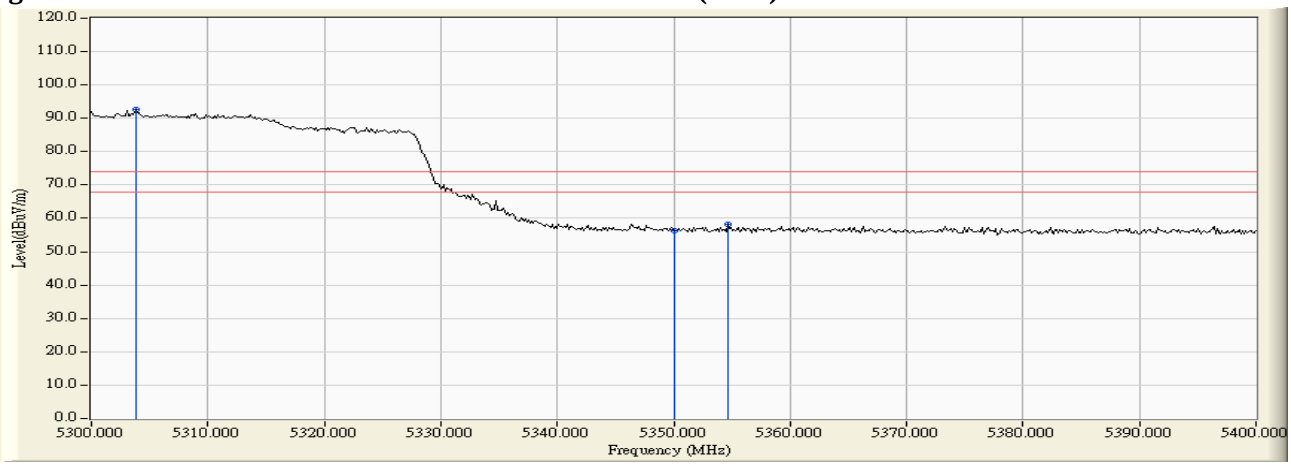

Figure Channel 58: Vertical (Average)

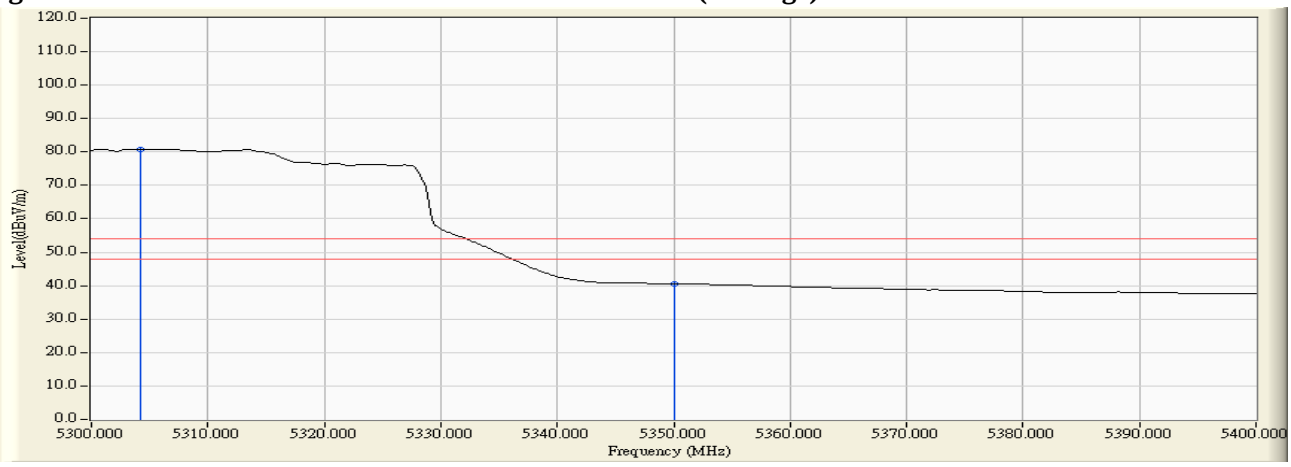

Note:

1. All readings above 1GHz are performed with peak and/or average measurements as necessary.
2. Peak measurements: RBW = 1MHz, VBW = 3 MHz, Sweep: Auto.
3. Average measurements: RBW = 1MHz, VBW = 10 Hz, Sweep: Auto.
4. " * ", means this data is the worst emission level.
5. Measurement Level = Reading Level + Correct Factor.
6. The average measurement was not performed when the peak measured data under the limit of average detection.

Product : Intel® Tri-Band Wireless-AC 18265
Test Item : Band Edge Data
Test Date : 2017/06/05
Test Mode : Mode 3 MIMO: Transmit (802.11ac-80BW-65Mbps) -Channel 106 (5530MHz)

RF Radiated Measurement (Horizontal):

Channel No.	Frequency (MHz)	Correct Factor (dB)	Reading Level (dBμV)	Emission Level (dBμV/m)	Peak Limit (dBμV/m)	Average Limit (dBμV/m)	Result
106 (Peak)	5451.884	11.593	42.883	54.476	74.00	54.00	Pass
106 (Peak)	5460.000	11.703	41.712	53.415	74.00	54.00	Pass
106 (Peak)	5505.652	12.198	72.394	84.592	--	--	--
106 (Average)	5458.841	11.687	25.862	37.549	74.00	54.00	Pass
106 (Average)	5460.000	11.703	25.731	37.434	74.00	54.00	Pass
106 (Average)	5506.812	12.189	63.031	75.220	--	--	--

Figure Channel 106: Horizontal (Peak)

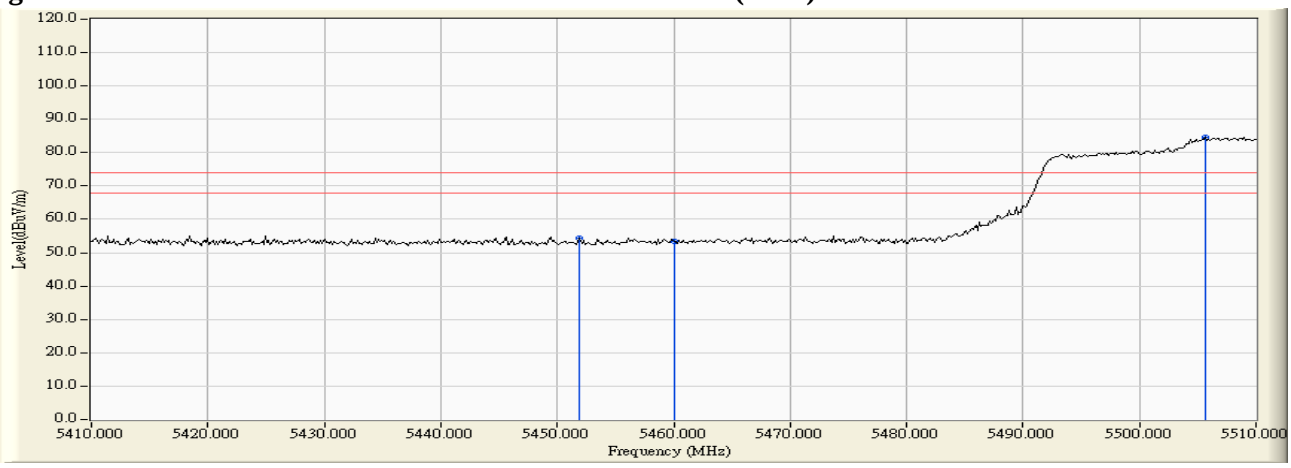

Figure Channel 106: Horizontal (Average)

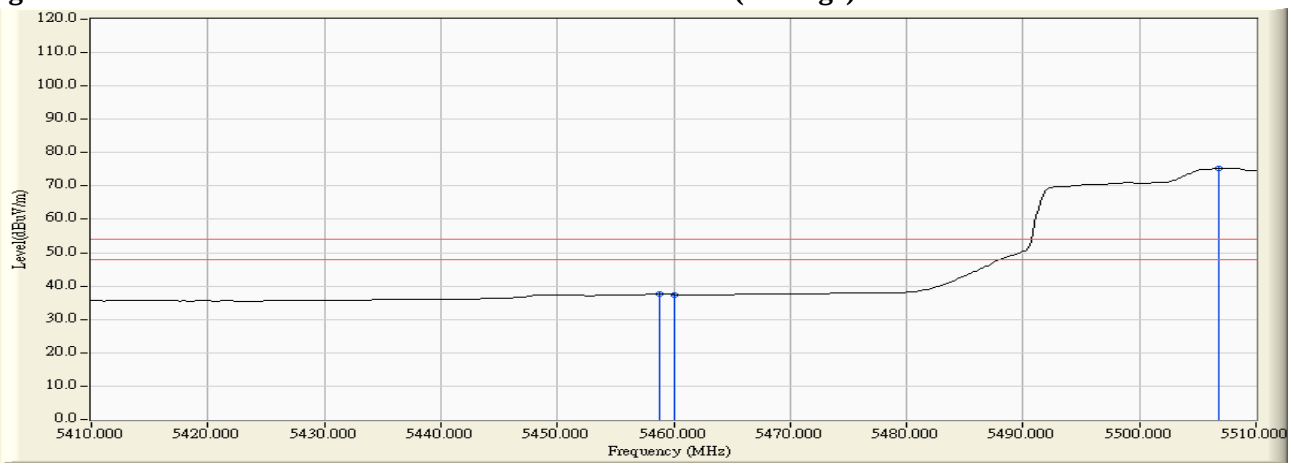

Note:

1. All readings above 1GHz are performed with peak and/or average measurements as necessary.
2. Peak measurements: RBW = 1MHz, VBW = 3 MHz, Sweep: Auto.
3. Average measurements: RBW = 1MHz, VBW = 10 Hz, Sweep: Auto.
4. " * ", means this data is the worst emission level.
5. Measurement Level = Reading Level + Correct Factor.
6. The average measurement was not performed when the peak measured data under the limit of average detection.

Product : Intel® Tri-Band Wireless-AC 18265
Test Item : Band Edge Data
Test Date : 2017/06/05
Test Mode : Mode 3 MIMO: Transmit (802.11ac-80BW-65Mbps) -Channel 106 (5530MHz)

RF Radiated Measurement (Vertical):

Channel No.	Frequency (MHz)	Correct Factor (dB)	Reading Level (dBμV)	Emission Level (dBμV/m)	Peak Limit (dBμV/m)	Average Limit (dBμV/m)	Result
106 (Peak)	5456.667	13.366	43.130	56.496	74.00	54.00	Pass
106 (Peak)	5460.000	13.390	41.976	55.366	74.00	54.00	Pass
106 (Peak)	5505.217	13.644	76.781	90.424	--	--	--
106 (Average)	5458.696	13.380	26.790	40.170	74.00	54.00	Pass
106 (Average)	5460.000	13.390	26.657	40.047	74.00	54.00	Pass
106 (Average)	5506.667	13.633	66.686	80.320	--	--	--

Figure Channel 106: Vertical (Peak)

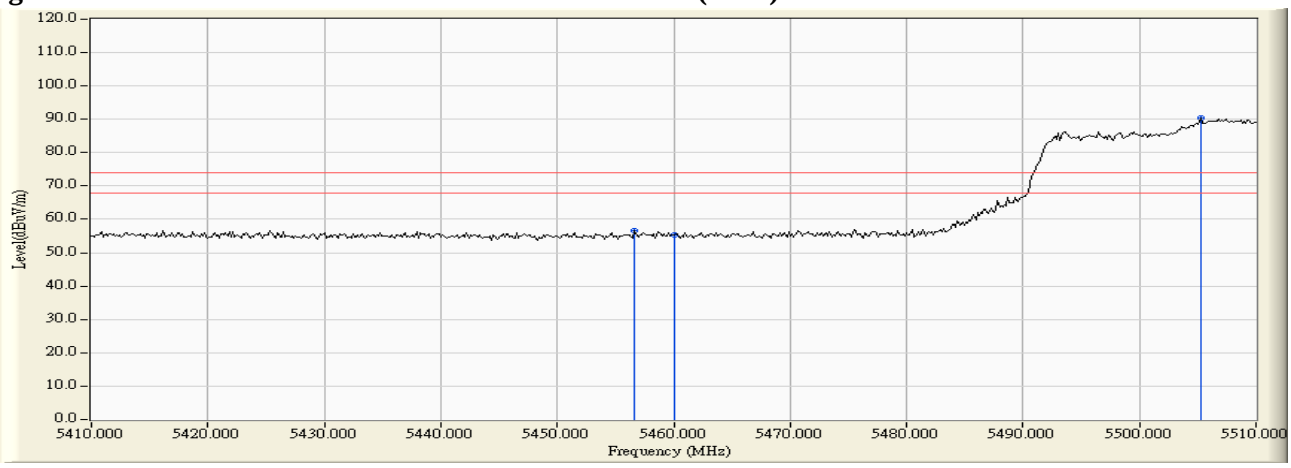

Figure Channel 106: Vertical (Average)

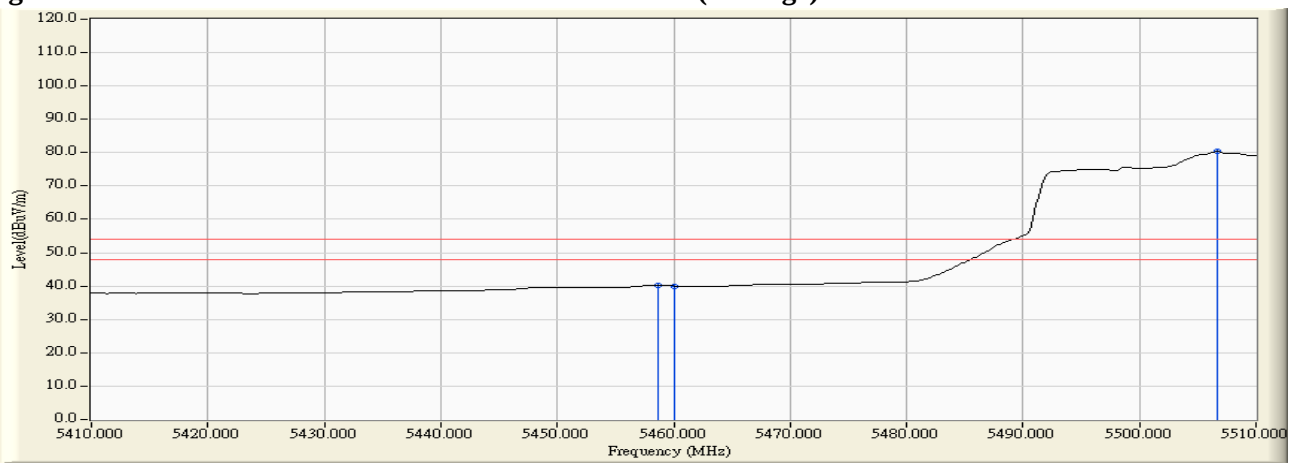

Note:

1. All readings above 1GHz are performed with peak and/or average measurements as necessary.
2. Peak measurements: RBW = 1MHz, VBW = 3 MHz, Sweep: Auto.
3. Average measurements: RBW = 1MHz, VBW = 10 Hz, Sweep: Auto.
4. " * ", means this data is the worst emission level.
5. Measurement Level = Reading Level + Correct Factor.
6. The average measurement was not performed when the peak measured data under the limit of average detection.

Product : Intel® Tri-Band Wireless-AC 18265
Test Item : Band Edge Data
Test Date : 2017/06/07
Test Mode : Mode 3 MIMO: Transmit (802.11ac-80BW-65Mbps) -Channel 106 (5530MHz)

RF Radiated Measurement:

	Frequency (MHz)	Correct Factor (dB)	Reading Level (dBµV)	Measure Level (dBµV /m)	Margin (dB)	Limit (dBµV /m)	Result
Horizontal	5457.391	11.667	44.409	56.076	-12.144	68.220	Pass
Horizontal	5470.000	11.838	42.876	54.714	-13.506	68.220	Pass
Horizontal	5516.522	12.111	71.889	84.000	--	--	--

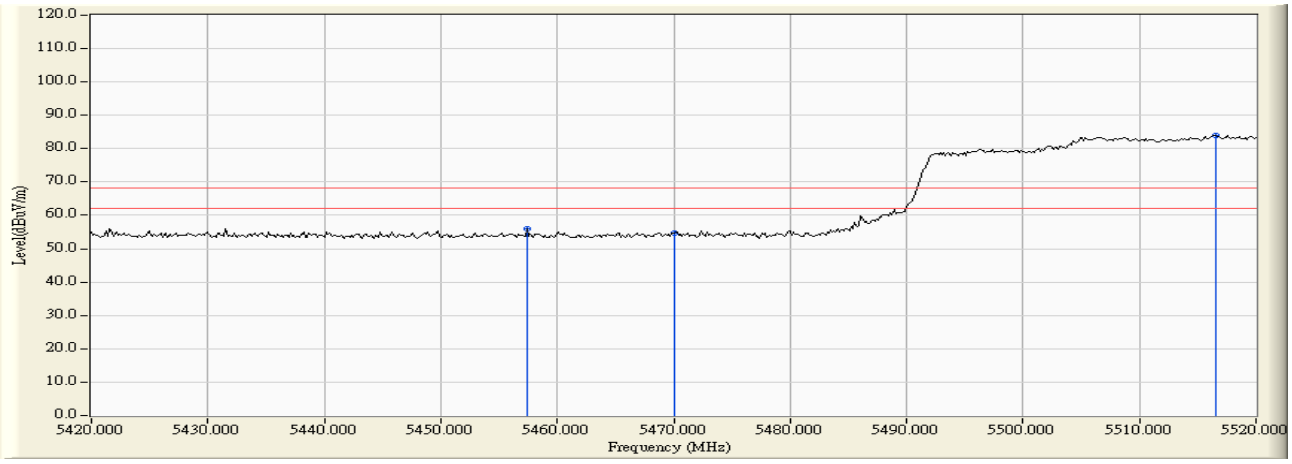

	Frequency (MHz)	Correct Factor (dB)	Reading Level (dBm)	Measure Level (dBm/m)	Margin (dB)	Limit (dBm/m)	Result
Vertical	5470.000	13.462	42.603	56.065	-12.155	68.220	Pass
Vertical	5516.522	13.571	77.242	90.813	--	--	--

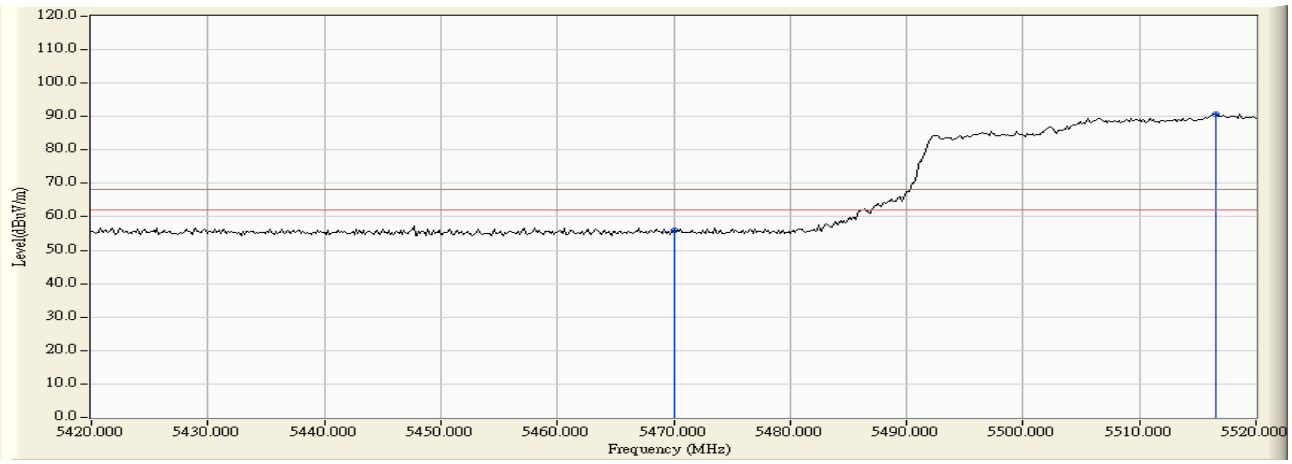

Product : Intel® Tri-Band Wireless-AC 18265
Test Item : Band Edge Data
Test Date : 2017/06/07
Test Mode : Mode 3 MIMO: Transmit (802.11ac-80BW-65Mbps) -Channel 155 (5775MHz)

RF Radiated Measurement:

	Frequency (MHz)	Correct Factor (dB)	Reading Level (dBµV)	Measure Level (dBµV /m)	Margin (dB)	Limit (dBµV /m)	Result
Horizontal	5630.725	11.510	43.215	54.724	-13.496	68.220	Pass
Horizontal	5650.000	11.554	41.304	52.859	-15.361	68.220	Pass
Horizontal	5700.000	11.647	46.202	57.849	-47.351	105.200	Pass
Horizontal	5720.000	11.607	48.426	60.033	-50.767	110.800	Pass
Horizontal	5725.000	11.592	49.293	60.885	-61.315	122.200	Pass
Horizontal	5760.580	11.479	80.880	92.359	-38.841	--	--
Horizontal	5850.000	11.701	46.562	58.263	-63.937	122.200	Pass
Horizontal	5855.000	11.735	45.927	57.662	-53.138	110.800	Pass
Horizontal	5875.000	11.873	45.045	56.918	-48.282	105.200	Pass
Horizontal	5925.000	12.068	41.805	53.874	-14.326	68.200	Pass

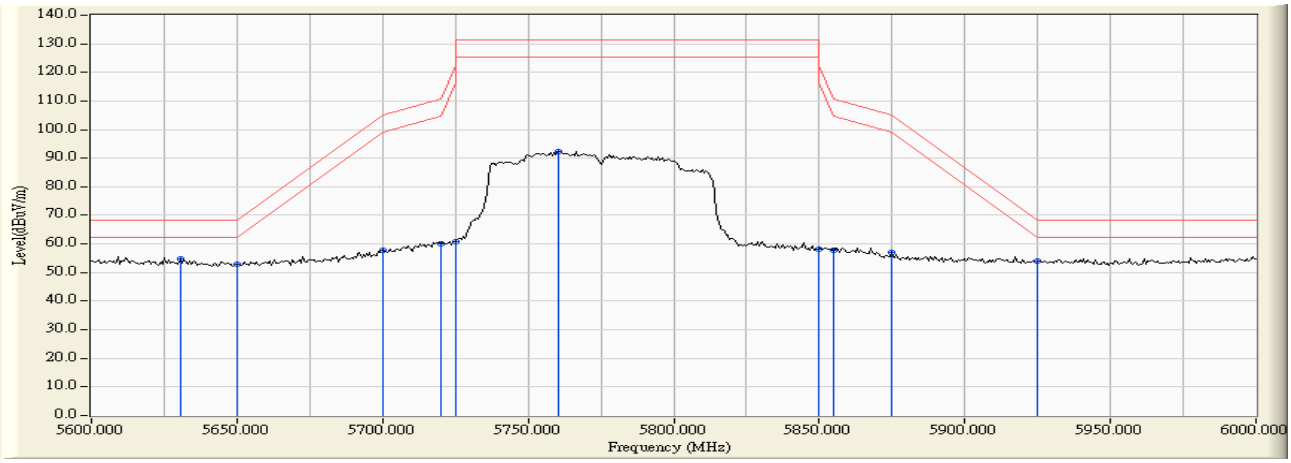

Product : Intel® Tri-Band Wireless-AC 18265
Test Item : Band Edge Data
Test Date : 2017/06/07
Test Mode : Mode 3 MIMO: Transmit (802.11ac-80BW-65Mbps) -Channel 155 (5775MHz)

RF Radiated Measurement:

	Frequency (MHz)	Correct Factor (dB)	Reading Level (dBµV)	Measure Level (dBµV /m)	Margin (dB)	Limit (dBµV /m)	Result
Vertical	5650.000	13.029	42.230	55.259	-12.961	68.220	Pass
Vertical	5700.000	13.003	45.191	58.194	-47.006	105.200	Pass
Vertical	5720.000	12.947	47.251	60.198	-50.602	110.800	Pass
Vertical	5720.580	12.946	49.644	62.589	-49.533	112.122	Pass
Vertical	5725.000	12.930	48.529	61.459	-60.741	122.200	Pass
Vertical	5760.580	12.805	83.244	96.049	-35.151	--	--
Vertical	5850.000	12.774	47.154	59.928	-62.272	122.200	Pass
Vertical	5855.000	12.784	46.199	58.983	-51.817	110.800	Pass
Vertical	5875.000	12.825	43.444	56.269	-48.931	105.200	Pass
Vertical	5925.000	12.911	41.955	54.866	-13.334	68.200	Pass

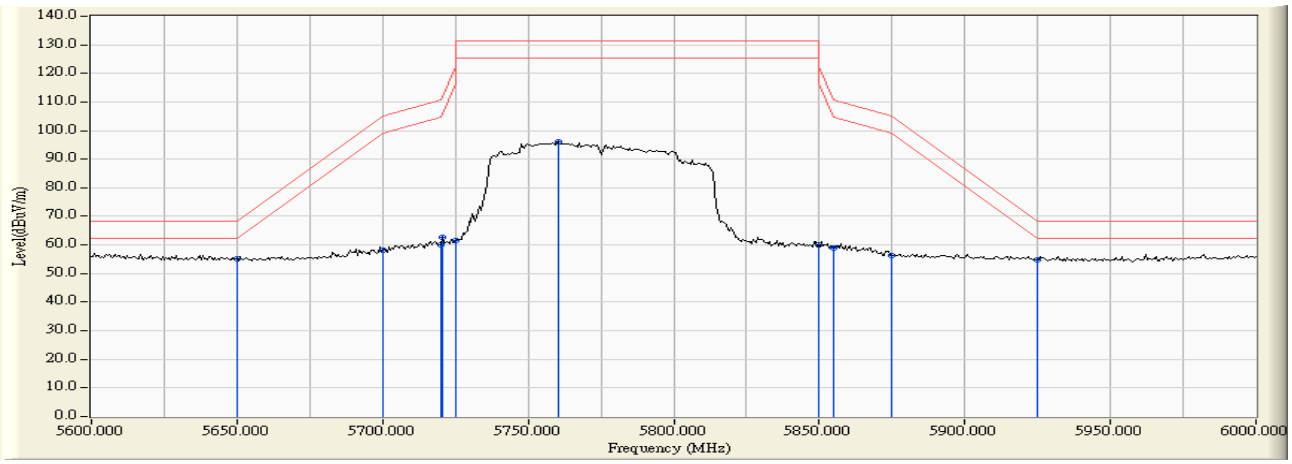

5. EMI Reduction Method During Compliance Testing

No modification was made during testing.

Attachment 1: EUT Test Photographs

Attachment 2: EUT Detailed Photographs