Band 5 (3M) QPSK (15,0) Lower Channel 20415 (825.5MHz)

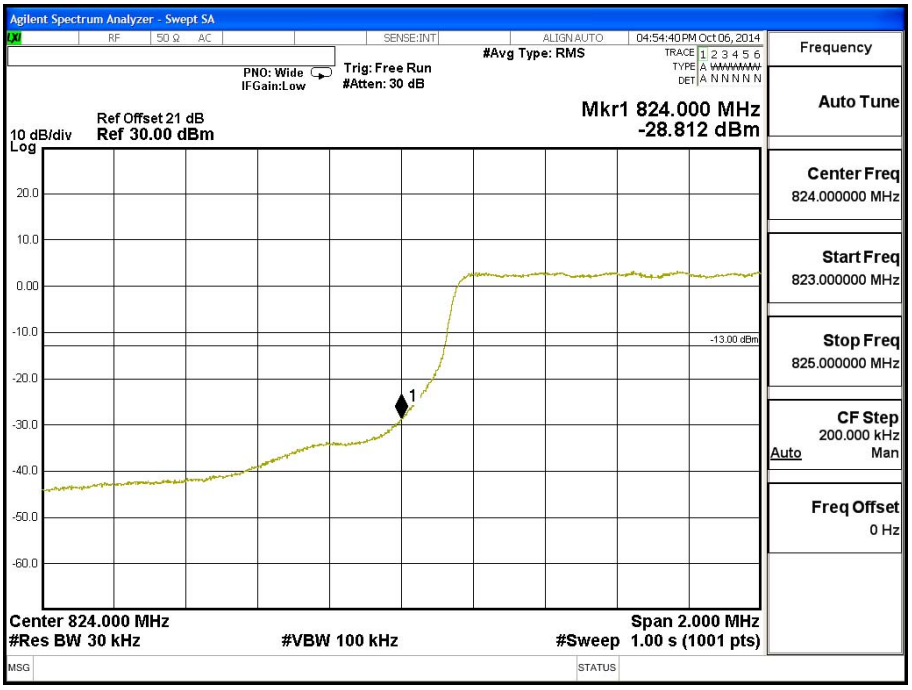

Band 5 (3M) QPSK (15,0) Upper Channel 20635 (847.5MHz)

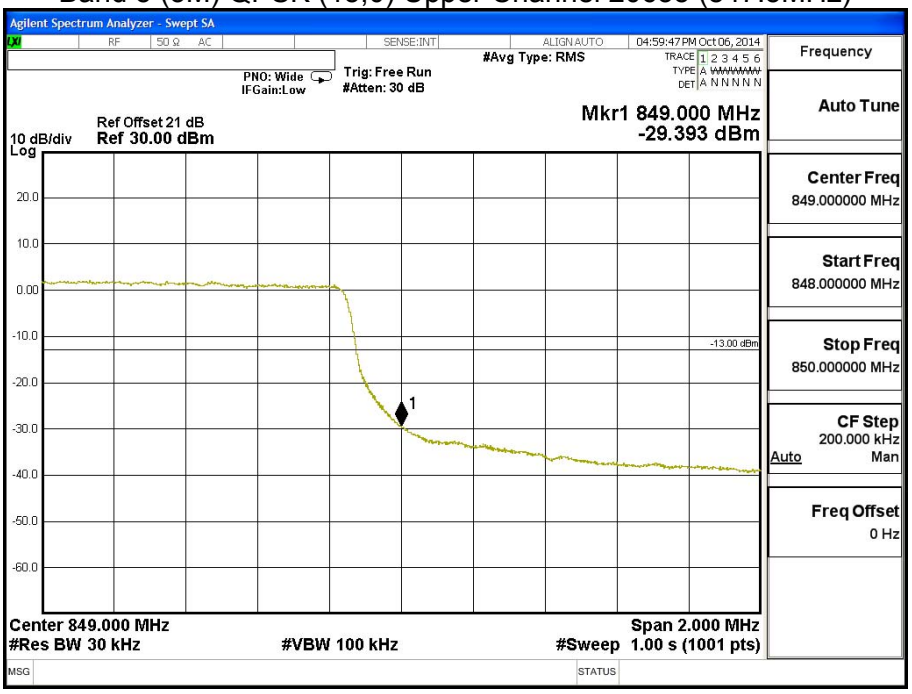

Band 5 (3M) 16QAM (1,0) Lower Channel 20415 (825.5MHz)

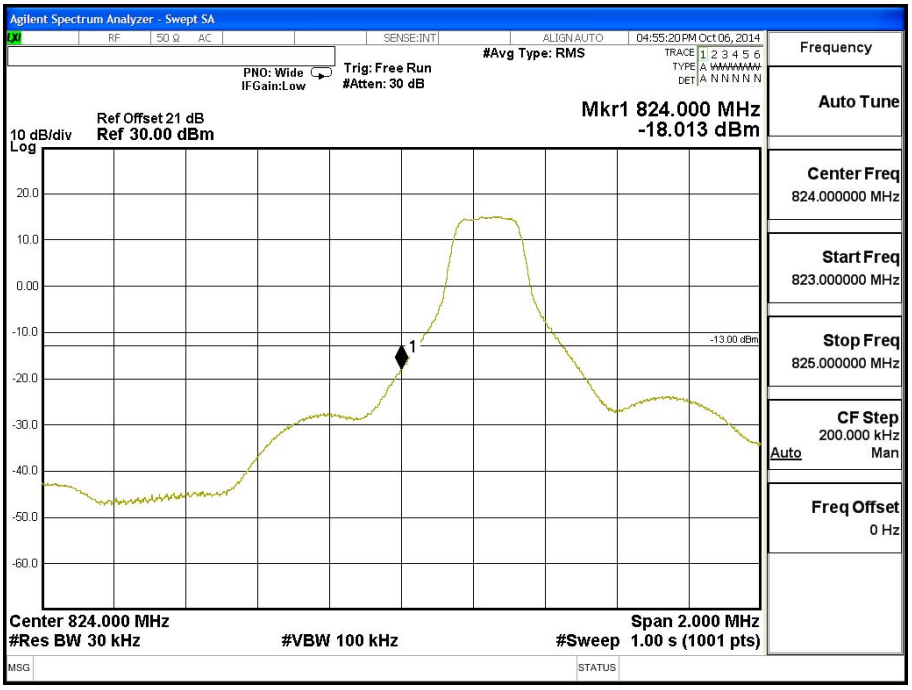

Band 5 (3M) 16QAM (1,14) Upper Channel 20635 (847.5MHz)

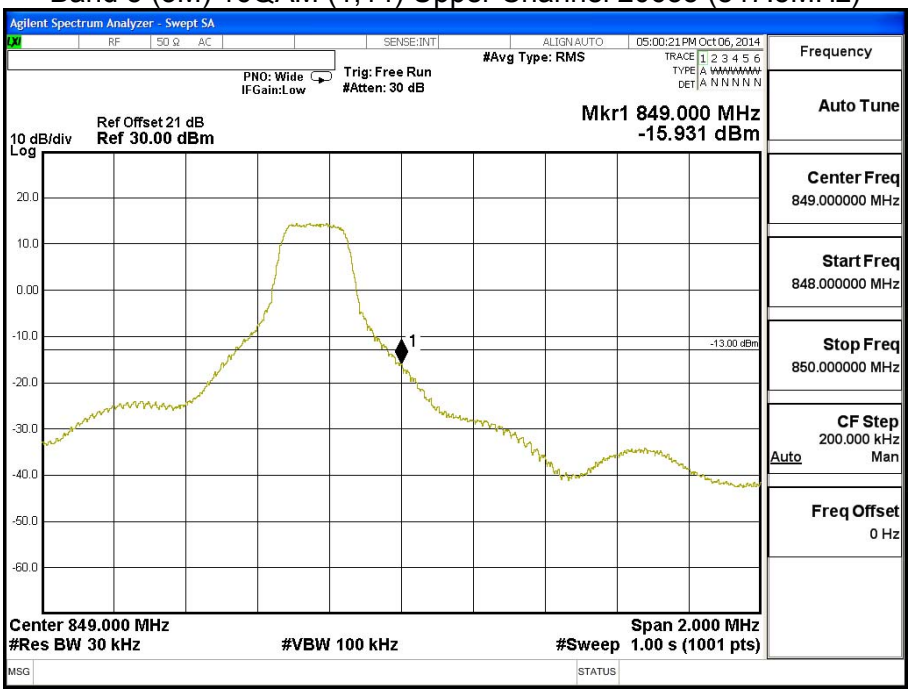

Band 5 (3M) 16QAM (15,0) Lower Channel 20415 (825.5MHz)

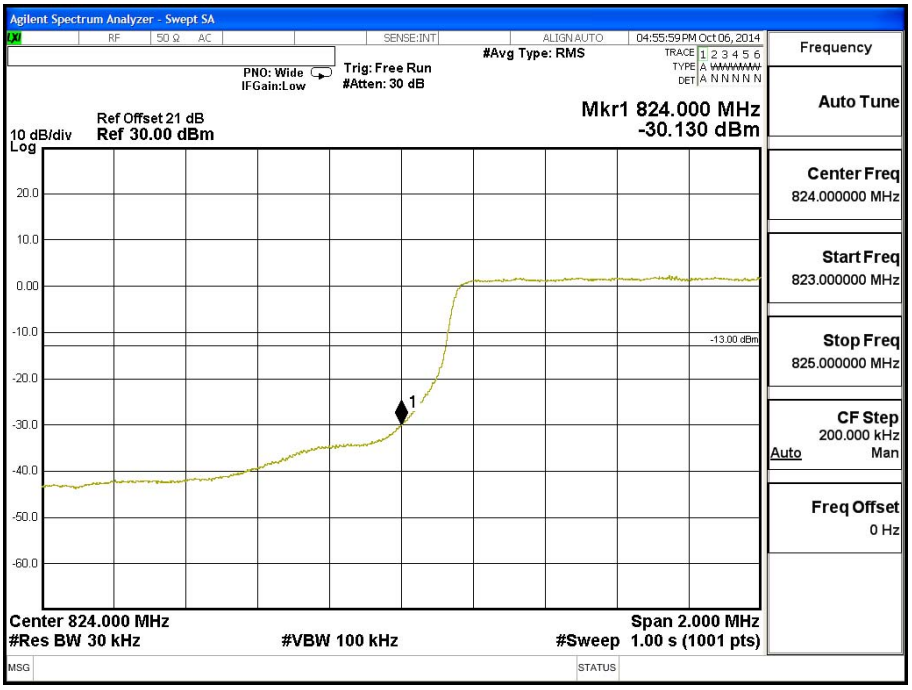

Band 5 (3M) 16QAM (15,0) Upper Channel 20635 (847.5MHz)

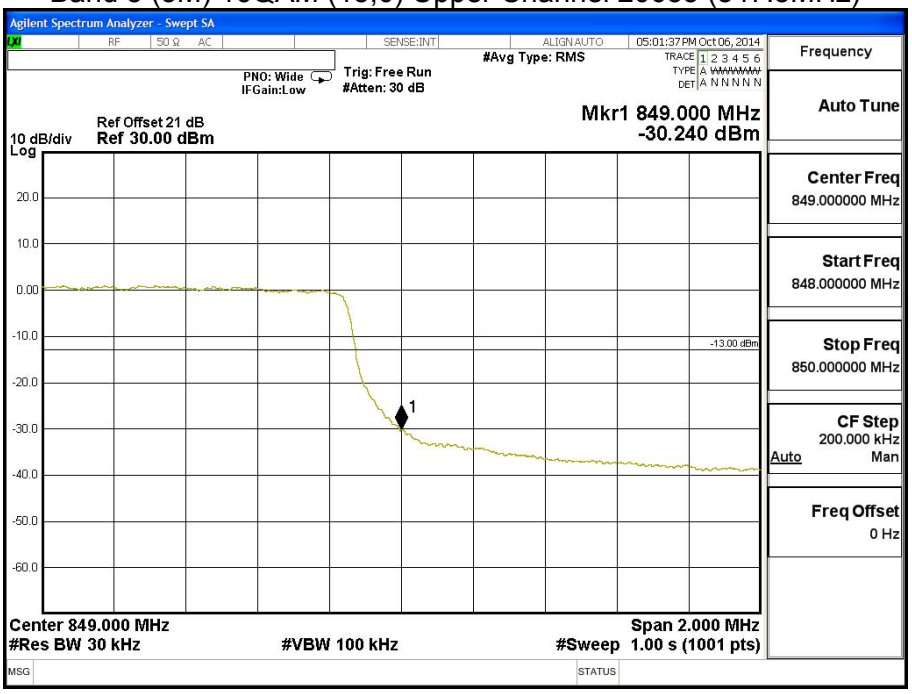

Product	Intel 7260M2NA		
Test Mode	Spurious Emission At Antenna Terminals (+/-1MHz)		
Date of Test	2014/10/06	Test Site	CTR
Test Condition	Block Edge Test (Band 5 (5M))		

Band 5 (5M) QPSK (1,0) Lower Channel 20425 (826.5MHz)

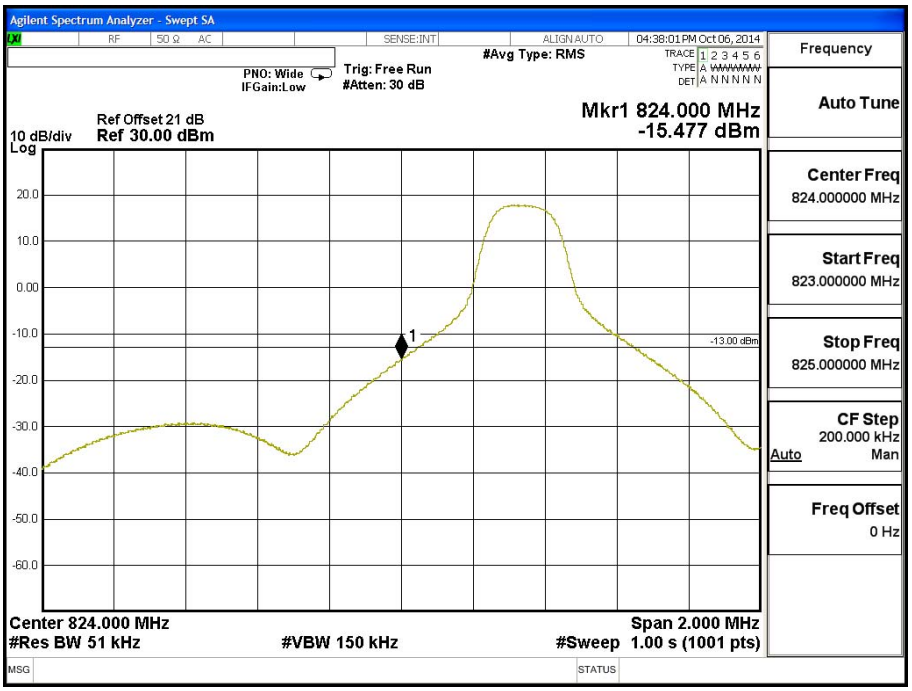

Band 5 (5M) QPSK (1,24) Upper Channel 20625 (846.5MHz)

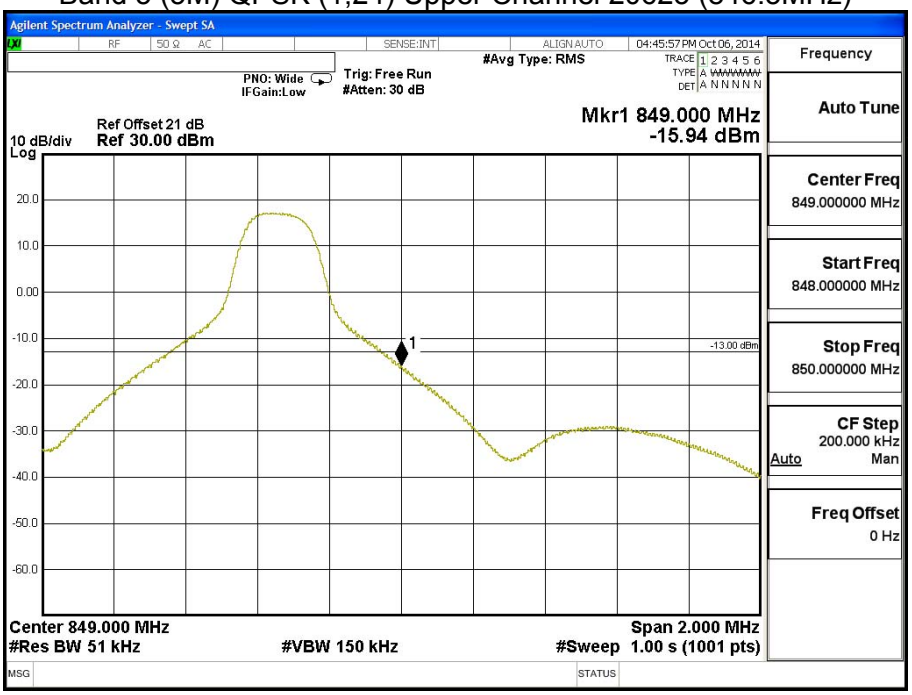

Band 5 (5M) QPSK (25,0) Lower Channel 20425 (826.5MHz)

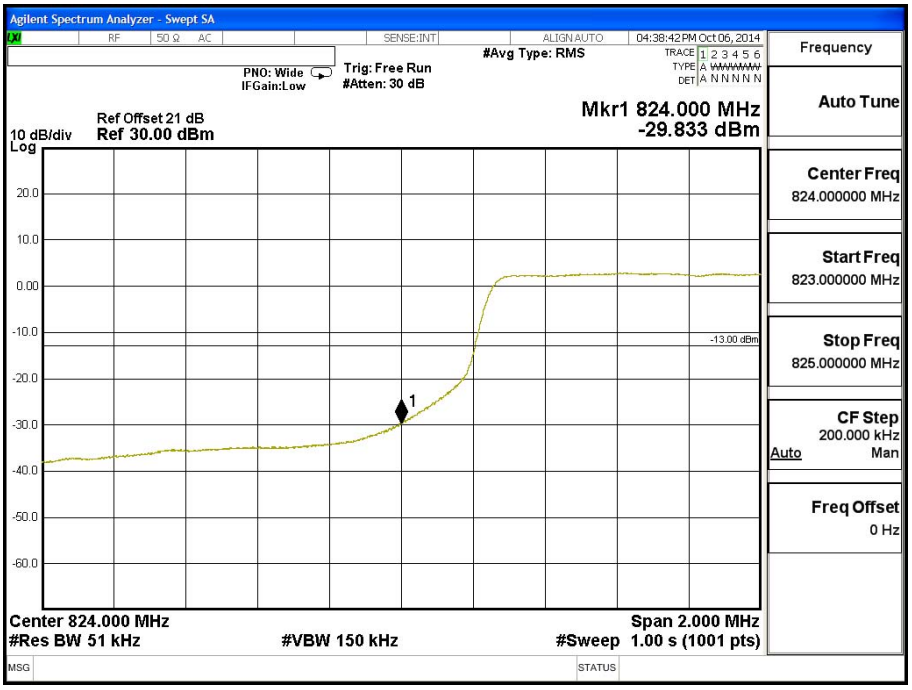

Band 5 (5M) QPSK (25,0) Upper Channel 20625 (846.5MHz)

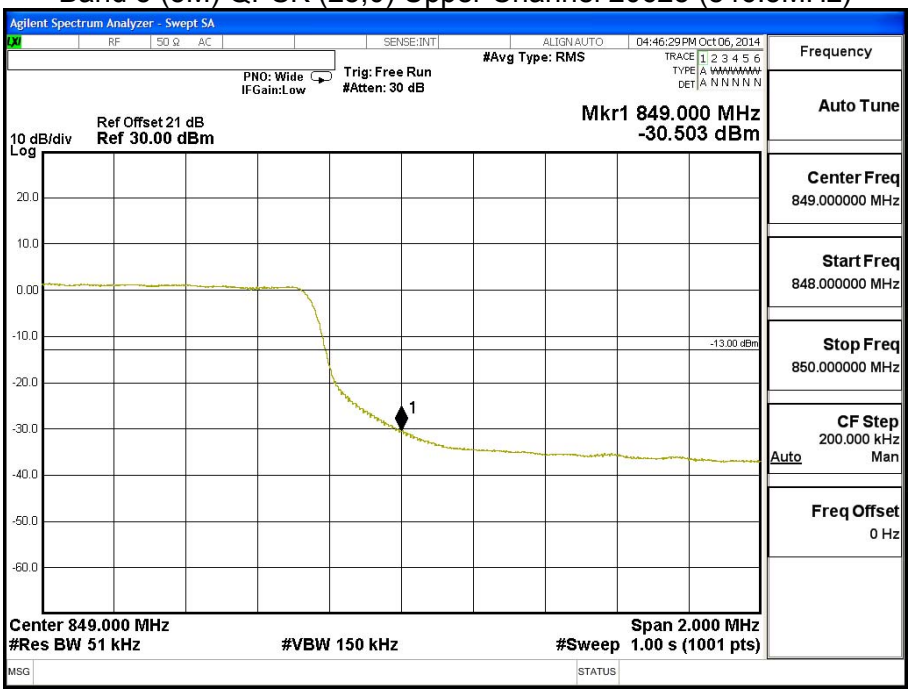

Band 5 (5M) 16QAM (1,0) Lower Channel 20425 (826.5MHz)

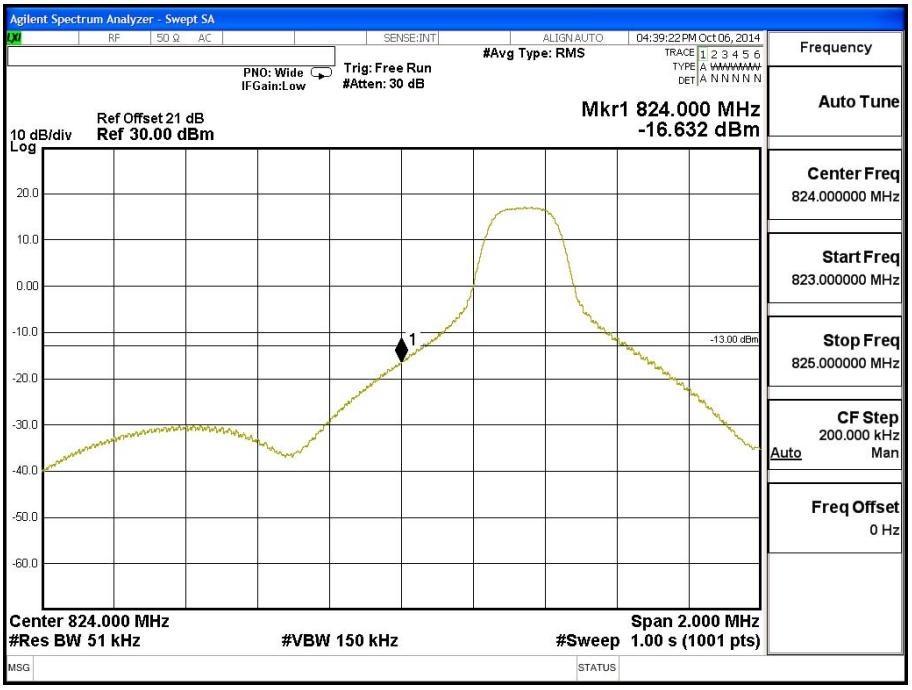

Band 5 (5M) 16QAM (1,24) Upper Channel 20625 (846.5MHz)

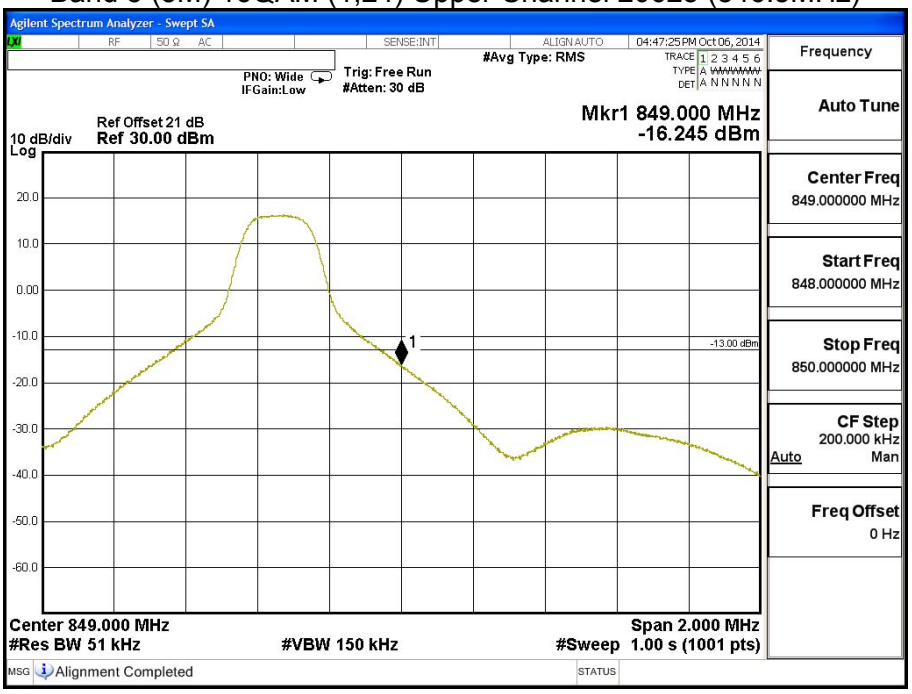

Band 5 (5M) 16QAM (50,0) Lower Channel 20425 (826.5MHz)

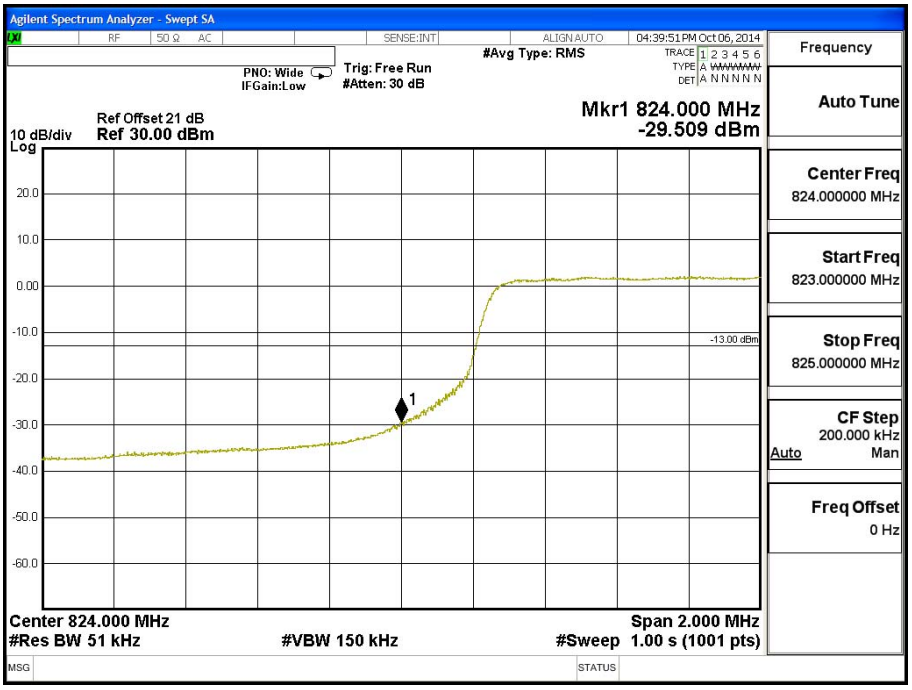

Band 5 (5M) 16QAM (50,0) Upper Channel 20625 (846.5MHz)

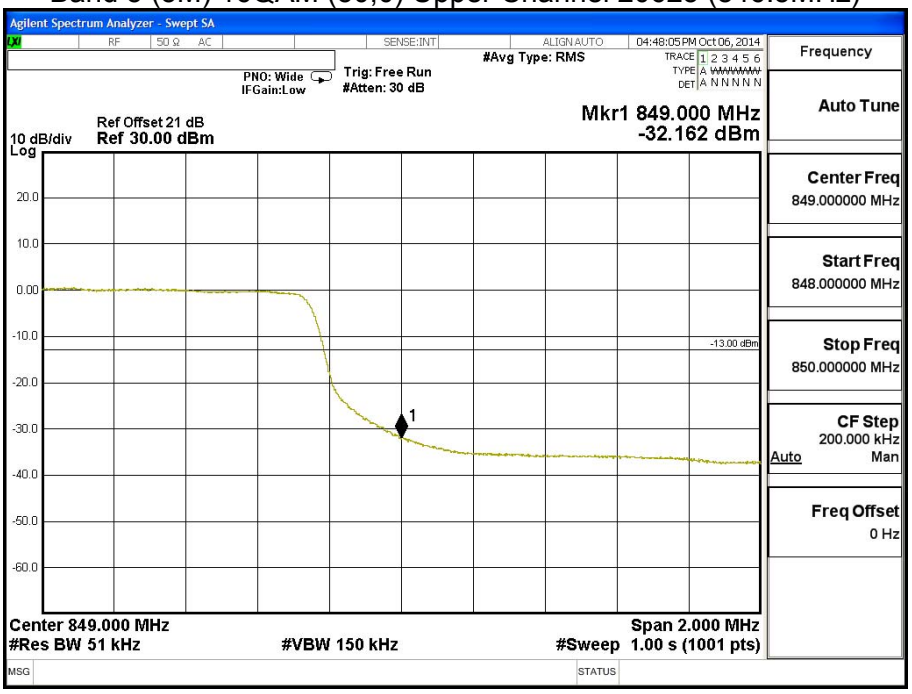

Product	Intel 7260M2NA		
Test Mode	Spurious Emission At Antenna Terminals (+/-1MHz)		
Date of Test	2014/10/06	Test Site	CTR
Test Condition	Block Edge Test (Band 5 (10M))		

Band 5 (10M) QPSK (1,0) Lower Channel 20450 (829MHz)

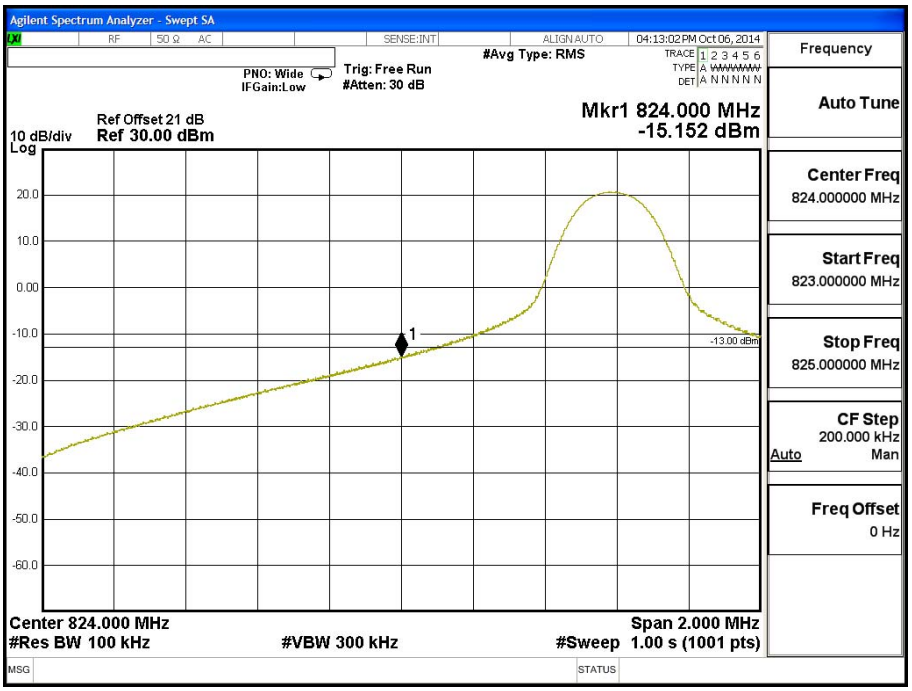

Band 5 (10M) QPSK (1,49) Upper Channel 20600 (844MHz)

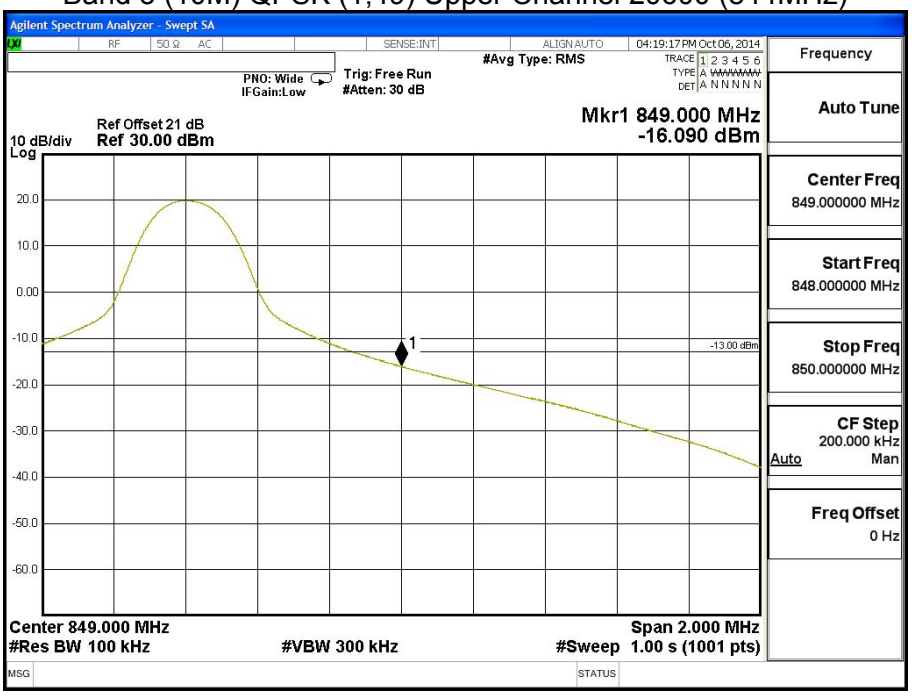

Band 5 (10M) QPSK (50,0) Lower Channel 20450 (829MHz)

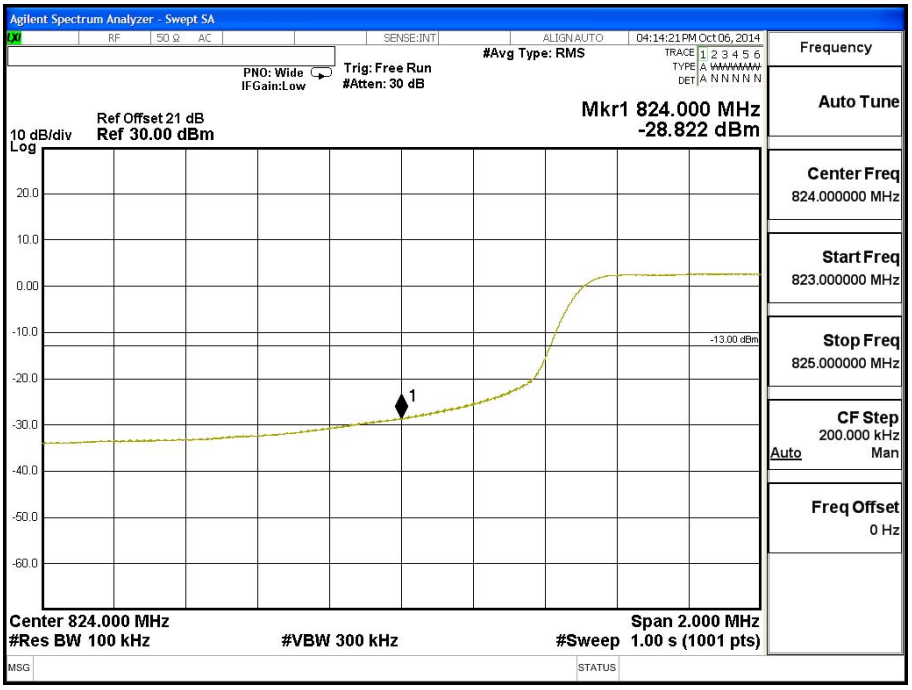

Band 5 (10M) QPSK (50,0) Upper Channel 20600 (844MHz)

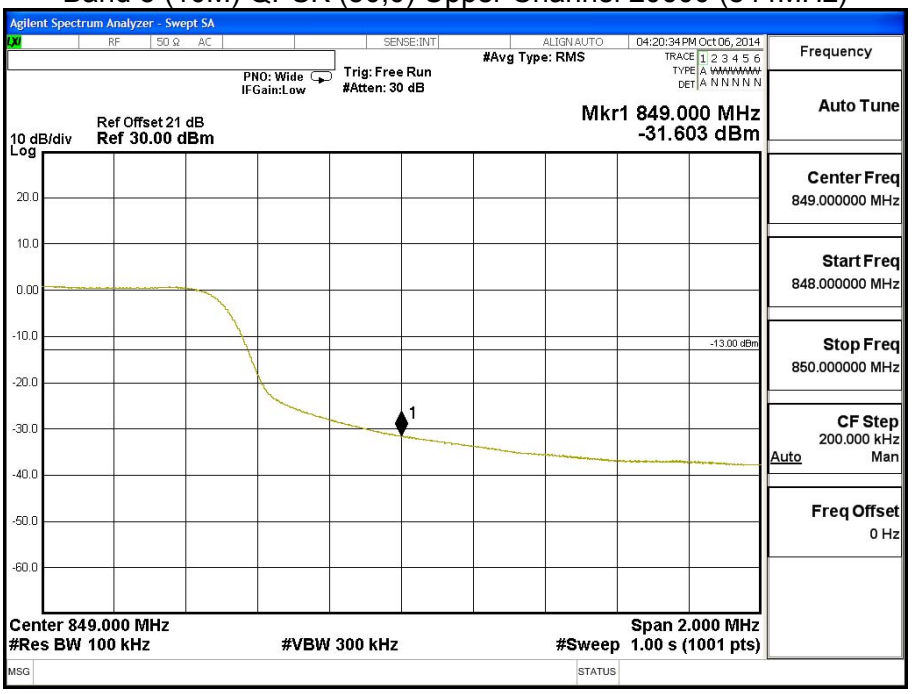

Band 5 (10M) 16QAM (1,0) Lower Channel 20450 (829MHz)

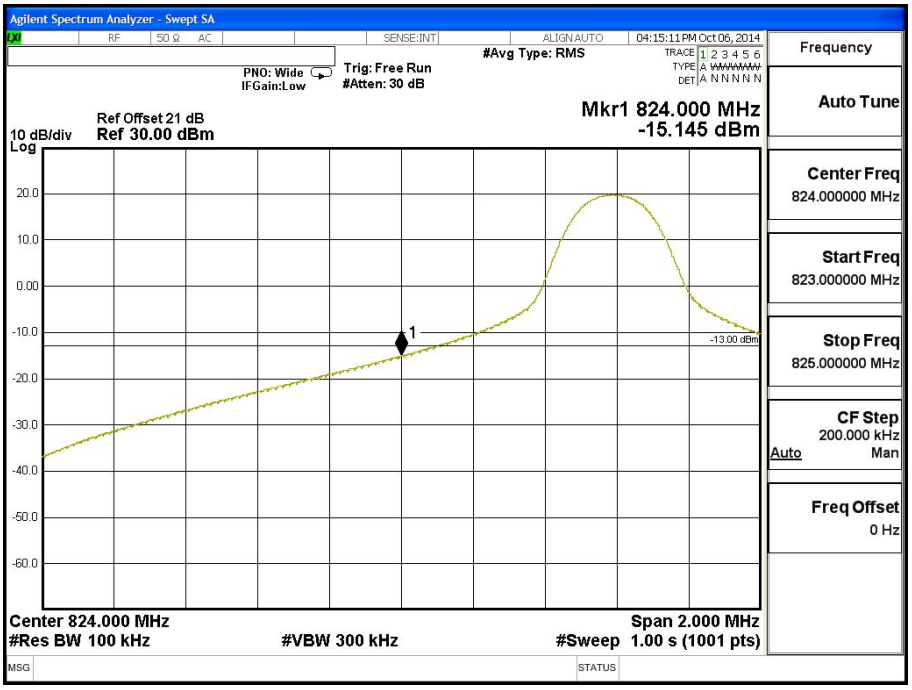

Band 5 (10M) 16QAM (1,49) Upper Channel 20600 (844MHz)

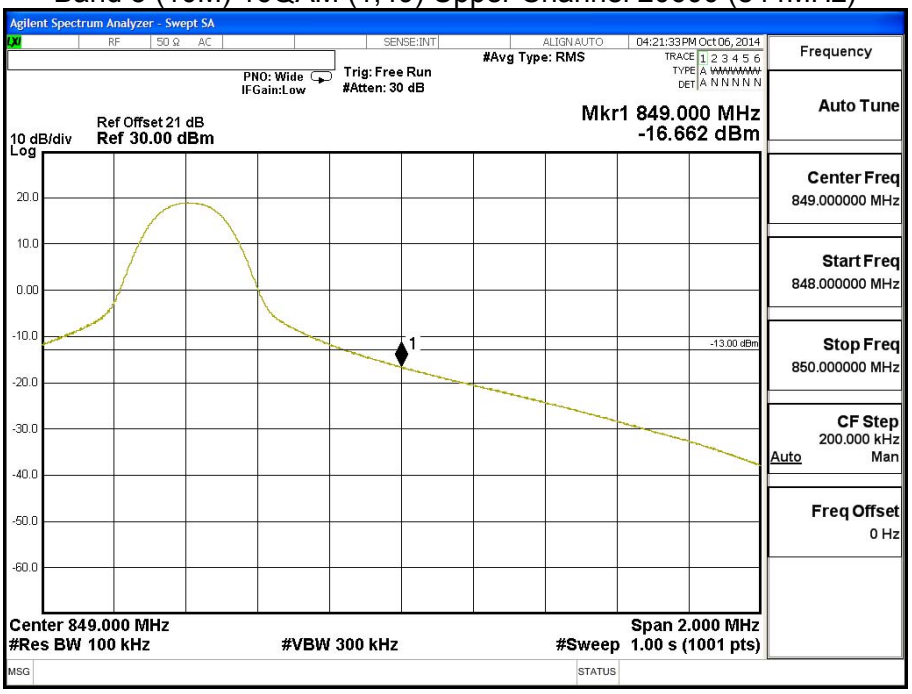

Band 5 (10M) 16QAM (50,0) Lower Channel 20450 (829MHz)

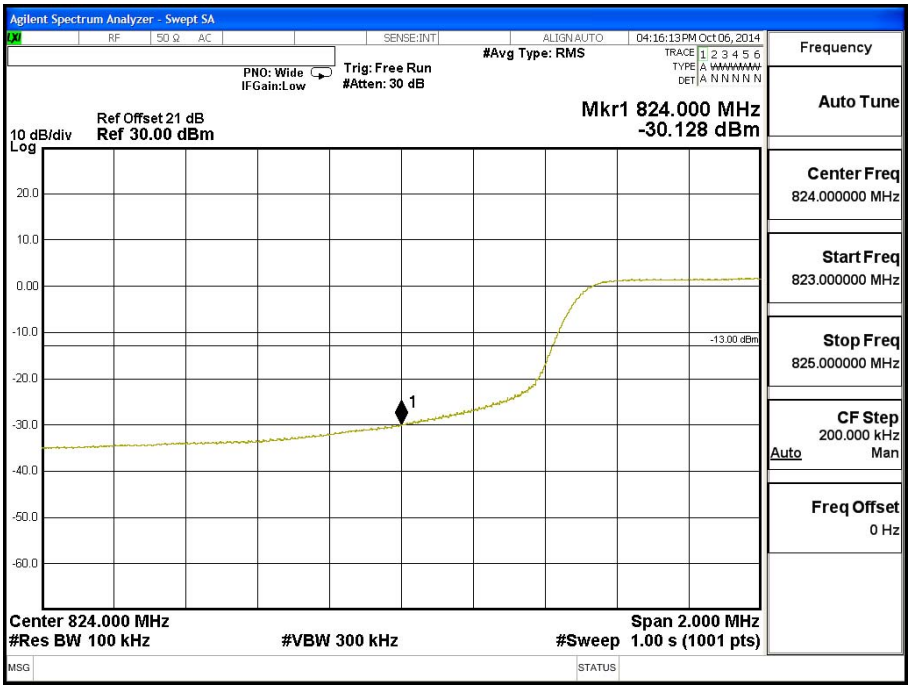

Band 5 (10M) 16QAM (50,0) Upper Channel 20600 (844MHz)

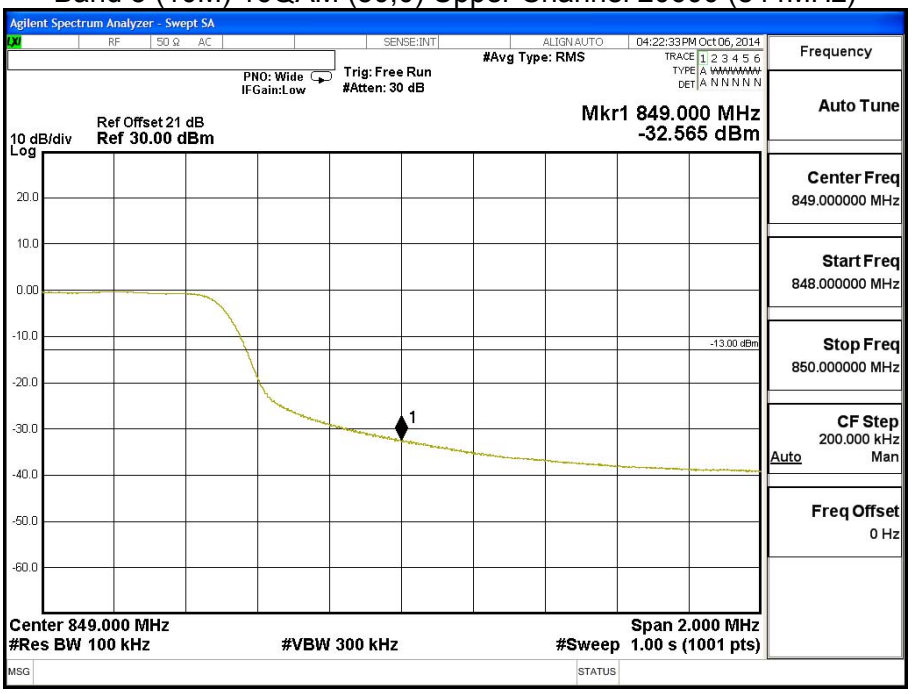

Product	Intel 7260M2NA		
Test Mode	Spurious Emission At Antenna Terminals (+/-1MHz)		
Date of Test	2014/10/06	Test Site	CTR
Test Condition	Block Edge Test (Band 17 (5M))		

Band 17 (5M) QPSK (1,0) Lower Channel 23755 (706.5MHz)

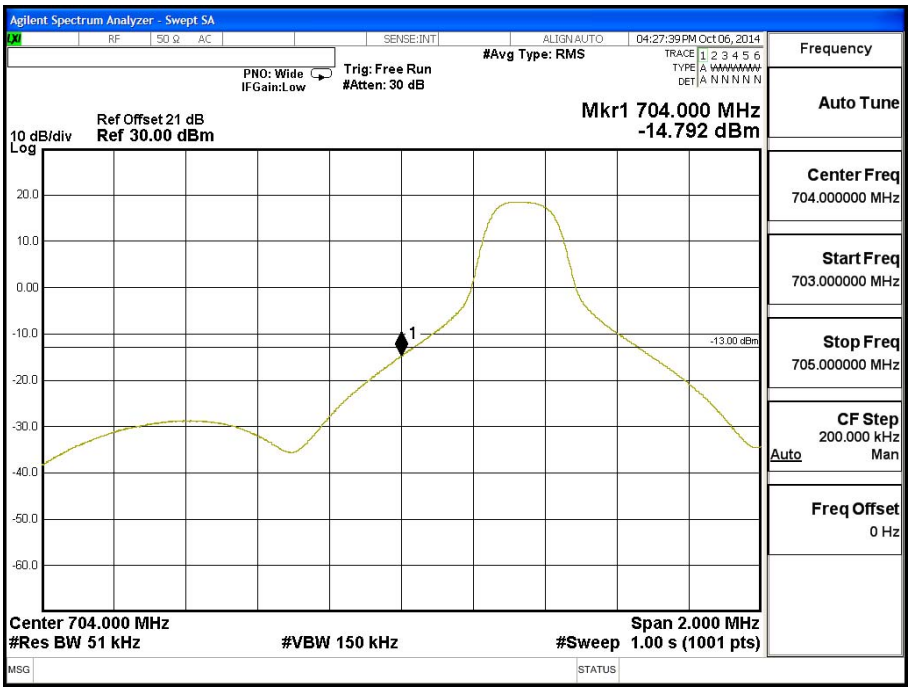

Band 17 (5M) QPSK (1,24) Upper Channel 23825 (713.5MHz)

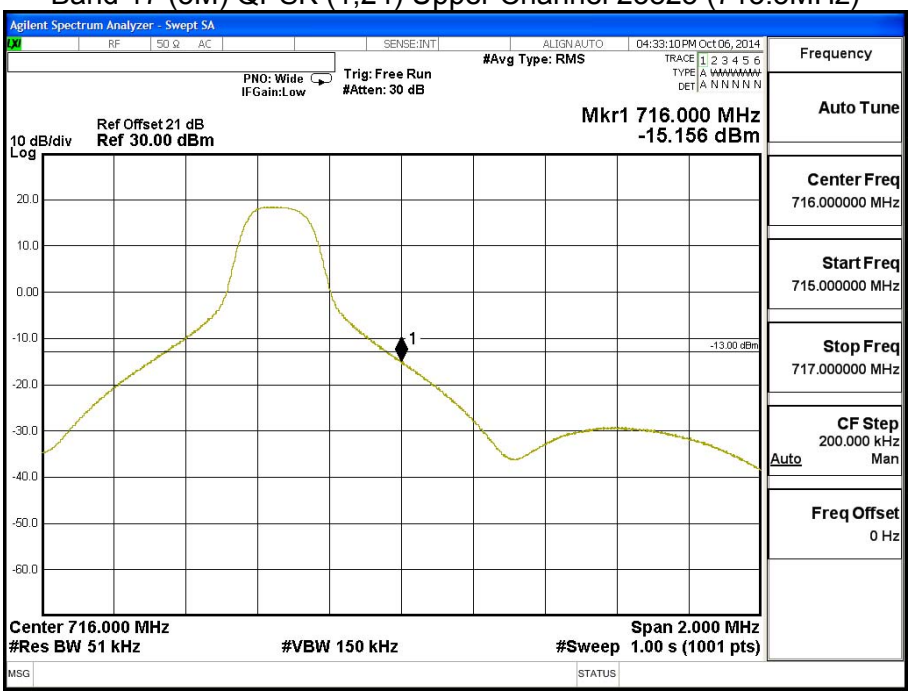

Band 17 (5M) QPSK (25,0) Lower Channel 23755 (706.5MHz)

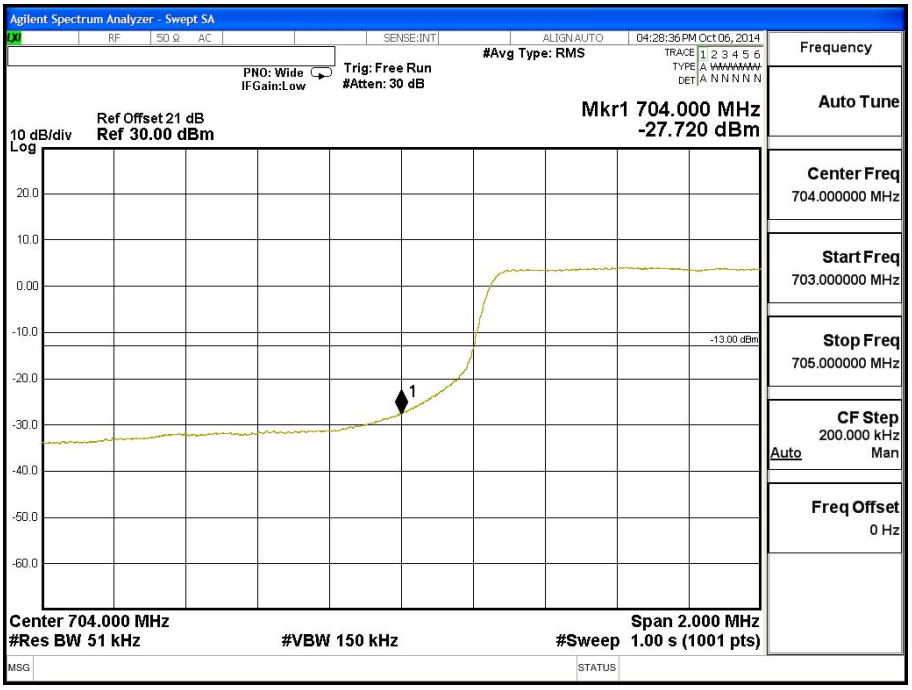

Band 17 (5M) QPSK (25,0) Upper Channel 23825 (713.5MHz)

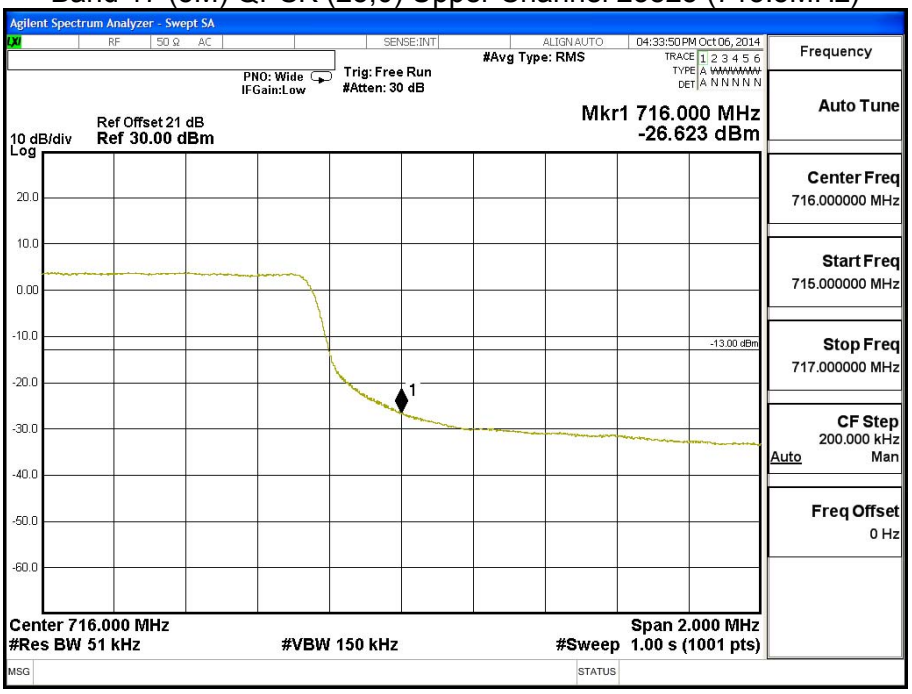

Band 17 (5M) 16QAM (1,0) Lower Channel 23755 (706.5MHz)

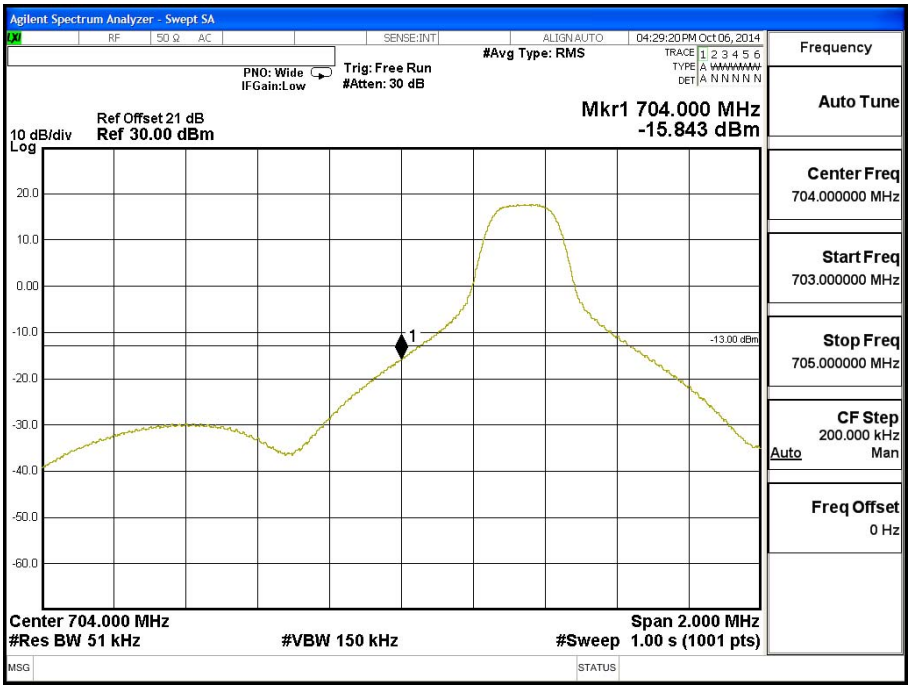

Band 17 (5M) 16QAM (1,24) Upper Channel 23825 (713.5MHz)

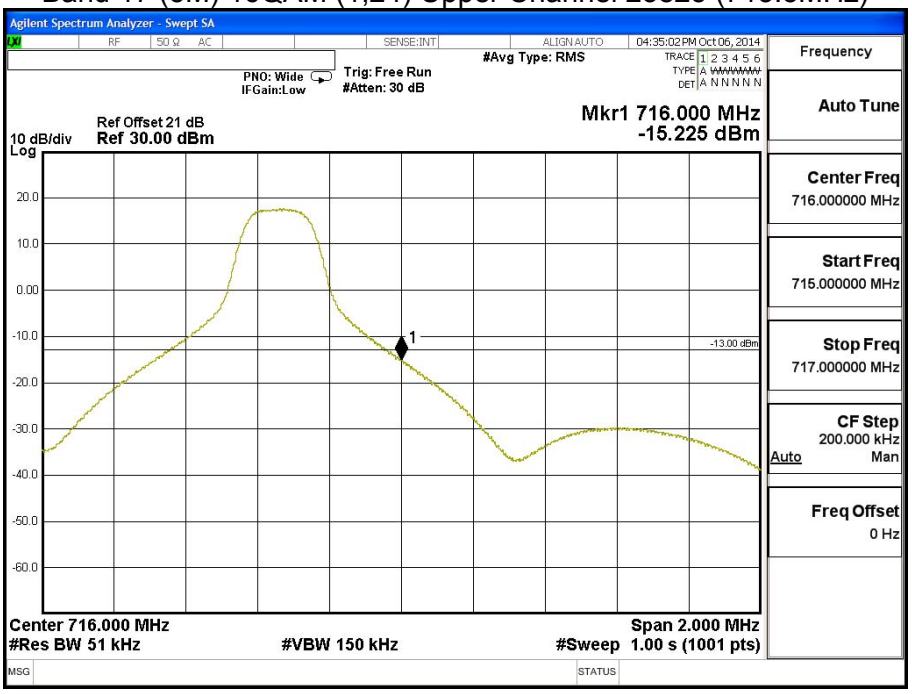

Band 17 (5M) 16QAM (25,0) Lower Channel 23755 (706.5MHz)

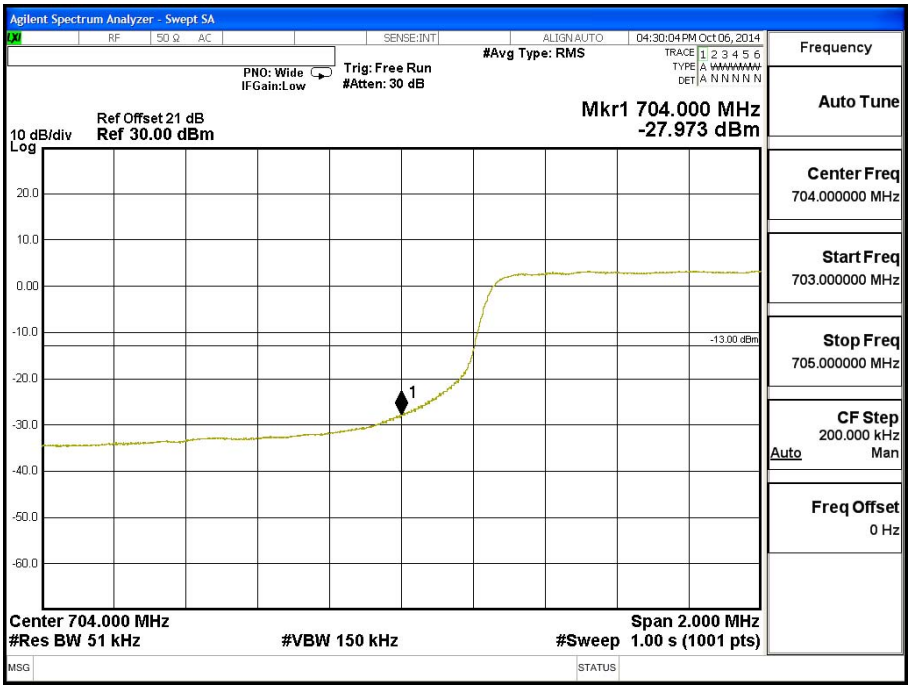

Band 17 (5M) 16QAM (25,0) Upper Channel 23825 (713.5MHz)

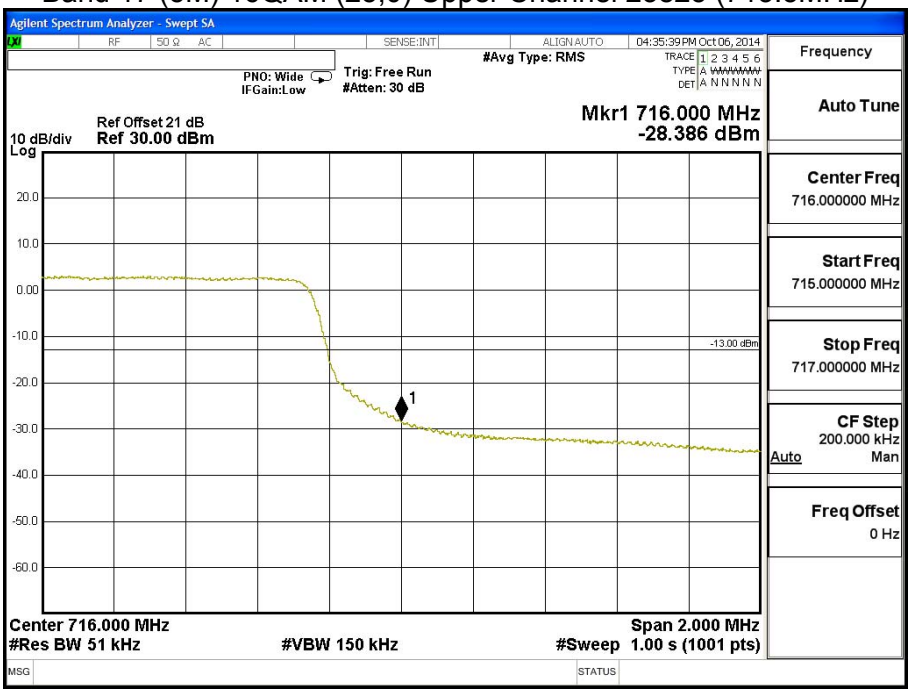

Product	Intel 7260M2NA		
Test Mode	Spurious Emission At Antenna Terminals (+/-1MHz)		
Date of Test	2014/10/06	Test Site	CTR
Test Condition	Block Edge Test (Band 17 (10M))		

Band 17 (10M) QPSK (1,49) Lower Channel 23780 (709MHz)

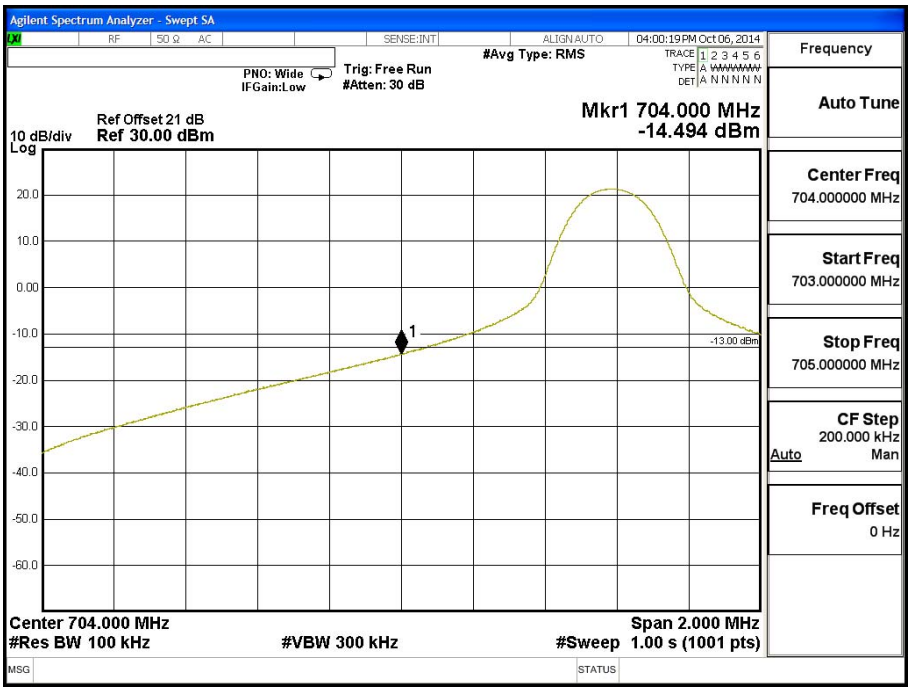

Band 17 (10M) QPSK (1,49) Upper Channel 23800 (711MHz)

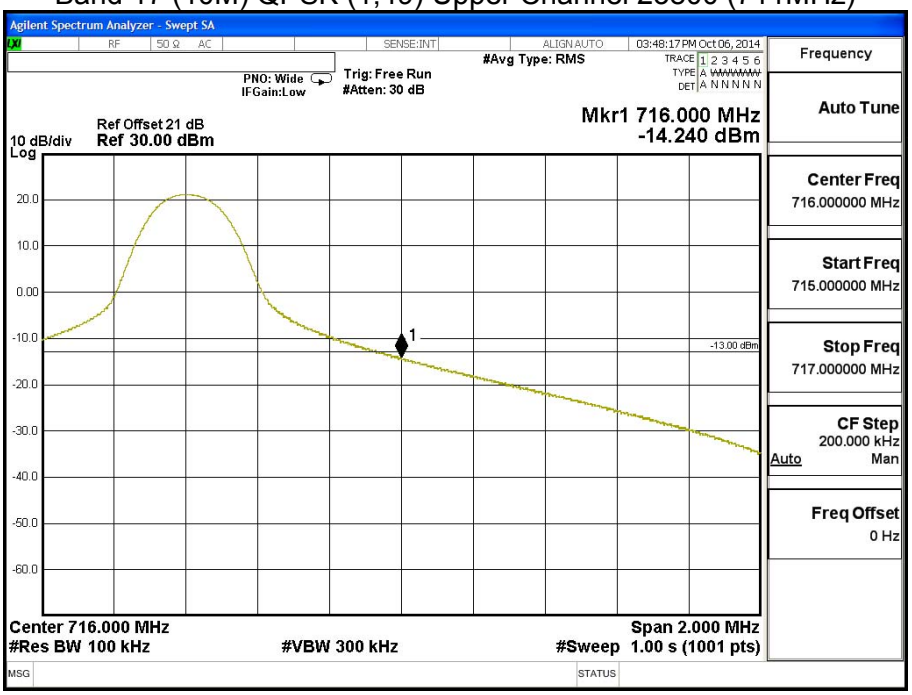

Band 17 (10M) QPSK (50,0) Lower Channel 23780 (709MHz)

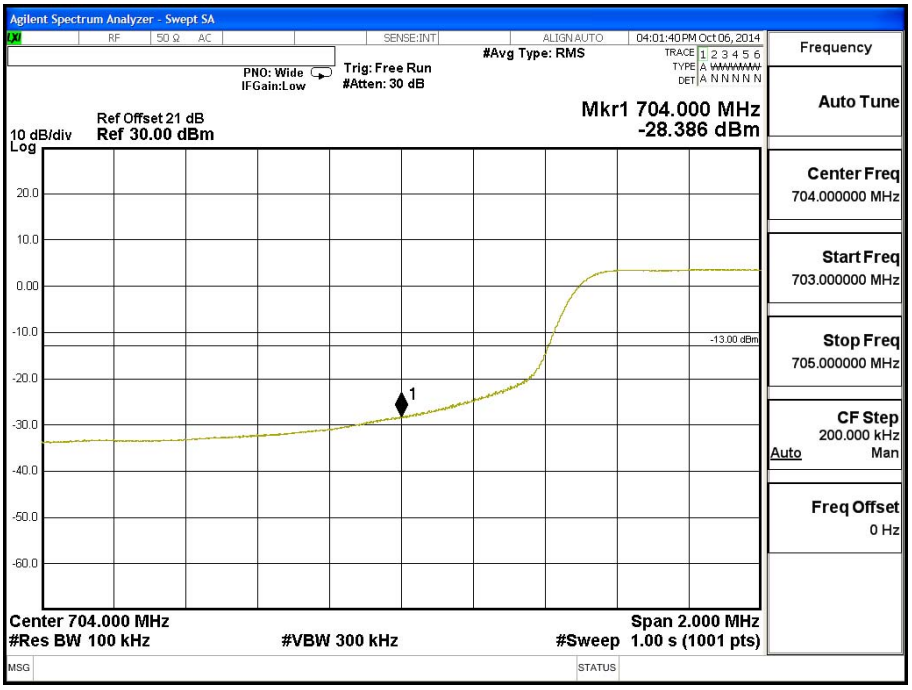

Band 17 (10M) QPSK (50,0) Upper Channel 23800 (711MHz)

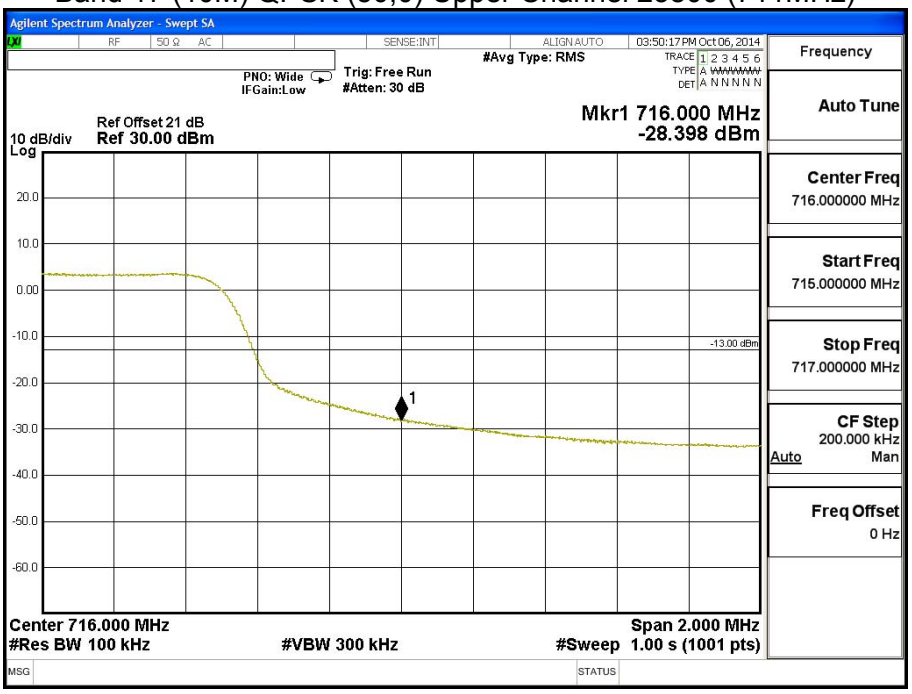

Band 17 (10M) 16QAM (1,49) Lower Channel 23780 (709MHz)

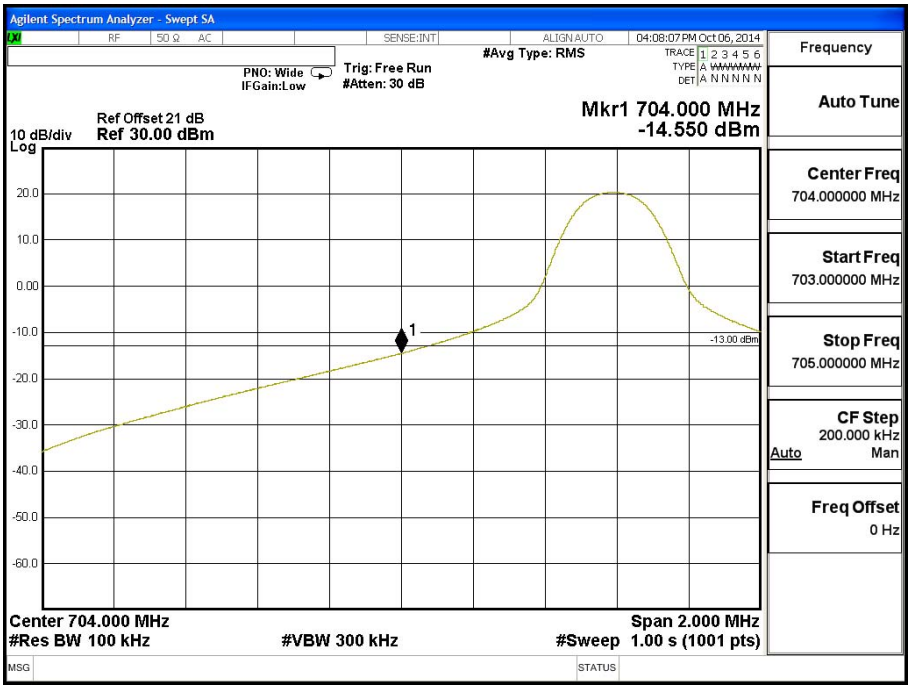

Band 17 (10M) 16QAM (1,49) Upper Channel 23800 (711MHz)

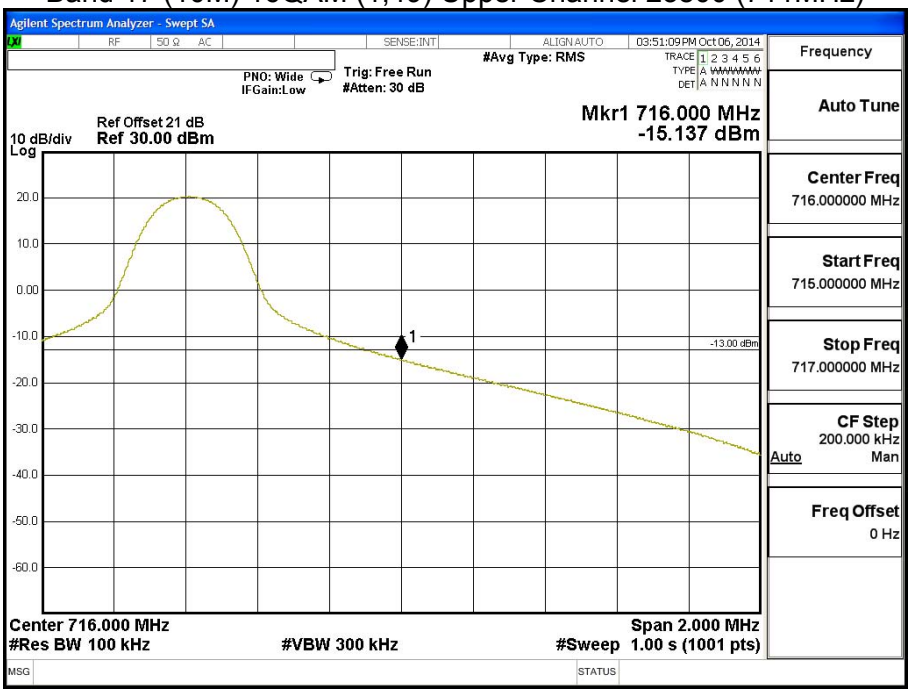

Band 17 (10M) 16QAM (50,0) Lower Channel 23780 (709MHz)

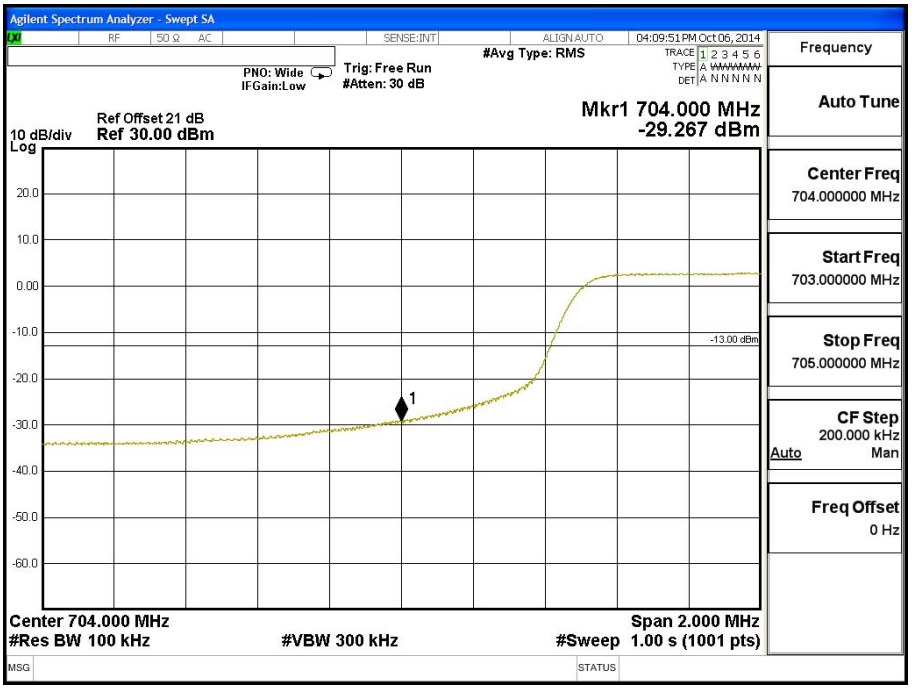

Band 17 (10M) 16QAM (50,0) Upper Channel 23800 (711MHz)

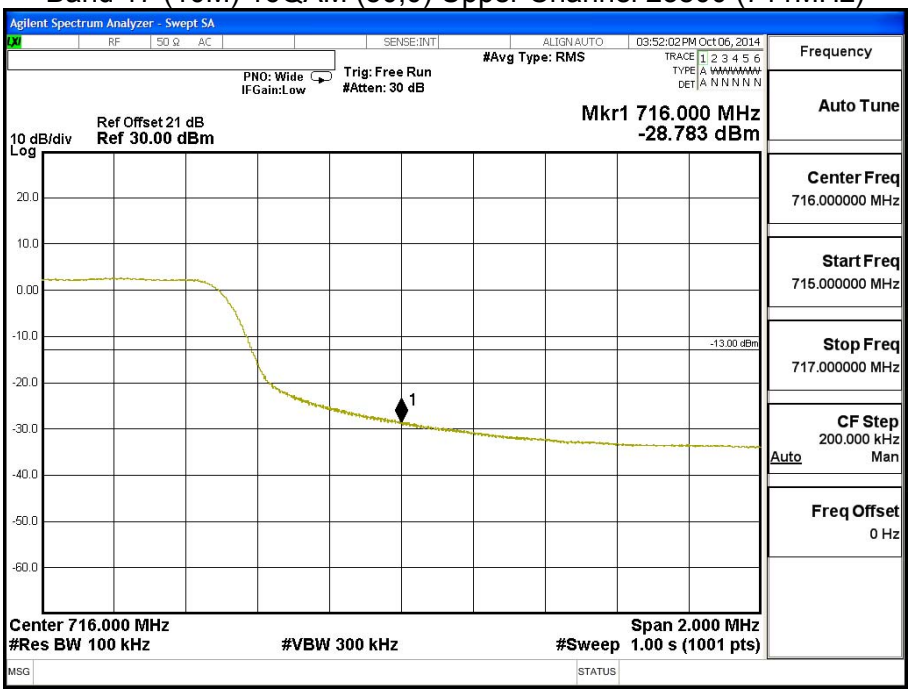

6. Spurious Emission

6.1. Test Specification

According to Part 2.1051, 2.1053, 22.917(a), 24.238(a).

6.2. Test Setup

6.2.1 Spurious emissions at antenna terminals.

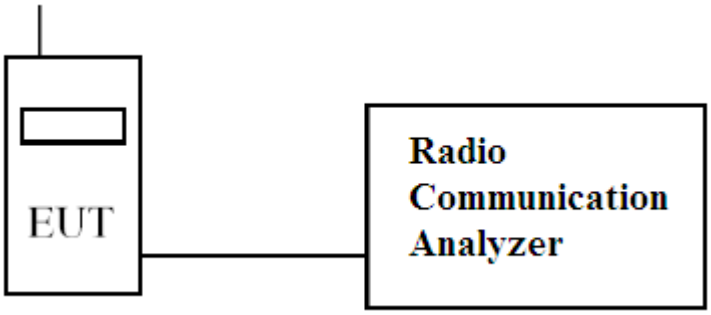

6.2.2 Field strength of spurious radiation.

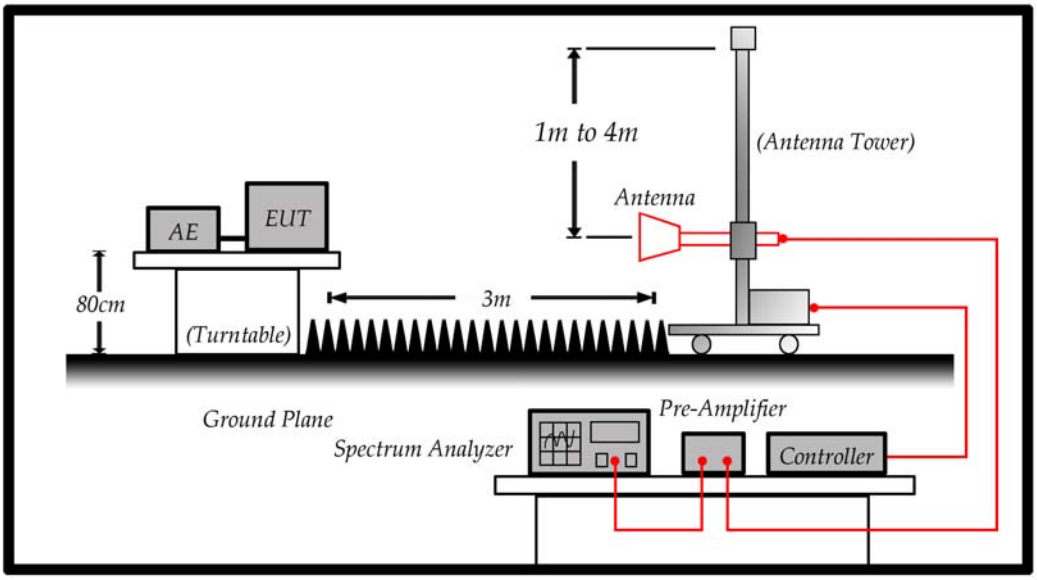

6.3. Limits

Limit	**<-13dBm**

43 + 10Log(P) down on the carrier where P is the power in Watts.

6.4. Test Procedure

In accordance with Part 2.1051, 2.1053, 22.917(a), 24.238(a)., the spurious emissions from the antenna terminal were measured. The transmitter output power was attenuated using a combination of filters and attenuators and the frequency spectrum investigated from 30MHz to 20GHz. The EUT was set to transmit on full power. The EUT was tested on Low, middle and High channels for both power levels. The resolution and video bandwidth was set to 3MHz in accordance with Part 2.1051, 2.1053, 22.917(a), 24.238(a).. The spectrum analyzer detector was set to Max Hold.In addition, measurements were made up to the 10th harmonic of the fundamental. The device was then replaced with a substitution antenna, which input signal was adjusted until the received level matched that of the previously detected emission.

(1) The EUT is tested with maximum rated TX power via the Base Station simulator.

(2) The EUT is tested in three orthogonal planes, The worst case was showing in this report.

The EUT is placed on a turn table which is 1.5 meter above ground. The turn table can rotate 360 degrees to determine the position of the maximum emission level. The EUT was positioned such that the distance from antenna to the EUT was 3 meters.

The antenna can move up and down between 1 meter and 4 meters to find out the maximum emission level.

Both horizontal and vertical polarization of the antenna are set on measurement. In order to find the maximum emission, all of the interface cables must be manipulated according to TIA/EIA 603-C on radiated measurement.

6.5. Test Result of Spurious Emission

Product	Intel 7260M2NA		
Test Mode	Spurious Emission (Conducted)		
Date of Test	2014/09/29	Test Site	CTR
Test Condition	LTE-Band 2 (1.4M)	Test Range	30MHz~20GHz

LTE-Band 2 (1.4M) QPSK(1,0) CH18607

Frequency (MHz)	Reading Level (dBm)	Path Loss (dB)	Emission Level (dBm)	Limit (dBm)
3700	-53.210	1.1	-52.110	-13
5552.1	-61.864	1.23	-60.634	-13
7402.8	-65.729	1.59	-64.139	-13
9239	-65.240	1.89	-63.350	-13
11104.2	-66.966	2.07	-64.896	-13
12954.9	-64.822	2.26	-62.562	-13
14786	-60.940	2.64	-58.300	-13
16656.3	-59.125	3.5	-55.625	-13
18507	-58.955	3.7	-55.255	-13

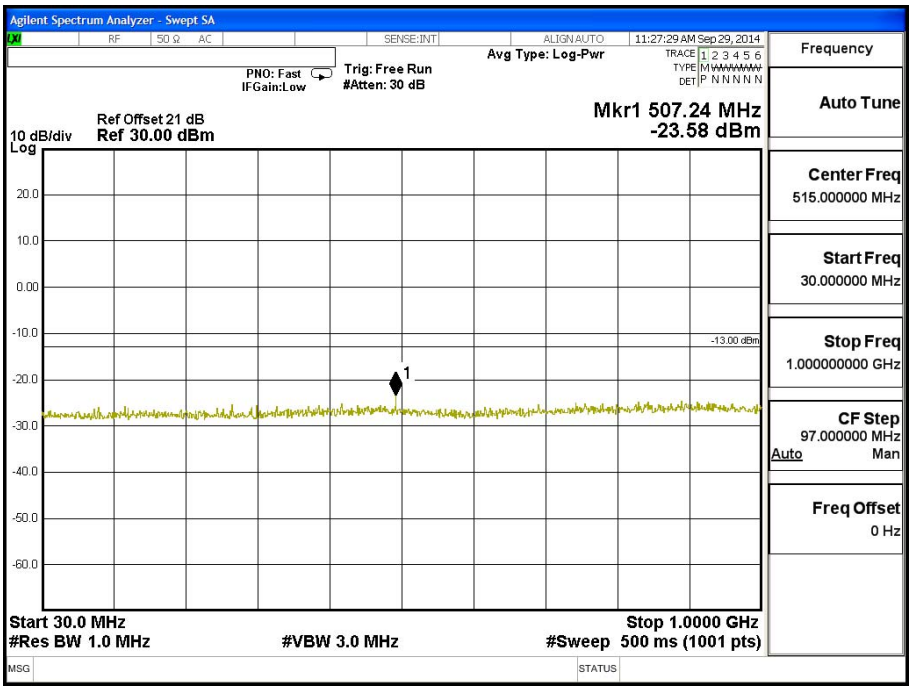

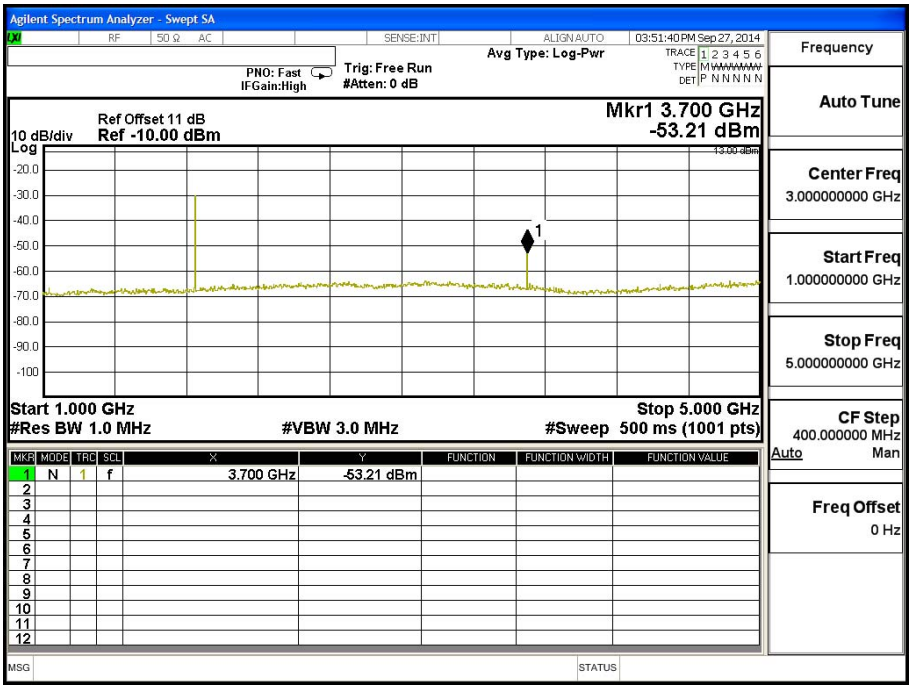
Agilent Spectrum Analyzer - Swept SA
03:51:40 PM Sep 27, 2014
Avg Type: Log-Pwr
PNO: Fast
IFGain:High
Trig: Free Run
#Atten: 0 dB
Ref Offset 11 dB
10 dB/div
Ref -10.00 dBm
Mkr1 3.700 GHz
-53.21 dBm
Start 1.000 GHz
#Res BW 1.0 MHz
#VBW 3.0 MHz
Stop 5.000 GHz
#Sweep 500 ms (1001 pts)
1 N 1 f 3.700 GHz -53.21 dBm
Frequency
Auto Tune
Center Freq
3.000000000 GHz
Start Freq
1.000000000 GHz
Stop Freq
5.000000000 GHz
CF Step
400.000000 MHz
Auto Man
Freq Offset
0 Hz

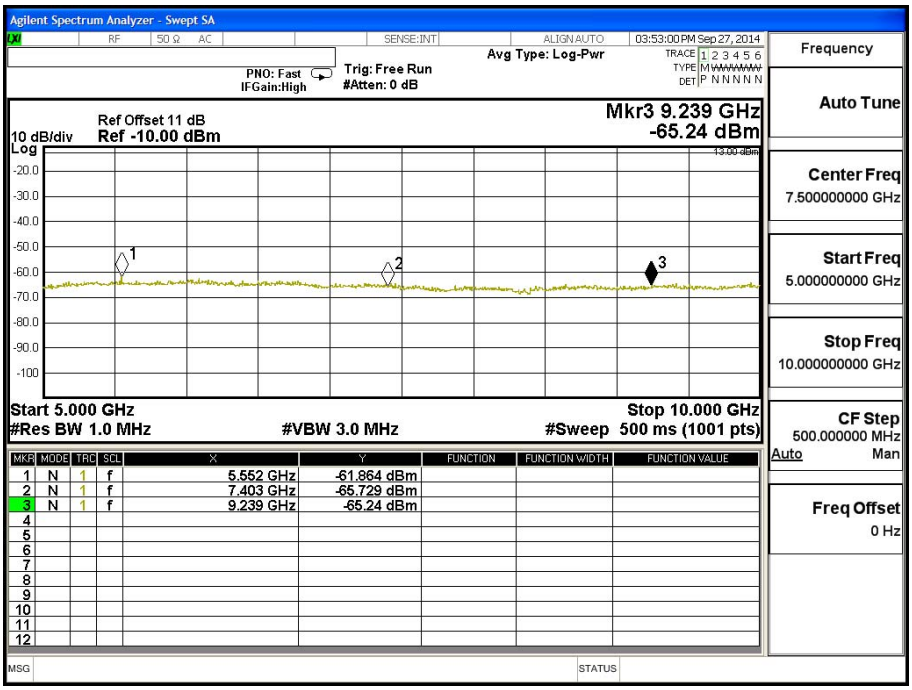
Agilent Spectrum Analyzer - Swept SA
03:53:00 PM Sep 27, 2014
Avg Type: Log-Pwr
PNO: Fast
IFGain:High
Trig: Free Run
#Atten: 0 dB
Ref Offset 11 dB
10 dB/div
Ref -10.00 dBm
Mkr3 9.239 GHz
-65.24 dBm
Start 5.000 GHz
#Res BW 1.0 MHz
#VBW 3.0 MHz
Stop 10.000 GHz
#Sweep 500 ms (1001 pts)
1 N 1 f 5.552 GHz -61.864 dBm
2 N 1 f 7.403 GHz -65.729 dBm
3 N 1 f 9.239 GHz -65.24 dBm
Frequency
Auto Tune
Center Freq
7.500000000 GHz
Start Freq
5.000000000 GHz
Stop Freq
10.000000000 GHz
CF Step
500.000000 MHz
Auto Man
Freq Offset
0 Hz

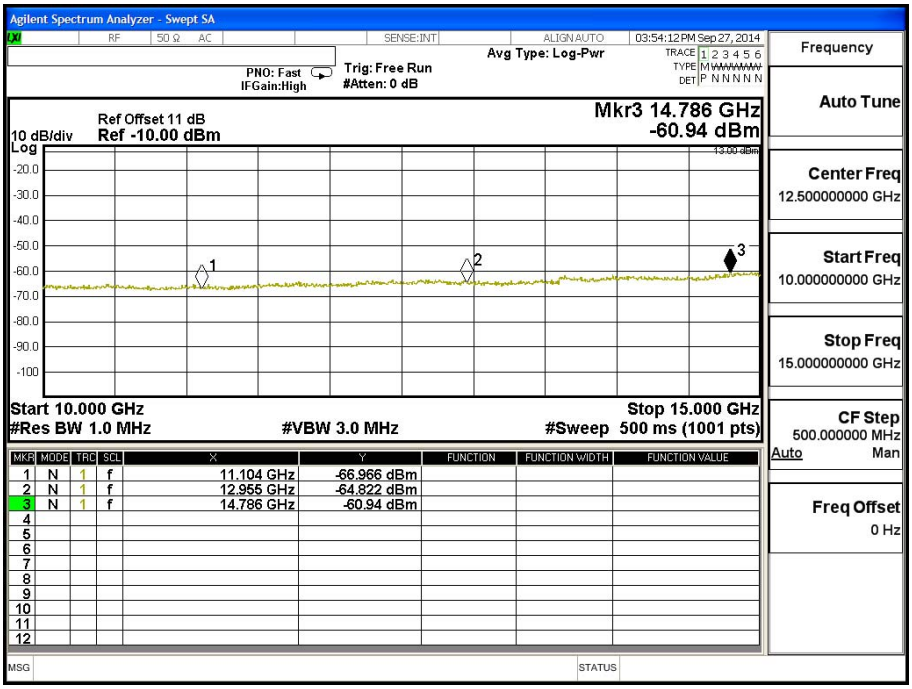
Agilent Spectrum Analyzer - Swept SA
03:54:12 PM Sep 27, 2014
Avg Type: Log-Pwr
Trig: Free Run
#Atten: 0 dB
PNO: Fast
IFGain:High
Ref Offset 11 dB
10 dB/div
Ref -10.00 dBm
Mkr3 14.786 GHz
-60.94 dBm
Start 10.000 GHz
#Res BW 1.0 MHz
#VBW 3.0 MHz
Stop 15.000 GHz
#Sweep 500 ms (1001 pts)
1 N 1 f 11.104 GHz -66.966 dBm
2 N 1 f 12.955 GHz -64.822 dBm
3 N 1 f 14.786 GHz -60.94 dBm
Frequency
Auto Tune
Center Freq
12.500000000 GHz
Start Freq
10.000000000 GHz
Stop Freq
15.000000000 GHz
CF Step
500.000000 MHz
Auto Man
Freq Offset
0 Hz

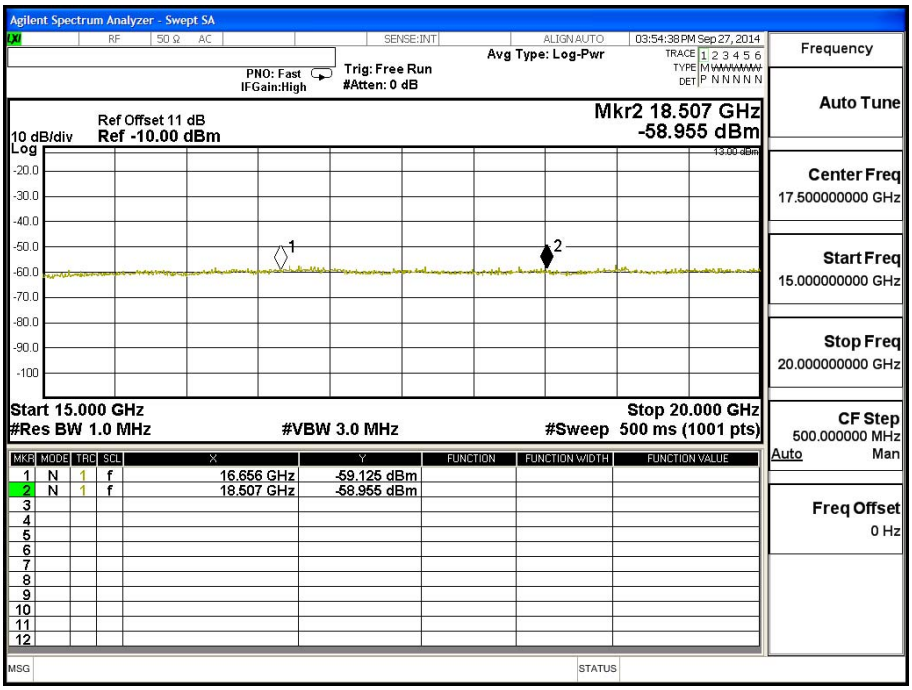
Agilent Spectrum Analyzer - Swept SA
03:54:38 PM Sep 27, 2014
Avg Type: Log-Pwr
Trig: Free Run
#Atten: 0 dB
PNO: Fast
IFGain:High
Ref Offset 11 dB
10 dB/div
Ref -10.00 dBm
Mkr2 18.507 GHz
-58.955 dBm
Start 15.000 GHz
#Res BW 1.0 MHz
#VBW 3.0 MHz
Stop 20.000 GHz
#Sweep 500 ms (1001 pts)
1 N 1 f 16.656 GHz -59.125 dBm
2 N 1 f 18.507 GHz -58.955 dBm
Frequency
Auto Tune
Center Freq
17.500000000 GHz
Start Freq
15.000000000 GHz
Stop Freq
20.000000000 GHz
CF Step
500.000000 MHz
Auto Man
Freq Offset
0 Hz

Product	Intel 7260M2NA		
Test Mode	Spurious Emission (Conducted)		
Date of Test	2014/09/19	Test Site	CTR
Test Condition	LTE-Band 2 (1.4M)	Test Range	30MHz~20GHz

LTE-Band 2 (1.4M) 16QAM(1,0) CH18607

Frequency (MHz)	Reading Level (dBm)	Path Loss (dB)	Emission Level (dBm)	Limit (dBm)
3700	-53.920	1.1	-52.820	-13
5552.1	-61.928	1.23	-60.698	-13
7402.8	-65.476	1.59	-63.886	-13
9253.5	-66.318	1.89	-64.428	-13
11104.2	-66.651	2.07	-64.581	-13
12954.9	-64.550	2.26	-62.290	-13
14805.6	-61.046	2.64	-58.406	-13
16656.3	-59.333	3.5	-55.833	-13
18507	-59.973	3.7	-56.273	-13

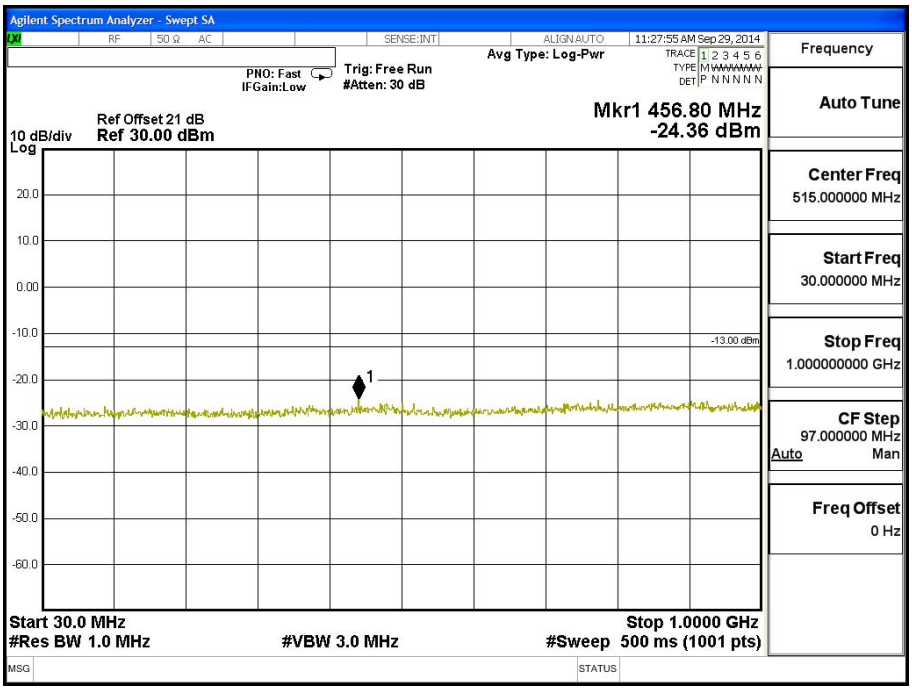

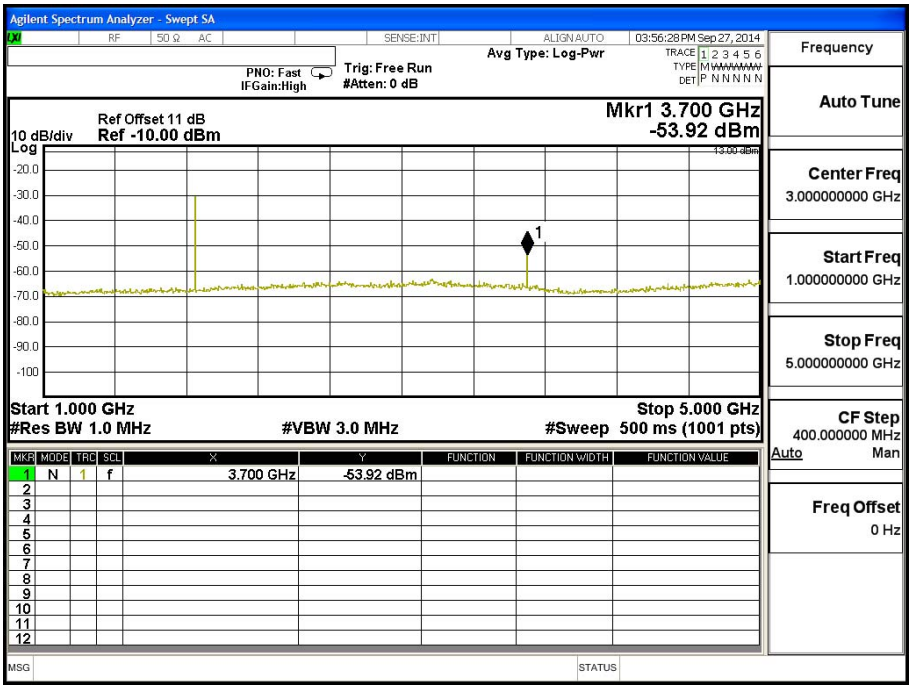
Agilent Spectrum Analyzer - Swept SA
03:56:28 PM Sep 27, 2014
Avg Type: Log-Pwr
PNO: Fast
IFGain:High
Trig: Free Run
#Atten: 0 dB
Ref Offset 11 dB
10 dB/div
Ref -10.00 dBm
Mkr1 3.700 GHz
-53.92 dBm
Start 1.000 GHz
#Res BW 1.0 MHz
#VBW 3.0 MHz
Stop 5.000 GHz
#Sweep 500 ms (1001 pts)
1 N 1 f 3.700 GHz -53.92 dBm
Frequency
Auto Tune
Center Freq
3.000000000 GHz
Start Freq
1.000000000 GHz
Stop Freq
5.000000000 GHz
CF Step
400.000000 MHz
Auto Man
Freq Offset
0 Hz

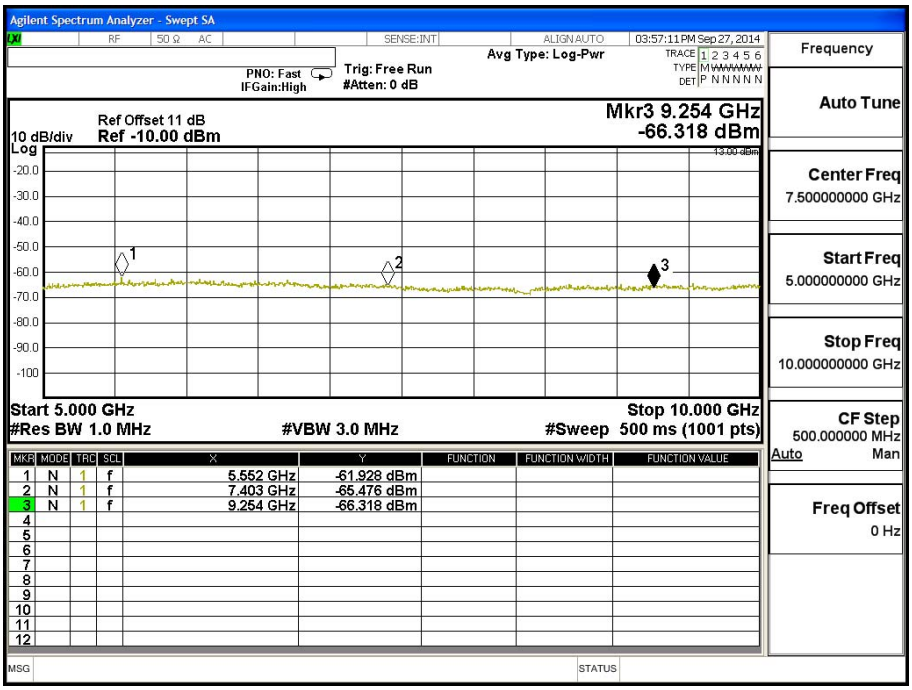
Agilent Spectrum Analyzer - Swept SA
03:57:11 PM Sep 27, 2014
Avg Type: Log-Pwr
PNO: Fast
IFGain:High
Trig: Free Run
#Atten: 0 dB
Ref Offset 11 dB
10 dB/div
Ref -10.00 dBm
Mkr3 9.254 GHz
-66.318 dBm
Start 5.000 GHz
#Res BW 1.0 MHz
#VBW 3.0 MHz
Stop 10.000 GHz
#Sweep 500 ms (1001 pts)
1 N 1 f 5.552 GHz -61.928 dBm
2 N 1 f 7.403 GHz -65.476 dBm
3 N 1 f 9.254 GHz -66.318 dBm
Frequency
Auto Tune
Center Freq
7.500000000 GHz
Start Freq
5.000000000 GHz
Stop Freq
10.000000000 GHz
CF Step
500.000000 MHz
Auto Man
Freq Offset
0 Hz

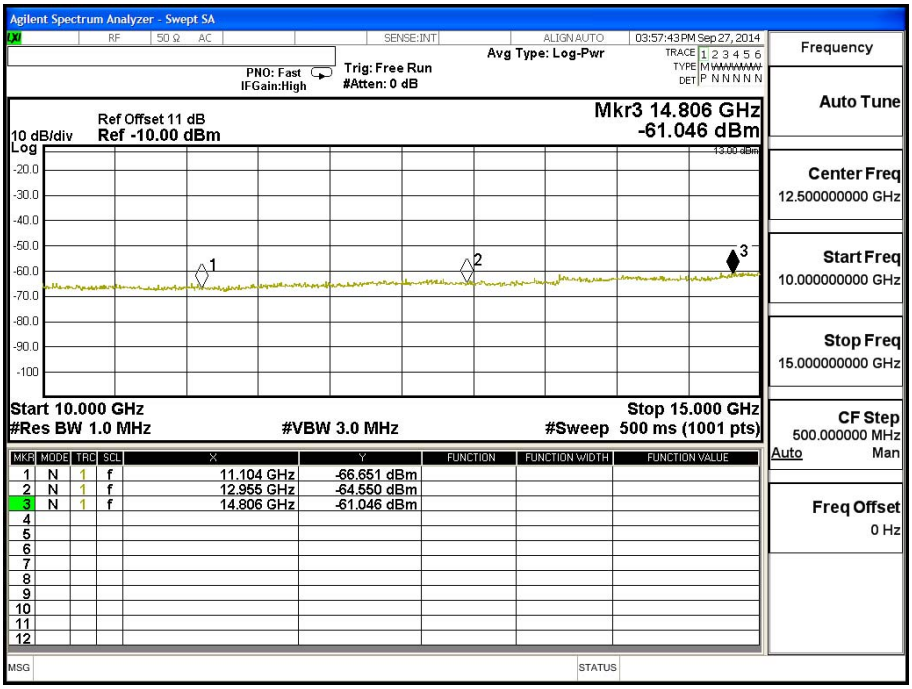
Agilent Spectrum Analyzer - Swept SA
03:57:43 PM Sep 27, 2014
Avg Type: Log-Pwr
Trig: Free Run
#Atten: 0 dB
PNO: Fast
IFGain:High
Ref Offset 11 dB
10 dB/div
Ref -10.00 dBm
Mkr3 14.806 GHz
-61.046 dBm
Start 10.000 GHz
#Res BW 1.0 MHz
#VBW 3.0 MHz
Stop 15.000 GHz
#Sweep 500 ms (1001 pts)
1 N 1 f 11.104 GHz -66.651 dBm
2 N 1 f 12.955 GHz -64.550 dBm
3 N 1 f 14.806 GHz -61.046 dBm
Frequency
Auto Tune
Center Freq
12.500000000 GHz
Start Freq
10.000000000 GHz
Stop Freq
15.000000000 GHz
CF Step
500.000000 MHz
Auto
Man
Freq Offset
0 Hz

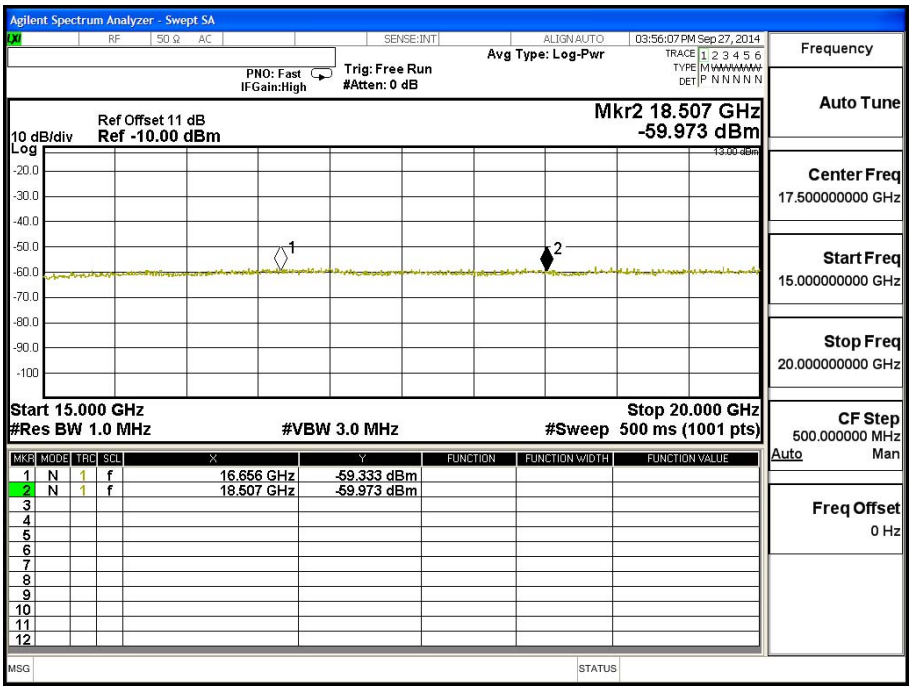
Agilent Spectrum Analyzer - Swept SA
03:56:07 PM Sep 27, 2014
Avg Type: Log-Pwr
Trig: Free Run
#Atten: 0 dB
PNO: Fast
IFGain:High
Ref Offset 11 dB
10 dB/div
Ref -10.00 dBm
Mkr2 18.507 GHz
-59.973 dBm
Start 15.000 GHz
#Res BW 1.0 MHz
#VBW 3.0 MHz
Stop 20.000 GHz
#Sweep 500 ms (1001 pts)
1 N 1 f 16.656 GHz -59.333 dBm
2 N 1 f 18.507 GHz -59.973 dBm
Frequency
Auto Tune
Center Freq
17.500000000 GHz
Start Freq
15.000000000 GHz
Stop Freq
20.000000000 GHz
CF Step
500.000000 MHz
Auto
Man
Freq Offset
0 Hz