Product	Intel 7260M2NA		
Test Mode	Spurious Emission (Conducted)		
Date of Test	2014/09/19	Test Site	CTR
Test Condition	LTE-Band 2 (3M)	Test Range	30MHz~20GHz

LTE-Band 2 (3M) QPSK(1,7) CH18615

Frequency (MHz)	Reading Level (dBm)	Path Loss (dB)	Emission Level (dBm)	Limit (dBm)
3704	-53.440	1.1	-52.340	-13
5554.5	-65.672	1.23	-64.442	-13
7406	-65.672	1.59	-64.082	-13
9257.5	-64.544	1.89	-62.654	-13
11109	-63.991	2.07	-61.921	-13
12960.5	-64.774	2.26	-62.514	-13
14812	-61.880	2.64	-59.240	-13
16663.5	-58.322	3.5	-54.822	-13
18515	-59.739	3.7	-56.039	-13

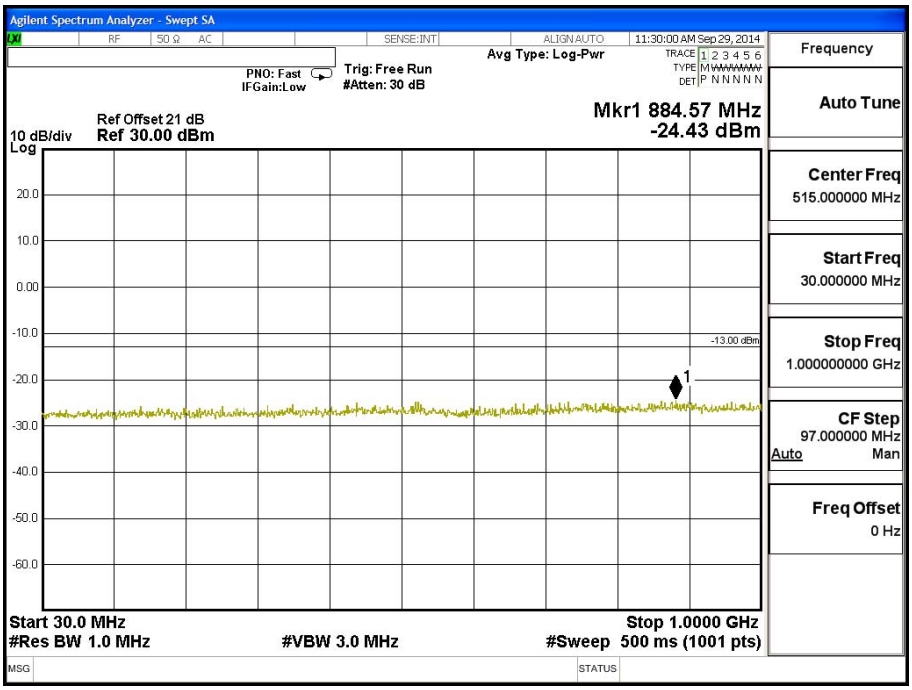

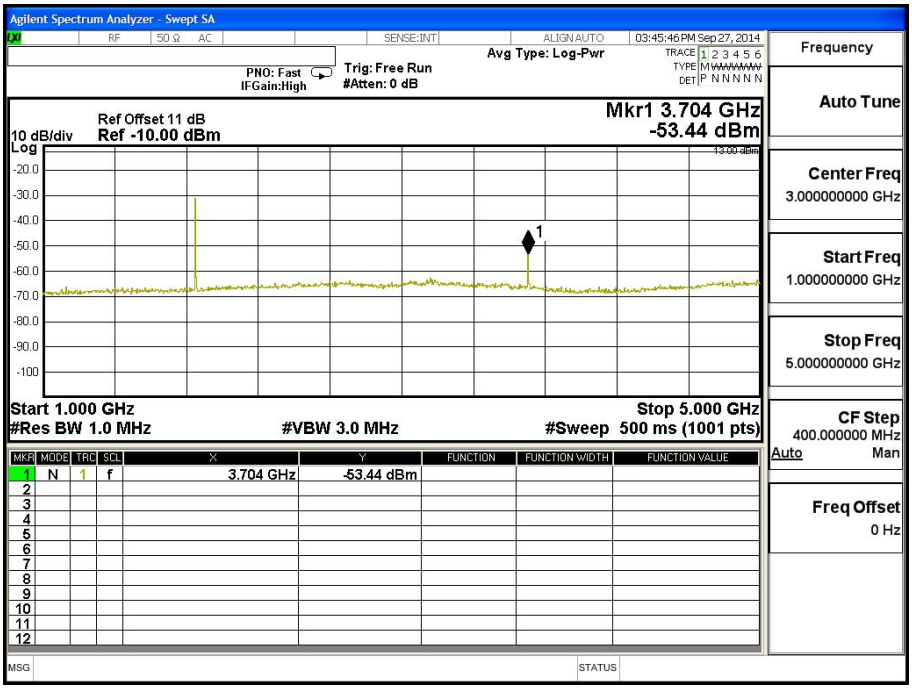
Agilent Spectrum Analyzer - Swept SA
03:45:46 PM Sep 27, 2014
Avg Type: Log-Pwr
PNO: Fast
IFGain:High
Trig: Free Run
#Atten: 0 dB
Ref Offset 11 dB
10 dB/div
Ref -10.00 dBm
Mkr1 3.704 GHz
-53.44 dBm
Start 1.000 GHz
#Res BW 1.0 MHz
#VBW 3.0 MHz
Stop 5.000 GHz
#Sweep 500 ms (1001 pts)
1 N 1 f 3.704 GHz -53.44 dBm
Frequency
Auto Tune
Center Freq
3.000000000 GHz
Start Freq
1.000000000 GHz
Stop Freq
5.000000000 GHz
CF Step
400.000000 MHz
Auto Man
Freq Offset
0 Hz

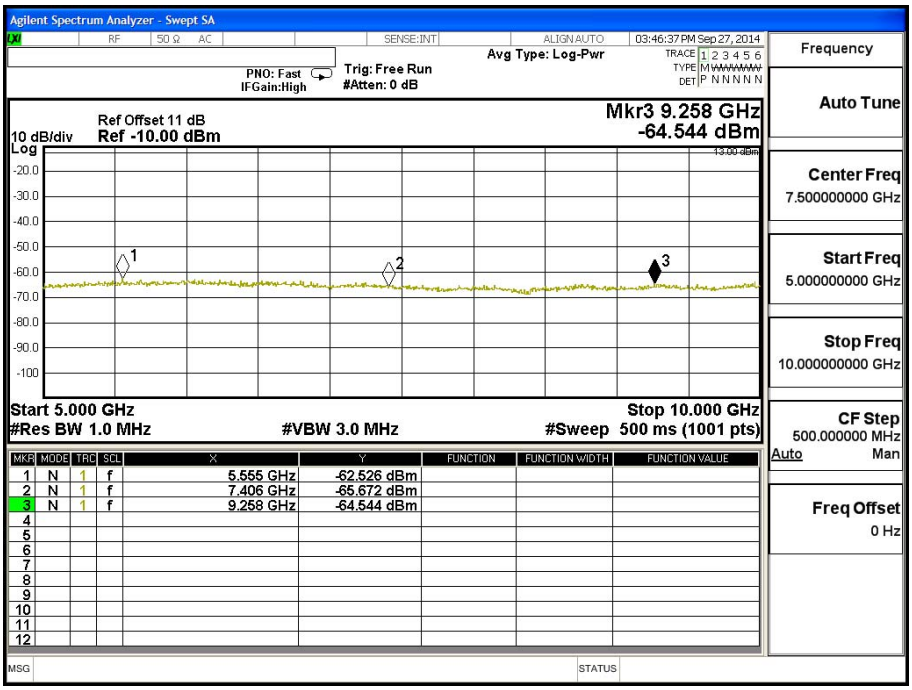
Agilent Spectrum Analyzer - Swept SA
03:46:37 PM Sep 27, 2014
Avg Type: Log-Pwr
PNO: Fast
IFGain:High
Trig: Free Run
#Atten: 0 dB
Ref Offset 11 dB
10 dB/div
Ref -10.00 dBm
Mkr3 9.258 GHz
-64.544 dBm
Start 5.000 GHz
#Res BW 1.0 MHz
#VBW 3.0 MHz
Stop 10.000 GHz
#Sweep 500 ms (1001 pts)
1 N 1 f 5.555 GHz -62.526 dBm
2 N 1 f 7.406 GHz -65.672 dBm
3 N 1 f 9.258 GHz -64.544 dBm
Frequency
Auto Tune
Center Freq
7.500000000 GHz
Start Freq
5.000000000 GHz
Stop Freq
10.000000000 GHz
CF Step
500.000000 MHz
Auto Man
Freq Offset
0 Hz

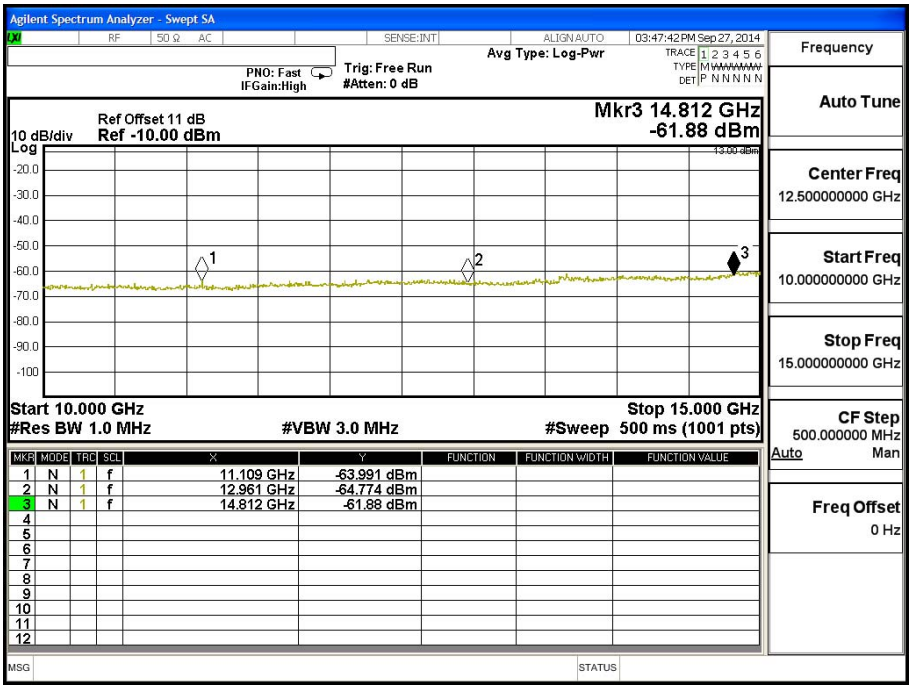
Agilent Spectrum Analyzer - Swept SA
RF 50 Ω AC
SENSE:INT
ALIGN AUTO
03:47:42 PM Sep 27, 2014
Avg Type: Log-Pwr
TRACE 1 2 3 4 5 6
TYPE M
DET P N N N N N
PNO: Fast
IFGain:High
Trig: Free Run
#Atten: 0 dB
Mkr3 14.812 GHz
-61.88 dBm
Ref Offset 11 dB
10 dB/div
Ref -10.00 dBm
Log
13.00 dBm
-20.0
-30.0
-40.0
-50.0
-60.0
-70.0
-80.0
-90.0
-100
Start 10.000 GHz
#Res BW 1.0 MHz
#VBW 3.0 MHz
Stop 15.000 GHz
#Sweep 500 ms (1001 pts)
MKR MODE TRC SCL X Y FUNCTION FUNCTION WIDTH FUNCTION VALUE
1 N 1 f 11.109 GHz -63.991 dBm
2 N 1 f 12.961 GHz -64.774 dBm
3 N 1 f 14.812 GHz -61.88 dBm
Frequency
Auto Tune
Center Freq
12.500000000 GHz
Start Freq
10.000000000 GHz
Stop Freq
15.000000000 GHz
CF Step
500.000000 MHz
Auto Man
Freq Offset
0 Hz
MSG
STATUS

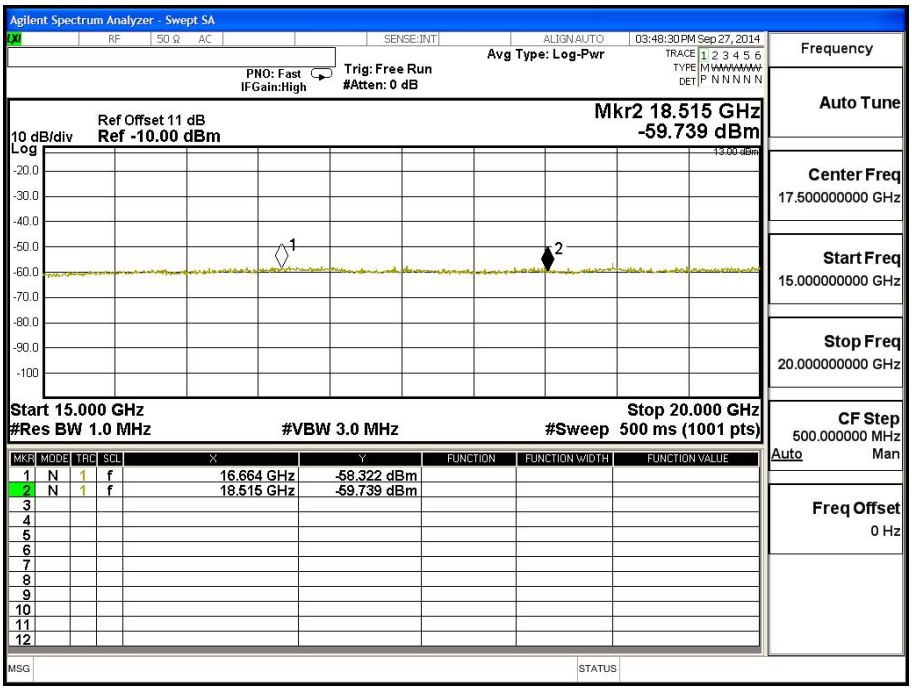
Agilent Spectrum Analyzer - Swept SA
RF 50 Ω AC
SENSE:INT
ALIGN AUTO
03:48:30 PM Sep 27, 2014
Avg Type: Log-Pwr
TRACE 1 2 3 4 5 6
TYPE M
DET P N N N N N
PNO: Fast
IFGain:High
Trig: Free Run
#Atten: 0 dB
Mkr2 18.515 GHz
-59.739 dBm
Ref Offset 11 dB
10 dB/div
Ref -10.00 dBm
Log
13.00 dBm
-20.0
-30.0
-40.0
-50.0
-60.0
-70.0
-80.0
-90.0
-100
Start 15.000 GHz
#Res BW 1.0 MHz
#VBW 3.0 MHz
Stop 20.000 GHz
#Sweep 500 ms (1001 pts)
MKR MODE TRC SCL X Y FUNCTION FUNCTION WIDTH FUNCTION VALUE
1 N 1 f 16.664 GHz -58.322 dBm
2 N 1 f 18.515 GHz -59.739 dBm
Frequency
Auto Tune
Center Freq
17.500000000 GHz
Start Freq
15.000000000 GHz
Stop Freq
20.000000000 GHz
CF Step
500.000000 MHz
Auto Man
Freq Offset
0 Hz
MSG
STATUS

Product	Intel 7260M2NA		
Test Mode	Spurious Emission (Conducted)		
Date of Test	2014/09/19	Test Site	CTR
Test Condition	LTE-Band 2 (3M)	Test Range	30MHz~20GHz

LTE-Band 2 (3M) 16QAM(1,7) CH18900

Frequency (MHz)	Reading Level (dBm)	Path Loss (dB)	Emission Level (dBm)	Limit (dBm)
3756	-54.570	1.1	-53.470	-13
5640	-64.359	1.23	-63.129	-13
7520	-66.122	1.59	-64.532	-13
9400	-66.059	1.89	-64.169	-13
11280	-67.333	2.07	-65.263	-13
13160	-66.285	2.26	-64.025	-13
15040	-61.641	2.64	-59.001	-13
16930	-58.357	3.5	-54.857	-13
18800	-59.524	3.7	-55.824	-13

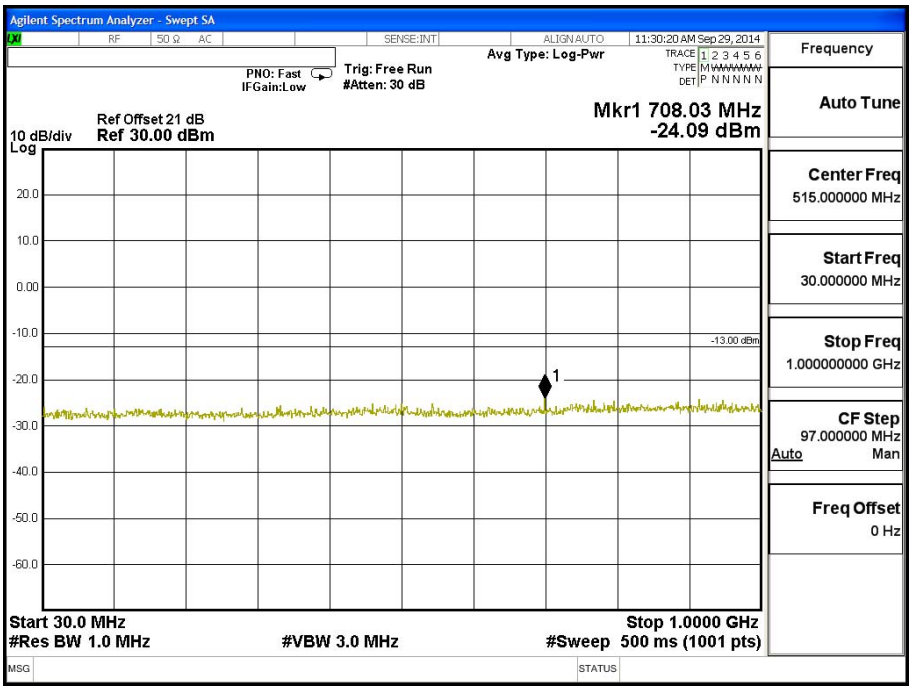

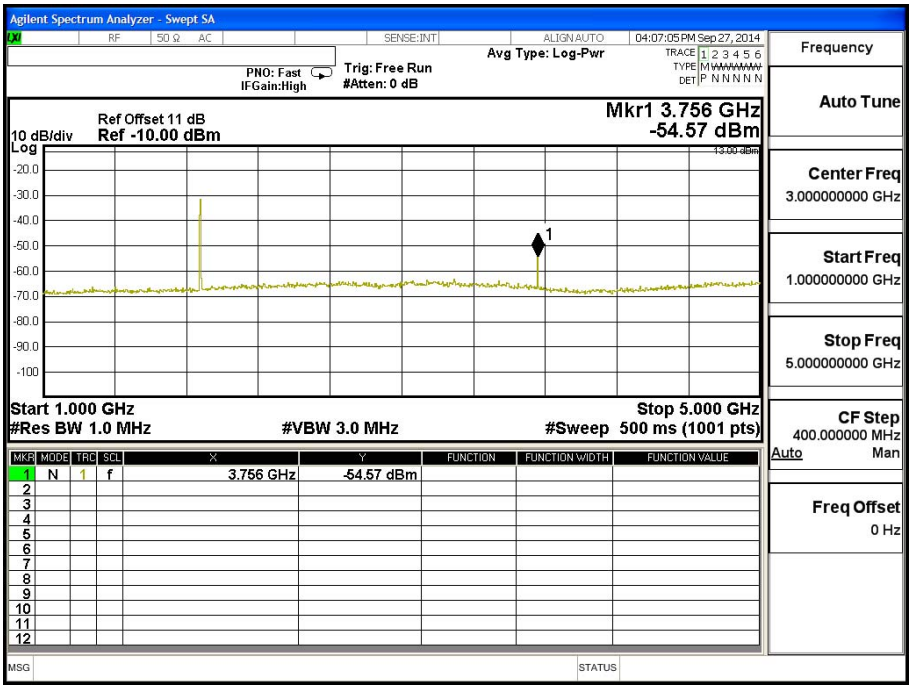
Agilent Spectrum Analyzer - Swept SA
RF 50 Ω AC
SENSE:INT
ALIGN AUTO
04:07:05 PM Sep 27, 2014
Avg Type: Log-Pwr
PNO: Fast
IFGain:High
Trig: Free Run
#Atten: 0 dB
Ref Offset 11 dB
10 dB/div
Ref -10.00 dBm
Mkr1 3.756 GHz
-54.57 dBm
Start 1.000 GHz
#Res BW 1.0 MHz
#VBW 3.0 MHz
Stop 5.000 GHz
#Sweep 500 ms (1001 pts)
1 N 1 f 3.756 GHz -54.57 dBm
Frequency
Auto Tune
Center Freq
3.000000000 GHz
Start Freq
1.000000000 GHz
Stop Freq
5.000000000 GHz
CF Step
400.000000 MHz
Auto Man
Freq Offset
0 Hz

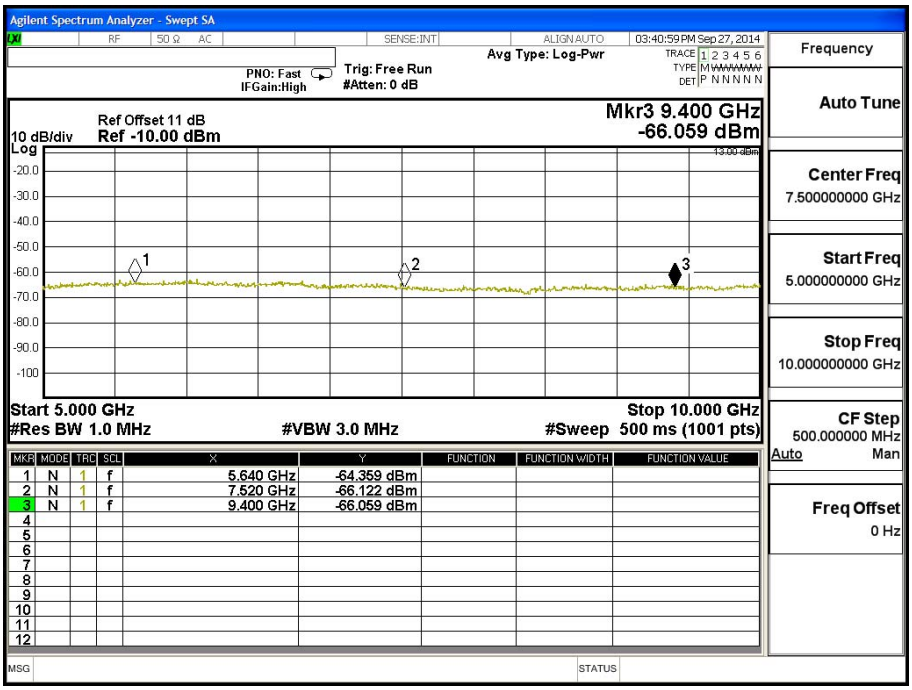
Agilent Spectrum Analyzer - Swept SA
RF 50 Ω AC
SENSE:INT
ALIGN AUTO
03:40:59 PM Sep 27, 2014
Avg Type: Log-Pwr
PNO: Fast
IFGain:High
Trig: Free Run
#Atten: 0 dB
Ref Offset 11 dB
10 dB/div
Ref -10.00 dBm
Mkr3 9.400 GHz
-66.059 dBm
Start 5.000 GHz
#Res BW 1.0 MHz
#VBW 3.0 MHz
Stop 10.000 GHz
#Sweep 500 ms (1001 pts)
1 N 1 f 5.640 GHz -64.359 dBm
2 N 1 f 7.520 GHz -66.122 dBm
3 N 1 f 9.400 GHz -66.059 dBm
Frequency
Auto Tune
Center Freq
7.500000000 GHz
Start Freq
5.000000000 GHz
Stop Freq
10.000000000 GHz
CF Step
500.000000 MHz
Auto Man
Freq Offset
0 Hz

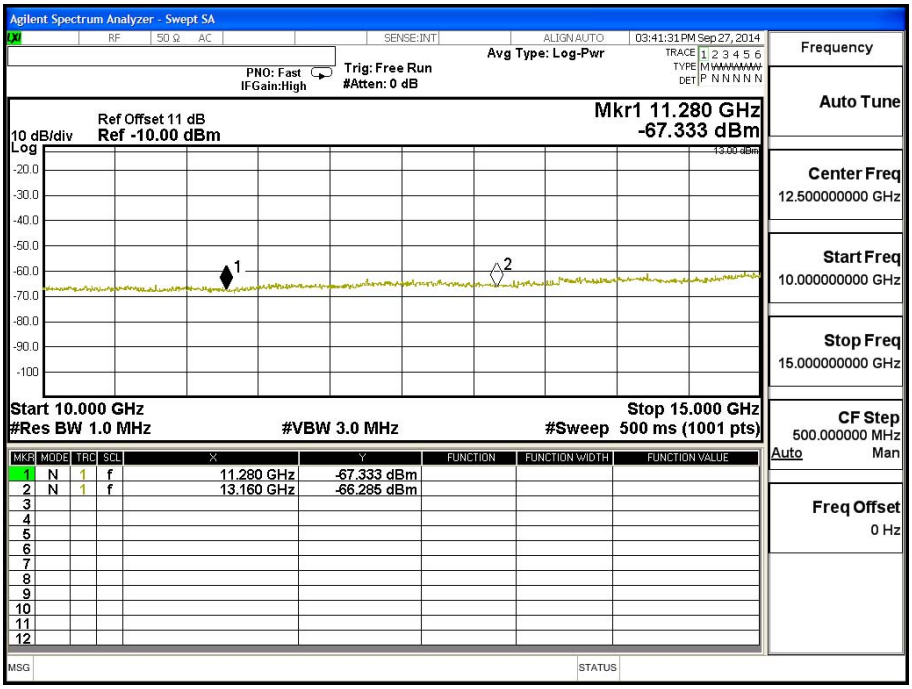
Agilent Spectrum Analyzer - Swept SA
03:41:31 PM Sep 27, 2014
Avg Type: Log-Pwr
Trig: Free Run
#Atten: 0 dB
PNO: Fast
IFGain:High
Ref Offset 11 dB
10 dB/div
Ref -10.00 dBm
Mkr1 11.280 GHz
-67.333 dBm
Start 10.000 GHz
#Res BW 1.0 MHz
#VBW 3.0 MHz
Stop 15.000 GHz
#Sweep 500 ms (1001 pts)
1 N 1 f 11.280 GHz -67.333 dBm
2 N 1 f 13.160 GHz -66.285 dBm
Frequency
Auto Tune
Center Freq
12.500000000 GHz
Start Freq
10.000000000 GHz
Stop Freq
15.000000000 GHz
CF Step
500.000000 MHz
Auto Man
Freq Offset
0 Hz

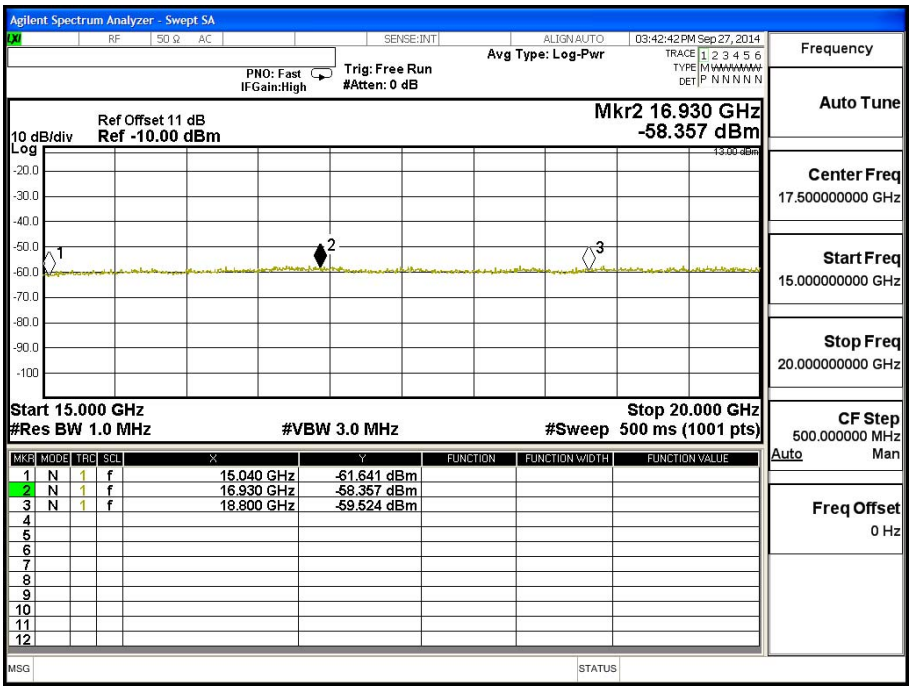
Agilent Spectrum Analyzer - Swept SA
03:42:42 PM Sep 27, 2014
Avg Type: Log-Pwr
Trig: Free Run
#Atten: 0 dB
PNO: Fast
IFGain:High
Ref Offset 11 dB
10 dB/div
Ref -10.00 dBm
Mkr2 16.930 GHz
-58.357 dBm
Start 15.000 GHz
#Res BW 1.0 MHz
#VBW 3.0 MHz
Stop 20.000 GHz
#Sweep 500 ms (1001 pts)
1 N 1 f 15.040 GHz -61.641 dBm
2 N 1 f 16.930 GHz -58.357 dBm
3 N 1 f 18.800 GHz -59.524 dBm
Frequency
Auto Tune
Center Freq
17.500000000 GHz
Start Freq
15.000000000 GHz
Stop Freq
20.000000000 GHz
CF Step
500.000000 MHz
Auto Man
Freq Offset
0 Hz

Product	Intel 7260M2NA		
Test Mode	Spurious Emission (Conducted)		
Date of Test	2014/09/19	Test Site	CTR
Test Condition	LTE-Band 2 (5M)	Test Range	30MHz~20GHz

LTE-Band 2 (5M) QPSK(1,12) CH18625

Frequency (MHz)	Reading Level (dBm)	Path Loss (dB)	Emission Level (dBm)	Limit (dBm)
3704	-52.993	1.1	-51.893	-13
5557.5	-62.704	1.23	-61.474	-13
7410	-66.531	1.59	-64.941	-13
9262.5	-65.579	1.89	-63.689	-13
11115	-66.461	2.07	-64.391	-13
12967.5	-65.022	2.26	-62.762	-13
14820	-61.588	2.64	-58.948	-13
16672.5	-59.442	3.5	-55.942	-13
18525	-60.174	3.7	-56.474	-13

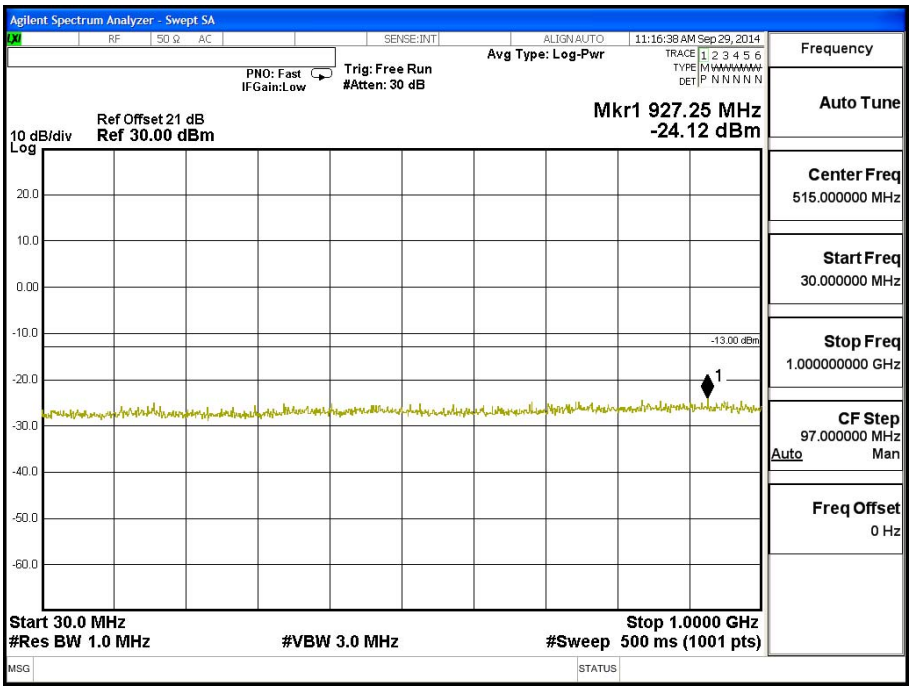

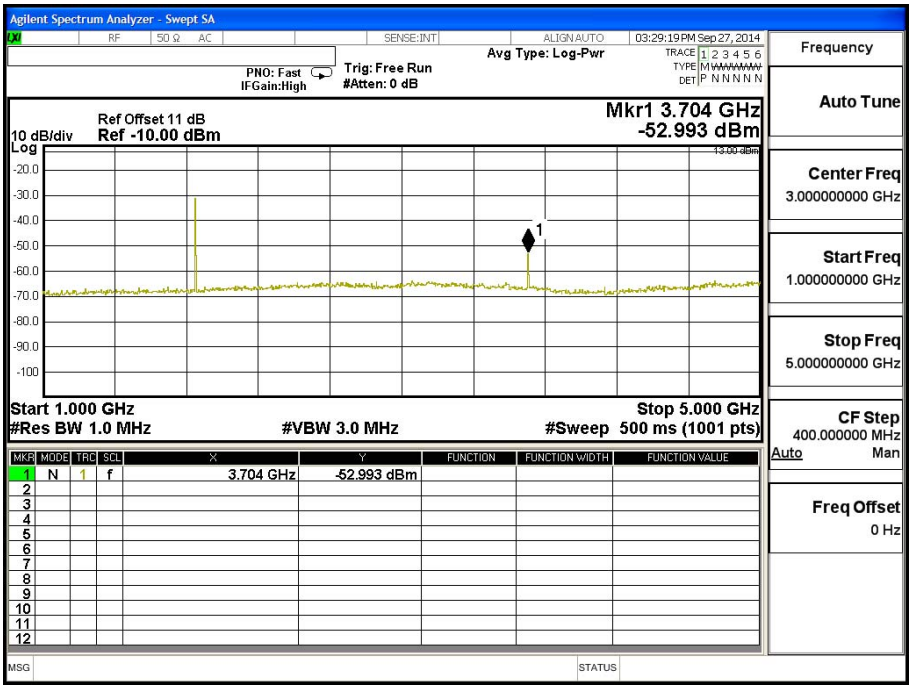
Agilent Spectrum Analyzer - Swept SA
RF 50 Ω AC
SENSE:INT
ALIGN AUTO
03:29:19 PM Sep 27, 2014
Avg Type: Log-Pwr
TRACE 1 2 3 4 5 6
TYPE M
DET P N N N N N
PNO: Fast
IFGain:High
Trig: Free Run
#Atten: 0 dB
Ref Offset 11 dB
10 dB/div
Ref -10.00 dBm
Mkr1 3.704 GHz
-52.993 dBm
Log
-20.0
-30.0
-40.0
-50.0
-60.0
-70.0
-80.0
-90.0
-100
Start 1.000 GHz
#Res BW 1.0 MHz
#VBW 3.0 MHz
Stop 5.000 GHz
#Sweep 500 ms (1001 pts)
MKR MODE TRC SCL X Y FUNCTION FUNCTION WIDTH FUNCTION VALUE
1 N 1 f 3.704 GHz -52.993 dBm
Frequency
Auto Tune
Center Freq
3.000000000 GHz
Start Freq
1.000000000 GHz
Stop Freq
5.000000000 GHz
CF Step
400.000000 MHz
Auto Man
Freq Offset
0 Hz
MSG
STATUS

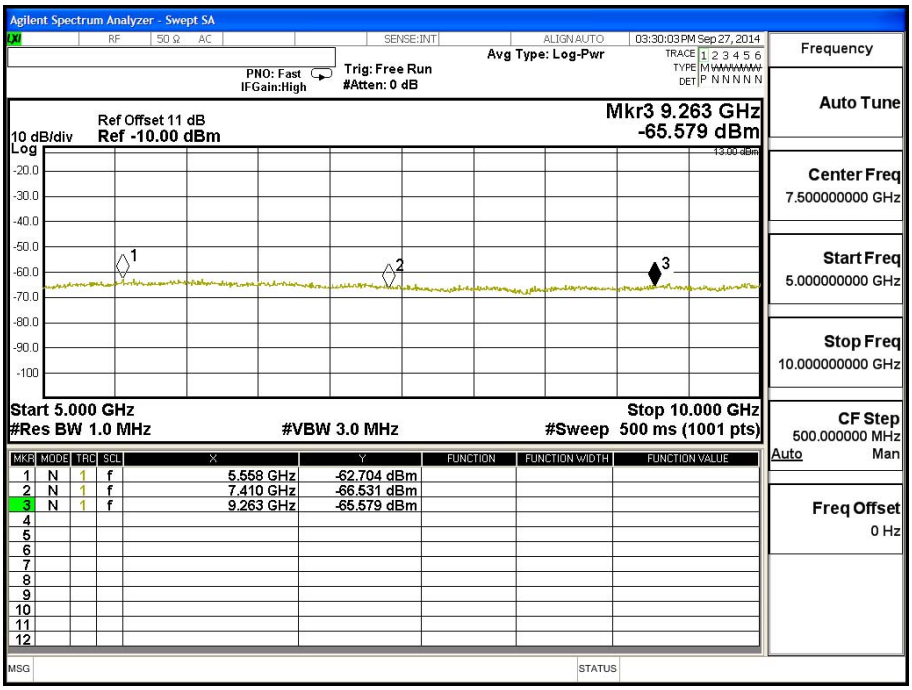
Agilent Spectrum Analyzer - Swept SA
RF 50 Ω AC
SENSE:INT
ALIGN AUTO
03:30:03 PM Sep 27, 2014
Avg Type: Log-Pwr
TRACE 1 2 3 4 5 6
TYPE M
DET P N N N N N
PNO: Fast
IFGain:High
Trig: Free Run
#Atten: 0 dB
Ref Offset 11 dB
10 dB/div
Ref -10.00 dBm
Mkr3 9.263 GHz
-65.579 dBm
Log
-20.0
-30.0
-40.0
-50.0
-60.0
-70.0
-80.0
-90.0
-100
Start 5.000 GHz
#Res BW 1.0 MHz
#VBW 3.0 MHz
Stop 10.000 GHz
#Sweep 500 ms (1001 pts)
MKR MODE TRC SCL X Y FUNCTION FUNCTION WIDTH FUNCTION VALUE
1 N 1 f 5.558 GHz -62.704 dBm
2 N 1 f 7.410 GHz -66.531 dBm
3 N 1 f 9.263 GHz -65.579 dBm
Frequency
Auto Tune
Center Freq
7.500000000 GHz
Start Freq
5.000000000 GHz
Stop Freq
10.000000000 GHz
CF Step
500.000000 MHz
Auto Man
Freq Offset
0 Hz
MSG
STATUS

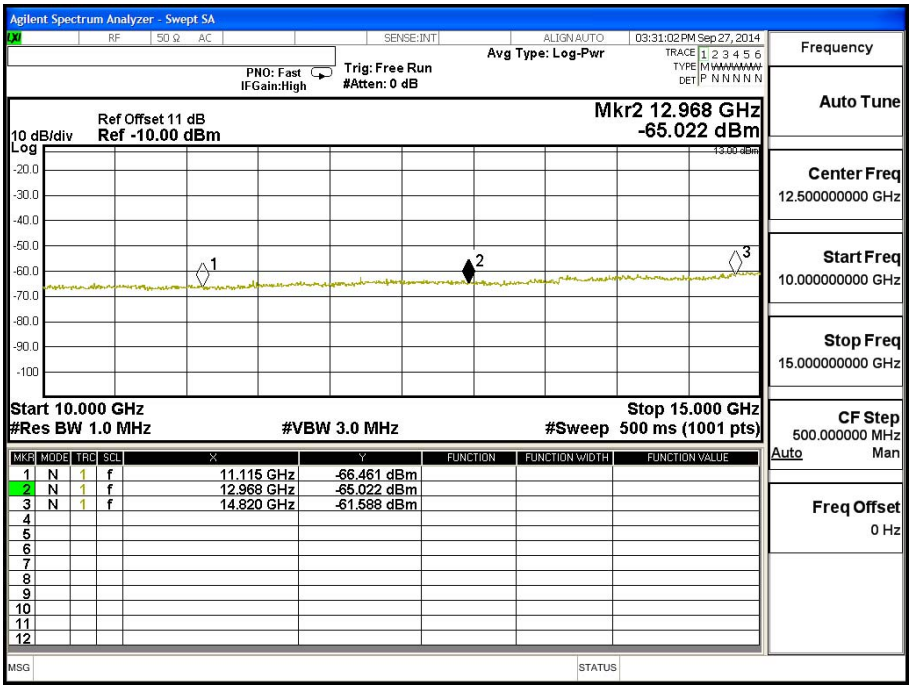
Agilent Spectrum Analyzer - Swept SA
03:31:02 PM Sep 27, 2014
Avg Type: Log-Pwr
Trig: Free Run
#Atten: 0 dB
PNO: Fast
IFGain:High
Ref Offset 11 dB
10 dB/div
Ref -10.00 dBm
Mkr2 12.968 GHz
-65.022 dBm
Start 10.000 GHz
#Res BW 1.0 MHz
#VBW 3.0 MHz
Stop 15.000 GHz
#Sweep 500 ms (1001 pts)
1 N 1 f 11.115 GHz -66.461 dBm
2 N 1 f 12.968 GHz -65.022 dBm
3 N 1 f 14.820 GHz -61.588 dBm
Frequency
Auto Tune
Center Freq
12.500000000 GHz
Start Freq
10.000000000 GHz
Stop Freq
15.000000000 GHz
CF Step
500.000000 MHz
Auto Man
Freq Offset
0 Hz

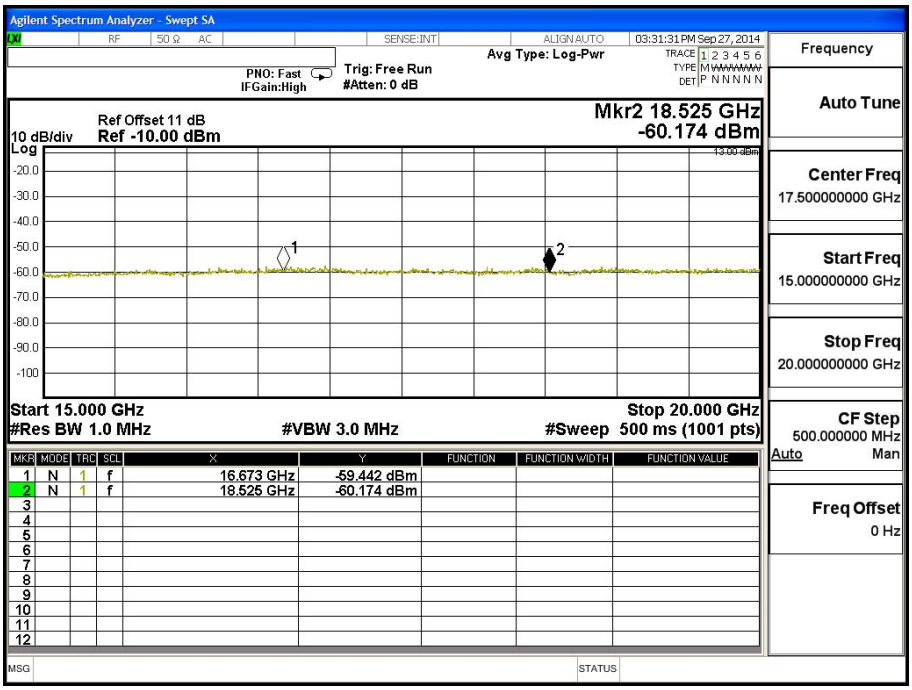
Agilent Spectrum Analyzer - Swept SA
03:31:31 PM Sep 27, 2014
Avg Type: Log-Pwr
Trig: Free Run
#Atten: 0 dB
PNO: Fast
IFGain:High
Ref Offset 11 dB
10 dB/div
Ref -10.00 dBm
Mkr2 18.525 GHz
-60.174 dBm
Start 15.000 GHz
#Res BW 1.0 MHz
#VBW 3.0 MHz
Stop 20.000 GHz
#Sweep 500 ms (1001 pts)
1 N 1 f 16.673 GHz -59.442 dBm
2 N 1 f 18.525 GHz -60.174 dBm
Frequency
Auto Tune
Center Freq
17.500000000 GHz
Start Freq
15.000000000 GHz
Stop Freq
20.000000000 GHz
CF Step
500.000000 MHz
Auto Man
Freq Offset
0 Hz

Product	Intel 7260M2NA		
Test Mode	Spurious Emission (Conducted)		
Date of Test	2014/09/19	Test Site	CTR
Test Condition	LTE-Band 2 (5M)	Test Range	30MHz~20GHz

LTE-Band 2 (5M) 16QAM(1,0) CH18625

Frequency (MHz)	Reading Level (dBm)	Path Loss (dB)	Emission Level (dBm)	Limit (dBm)
3700	-53.610	1.1	-52.510	-13
5548	-62.405	1.23	-61.175	-13
7410	-65.437	1.59	-63.847	-13
9262.5	-65.612	1.89	-63.722	-13
11115	-66.336	2.07	-64.266	-13
12967.5	-65.401	2.26	-63.141	-13
14820	-61.725	2.64	-59.085	-13
16672.5	-59.767	3.5	-56.267	-13
18525	-60.062	3.7	-56.362	-13

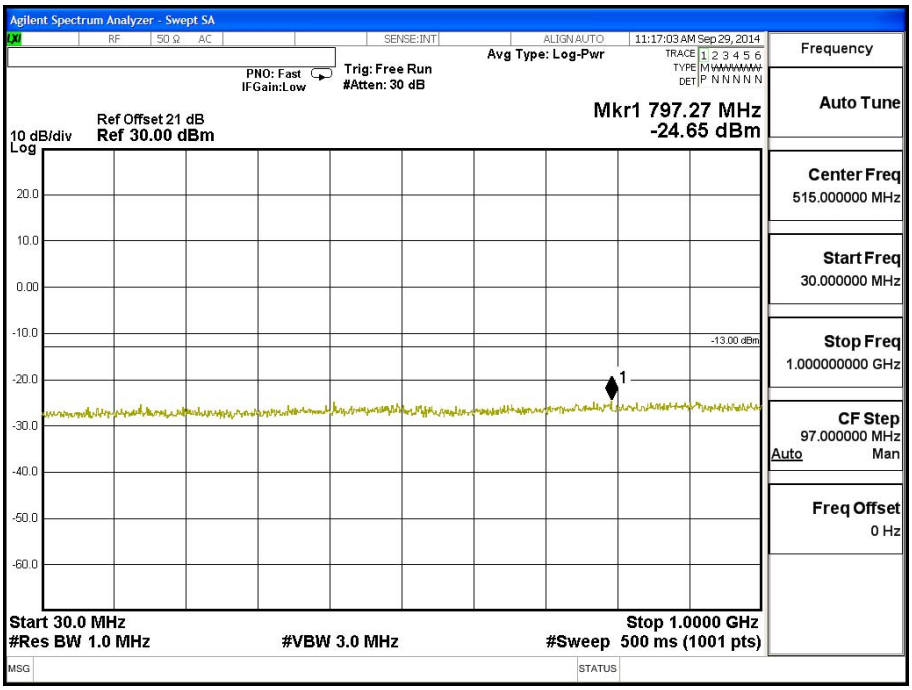

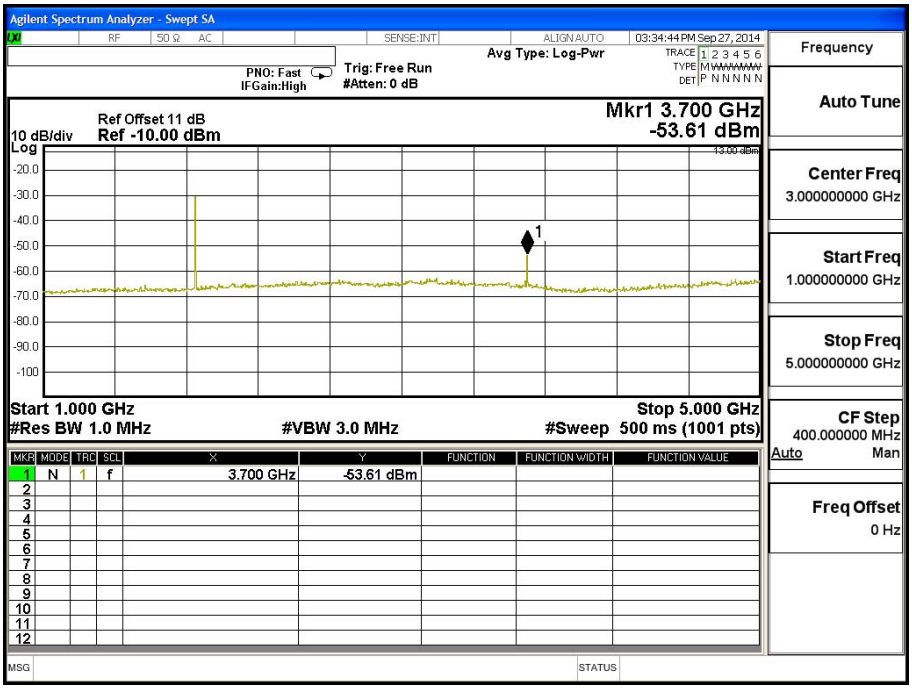
Agilent Spectrum Analyzer - Swept SA
RF 50 Ω AC
SENSE:INT
ALIGN AUTO
03:34:44 PM Sep 27, 2014
Avg Type: Log-Pwr
PNO: Fast
IFGain:High
Trig: Free Run
#Atten: 0 dB
Ref Offset 11 dB
10 dB/div
Ref -10.00 dBm
Mkr1 3.700 GHz
-53.61 dBm
Start 1.000 GHz
#Res BW 1.0 MHz
#VBW 3.0 MHz
Stop 5.000 GHz
#Sweep 500 ms (1001 pts)
Frequency
Auto Tune
Center Freq
3.000000000 GHz
Start Freq
1.000000000 GHz
Stop Freq
5.000000000 GHz
CF Step
400.000000 MHz
Auto Man
Freq Offset
0 Hz
1 N 1 f 3.700 GHz -53.61 dBm

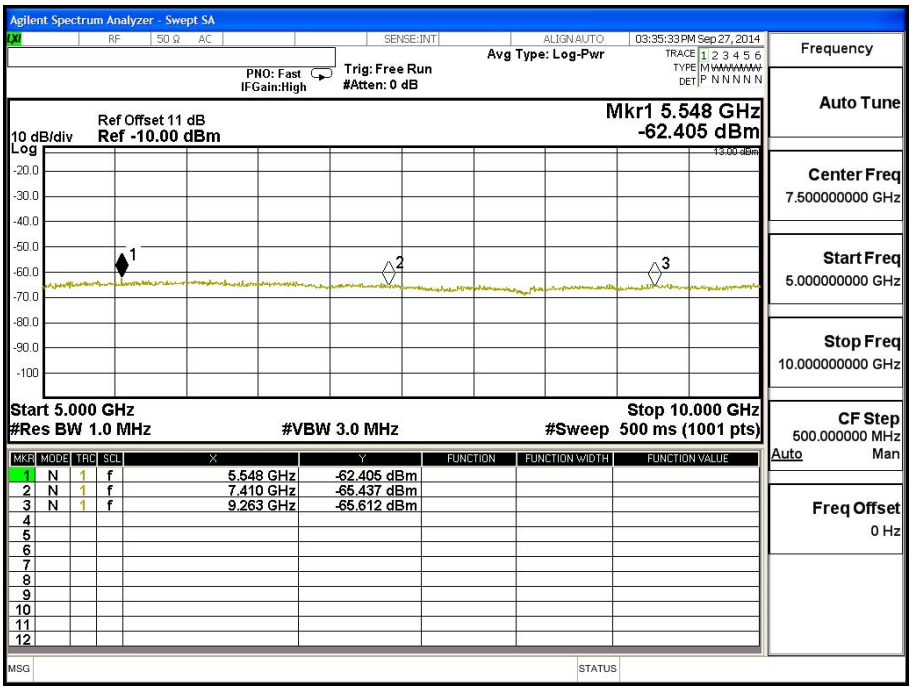
Agilent Spectrum Analyzer - Swept SA
RF 50 Ω AC
SENSE:INT
ALIGN AUTO
03:35:33 PM Sep 27, 2014
Avg Type: Log-Pwr
PNO: Fast
IFGain:High
Trig: Free Run
#Atten: 0 dB
Ref Offset 11 dB
10 dB/div
Ref -10.00 dBm
Mkr1 5.548 GHz
-62.405 dBm
Start 5.000 GHz
#Res BW 1.0 MHz
#VBW 3.0 MHz
Stop 10.000 GHz
#Sweep 500 ms (1001 pts)
Frequency
Auto Tune
Center Freq
7.500000000 GHz
Start Freq
5.000000000 GHz
Stop Freq
10.000000000 GHz
CF Step
500.000000 MHz
Auto Man
Freq Offset
0 Hz
1 N 1 f 5.548 GHz -62.405 dBm
2 N 1 f 7.410 GHz -65.437 dBm
3 N 1 f 9.263 GHz -65.612 dBm

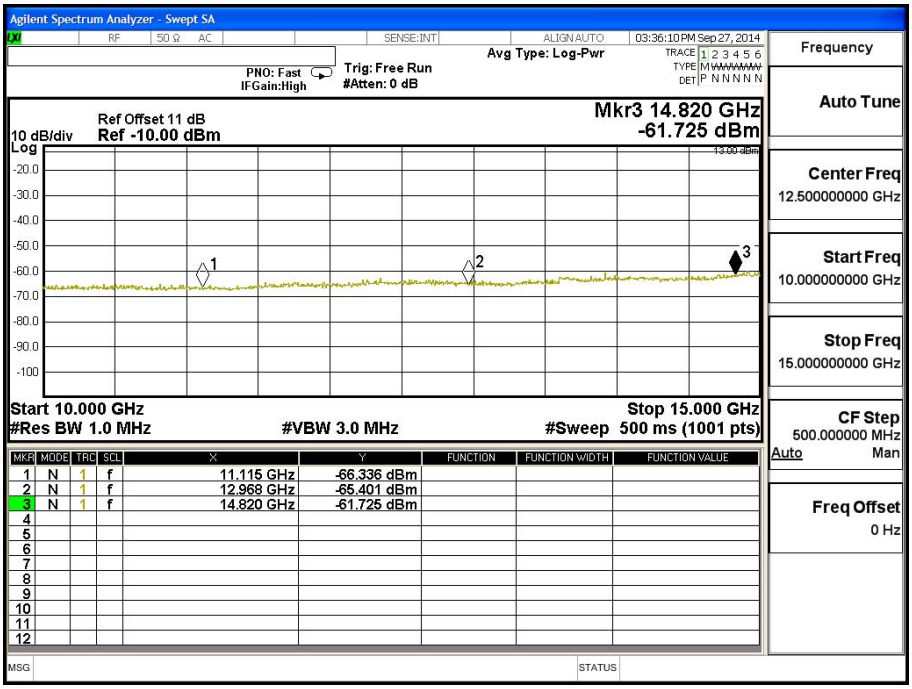
Agilent Spectrum Analyzer - Swept SA
RF 50 Ω AC
SENSE:INT
ALIGN AUTO
03:36:10 PM Sep 27, 2014
Avg Type: Log-Pwr
TRACE 1 2 3 4 5 6
TYPE M
DET P N N N N N
PNO: Fast
IFGain:High
Trig: Free Run
#Atten: 0 dB
Mkr3 14.820 GHz
-61.725 dBm
Ref Offset 11 dB
10 dB/div
Ref -10.00 dBm
Log
13.00 dBm
-20.0
-30.0
-40.0
-50.0
-60.0
-70.0
-80.0
-90.0
-100
Start 10.000 GHz
#Res BW 1.0 MHz
#VBW 3.0 MHz
Stop 15.000 GHz
#Sweep 500 ms (1001 pts)
MKR MODE TRC SCL X Y FUNCTION FUNCTION WIDTH FUNCTION VALUE
1 N 1 f 11.115 GHz -66.336 dBm
2 N 1 f 12.968 GHz -65.401 dBm
3 N 1 f 14.820 GHz -61.725 dBm
Frequency
Auto Tune
Center Freq
12.500000000 GHz
Start Freq
10.000000000 GHz
Stop Freq
15.000000000 GHz
CF Step
500.000000 MHz
Auto Man
Freq Offset
0 Hz
MSG
STATUS

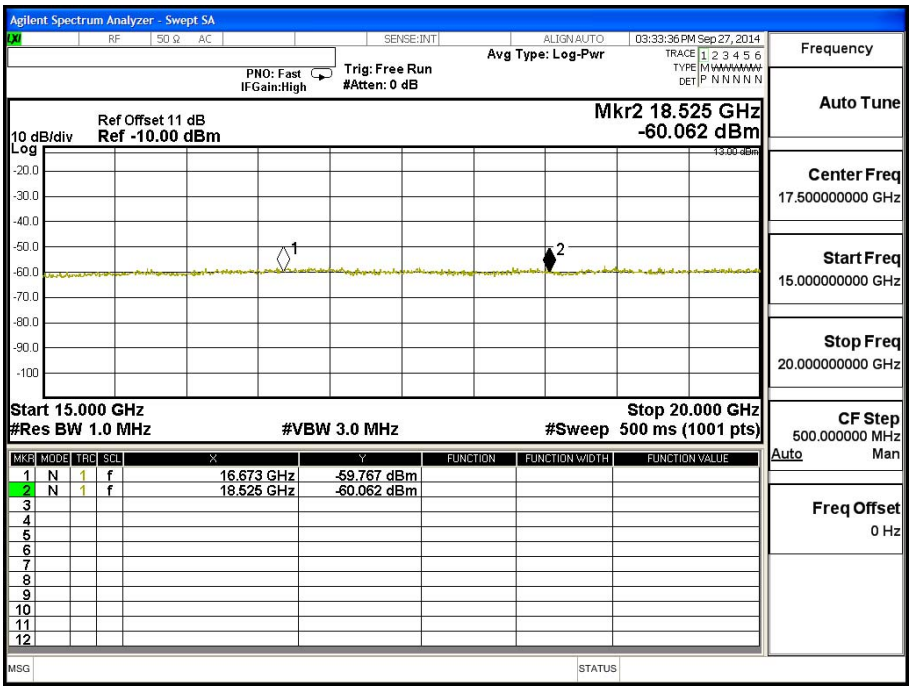
Agilent Spectrum Analyzer - Swept SA
RF 50 Ω AC
SENSE:INT
ALIGN AUTO
03:33:36 PM Sep 27, 2014
Avg Type: Log-Pwr
TRACE 1 2 3 4 5 6
TYPE M
DET P N N N N N
PNO: Fast
IFGain:High
Trig: Free Run
#Atten: 0 dB
Mkr2 18.525 GHz
-60.062 dBm
Ref Offset 11 dB
10 dB/div
Ref -10.00 dBm
Log
13.00 dBm
-20.0
-30.0
-40.0
-50.0
-60.0
-70.0
-80.0
-90.0
-100
Start 15.000 GHz
#Res BW 1.0 MHz
#VBW 3.0 MHz
Stop 20.000 GHz
#Sweep 500 ms (1001 pts)
MKR MODE TRC SCL X Y FUNCTION FUNCTION WIDTH FUNCTION VALUE
1 N 1 f 16.673 GHz -59.767 dBm
2 N 1 f 18.525 GHz -60.062 dBm
Frequency
Auto Tune
Center Freq
17.500000000 GHz
Start Freq
15.000000000 GHz
Stop Freq
20.000000000 GHz
CF Step
500.000000 MHz
Auto Man
Freq Offset
0 Hz
MSG
STATUS

Product	Intel 7260M2NA		
Test Mode	Spurious Emission (Conducted)		
Date of Test	2014/09/19	Test Site	CTR
Test Condition	LTE-Band 2 (10M)	Test Range	30MHz~20GHz

LTE-Band 2 (10M) QPSK(1,0) CH18650

Frequency (MHz)	Reading Level (dBm)	Path Loss (dB)	Emission Level (dBm)	Limit (dBm)
3700	-53.305	1.1	-52.205	-13
5550	-62.740	1.23	-61.510	-13
7420	-66.168	1.59	-64.578	-13
9275	-65.699	1.89	-63.809	-13
11130	-66.973	2.07	-64.903	-13
12970	-62.480	2.26	-60.220	-13
14840	-61.686	2.64	-59.046	-13
16695	-58.635	3.5	-55.135	-13
18550	-60.266	3.7	-56.566	-13

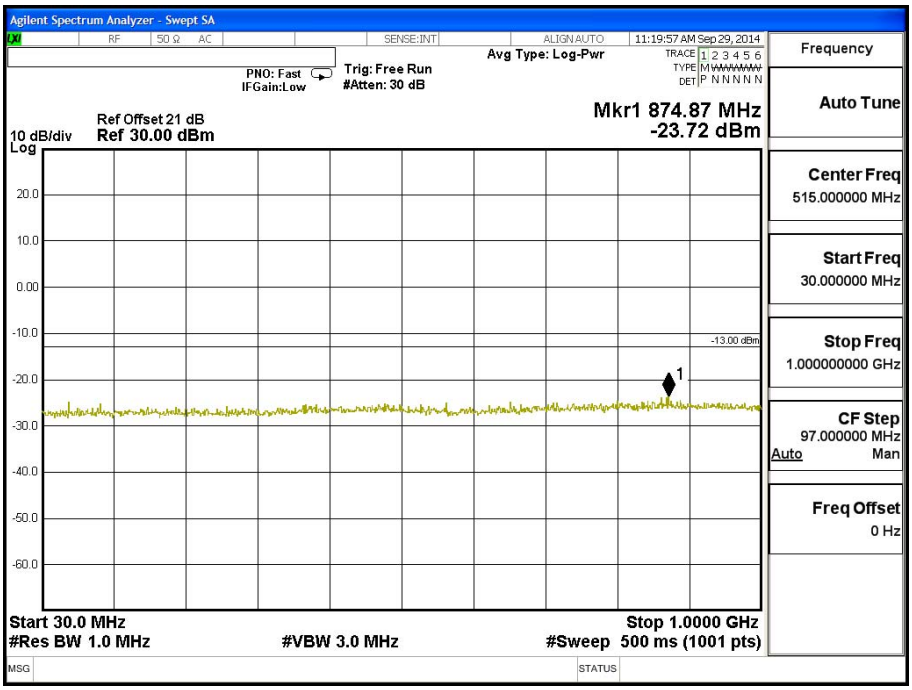

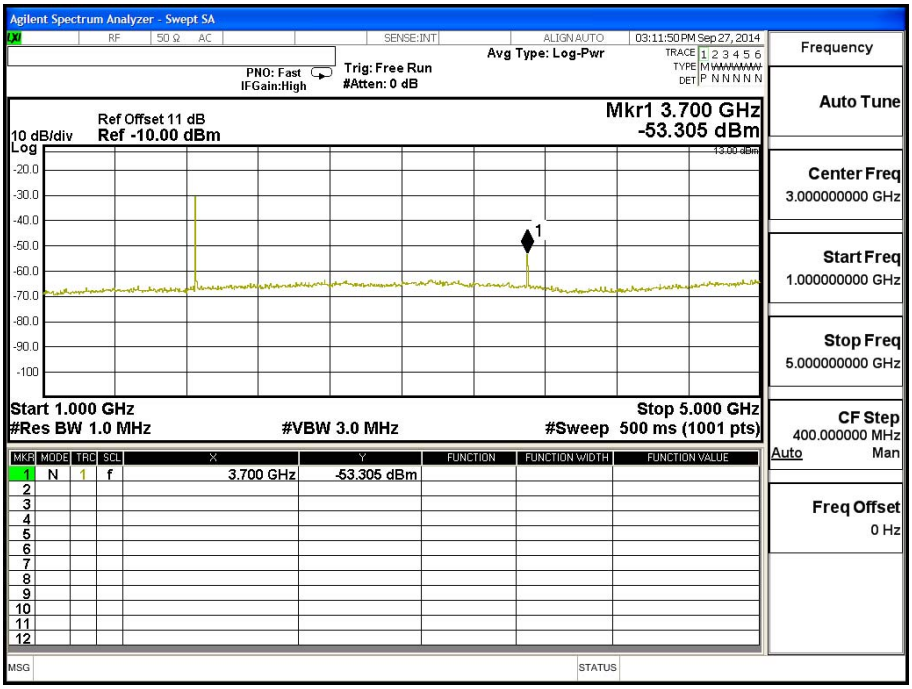
Agilent Spectrum Analyzer - Swept SA
RF 50 Ω AC
SENSE:INT
ALIGN AUTO
03:11:50 PM Sep 27, 2014
Avg Type: Log-Pwr
TRACE 1 2 3 4 5 6
TYPE M
DET P N N N N N
PNO: Fast
IFGain:High
Trig: Free Run
#Atten: 0 dB
Ref Offset 11 dB
10 dB/div
Ref -10.00 dBm
Mkr1 3.700 GHz
-53.305 dBm
Log
-20.0
-30.0
-40.0
-50.0
-60.0
-70.0
-80.0
-90.0
-100
Start 1.000 GHz
#Res BW 1.0 MHz
#VBW 3.0 MHz
Stop 5.000 GHz
#Sweep 500 ms (1001 pts)
MKR MODE TRC SCL X Y FUNCTION FUNCTION WIDTH FUNCTION VALUE
1 N 1 f 3.700 GHz -53.305 dBm
Frequency
Auto Tune
Center Freq
3.000000000 GHz
Start Freq
1.000000000 GHz
Stop Freq
5.000000000 GHz
CF Step
400.000000 MHz
Auto Man
Freq Offset
0 Hz
MSG
STATUS

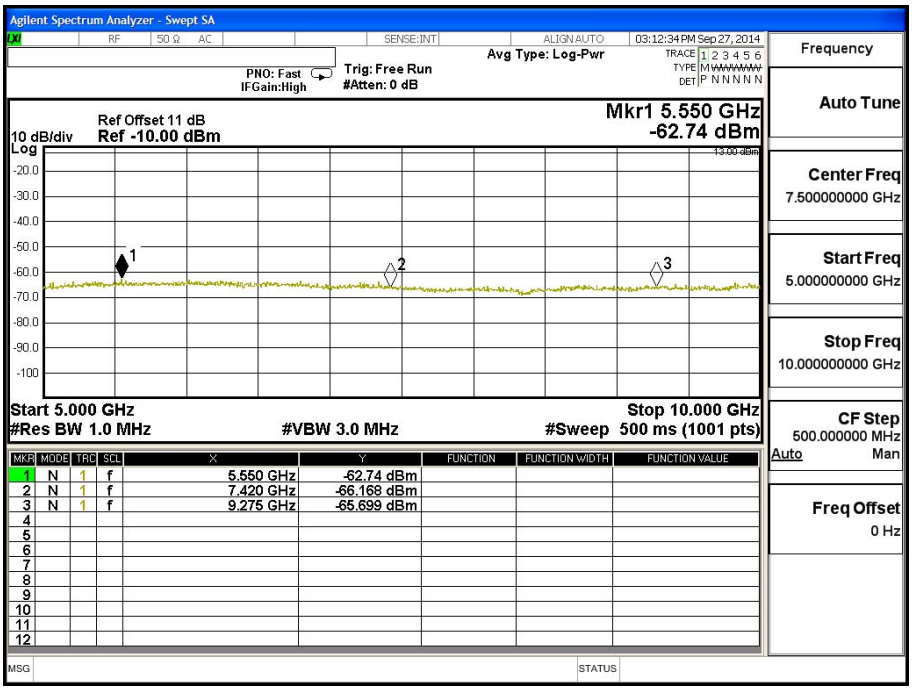
Agilent Spectrum Analyzer - Swept SA
RF 50 Ω AC
SENSE:INT
ALIGN AUTO
03:12:34 PM Sep 27, 2014
Avg Type: Log-Pwr
TRACE 1 2 3 4 5 6
TYPE M
DET P N N N N N
PNO: Fast
IFGain:High
Trig: Free Run
#Atten: 0 dB
Ref Offset 11 dB
10 dB/div
Ref -10.00 dBm
Mkr1 5.550 GHz
-62.74 dBm
Log
-20.0
-30.0
-40.0
-50.0
-60.0
-70.0
-80.0
-90.0
-100
Start 5.000 GHz
#Res BW 1.0 MHz
#VBW 3.0 MHz
Stop 10.000 GHz
#Sweep 500 ms (1001 pts)
MKR MODE TRC SCL X Y FUNCTION FUNCTION WIDTH FUNCTION VALUE
1 N 1 f 5.550 GHz -62.74 dBm
2 N 1 f 7.420 GHz -66.168 dBm
3 N 1 f 9.275 GHz -65.699 dBm
Frequency
Auto Tune
Center Freq
7.500000000 GHz
Start Freq
5.000000000 GHz
Stop Freq
10.000000000 GHz
CF Step
500.000000 MHz
Auto Man
Freq Offset
0 Hz
MSG
STATUS

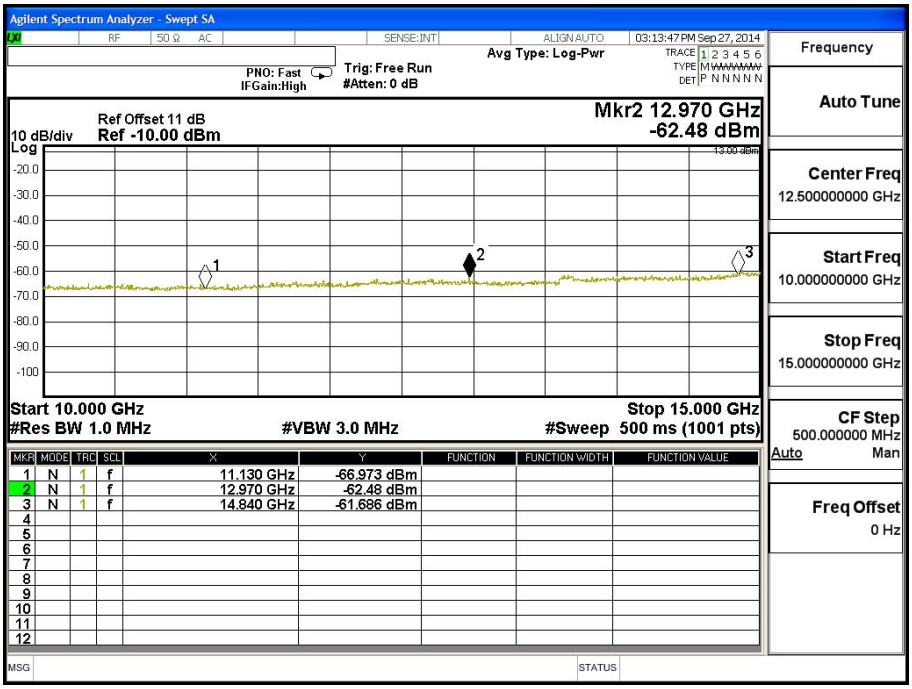
Agilent Spectrum Analyzer - Swept SA
03:13:47 PM Sep 27, 2014
Avg Type: Log-Pwr
PNO: Fast
IFGain:High
Trig: Free Run
#Atten: 0 dB
Ref Offset 11 dB
10 dB/div
Ref -10.00 dBm
Mkr2 12.970 GHz
-62.48 dBm
Start 10.000 GHz
#Res BW 1.0 MHz
#VBW 3.0 MHz
Stop 15.000 GHz
#Sweep 500 ms (1001 pts)
1 N 1 f 11.130 GHz -66.973 dBm
2 N 1 f 12.970 GHz -62.48 dBm
3 N 1 f 14.840 GHz -61.686 dBm
Frequency
Auto Tune
Center Freq
12.500000000 GHz
Start Freq
10.000000000 GHz
Stop Freq
15.000000000 GHz
CF Step
500.000000 MHz
Auto Man
Freq Offset
0 Hz

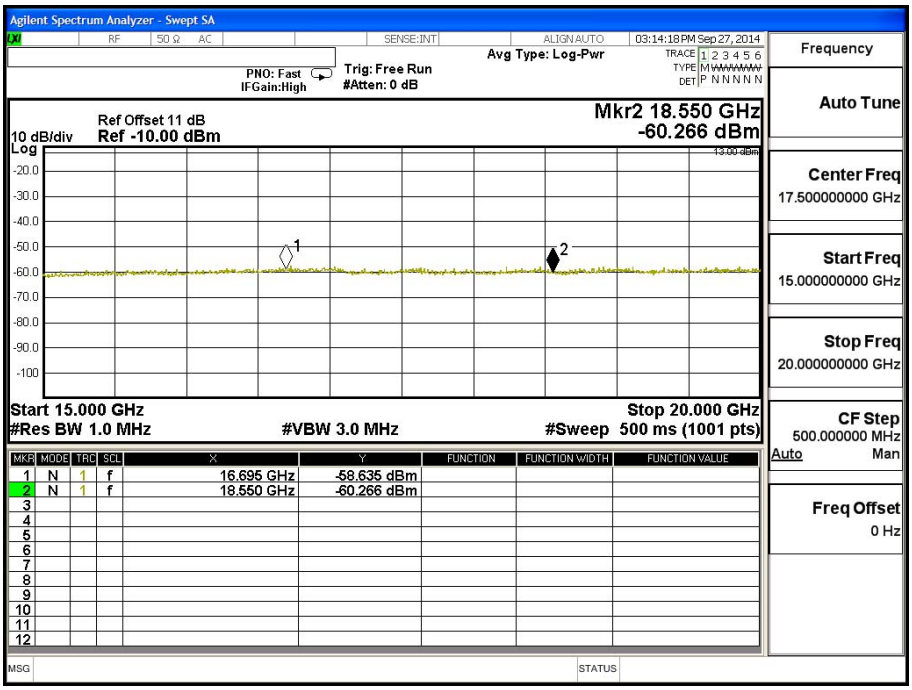
Agilent Spectrum Analyzer - Swept SA
03:14:18 PM Sep 27, 2014
Avg Type: Log-Pwr
PNO: Fast
IFGain:High
Trig: Free Run
#Atten: 0 dB
Ref Offset 11 dB
10 dB/div
Ref -10.00 dBm
Mkr2 18.550 GHz
-60.266 dBm
Start 15.000 GHz
#Res BW 1.0 MHz
#VBW 3.0 MHz
Stop 20.000 GHz
#Sweep 500 ms (1001 pts)
1 N 1 f 16.695 GHz -58.635 dBm
2 N 1 f 18.550 GHz -60.266 dBm
Frequency
Auto Tune
Center Freq
17.500000000 GHz
Start Freq
15.000000000 GHz
Stop Freq
20.000000000 GHz
CF Step
500.000000 MHz
Auto Man
Freq Offset
0 Hz

Product	Intel 7260M2NA		
Test Mode	Spurious Emission (Conducted)		
Date of Test	2014/09/19	Test Site	CTR
Test Condition	LTE-Band 2 (10M)	Test Range	30MHz~20GHz

LTE-Band 2 (10M) 16QAM(1,0) CH19150

Frequency (MHz)	Reading Level (dBm)	Path Loss (dB)	Emission Level (dBm)	Limit (dBm)
3810	-59.800	1.1	-58.700	-13
5700	-63.300	1.23	-62.070	-13
7620	-66.773	1.59	-65.183	-13
9525	-66.194	1.89	-64.304	-13
11430	-66.765	2.07	-64.695	-13
13335	-64.934	2.26	-62.674	-13
15240	-61.230	2.64	-58.590	-13
17145	-60.400	3.5	-56.900	-13
19050	-58.902	3.7	-55.202	-13

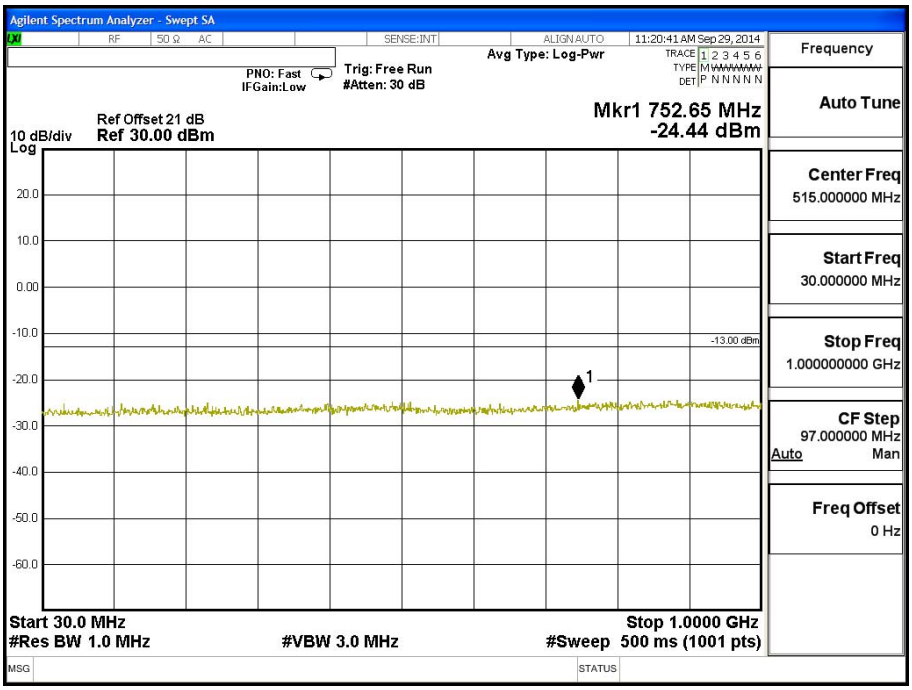

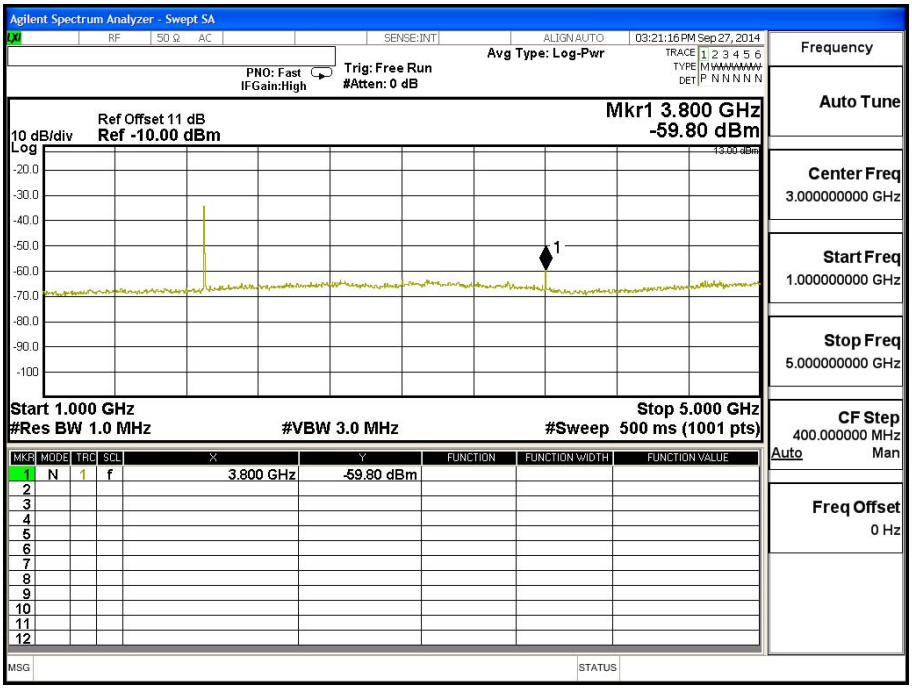
Agilent Spectrum Analyzer - Swept SA
03:21:16 PM Sep 27, 2014
Avg Type: Log-Pwr
PNO: Fast
IFGain:High
Trig: Free Run
#Atten: 0 dB
Ref Offset 11 dB
10 dB/div
Ref -10.00 dBm
Mkr1 3.800 GHz
-59.80 dBm
Start 1.000 GHz
#Res BW 1.0 MHz
#VBW 3.0 MHz
Stop 5.000 GHz
#Sweep 500 ms (1001 pts)
1 N 1 f 3.800 GHz -59.80 dBm
Frequency
Auto Tune
Center Freq
3.000000000 GHz
Start Freq
1.000000000 GHz
Stop Freq
5.000000000 GHz
CF Step
400.000000 MHz
Auto Man
Freq Offset
0 Hz

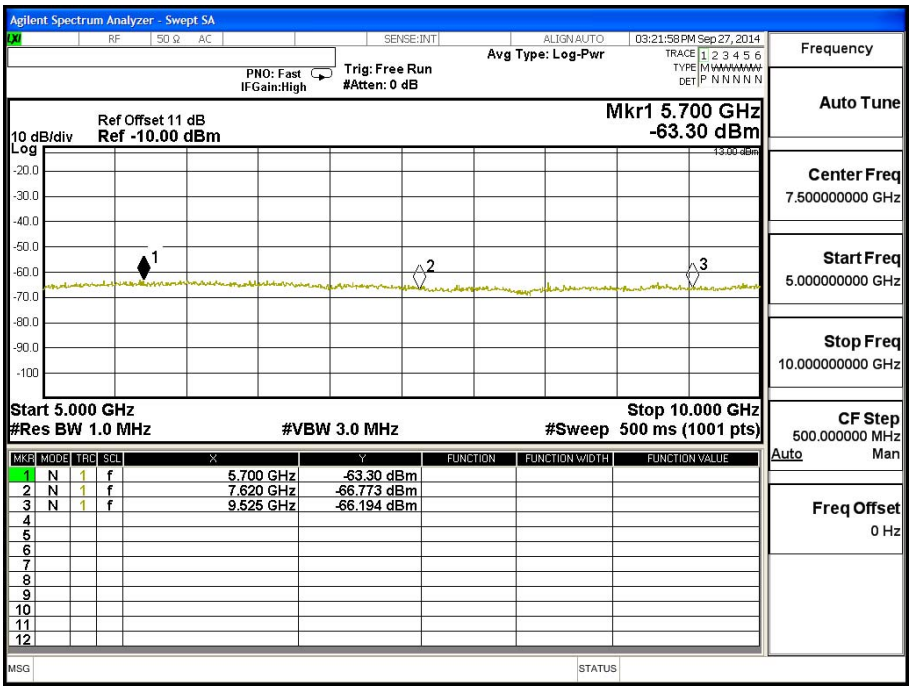
Agilent Spectrum Analyzer - Swept SA
03:21:58 PM Sep 27, 2014
Avg Type: Log-Pwr
PNO: Fast
IFGain:High
Trig: Free Run
#Atten: 0 dB
Ref Offset 11 dB
10 dB/div
Ref -10.00 dBm
Mkr1 5.700 GHz
-63.30 dBm
Start 5.000 GHz
#Res BW 1.0 MHz
#VBW 3.0 MHz
Stop 10.000 GHz
#Sweep 500 ms (1001 pts)
1 N 1 f 5.700 GHz -63.30 dBm
2 N 1 f 7.620 GHz -66.773 dBm
3 N 1 f 9.525 GHz -66.194 dBm
Frequency
Auto Tune
Center Freq
7.500000000 GHz
Start Freq
5.000000000 GHz
Stop Freq
10.000000000 GHz
CF Step
500.000000 MHz
Auto Man
Freq Offset
0 Hz

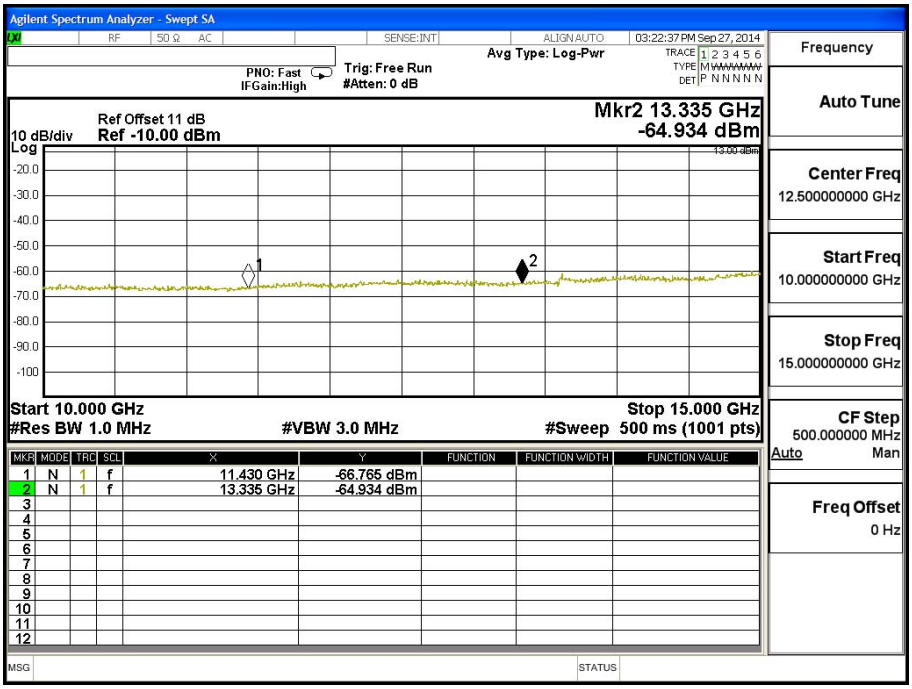
Agilent Spectrum Analyzer - Swept SA
03:22:37 PM Sep 27, 2014
Avg Type: Log-Pwr
PNO: Fast
IFGain:High
Trig: Free Run
#Atten: 0 dB
Ref Offset 11 dB
10 dB/div
Ref -10.00 dBm
Mkr2 13.335 GHz
-64.934 dBm
Start 10.000 GHz
#Res BW 1.0 MHz
#VBW 3.0 MHz
Stop 15.000 GHz
#Sweep 500 ms (1001 pts)
1 N 1 f 11.430 GHz -66.765 dBm
2 N 1 f 13.335 GHz -64.934 dBm
Frequency
Auto Tune
Center Freq
12.500000000 GHz
Start Freq
10.000000000 GHz
Stop Freq
15.000000000 GHz
CF Step
500.000000 MHz
Auto Man
Freq Offset
0 Hz

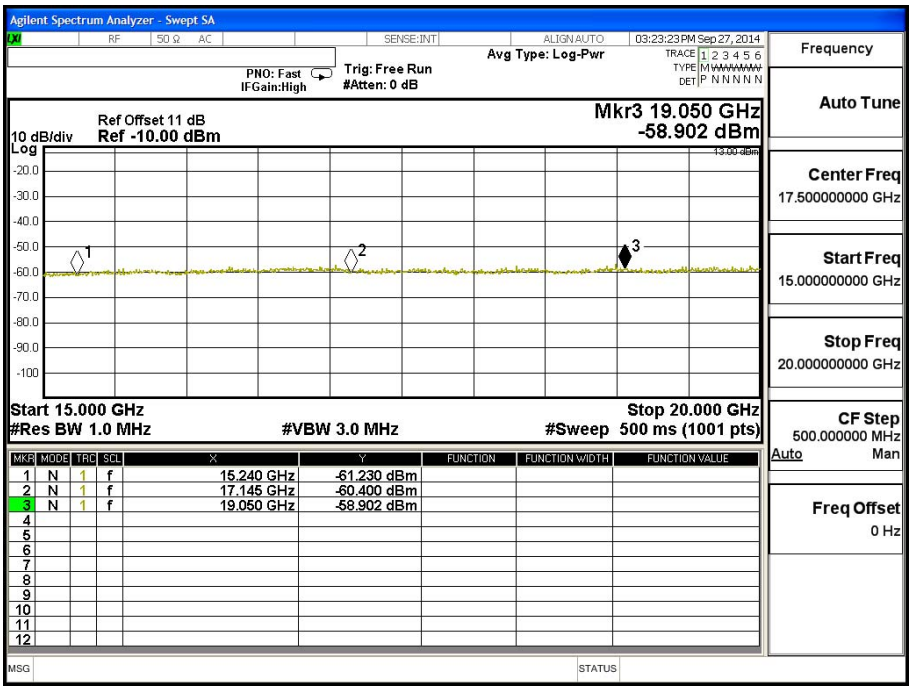
Agilent Spectrum Analyzer - Swept SA
03:23:23 PM Sep 27, 2014
Avg Type: Log-Pwr
PNO: Fast
IFGain:High
Trig: Free Run
#Atten: 0 dB
Ref Offset 11 dB
10 dB/div
Ref -10.00 dBm
Mkr3 19.050 GHz
-58.902 dBm
Start 15.000 GHz
#Res BW 1.0 MHz
#VBW 3.0 MHz
Stop 20.000 GHz
#Sweep 500 ms (1001 pts)
1 N 1 f 15.240 GHz -61.230 dBm
2 N 1 f 17.145 GHz -60.400 dBm
3 N 1 f 19.050 GHz -58.902 dBm
Frequency
Auto Tune
Center Freq
17.500000000 GHz
Start Freq
15.000000000 GHz
Stop Freq
20.000000000 GHz
CF Step
500.000000 MHz
Auto Man
Freq Offset
0 Hz

Product	Intel 7260M2NA		
Test Mode	Spurious Emission (Conducted)		
Date of Test	2014/09/19	Test Site	CTR
Test Condition	LTE-Band 2 (15M)	Test Range	30MHz~20GHz

LTE-Band 2 (15M) QPSK(1,0) CH18675

Frequency (MHz)	Reading Level (dBm)	Path Loss (dB)	Emission Level (dBm)	Limit (dBm)
3700	-53.560	1.1	-52.460	-13
5550	-60.920	1.23	-59.690	-13
7430	-65.455	1.59	-63.865	-13
9287.5	-65.618	1.89	-63.728	-13
11145	-66.533	2.07	-64.463	-13
13002.5	-65.484	2.26	-63.224	-13
14860	-61.710	2.64	-59.070	-13
16717.5	-58.620	3.5	-55.120	-13
18575	-59.554	3.7	-55.854	-13

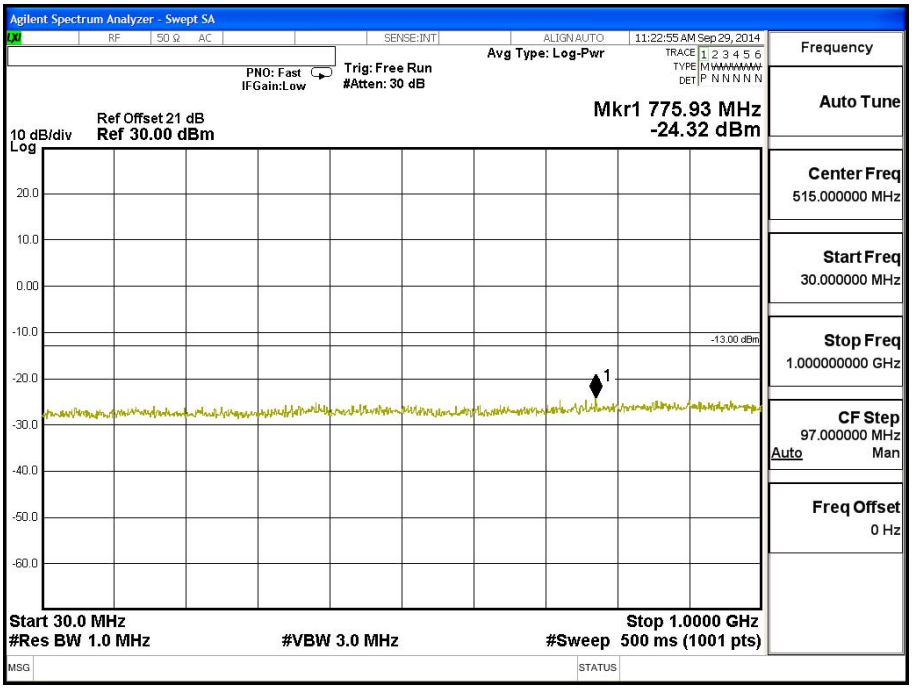

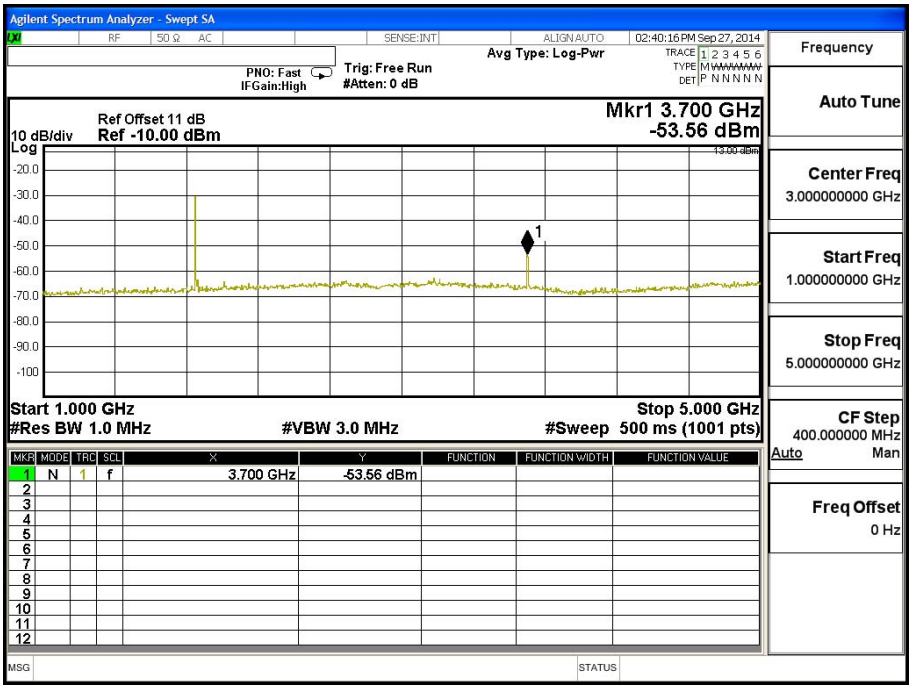
Agilent Spectrum Analyzer - Swept SA
02:40:16 PM Sep 27, 2014
Avg Type: Log-Pwr
PNO: Fast
IFGain:High
Trig: Free Run
#Atten: 0 dB
Ref Offset 11 dB
10 dB/div
Ref -10.00 dBm
Mkr1 3.700 GHz
-53.56 dBm
Start 1.000 GHz
#Res BW 1.0 MHz
#VBW 3.0 MHz
Stop 5.000 GHz
#Sweep 500 ms (1001 pts)
1 N 1 f 3.700 GHz -53.56 dBm
Frequency
Auto Tune
Center Freq
3.000000000 GHz
Start Freq
1.000000000 GHz
Stop Freq
5.000000000 GHz
CF Step
400.000000 MHz
Auto Man
Freq Offset
0 Hz

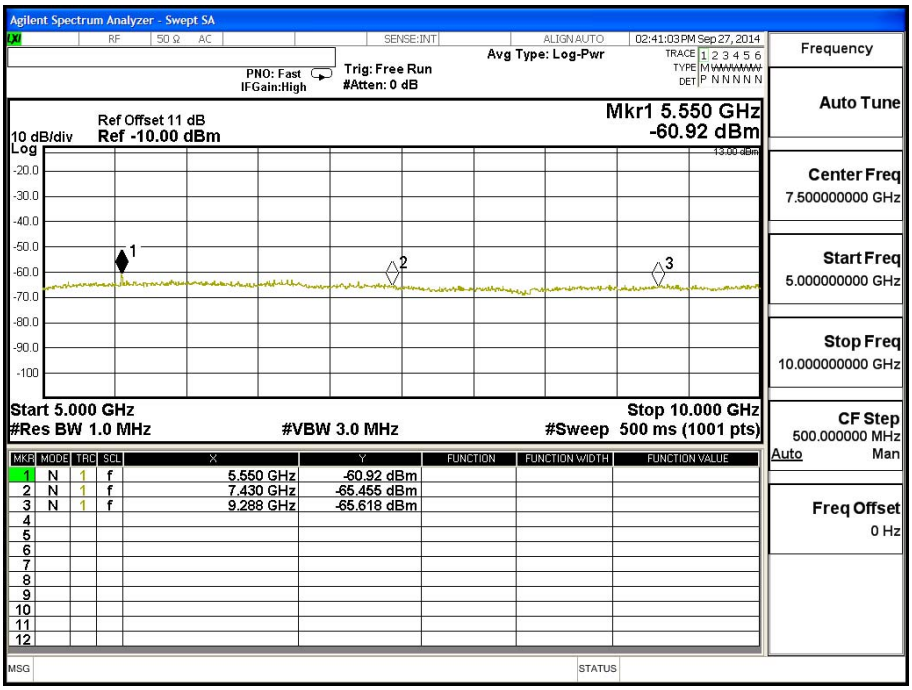
Agilent Spectrum Analyzer - Swept SA
02:41:03 PM Sep 27, 2014
Avg Type: Log-Pwr
PNO: Fast
IFGain:High
Trig: Free Run
#Atten: 0 dB
Ref Offset 11 dB
10 dB/div
Ref -10.00 dBm
Mkr1 5.550 GHz
-60.92 dBm
Start 5.000 GHz
#Res BW 1.0 MHz
#VBW 3.0 MHz
Stop 10.000 GHz
#Sweep 500 ms (1001 pts)
1 N 1 f 5.550 GHz -60.92 dBm
2 N 1 f 7.430 GHz -65.455 dBm
3 N 1 f 9.288 GHz -65.618 dBm
Frequency
Auto Tune
Center Freq
7.500000000 GHz
Start Freq
5.000000000 GHz
Stop Freq
10.000000000 GHz
CF Step
500.000000 MHz
Auto Man
Freq Offset
0 Hz

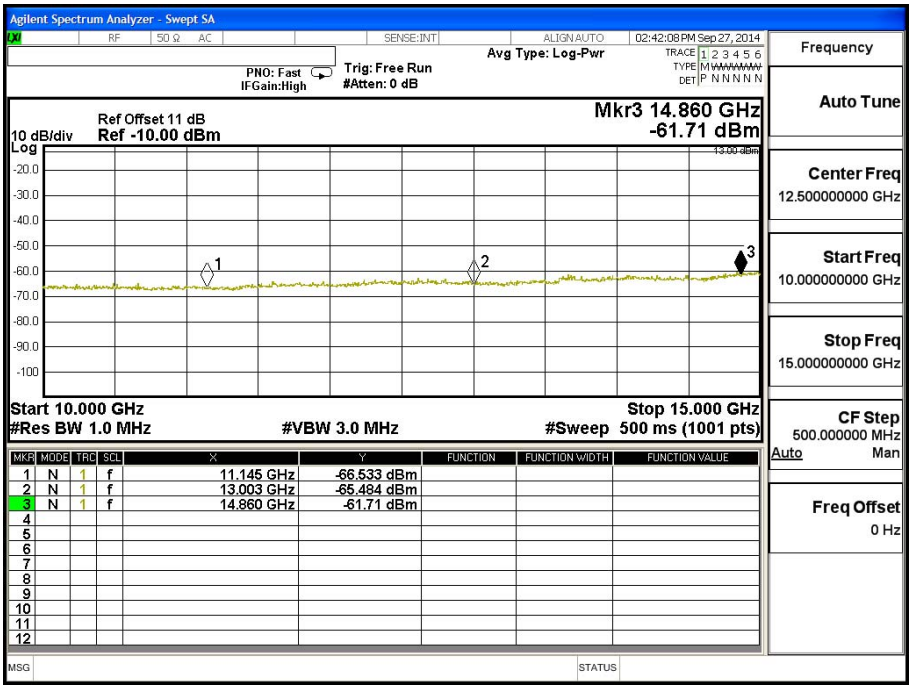
Agilent Spectrum Analyzer - Swept SA
02:42:08 PM Sep 27, 2014
Avg Type: Log-Pwr
PNO: Fast
IFGain:High
Trig: Free Run
#Atten: 0 dB
Ref Offset 11 dB
10 dB/div
Ref -10.00 dBm
Mkr3 14.860 GHz
-61.71 dBm
Start 10.000 GHz
#Res BW 1.0 MHz
#VBW 3.0 MHz
Stop 15.000 GHz
#Sweep 500 ms (1001 pts)
1 N 1 f 11.145 GHz -66.533 dBm
2 N 1 f 13.003 GHz -65.484 dBm
3 N 1 f 14.860 GHz -61.71 dBm
Frequency
Auto Tune
Center Freq
12.500000000 GHz
Start Freq
10.000000000 GHz
Stop Freq
15.000000000 GHz
CF Step
500.000000 MHz
Auto Man
Freq Offset
0 Hz

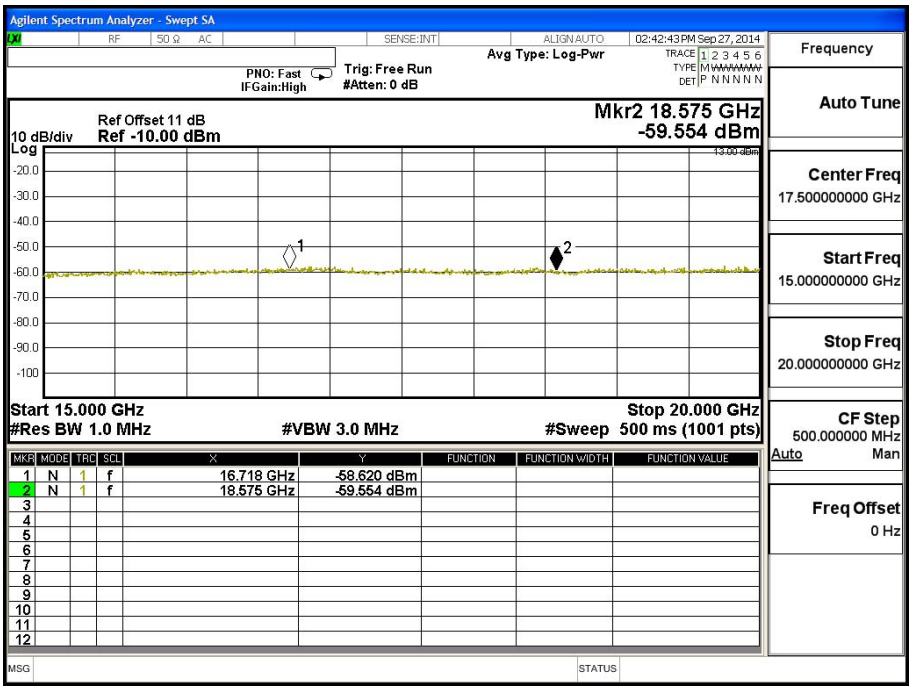
Agilent Spectrum Analyzer - Swept SA
02:42:43 PM Sep 27, 2014
Avg Type: Log-Pwr
PNO: Fast
IFGain:High
Trig: Free Run
#Atten: 0 dB
Ref Offset 11 dB
10 dB/div
Ref -10.00 dBm
Mkr2 18.575 GHz
-59.554 dBm
Start 15.000 GHz
#Res BW 1.0 MHz
#VBW 3.0 MHz
Stop 20.000 GHz
#Sweep 500 ms (1001 pts)
1 N 1 f 16.718 GHz -58.620 dBm
2 N 1 f 18.575 GHz -59.554 dBm
Frequency
Auto Tune
Center Freq
17.500000000 GHz
Start Freq
15.000000000 GHz
Stop Freq
20.000000000 GHz
CF Step
500.000000 MHz
Auto Man
Freq Offset
0 Hz

Product	Intel 7260M2NA		
Test Mode	Spurious Emission (Conducted)		
Date of Test	2014/09/19	Test Site	CTR
Test Condition	LTE-Band 2 (15M)	Test Range	30MHz~20GHz

LTE-Band 2 (15M) 16QAM(1,0) CH18900

Frequency (MHz)	Reading Level (dBm)	Path Loss (dB)	Emission Level (dBm)	Limit (dBm)
3748	-54.930	1.1	-53.830	-13
5640	-65.140	1.23	-63.910	-13
7520	-66.125	1.59	-64.535	-13
9400	-65.593	1.89	-63.703	-13
11280	-67.206	2.07	-65.136	-13
13160	-64.183	2.26	-61.923	-13
15040	-61.406	2.64	-58.766	-13
16920	-59.233	3.5	-55.733	-13
18800	-60.325	3.7	-56.625	-13

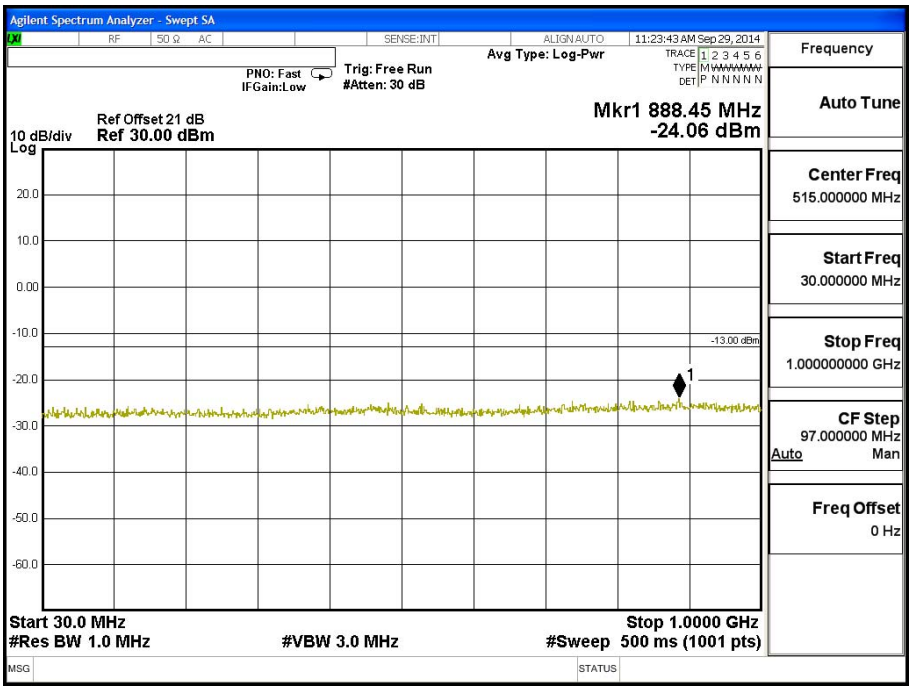

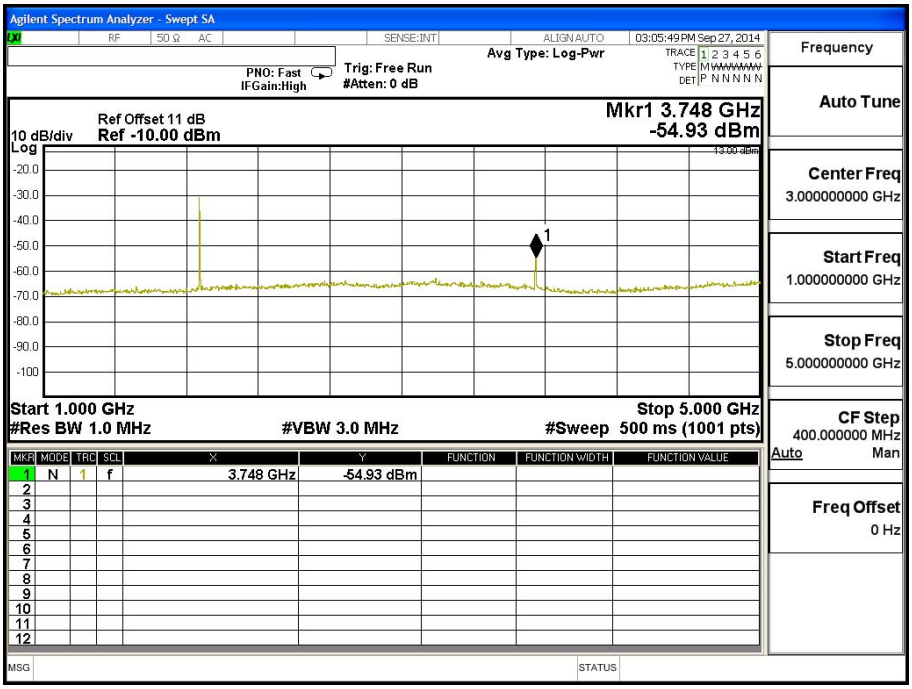
Agilent Spectrum Analyzer - Swept SA
RF 50 Ω AC
SENSE:INT
ALIGN AUTO
03:05:49 PM Sep 27, 2014
Avg Type: Log-Pwr
PNO: Fast
IFGain:High
Trig: Free Run
#Atten: 0 dB
Ref Offset 11 dB
10 dB/div
Ref -10.00 dBm
Mkr1 3.748 GHz
-54.93 dBm
Start 1.000 GHz
#Res BW 1.0 MHz
#VBW 3.0 MHz
Stop 5.000 GHz
#Sweep 500 ms (1001 pts)
1 N 1 f 3.748 GHz -54.93 dBm
Frequency
Auto Tune
Center Freq
3.000000000 GHz
Start Freq
1.000000000 GHz
Stop Freq
5.000000000 GHz
CF Step
400.000000 MHz
Auto Man
Freq Offset
0 Hz

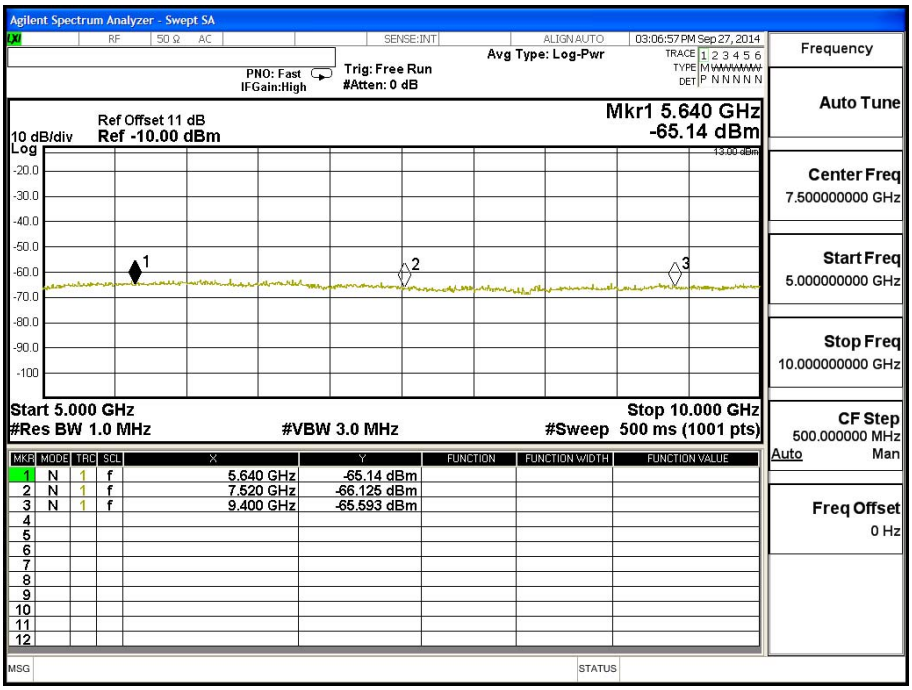
Agilent Spectrum Analyzer - Swept SA
RF 50 Ω AC
SENSE:INT
ALIGN AUTO
03:06:57 PM Sep 27, 2014
Avg Type: Log-Pwr
PNO: Fast
IFGain:High
Trig: Free Run
#Atten: 0 dB
Ref Offset 11 dB
10 dB/div
Ref -10.00 dBm
Mkr1 5.640 GHz
-65.14 dBm
Start 5.000 GHz
#Res BW 1.0 MHz
#VBW 3.0 MHz
Stop 10.000 GHz
#Sweep 500 ms (1001 pts)
1 N 1 f 5.640 GHz -65.14 dBm
2 N 1 f 7.520 GHz -66.125 dBm
3 N 1 f 9.400 GHz -65.593 dBm
Frequency
Auto Tune
Center Freq
7.500000000 GHz
Start Freq
5.000000000 GHz
Stop Freq
10.000000000 GHz
CF Step
500.000000 MHz
Auto Man
Freq Offset
0 Hz

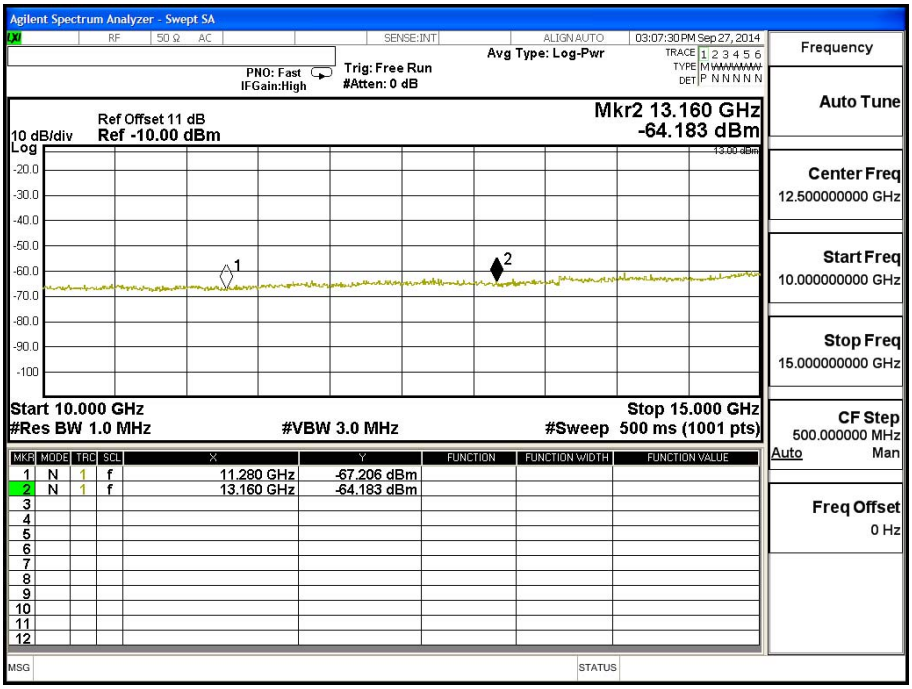
Agilent Spectrum Analyzer - Swept SA
03:07:30 PM Sep 27, 2014
Avg Type: Log-Pwr
Trig: Free Run
#Atten: 0 dB
PNO: Fast
IFGain:High
Ref Offset 11 dB
10 dB/div
Ref -10.00 dBm
Mkr2 13.160 GHz
-64.183 dBm
Start 10.000 GHz
#Res BW 1.0 MHz
#VBW 3.0 MHz
Stop 15.000 GHz
#Sweep 500 ms (1001 pts)
1 N 1 f 11.280 GHz -67.206 dBm
2 N 1 f 13.160 GHz -64.183 dBm
Frequency
Auto Tune
Center Freq
12.500000000 GHz
Start Freq
10.000000000 GHz
Stop Freq
15.000000000 GHz
CF Step
500.000000 MHz
Auto Man
Freq Offset
0 Hz

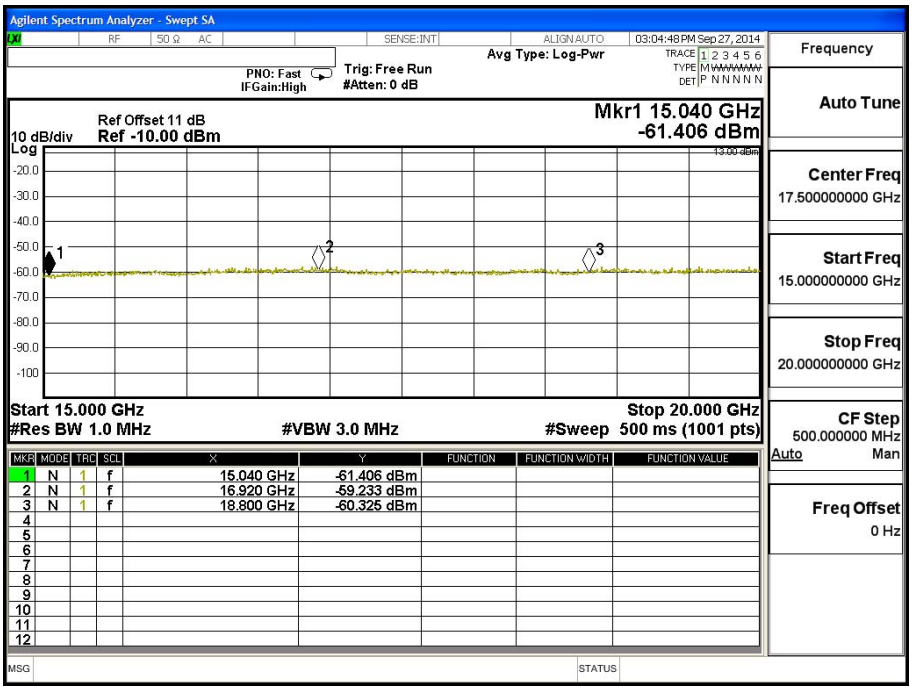
Agilent Spectrum Analyzer - Swept SA
03:04:48 PM Sep 27, 2014
Avg Type: Log-Pwr
Trig: Free Run
#Atten: 0 dB
PNO: Fast
IFGain:High
Ref Offset 11 dB
10 dB/div
Ref -10.00 dBm
Mkr1 15.040 GHz
-61.406 dBm
Start 15.000 GHz
#Res BW 1.0 MHz
#VBW 3.0 MHz
Stop 20.000 GHz
#Sweep 500 ms (1001 pts)
1 N 1 f 15.040 GHz -61.406 dBm
2 N 1 f 16.920 GHz -59.233 dBm
3 N 1 f 18.800 GHz -60.325 dBm
Frequency
Auto Tune
Center Freq
17.500000000 GHz
Start Freq
15.000000000 GHz
Stop Freq
20.000000000 GHz
CF Step
500.000000 MHz
Auto Man
Freq Offset
0 Hz

Product	Intel 7260M2NA		
Test Mode	Spurious Emission (Conducted)		
Date of Test	2014/09/19	Test Site	CTR
Test Condition	LTE-Band 2 (20M)	Test Range	30MHz~20GHz

LTE-Band 2 (20M) QPSK(1,0) CH18900
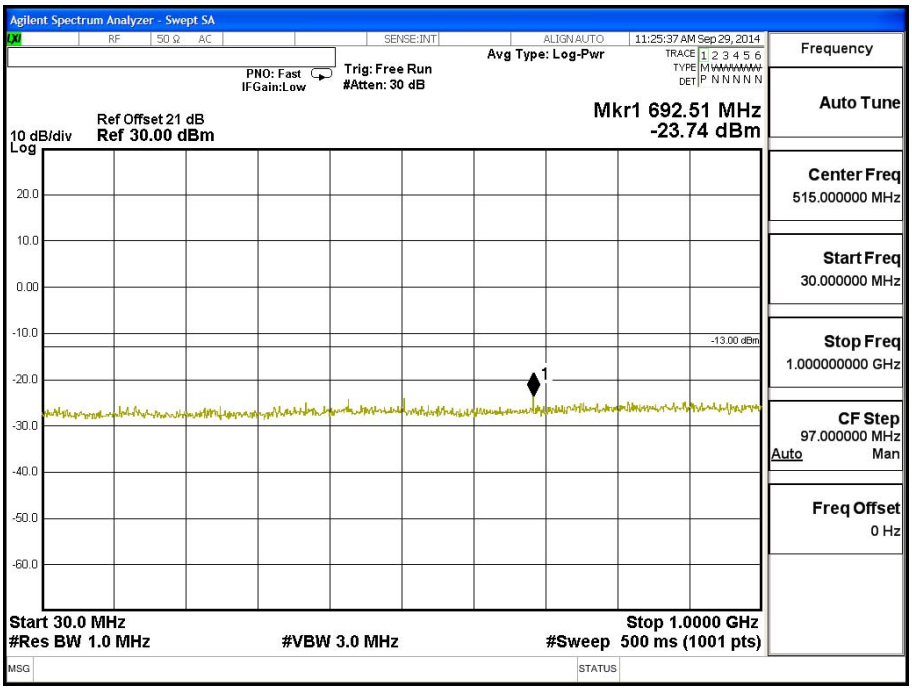
Frequency (MHz)	Reading Level (dBm)	Path Loss (dB)	Emission Level (dBm)	Limit (dBm)
3744	-53.390	1.1	-52.290	-13
5615	-61.485	1.23	-60.255	-13
7520	-65.825	1.59	-64.235	-13
9400	-66.064	1.89	-64.174	-13
11280	-66.753	2.07	-64.683	-13
13160	-65.648	2.26	-63.388	-13
15040	-60.144	2.64	-57.504	-13
16920	-59.353	3.5	-55.853	-13
18800	-59.880	3.7	-56.180	-13