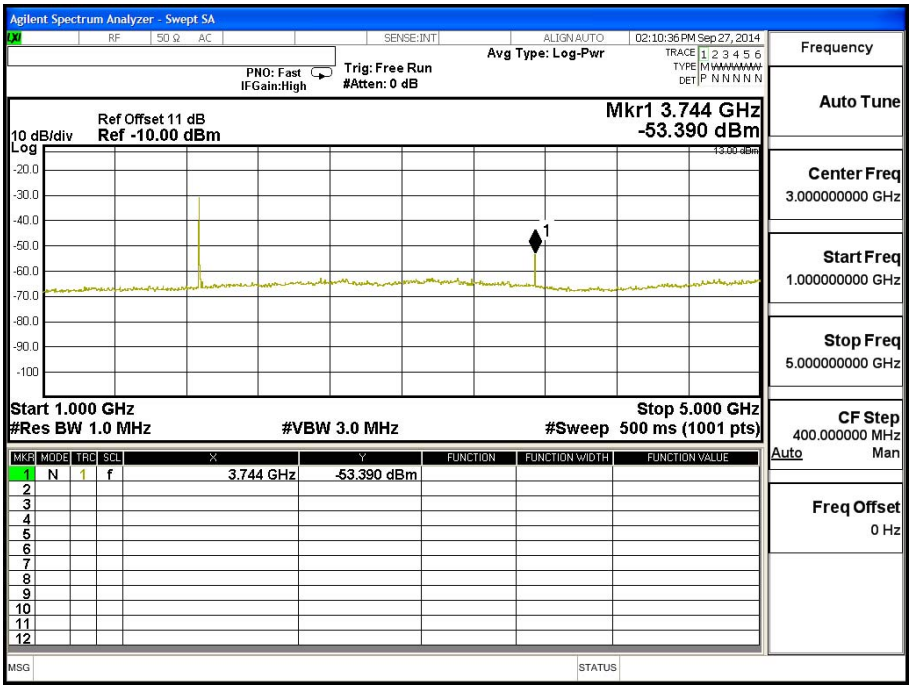
Agilent Spectrum Analyzer - Swept SA
02:10:36 PM Sep 27, 2014
Avg Type: Log-Pwr
PNO: Fast
IFGain:High
Trig: Free Run
#Atten: 0 dB
Ref Offset 11 dB
10 dB/div
Ref -10.00 dBm
Mkr1 3.744 GHz
-53.390 dBm
Start 1.000 GHz
#Res BW 1.0 MHz
#VBW 3.0 MHz
Stop 5.000 GHz
#Sweep 500 ms (1001 pts)
1 N 1 f 3.744 GHz -53.390 dBm
Frequency
Auto Tune
Center Freq
3.000000000 GHz
Start Freq
1.000000000 GHz
Stop Freq
5.000000000 GHz
CF Step
400.000000 MHz
Auto Man
Freq Offset
0 Hz

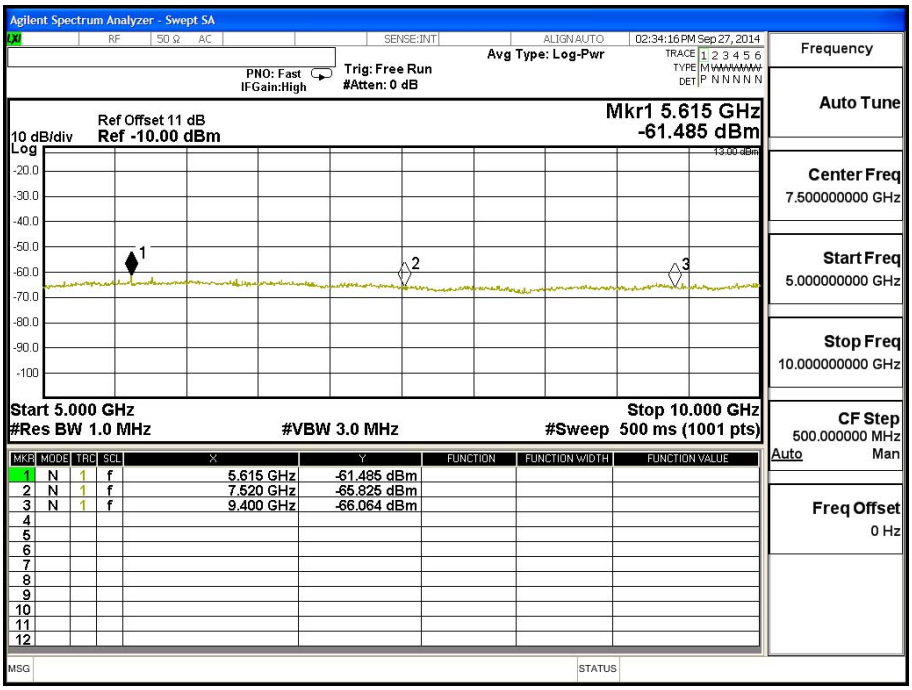
Agilent Spectrum Analyzer - Swept SA
02:34:16 PM Sep 27, 2014
Avg Type: Log-Pwr
PNO: Fast
IFGain:High
Trig: Free Run
#Atten: 0 dB
Ref Offset 11 dB
10 dB/div
Ref -10.00 dBm
Mkr1 5.615 GHz
-61.485 dBm
Start 5.000 GHz
#Res BW 1.0 MHz
#VBW 3.0 MHz
Stop 10.000 GHz
#Sweep 500 ms (1001 pts)
1 N 1 f 5.615 GHz -61.485 dBm
2 N 1 f 7.520 GHz -65.825 dBm
3 N 1 f 9.400 GHz -66.064 dBm
Frequency
Auto Tune
Center Freq
7.500000000 GHz
Start Freq
5.000000000 GHz
Stop Freq
10.000000000 GHz
CF Step
500.000000 MHz
Auto Man
Freq Offset
0 Hz

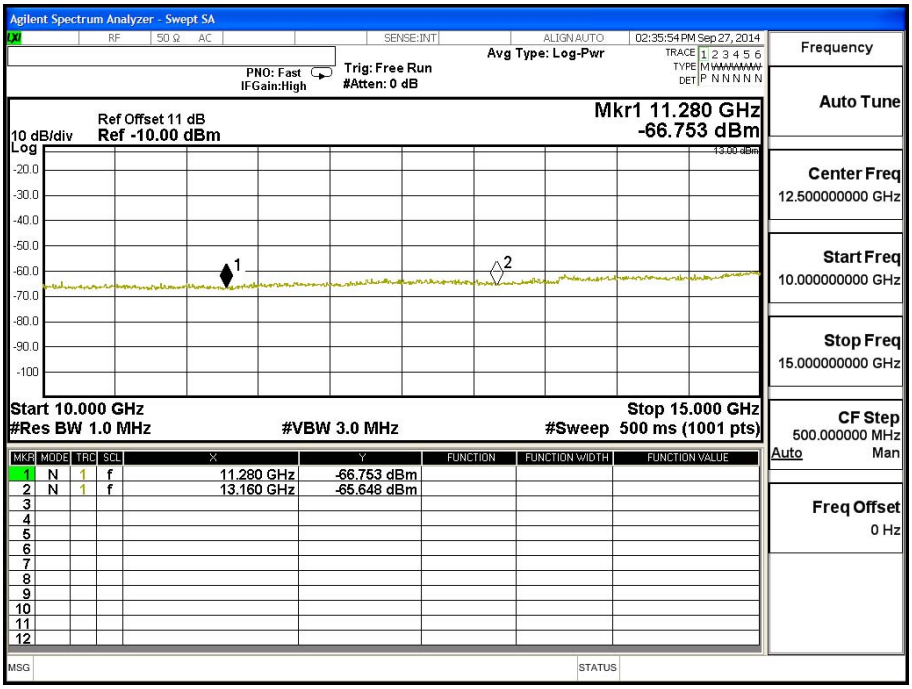
Agilent Spectrum Analyzer - Swept SA
02:35:54 PM Sep 27, 2014
Avg Type: Log-Pwr
PNO: Fast
IFGain:High
Trig: Free Run
#Atten: 0 dB
Ref Offset 11 dB
10 dB/div
Ref -10.00 dBm
Mkr1 11.280 GHz
-66.753 dBm
Start 10.000 GHz
#Res BW 1.0 MHz
#VBW 3.0 MHz
Stop 15.000 GHz
#Sweep 500 ms (1001 pts)
1 N 1 f 11.280 GHz -66.753 dBm
2 N 1 f 13.160 GHz -65.648 dBm
Frequency
Auto Tune
Center Freq
12.500000000 GHz
Start Freq
10.000000000 GHz
Stop Freq
15.000000000 GHz
CF Step
500.000000 MHz
Auto Man
Freq Offset
0 Hz

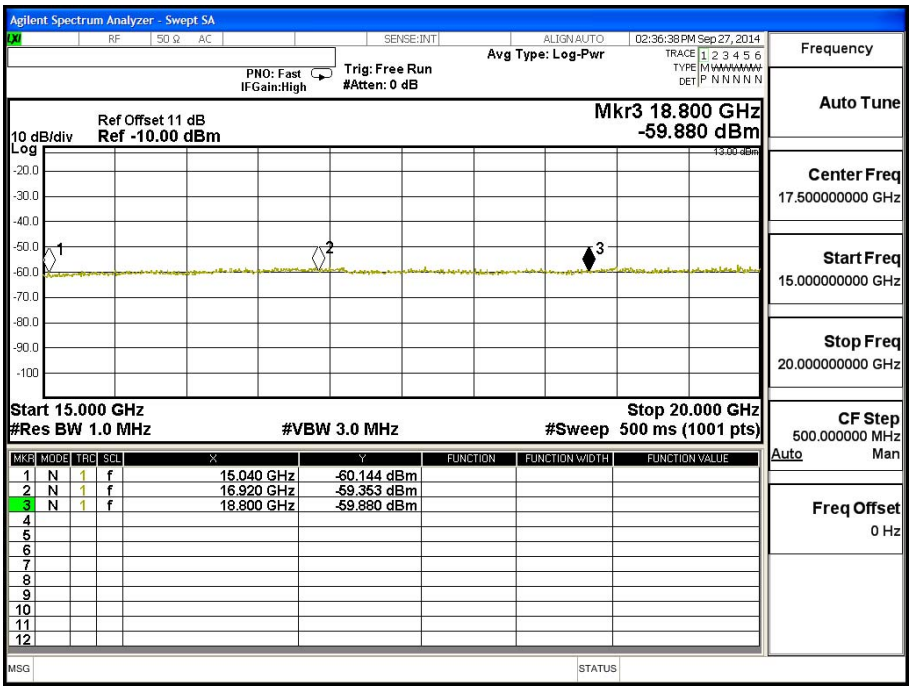
Agilent Spectrum Analyzer - Swept SA
02:36:38 PM Sep 27, 2014
Avg Type: Log-Pwr
PNO: Fast
IFGain:High
Trig: Free Run
#Atten: 0 dB
Ref Offset 11 dB
10 dB/div
Ref -10.00 dBm
Mkr3 18.800 GHz
-59.880 dBm
Start 15.000 GHz
#Res BW 1.0 MHz
#VBW 3.0 MHz
Stop 20.000 GHz
#Sweep 500 ms (1001 pts)
1 N 1 f 15.040 GHz -60.144 dBm
2 N 1 f 16.920 GHz -59.353 dBm
3 N 1 f 18.800 GHz -59.880 dBm
Frequency
Auto Tune
Center Freq
17.500000000 GHz
Start Freq
15.000000000 GHz
Stop Freq
20.000000000 GHz
CF Step
500.000000 MHz
Auto Man
Freq Offset
0 Hz

Product	Intel 7260M2NA		
Test Mode	Spurious Emission (Conducted)		
Date of Test	2014/09/19	Test Site	CTR
Test Condition	LTE-Band 2 (20M)	Test Range	30MHz~20GHz

LTE- Band 2 (20M) 16QAM(1,0) CH18900

Frequency (MHz)	Reading Level (dBm)	Path Loss (dB)	Emission Level (dBm)	Limit (dBm)
3744	-54.230	1.1	-53.130	-13
5640	-65.019	1.23	-63.789	-13
7520	-66.470	1.59	-64.880	-13
9400	-65.718	1.89	-63.828	-13
11280	-67.960	2.07	-65.890	-13
13160	-64.334	2.26	-62.074	-13
15065	-60.073	2.64	-57.433	-13
16920	-58.387	3.5	-54.887	-13
18800	-59.420	3.7	-55.720	-13

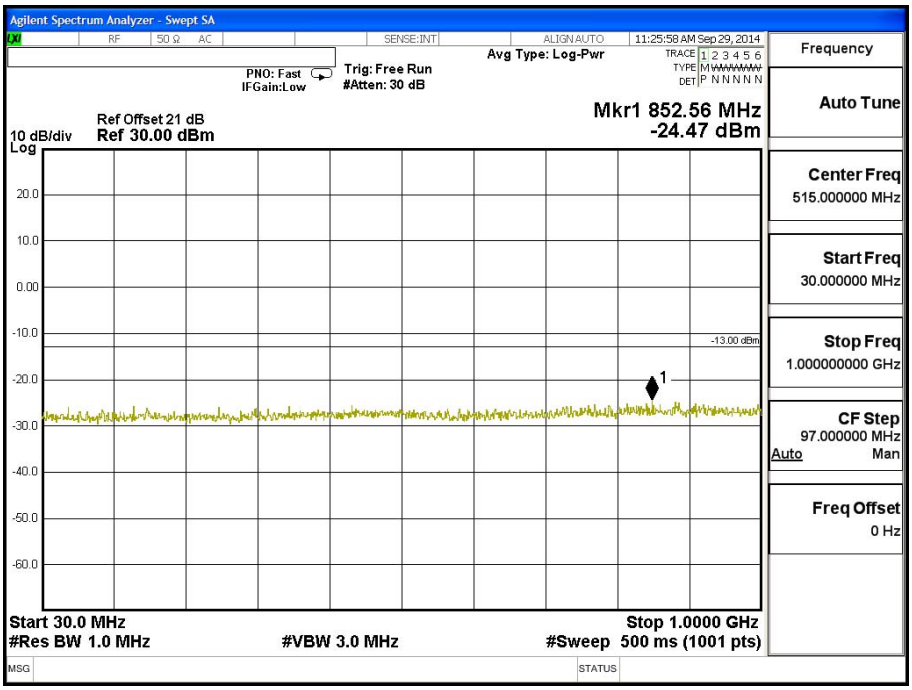

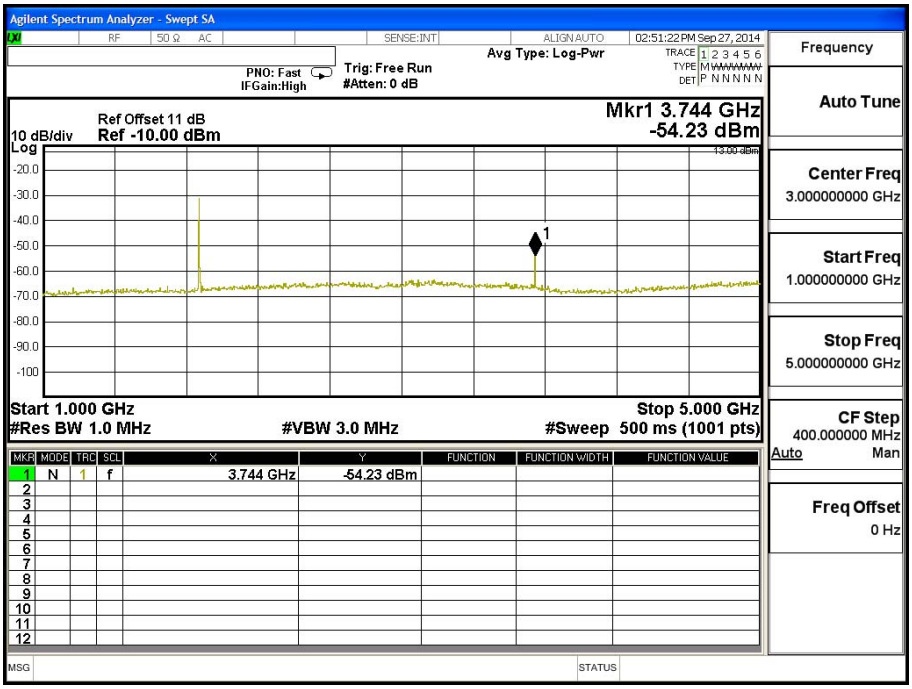
Agilent Spectrum Analyzer - Swept SA
02:51:22 PM Sep 27, 2014
Avg Type: Log-Pwr
PNO: Fast
IFGain:High
Trig: Free Run
#Atten: 0 dB
Ref Offset 11 dB
10 dB/div
Ref -10.00 dBm
Mkr1 3.744 GHz
-54.23 dBm
Start 1.000 GHz
#Res BW 1.0 MHz
#VBW 3.0 MHz
Stop 5.000 GHz
#Sweep 500 ms (1001 pts)
1 N 1 f 3.744 GHz -54.23 dBm
Frequency
Auto Tune
Center Freq
3.000000000 GHz
Start Freq
1.000000000 GHz
Stop Freq
5.000000000 GHz
CF Step
400.000000 MHz
Auto Man
Freq Offset
0 Hz

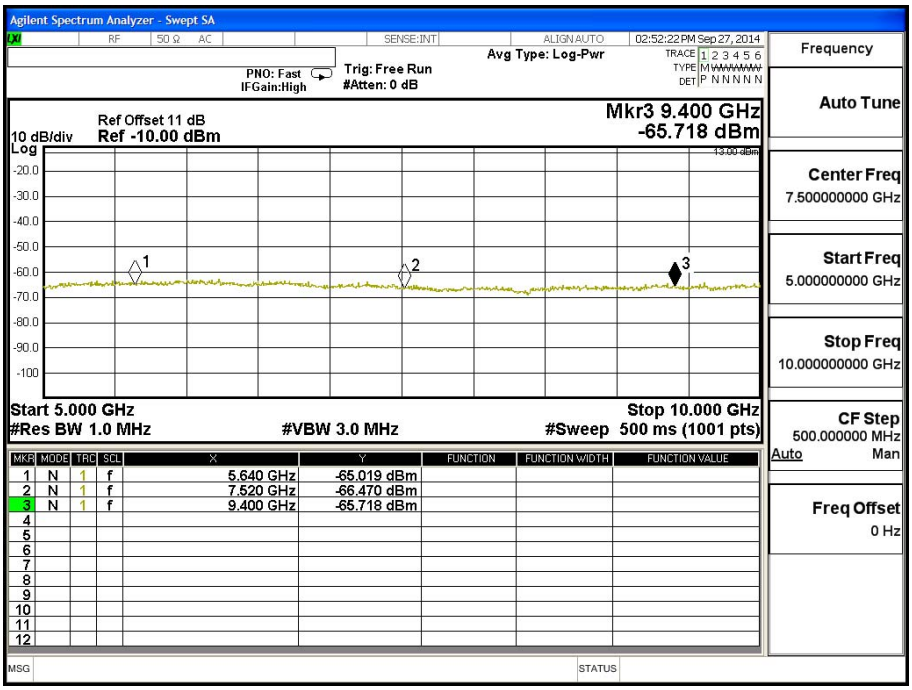
Agilent Spectrum Analyzer - Swept SA
02:52:22 PM Sep 27, 2014
Avg Type: Log-Pwr
PNO: Fast
IFGain:High
Trig: Free Run
#Atten: 0 dB
Ref Offset 11 dB
10 dB/div
Ref -10.00 dBm
Mkr3 9.400 GHz
-65.718 dBm
Start 5.000 GHz
#Res BW 1.0 MHz
#VBW 3.0 MHz
Stop 10.000 GHz
#Sweep 500 ms (1001 pts)
1 N 1 f 5.640 GHz -65.019 dBm
2 N 1 f 7.520 GHz -66.470 dBm
3 N 1 f 9.400 GHz -65.718 dBm
Frequency
Auto Tune
Center Freq
7.500000000 GHz
Start Freq
5.000000000 GHz
Stop Freq
10.000000000 GHz
CF Step
500.000000 MHz
Auto Man
Freq Offset
0 Hz

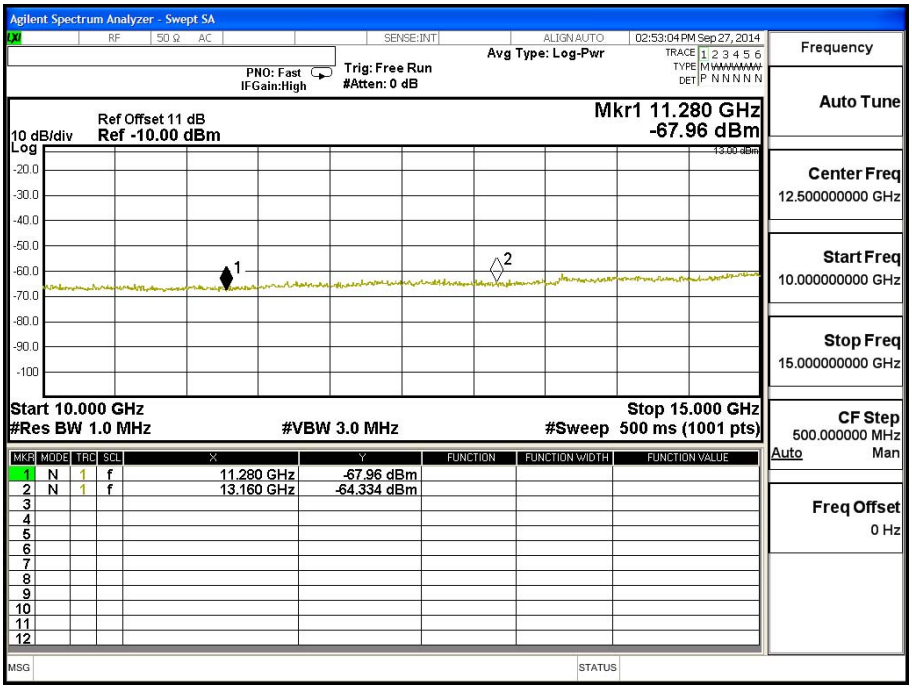
Agilent Spectrum Analyzer - Swept SA
02:53:04 PM Sep 27, 2014
Avg Type: Log-Pwr
PNO: Fast
IFGain:High
Trig: Free Run
#Atten: 0 dB
Ref Offset 11 dB
10 dB/div
Ref -10.00 dBm
Mkr1 11.280 GHz
-67.96 dBm
Start 10.000 GHz
#Res BW 1.0 MHz
#VBW 3.0 MHz
Stop 15.000 GHz
#Sweep 500 ms (1001 pts)
1 N 1 f 11.280 GHz -67.96 dBm
2 N 1 f 13.160 GHz -64.334 dBm
Frequency
Auto Tune
Center Freq
12.500000000 GHz
Start Freq
10.000000000 GHz
Stop Freq
15.000000000 GHz
CF Step
500.000000 MHz
Auto Man
Freq Offset
0 Hz

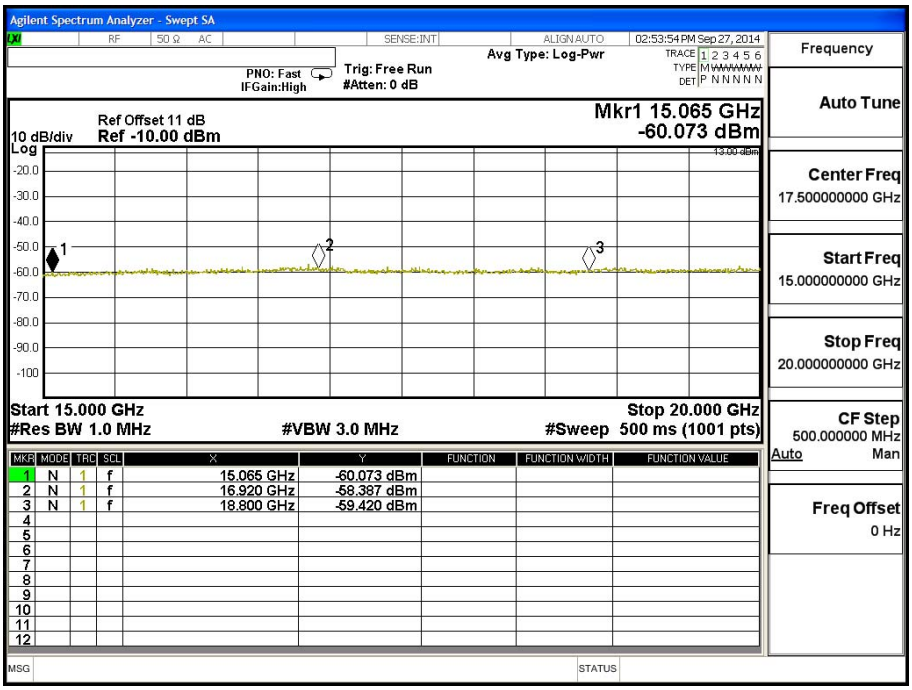
Agilent Spectrum Analyzer - Swept SA
02:53:54 PM Sep 27, 2014
Avg Type: Log-Pwr
PNO: Fast
IFGain:High
Trig: Free Run
#Atten: 0 dB
Ref Offset 11 dB
10 dB/div
Ref -10.00 dBm
Mkr1 15.065 GHz
-60.073 dBm
Start 15.000 GHz
#Res BW 1.0 MHz
#VBW 3.0 MHz
Stop 20.000 GHz
#Sweep 500 ms (1001 pts)
1 N 1 f 15.065 GHz -60.073 dBm
2 N 1 f 16.920 GHz -58.387 dBm
3 N 1 f 18.800 GHz -59.420 dBm
Frequency
Auto Tune
Center Freq
17.500000000 GHz
Start Freq
15.000000000 GHz
Stop Freq
20.000000000 GHz
CF Step
500.000000 MHz
Auto Man
Freq Offset
0 Hz

Product	Intel 7260M2NA		
Test Mode	Spurious Emission (Conducted)		
Date of Test	2014/09/19	Test Site	CTR
Test Condition	LTE-Band 4 (1.4M)	Test Range	30MHz~20GHz

LTE-Band 4 (1.4M) QPSK(1,5) CH20175

Frequency (MHz)	Reading Level (dBm)	Path Loss (dB)	Emission Level (dBm)	Limit (dBm)
3464	-50.210	1.1	-49.110	-13
5197.5	-59.752	1.23	-58.522	-13
6930	-64.757	1.59	-63.167	-13
8662.5	-65.891	1.89	-64.001	-13
10395	-66.126	2.07	-64.056	-13
12127.5	-64.917	2.26	-62.657	-13
13860	-63.465	2.64	-60.825	-13
15592.5	-61.006	3.5	-57.506	-13
17325	-60.350	3.7	-56.650	-13

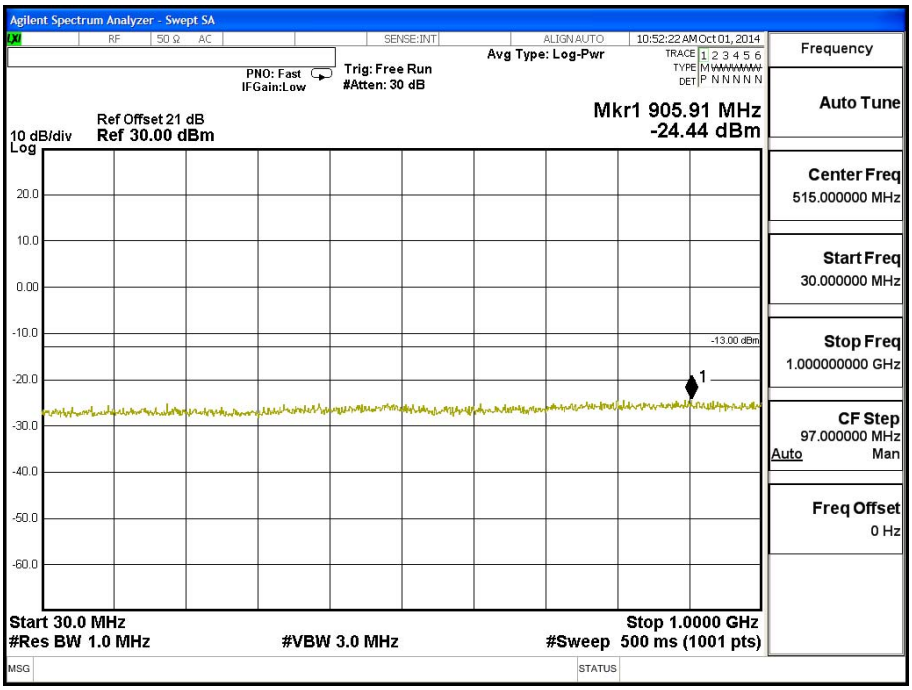

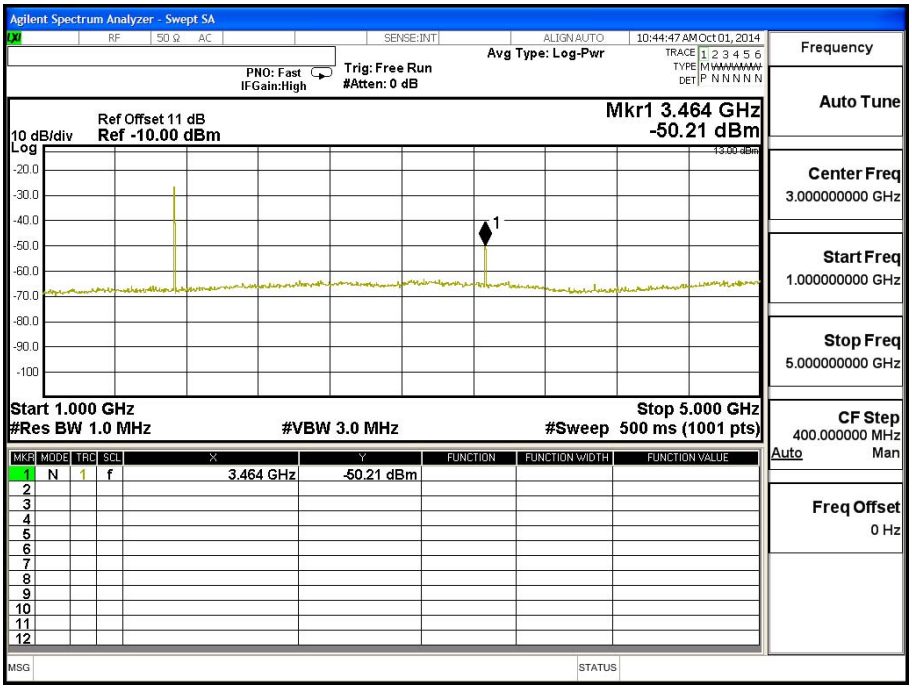
Agilent Spectrum Analyzer - Swept SA
10:44:47 AM Oct 01, 2014
Avg Type: Log-Pwr
PNO: Fast
IFGain:High
Trig: Free Run
#Atten: 0 dB
Ref Offset 11 dB
10 dB/div
Ref -10.00 dBm
Mkr1 3.464 GHz
-50.21 dBm
Start 1.000 GHz
#Res BW 1.0 MHz
#VBW 3.0 MHz
Stop 5.000 GHz
#Sweep 500 ms (1001 pts)
1 N 1 f 3.464 GHz -50.21 dBm
Frequency
Auto Tune
Center Freq
3.000000000 GHz
Start Freq
1.000000000 GHz
Stop Freq
5.000000000 GHz
CF Step
400.000000 MHz
Auto Man
Freq Offset
0 Hz

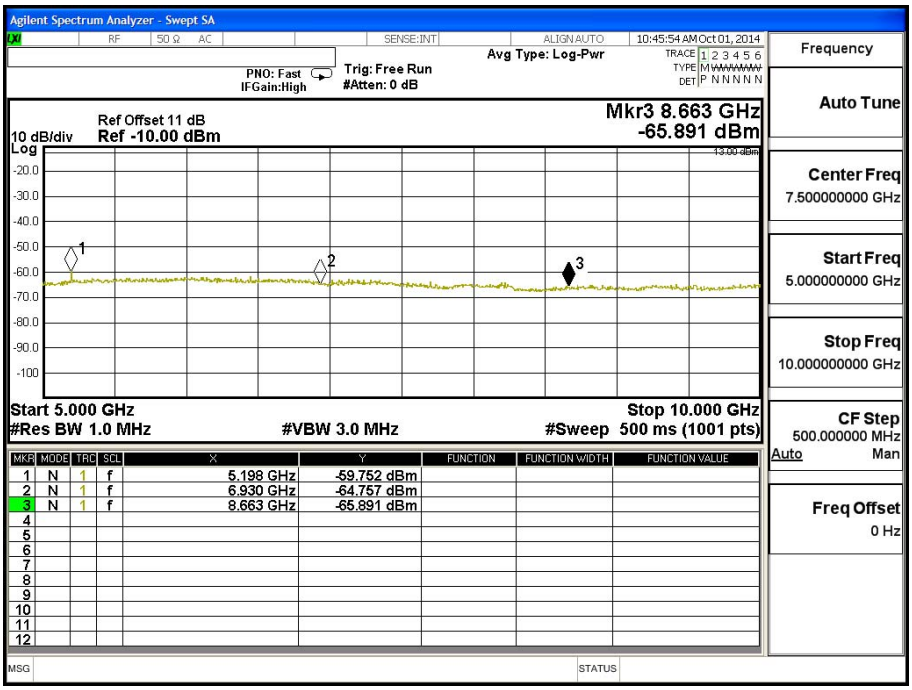
Agilent Spectrum Analyzer - Swept SA
10:45:54 AM Oct 01, 2014
Avg Type: Log-Pwr
PNO: Fast
IFGain:High
Trig: Free Run
#Atten: 0 dB
Ref Offset 11 dB
10 dB/div
Ref -10.00 dBm
Mkr3 8.663 GHz
-65.891 dBm
Start 5.000 GHz
#Res BW 1.0 MHz
#VBW 3.0 MHz
Stop 10.000 GHz
#Sweep 500 ms (1001 pts)
1 N 1 f 5.198 GHz -59.752 dBm
2 N 1 f 6.930 GHz -64.757 dBm
3 N 1 f 8.663 GHz -65.891 dBm
Frequency
Auto Tune
Center Freq
7.500000000 GHz
Start Freq
5.000000000 GHz
Stop Freq
10.000000000 GHz
CF Step
500.000000 MHz
Auto Man
Freq Offset
0 Hz

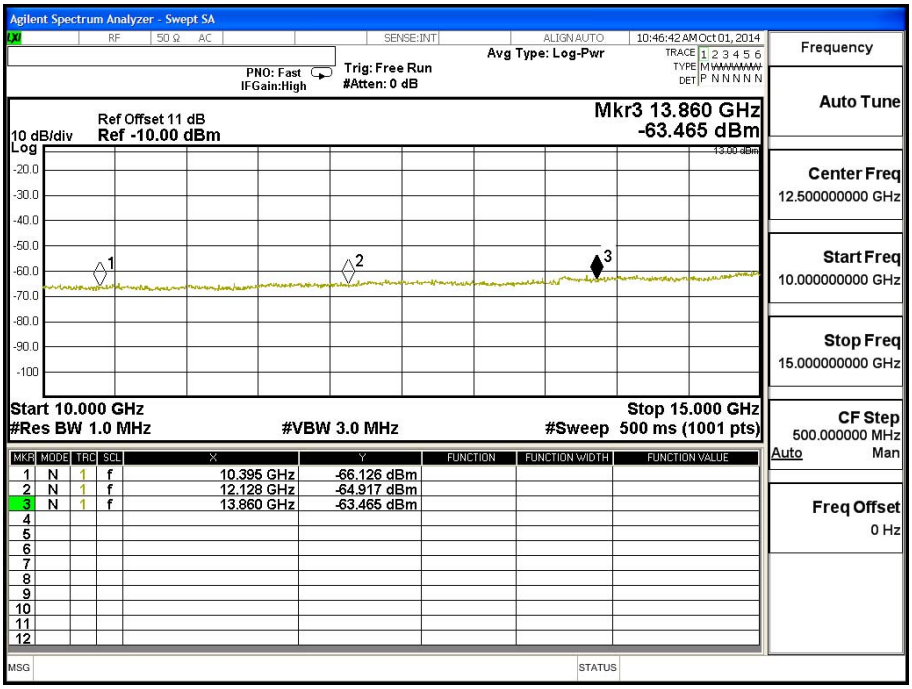
Agilent Spectrum Analyzer - Swept SA
10:46:42 AM Oct 01, 2014
Avg Type: Log-Pwr
PNO: Fast
IFGain:High
Trig: Free Run
#Atten: 0 dB
Ref Offset 11 dB
10 dB/div
Ref -10.00 dBm
Mkr3 13.860 GHz
-63.465 dBm
Start 10.000 GHz
#Res BW 1.0 MHz
#VBW 3.0 MHz
Stop 15.000 GHz
#Sweep 500 ms (1001 pts)
1 N 1 f 10.395 GHz -66.126 dBm
2 N 1 f 12.128 GHz -64.917 dBm
3 N 1 f 13.860 GHz -63.465 dBm
Frequency
Auto Tune
Center Freq
12.500000000 GHz
Start Freq
10.000000000 GHz
Stop Freq
15.000000000 GHz
CF Step
500.000000 MHz
Auto Man
Freq Offset
0 Hz

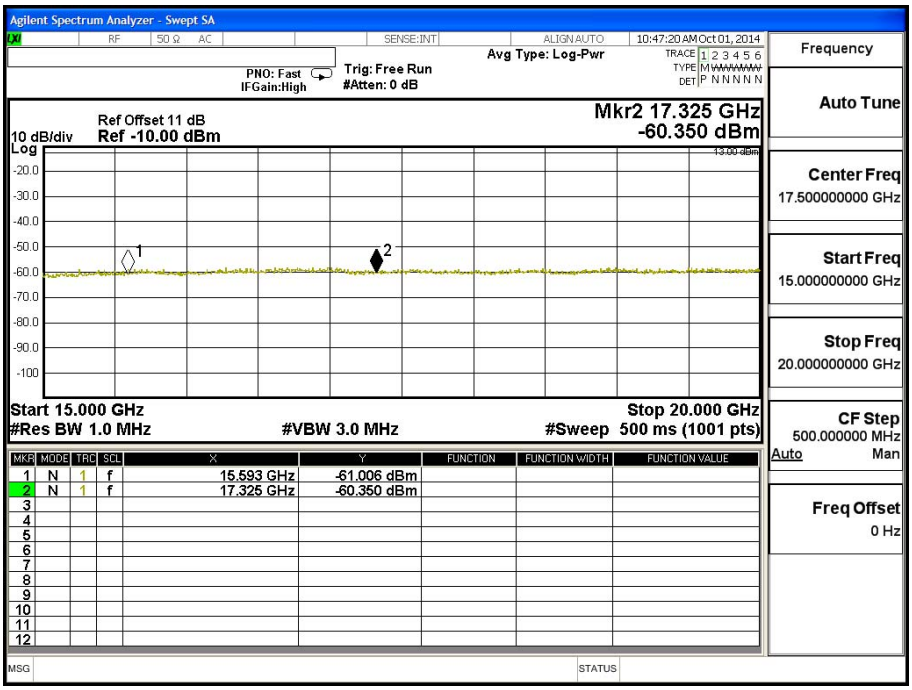
Agilent Spectrum Analyzer - Swept SA
10:47:20 AM Oct 01, 2014
Avg Type: Log-Pwr
PNO: Fast
IFGain:High
Trig: Free Run
#Atten: 0 dB
Ref Offset 11 dB
10 dB/div
Ref -10.00 dBm
Mkr2 17.325 GHz
-60.350 dBm
Start 15.000 GHz
#Res BW 1.0 MHz
#VBW 3.0 MHz
Stop 20.000 GHz
#Sweep 500 ms (1001 pts)
1 N 1 f 15.593 GHz -61.006 dBm
2 N 1 f 17.325 GHz -60.350 dBm
Frequency
Auto Tune
Center Freq
17.500000000 GHz
Start Freq
15.000000000 GHz
Stop Freq
20.000000000 GHz
CF Step
500.000000 MHz
Auto Man
Freq Offset
0 Hz

Product	Intel 7260M2NA		
Test Mode	Spurious Emission (Conducted)		
Date of Test	2014/09/19	Test Site	CTR
Test Condition	LTE-Band 4 (1.4M)	Test Range	30MHz~20GHz

LTE-Band 4 (1.4M) 16QAM(1,5) CH20175

Frequency (MHz)	Reading Level (dBm)	Path Loss (dB)	Emission Level (dBm)	Limit (dBm)
3464	-52.820	1.1	-51.720	-13
5197.5	-61.220	1.23	-59.990	-13
6930	-64.644	1.59	-63.054	-13
8662.5	-66.751	1.89	-64.861	-13
10395	-66.290	2.07	-64.220	-13
12127.5	-64.841	2.26	-62.581	-13
13860	-62.971	2.64	-60.331	-13
15592.5	-60.742	3.5	-57.242	-13
17325	-59.977	3.7	-56.277	-13

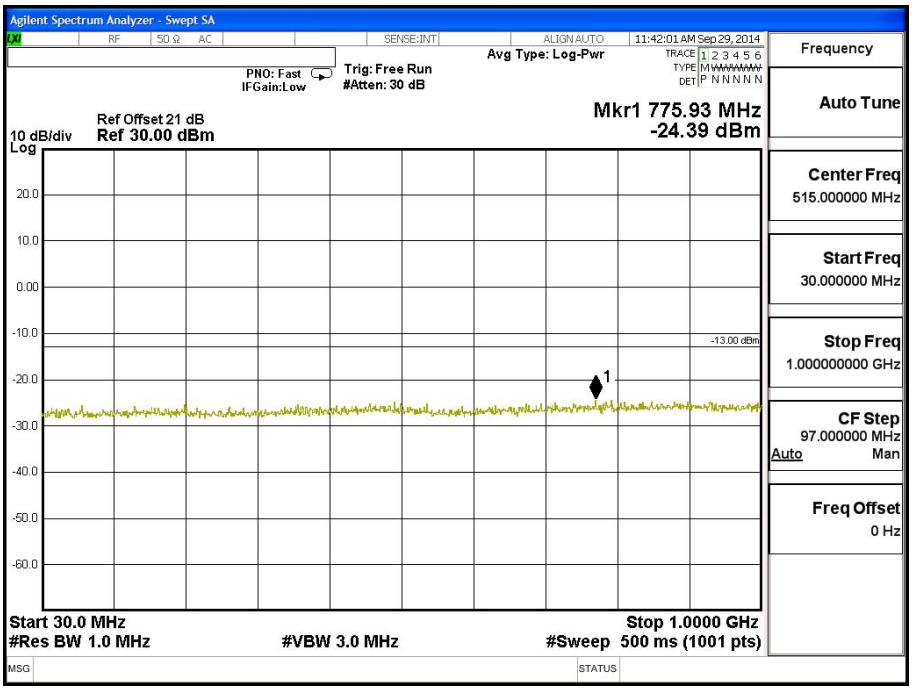

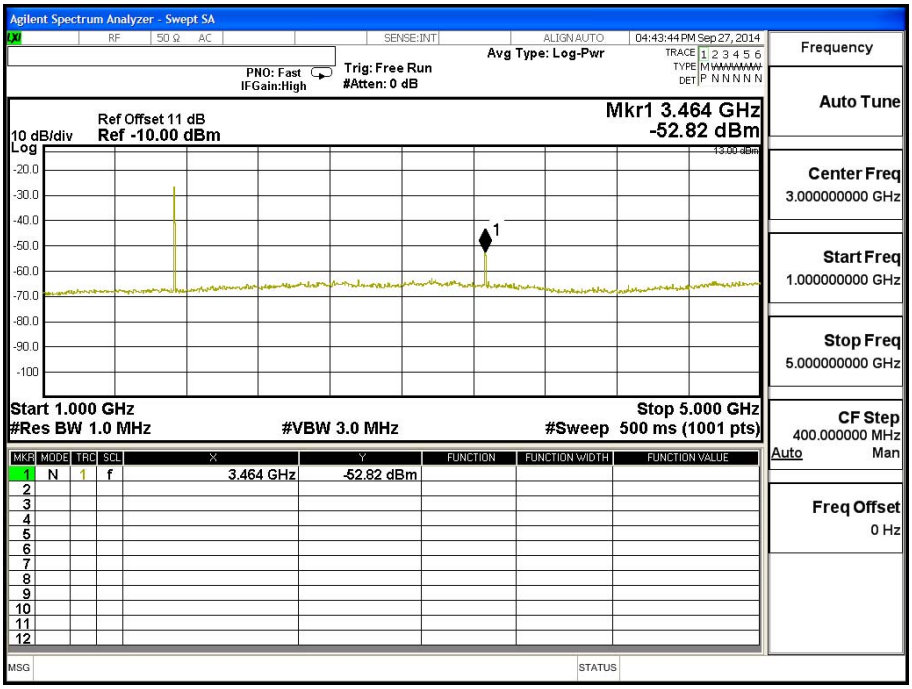
Agilent Spectrum Analyzer - Swept SA
RF 50 Ω AC
SENSE:INT
ALIGN AUTO
04:43:44 PM Sep 27, 2014
Avg Type: Log-Pwr
PNO: Fast
IFGain:High
Trig: Free Run
#Atten: 0 dB
Ref Offset 11 dB
10 dB/div
Ref -10.00 dBm
Mkr1 3.464 GHz
-52.82 dBm
Start 1.000 GHz
#Res BW 1.0 MHz
#VBW 3.0 MHz
Stop 5.000 GHz
#Sweep 500 ms (1001 pts)
1 N 1 f 3.464 GHz -52.82 dBm
Frequency
Auto Tune
Center Freq
3.000000000 GHz
Start Freq
1.000000000 GHz
Stop Freq
5.000000000 GHz
CF Step
400.000000 MHz
Auto Man
Freq Offset
0 Hz

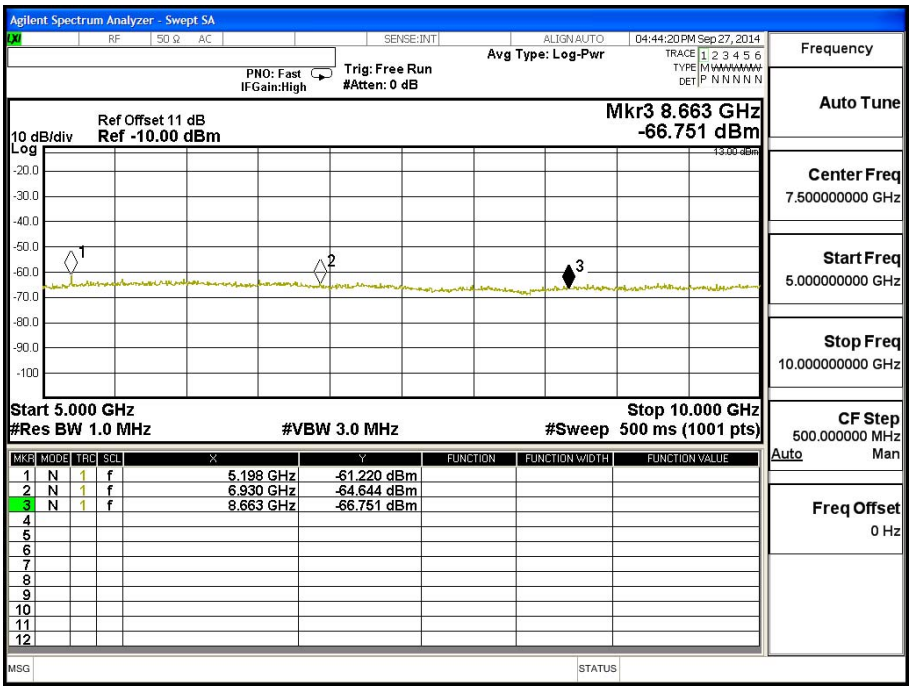
Agilent Spectrum Analyzer - Swept SA
RF 50 Ω AC
SENSE:INT
ALIGN AUTO
04:44:20 PM Sep 27, 2014
Avg Type: Log-Pwr
PNO: Fast
IFGain:High
Trig: Free Run
#Atten: 0 dB
Ref Offset 11 dB
10 dB/div
Ref -10.00 dBm
Mkr3 8.663 GHz
-66.751 dBm
Start 5.000 GHz
#Res BW 1.0 MHz
#VBW 3.0 MHz
Stop 10.000 GHz
#Sweep 500 ms (1001 pts)
1 N 1 f 5.198 GHz -61.220 dBm
2 N 1 f 6.930 GHz -64.644 dBm
3 N 1 f 8.663 GHz -66.751 dBm
Frequency
Auto Tune
Center Freq
7.500000000 GHz
Start Freq
5.000000000 GHz
Stop Freq
10.000000000 GHz
CF Step
500.000000 MHz
Auto Man
Freq Offset
0 Hz

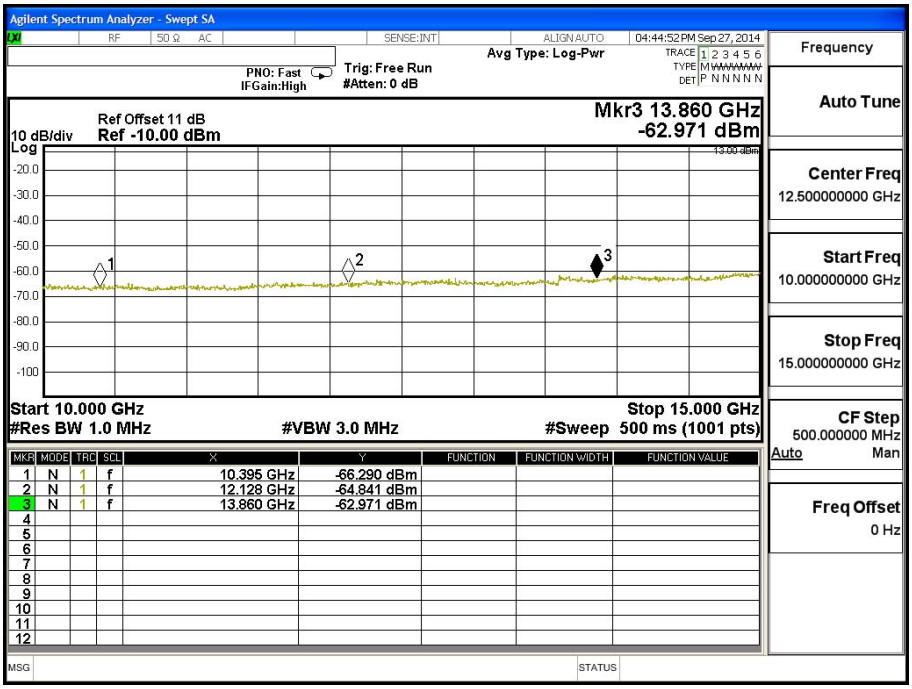
Agilent Spectrum Analyzer - Swept SA
RF 50 Ω AC
SENSE:INT
ALIGN AUTO
04:44:52 PM Sep 27, 2014
Avg Type: Log-Pwr
PNO: Fast
IFGain:High
Trig: Free Run
#Atten: 0 dB
Ref Offset 11 dB
10 dB/div Ref -10.00 dBm
Mkr3 13.860 GHz
-62.971 dBm
Start 10.000 GHz
#Res BW 1.0 MHz
#VBW 3.0 MHz
Stop 15.000 GHz
#Sweep 500 ms (1001 pts)
1 N 1 f 10.395 GHz -66.290 dBm
2 N 1 f 12.128 GHz -64.841 dBm
3 N 1 f 13.860 GHz -62.971 dBm
Frequency
Auto Tune
Center Freq
12.500000000 GHz
Start Freq
10.000000000 GHz
Stop Freq
15.000000000 GHz
CF Step
500.000000 MHz
Auto Man
Freq Offset
0 Hz

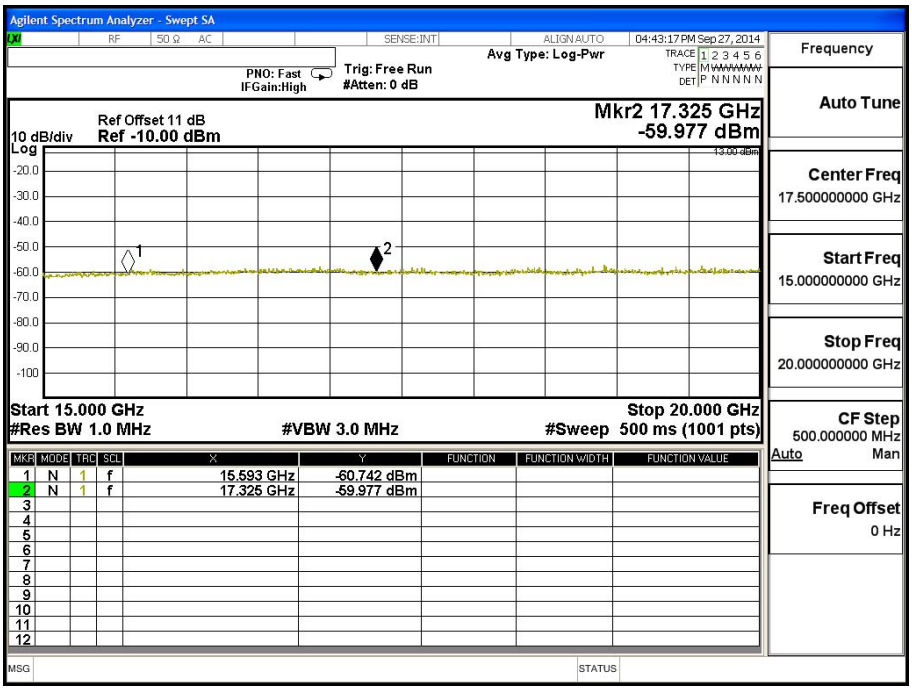
Agilent Spectrum Analyzer - Swept SA
RF 50 Ω AC
SENSE:INT
ALIGN AUTO
04:43:17 PM Sep 27, 2014
Avg Type: Log-Pwr
PNO: Fast
IFGain:High
Trig: Free Run
#Atten: 0 dB
Ref Offset 11 dB
10 dB/div Ref -10.00 dBm
Mkr2 17.325 GHz
-59.977 dBm
Start 15.000 GHz
#Res BW 1.0 MHz
#VBW 3.0 MHz
Stop 20.000 GHz
#Sweep 500 ms (1001 pts)
1 N 1 f 15.593 GHz -60.742 dBm
2 N 1 f 17.325 GHz -59.977 dBm
Frequency
Auto Tune
Center Freq
17.500000000 GHz
Start Freq
15.000000000 GHz
Stop Freq
20.000000000 GHz
CF Step
500.000000 MHz
Auto Man
Freq Offset
0 Hz

Product	Intel 7260M2NA		
Test Mode	Spurious Emission (Conducted)		
Date of Test	2014/09/19	Test Site	CTR
Test Condition	LTE-Band 4 (3M)	Test Range	30MHz~20GHz

LTE-Band 4 (3M) QPSK(1,7) CH19965

Frequency (MHz)	Reading Level (dBm)	Path Loss (dB)	Emission Level (dBm)	Limit (dBm)
3424	-55.930	1.1	-54.830	-13
5134.5	-57.807	1.23	-56.577	-13
6846	-65.034	1.59	-63.444	-13
8557.5	-66.189	1.89	-64.299	-13
10269	-66.601	2.07	-64.531	-13
11980.5	-65.860	2.26	-63.600	-13
13692	-63.127	2.64	-60.487	-13
15403.5	-61.087	3.5	-57.587	-13
17115	-59.904	3.7	-56.204	-13

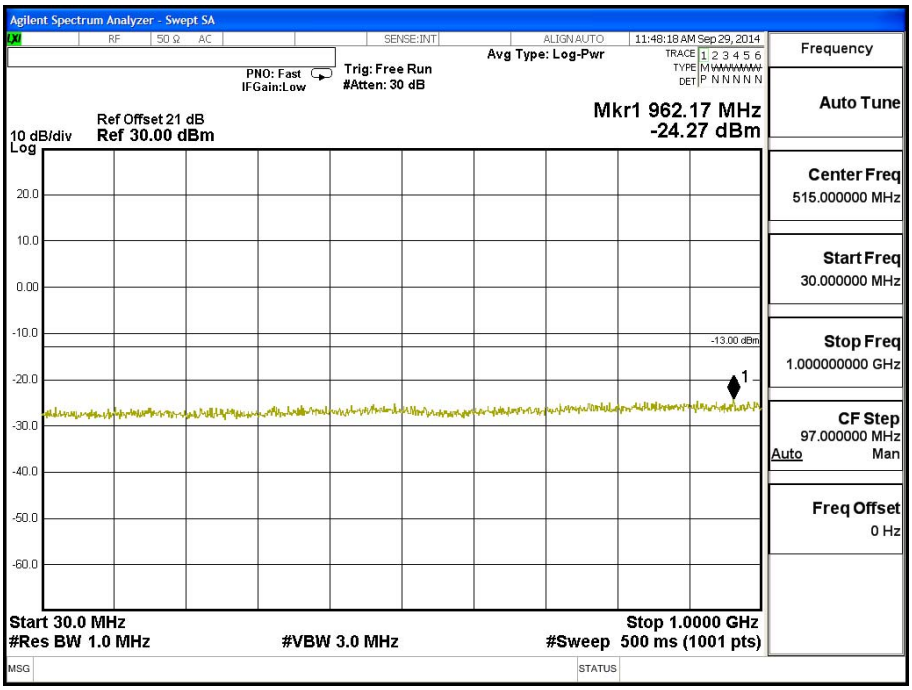

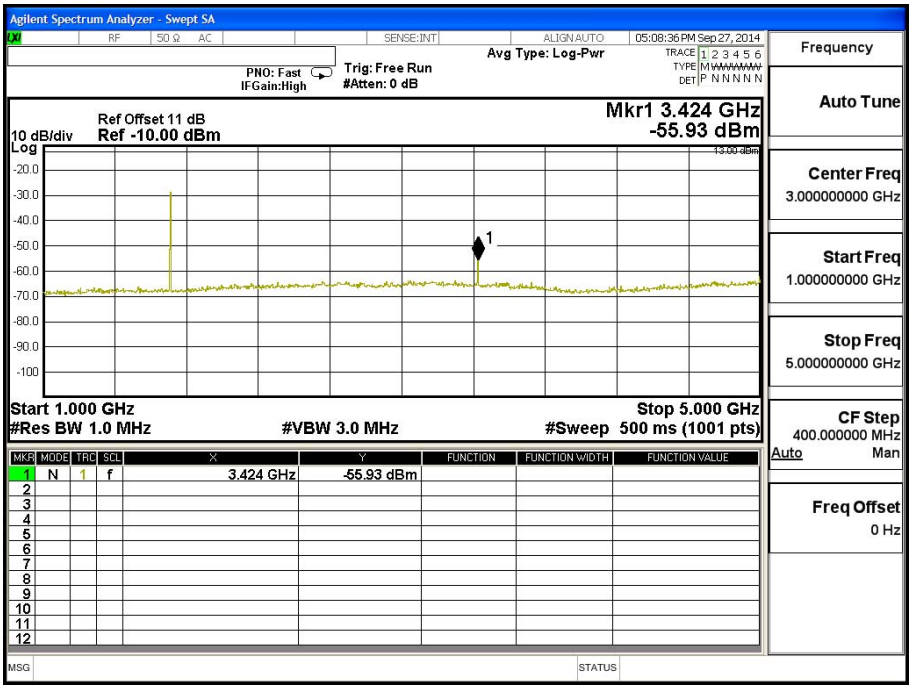
Agilent Spectrum Analyzer - Swept SA
05:08:36 PM Sep 27, 2014
Avg Type: Log-Pwr
PNO: Fast
IFGain:High
Trig: Free Run
#Atten: 0 dB
Ref Offset 11 dB
10 dB/div
Ref -10.00 dBm
Mkr1 3.424 GHz
-55.93 dBm
Start 1.000 GHz
#Res BW 1.0 MHz
#VBW 3.0 MHz
Stop 5.000 GHz
#Sweep 500 ms (1001 pts)
1 N 1 f 3.424 GHz -55.93 dBm
Frequency
Auto Tune
Center Freq
3.000000000 GHz
Start Freq
1.000000000 GHz
Stop Freq
5.000000000 GHz
CF Step
400.000000 MHz
Auto Man
Freq Offset
0 Hz

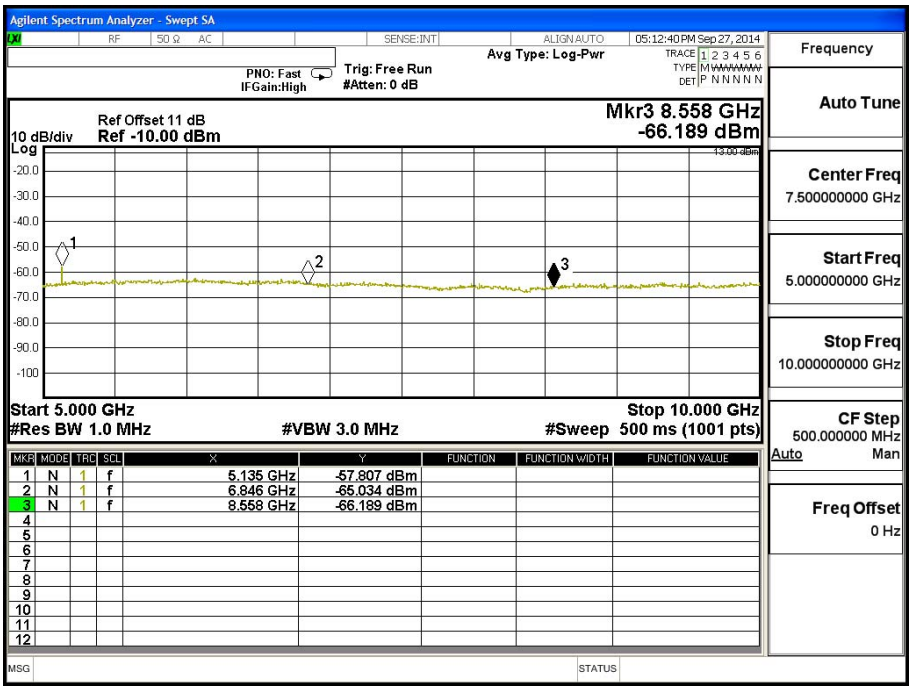
Agilent Spectrum Analyzer - Swept SA
05:12:40 PM Sep 27, 2014
Avg Type: Log-Pwr
PNO: Fast
IFGain:High
Trig: Free Run
#Atten: 0 dB
Ref Offset 11 dB
10 dB/div
Ref -10.00 dBm
Mkr3 8.558 GHz
-66.189 dBm
Start 5.000 GHz
#Res BW 1.0 MHz
#VBW 3.0 MHz
Stop 10.000 GHz
#Sweep 500 ms (1001 pts)
1 N 1 f 5.135 GHz -57.807 dBm
2 N 1 f 6.846 GHz -65.034 dBm
3 N 1 f 8.558 GHz -66.189 dBm
Frequency
Auto Tune
Center Freq
7.500000000 GHz
Start Freq
5.000000000 GHz
Stop Freq
10.000000000 GHz
CF Step
500.000000 MHz
Auto Man
Freq Offset
0 Hz

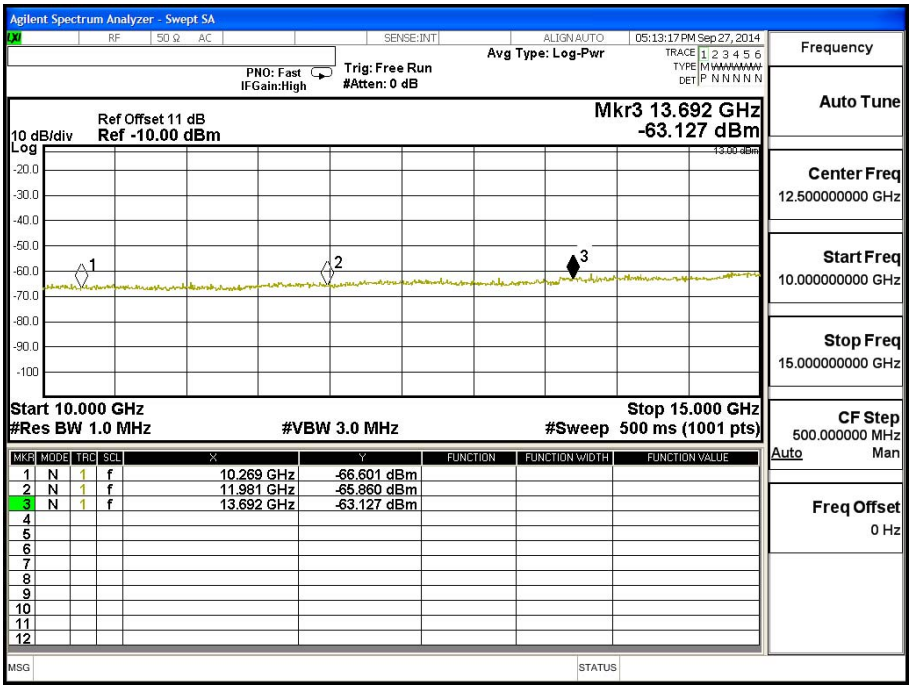
Agilent Spectrum Analyzer - Swept SA
RF 50 Ω AC
SENSE:INT
ALIGN AUTO
05:13:17 PM Sep 27, 2014
Avg Type: Log-Pwr
TRACE 1 2 3 4 5 6
TYPE M
DET P N N N N N
PNO: Fast
IFGain:High
Trig: Free Run
#Atten: 0 dB
Mkr3 13.692 GHz
-63.127 dBm
Ref Offset 11 dB
10 dB/div
Ref -10.00 dBm
Log
13.00 dBm
-20.0
-30.0
-40.0
-50.0
-60.0
-70.0
-80.0
-90.0
-100
Start 10.000 GHz
#Res BW 1.0 MHz
#VBW 3.0 MHz
Stop 15.000 GHz
#Sweep 500 ms (1001 pts)
MKR MODE TRC SCL X Y FUNCTION FUNCTION WIDTH FUNCTION VALUE
1 N 1 f 10.269 GHz -66.601 dBm
2 N 1 f 11.981 GHz -65.860 dBm
3 N 1 f 13.692 GHz -63.127 dBm
Frequency
Auto Tune
Center Freq
12.500000000 GHz
Start Freq
10.000000000 GHz
Stop Freq
15.000000000 GHz
CF Step
500.000000 MHz
Auto Man
Freq Offset
0 Hz
MSG
STATUS

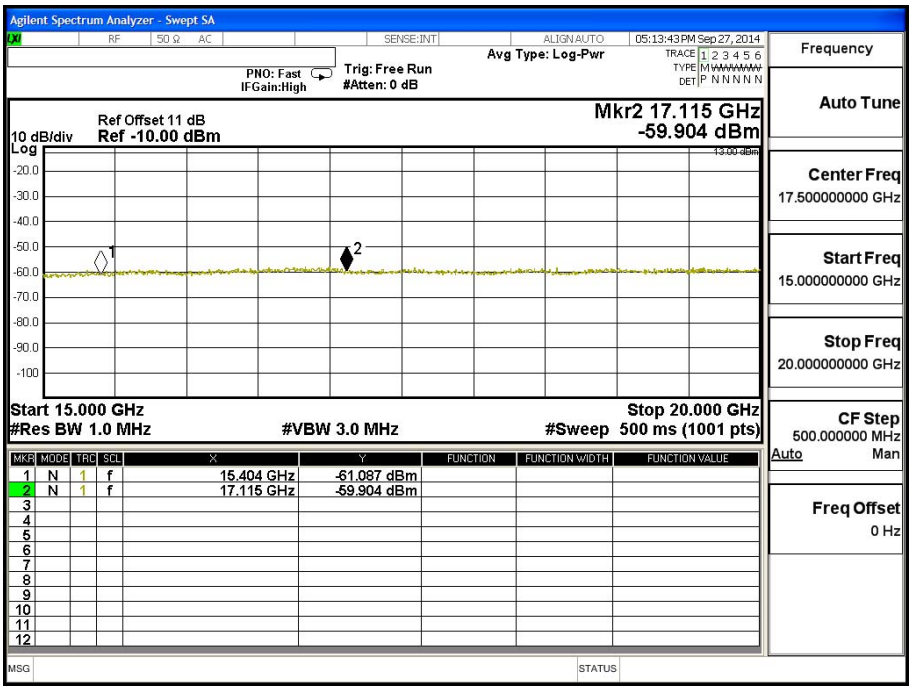
Agilent Spectrum Analyzer - Swept SA
RF 50 Ω AC
SENSE:INT
ALIGN AUTO
05:13:43 PM Sep 27, 2014
Avg Type: Log-Pwr
TRACE 1 2 3 4 5 6
TYPE M
DET P N N N N N
PNO: Fast
IFGain:High
Trig: Free Run
#Atten: 0 dB
Mkr2 17.115 GHz
-59.904 dBm
Ref Offset 11 dB
10 dB/div
Ref -10.00 dBm
Log
13.00 dBm
-20.0
-30.0
-40.0
-50.0
-60.0
-70.0
-80.0
-90.0
-100
Start 15.000 GHz
#Res BW 1.0 MHz
#VBW 3.0 MHz
Stop 20.000 GHz
#Sweep 500 ms (1001 pts)
MKR MODE TRC SCL X Y FUNCTION FUNCTION WIDTH FUNCTION VALUE
1 N 1 f 15.404 GHz -61.087 dBm
2 N 1 f 17.115 GHz -59.904 dBm
Frequency
Auto Tune
Center Freq
17.500000000 GHz
Start Freq
15.000000000 GHz
Stop Freq
20.000000000 GHz
CF Step
500.000000 MHz
Auto Man
Freq Offset
0 Hz
MSG
STATUS

Product	Intel 7260M2NA		
Test Mode	Spurious Emission (Conducted)		
Date of Test	2014/09/19	Test Site	CTR
Test Condition	LTE-Band 4 (3M)	Test Range	30MHz~20GHz

LTE-Band 4 (3M) 16QAM(1,7) CH19965

Frequency (MHz)	Reading Level (dBm)	Path Loss (dB)	Emission Level (dBm)	Limit (dBm)
3424	-56.940	1.1	-55.840	-13
5134.5	-58.835	1.23	-57.605	-13
6846	-65.058	1.59	-63.468	-13
8557.5	-66.740	1.89	-64.850	-13
10289	-65.970	2.07	-63.900	-13
11980	-66.420	2.26	-64.160	-13
13692	-62.580	2.64	-59.940	-13
15403.5	-60.332	3.5	-56.832	-13
17115	-60.033	3.7	-56.333	-13

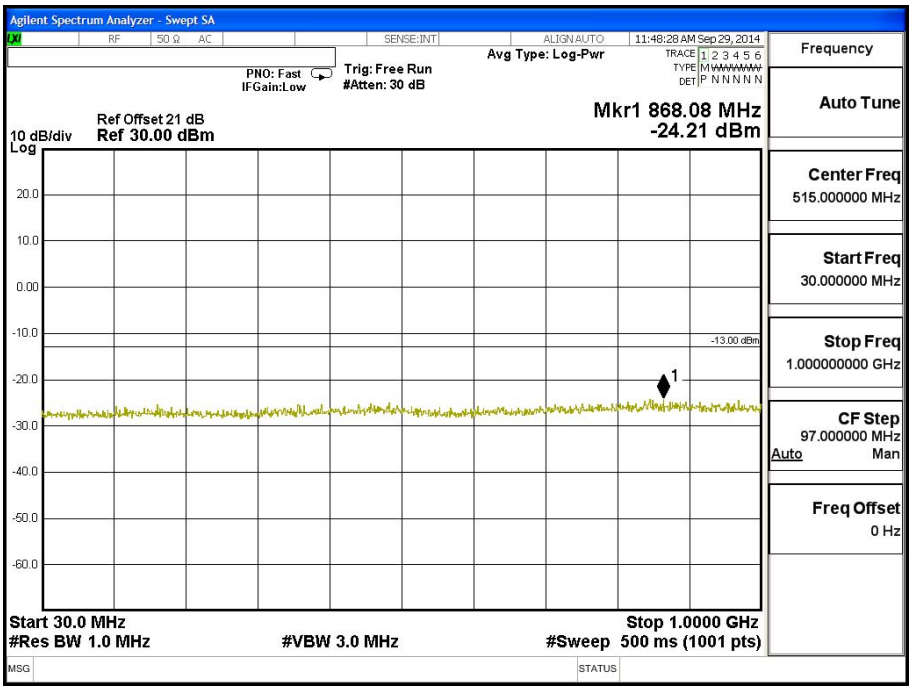

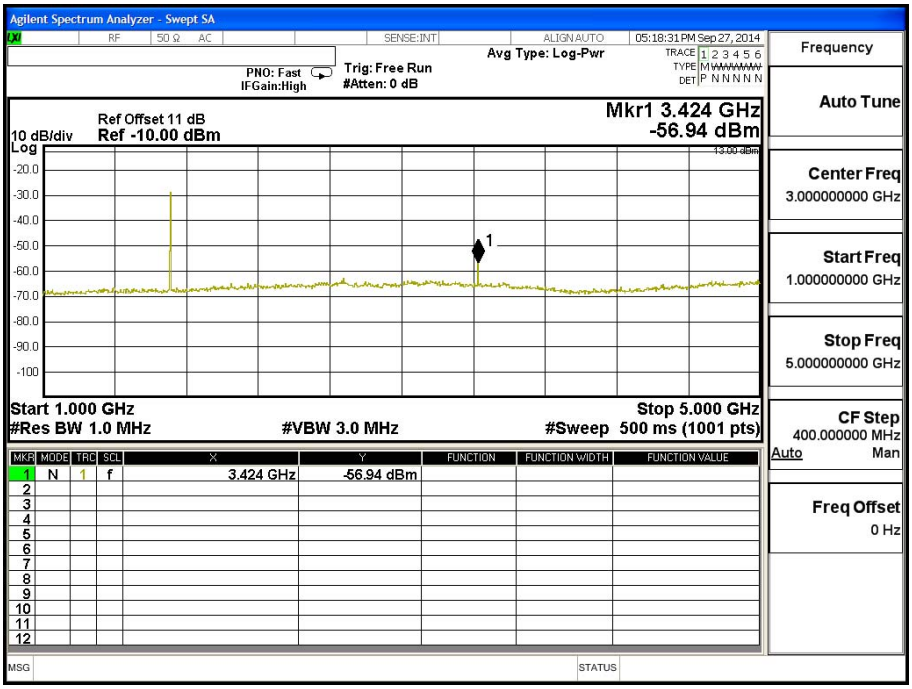
Agilent Spectrum Analyzer - Swept SA
05:18:31 PM Sep 27, 2014
Avg Type: Log-Pwr
PNO: Fast
IFGain:High
Trig: Free Run
#Atten: 0 dB
Ref Offset 11 dB
10 dB/div
Ref -10.00 dBm
Mkr1 3.424 GHz
-56.94 dBm
Start 1.000 GHz
#Res BW 1.0 MHz
#VBW 3.0 MHz
Stop 5.000 GHz
#Sweep 500 ms (1001 pts)
1 N 1 f 3.424 GHz -56.94 dBm
Frequency
Auto Tune
Center Freq
3.000000000 GHz
Start Freq
1.000000000 GHz
Stop Freq
5.000000000 GHz
CF Step
400.000000 MHz
Auto Man
Freq Offset
0 Hz

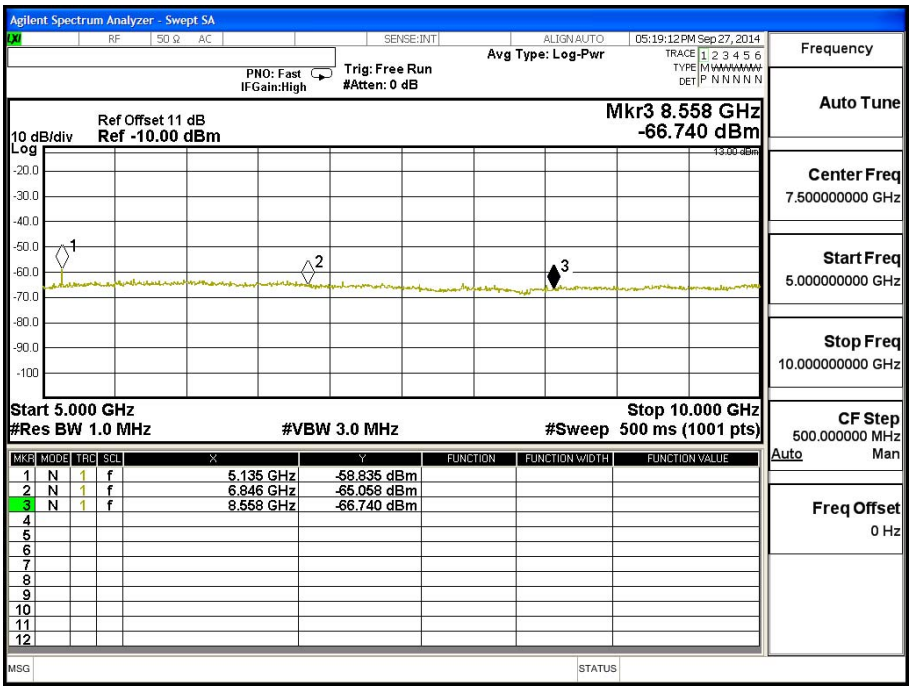
Agilent Spectrum Analyzer - Swept SA
05:19:12 PM Sep 27, 2014
Avg Type: Log-Pwr
PNO: Fast
IFGain:High
Trig: Free Run
#Atten: 0 dB
Ref Offset 11 dB
10 dB/div
Ref -10.00 dBm
Mkr3 8.558 GHz
-66.740 dBm
Start 5.000 GHz
#Res BW 1.0 MHz
#VBW 3.0 MHz
Stop 10.000 GHz
#Sweep 500 ms (1001 pts)
1 N 1 f 5.135 GHz -58.835 dBm
2 N 1 f 6.846 GHz -65.058 dBm
3 N 1 f 8.558 GHz -66.740 dBm
Frequency
Auto Tune
Center Freq
7.500000000 GHz
Start Freq
5.000000000 GHz
Stop Freq
10.000000000 GHz
CF Step
500.000000 MHz
Auto Man
Freq Offset
0 Hz

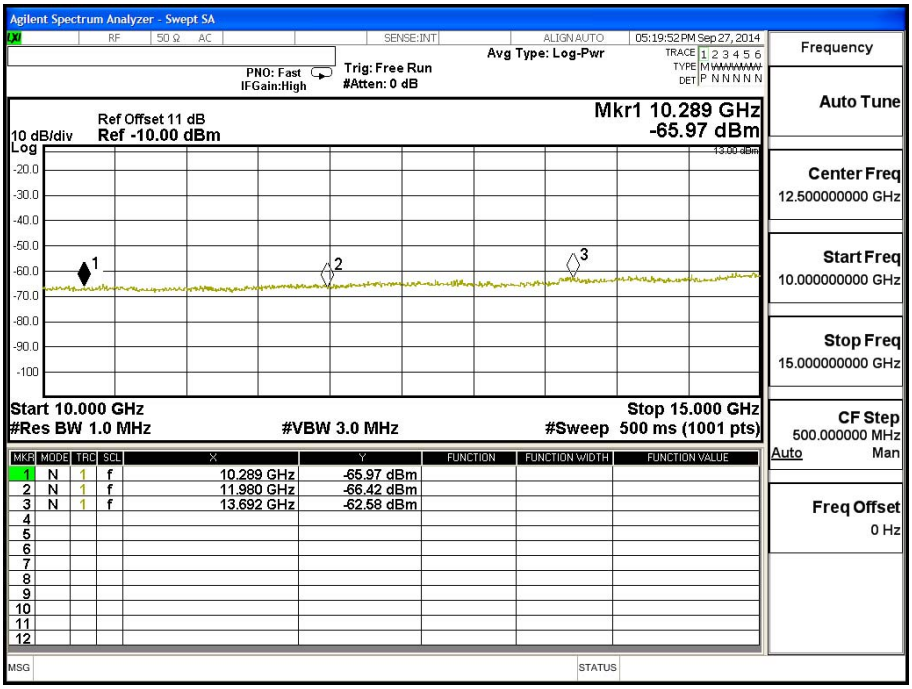
Agilent Spectrum Analyzer - Swept SA
05:19:52 PM Sep 27, 2014
Avg Type: Log-Pwr
PNO: Fast
IFGain:High
Trig: Free Run
#Atten: 0 dB
Ref Offset 11 dB
10 dB/div
Ref -10.00 dBm
Mkr1 10.289 GHz
-65.97 dBm
Start 10.000 GHz
#Res BW 1.0 MHz
#VBW 3.0 MHz
Stop 15.000 GHz
#Sweep 500 ms (1001 pts)
1 N 1 f 10.289 GHz -65.97 dBm
2 N 1 f 11.980 GHz -66.42 dBm
3 N 1 f 13.692 GHz -62.58 dBm
Frequency
Auto Tune
Center Freq
12.500000000 GHz
Start Freq
10.000000000 GHz
Stop Freq
15.000000000 GHz
CF Step
500.000000 MHz
Auto Man
Freq Offset
0 Hz

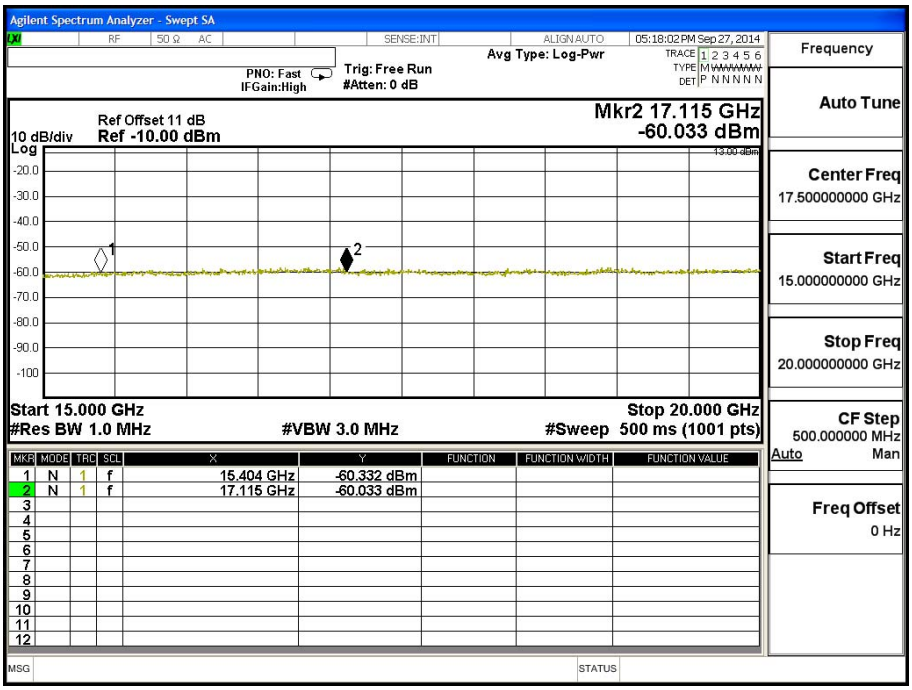
Agilent Spectrum Analyzer - Swept SA
05:18:02 PM Sep 27, 2014
Avg Type: Log-Pwr
PNO: Fast
IFGain:High
Trig: Free Run
#Atten: 0 dB
Ref Offset 11 dB
10 dB/div
Ref -10.00 dBm
Mkr2 17.115 GHz
-60.033 dBm
Start 15.000 GHz
#Res BW 1.0 MHz
#VBW 3.0 MHz
Stop 20.000 GHz
#Sweep 500 ms (1001 pts)
1 N 1 f 15.404 GHz -60.332 dBm
2 N 1 f 17.115 GHz -60.033 dBm
Frequency
Auto Tune
Center Freq
17.500000000 GHz
Start Freq
15.000000000 GHz
Stop Freq
20.000000000 GHz
CF Step
500.000000 MHz
Auto Man
Freq Offset
0 Hz

Product	Intel 7260M2NA		
Test Mode	Spurious Emission (Conducted)		
Date of Test	2014/09/19	Test Site	CTR
Test Condition	LTE-Band 4 (5M)	Test Range	30MHz~20GHz

LTE-Band 4 (5M) QPSK(1,12) CH20175

Frequency (MHz)	Reading Level (dBm)	Path Loss (dB)	Emission Level (dBm)	Limit (dBm)
3464	-52.700	1.1	-51.600	-13
5197.5	-61.369	1.23	-60.139	-13
6930	-65.675	1.59	-64.085	-13
8662.5	-65.764	1.89	-63.874	-13
10395	-66.228	2.07	-64.158	-13
12127.5	-65.244	2.26	-62.984	-13
13860	-63.731	2.64	-61.091	-13
15592.5	-59.439	3.5	-55.939	-13
17325	-59.528	3.7	-55.828	-13

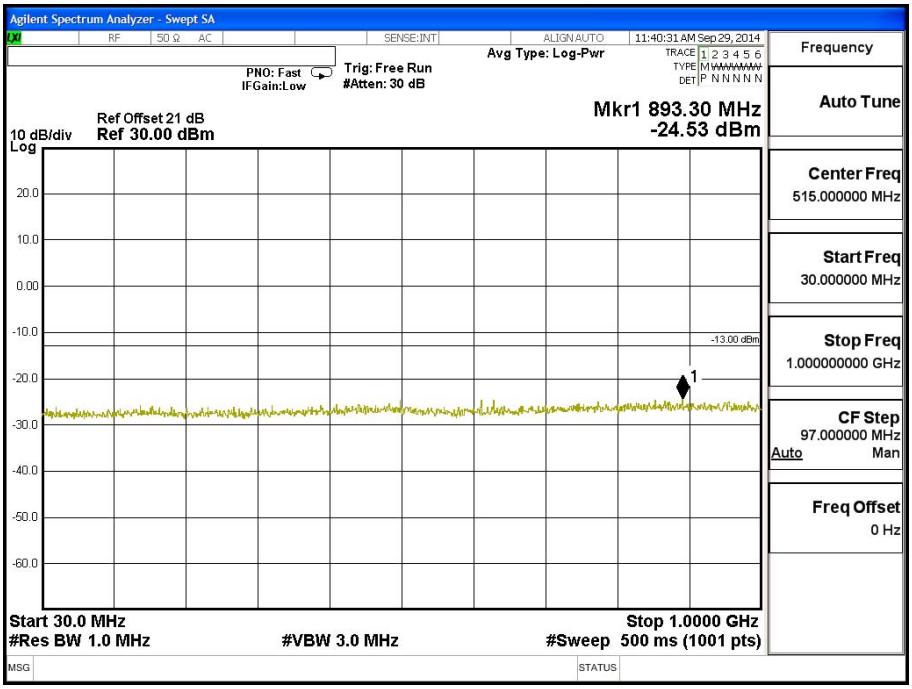

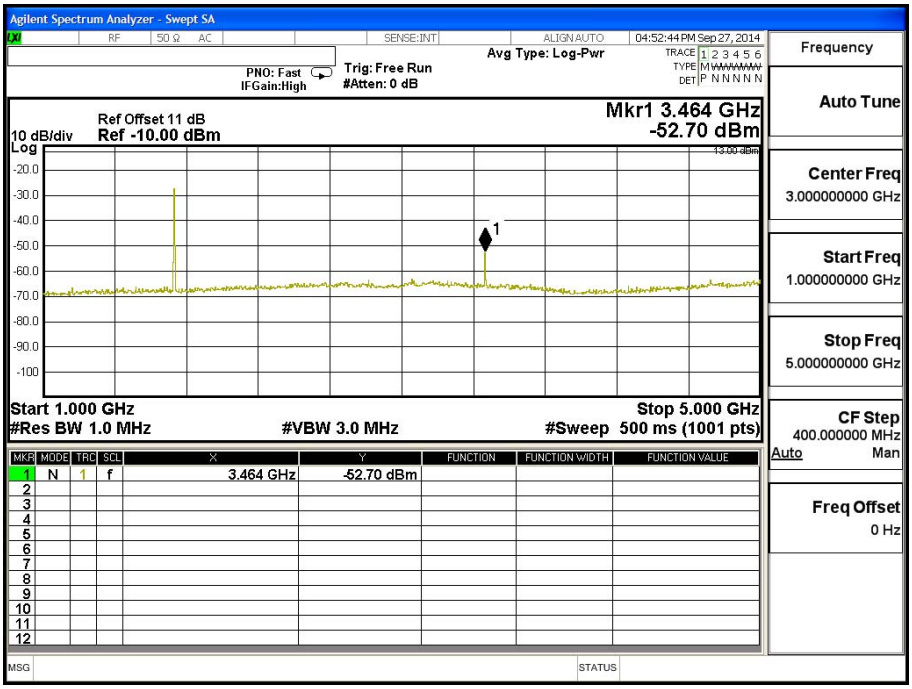
Agilent Spectrum Analyzer - Swept SA
RF 50 Ω AC
SENSE:INT
ALIGN AUTO
04:52:44 PM Sep 27, 2014
Avg Type: Log-Pwr
PNO: Fast
IFGain:High
Trig: Free Run
#Atten: 0 dB
Ref Offset 11 dB
10 dB/div
Ref -10.00 dBm
Mkr1 3.464 GHz
-52.70 dBm
Start 1.000 GHz
#Res BW 1.0 MHz
#VBW 3.0 MHz
Stop 5.000 GHz
#Sweep 500 ms (1001 pts)
1 N 1 f 3.464 GHz -52.70 dBm
Frequency
Auto Tune
Center Freq
3.000000000 GHz
Start Freq
1.000000000 GHz
Stop Freq
5.000000000 GHz
CF Step
400.000000 MHz
Auto Man
Freq Offset
0 Hz

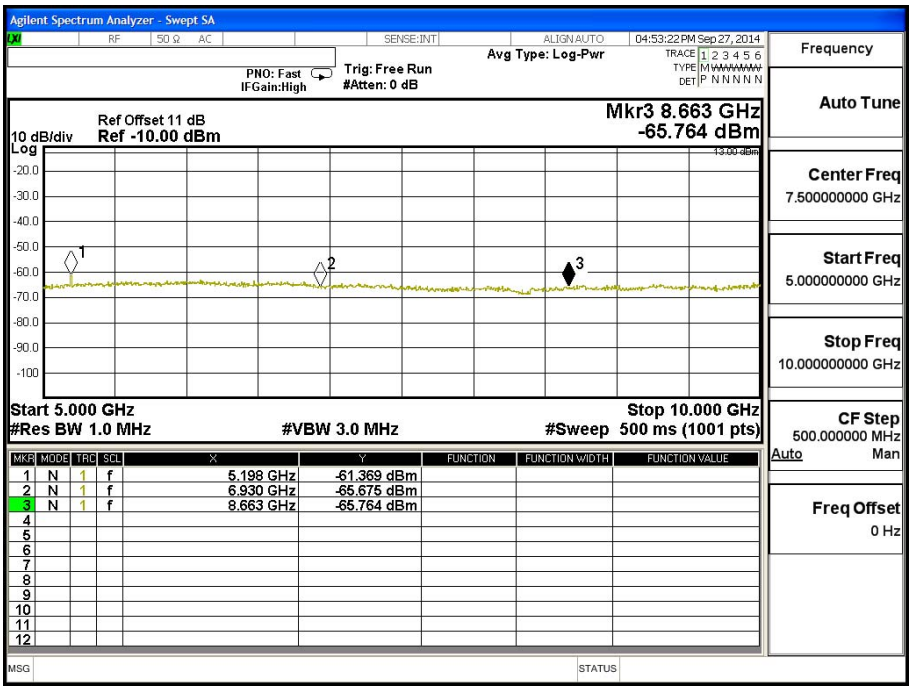
Agilent Spectrum Analyzer - Swept SA
RF 50 Ω AC
SENSE:INT
ALIGN AUTO
04:53:22 PM Sep 27, 2014
Avg Type: Log-Pwr
PNO: Fast
IFGain:High
Trig: Free Run
#Atten: 0 dB
Ref Offset 11 dB
10 dB/div
Ref -10.00 dBm
Mkr3 8.663 GHz
-65.764 dBm
Start 5.000 GHz
#Res BW 1.0 MHz
#VBW 3.0 MHz
Stop 10.000 GHz
#Sweep 500 ms (1001 pts)
1 N 1 f 5.198 GHz -61.369 dBm
2 N 1 f 6.930 GHz -65.675 dBm
3 N 1 f 8.663 GHz -65.764 dBm
Frequency
Auto Tune
Center Freq
7.500000000 GHz
Start Freq
5.000000000 GHz
Stop Freq
10.000000000 GHz
CF Step
500.000000 MHz
Auto Man
Freq Offset
0 Hz

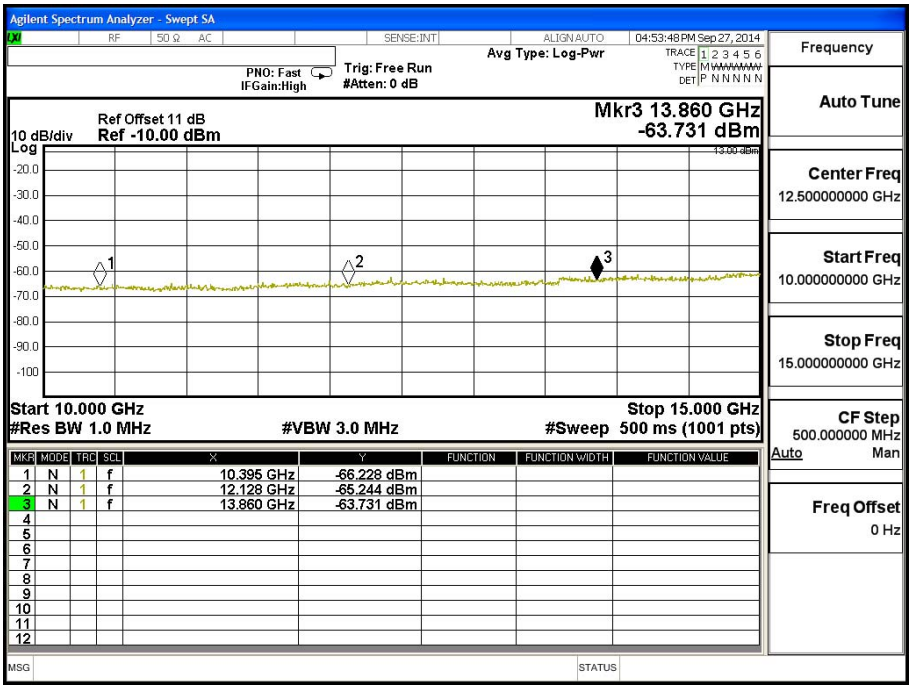
Agilent Spectrum Analyzer - Swept SA
RF 50 Ω AC
SENSE:INT
ALIGN AUTO
04:53:48 PM Sep 27, 2014
Avg Type: Log-Pwr
TRACE 1 2 3 4 5 6
TYPE M WWWWWW
DET P N N N N N
PNO: Fast
IFGain:High
Trig: Free Run
#Atten: 0 dB
Ref Offset 11 dB
10 dB/div Ref -10.00 dBm
Mkr3 13.860 GHz
-63.731 dBm
Log
-20.0
-30.0
-40.0
-50.0
-60.0
-70.0
-80.0
-90.0
-100
Start 10.000 GHz
#Res BW 1.0 MHz
#VBW 3.0 MHz
Stop 15.000 GHz
#Sweep 500 ms (1001 pts)
MKR MODE TRC SCL X Y FUNCTION FUNCTION WIDTH FUNCTION VALUE
1 N 1 f 10.395 GHz -66.228 dBm
2 N 1 f 12.128 GHz -65.244 dBm
3 N 1 f 13.860 GHz -63.731 dBm
Frequency
Auto Tune
Center Freq
12.500000000 GHz
Start Freq
10.000000000 GHz
Stop Freq
15.000000000 GHz
CF Step
500.000000 MHz
Auto Man
Freq Offset
0 Hz
MSG
STATUS

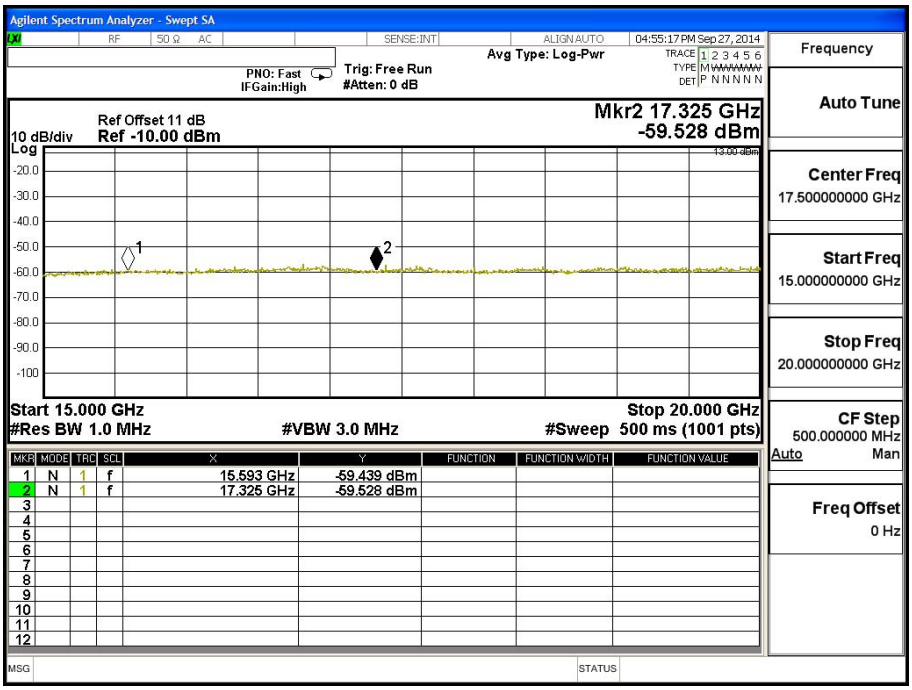
Agilent Spectrum Analyzer - Swept SA
RF 50 Ω AC
SENSE:INT
ALIGN AUTO
04:55:17 PM Sep 27, 2014
Avg Type: Log-Pwr
TRACE 1 2 3 4 5 6
TYPE M WWWWWW
DET P N N N N N
PNO: Fast
IFGain:High
Trig: Free Run
#Atten: 0 dB
Ref Offset 11 dB
10 dB/div Ref -10.00 dBm
Mkr2 17.325 GHz
-59.528 dBm
Log
-20.0
-30.0
-40.0
-50.0
-60.0
-70.0
-80.0
-90.0
-100
Start 15.000 GHz
#Res BW 1.0 MHz
#VBW 3.0 MHz
Stop 20.000 GHz
#Sweep 500 ms (1001 pts)
MKR MODE TRC SCL X Y FUNCTION FUNCTION WIDTH FUNCTION VALUE
1 N 1 f 15.593 GHz -59.439 dBm
2 N 1 f 17.325 GHz -59.528 dBm
Frequency
Auto Tune
Center Freq
17.500000000 GHz
Start Freq
15.000000000 GHz
Stop Freq
20.000000000 GHz
CF Step
500.000000 MHz
Auto Man
Freq Offset
0 Hz
MSG
STATUS

Product	Intel 7260M2NA		
Test Mode	Spurious Emission (Conducted)		
Date of Test	2014/09/19	Test Site	CTR
Test Condition	LTE-Band 4 (5M)	Test Range	30MHz~20GHz

LTE-Band 4 (5M) 16QAM(1,12) CH20175

Frequency (MHz)	Reading Level (dBm)	Path Loss (dB)	Emission Level (dBm)	Limit (dBm)
3465	-53.370	1.1	-52.270	-13
5197.5	-60.822	1.23	-59.592	-13
6930	-65.729	1.59	-64.139	-13
8662.5	-66.350	1.89	-64.460	-13
10395	-66.951	2.07	-64.881	-13
12127.5	-66.107	2.26	-63.847	-13
13860	-63.890	2.64	-61.250	-13
15592.5	-60.444	3.5	-56.944	-13
17325	-60.892	3.7	-57.192	-13

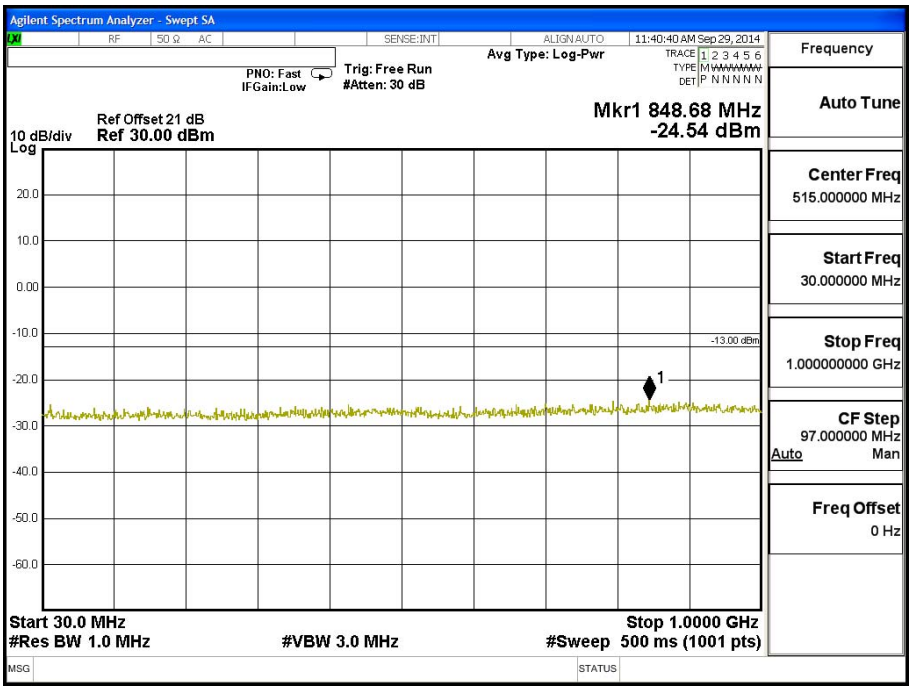

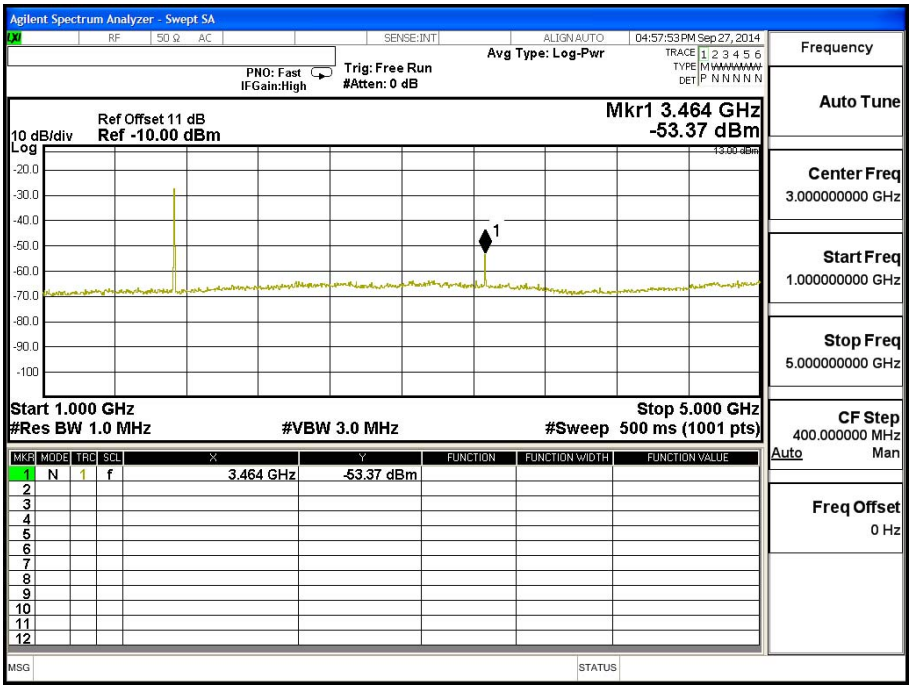
Agilent Spectrum Analyzer - Swept SA
RF 50 Ω AC
SENSE:INT
ALIGN AUTO
04:57:53 PM Sep 27, 2014
Avg Type: Log-Pwr
PNO: Fast
IFGain:High
Trig: Free Run
#Atten: 0 dB
Ref Offset 11 dB
10 dB/div
Ref -10.00 dBm
Mkr1 3.464 GHz
-53.37 dBm
Start 1.000 GHz
#Res BW 1.0 MHz
#VBW 3.0 MHz
Stop 5.000 GHz
#Sweep 500 ms (1001 pts)
1 N 1 f 3.464 GHz -53.37 dBm
Frequency
Auto Tune
Center Freq
3.000000000 GHz
Start Freq
1.000000000 GHz
Stop Freq
5.000000000 GHz
CF Step
400.000000 MHz
Auto Man
Freq Offset
0 Hz
MSG
STATUS

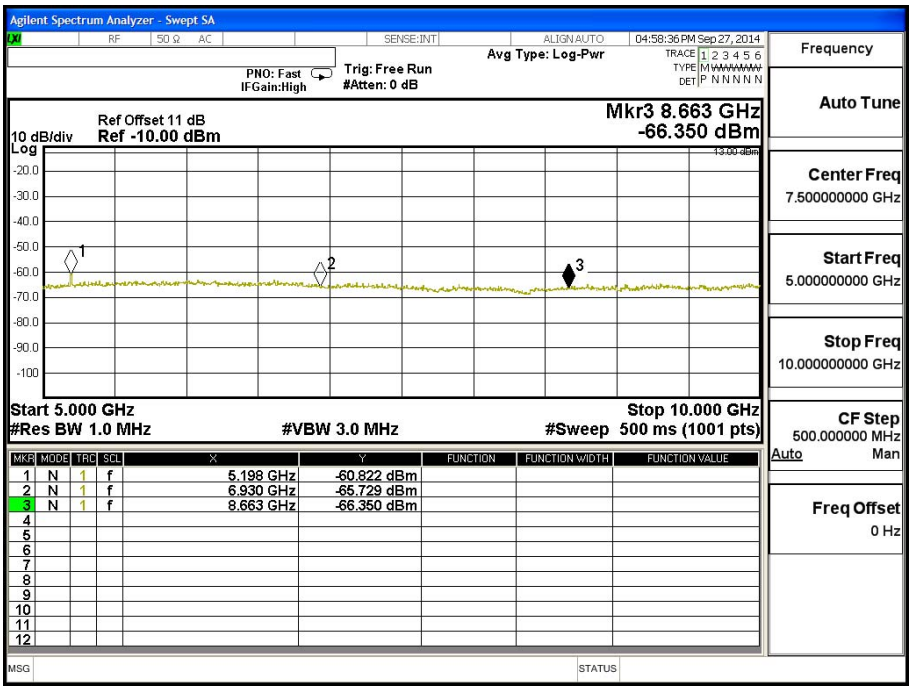
Agilent Spectrum Analyzer - Swept SA
RF 50 Ω AC
SENSE:INT
ALIGN AUTO
04:58:36 PM Sep 27, 2014
Avg Type: Log-Pwr
PNO: Fast
IFGain:High
Trig: Free Run
#Atten: 0 dB
Ref Offset 11 dB
10 dB/div
Ref -10.00 dBm
Mkr3 8.663 GHz
-66.350 dBm
Start 5.000 GHz
#Res BW 1.0 MHz
#VBW 3.0 MHz
Stop 10.000 GHz
#Sweep 500 ms (1001 pts)
1 N 1 f 5.198 GHz -60.822 dBm
2 N 1 f 6.930 GHz -65.729 dBm
3 N 1 f 8.663 GHz -66.350 dBm
Frequency
Auto Tune
Center Freq
7.500000000 GHz
Start Freq
5.000000000 GHz
Stop Freq
10.000000000 GHz
CF Step
500.000000 MHz
Auto Man
Freq Offset
0 Hz
MSG
STATUS

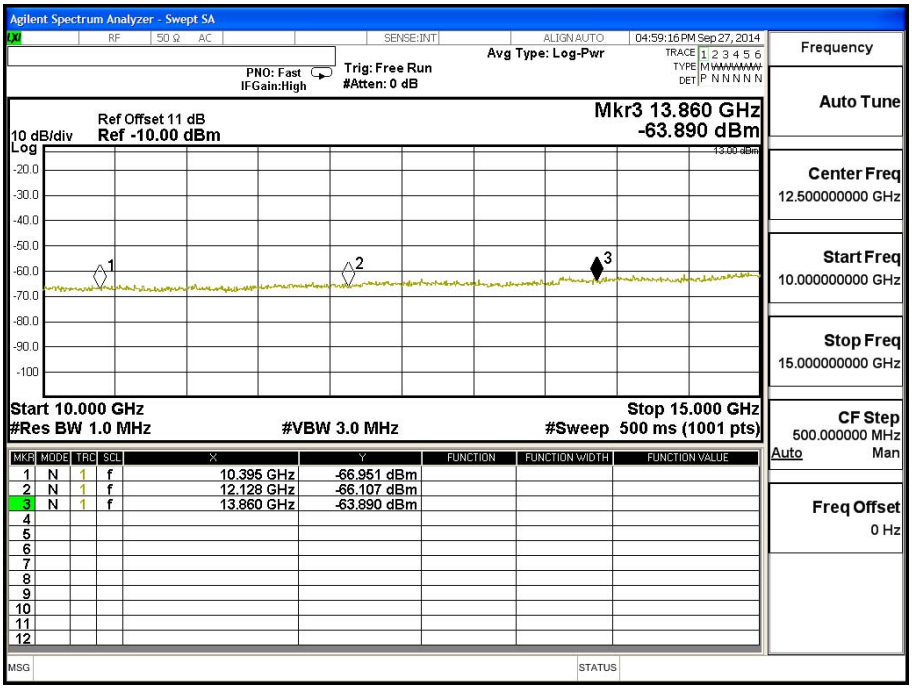
Agilent Spectrum Analyzer - Swept SA
RF 50 Ω AC
SENSE:INT
ALIGN AUTO
04:59:16 PM Sep 27, 2014
Avg Type: Log-Pwr
TRACE 1 2 3 4 5 6
TYPE M
DET P N N N N N
PNO: Fast
IFGain:High
Trig: Free Run
#Atten: 0 dB
Mkr3 13.860 GHz
-63.890 dBm
Ref Offset 11 dB
10 dB/div
Ref -10.00 dBm
Log
Start 10.000 GHz
#Res BW 1.0 MHz
#VBW 3.0 MHz
Stop 15.000 GHz
#Sweep 500 ms (1001 pts)
MKR MODE TRC SCL X Y FUNCTION FUNCTION WIDTH FUNCTION VALUE
1 N 1 f 10.395 GHz -66.951 dBm
2 N 1 f 12.128 GHz -66.107 dBm
3 N 1 f 13.860 GHz -63.890 dBm
Frequency
Auto Tune
Center Freq
12.500000000 GHz
Start Freq
10.000000000 GHz
Stop Freq
15.000000000 GHz
CF Step
500.000000 MHz
Auto Man
Freq Offset
0 Hz
MSG
STATUS

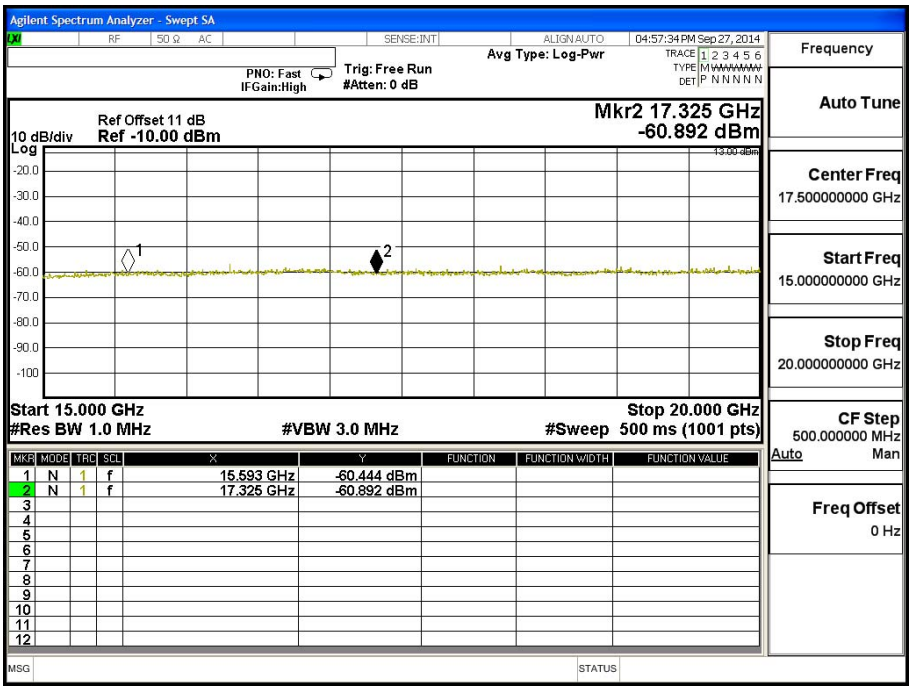
Agilent Spectrum Analyzer - Swept SA
RF 50 Ω AC
SENSE:INT
ALIGN AUTO
04:57:34 PM Sep 27, 2014
Avg Type: Log-Pwr
TRACE 1 2 3 4 5 6
TYPE M
DET P N N N N N
PNO: Fast
IFGain:High
Trig: Free Run
#Atten: 0 dB
Mkr2 17.325 GHz
-60.892 dBm
Ref Offset 11 dB
10 dB/div
Ref -10.00 dBm
Log
Start 15.000 GHz
#Res BW 1.0 MHz
#VBW 3.0 MHz
Stop 20.000 GHz
#Sweep 500 ms (1001 pts)
MKR MODE TRC SCL X Y FUNCTION FUNCTION WIDTH FUNCTION VALUE
1 N 1 f 15.593 GHz -60.444 dBm
2 N 1 f 17.325 GHz -60.892 dBm
Frequency
Auto Tune
Center Freq
17.500000000 GHz
Start Freq
15.000000000 GHz
Stop Freq
20.000000000 GHz
CF Step
500.000000 MHz
Auto Man
Freq Offset
0 Hz
MSG
STATUS

Product	Intel 7260M2NA		
Test Mode	Spurious Emission (Conducted)		
Date of Test	2014/09/19	Test Site	CTR
Test Condition	LTE-Band 4 (10M)	Test Range	30MHz~20GHz

LTE-Band 4 (10M) QPSK(1,0) CH20350

Frequency (MHz)	Reading Level (dBm)	Path Loss (dB)	Emission Level (dBm)	Limit (dBm)
3492	-52.090	1.1	-50.990	-13
5250	-65.457	1.23	-64.227	-13
7000	-66.479	1.59	-64.889	-13
8750	-65.605	1.89	-63.715	-13
10500	-65.874	2.07	-63.804	-13
12250	-64.519	2.26	-62.259	-13
14000	-62.884	2.64	-60.244	-13
15750	-60.815	3.5	-57.315	-13
17500	-59.132	3.7	-55.432	-13

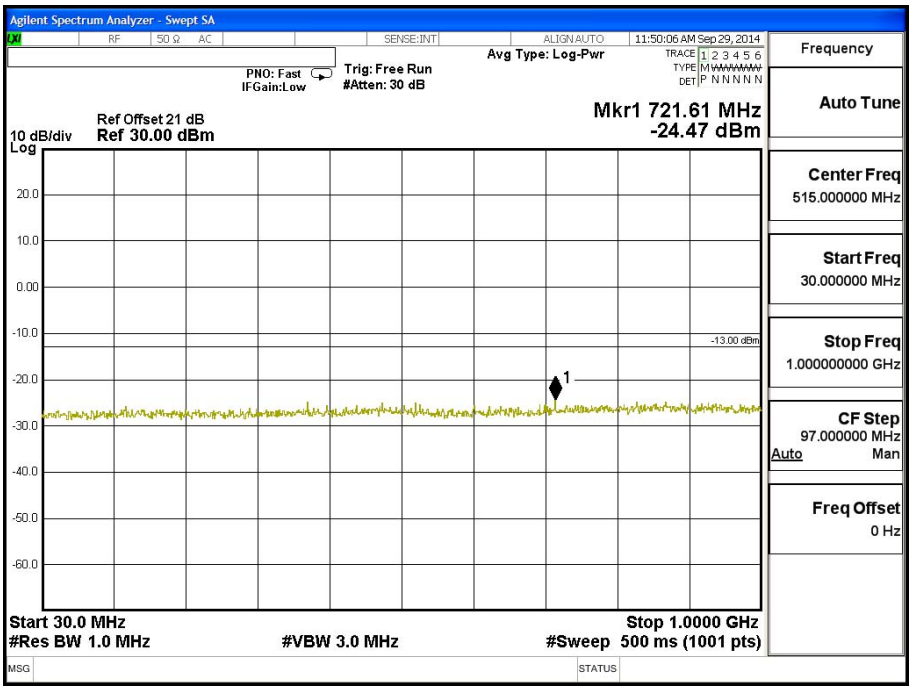

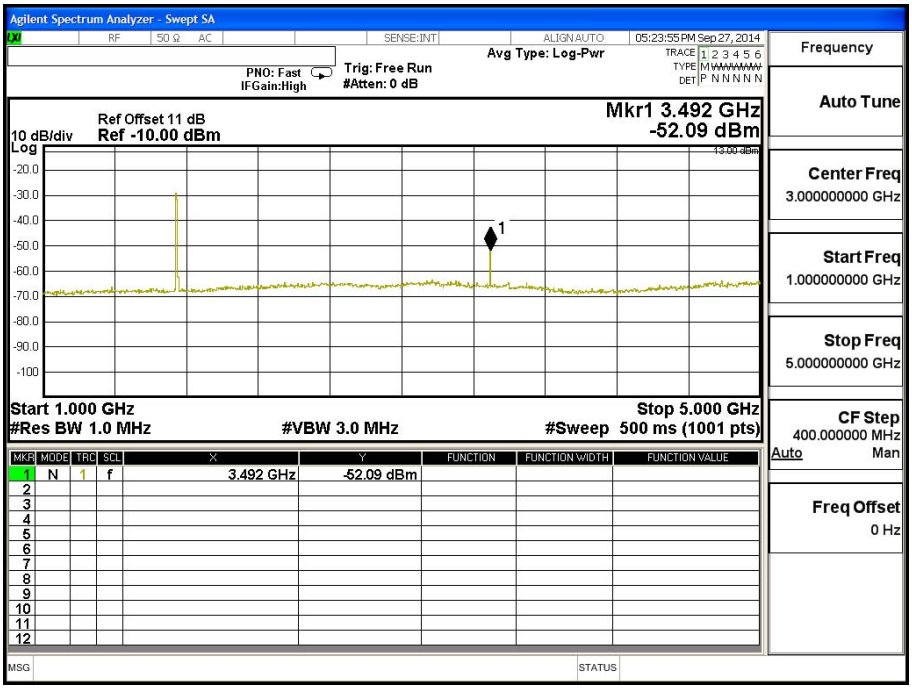
Agilent Spectrum Analyzer - Swept SA
RF 50 Ω AC
SENSE:INT
ALIGN AUTO
05:23:55 PM Sep 27, 2014
Avg Type: Log-Pwr
PNO: Fast
IFGain:High
Trig: Free Run
#Atten: 0 dB
Ref Offset 11 dB
10 dB/div
Ref -10.00 dBm
Mkr1 3.492 GHz
-52.09 dBm
Start 1.000 GHz
#Res BW 1.0 MHz
#VBW 3.0 MHz
Stop 5.000 GHz
#Sweep 500 ms (1001 pts)
Frequency
Auto Tune
Center Freq
3.000000000 GHz
Start Freq
1.000000000 GHz
Stop Freq
5.000000000 GHz
CF Step
400.000000 MHz
Auto Man
Freq Offset
0 Hz
1 N 1 f 3.492 GHz -52.09 dBm

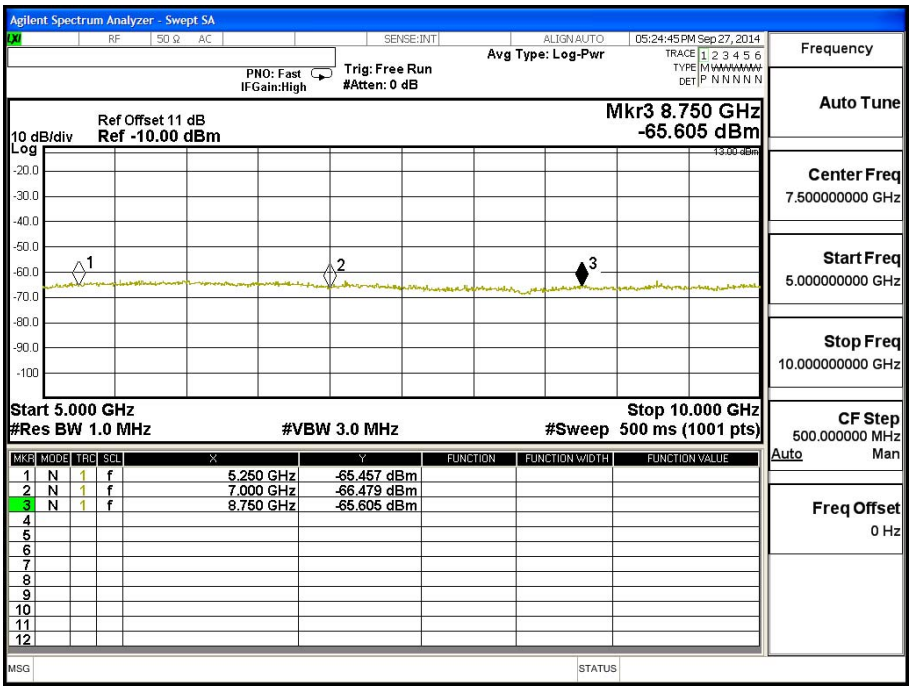
Agilent Spectrum Analyzer - Swept SA
RF 50 Ω AC
SENSE:INT
ALIGN AUTO
05:24:45 PM Sep 27, 2014
Avg Type: Log-Pwr
PNO: Fast
IFGain:High
Trig: Free Run
#Atten: 0 dB
Ref Offset 11 dB
10 dB/div
Ref -10.00 dBm
Mkr3 8.750 GHz
-65.605 dBm
Start 5.000 GHz
#Res BW 1.0 MHz
#VBW 3.0 MHz
Stop 10.000 GHz
#Sweep 500 ms (1001 pts)
Frequency
Auto Tune
Center Freq
7.500000000 GHz
Start Freq
5.000000000 GHz
Stop Freq
10.000000000 GHz
CF Step
500.000000 MHz
Auto Man
Freq Offset
0 Hz
1 N 1 f 5.250 GHz -65.457 dBm
2 N 1 f 7.000 GHz -66.479 dBm
3 N 1 f 8.750 GHz -65.605 dBm