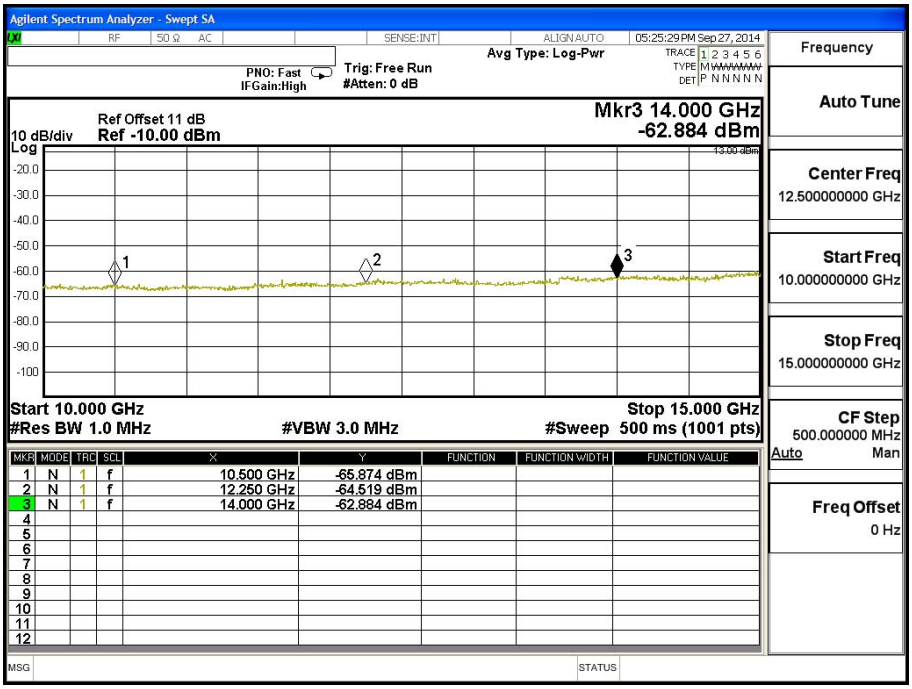
Agilent Spectrum Analyzer - Swept SA
05:25:29 PM Sep 27, 2014
Avg Type: Log-Pwr
PNO: Fast
IFGain:High
Trig: Free Run
#Atten: 0 dB
Ref Offset 11 dB
10 dB/div
Ref -10.00 dBm
Mkr3 14.000 GHz
-62.884 dBm
Start 10.000 GHz
#Res BW 1.0 MHz
#VBW 3.0 MHz
Stop 15.000 GHz
#Sweep 500 ms (1001 pts)
1 N 1 f 10.500 GHz -65.874 dBm
2 N 1 f 12.250 GHz -64.519 dBm
3 N 1 f 14.000 GHz -62.884 dBm
Frequency
Auto Tune
Center Freq
12.500000000 GHz
Start Freq
10.000000000 GHz
Stop Freq
15.000000000 GHz
CF Step
500.000000 MHz
Auto Man
Freq Offset
0 Hz

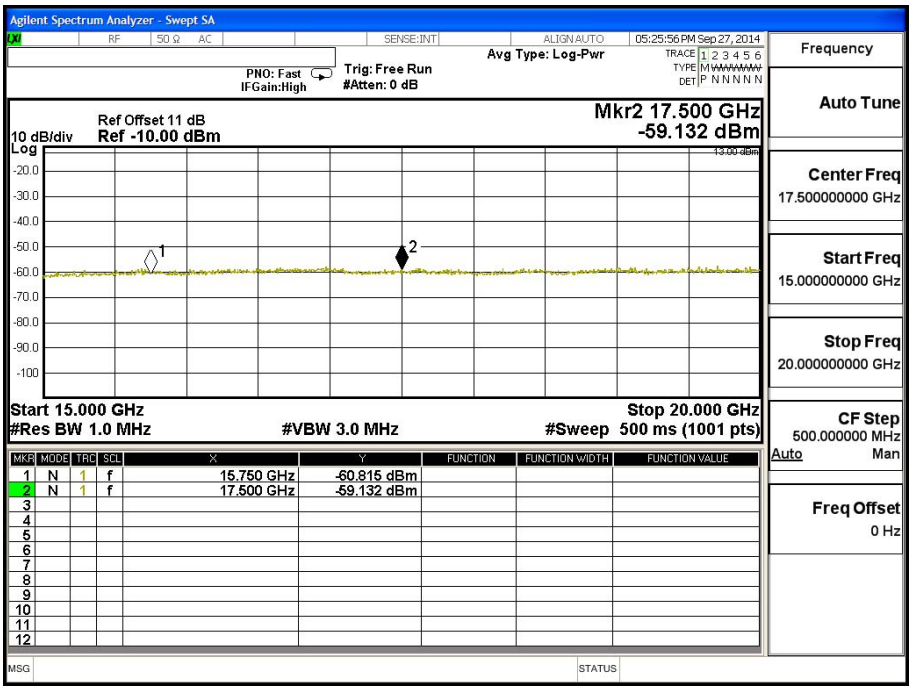
Agilent Spectrum Analyzer - Swept SA
05:25:56 PM Sep 27, 2014
Avg Type: Log-Pwr
PNO: Fast
IFGain:High
Trig: Free Run
#Atten: 0 dB
Ref Offset 11 dB
10 dB/div
Ref -10.00 dBm
Mkr2 17.500 GHz
-59.132 dBm
Start 15.000 GHz
#Res BW 1.0 MHz
#VBW 3.0 MHz
Stop 20.000 GHz
#Sweep 500 ms (1001 pts)
1 N 1 f 15.750 GHz -60.815 dBm
2 N 1 f 17.500 GHz -59.132 dBm
Frequency
Auto Tune
Center Freq
17.500000000 GHz
Start Freq
15.000000000 GHz
Stop Freq
20.000000000 GHz
CF Step
500.000000 MHz
Auto Man
Freq Offset
0 Hz

| | | | |
|---|---|---|---|
| Product | Intel 7260M2NA | | |
| Test Mode | Spurious Emission (Conducted) | | |
| Date of Test | 2014/09/19 | Test Site | CTR |
| Test Condition | LTE-Band 4 (10M) | Test Range | 30MHz~20GHz |

**LTE-Band 4 10M 16QAM(1,0) CH20000**

| Frequency (MHz) | Reading Level (dBm) | Path Loss (dB) | Emission Level (dBm) | Limit (dBm) |
|---|---|---|---|---|
| 3420 | -58.110 | 1.1 | -57.010 | -13 |
| 5130 | -58.402 | 1.23 | -57.172 | -13 |
| 6860 | -65.388 | 1.59 | -63.798 | -13 |
| 8575 | -66.480 | 1.89 | -64.590 | -13 |
| 10290 | -66.960 | 2.07 | -64.890 | -13 |
| 12005 | -65.920 | 2.26 | -63.660 | -13 |
| 13720 | -62.864 | 2.64 | -60.224 | -13 |
| 15435 | -60.356 | 3.5 | -56.856 | -13 |
| 17150 | -60.016 | 3.7 | -56.316 | -13 |

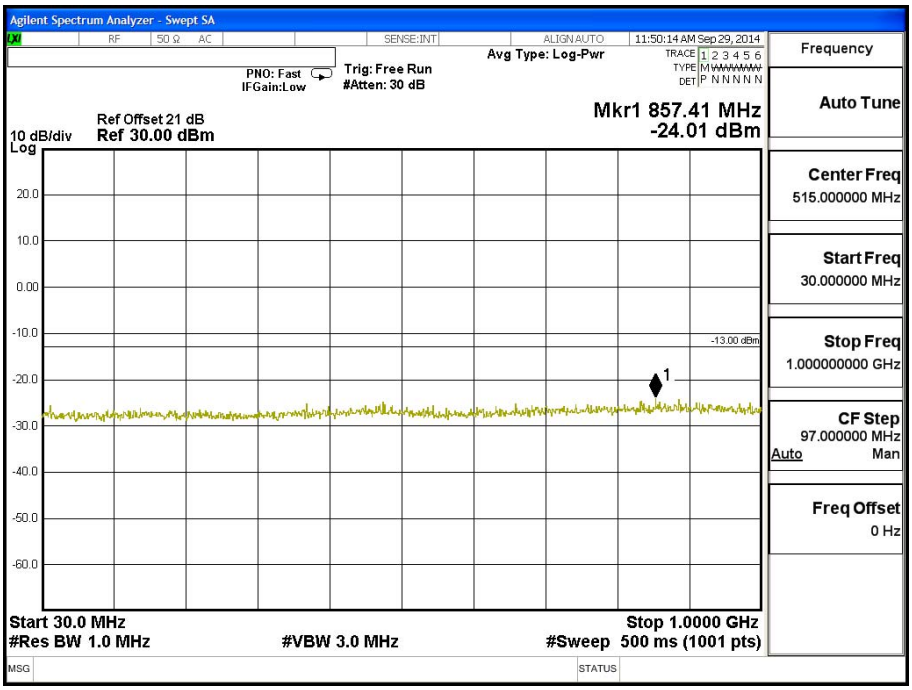

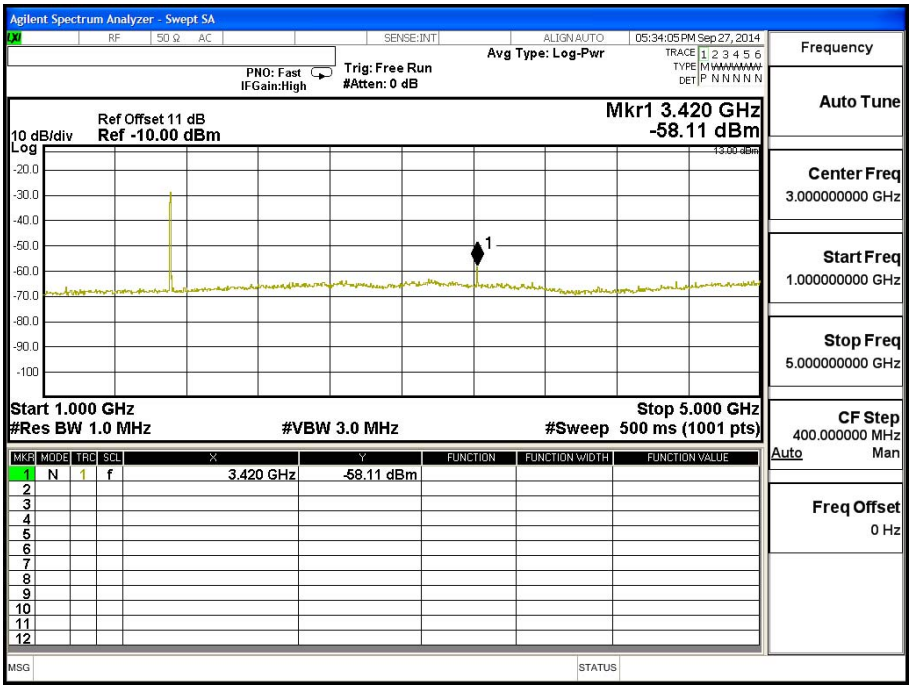
Agilent Spectrum Analyzer - Swept SA
05:34:05 PM Sep 27, 2014
Avg Type: Log-Pwr
PNO: Fast
IFGain:High
Trig: Free Run
#Atten: 0 dB
Ref Offset 11 dB
10 dB/div
Ref -10.00 dBm
Mkr1 3.420 GHz
-58.11 dBm
Start 1.000 GHz
#Res BW 1.0 MHz
#VBW 3.0 MHz
Stop 5.000 GHz
#Sweep 500 ms (1001 pts)
1 N 1 f 3.420 GHz -58.11 dBm
Frequency
Auto Tune
Center Freq
3.000000000 GHz
Start Freq
1.000000000 GHz
Stop Freq
5.000000000 GHz
CF Step
400.000000 MHz
Auto Man
Freq Offset
0 Hz

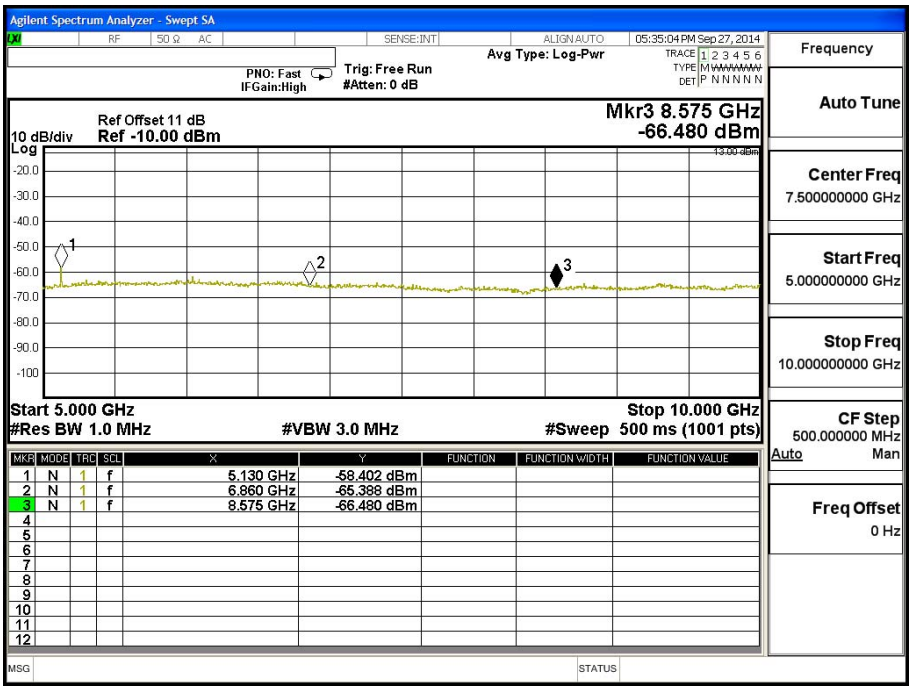
Agilent Spectrum Analyzer - Swept SA
05:35:04 PM Sep 27, 2014
Avg Type: Log-Pwr
PNO: Fast
IFGain:High
Trig: Free Run
#Atten: 0 dB
Ref Offset 11 dB
10 dB/div
Ref -10.00 dBm
Mkr3 8.575 GHz
-66.480 dBm
Start 5.000 GHz
#Res BW 1.0 MHz
#VBW 3.0 MHz
Stop 10.000 GHz
#Sweep 500 ms (1001 pts)
1 N 1 f 5.130 GHz -58.402 dBm
2 N 1 f 6.860 GHz -65.388 dBm
3 N 1 f 8.575 GHz -66.480 dBm
Frequency
Auto Tune
Center Freq
7.500000000 GHz
Start Freq
5.000000000 GHz
Stop Freq
10.000000000 GHz
CF Step
500.000000 MHz
Auto Man
Freq Offset
0 Hz

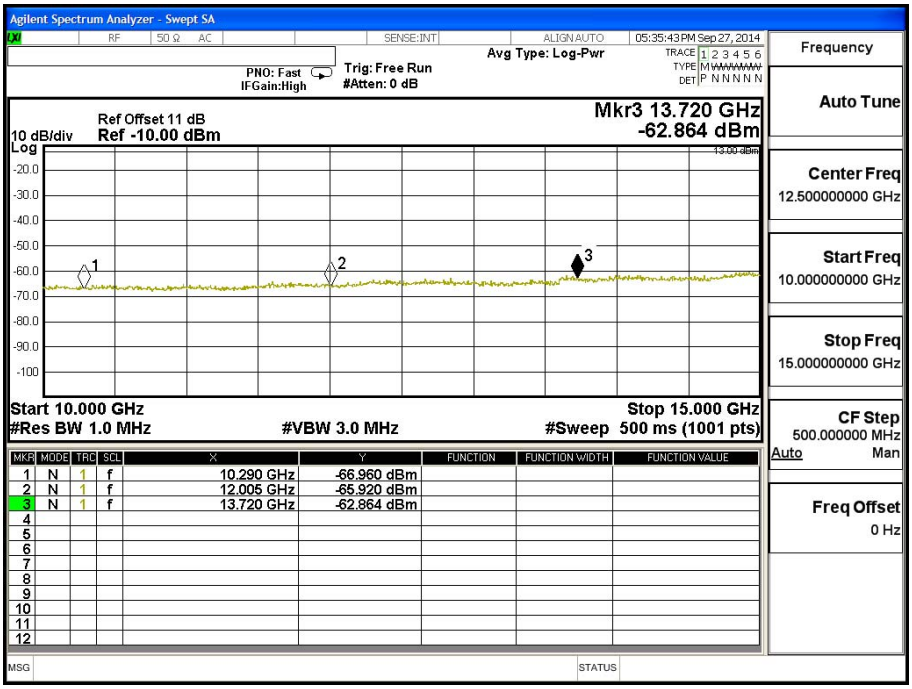
Agilent Spectrum Analyzer - Swept SA
05:35:43 PM Sep 27, 2014
Avg Type: Log-Pwr
PNO: Fast
IFGain:High
Trig: Free Run
#Atten: 0 dB
Ref Offset 11 dB
10 dB/div
Ref -10.00 dBm
Mkr3 13.720 GHz
-62.864 dBm
Start 10.000 GHz
#Res BW 1.0 MHz
#VBW 3.0 MHz
Stop 15.000 GHz
#Sweep 500 ms (1001 pts)
1 N 1 f 10.290 GHz -66.960 dBm
2 N 1 f 12.005 GHz -65.920 dBm
3 N 1 f 13.720 GHz -62.864 dBm
Frequency
Auto Tune
Center Freq
12.500000000 GHz
Start Freq
10.000000000 GHz
Stop Freq
15.000000000 GHz
CF Step
500.000000 MHz
Auto Man
Freq Offset
0 Hz

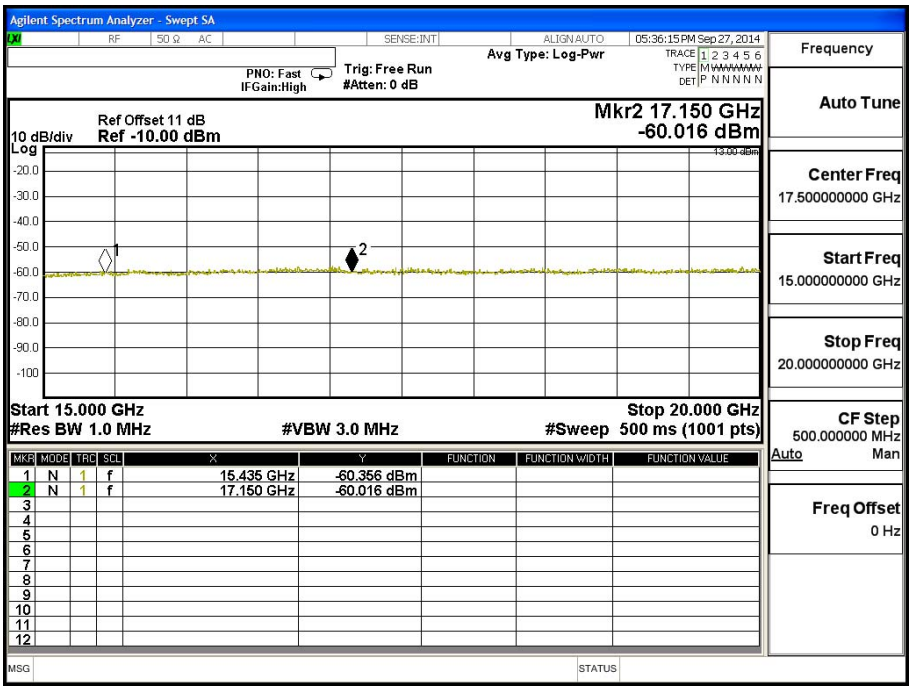
Agilent Spectrum Analyzer - Swept SA
05:36:15 PM Sep 27, 2014
Avg Type: Log-Pwr
PNO: Fast
IFGain:High
Trig: Free Run
#Atten: 0 dB
Ref Offset 11 dB
10 dB/div
Ref -10.00 dBm
Mkr2 17.150 GHz
-60.016 dBm
Start 15.000 GHz
#Res BW 1.0 MHz
#VBW 3.0 MHz
Stop 20.000 GHz
#Sweep 500 ms (1001 pts)
1 N 1 f 15.435 GHz -60.356 dBm
2 N 1 f 17.150 GHz -60.016 dBm
Frequency
Auto Tune
Center Freq
17.500000000 GHz
Start Freq
15.000000000 GHz
Stop Freq
20.000000000 GHz
CF Step
500.000000 MHz
Auto Man
Freq Offset
0 Hz

| | | | |
|---|---|---|---|
| Product | Intel 7260M2NA | | |
| Test Mode | Spurious Emission (Conducted) | | |
| Date of Test | 2014/09/19 | Test Site | CTR |
| Test Condition | LTE-Band 4 15M | Test Range | 30MHz~20GHz |

**LTE-Band 4 15M QPSK(1,0) CH20175**

| Frequency (MHz) | Reading Level (dBm) | Path Loss (dB) | Emission Level (dBm) | Limit (dBm) |
|---|---|---|---|---|
| 3452 | -55.470 | 1.1 | -54.370 | -13 |
| 5178 | -60.997 | 1.23 | -59.767 | -13 |
| 6930 | -65.376 | 1.59 | -63.786 | -13 |
| 8662.5 | -66.578 | 1.89 | -64.688 | -13 |
| 10395 | -66.919 | 2.07 | -64.849 | -13 |
| 12127.5 | -65.615 | 2.26 | -63.355 | -13 |
| 13860 | -63.939 | 2.64 | -61.299 | -13 |
| 15592.5 | -60.152 | 3.5 | -56.652 | -13 |
| 17325 | -59.619 | 3.7 | -55.919 | -13 |

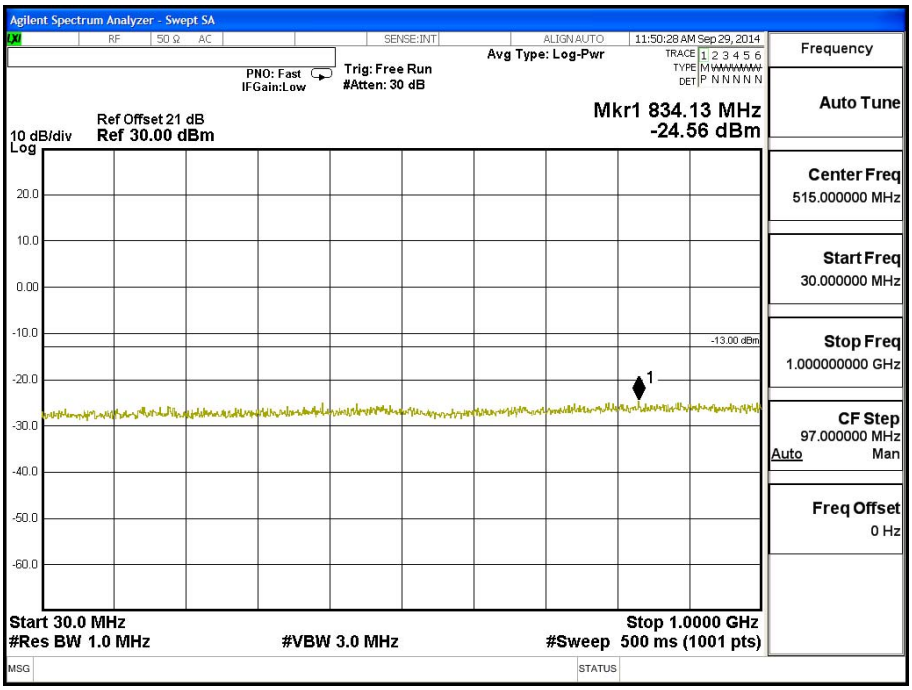

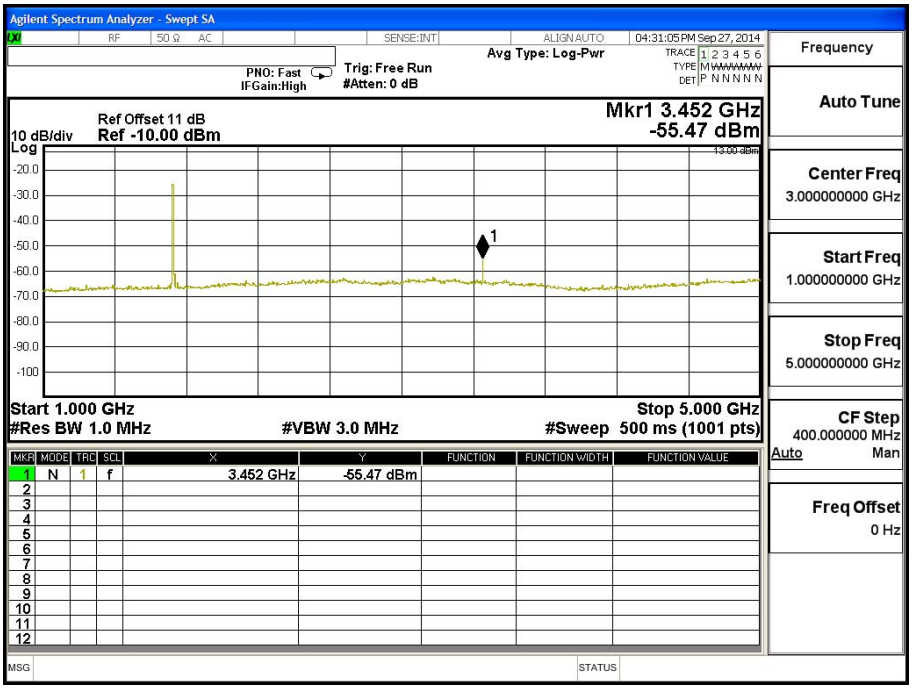
Agilent Spectrum Analyzer - Swept SA
RF 50 Ω AC
SENSE:INT
ALIGN AUTO
04:31:05 PM Sep 27, 2014
Avg Type: Log-Pwr
TRACE 1 2 3 4 5 6
TYPE M
DET P N N N N N
PNO: Fast
IFGain:High
Trig: Free Run
#Atten: 0 dB
Ref Offset 11 dB
10 dB/div
Ref -10.00 dBm
Mkr1 3.452 GHz
-55.47 dBm
Log
-20.0
-30.0
-40.0
-50.0
-60.0
-70.0
-80.0
-90.0
-100
Start 1.000 GHz
#Res BW 1.0 MHz
#VBW 3.0 MHz
Stop 5.000 GHz
#Sweep 500 ms (1001 pts)
MKR MODE TRC SCL X Y FUNCTION FUNCTION WIDTH FUNCTION VALUE
1 N 1 f 3.452 GHz -55.47 dBm
Frequency
Auto Tune
Center Freq
3.000000000 GHz
Start Freq
1.000000000 GHz
Stop Freq
5.000000000 GHz
CF Step
400.000000 MHz
Auto Man
Freq Offset
0 Hz
MSG
STATUS

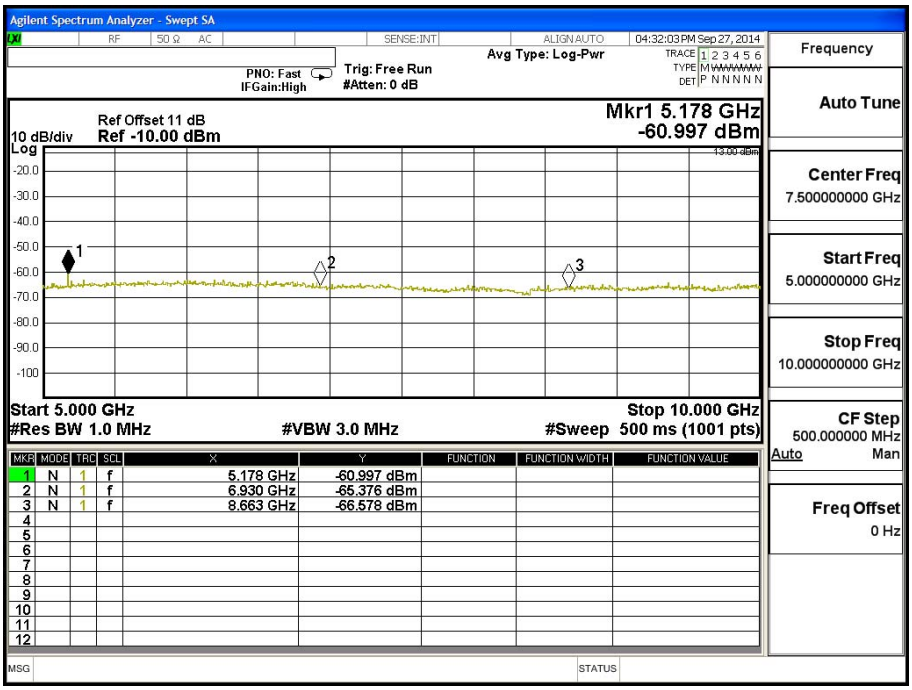
Agilent Spectrum Analyzer - Swept SA
RF 50 Ω AC
SENSE:INT
ALIGN AUTO
04:32:03 PM Sep 27, 2014
Avg Type: Log-Pwr
TRACE 1 2 3 4 5 6
TYPE M
DET P N N N N N
PNO: Fast
IFGain:High
Trig: Free Run
#Atten: 0 dB
Ref Offset 11 dB
10 dB/div
Ref -10.00 dBm
Mkr1 5.178 GHz
-60.997 dBm
Log
-20.0
-30.0
-40.0
-50.0
-60.0
-70.0
-80.0
-90.0
-100
Start 5.000 GHz
#Res BW 1.0 MHz
#VBW 3.0 MHz
Stop 10.000 GHz
#Sweep 500 ms (1001 pts)
MKR MODE TRC SCL X Y FUNCTION FUNCTION WIDTH FUNCTION VALUE
1 N 1 f 5.178 GHz -60.997 dBm
2 N 1 f 6.930 GHz -65.376 dBm
3 N 1 f 8.663 GHz -66.578 dBm
Frequency
Auto Tune
Center Freq
7.500000000 GHz
Start Freq
5.000000000 GHz
Stop Freq
10.000000000 GHz
CF Step
500.000000 MHz
Auto Man
Freq Offset
0 Hz
MSG
STATUS

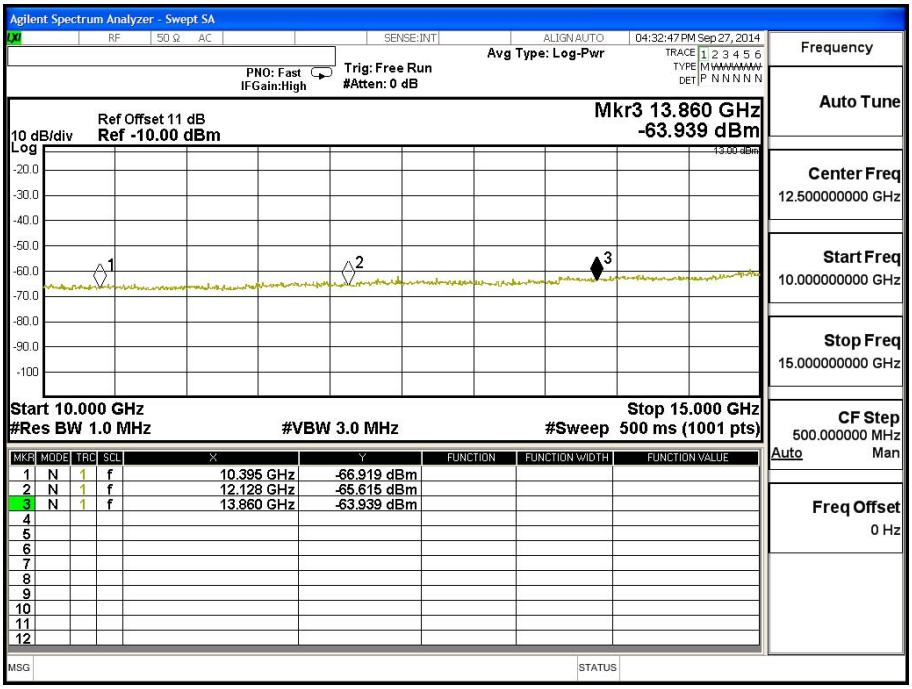
Agilent Spectrum Analyzer - Swept SA
RF 50 Ω AC
SENSE:INT
ALIGN AUTO
04:32:47 PM Sep 27, 2014
Avg Type: Log-Pwr
TRACE 1 2 3 4 5 6
TYPE M
DET P N N N N N
PNO: Fast
IFGain:High
Trig: Free Run
#Atten: 0 dB
Mkr3 13.860 GHz
-63.939 dBm
Ref Offset 11 dB
10 dB/div
Ref -10.00 dBm
Log
-20.0
-30.0
-40.0
-50.0
-60.0
-70.0
-80.0
-90.0
-100
Start 10.000 GHz
#Res BW 1.0 MHz
#VBW 3.0 MHz
Stop 15.000 GHz
#Sweep 500 ms (1001 pts)
MKR MODE TRC SCL X Y FUNCTION FUNCTION WIDTH FUNCTION VALUE
1 N 1 f 10.395 GHz -66.919 dBm
2 N 1 f 12.128 GHz -65.615 dBm
3 N 1 f 13.860 GHz -63.939 dBm
Frequency
Auto Tune
Center Freq
12.500000000 GHz
Start Freq
10.000000000 GHz
Stop Freq
15.000000000 GHz
CF Step
500.000000 MHz
Auto Man
Freq Offset
0 Hz
MSG
STATUS

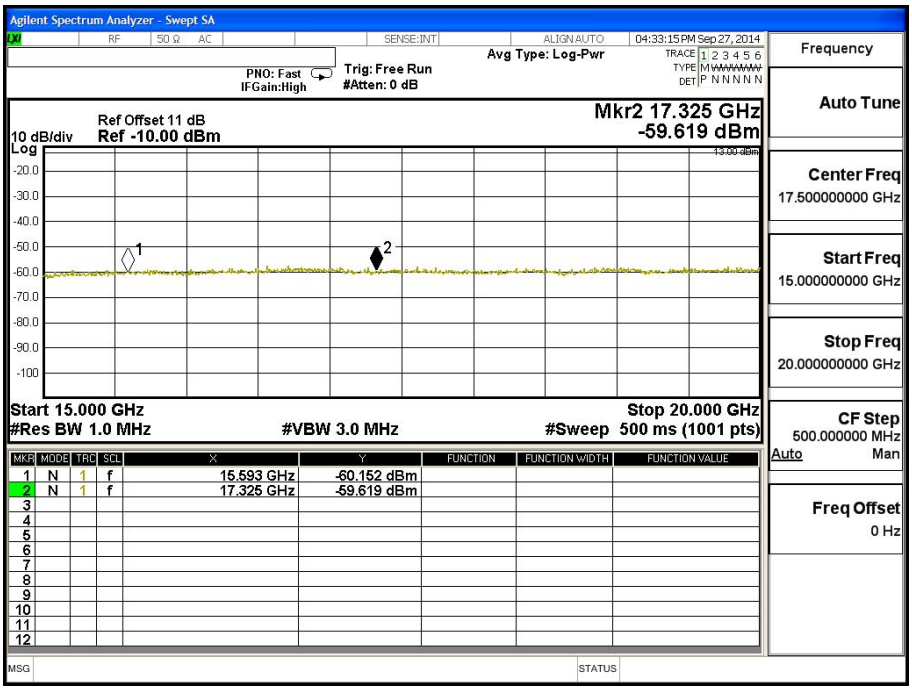
Agilent Spectrum Analyzer - Swept SA
RF 50 Ω AC
SENSE:INT
ALIGN AUTO
04:33:15 PM Sep 27, 2014
Avg Type: Log-Pwr
TRACE 1 2 3 4 5 6
TYPE M
DET P N N N N N
PNO: Fast
IFGain:High
Trig: Free Run
#Atten: 0 dB
Mkr2 17.325 GHz
-59.619 dBm
Ref Offset 11 dB
10 dB/div
Ref -10.00 dBm
Log
-20.0
-30.0
-40.0
-50.0
-60.0
-70.0
-80.0
-90.0
-100
Start 15.000 GHz
#Res BW 1.0 MHz
#VBW 3.0 MHz
Stop 20.000 GHz
#Sweep 500 ms (1001 pts)
MKR MODE TRC SCL X Y FUNCTION FUNCTION WIDTH FUNCTION VALUE
1 N 1 f 15.593 GHz -60.152 dBm
2 N 1 f 17.325 GHz -59.619 dBm
Frequency
Auto Tune
Center Freq
17.500000000 GHz
Start Freq
15.000000000 GHz
Stop Freq
20.000000000 GHz
CF Step
500.000000 MHz
Auto Man
Freq Offset
0 Hz
MSG
STATUS

| | | | |
|---|---|---|---|
| Product | Intel 7260M2NA | | |
| Test Mode | Spurious Emission (Conducted) | | |
| Date of Test | 2014/09/19 | Test Site | CTR |
| Test Condition | LTE-Band 4 (15M) | Test Range | 30MHz~20GHz |

**LTE-Band 4 (15M) 16QAM(1,0) CH20175**

| Frequency (MHz) | Reading Level (dBm) | Path Loss (dB) | Emission Level (dBm) | Limit (dBm) |
|---|---|---|---|---|
| 3452 | -55.910 | 1.1 | -54.810 | -13 |
| 5175 | -60.000 | 1.23 | -58.770 | -13 |
| 6930 | -65.653 | 1.59 | -64.063 | -13 |
| 8662.5 | -66.345 | 1.89 | -64.455 | -13 |
| 10375 | -64.894 | 2.07 | -62.824 | -13 |
| 12127.5 | -65.748 | 2.26 | -63.488 | -13 |
| 13860 | -63.456 | 2.64 | -60.816 | -13 |
| 15592.5 | -60.605 | 3.5 | -57.105 | -13 |
| 17325 | -60.083 | 3.7 | -56.383 | -13 |

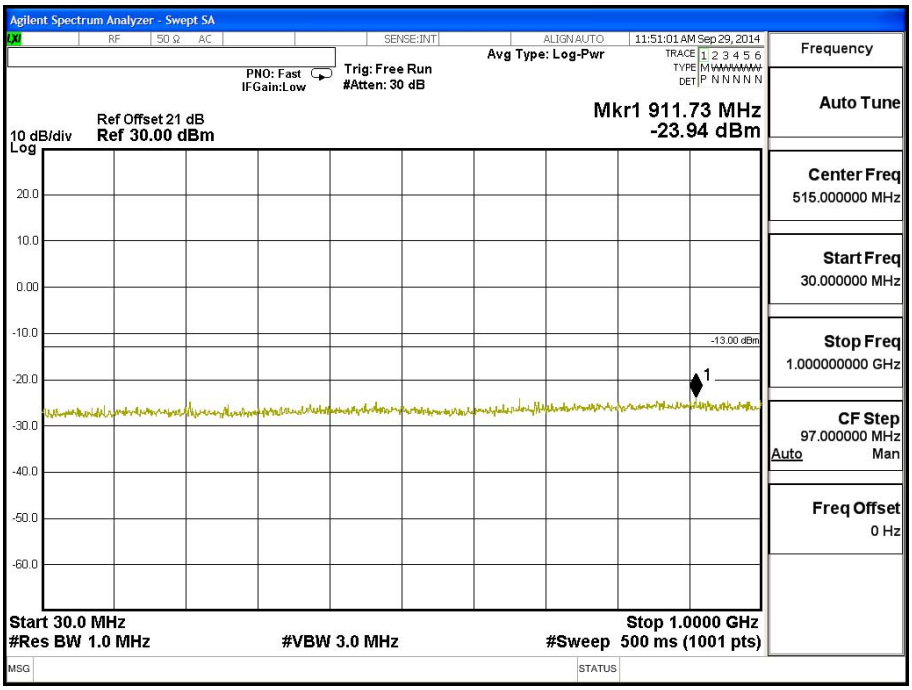

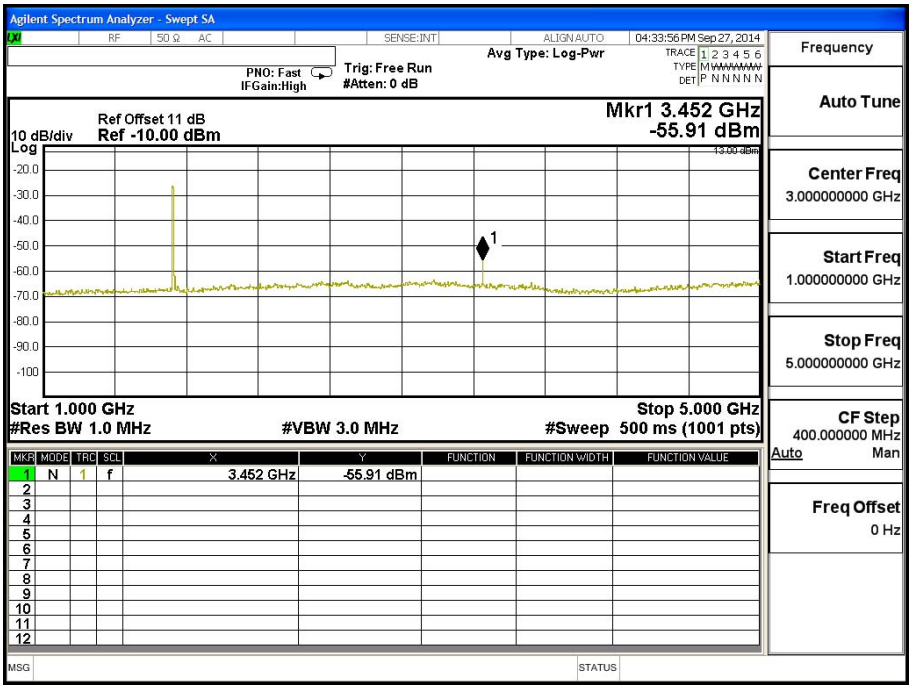
Agilent Spectrum Analyzer - Swept SA
RF 50 Ω AC
SENSE:INT
ALIGN AUTO
04:33:56 PM Sep 27, 2014
Avg Type: Log-Pwr
PNO: Fast
IFGain:High
Trig: Free Run
#Atten: 0 dB
Ref Offset 11 dB
10 dB/div
Ref -10.00 dBm
Mkr1 3.452 GHz
-55.91 dBm
Start 1.000 GHz
#Res BW 1.0 MHz
#VBW 3.0 MHz
Stop 5.000 GHz
#Sweep 500 ms (1001 pts)
1 N 1 f 3.452 GHz -55.91 dBm
Frequency
Auto Tune
Center Freq
3.000000000 GHz
Start Freq
1.000000000 GHz
Stop Freq
5.000000000 GHz
CF Step
400.000000 MHz
Auto Man
Freq Offset
0 Hz

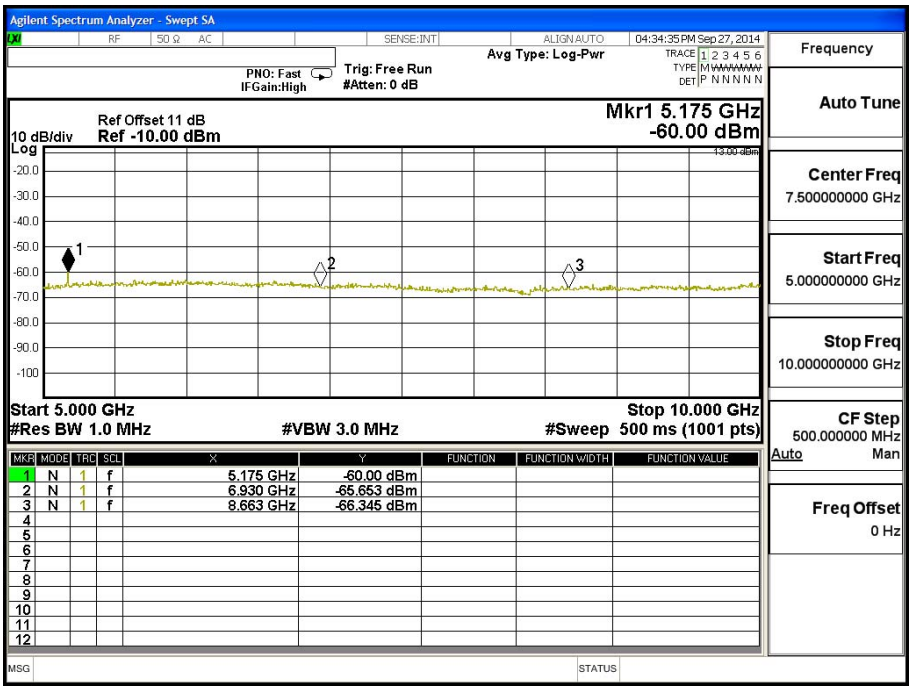
Agilent Spectrum Analyzer - Swept SA
RF 50 Ω AC
SENSE:INT
ALIGN AUTO
04:34:35 PM Sep 27, 2014
Avg Type: Log-Pwr
PNO: Fast
IFGain:High
Trig: Free Run
#Atten: 0 dB
Ref Offset 11 dB
10 dB/div
Ref -10.00 dBm
Mkr1 5.175 GHz
-60.00 dBm
Start 5.000 GHz
#Res BW 1.0 MHz
#VBW 3.0 MHz
Stop 10.000 GHz
#Sweep 500 ms (1001 pts)
1 N 1 f 5.175 GHz -60.00 dBm
2 N 1 f 6.930 GHz -65.653 dBm
3 N 1 f 8.663 GHz -66.345 dBm
Frequency
Auto Tune
Center Freq
7.500000000 GHz
Start Freq
5.000000000 GHz
Stop Freq
10.000000000 GHz
CF Step
500.000000 MHz
Auto Man
Freq Offset
0 Hz

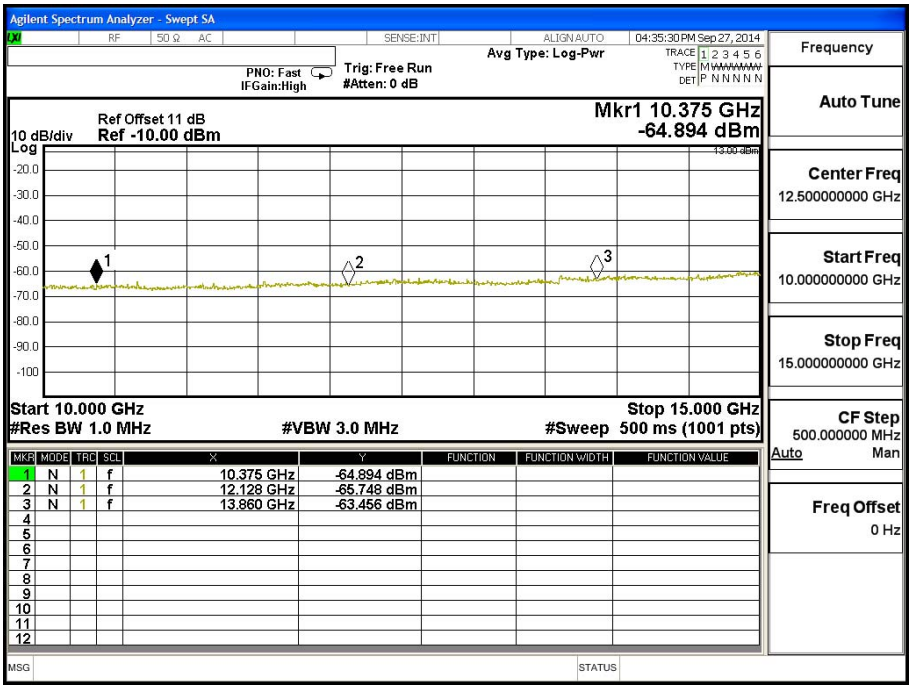
Agilent Spectrum Analyzer - Swept SA
RF 50 Ω AC
SENSE:INT
ALIGN AUTO
04:35:30 PM Sep 27, 2014
Avg Type: Log-Pwr
PNO: Fast
IFGain:High
Trig: Free Run
#Atten: 0 dB
Ref Offset 11 dB
10 dB/div Ref -10.00 dBm
Mkr1 10.375 GHz
-64.894 dBm
Start 10.000 GHz
#Res BW 1.0 MHz
#VBW 3.0 MHz
Stop 15.000 GHz
#Sweep 500 ms (1001 pts)
1 N 1 f 10.375 GHz -64.894 dBm
2 N 1 f 12.128 GHz -65.748 dBm
3 N 1 f 13.860 GHz -63.456 dBm
Frequency
Auto Tune
Center Freq
12.500000000 GHz
Start Freq
10.000000000 GHz
Stop Freq
15.000000000 GHz
CF Step
500.000000 MHz
Auto Man
Freq Offset
0 Hz

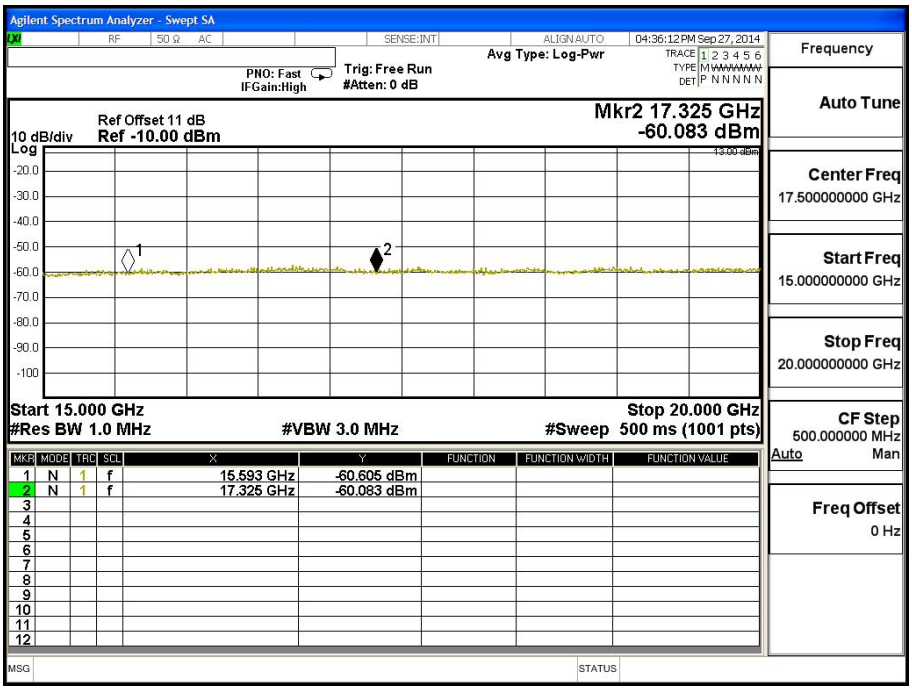
Agilent Spectrum Analyzer - Swept SA
RF 50 Ω AC
SENSE:INT
ALIGN AUTO
04:36:12 PM Sep 27, 2014
Avg Type: Log-Pwr
PNO: Fast
IFGain:High
Trig: Free Run
#Atten: 0 dB
Ref Offset 11 dB
10 dB/div Ref -10.00 dBm
Mkr2 17.325 GHz
-60.083 dBm
Start 15.000 GHz
#Res BW 1.0 MHz
#VBW 3.0 MHz
Stop 20.000 GHz
#Sweep 500 ms (1001 pts)
1 N 1 f 15.593 GHz -60.605 dBm
2 N 1 f 17.325 GHz -60.083 dBm
Frequency
Auto Tune
Center Freq
17.500000000 GHz
Start Freq
15.000000000 GHz
Stop Freq
20.000000000 GHz
CF Step
500.000000 MHz
Auto Man
Freq Offset
0 Hz

| | | | |
|---|---|---|---|
| Product | Intel 7260M2NA | | |
| Test Mode | Spurious Emission (Conducted) | | |
| Date of Test | 2014/09/19 | Test Site | CTR |
| Test Condition | LTE-Band 4 (20M) | Test Range | 30MHz~20GHz |

**LTE-Band 4 (20M) QPSK(1,0) CH20300**

| Frequency (MHz) | Reading Level (dBm) | Path Loss (dB) | Emission Level (dBm) | Limit (dBm) |
|---|---|---|---|---|
| 3472 | -51.520 | 1.1 | -50.420 | -13 |
| 5210 | -62.554 | 1.23 | -61.324 | -13 |
| 6980 | -65.955 | 1.59 | -64.365 | -13 |
| 8725 | -66.183 | 1.89 | -64.293 | -13 |
| 10470 | -66.496 | 2.07 | -64.426 | -13 |
| 12215 | -64.361 | 2.26 | -62.101 | -13 |
| 13960 | -62.509 | 2.64 | -59.869 | -13 |
| 15705 | -59.736 | 3.5 | -56.236 | -13 |
| 17450 | -60.039 | 3.7 | -56.339 | -13 |

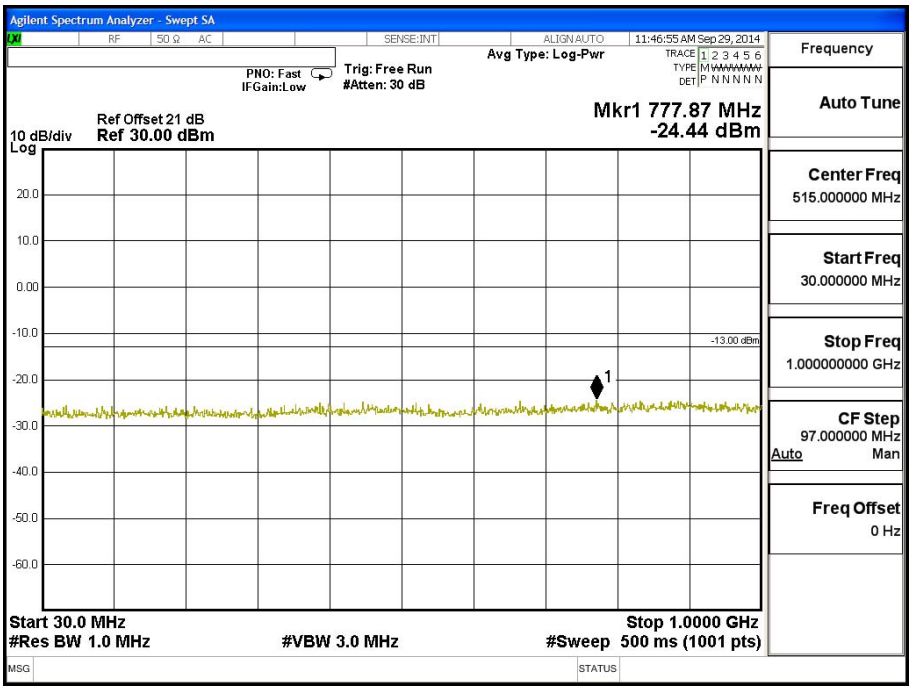

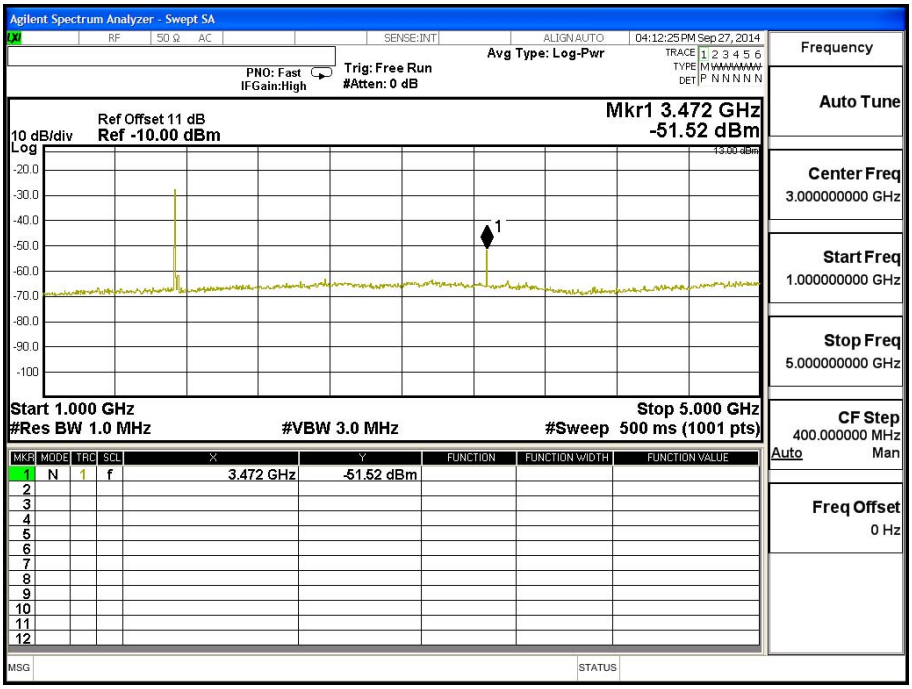
Agilent Spectrum Analyzer - Swept SA
RF 50 Ω AC
SENSE:INT
ALIGN AUTO
04:12:25 PM Sep 27, 2014
Avg Type: Log-Pwr
TRACE 1 2 3 4 5 6
TYPE M WWWWWW
DET P N N N N N
PNO: Fast
IFGain:High
Trig: Free Run
#Atten: 0 dB
Ref Offset 11 dB
10 dB/div
Ref -10.00 dBm
Mkr1 3.472 GHz
-51.52 dBm
Log
-20.0
-30.0
-40.0
-50.0
-60.0
-70.0
-80.0
-90.0
-100
Start 1.000 GHz
#Res BW 1.0 MHz
#VBW 3.0 MHz
Stop 5.000 GHz
#Sweep 500 ms (1001 pts)
MKR MODE TRC SCL X Y FUNCTION FUNCTION WIDTH FUNCTION VALUE
1 N 1 f 3.472 GHz -51.52 dBm
Frequency
Auto Tune
Center Freq
3.000000000 GHz
Start Freq
1.000000000 GHz
Stop Freq
5.000000000 GHz
CF Step
400.000000 MHz
Auto Man
Freq Offset
0 Hz
MSG
STATUS

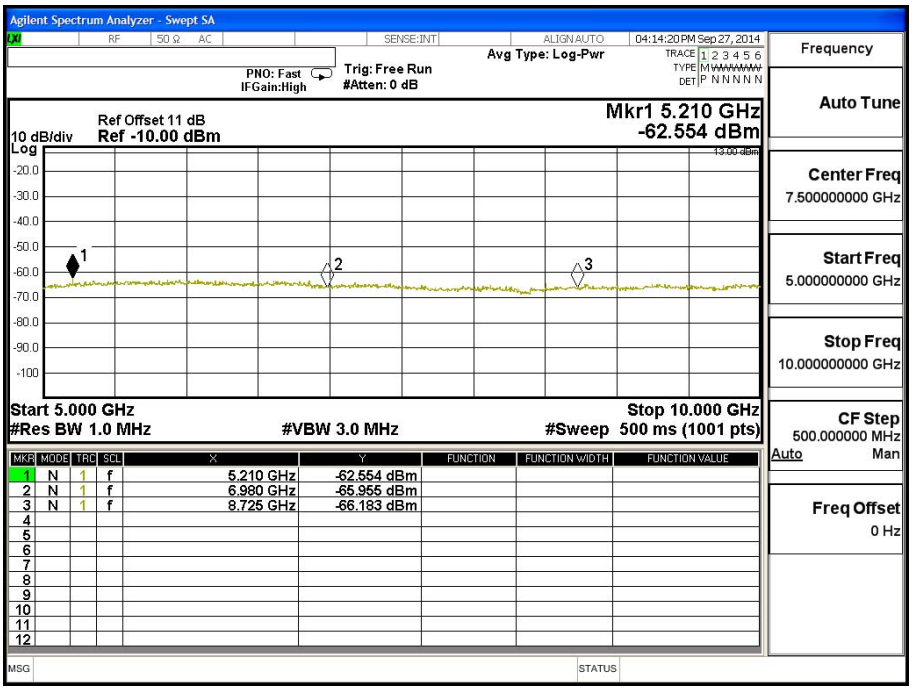
Agilent Spectrum Analyzer - Swept SA
RF 50 Ω AC
SENSE:INT
ALIGN AUTO
04:14:20 PM Sep 27, 2014
Avg Type: Log-Pwr
TRACE 1 2 3 4 5 6
TYPE M WWWWWW
DET P N N N N N
PNO: Fast
IFGain:High
Trig: Free Run
#Atten: 0 dB
Ref Offset 11 dB
10 dB/div
Ref -10.00 dBm
Mkr1 5.210 GHz
-62.554 dBm
Log
-20.0
-30.0
-40.0
-50.0
-60.0
-70.0
-80.0
-90.0
-100
Start 5.000 GHz
#Res BW 1.0 MHz
#VBW 3.0 MHz
Stop 10.000 GHz
#Sweep 500 ms (1001 pts)
MKR MODE TRC SCL X Y FUNCTION FUNCTION WIDTH FUNCTION VALUE
1 N 1 f 5.210 GHz -62.554 dBm
2 N 1 f 6.980 GHz -65.955 dBm
3 N 1 f 8.725 GHz -66.183 dBm
Frequency
Auto Tune
Center Freq
7.500000000 GHz
Start Freq
5.000000000 GHz
Stop Freq
10.000000000 GHz
CF Step
500.000000 MHz
Auto Man
Freq Offset
0 Hz
MSG
STATUS

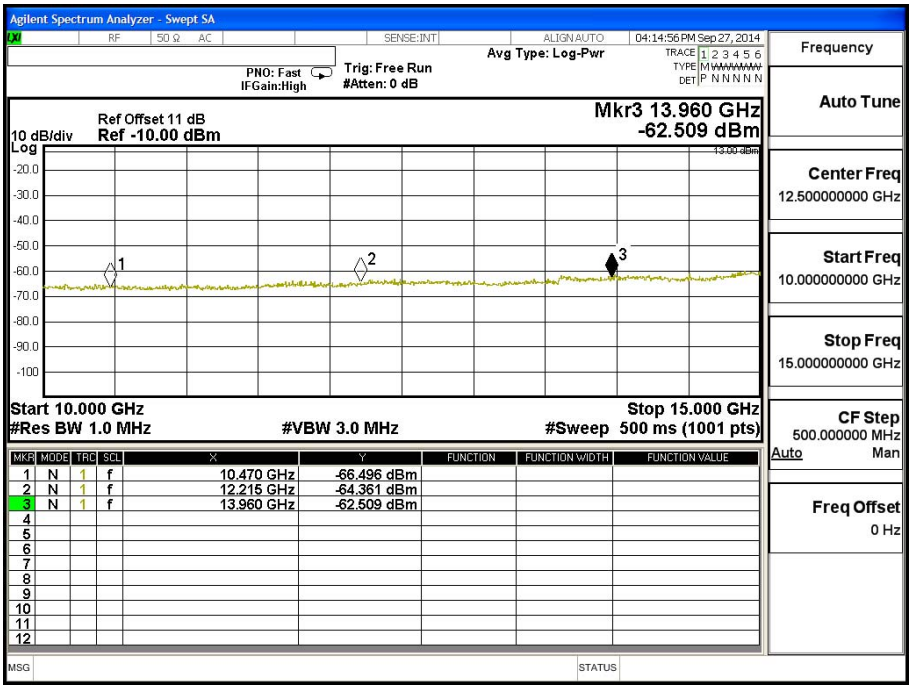
Agilent Spectrum Analyzer - Swept SA
RF 50 Ω AC
SENSE:INT
ALIGN AUTO
04:14:56 PM Sep 27, 2014
Avg Type: Log-Pwr
PNO: Fast
IFGain:High
Trig: Free Run
#Atten: 0 dB
Ref Offset 11 dB
10 dB/div Ref -10.00 dBm
Mkr3 13.960 GHz
-62.509 dBm
Start 10.000 GHz
#Res BW 1.0 MHz
#VBW 3.0 MHz
Stop 15.000 GHz
#Sweep 500 ms (1001 pts)
1 N 1 f 10.470 GHz -66.496 dBm
2 N 1 f 12.215 GHz -64.361 dBm
3 N 1 f 13.960 GHz -62.509 dBm
Frequency
Auto Tune
Center Freq
12.500000000 GHz
Start Freq
10.000000000 GHz
Stop Freq
15.000000000 GHz
CF Step
500.000000 MHz
Auto Man
Freq Offset
0 Hz

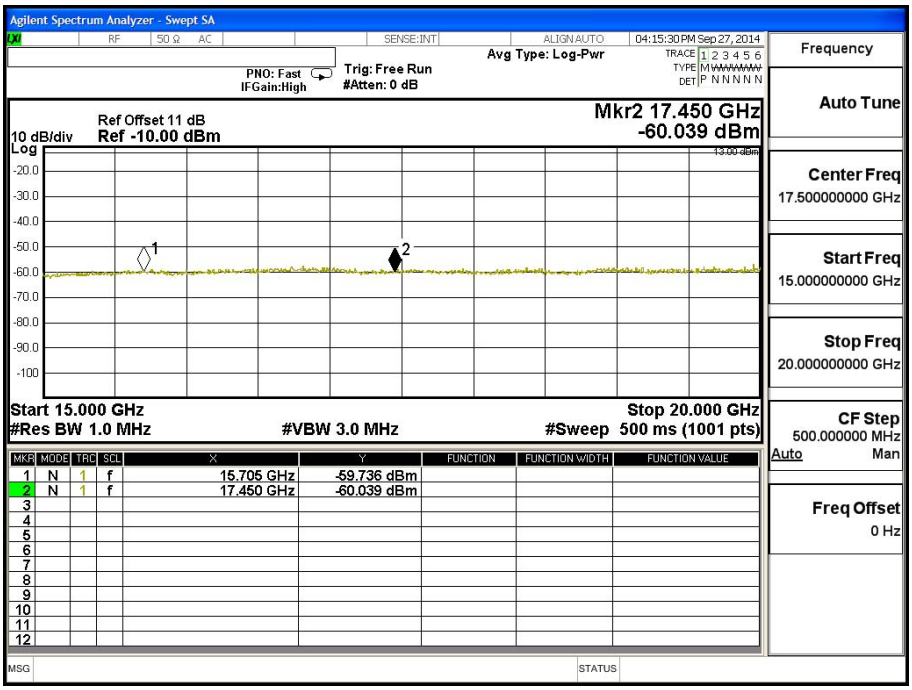
Agilent Spectrum Analyzer - Swept SA
RF 50 Ω AC
SENSE:INT
ALIGN AUTO
04:15:30 PM Sep 27, 2014
Avg Type: Log-Pwr
PNO: Fast
IFGain:High
Trig: Free Run
#Atten: 0 dB
Ref Offset 11 dB
10 dB/div Ref -10.00 dBm
Mkr2 17.450 GHz
-60.039 dBm
Start 15.000 GHz
#Res BW 1.0 MHz
#VBW 3.0 MHz
Stop 20.000 GHz
#Sweep 500 ms (1001 pts)
1 N 1 f 15.705 GHz -59.736 dBm
2 N 1 f 17.450 GHz -60.039 dBm
Frequency
Auto Tune
Center Freq
17.500000000 GHz
Start Freq
15.000000000 GHz
Stop Freq
20.000000000 GHz
CF Step
500.000000 MHz
Auto Man
Freq Offset
0 Hz

| | | | |
|---|---|---|---|
| Product | Intel 7260M2NA | | |
| Test Mode | Spurious Emission (Conducted) | | |
| Date of Test | 2014/09/19 | Test Site | CTR |
| Test Condition | LTE-Band 4 (20M) | Test Range | 30MHz~20GHz |

**LTE-Band 4 (20M) 16QAM(1,0) CH20300**

| Frequency (MHz) | Reading Level (dBm) | Path Loss (dB) | Emission Level (dBm) | Limit (dBm) |
|---|---|---|---|---|
| 3472 | -51.380 | 1.1 | -50.280 | -13 |
| 5235 | -65.375 | 1.23 | -64.145 | -13 |
| 6980 | -65.415 | 1.59 | -63.825 | -13 |
| 8725 | -66.568 | 1.89 | -64.678 | -13 |
| 10470 | -66.731 | 2.07 | -64.661 | -13 |
| 12215 | -65.240 | 2.26 | -62.980 | -13 |
| 13960 | -63.380 | 2.64 | -60.740 | -13 |
| 15705 | -59.845 | 3.5 | -56.345 | -13 |
| 17450 | -60.146 | 3.7 | -56.446 | -13 |

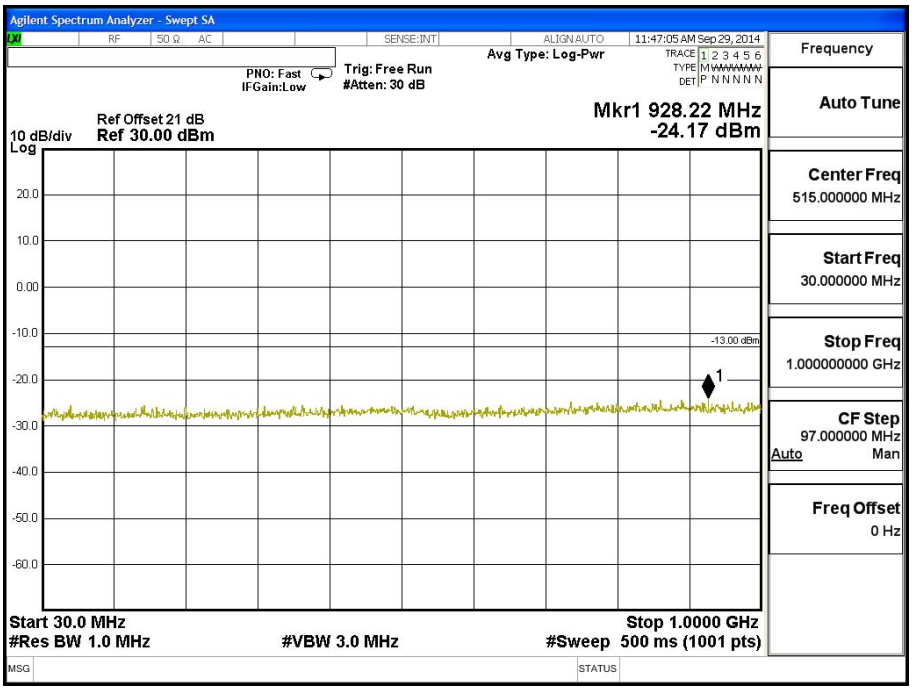

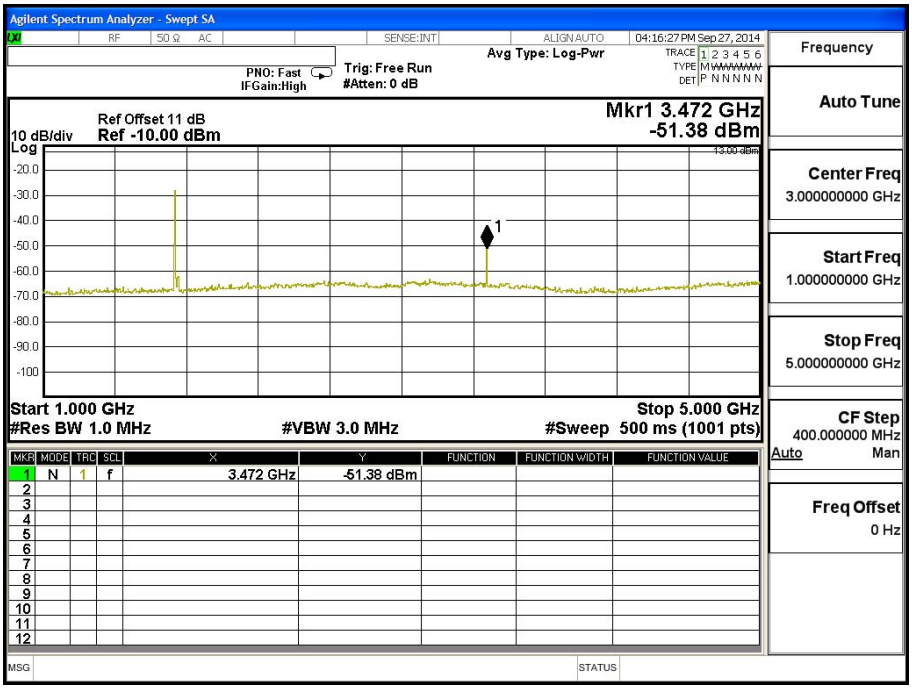
Agilent Spectrum Analyzer - Swept SA
RF 50 Ω AC
SENSE:INT
ALIGN AUTO
04:16:27 PM Sep 27, 2014
Avg Type: Log-Pwr
PNO: Fast
IFGain:High
Trig: Free Run
#Atten: 0 dB
Ref Offset 11 dB
10 dB/div
Ref -10.00 dBm
Mkr1 3.472 GHz
-51.38 dBm
Start 1.000 GHz
#Res BW 1.0 MHz
#VBW 3.0 MHz
Stop 5.000 GHz
#Sweep 500 ms (1001 pts)
1 N 1 f 3.472 GHz -51.38 dBm
Frequency
Auto Tune
Center Freq
3.000000000 GHz
Start Freq
1.000000000 GHz
Stop Freq
5.000000000 GHz
CF Step
400.000000 MHz
Auto Man
Freq Offset
0 Hz

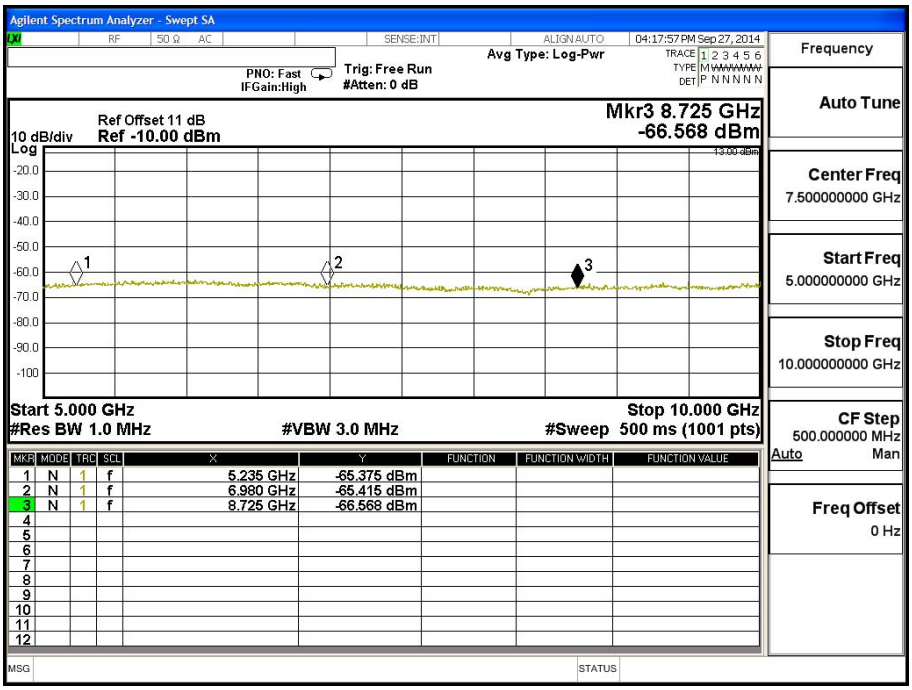
Agilent Spectrum Analyzer - Swept SA
RF 50 Ω AC
SENSE:INT
ALIGN AUTO
04:17:57 PM Sep 27, 2014
Avg Type: Log-Pwr
PNO: Fast
IFGain:High
Trig: Free Run
#Atten: 0 dB
Ref Offset 11 dB
10 dB/div
Ref -10.00 dBm
Mkr3 8.725 GHz
-66.568 dBm
Start 5.000 GHz
#Res BW 1.0 MHz
#VBW 3.0 MHz
Stop 10.000 GHz
#Sweep 500 ms (1001 pts)
1 N 1 f 5.235 GHz -65.375 dBm
2 N 1 f 6.980 GHz -65.415 dBm
3 N 1 f 8.725 GHz -66.568 dBm
Frequency
Auto Tune
Center Freq
7.500000000 GHz
Start Freq
5.000000000 GHz
Stop Freq
10.000000000 GHz
CF Step
500.000000 MHz
Auto Man
Freq Offset
0 Hz

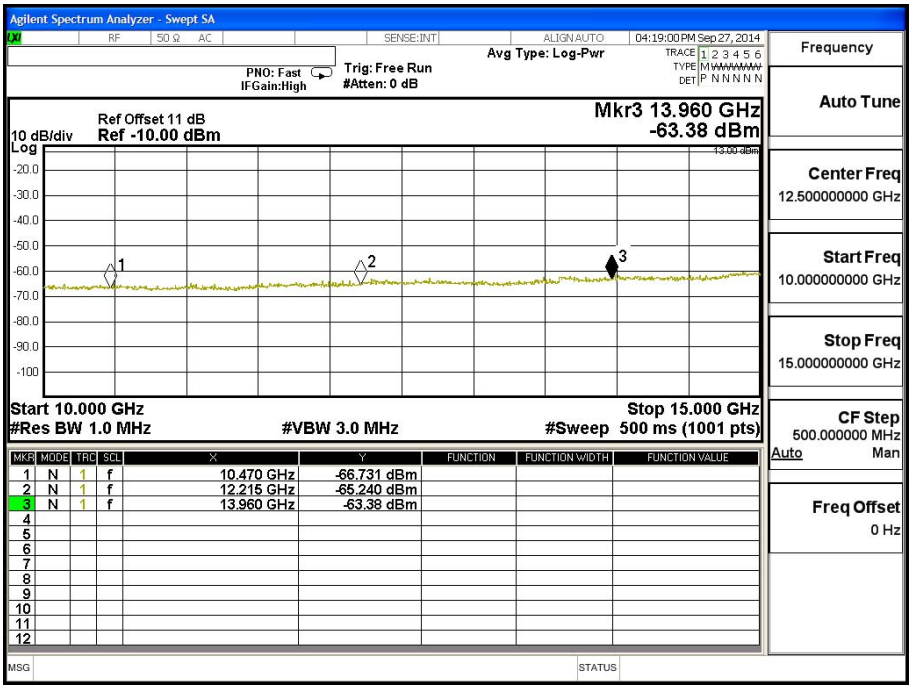
Agilent Spectrum Analyzer - Swept SA
RF 50 Ω AC
SENSE:INT
ALIGN AUTO
04:19:00 PM Sep 27, 2014
Avg Type: Log-Pwr
PNO: Fast
IFGain:High
Trig: Free Run
#Atten: 0 dB
Ref Offset 11 dB
10 dB/div Ref -10.00 dBm
Mkr3 13.960 GHz
-63.38 dBm
Start 10.000 GHz
#Res BW 1.0 MHz
#VBW 3.0 MHz
Stop 15.000 GHz
#Sweep 500 ms (1001 pts)
1 N 1 f 10.470 GHz -66.731 dBm
2 N 1 f 12.215 GHz -65.240 dBm
3 N 1 f 13.960 GHz -63.38 dBm
Frequency
Auto Tune
Center Freq
12.500000000 GHz
Start Freq
10.000000000 GHz
Stop Freq
15.000000000 GHz
CF Step
500.000000 MHz
Auto Man
Freq Offset
0 Hz

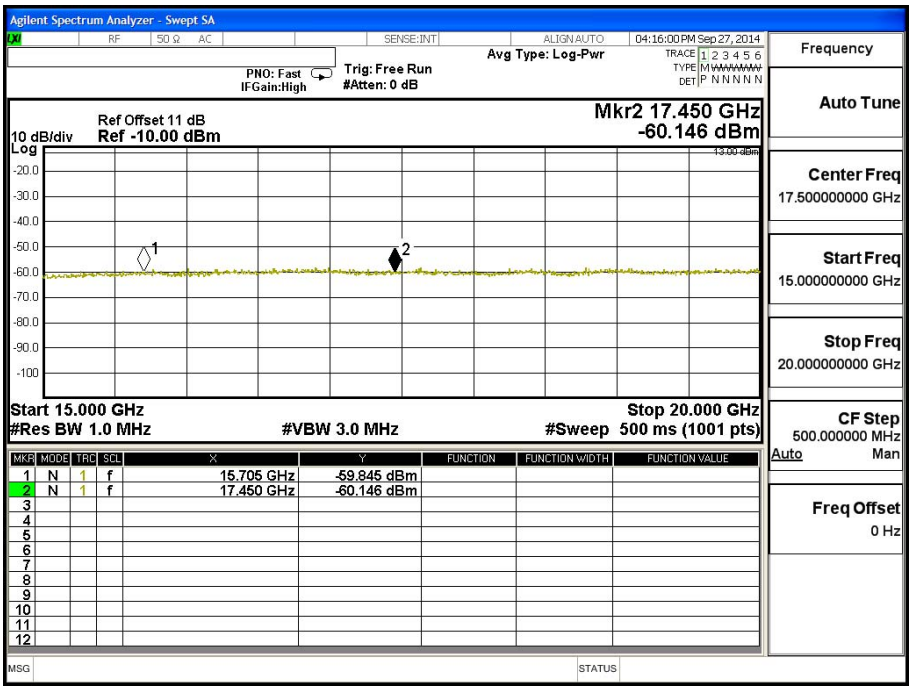
Agilent Spectrum Analyzer - Swept SA
RF 50 Ω AC
SENSE:INT
ALIGN AUTO
04:16:00 PM Sep 27, 2014
Avg Type: Log-Pwr
PNO: Fast
IFGain:High
Trig: Free Run
#Atten: 0 dB
Ref Offset 11 dB
10 dB/div Ref -10.00 dBm
Mkr2 17.450 GHz
-60.146 dBm
Start 15.000 GHz
#Res BW 1.0 MHz
#VBW 3.0 MHz
Stop 20.000 GHz
#Sweep 500 ms (1001 pts)
1 N 1 f 15.705 GHz -59.845 dBm
2 N 1 f 17.450 GHz -60.146 dBm
Frequency
Auto Tune
Center Freq
17.500000000 GHz
Start Freq
15.000000000 GHz
Stop Freq
20.000000000 GHz
CF Step
500.000000 MHz
Auto Man
Freq Offset
0 Hz

| | | | |
|---|---|---|---|
| Product | Intel 7260M2NA | | |
| Test Mode | Spurious Emission (Conducted) | | |
| Date of Test | 2014/09/19 | Test Site | CTR |
| Test Condition | LTE-Band 5 (1.4M) | Test Range | 30MHz~10GHz |

**LTE-Band 5 (1.4M) QPSK(1,5) CH20407**

| Frequency (MHz) | Reading Level (dBm) | Path Loss (dB) | Emission Level (dBm) | Limit (dBm) |
|---|---|---|---|---|
| 1651 | -61.261 | 0.58 | -60.681 | -13 |
| 2476 | -59.931 | 0.7 | -59.231 | -13 |
| 3298.8 | -65.109 | 1.01 | -64.099 | -13 |
| 4123.5 | -67.782 | 1.18 | -66.602 | -13 |
| 4948.2 | -62.706 | 1.23 | -61.476 | -13 |
| 5772.9 | -62.290 | 1.45 | -60.840 | -13 |
| 6597.6 | -62.085 | 1.56 | -60.525 | -13 |
| 7422.3 | -65.852 | 1.59 | -64.262 | -13 |
| 8247 | -67.592 | 1.82 | -65.772 | -13 |

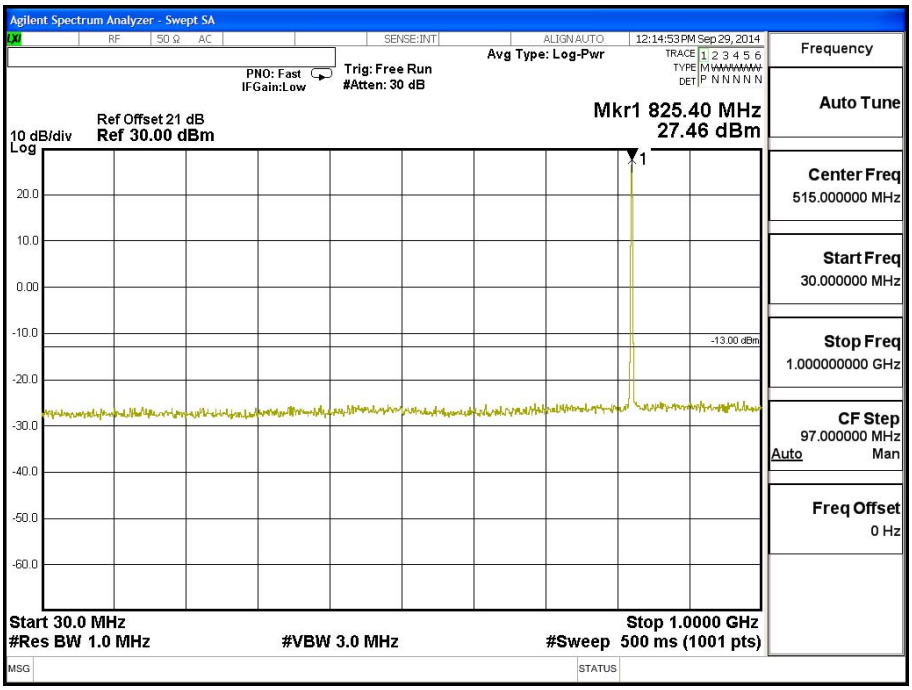

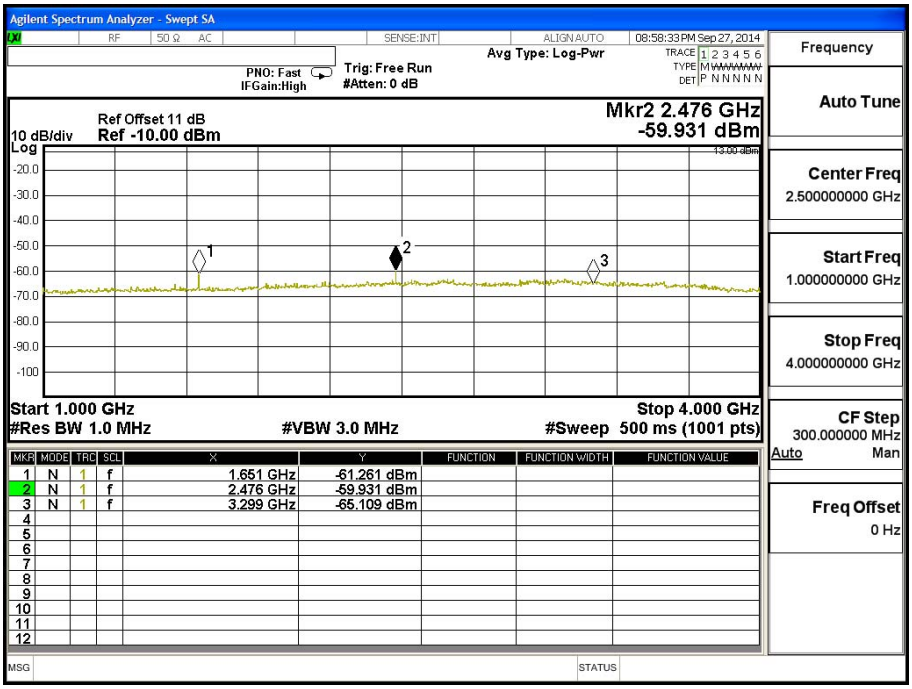
Agilent Spectrum Analyzer - Swept SA
RF 50 Ω AC
SENSE:INT
ALIGN AUTO
08:58:33 PM Sep 27, 2014
Avg Type: Log-Pwr
PNO: Fast
IFGain:High
Trig: Free Run
#Atten: 0 dB
Ref Offset 11 dB
10 dB/div Ref -10.00 dBm
Mkr2 2.476 GHz
-59.931 dBm
Start 1.000 GHz
#Res BW 1.0 MHz
#VBW 3.0 MHz
Stop 4.000 GHz
#Sweep 500 ms (1001 pts)
1 N 1 f 1.651 GHz -61.261 dBm
2 N 1 f 2.476 GHz -59.931 dBm
3 N 1 f 3.299 GHz -65.109 dBm
Frequency
Auto Tune
Center Freq
2.500000000 GHz
Start Freq
1.000000000 GHz
Stop Freq
4.000000000 GHz
CF Step
300.000000 MHz
Auto Man
Freq Offset
0 Hz

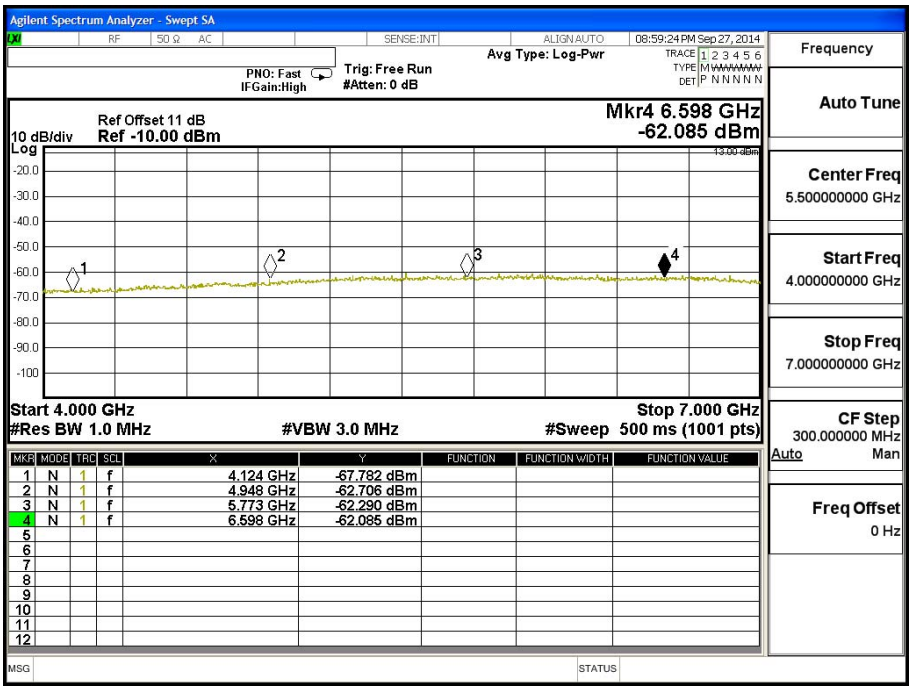
Agilent Spectrum Analyzer - Swept SA
RF 50 Ω AC
SENSE:INT
ALIGN AUTO
08:59:24 PM Sep 27, 2014
Avg Type: Log-Pwr
PNO: Fast
IFGain:High
Trig: Free Run
#Atten: 0 dB
Ref Offset 11 dB
10 dB/div Ref -10.00 dBm
Mkr4 6.598 GHz
-62.085 dBm
Start 4.000 GHz
#Res BW 1.0 MHz
#VBW 3.0 MHz
Stop 7.000 GHz
#Sweep 500 ms (1001 pts)
1 N 1 f 4.124 GHz -67.782 dBm
2 N 1 f 4.948 GHz -62.706 dBm
3 N 1 f 5.773 GHz -62.290 dBm
4 N 1 f 6.598 GHz -62.085 dBm
Frequency
Auto Tune
Center Freq
5.500000000 GHz
Start Freq
4.000000000 GHz
Stop Freq
7.000000000 GHz
CF Step
300.000000 MHz
Auto Man
Freq Offset
0 Hz

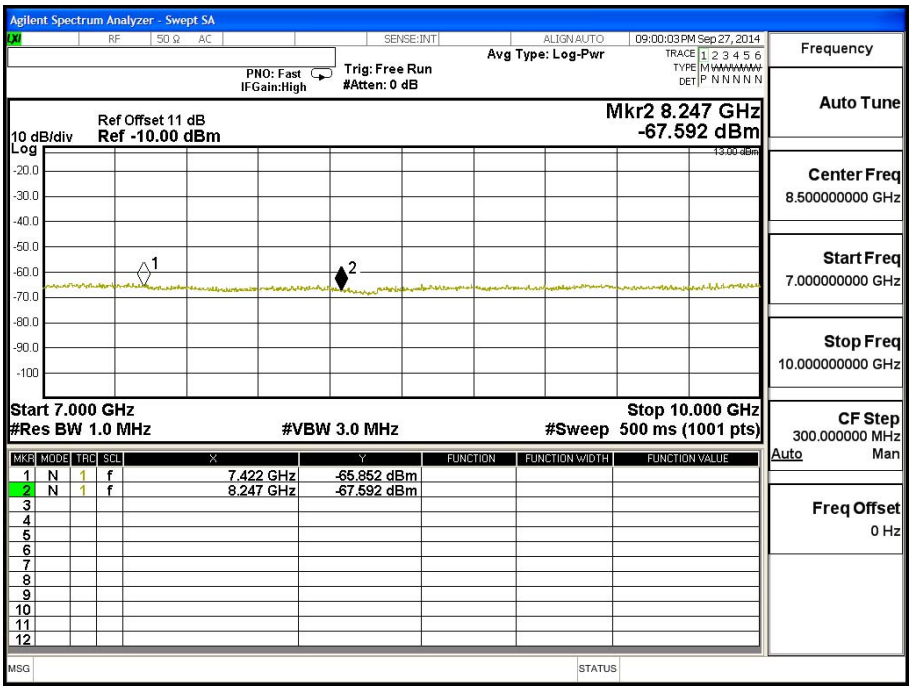
Agilent Spectrum Analyzer - Swept SA
RF
50 Ω AC
SENSE:INT
ALIGN AUTO
09:00:03 PM Sep 27, 2014
Avg Type: Log-Pwr
TRACE 1 2 3 4 5 6
TYPE M
DET P N N N N N
PNO: Fast
IFGain:High
Trig: Free Run
#Atten: 0 dB
Ref Offset 11 dB
10 dB/div
Ref -10.00 dBm
Mkr2 8.247 GHz
-67.592 dBm
Log
-20.0
-30.0
-40.0
-50.0
-60.0
-70.0
-80.0
-90.0
-100
Start 7.000 GHz
#Res BW 1.0 MHz
#VBW 3.0 MHz
Stop 10.000 GHz
#Sweep 500 ms (1001 pts)
MKR MODE TRC SCL X Y FUNCTION FUNCTION WIDTH FUNCTION VALUE
1 N 1 f 7.422 GHz -65.852 dBm
2 N 1 f 8.247 GHz -67.592 dBm
Frequency
Auto Tune
Center Freq
8.500000000 GHz
Start Freq
7.000000000 GHz
Stop Freq
10.000000000 GHz
CF Step
300.000000 MHz
Auto Man
Freq Offset
0 Hz
MSG
STATUS

| | | | |
|---|---|---|---|
| Product | Intel 7260M2NA | | |
| Test Mode | Spurious Emission (Conducted) | | |
| Date of Test | 2014/09/19 | Test Site | CTR |
| Test Condition | LTE-Band 5 (1.4M) | Test Range | 30MHz~10GHz |

**LTE-Band 5 (1.4M) 16QAM(1,0) CH20407**

| Frequency (MHz) | Reading Level (dBm) | Path Loss (dB) | Emission Level (dBm) | Limit (dBm) |
|---|---|---|---|---|
| 1649.4 | -60.230 | 0.58 | -59.650 | -13 |
| 2474.1 | -59.726 | 0.7 | -59.026 | -13 |
| 3298.8 | -64.149 | 1.01 | -63.139 | -13 |
| 4123.5 | -67.004 | 1.18 | -65.824 | -13 |
| 4948.2 | -64.954 | 1.23 | -63.724 | -13 |
| 5772.9 | -62.387 | 1.45 | -60.937 | -13 |
| 6597.6 | -62.180 | 1.56 | -60.620 | -13 |
| 7422.3 | -65.971 | 1.59 | -64.381 | -13 |
| 8247 | -66.919 | 1.82 | -65.099 | -13 |

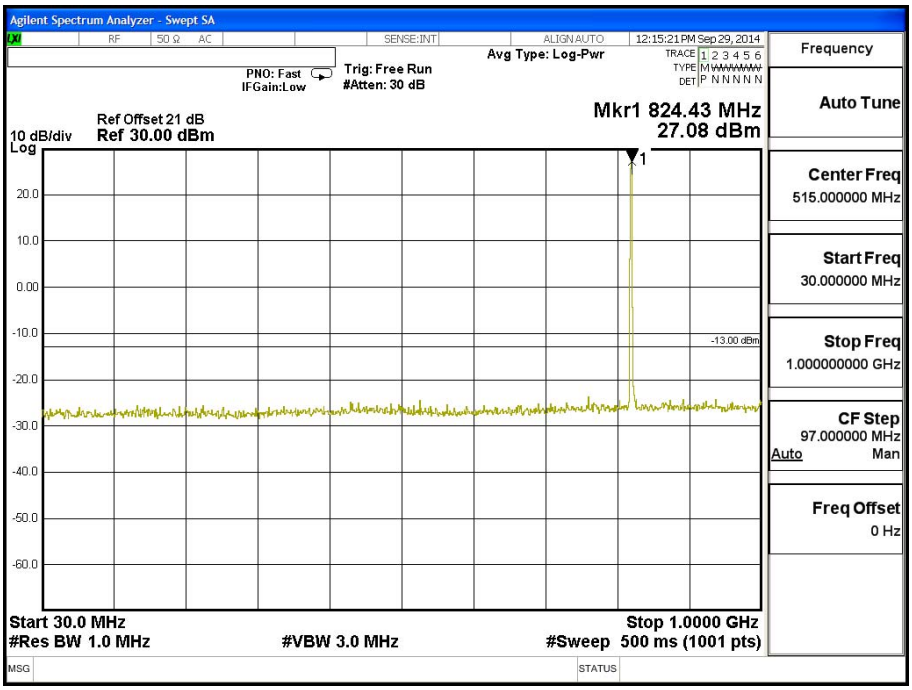

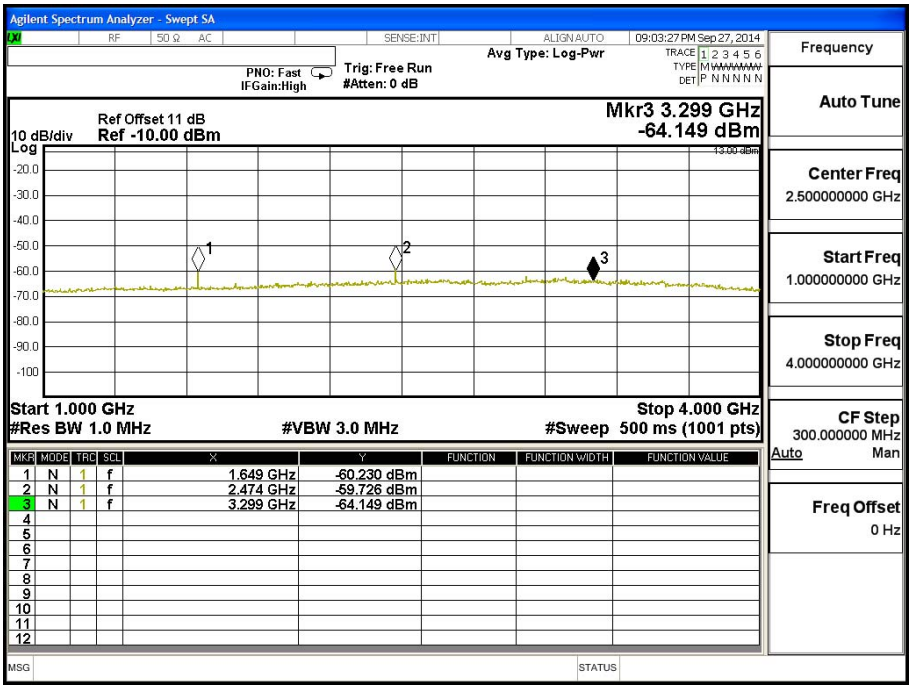
Agilent Spectrum Analyzer - Swept SA
09:03:27 PM Sep 27, 2014
Avg Type: Log-Pwr
PNO: Fast
IFGain:High
Trig: Free Run
#Atten: 0 dB
Ref Offset 11 dB
10 dB/div
Ref -10.00 dBm
Mkr3 3.299 GHz
-64.149 dBm
Start 1.000 GHz
#Res BW 1.0 MHz
#VBW 3.0 MHz
Stop 4.000 GHz
#Sweep 500 ms (1001 pts)
1 N 1 f 1.649 GHz -60.230 dBm
2 N 1 f 2.474 GHz -59.726 dBm
3 N 1 f 3.299 GHz -64.149 dBm
Frequency
Auto Tune
Center Freq
2.500000000 GHz
Start Freq
1.000000000 GHz
Stop Freq
4.000000000 GHz
CF Step
300.000000 MHz
Auto Man
Freq Offset
0 Hz

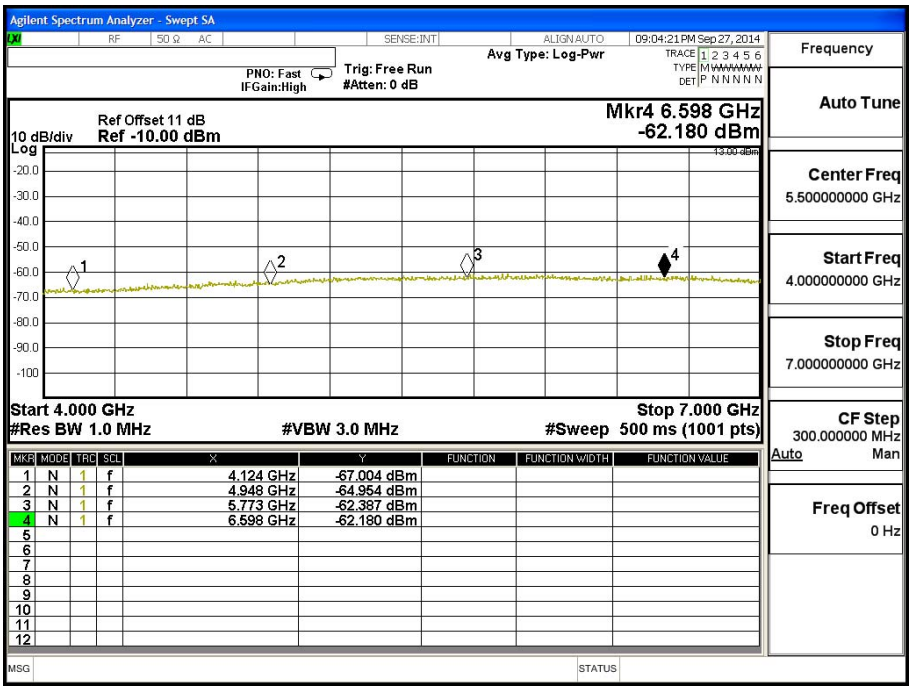
Agilent Spectrum Analyzer - Swept SA
09:04:21 PM Sep 27, 2014
Avg Type: Log-Pwr
PNO: Fast
IFGain:High
Trig: Free Run
#Atten: 0 dB
Ref Offset 11 dB
10 dB/div
Ref -10.00 dBm
Mkr4 6.598 GHz
-62.180 dBm
Start 4.000 GHz
#Res BW 1.0 MHz
#VBW 3.0 MHz
Stop 7.000 GHz
#Sweep 500 ms (1001 pts)
1 N 1 f 4.124 GHz -67.004 dBm
2 N 1 f 4.948 GHz -64.954 dBm
3 N 1 f 5.773 GHz -62.387 dBm
4 N 1 f 6.598 GHz -62.180 dBm
Frequency
Auto Tune
Center Freq
5.500000000 GHz
Start Freq
4.000000000 GHz
Stop Freq
7.000000000 GHz
CF Step
300.000000 MHz
Auto Man
Freq Offset
0 Hz

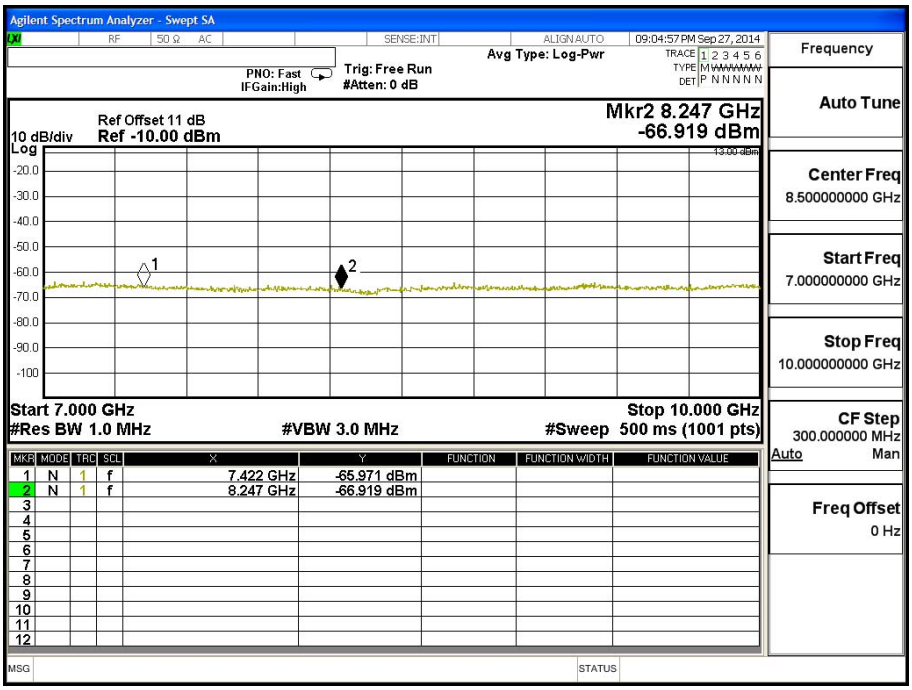
Agilent Spectrum Analyzer - Swept SA
RF
50 Ω AC
SENSE:INT
ALIGN AUTO
09:04:57 PM Sep 27, 2014
Avg Type: Log-Pwr
TRACE 1 2 3 4 5 6
TYPE M
DET P N N N N N
PNO: Fast
IFGain:High
Trig: Free Run
#Atten: 0 dB
Ref Offset 11 dB
10 dB/div
Ref -10.00 dBm
Mkr2 8.247 GHz
-66.919 dBm
Log
-20.0
-30.0
-40.0
-50.0
-60.0
-70.0
-80.0
-90.0
-100
Start 7.000 GHz
#Res BW 1.0 MHz
#VBW 3.0 MHz
Stop 10.000 GHz
#Sweep 500 ms (1001 pts)
MKR MODE TRC SCL X Y FUNCTION FUNCTION WIDTH FUNCTION VALUE
1 N 1 f 7.422 GHz -65.971 dBm
2 N 1 f 8.247 GHz -66.919 dBm
Frequency
Auto Tune
Center Freq
8.500000000 GHz
Start Freq
7.000000000 GHz
Stop Freq
10.000000000 GHz
CF Step
300.000000 MHz
Auto Man
Freq Offset
0 Hz
MSG
STATUS

| | | | |
|---|---|---|---|
| Product | Intel 7260M2NA | | |
| Test Mode | Spurious Emission (Conducted) | | |
| Date of Test | 2014/09/19 | Test Site | CTR |
| Test Condition | LTE-Band 5 (3M) | Test Range | 30MHz~10GHz |

**LTE-Band 5 (3M) QPSK(1,7) CH20525**

| Frequency (MHz) | Reading Level (dBm) | Path Loss (dB) | Emission Level (dBm) | Limit (dBm) |
|---|---|---|---|---|
| 1673 | -65.827 | 0.58 | -65.247 | -13 |
| 2509.5 | -63.714 | 0.7 | -63.014 | -13 |
| 3346 | -64.594 | 1.01 | -63.584 | -13 |
| 4182.5 | -67.945 | 1.18 | -66.765 | -13 |
| 5019 | -63.730 | 1.23 | -62.500 | -13 |
| 5855.5 | -61.567 | 1.45 | -60.117 | -13 |
| 6692 | -62.303 | 1.56 | -60.743 | -13 |
| 7528.5 | -66.473 | 1.59 | -64.883 | -13 |
| 8365 | -68.463 | 1.82 | -66.643 | -13 |

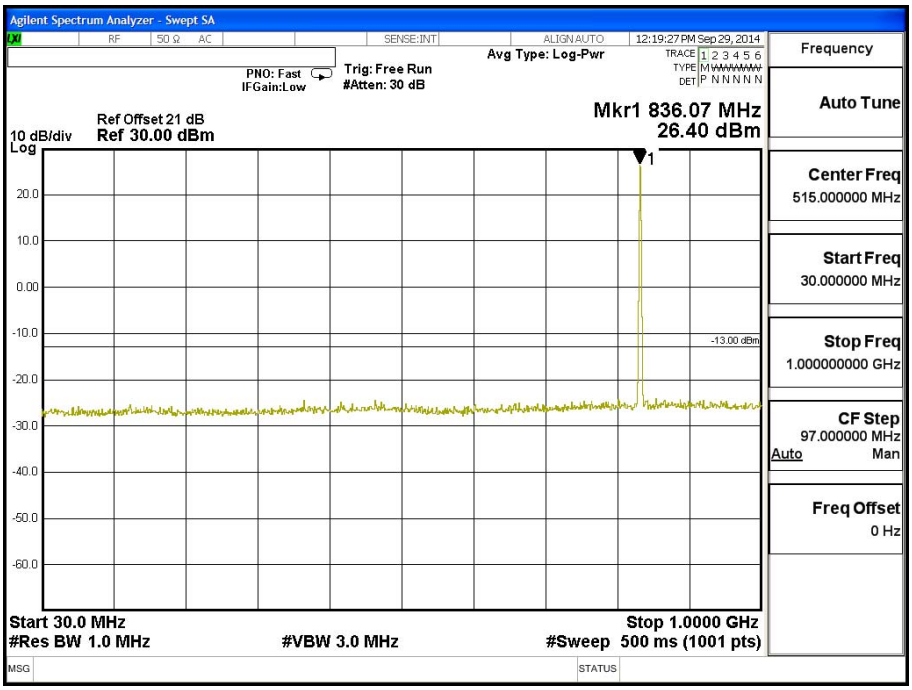

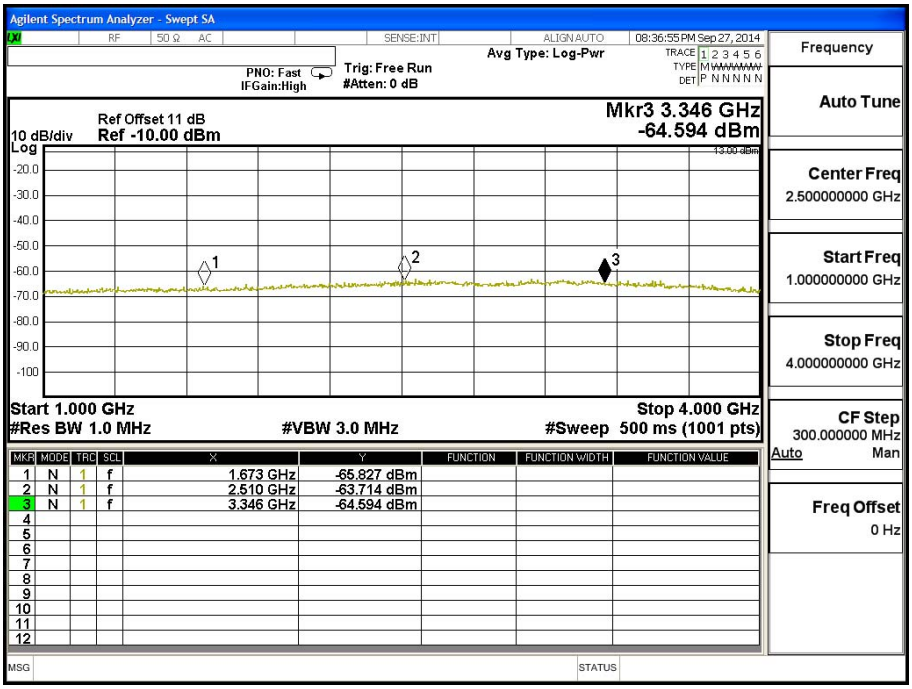
Agilent Spectrum Analyzer - Swept SA
RF 50 Ω AC
SENSE:INT
ALIGN AUTO
08:36:55 PM Sep 27, 2014
Avg Type: Log-Pwr
TRACE 1 2 3 4 5 6
TYPE M
DET P N N N N N
PNO: Fast
IFGain:High
Trig: Free Run
#Atten: 0 dB
Mkr3 3.346 GHz
-64.594 dBm
Ref Offset 11 dB
10 dB/div
Ref -10.00 dBm
Log
-20.0
-30.0
-40.0
-50.0
-60.0
-70.0
-80.0
-90.0
-100
Start 1.000 GHz
#Res BW 1.0 MHz
#VBW 3.0 MHz
Stop 4.000 GHz
#Sweep 500 ms (1001 pts)
MKR MODE TRC SCL X Y FUNCTION FUNCTION WIDTH FUNCTION VALUE
1 N 1 f 1.673 GHz -65.827 dBm
2 N 1 f 2.510 GHz -63.714 dBm
3 N 1 f 3.346 GHz -64.594 dBm
Frequency
Auto Tune
Center Freq
2.500000000 GHz
Start Freq
1.000000000 GHz
Stop Freq
4.000000000 GHz
CF Step
300.000000 MHz
Auto Man
Freq Offset
0 Hz
MSG
STATUS

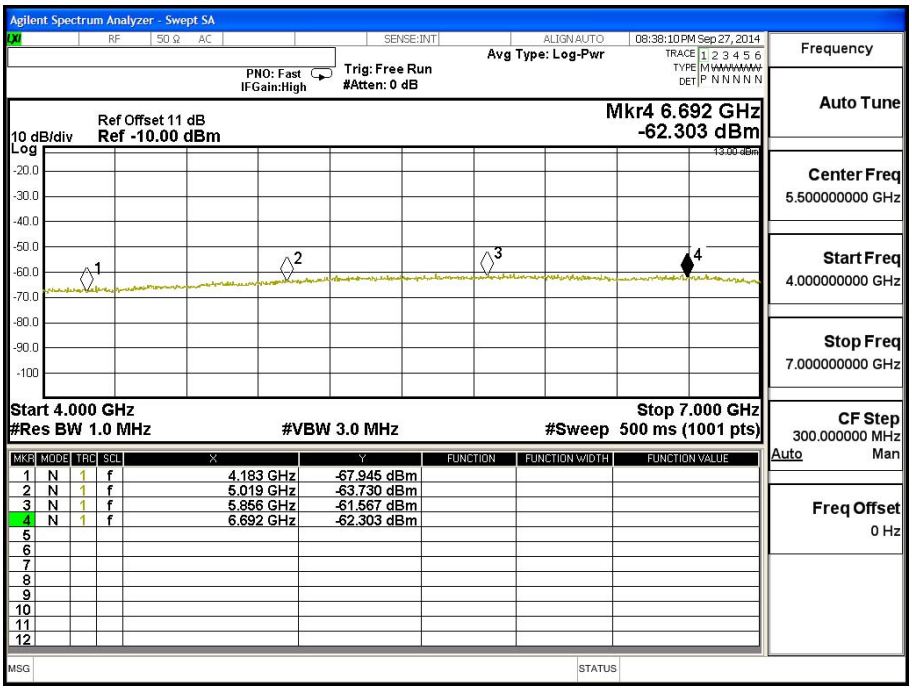
Agilent Spectrum Analyzer - Swept SA
RF 50 Ω AC
SENSE:INT
ALIGN AUTO
08:38:10 PM Sep 27, 2014
Avg Type: Log-Pwr
TRACE 1 2 3 4 5 6
TYPE M
DET P N N N N N
PNO: Fast
IFGain:High
Trig: Free Run
#Atten: 0 dB
Mkr4 6.692 GHz
-62.303 dBm
Ref Offset 11 dB
10 dB/div
Ref -10.00 dBm
Log
-20.0
-30.0
-40.0
-50.0
-60.0
-70.0
-80.0
-90.0
-100
Start 4.000 GHz
#Res BW 1.0 MHz
#VBW 3.0 MHz
Stop 7.000 GHz
#Sweep 500 ms (1001 pts)
MKR MODE TRC SCL X Y FUNCTION FUNCTION WIDTH FUNCTION VALUE
1 N 1 f 4.183 GHz -67.945 dBm
2 N 1 f 5.019 GHz -63.730 dBm
3 N 1 f 5.856 GHz -61.567 dBm
4 N 1 f 6.692 GHz -62.303 dBm
Frequency
Auto Tune
Center Freq
5.500000000 GHz
Start Freq
4.000000000 GHz
Stop Freq
7.000000000 GHz
CF Step
300.000000 MHz
Auto Man
Freq Offset
0 Hz
MSG
STATUS

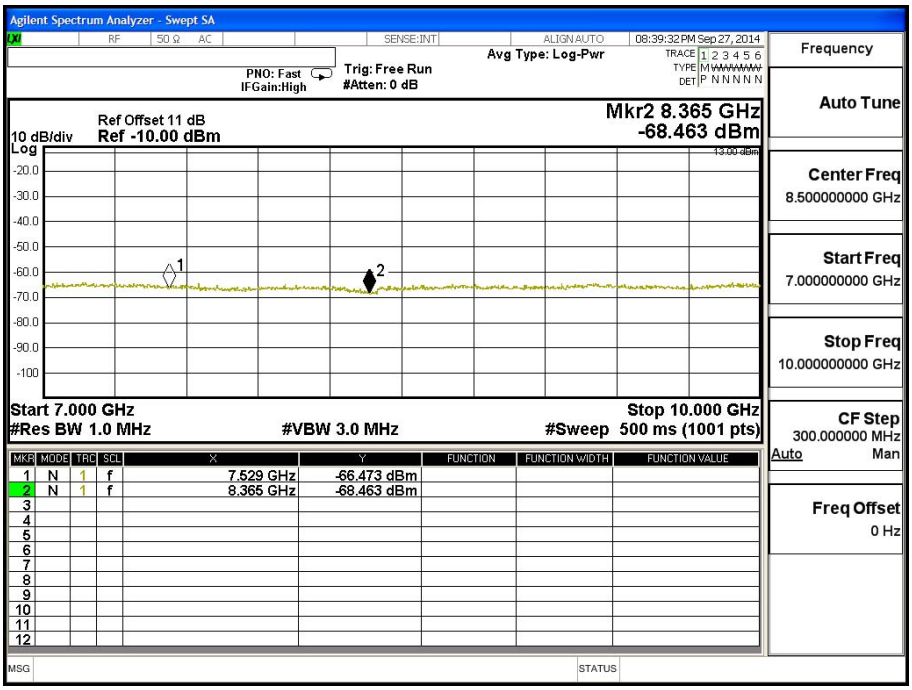
Agilent Spectrum Analyzer - Swept SA
RF
50 Ω AC
SENSE:INT
ALIGN AUTO
08:39:32 PM Sep 27, 2014
Avg Type: Log-Pwr
TRACE 1 2 3 4 5 6
TYPE M
DET P N N N N N
PNO: Fast
IFGain:High
Trig: Free Run
#Atten: 0 dB
Ref Offset 11 dB
10 dB/div
Ref -10.00 dBm
Mkr2 8.365 GHz
-68.463 dBm
Log
-20.0
-30.0
-40.0
-50.0
-60.0
-70.0
-80.0
-90.0
-100
Start 7.000 GHz
#Res BW 1.0 MHz
#VBW 3.0 MHz
Stop 10.000 GHz
#Sweep 500 ms (1001 pts)
MKR MODE TRC SCL X Y FUNCTION FUNCTION WIDTH FUNCTION VALUE
1 N 1 f 7.529 GHz -66.473 dBm
2 N 1 f 8.365 GHz -68.463 dBm
Frequency
Auto Tune
Center Freq
8.500000000 GHz
Start Freq
7.000000000 GHz
Stop Freq
10.000000000 GHz
CF Step
300.000000 MHz
Auto Man
Freq Offset
0 Hz
MSG
STATUS

| | | | |
|---|---|---|---|
| Product | Intel 7260M2NA | | |
| Test Mode | Spurious Emission (Conducted) | | |
| Date of Test | 2014/09/19 | Test Site | CTR |
| Test Condition | LTE-Band 5 (3M) | Test Range | 30MHz~10GHz |

**LTE-Band 5 (3M) 16QAM(1,0) CH20525**

| Frequency (MHz) | Reading Level (dBm) | Path Loss (dB) | Emission Level (dBm) | Limit (dBm) |
|---|---|---|---|---|
| 1673 | -65.484 | 0.58 | -64.904 | -13 |
| 2507 | -63.372 | 0.7 | -62.672 | -13 |
| 3346 | -65.393 | 1.01 | -64.383 | -13 |
| 4182.5 | -67.055 | 1.18 | -65.875 | -13 |
| 5019 | -64.198 | 1.23 | -62.968 | -13 |
| 5855.5 | -62.397 | 1.45 | -60.947 | -13 |
| 6692 | -62.781 | 1.56 | -61.221 | -13 |
| 7528.5 | -65.883 | 1.59 | -64.293 | -13 |
| 8365 | -68.311 | 1.82 | -66.491 | -13 |

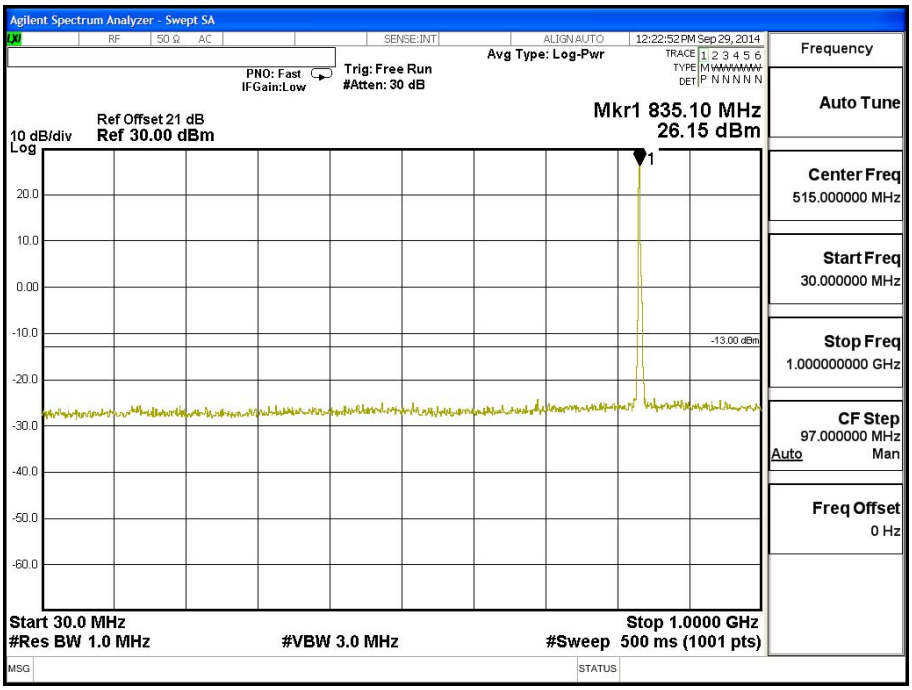

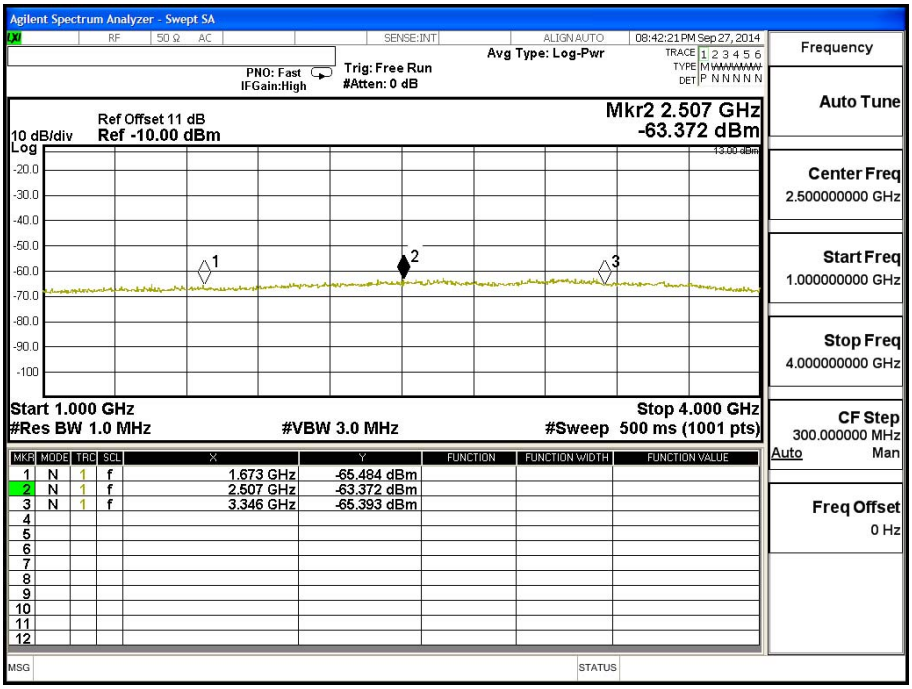
Agilent Spectrum Analyzer - Swept SA
08:42:21 PM Sep 27, 2014
Avg Type: Log-Pwr
PNO: Fast
IFGain:High
Trig: Free Run
#Atten: 0 dB
Ref Offset 11 dB
10 dB/div
Ref -10.00 dBm
Mkr2 2.507 GHz
-63.372 dBm
Start 1.000 GHz
#Res BW 1.0 MHz
#VBW 3.0 MHz
Stop 4.000 GHz
#Sweep 500 ms (1001 pts)
1 N 1 f 1.673 GHz -65.484 dBm
2 N 1 f 2.507 GHz -63.372 dBm
3 N 1 f 3.346 GHz -65.393 dBm
Frequency
Auto Tune
Center Freq
2.500000000 GHz
Start Freq
1.000000000 GHz
Stop Freq
4.000000000 GHz
CF Step
300.000000 MHz
Auto Man
Freq Offset
0 Hz

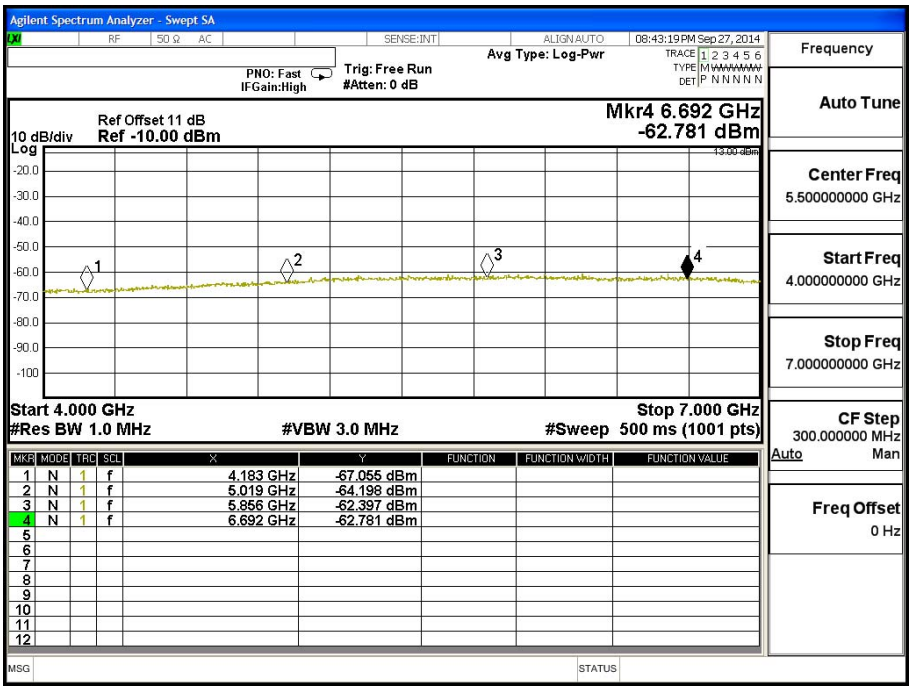
Agilent Spectrum Analyzer - Swept SA
08:43:19 PM Sep 27, 2014
Avg Type: Log-Pwr
PNO: Fast
IFGain:High
Trig: Free Run
#Atten: 0 dB
Ref Offset 11 dB
10 dB/div
Ref -10.00 dBm
Mkr4 6.692 GHz
-62.781 dBm
Start 4.000 GHz
#Res BW 1.0 MHz
#VBW 3.0 MHz
Stop 7.000 GHz
#Sweep 500 ms (1001 pts)
1 N 1 f 4.183 GHz -67.055 dBm
2 N 1 f 5.019 GHz -64.198 dBm
3 N 1 f 5.856 GHz -62.397 dBm
4 N 1 f 6.692 GHz -62.781 dBm
Frequency
Auto Tune
Center Freq
5.500000000 GHz
Start Freq
4.000000000 GHz
Stop Freq
7.000000000 GHz
CF Step
300.000000 MHz
Auto Man
Freq Offset
0 Hz