8.6. Test Result of Power Density

Product : Intel® Dual Band Wireless-AC 8260
Test Item : Power Density Data
Test Site : No.3 OATS
Test Mode : Mode 1 SISO A: Transmit (802.11b 1Mbps) (2412MHz)

Channel No.	Frequency (MHz)	Measure Level (dBm)	Limit (dBm)	Result
1	2412.00	5.47	< 8dBm	Pass

Figure Channel 1:

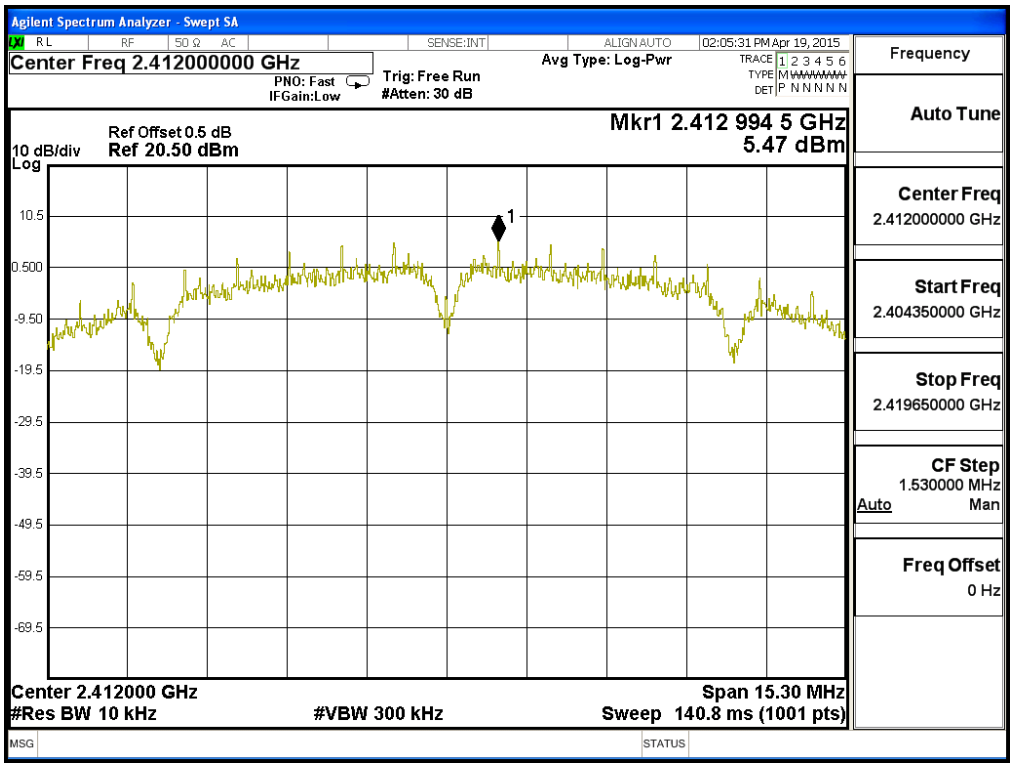

Product : Intel® Dual Band Wireless-AC 8260
Test Item : Power Density Data
Test Site : No.3OATS
Test Mode : Mode 1 SISO A: Transmit (802.11b 1Mbps) (2437MHz)

Channel No.	Frequency (MHz)	Measurement Level (dBm)	Required Limit (dBm)	Result
6	2437.000	5.62	< 8dBm	Pass

Figure Channel 6:

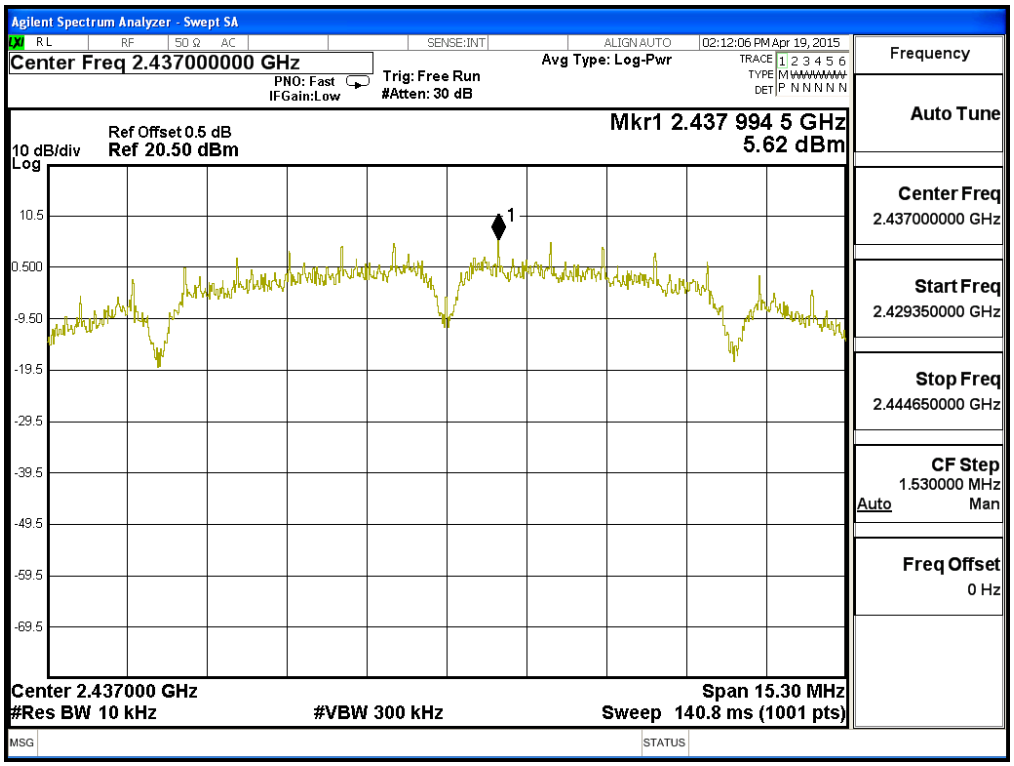

Product : Intel® Dual Band Wireless-AC 8260
Test Item : Power Density Data
Test Site : No.3 OATS
Test Mode : Mode 1 SISO A: Transmit (802.11b 1Mbps) (2462MHz)

Channel No.	Frequency (MHz)	Measurement Level (dBm)	Required Limit (dBm)	Result
11	2462.00	5.11	< 8dBm	Pass

Figure Channel 11:

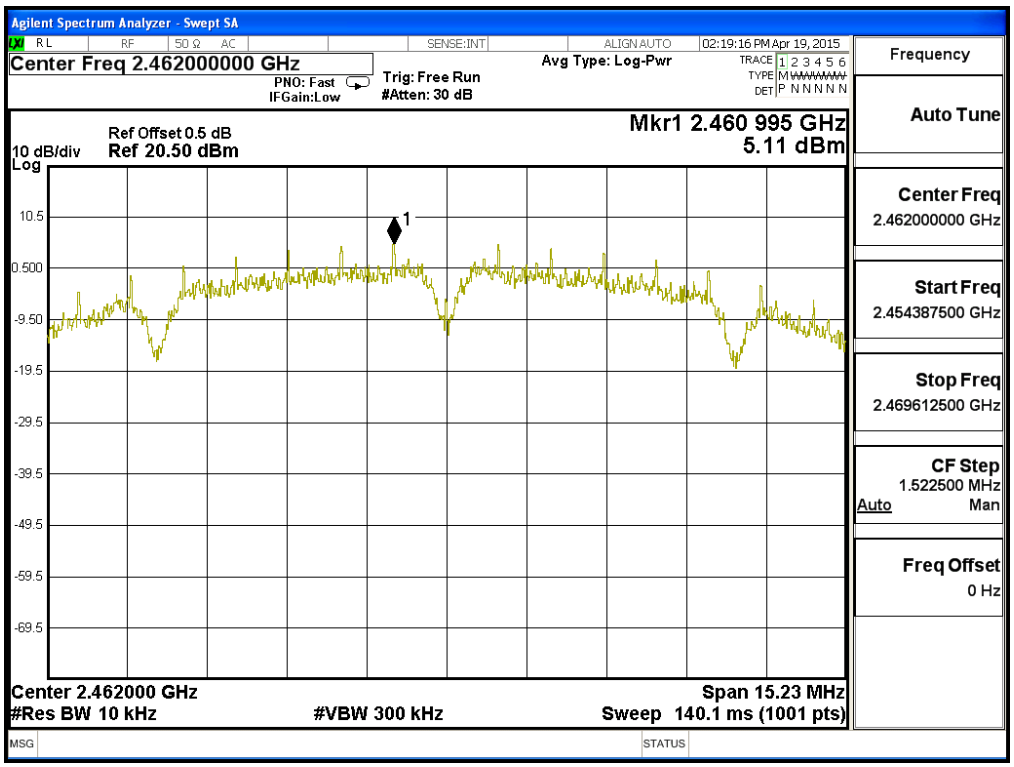

Product : Intel® Dual Band Wireless-AC 8260
Test Item : Power Density Data
Test Site : No.3 OATS
Test Mode : Mode 1 SISO A: Transmit (802.11b 1Mbps) (2467MHz)

Channel No.	Frequency (MHz)	Measurement Level (dBm)	Required Limit (dBm)	Result
12	2467.00	7.194	< 8dBm	Pass

Figure Channel 12:

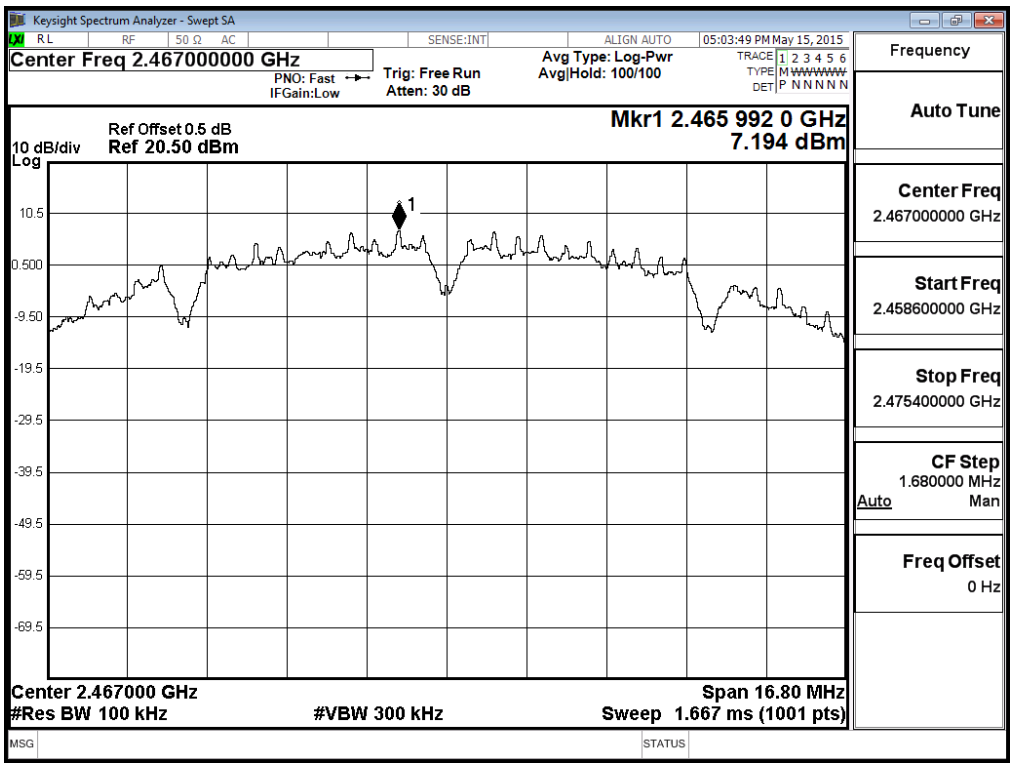

Product : Intel® Dual Band Wireless-AC 8260
Test Item : Power Density Data
Test Site : No.3 OATS
Test Mode : Mode 1 SISO A: Transmit (802.11g 6Mbps) (2412MHz)

Channel No.	Frequency (MHz)	Measure Level (dBm)	Limit (dBm)	Result
1	2412.00	7.96	< 8dBm	Pass

Figure Channel 1:

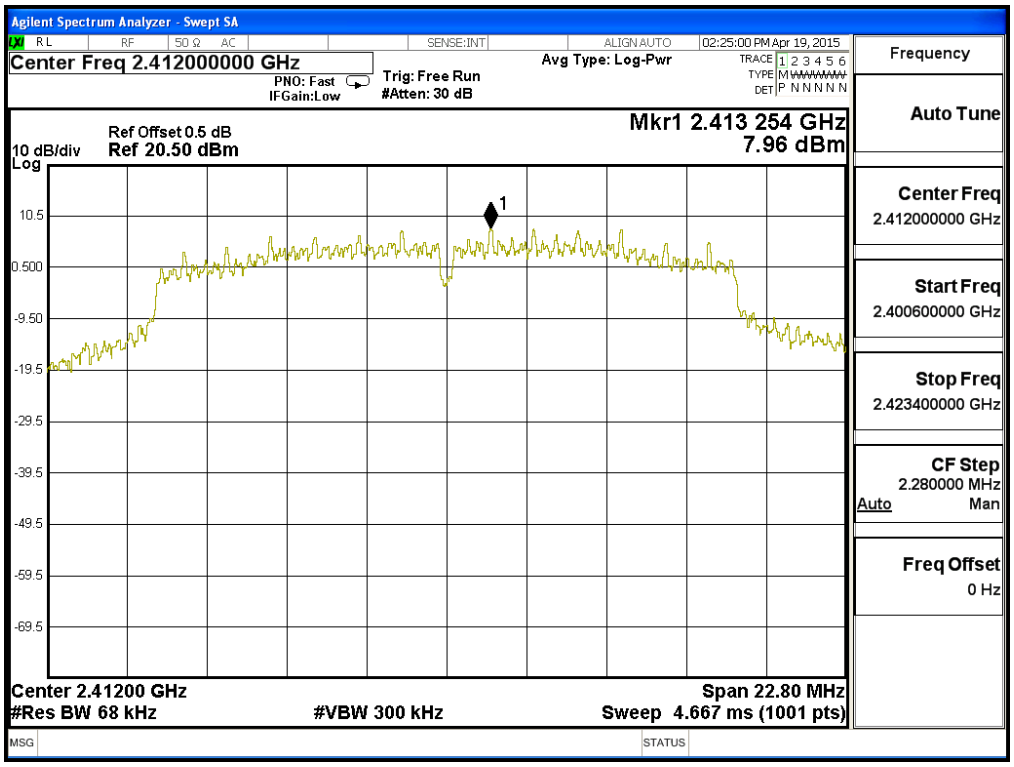

Product : Intel® Dual Band Wireless-AC 8260
Test Item : Power Density Data
Test Site : No.3OATS
Test Mode : Mode 1 SISO A: Transmit (802.11g 6Mbps) (2437MHz)

Channel No.	Frequency (MHz)	Measurement Level (dBm)	Required Limit (dBm)	Result
6	2437.000	7.12	< 8dBm	Pass

Figure Channel 6:

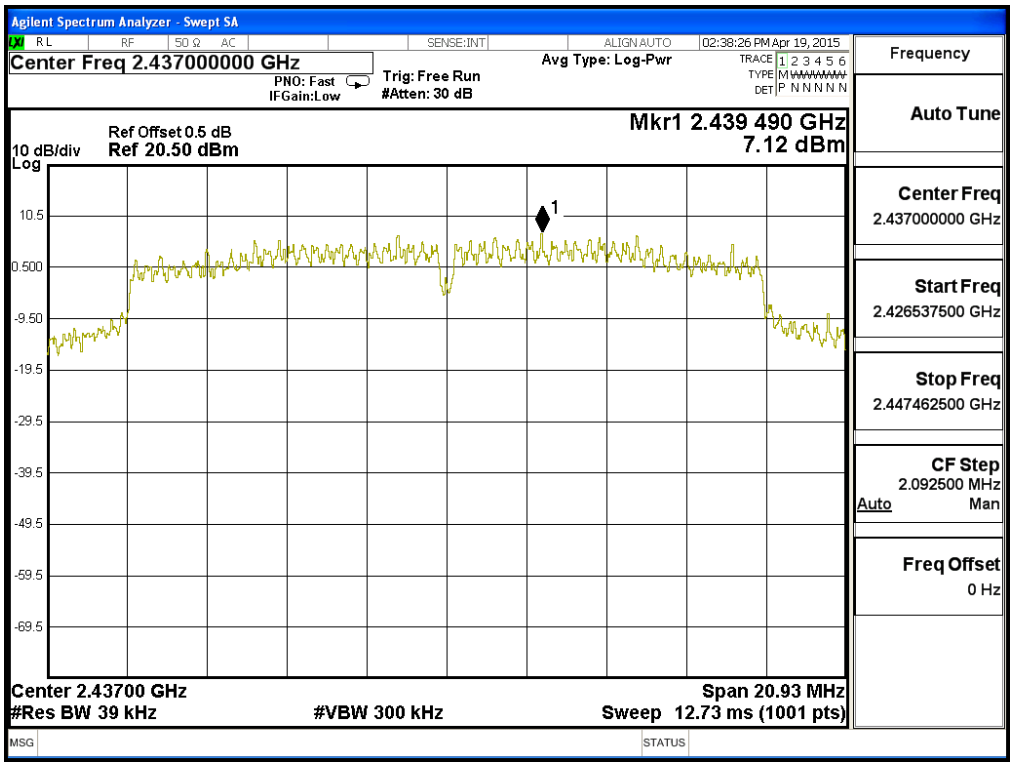

Product : Intel® Dual Band Wireless-AC 8260
Test Item : Power Density Data
Test Site : No.3 OATS
Test Mode : Mode 1 SISO A: Transmit (802.11g 6Mbps) (2462MHz)

Channel No.	Frequency (MHz)	Measurement Level (dBm)	Required Limit (dBm)	Result
11	2462.00	7.73	< 8dBm	Pass

Figure Channel 11:

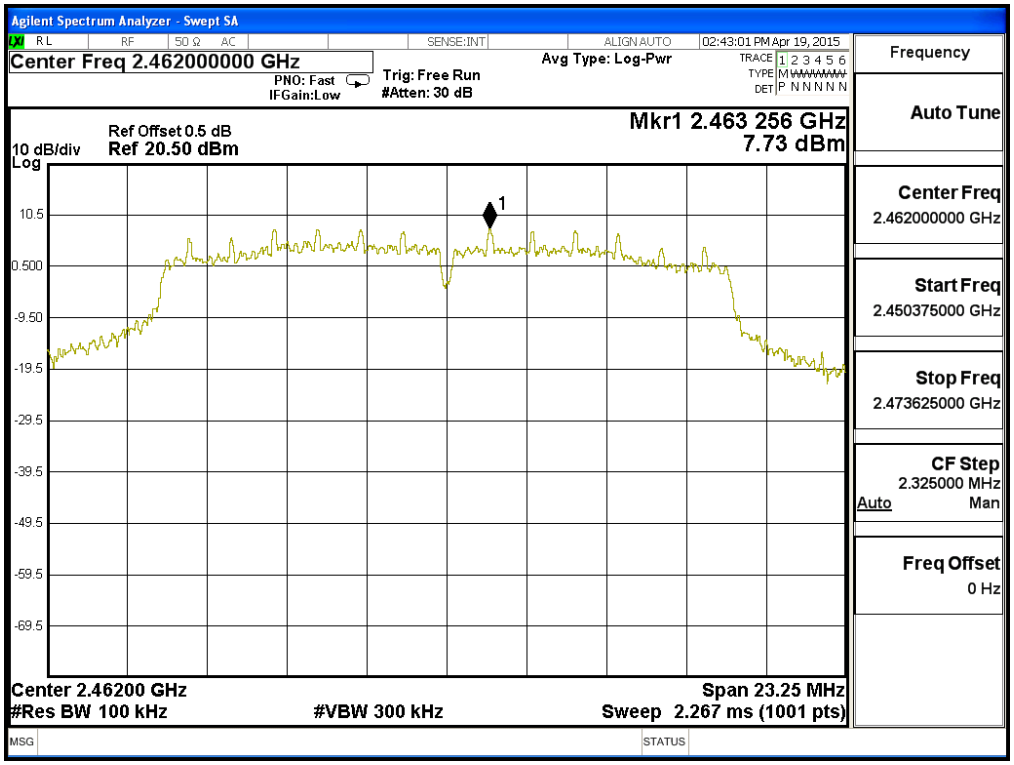

Product : Intel® Dual Band Wireless-AC 8260
Test Item : Power Density Data
Test Site : No.3 OATS
Test Mode : Mode 1 SISO A: Transmit (802.11g 6Mbps) (2467MHz)

Channel No.	Frequency (MHz)	Measurement Level (dBm)	Required Limit (dBm)	Result
12	2467.00	2.134	< 8dBm	Pass

Figure Channel 12:

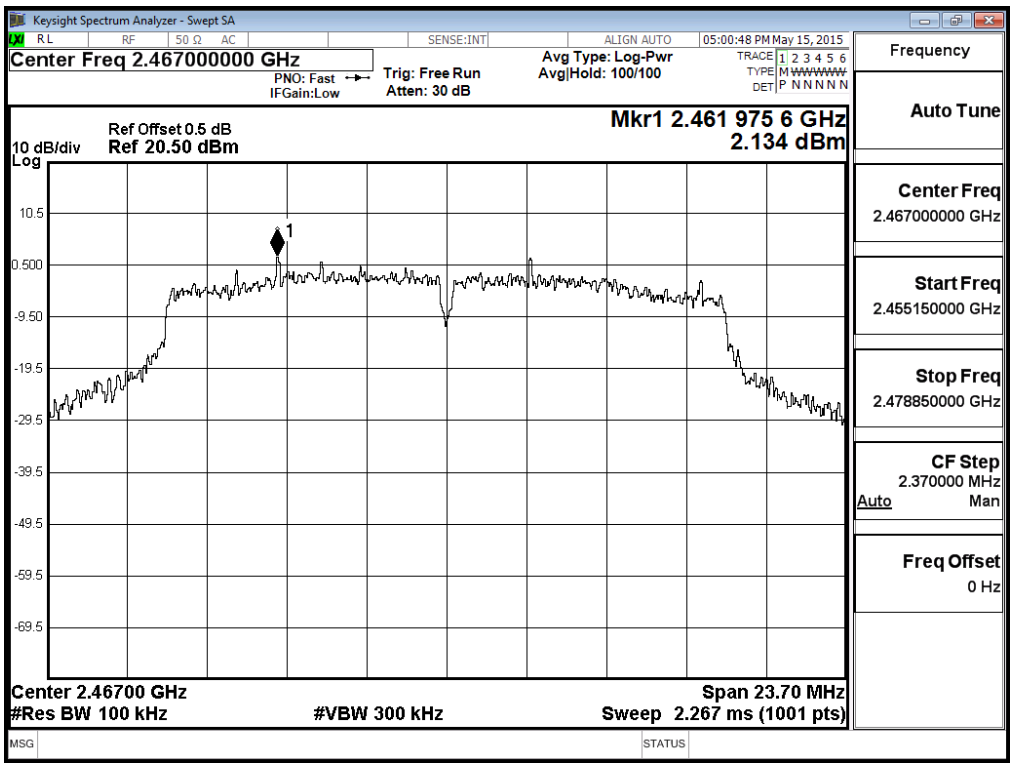

Product : Intel® Dual Band Wireless-AC 8260
Test Item : Power Density Data
Test Site : No.3 OATS
Test Mode : Mode 1 SISO A: Transmit - 802.11a 6Mbps (5745MHz)

Channel No.	Frequency (MHz)	Measure Level (dBm)	Limit (dBm)	Result
149	5745.000	7.84	< 8dBm	Pass

Figure Channel 149:

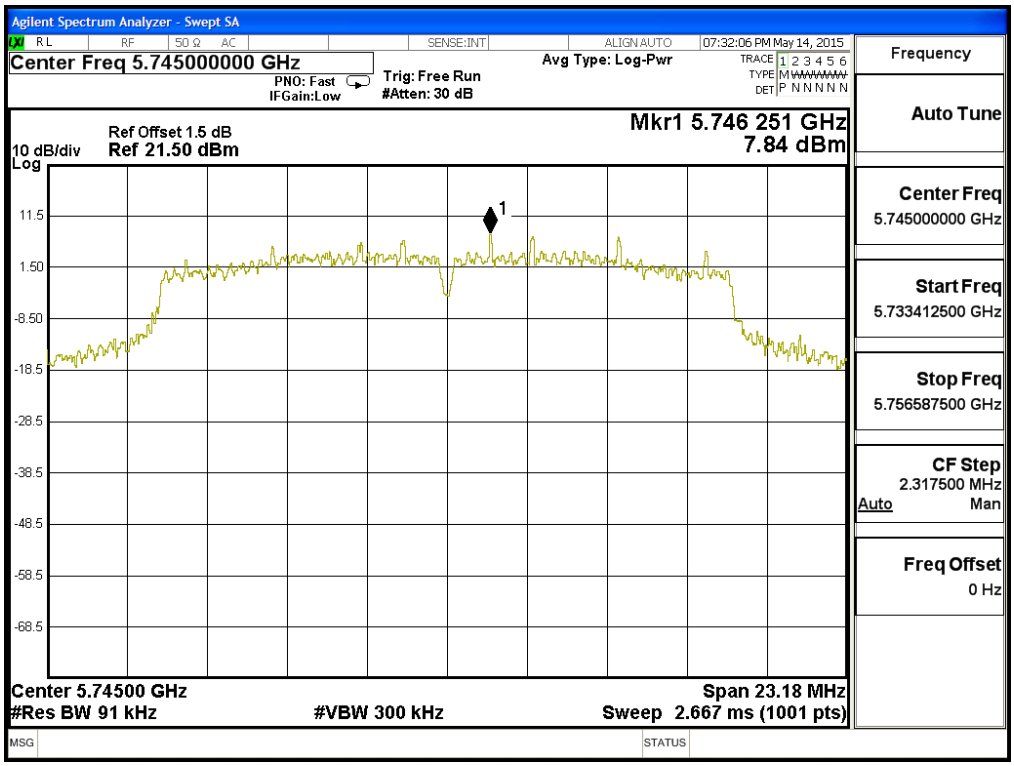

Product : Intel® Dual Band Wireless-AC 8260
Test Item : Power Density Data
Test Site : No.3 OATS
Test Mode : Mode 1 SISO A: Transmit - 802.11a 6Mbps (5785MHz)

Channel No.	Frequency (MHz)	Measure Level (dBm)	Limit (dBm)	Result
157	5785.000	7.79	< 8dBm	Pass

Figure Channel 157:

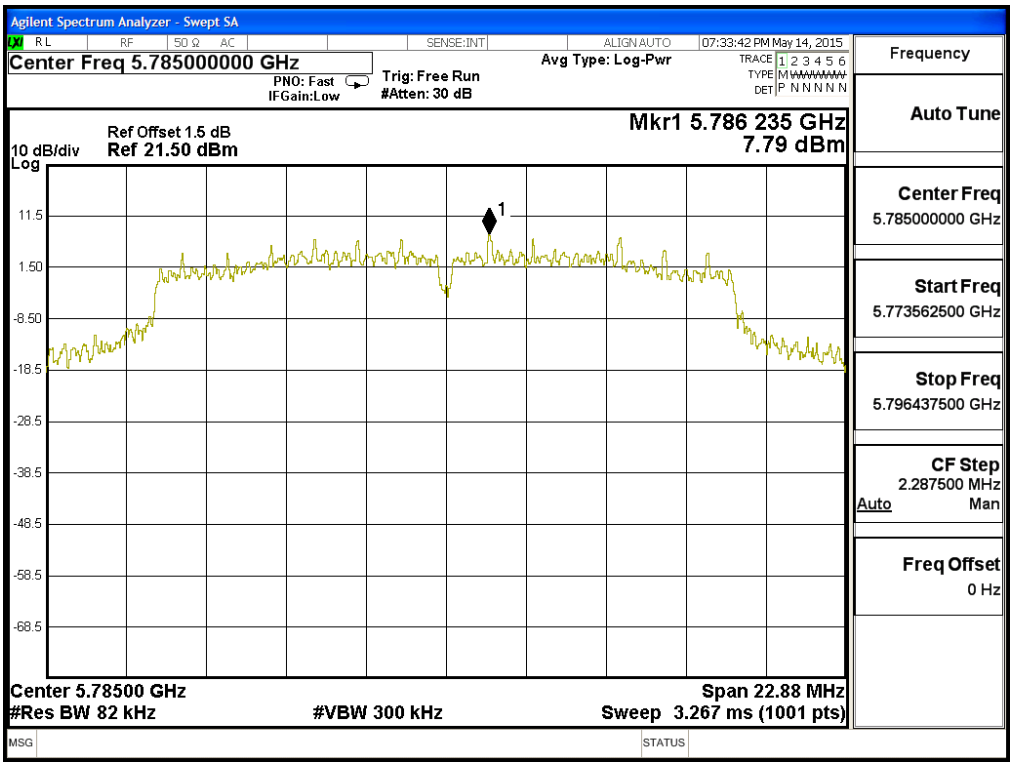

Product : Intel® Dual Band Wireless-AC 8260
Test Item : Power Density Data
Test Site : No.3 OATS
Test Mode : Mode 1 SISO A: Transmit - 802.11a 6Mbps (5825MHz)

Channel No.	Frequency (MHz)	Measure Level (dBm)	Limit (dBm)	Result
165	5825.000	7.29	< 8dBm	Pass

Figure Channel 165:

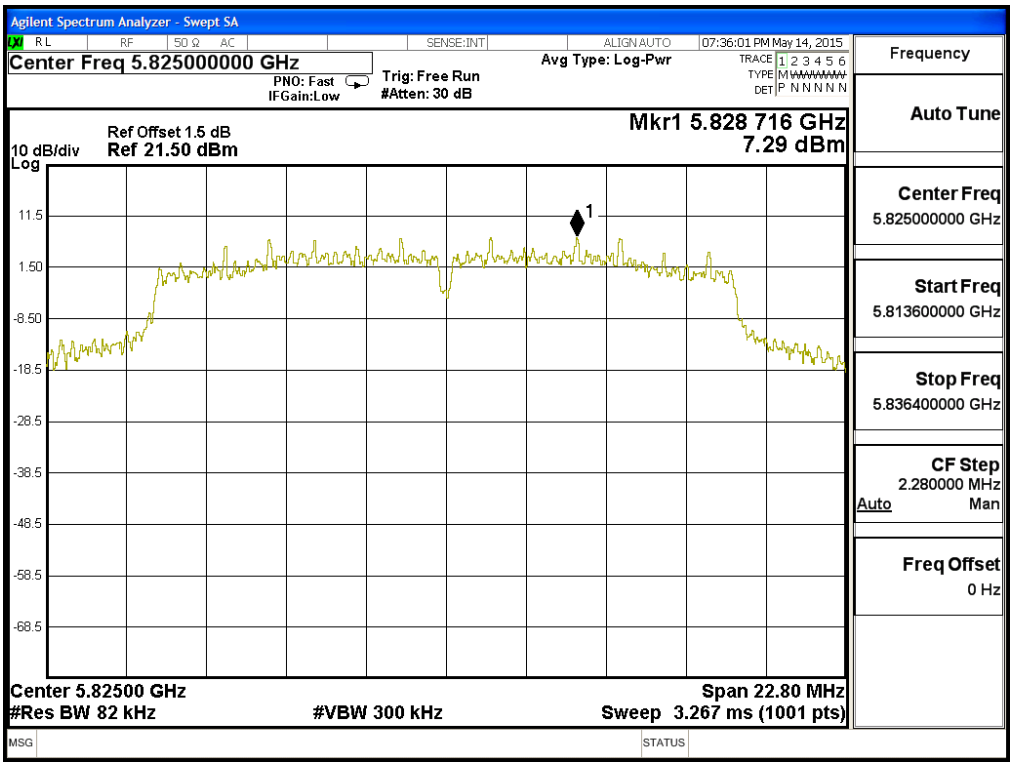

Product : Intel® Dual Band Wireless-AC 8260
Test Item : Power Density Data
Test Site : No.3 OATS
Test Mode : Mode 1 SISO A: Transmit - 802.11n-20BW_7.2Mbps(2.4G Band) (2412MHz)

Channel No.	Frequency (MHz)	Measure Level (dBm)	Limit (dBm)	Result
1	2412.00	7.34	< 8dBm	Pass

Figure Channel 1:

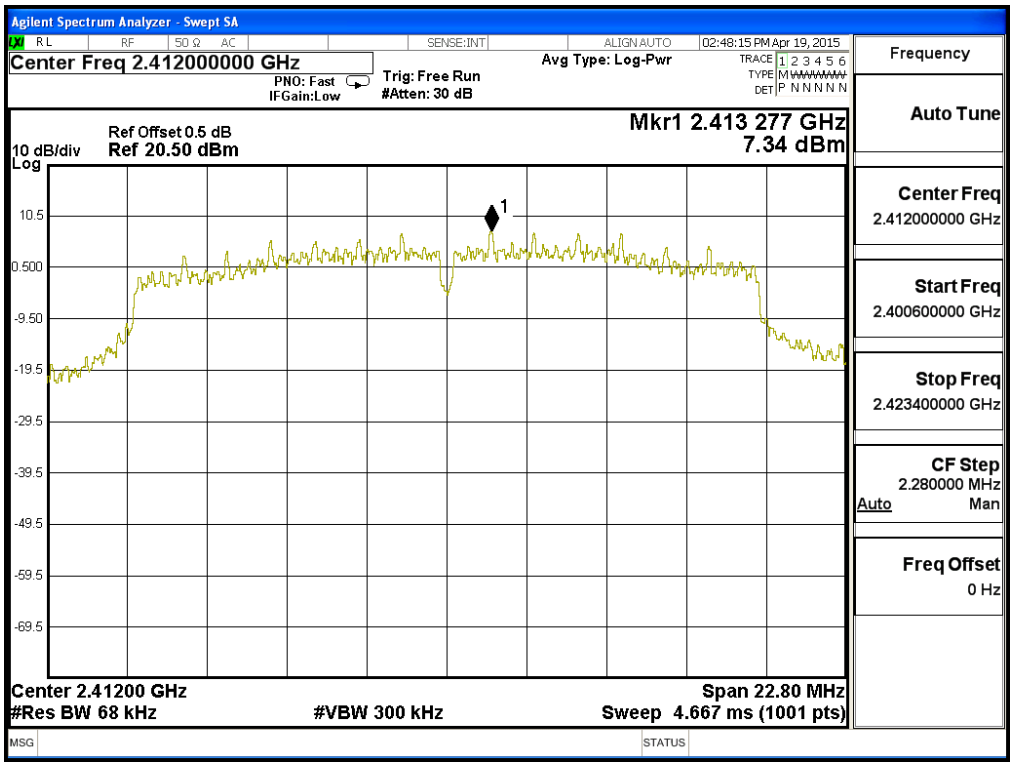

Product : Intel® Dual Band Wireless-AC 8260
Test Item : Power Density Data
Test Site : No.3OATS
Test Mode : Mode 1 SISO A: Transmit - 802.11n-20BW_7.2Mbps(2.4G Band) (2437MHz)

Channel No.	Frequency (MHz)	Measurement Level (dBm)	Required Limit (dBm)	Result
6	2437.000	7.63	< 8dBm	Pass

Figure Channel 6:

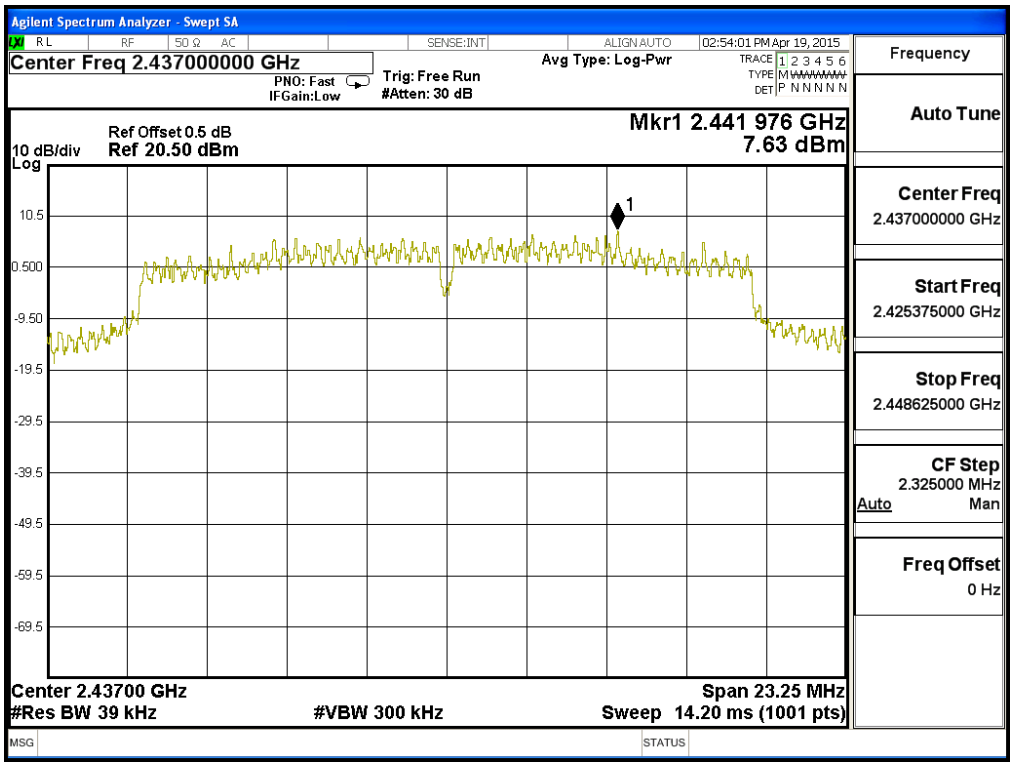

Product : Intel® Dual Band Wireless-AC 8260
Test Item : Power Density Data
Test Site : No.3 OATS
Test Mode : Mode 1 SISO A: Transmit - 802.11n-20BW_7.2Mbps(2.4G Band) (2462MHz)

Channel No.	Frequency (MHz)	Measurement Level (dBm)	Required Limit (dBm)	Result
11	2462.00	6.77	< 8dBm	Pass

Figure Channel 11:

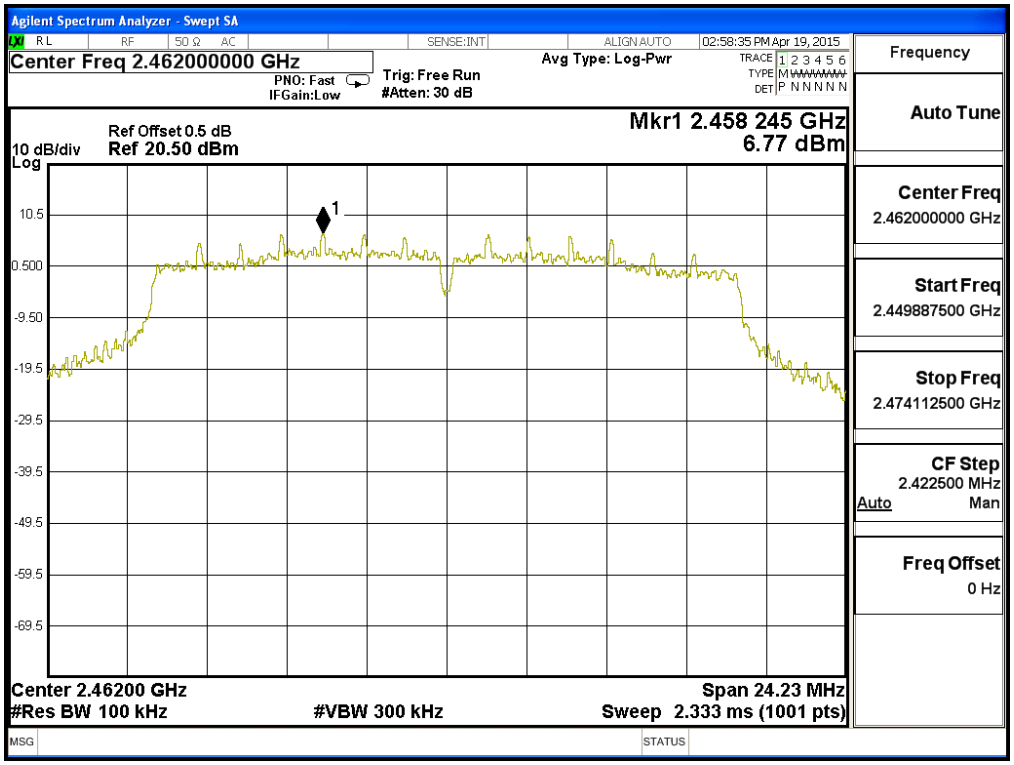

Product : Intel® Dual Band Wireless-AC 8260
Test Item : Power Density Data
Test Site : No.3 OATS
Test Mode : Mode 1 SISO A: Transmit - 802.11n-20BW_7.2Mbps(2.4G Band) (2467MHz)

Channel No.	Frequency (MHz)	Measurement Level (dBm)	Required Limit (dBm)	Result
112	2467.00	6.991	< 8dBm	Pass

Figure Channel 12:

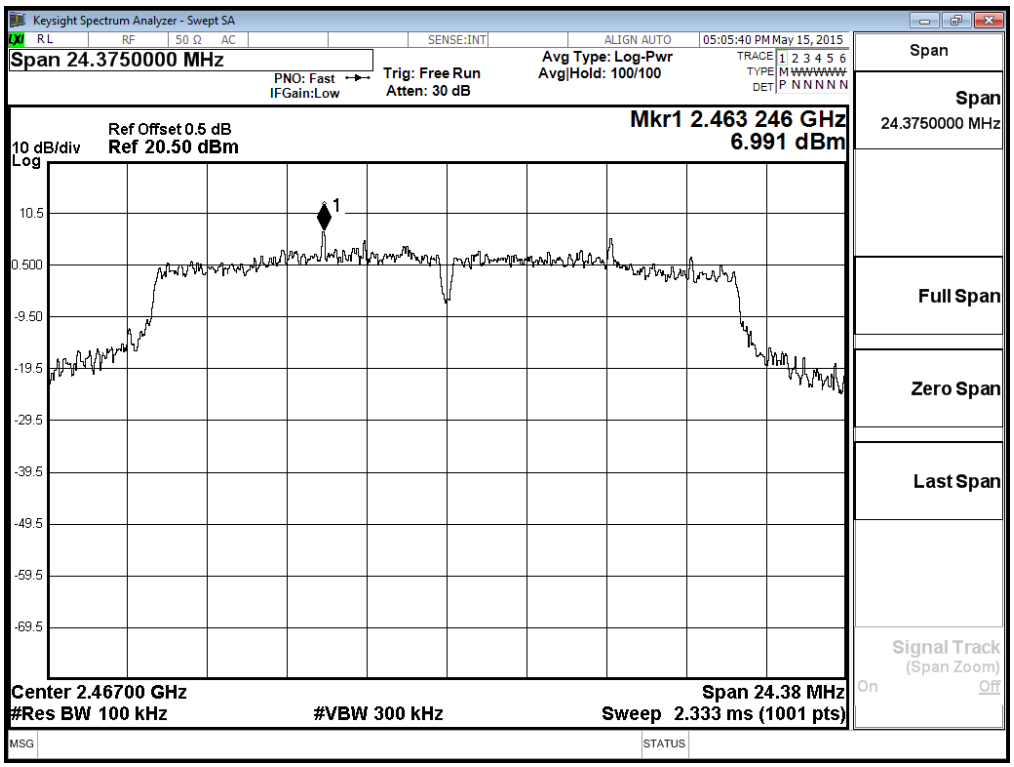

Product : Intel® Dual Band Wireless-AC 8260
Test Item : Power Density Data
Test Site : No.3 OATS
Test Mode : Mode 1 SISO A: Transmit - 802.11n-40BW_15Mbps(2.4G Band) (2422MHz)

Channel No.	Frequency (MHz)	Measure Level (dBm)	Limit (dBm)	Result
3	2422.00	3.76	< 8dBm	Pass

Figure Channel 3:

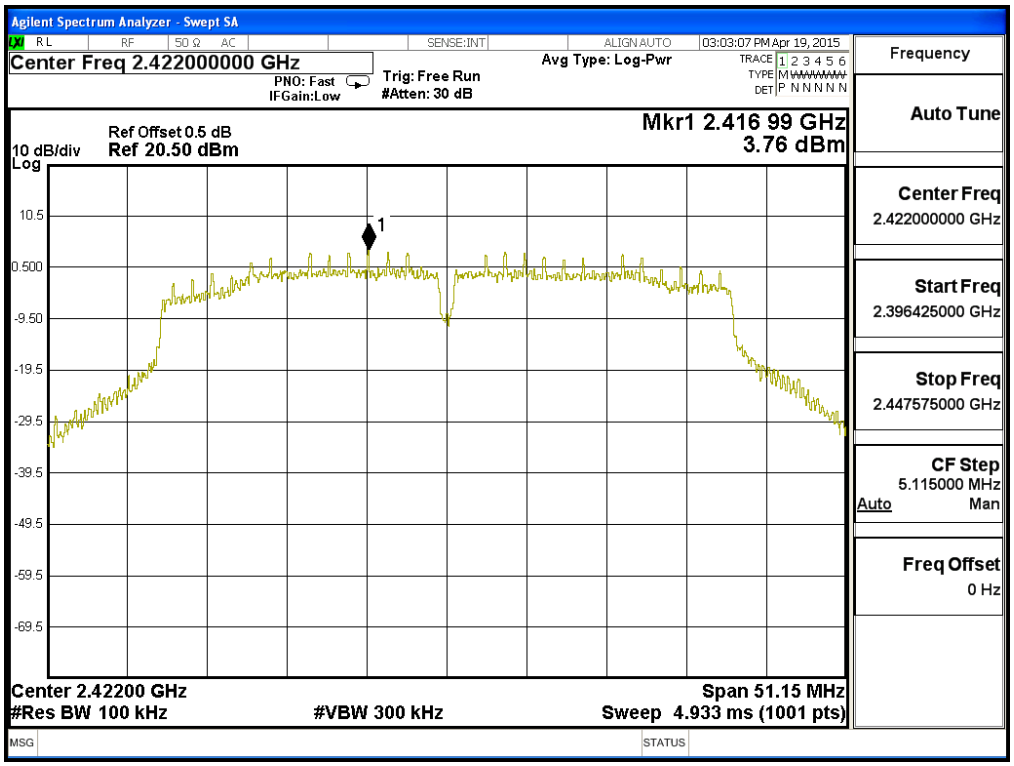

Product : Intel® Dual Band Wireless-AC 8260
Test Item : Power Density Data
Test Site : No.3OATS
Test Mode : Mode 1 SISO A: Transmit - 802.11n-40BW_15Mbps(2.4G Band) (2437MHz)

Channel No.	Frequency (MHz)	Measurement Level (dBm)	Required Limit (dBm)	Result
6	2437.000	5.56	< 8dBm	Pass

Figure Channel 6:

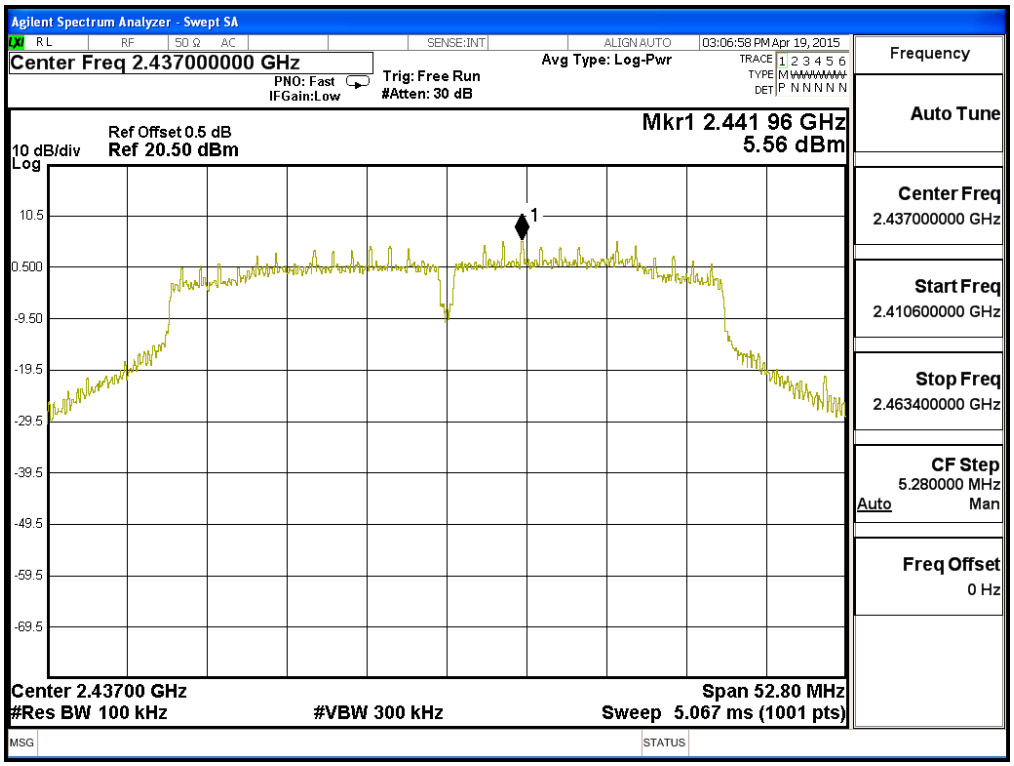

Product : Intel® Dual Band Wireless-AC 8260
Test Item : Power Density Data
Test Site : No.3 OATS
Test Mode : Mode 1 SISO A: Transmit - 802.11n-40BW_15Mbps(2.4G Band) (2452MHz)

Channel No.	Frequency (MHz)	Measurement Level (dBm)	Required Limit (dBm)	Result
09	2452.00	2.06	< 8dBm	Pass

Figure Channel 9:

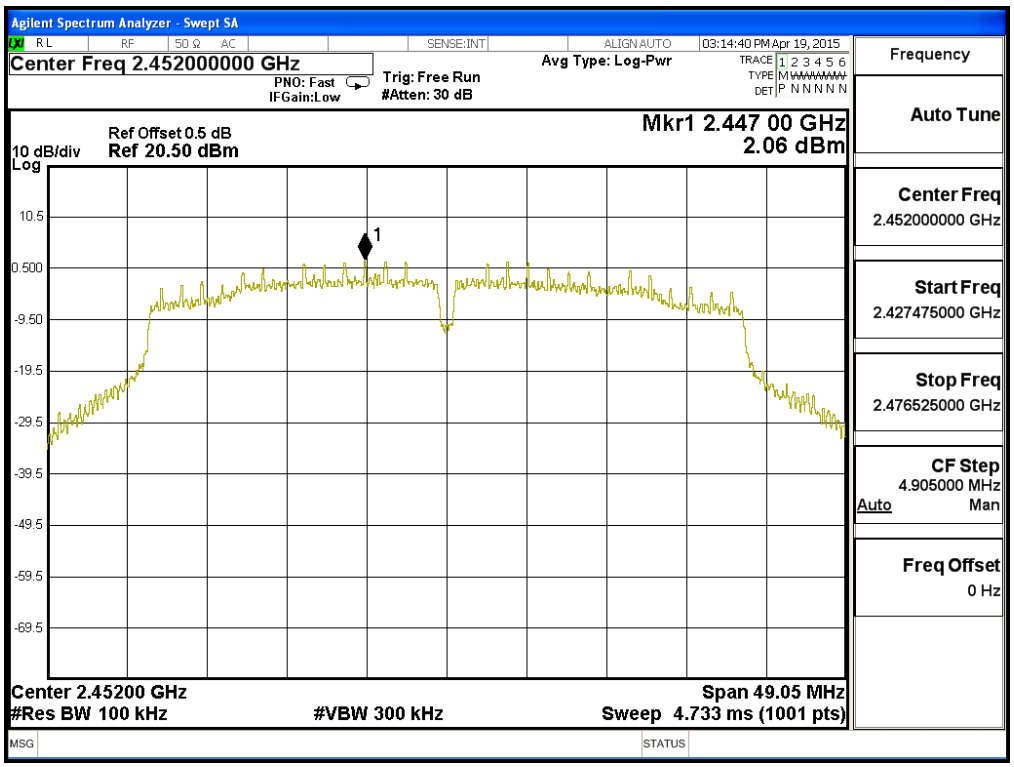

Product : Intel® Dual Band Wireless-AC 8260
Test Item : Power Density Data
Test Site : No.3 OATS
Test Mode : Mode 1 SISO A: Transmit - 802.11n-40BW_15Mbps(2.4G Band) (2457MHz)

Channel No.	Frequency (MHz)	Measurement Level (dBm)	Required Limit (dBm)	Result
10	2457.00	-1.230	< 8dBm	Pass

Figure Channel 10:

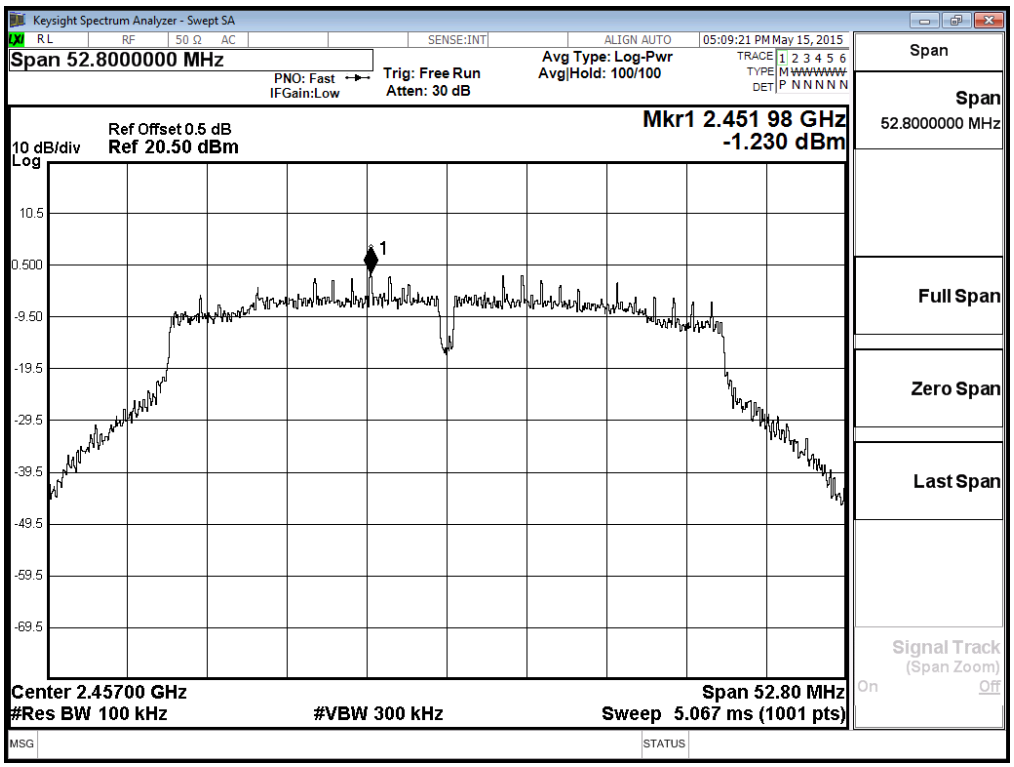

Product : Intel® Dual Band Wireless-AC 8260
Test Item : Power Density Data
Test Site : No.3 OATS
Test Mode : Mode 1 SISO A: Transmit - 802.11n-20BW_7.2Mbps(5G Band) (5745MHz)

Channel No.	Frequency (MHz)	Measure Level (dBm)	Limit (dBm)	Result
149	5745.00	7.55	< 8dBm	Pass

Figure Channel 149:

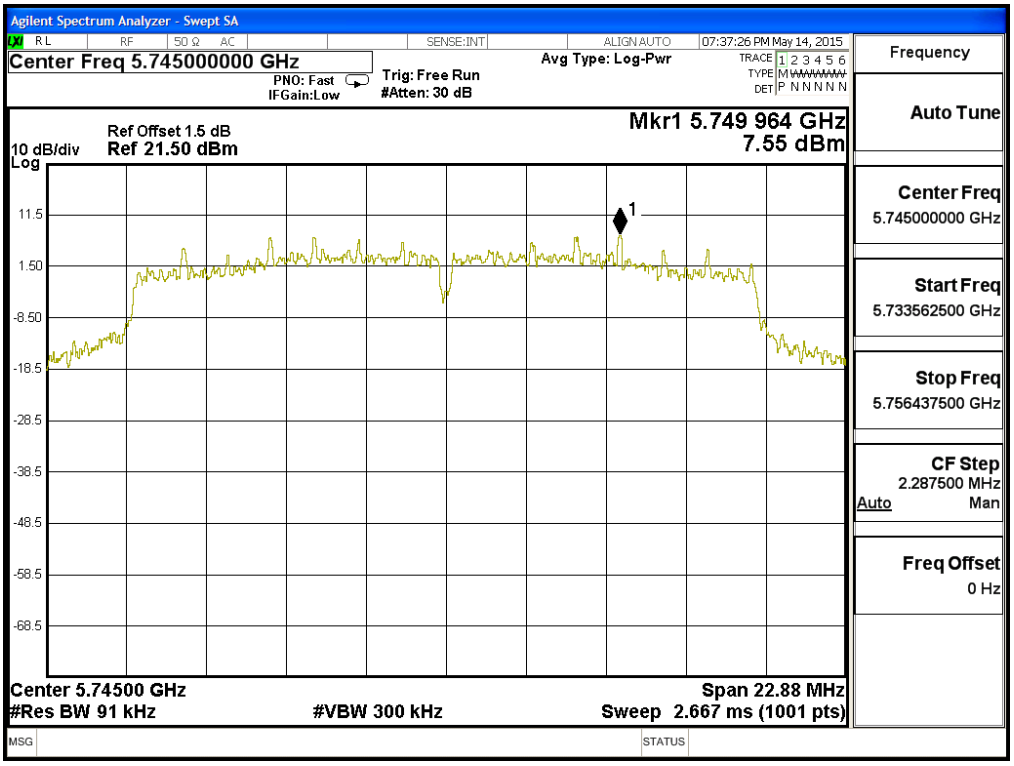

Product : Intel® Dual Band Wireless-AC 8260
Test Item : Power Density Data
Test Site : No.3OATS
Test Mode : Mode 1 SISO A: Transmit - 802.11n-20BW_7.2Mbps(5G Band) (5785MHz)

Channel No.	Frequency (MHz)	Measurement Level (dBm)	Required Limit (dBm)	Result
157	5785.000	7.61	< 8dBm	Pass

Figure Channel 157:

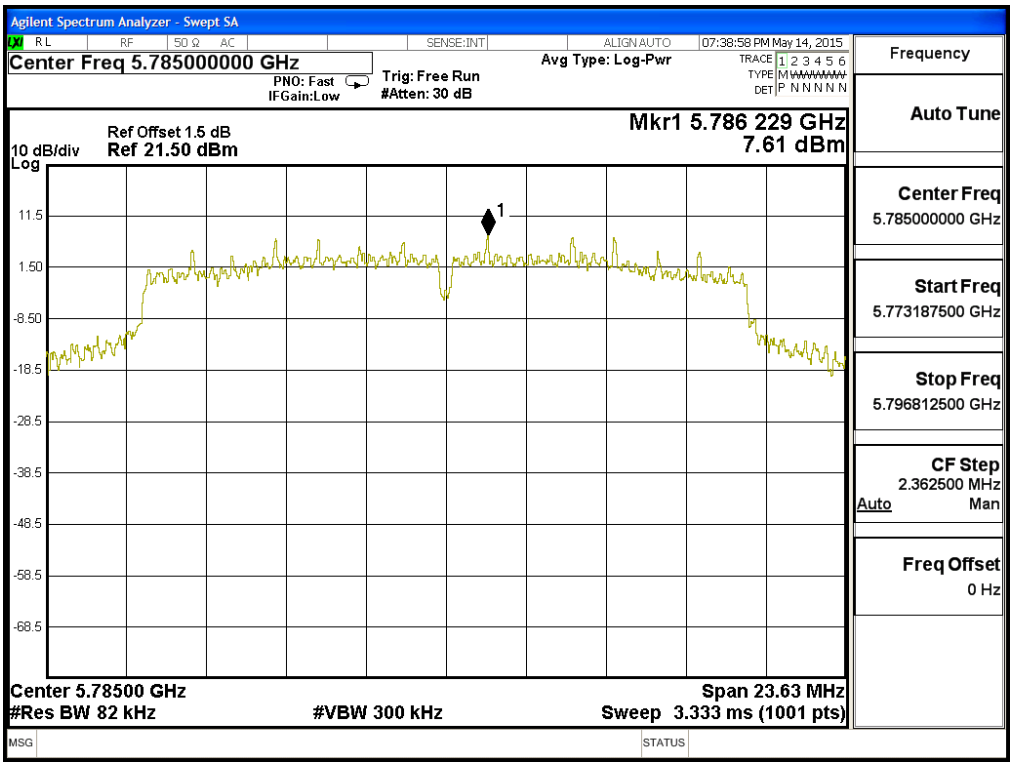

Product : Intel® Dual Band Wireless-AC 8260
Test Item : Power Density Data
Test Site : No.3 OATS
Test Mode : Mode 1 SISO A: Transmit - 802.11n-20BW_7.2Mbps(5G Band) (5825MHz)

Channel No.	Frequency (MHz)	Measurement Level (dBm)	Required Limit (dBm)	Result
165	5825.00	7.35	< 8dBm	Pass

Figure Channel 165:

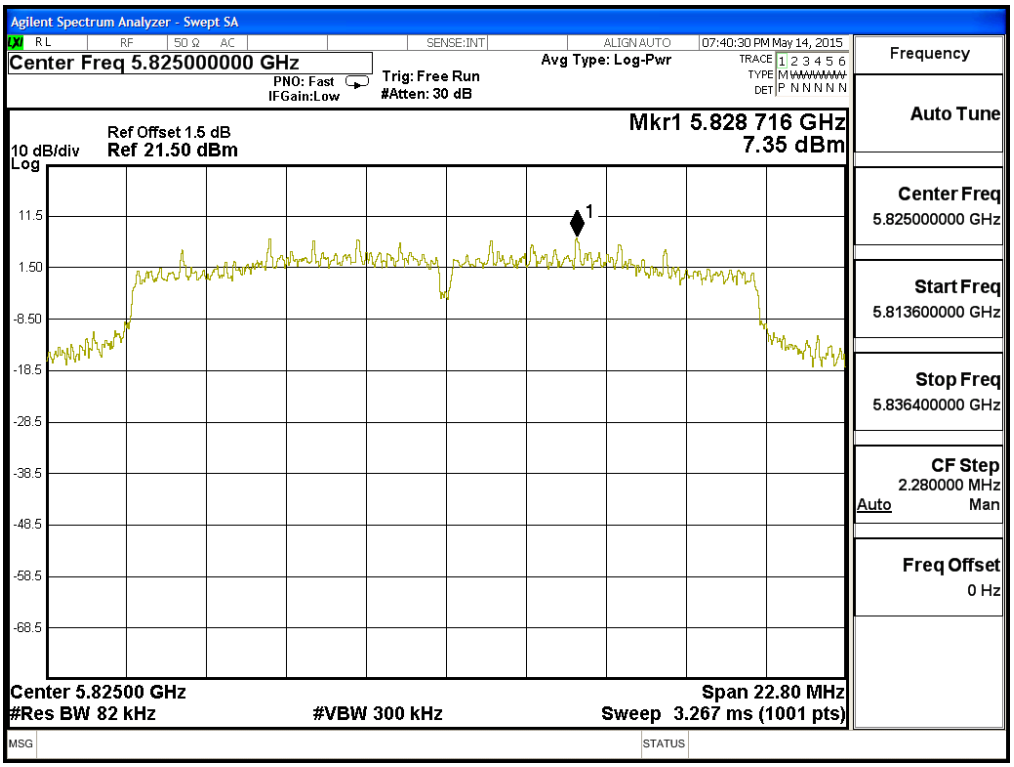

Product : Intel® Dual Band Wireless-AC 8260
Test Item : Power Density Data
Test Site : No.3 OATS
Test Mode : Mode 1 SISO A: Transmit - 802.11n-40BW_15Mbps(5G Band) (5755MHz)

Channel No.	Frequency (MHz)	Measure Level (dBm)	Limit (dBm)	Result
151	5755.00	5.30	< 8dBm	Pass

Figure Channel 151:

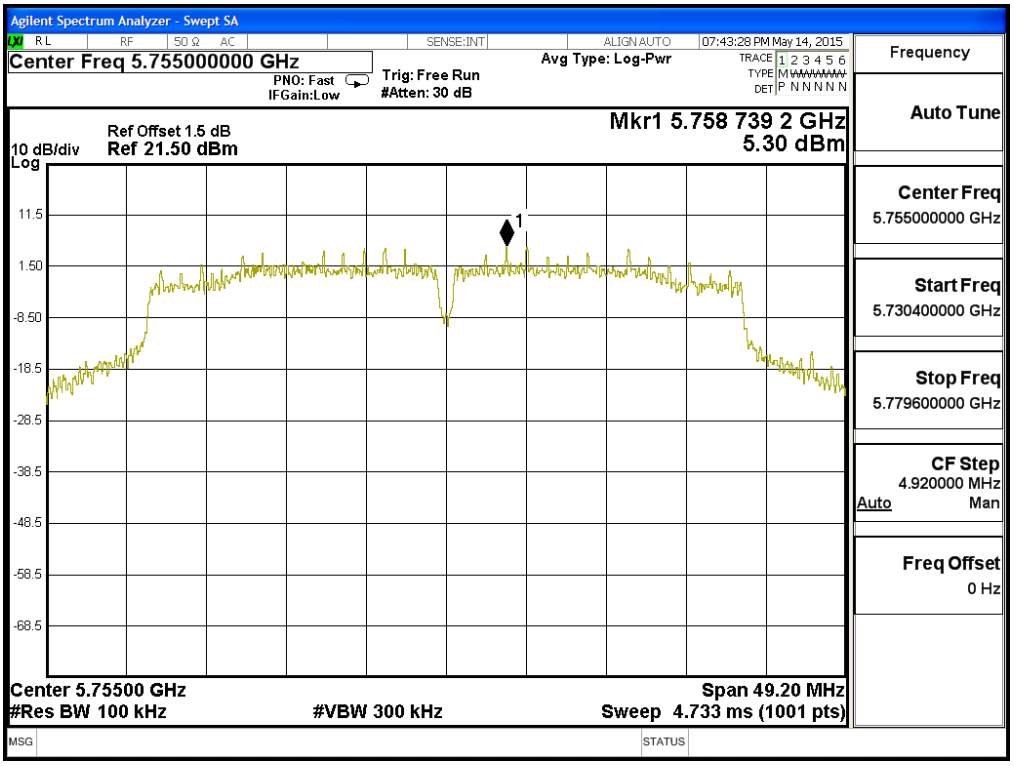

Product : Intel® Dual Band Wireless-AC 8260
Test Item : Power Density Data
Test Site : No.3OATS
Test Mode : Mode 1 SISO A: Transmit - 802.11n-40BW_15Mbps(5G Band) (5795MHz)

Channel No.	Frequency (MHz)	Measurement Level (dBm)	Required Limit (dBm)	Result
159	5795.000	5.90	< 8dBm	Pass

Figure Channel 159:

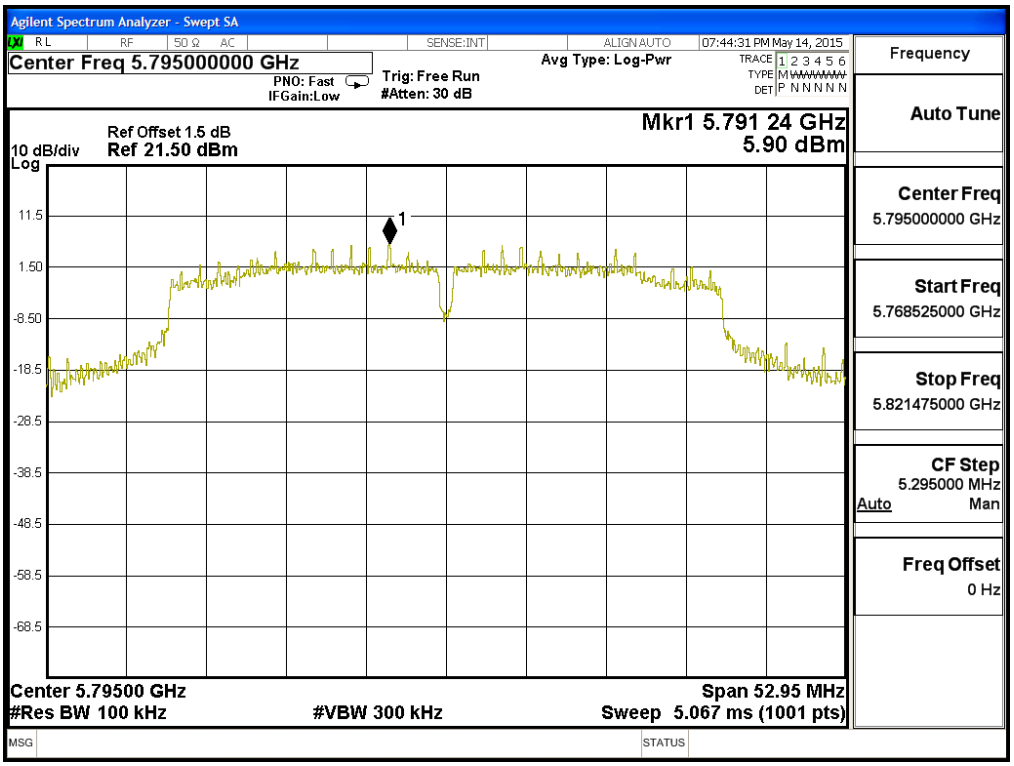

Product : Intel® Dual Band Wireless-AC 8260
Test Item : Power Density Data
Test Site : No.3OATS
Test Mode : Mode 1 SISO A: Transmit - 802.11ac-80BW_32.5Mbps(5G Band) (5775MHz)

Channel No.	Frequency (MHz)	Measurement Level (dBm)	Required Limit (dBm)	Result
155	5775.000	-3.606	< 8dBm	Pass

Figure Channel 155:

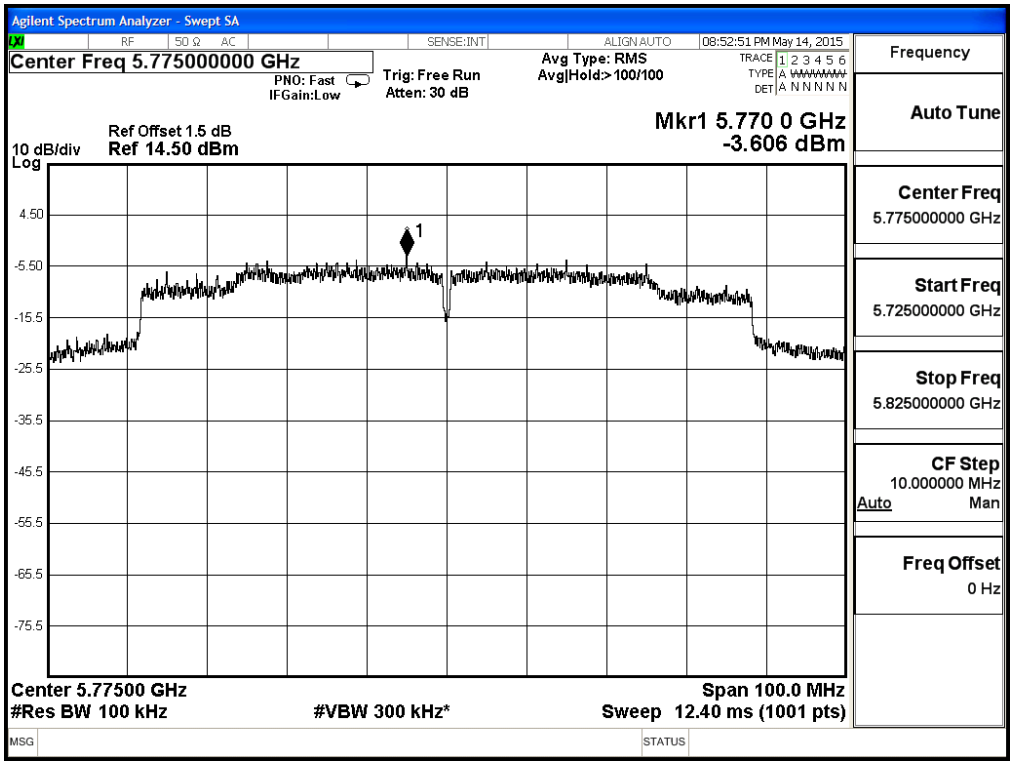

Product : Intel® Dual Band Wireless-AC 8260
Test Item : Power Density Data
Test Site : No.3 OATS
Test Mode : Mode 2 SISO B: Transmit (802.11b 1Mbps) (2412MHz)

Channel No.	Frequency (MHz)	Measure Level (dBm)	Limit (dBm)	Result
1	2412.00	6.41	< 8dBm	Pass

Figure Channel 1:

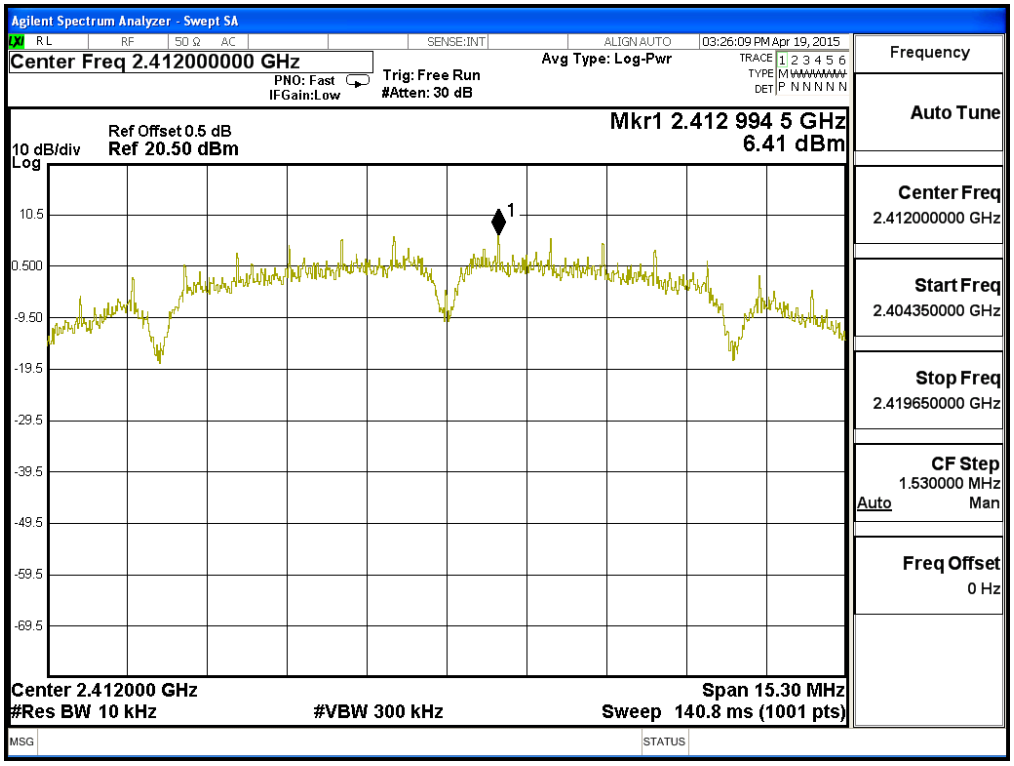

Product : Intel® Dual Band Wireless-AC 8260
Test Item : Power Density Data
Test Site : No.3OATS
Test Mode : Mode 2 SISO B: Transmit (802.11b 1Mbps) (2437MHz)

Channel No.	Frequency (MHz)	Measurement Level (dBm)	Required Limit (dBm)	Result
6	2437.000	6.36	< 8dBm	Pass

Figure Channel 6:

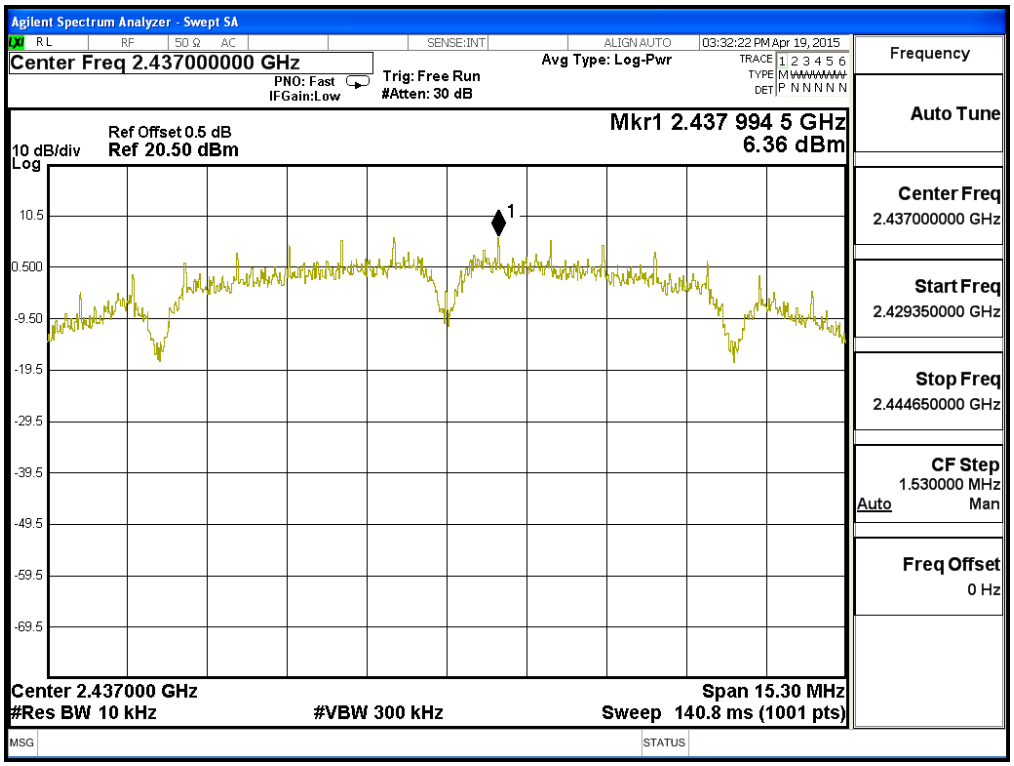

Product : Intel® Dual Band Wireless-AC 8260
Test Item : Power Density Data
Test Site : No.3 OATS
Test Mode : Mode 2 SISO B: Transmit (802.11b 1Mbps) (2462MHz)

Channel No.	Frequency (MHz)	Measurement Level (dBm)	Required Limit (dBm)	Result
11	2462	3.570	< 8dBm	Pass

Figure Channel 11:

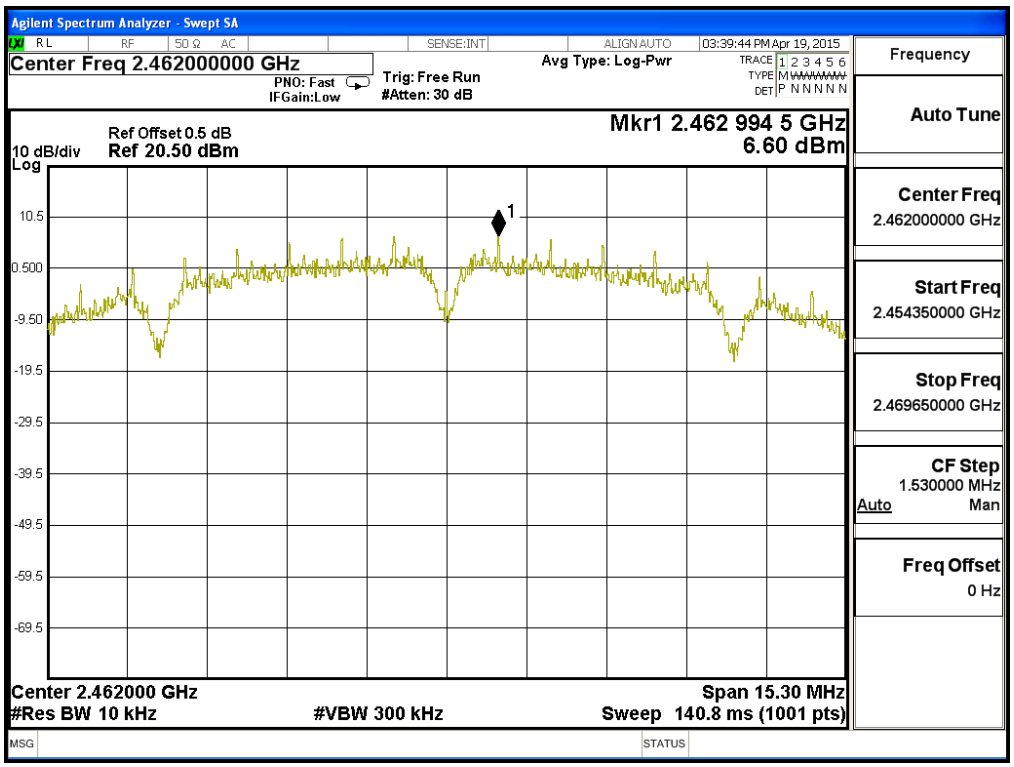

Product : Intel® Dual Band Wireless-AC 8260
Test Item : Power Density Data
Test Site : No.3 OATS
Test Mode : Mode 2 SISO B: Transmit (802.11b 1Mbps) (2467MHz)

Channel No.	Frequency (MHz)	Measurement Level (dBm)	Required Limit (dBm)	Result
12	2467	5.185	< 8dBm	Pass

Figure Channel 12:

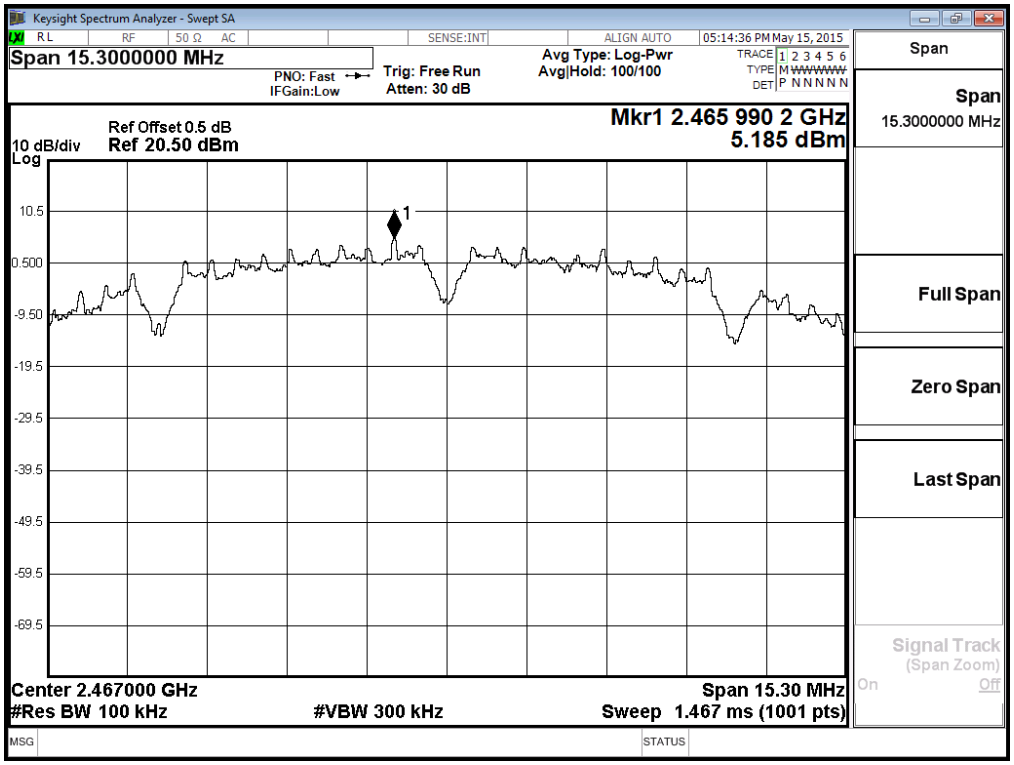

Product : Intel® Dual Band Wireless-AC 8260
Test Item : Power Density Data
Test Site : No.3 OATS
Test Mode : Mode 2 SISO B: Transmit (802.11g 6Mbps) (2412MHz)

Channel No.	Frequency (MHz)	Measure Level (dBm)	Limit (dBm)	Result
1	2412.00	7.64	< 8dBm	Pass

Figure Channel 1:

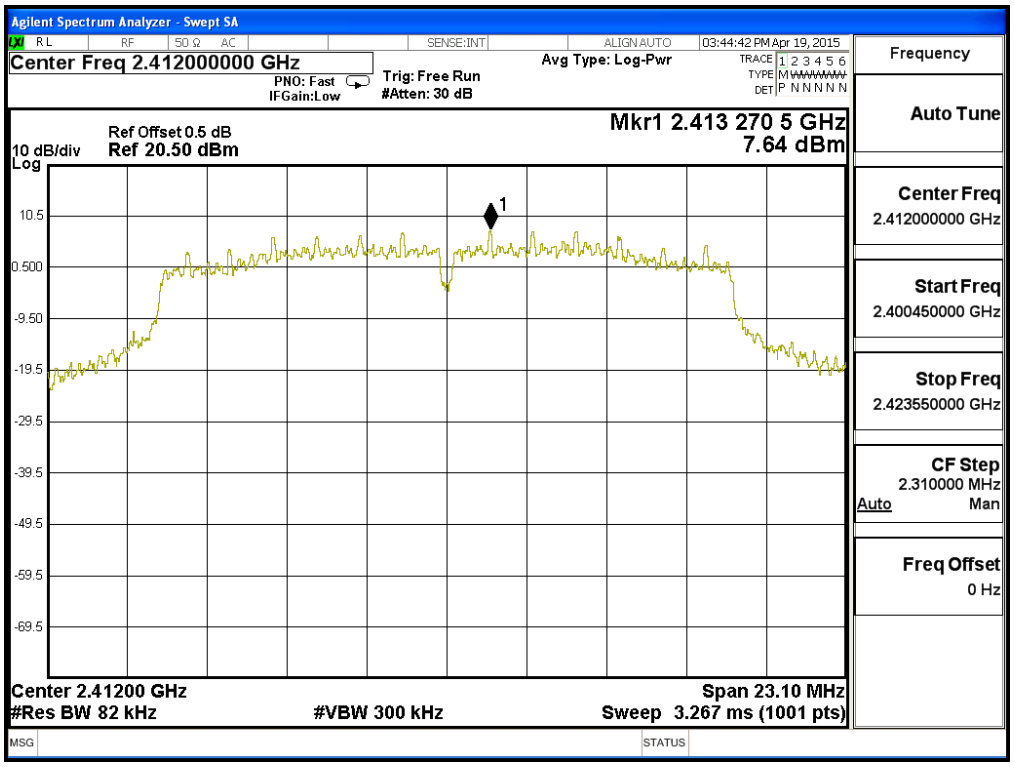

Product : Intel® Dual Band Wireless-AC 8260
Test Item : Power Density Data
Test Site : No.3OATS
Test Mode : Mode 2 SISO B: Transmit (802.11g 6Mbps) (2437MHz)

Channel No.	Frequency (MHz)	Measurement Level (dBm)	Required Limit (dBm)	Result
6	2437.000	7.60	< 8dBm	Pass

Figure Channel 6:

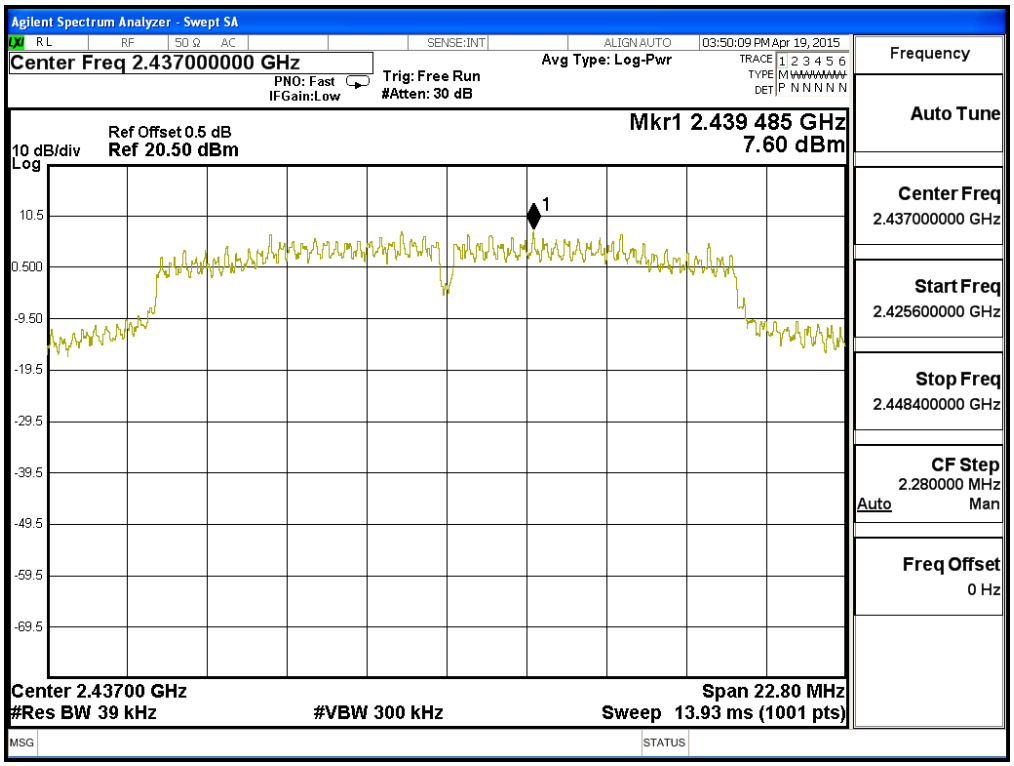

Product : Intel® Dual Band Wireless-AC 8260
Test Item : Power Density Data
Test Site : No.3 OATS
Test Mode : Mode 2 SISO B: Transmit (802.11g 6Mbps) (2462MHz)

Channel No.	Frequency (MHz)	Measurement Level (dBm)	Required Limit (dBm)	Result
11	2462.00	7.13	< 8dBm	Pass

Figure Channel 11:

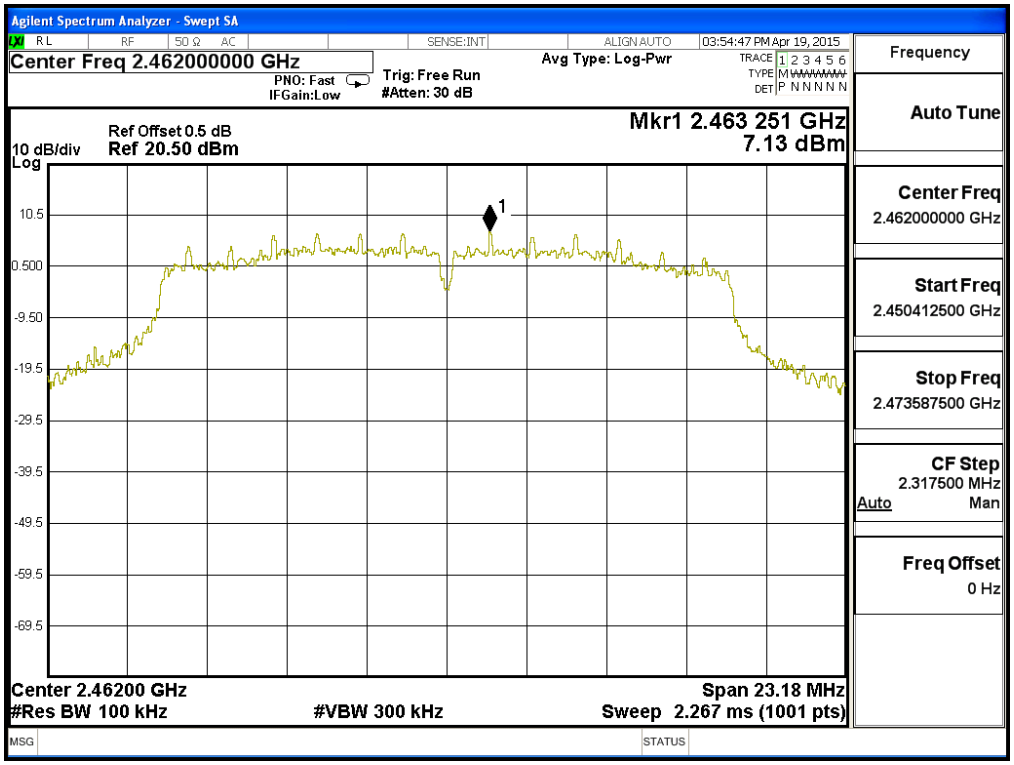

Product : Intel® Dual Band Wireless-AC 8260
Test Item : Power Density Data
Test Site : No.3 OATS
Test Mode : Mode 2 SISO B: Transmit (802.11g 6Mbps) (2467MHz)

Channel No.	Frequency (MHz)	Measurement Level (dBm)	Required Limit (dBm)	Result
12	2467.00	1.364	< 8dBm	Pass

Figure Channel 12:

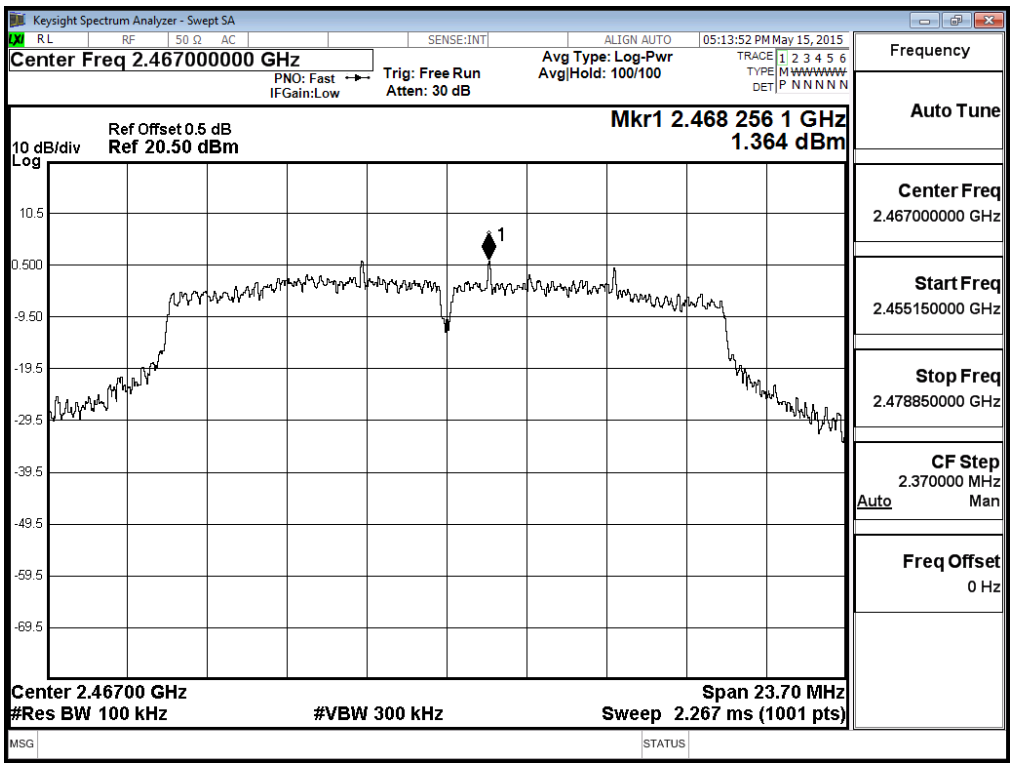

Product : Intel® Dual Band Wireless-AC 8260
Test Item : Power Density Data
Test Site : No.3 OATS
Test Mode : Mode 2 SISO B: Transmit - 802.11a 6Mbps (5745MHz)

Channel No.	Frequency (MHz)	Measure Level (dBm)	Limit (dBm)	Result
149	5745.000	7.82	< 8dBm	Pass

Figure Channel 149:

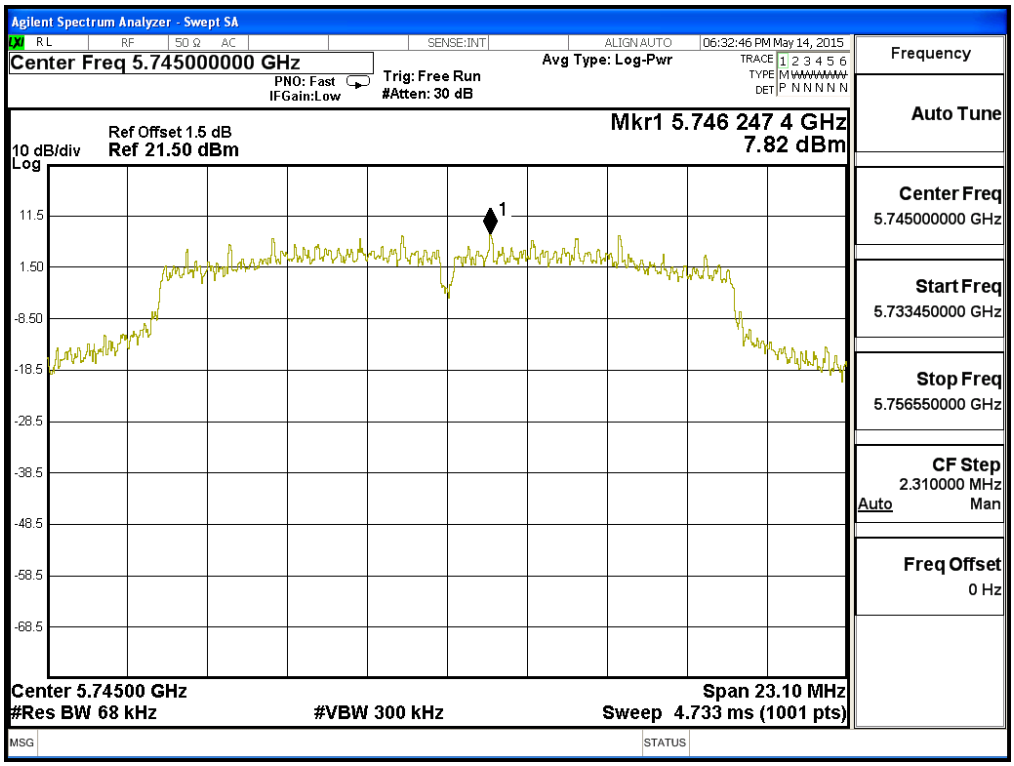

Product : Intel® Dual Band Wireless-AC 8260
Test Item : Power Density Data
Test Site : No.3 OATS
Test Mode : Mode 2 SISO B: Transmit - 802.11a 6Mbps (5785MHz)

Channel No.	Frequency (MHz)	Measure Level (dBm)	Limit (dBm)	Result
157	5785.000	7.88	< 8dBm	Pass

Figure Channel 157:

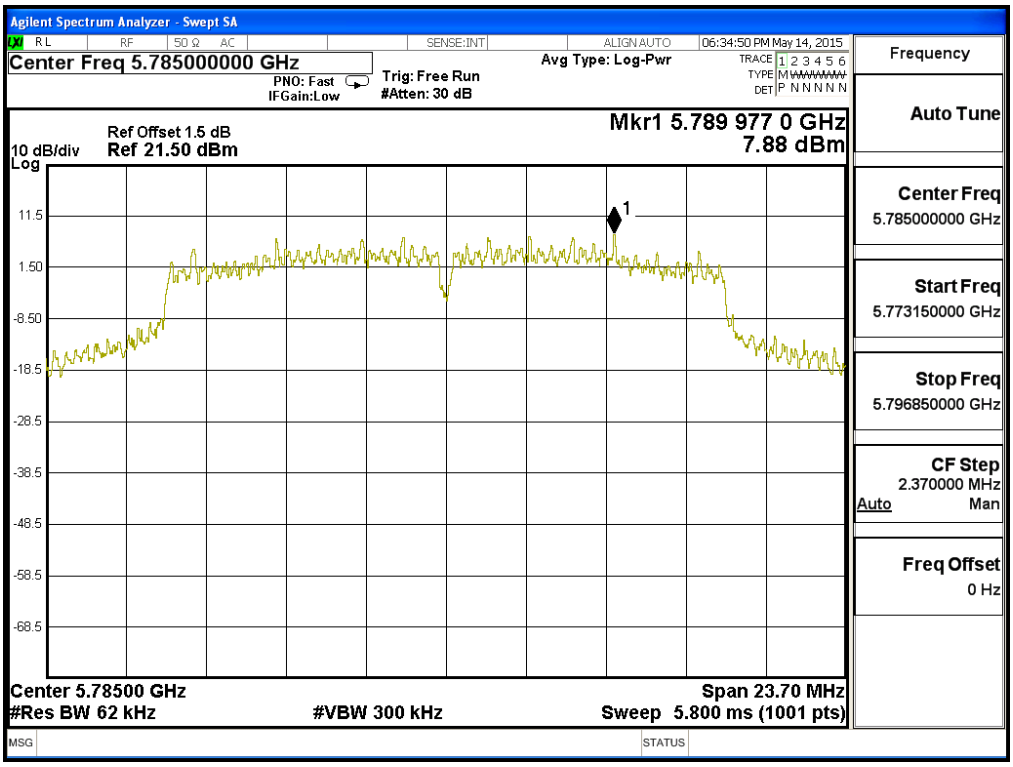

Product : Intel® Dual Band Wireless-AC 8260
Test Item : Power Density Data
Test Site : No.3 OATS
Test Mode : Mode 2 SISO B: Transmit - 802.11a 6Mbps (5825MHz)

Channel No.	Frequency (MHz)	Measure Level (dBm)	Limit (dBm)	Result
165	5825.000	7.57	< 8dBm	Pass

Figure Channel 165:

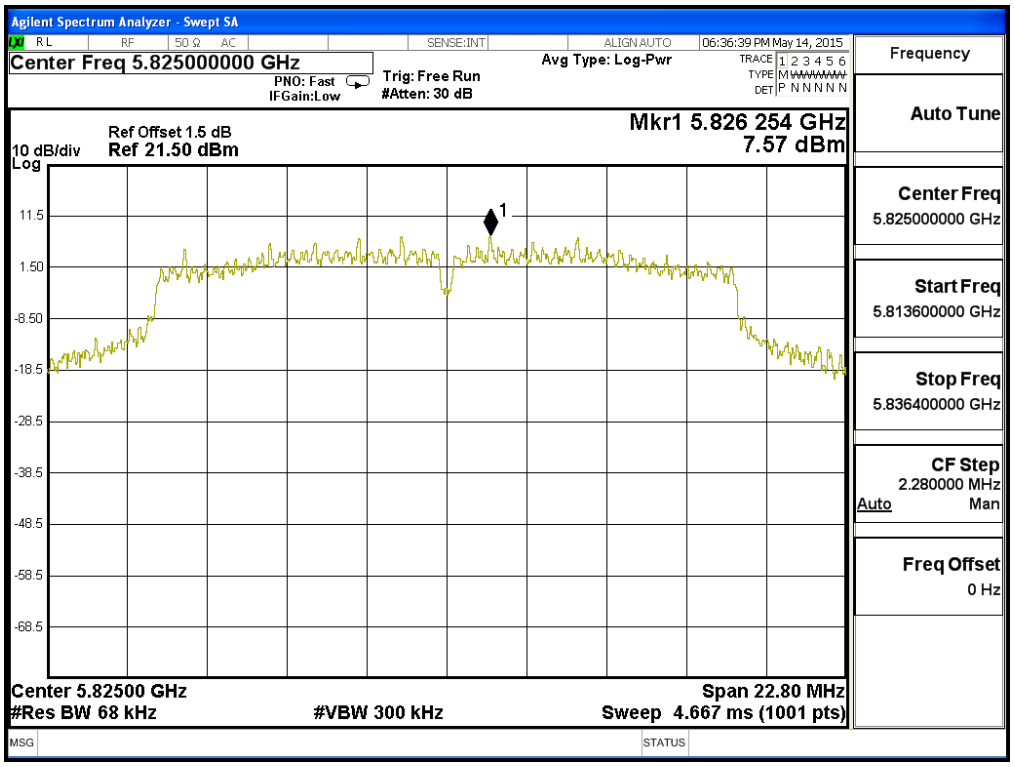

Product : Intel® Dual Band Wireless-AC 8260
Test Item : Power Density Data
Test Site : No.3 OATS
Test Mode : Mode 2 SISO B: Transmit - 802.11n-20BW_7.2Mbps(2.4G Band) (2412MHz)

Channel No.	Frequency (MHz)	Measure Level (dBm)	Limit (dBm)	Result
1	2412.00	7.89	< 8dBm	Pass

Figure Channel 1:

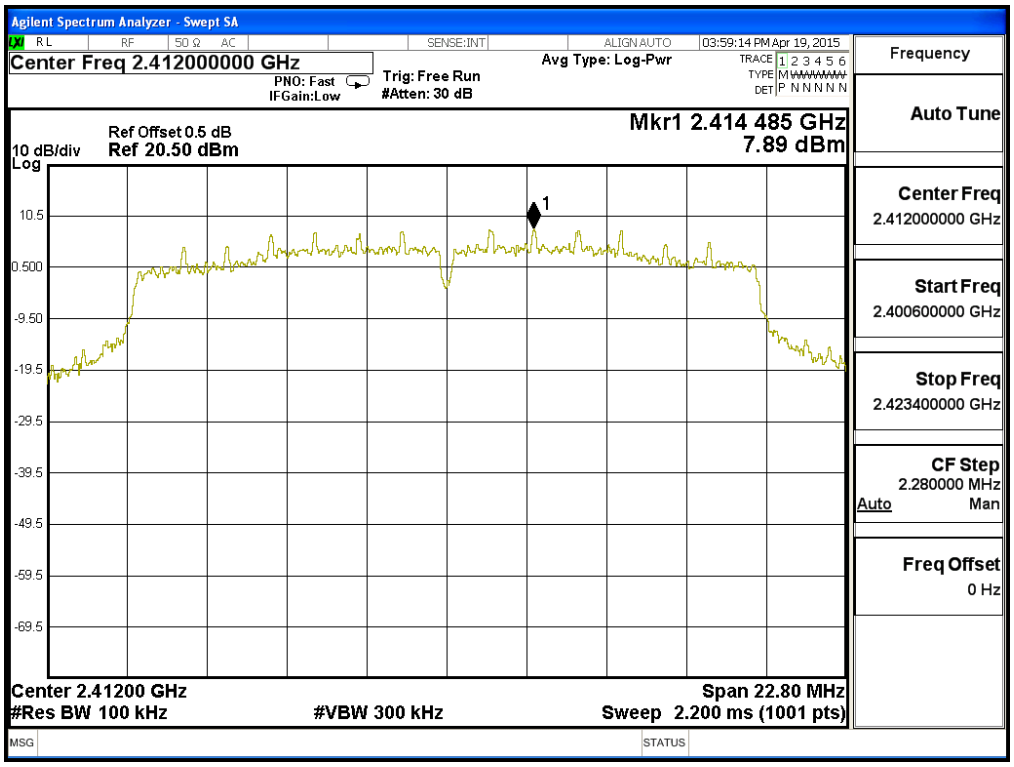

Product : Intel® Dual Band Wireless-AC 8260
Test Item : Power Density Data
Test Site : No.3OATS
Test Mode : Mode 2 SISO B: Transmit - 802.11n-20BW_7.2Mbps(2.4G Band) (2437MHz)

Channel No.	Frequency (MHz)	Measurement Level (dBm)	Required Limit (dBm)	Result
6	2437.000	7.73	< 8dBm	Pass

Figure Channel 6:

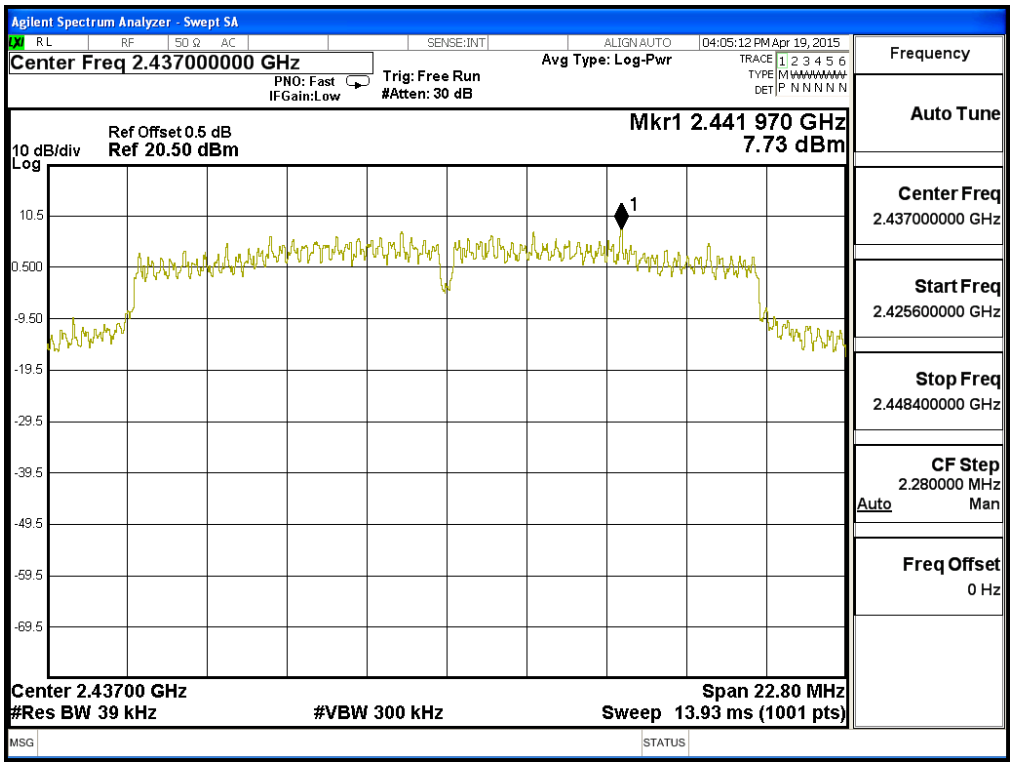

Product : Intel® Dual Band Wireless-AC 8260
Test Item : Power Density Data
Test Site : No.3 OATS
Test Mode : Mode 2 SISO B: Transmit - 802.11n-20BW_7.2Mbps(2.4G Band) (2462MHz)

Channel No.	Frequency (MHz)	Measurement Level (dBm)	Required Limit (dBm)	Result
11	2462.00	5.95	< 8dBm	Pass

Figure Channel 11:

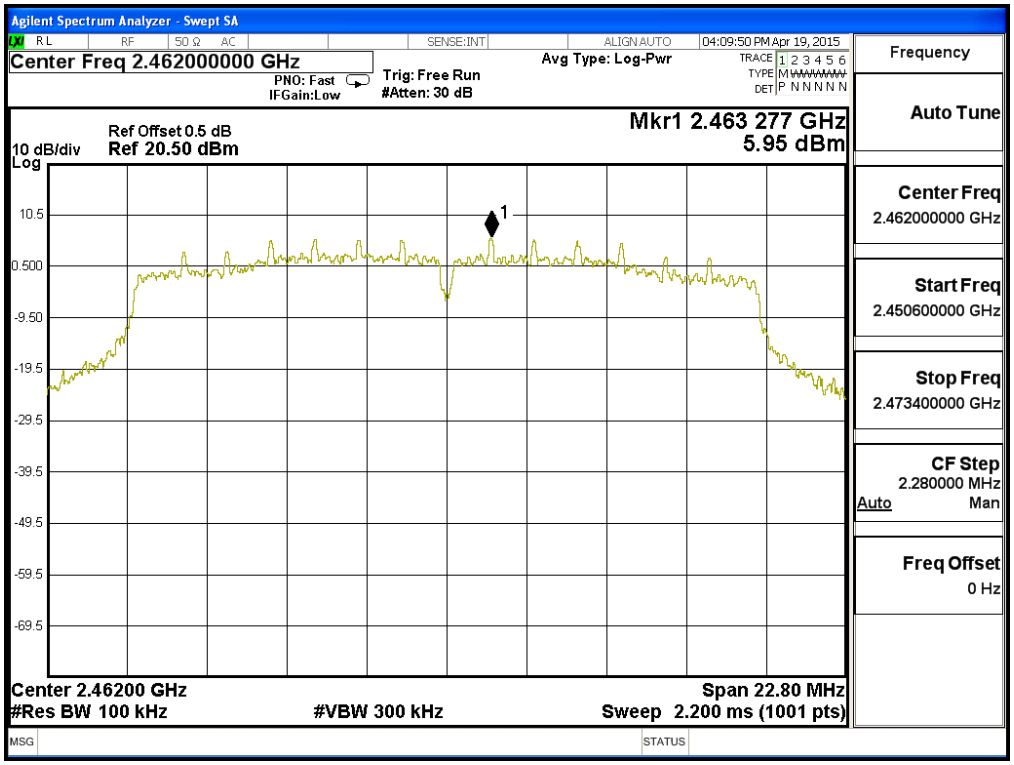

Product : Intel® Dual Band Wireless-AC 8260
Test Item : Power Density Data
Test Site : No.3 OATS
Test Mode : Mode 2 SISO B: Transmit - 802.11n-20BW_7.2Mbps(2.4G Band) (2467MHz)

Channel No.	Frequency (MHz)	Measurement Level (dBm)	Required Limit (dBm)	Result
12	2467.00	5.824	< 8dBm	Pass

Figure Channel 12:

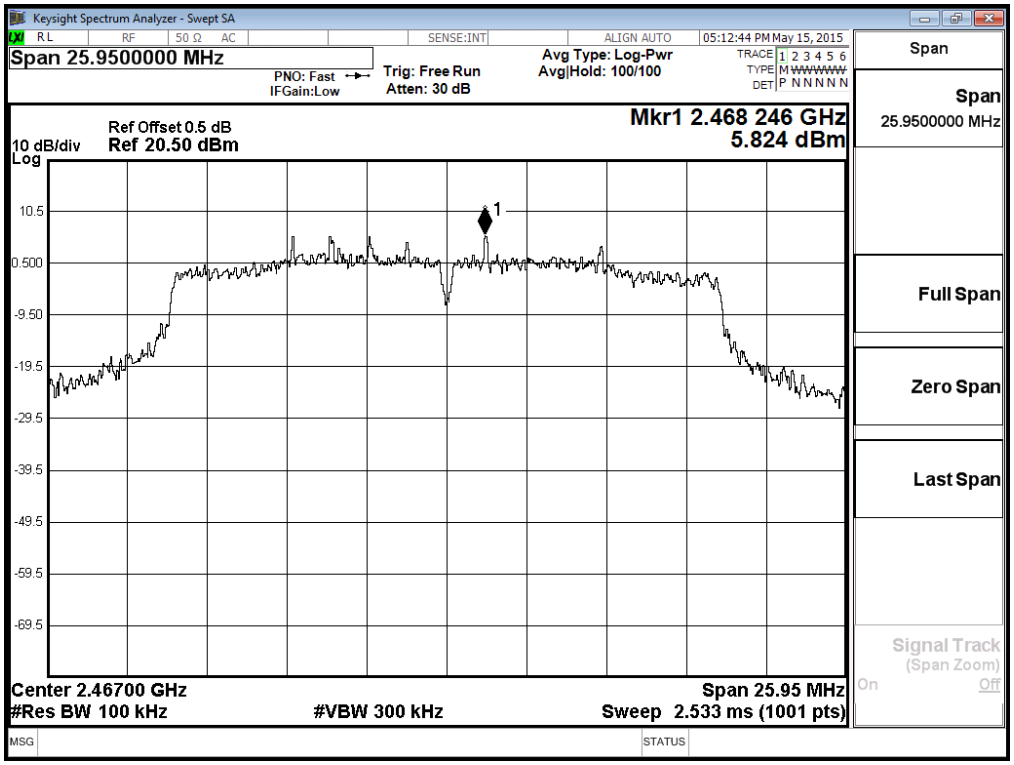

Product : Intel® Dual Band Wireless-AC 8260
Test Item : Power Density Data
Test Site : No.3 OATS
Test Mode : Mode 2 SISO B: Transmit - 802.11n-40BW_15Mbps(2.4G Band) (2422MHz)

Channel No.	Frequency (MHz)	Measure Level (dBm)	Limit (dBm)	Result
3	2422.00	2.07	< 8dBm	Pass

Figure Channel 3:

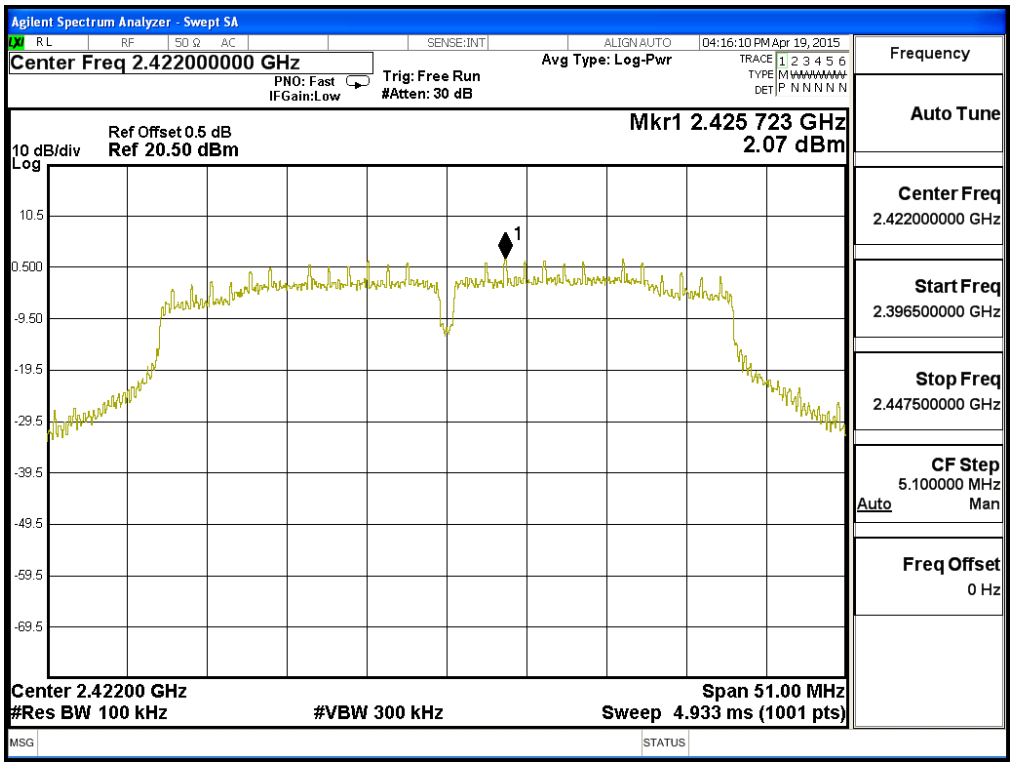

Product : Intel® Dual Band Wireless-AC 8260
Test Item : Power Density Data
Test Site : No.3OATS
Test Mode : Mode 2 SISO B: Transmit - 802.11n-40BW_15Mbps(2.4G Band) (2437MHz)

Channel No.	Frequency (MHz)	Measurement Level (dBm)	Required Limit (dBm)	Result
6	2437.000	4.93	< 8dBm	Pass

Figure Channel 6:

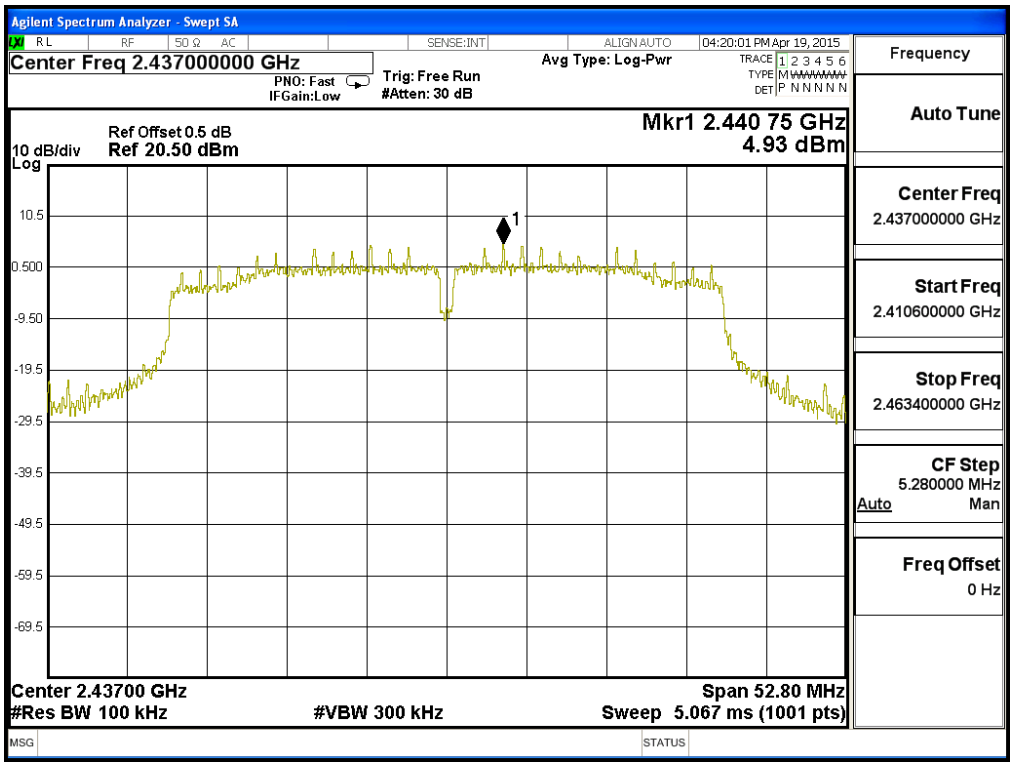

Product : Intel® Dual Band Wireless-AC 8260
Test Item : Power Density Data
Test Site : No.3 OATS
Test Mode : Mode 2 SISO B: Transmit - 802.11n-40BW_15Mbps(2.4G Band) (2452MHz)

Channel No.	Frequency (MHz)	Measurement Level (dBm)	Required Limit (dBm)	Result
09	2452.00	1.45	< 8dBm	Pass

Figure Channel 9:

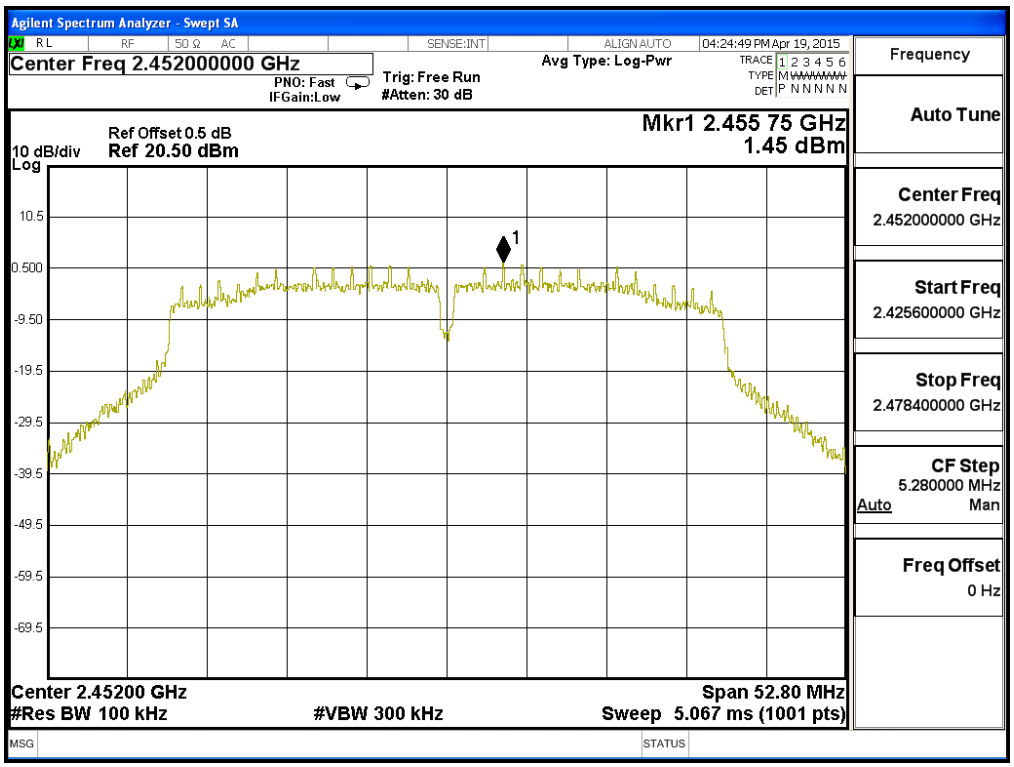

Product : Intel® Dual Band Wireless-AC 8260
Test Item : Power Density Data
Test Site : No.3 OATS
Test Mode : Mode 2 SISO B: Transmit - 802.11n-40BW_15Mbps(2.4G Band) (2457MHz)

Channel No.	Frequency (MHz)	Measurement Level (dBm)	Required Limit (dBm)	Result
10	2457.00	-4.821	< 8dBm	Pass

Figure Channel 10:

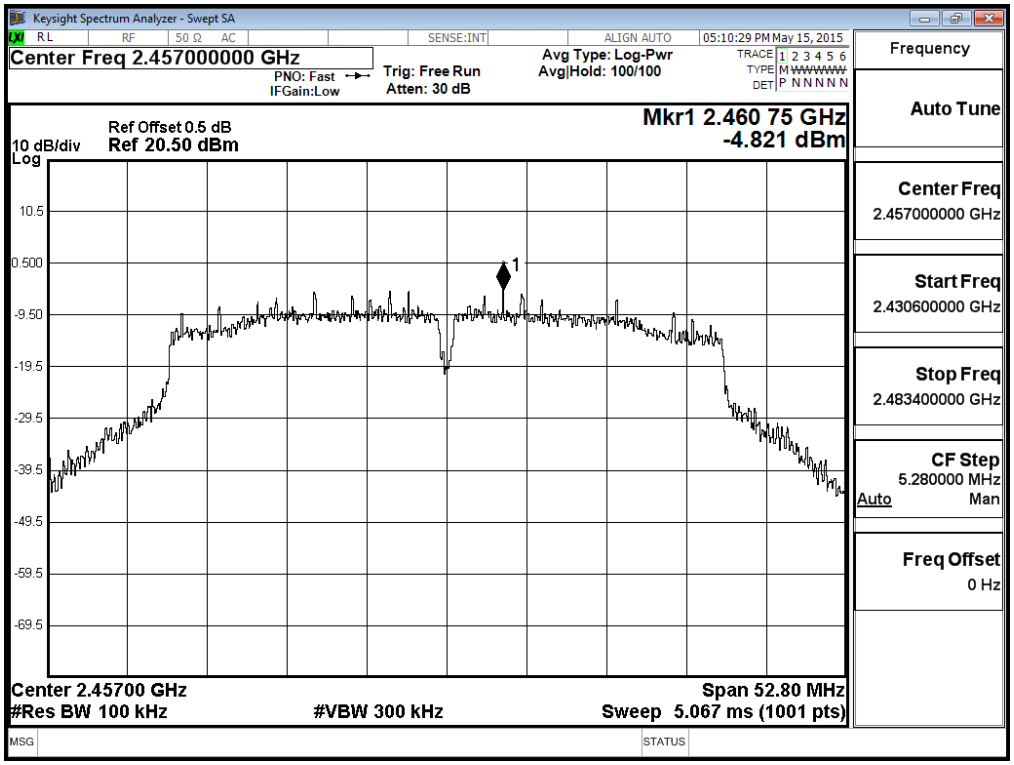

Product : Intel® Dual Band Wireless-AC 8260
Test Item : Power Density Data
Test Site : No.3 OATS
Test Mode : Mode 2 SISO B: Transmit - 802.11n-20BW_7.2Mbps(5G Band) (5745MHz)

Channel No.	Frequency (MHz)	Measure Level (dBm)	Limit (dBm)	Result
149	5745.00	7.63	< 8dBm	Pass

Figure Channel 149:

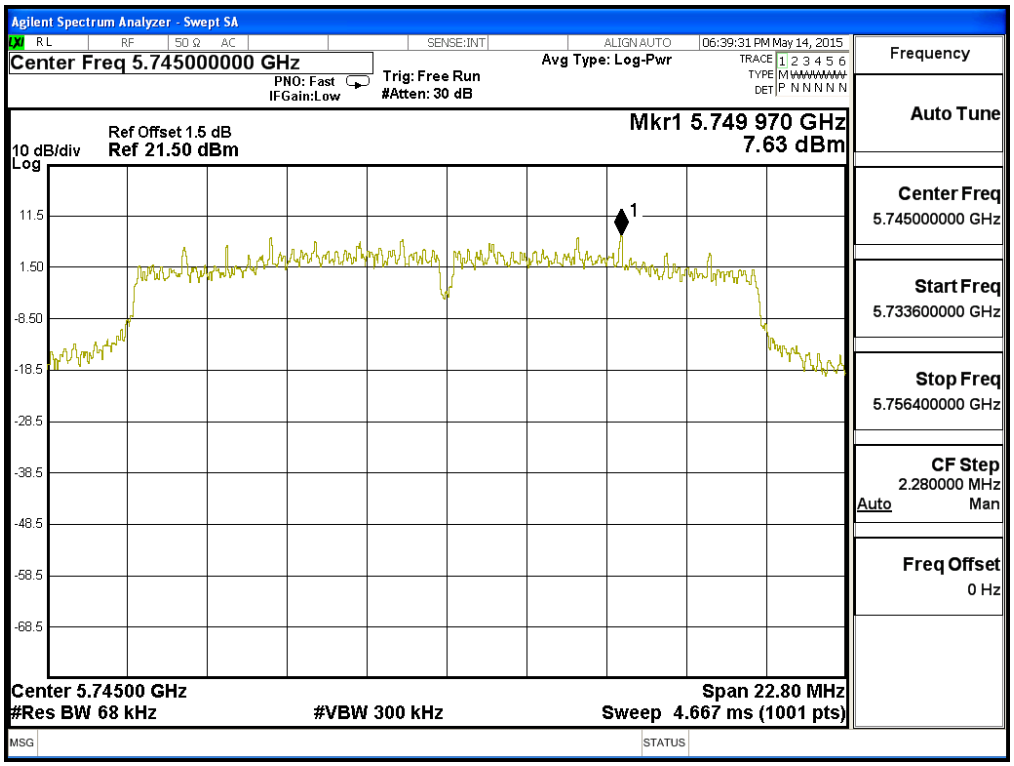

Product : Intel® Dual Band Wireless-AC 8260
Test Item : Power Density Data
Test Site : No.3OATS
Test Mode : Mode 2 SISO B: Transmit - 802.11n-20BW_7.2Mbps(5G Band) (5785MHz)

Channel No.	Frequency (MHz)	Measurement Level (dBm)	Required Limit (dBm)	Result
157	5785.000	7.73	< 8dBm	Pass

Figure Channel 157:

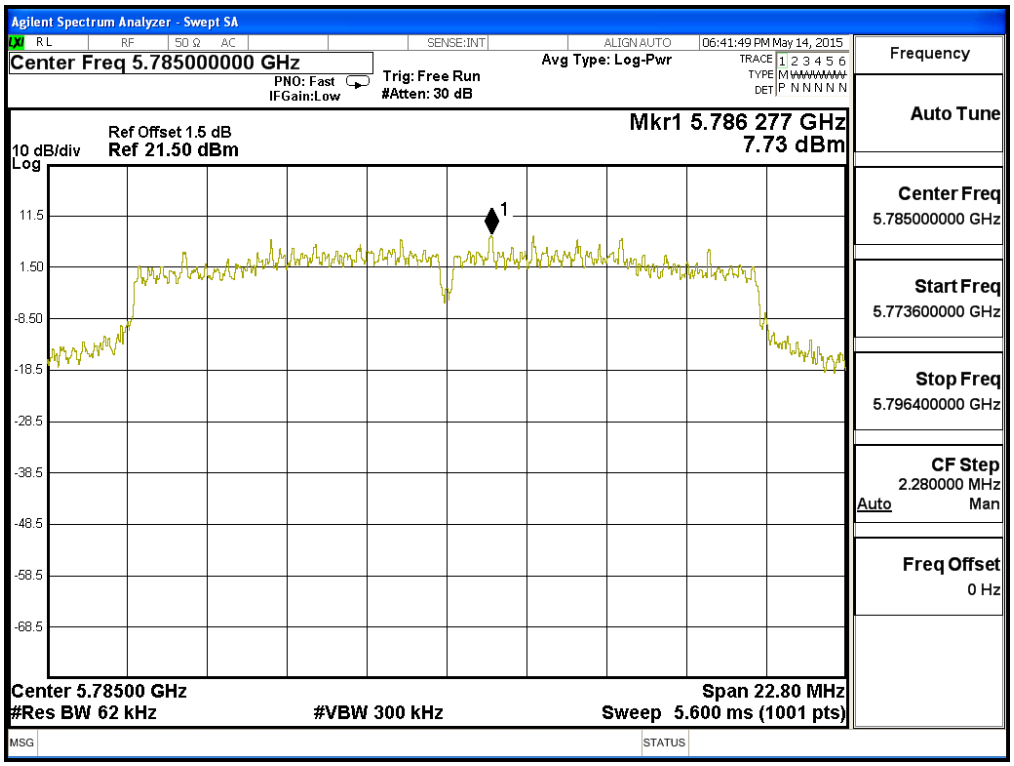

Product : Intel® Dual Band Wireless-AC 8260
Test Item : Power Density Data
Test Site : No.3 OATS
Test Mode : Mode 2 SISO B: Transmit - 802.11n-20BW_7.2Mbps(5G Band) (5825MHz)

Channel No.	Frequency (MHz)	Measurement Level (dBm)	Required Limit (dBm)	Result
165	5825.00	7.67	< 8dBm	Pass

Figure Channel 165:

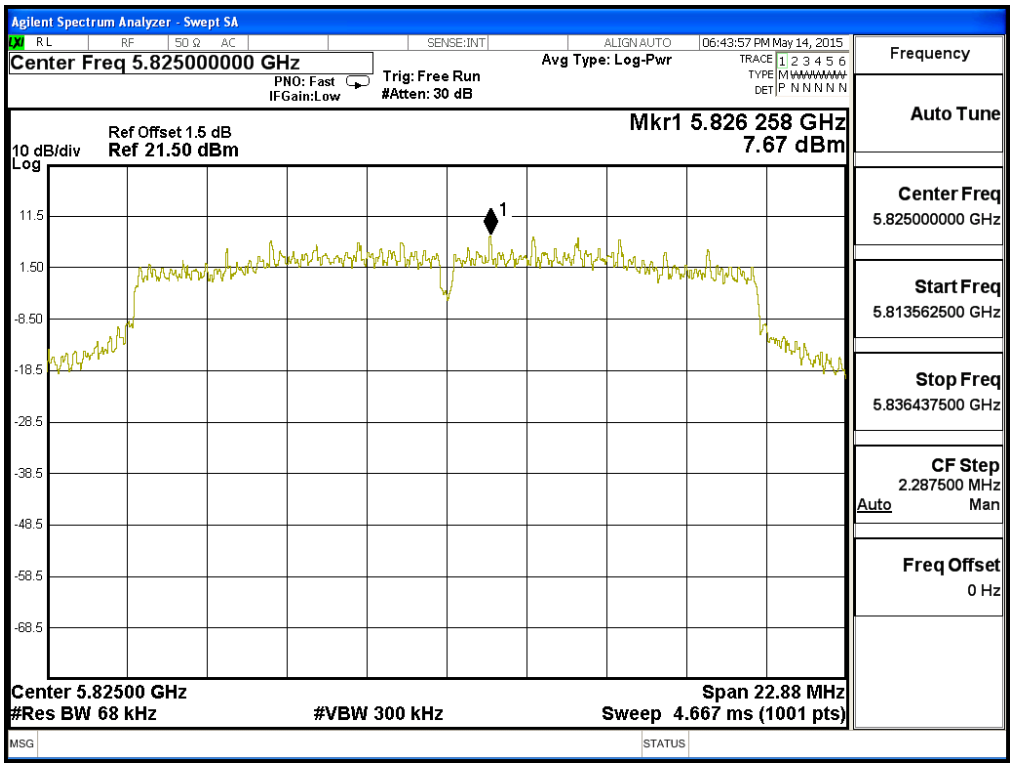

Product : Intel® Dual Band Wireless-AC 8260
Test Item : Power Density Data
Test Site : No.3 OATS
Test Mode : Mode 2 SISO B: Transmit - 802.11n-40BW_15Mbps(5G Band) (5755MHz)

Channel No.	Frequency (MHz)	Measure Level (dBm)	Limit (dBm)	Result
151	5755.00	6.95	< 8dBm	Pass

Figure Channel 151:

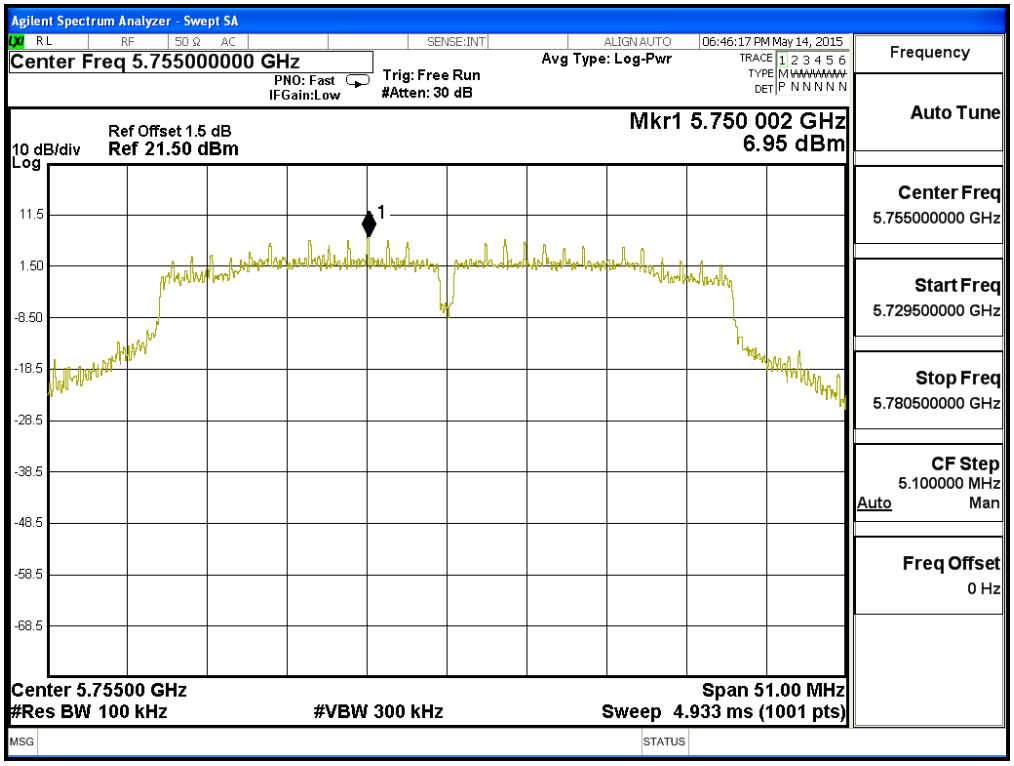

Product : Intel® Dual Band Wireless-AC 8260
Test Item : Power Density Data
Test Site : No.3OATS
Test Mode : Mode 2 SISO B: Transmit - 802.11n-40BW_15Mbps(5G Band) (5795MHz)

Channel No.	Frequency (MHz)	Measurement Level (dBm)	Required Limit (dBm)	Result
159	5795.000	6.85	< 8dBm	Pass

Figure Channel 159:

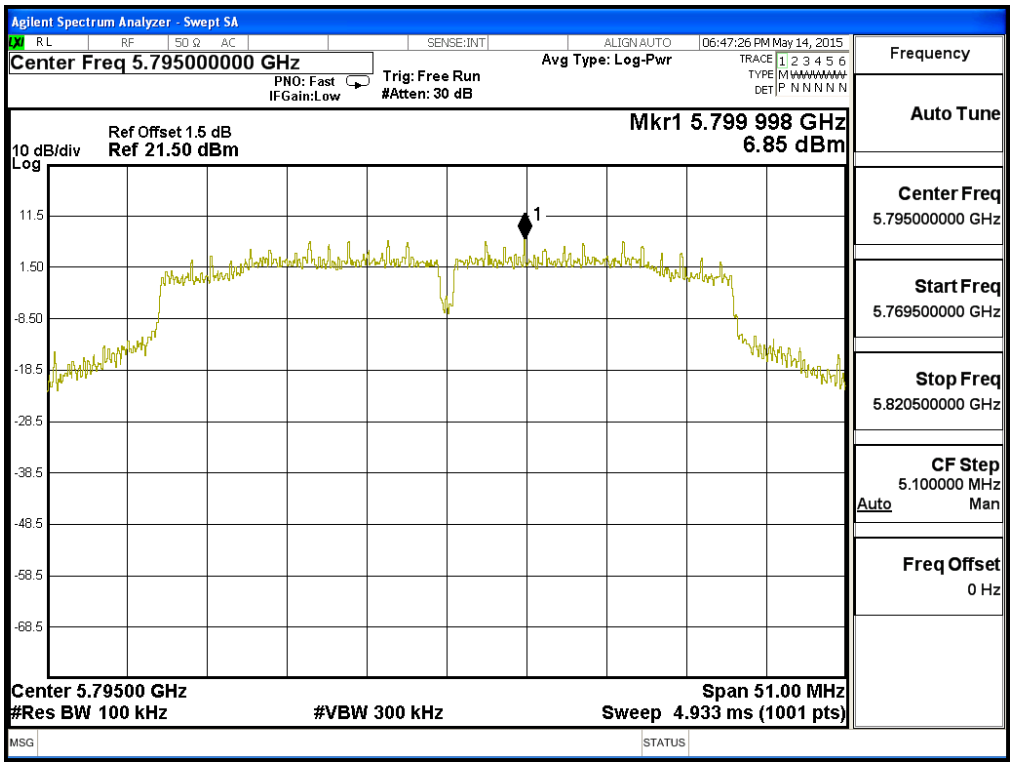

Product : Intel® Dual Band Wireless-AC 8260
Test Item : Power Density Data
Test Site : No.3OATS
Test Mode : Mode 2 SISO B: Transmit - 802.11ac-80BW_32.5Mbps(5G Band) (5775MHz)

Channel No.	Frequency (MHz)	Measurement Level (dBm)	Required Limit (dBm)	Result
155	5775.000	-3.341	< 8dBm	Pass

Figure Channel 155:

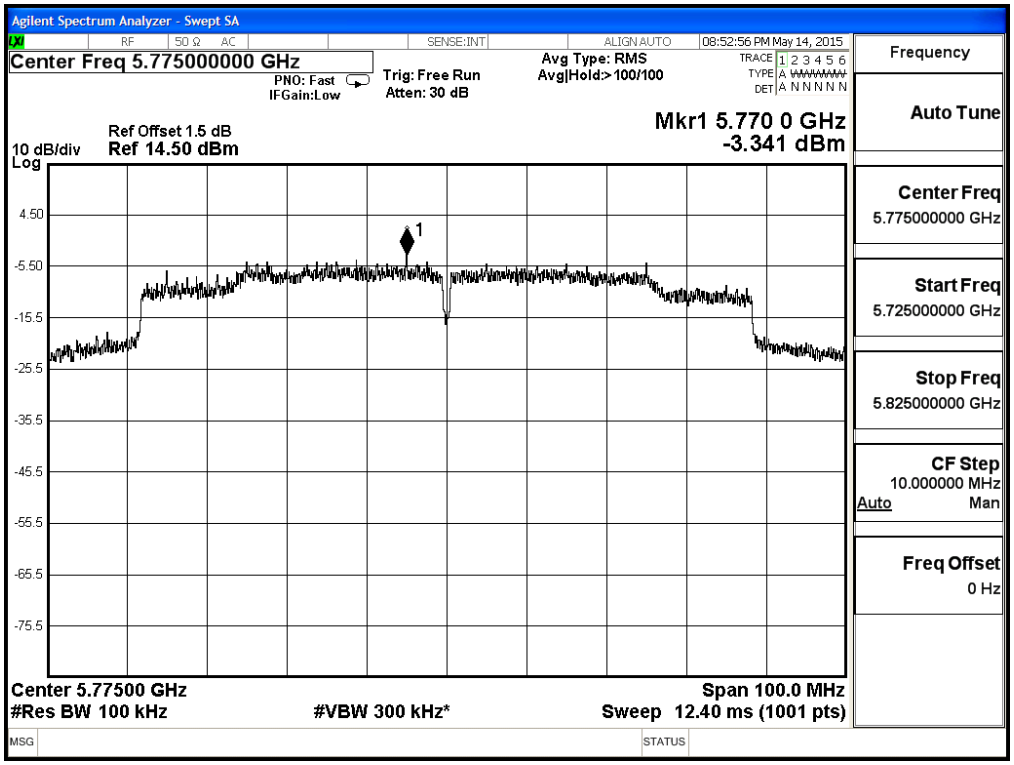

Product : Intel® Dual Band Wireless-AC 8260
Test Item : Power Density Data
Test Site : No.3 OATS
Test Mode : Mode 3 MIMO: Transmit - 802.11n-20BW_14.4Mbps(2.4G Band) (2412MHz)

Channel No.	Frequency (MHz)	PPSD/MHz (dBm)	10*log(Ant)	Total PPSD/MHz (dBm)*1	Limit (dBm)	Result
1	2412.00	3.76	3.01	6.770	< 8dBm	Pass
1	2412.00	3.69	3.01	6.700	< 8dBm	Pass

Note 1: The quantity 10*log 2 (two antennas) is added to the spectrum peak value according to document 662911 D01

Figure Channel 1: (Chain A)

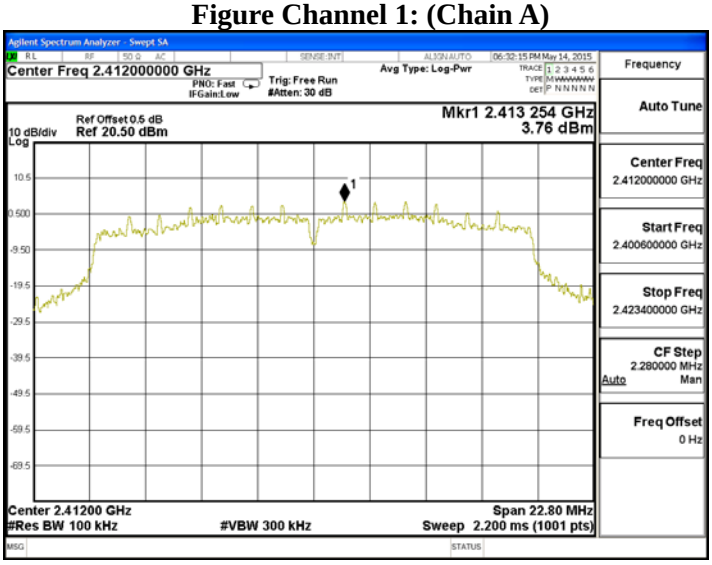

Figure Channel 1: (Chain B)

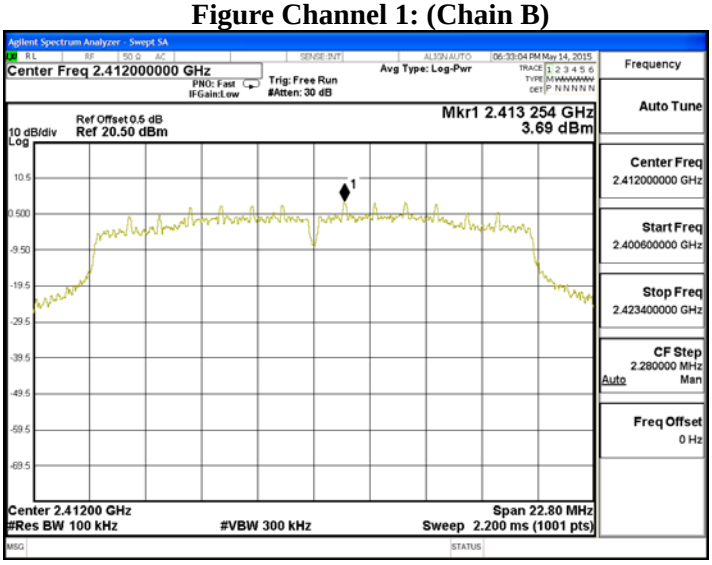

Product : Intel® Dual Band Wireless-AC 8260
Test Item : Power Density Data
Test Site : No.3OATS
Test Mode : Mode 3 MIMO: Transmit - 802.11n-20BW_14.4Mbps(2.4G Band) (2437MHz)

Channel No.	Frequency (MHz)	PPSD/MHz (dBm)	10*log(Ant)	Total PPSD/MHz (dBm)*1	Limit (dBm)	Result
6	2437	3.76	3.01	6.770	< 8dBm	Pass
6	2437	3.61	3.01	6.620	< 8dBm	Pass

Note 1: The quantity 10*log 2 (two antennas) is added to the spectrum peak value according to document 662911 D01

Figure Channel 6: (Chain A)

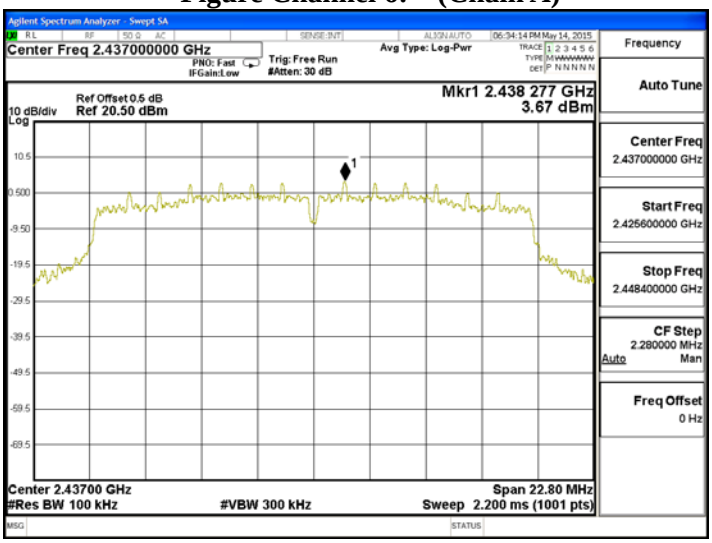

Figure Channel 6: (Chain B)

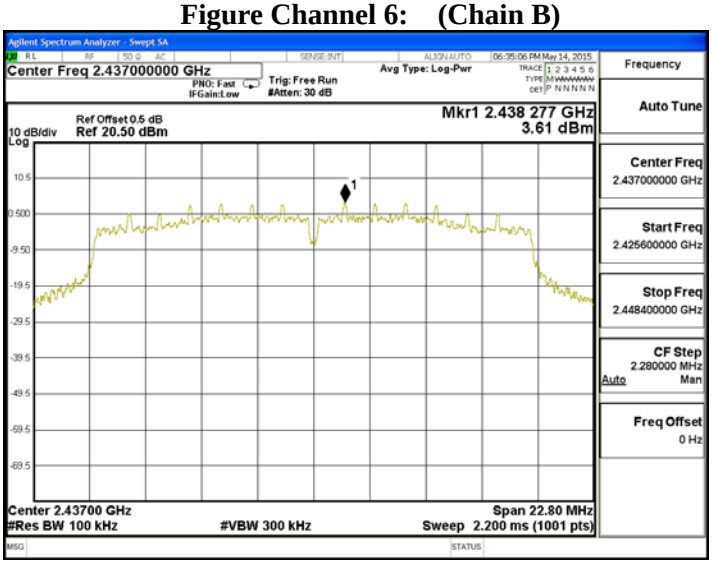

Product : Intel® Dual Band Wireless-AC 8260
Test Item : Power Density Data
Test Site : No.3 OATS
Test Mode : Mode 3 MIMO: Transmit - 802.11n-20BW_14.4Mbps(2.4G Band) (2462MHz)

Channel No.	Frequency (MHz)	PPSD/MHz (dBm)	10*log(Ant)	Total PPSD/MHz (dBm)*1	Limit (dBm)	Result
11	2462	3.36	3.01	6.370	< 8dBm	Pass
11	2462	3.4	3.01	6.410	< 8dBm	Pass

Note 1: The quantity 10*log 2 (two antennas) is added to the spectrum peak value according to document 662911 D01

Figure Channel 11: Chain A

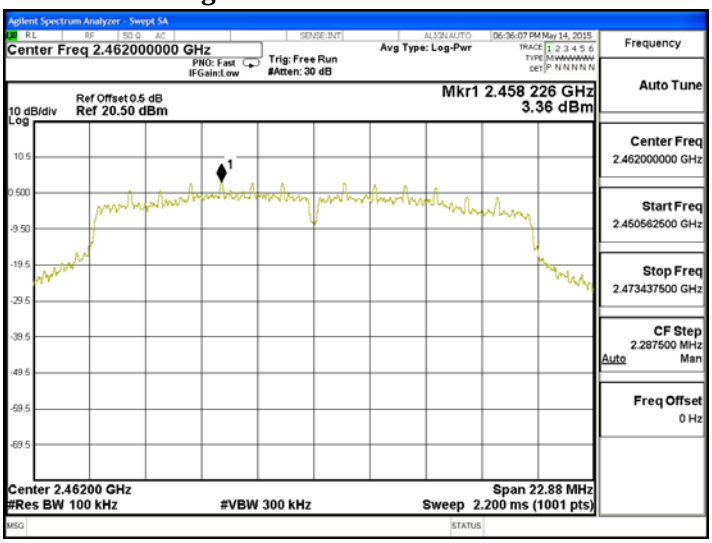

Figure Channel 11: Chain B

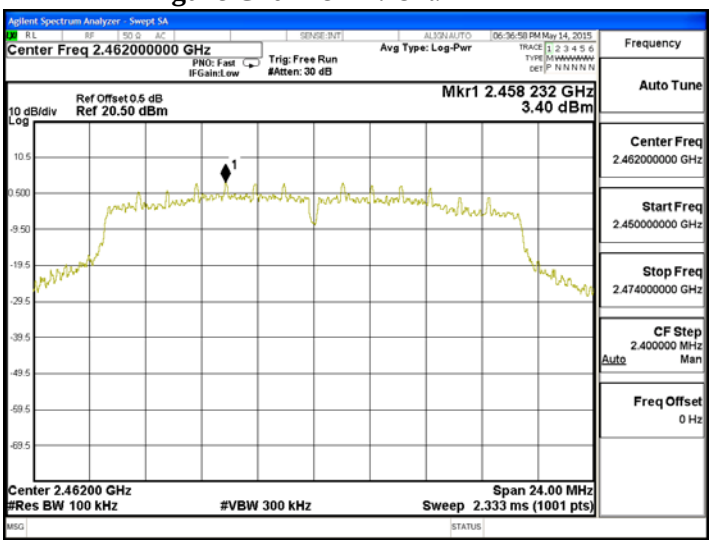

Product : Intel® Dual Band Wireless-AC 8260
Test Item : Power Density Data
Test Site : No.3 OATS
Test Mode : Mode 3 MIMO: Transmit - 802.11n-20BW_14.4Mbps(2.4G Band) (2467MHz)

Channel No.	Frequency (MHz)	PPSD/MHz (dBm)	10*log(Ant)	Total PPSD/MHz (dBm)*1	Limit (dBm)	Result
12	2467	3.495	3.01	6.505	< 8dBm	Pass
12	2467	3.453	3.01	6.463	< 8dBm	Pass

Note 1: The quantity 10*log 2 (two antennas) is added to the spectrum peak value according to document 662911 D01

Chain A

Figure Channel 12:

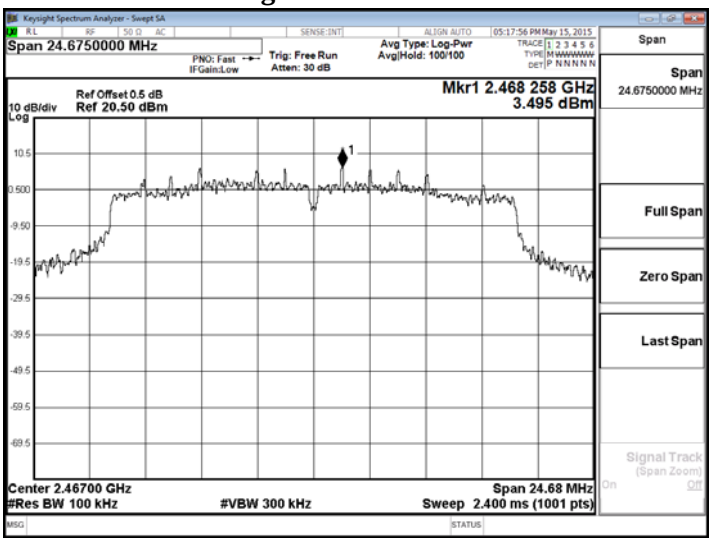

Chain B

Figure Channel 12:

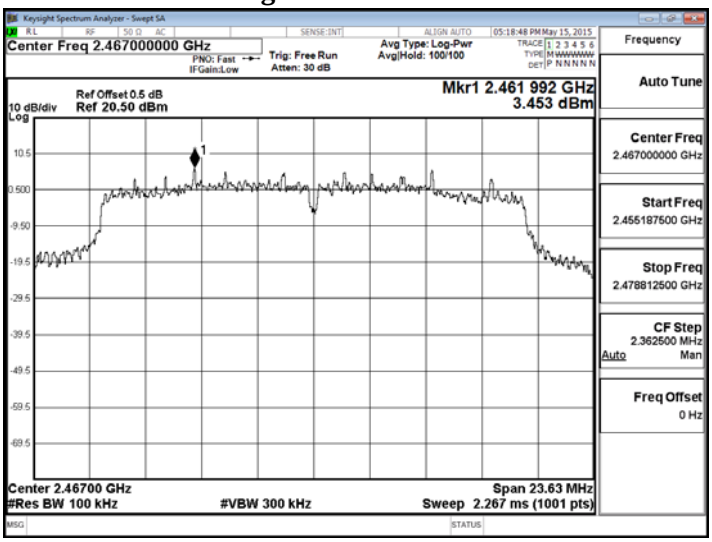

Product : Intel® Dual Band Wireless-AC 8260
Test Item : Power Density Data
Test Site : No.3 OATS
Test Mode : Mode 3 MIMO: Transmit - 802.11n-40BW_30Mbps(2.4G Band) (2422MHz)

Channel No.	Frequency (MHz)	PPSD/MHz (dBm)	10*log(Ant)	Total PPSD/MHz (dBm)*1	Limit (dBm)	Result
3	2422	2.39	3.01	5.400	< 8dBm	Pass
3	2422	2.1	3.01	5.110	< 8dBm	Pass

Note 1: The quantity 10*log 2 (two antennas) is added to the spectrum peak value according to document 662911 D01

Chain A

Figure Channel 3:

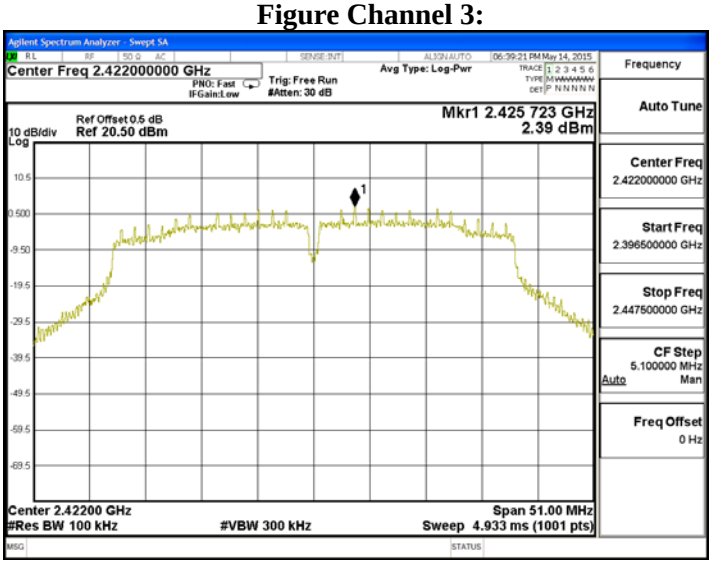

Chain B

Figure Channel 3:

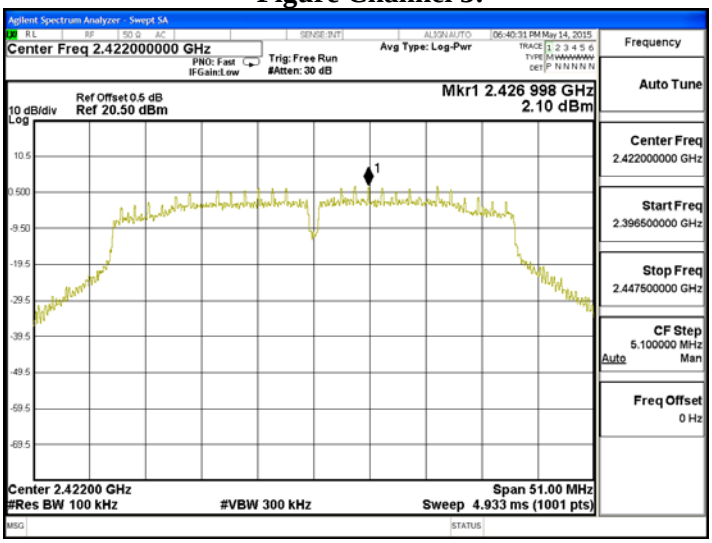

Product : Intel® Dual Band Wireless-AC 8260
Test Item : Power Density Data
Test Site : No.3OATS
Test Mode : Mode 3 MIMO: Transmit - 802.11n-40BW_30Mbps(2.4G Band) (2437MHz)

Channel No.	Frequency (MHz)	PPSD/MHz (dBm)	10*log(Ant)	Total PPSD/MHz (dBm)*1	Limit (dBm)	Result
6	2437	1.76	3.01	4.770	< 8dBm	Pass
6	2437	1.66	3.01	4.670	< 8dBm	Pass

Note 1: The quantity 10*log 2 (two antennas) is added to the spectrum peak value according to document 662911 D01

Chain A

Figure Channel 6:

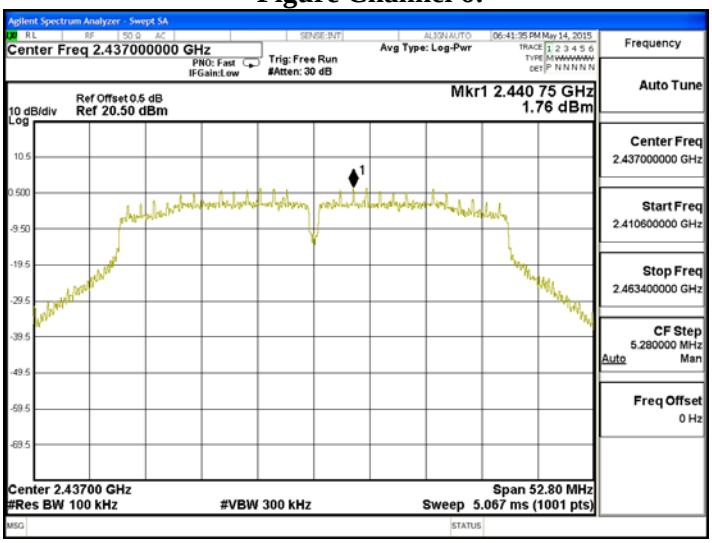

Chain B

Figure Channel 6:

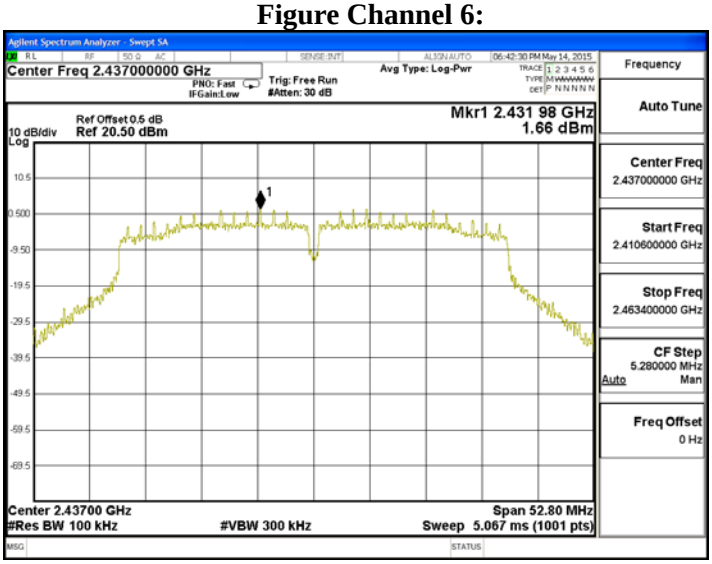

Product : Intel® Dual Band Wireless-AC 8260
Test Item : Power Density Data
Test Site : No.3 OATS
Test Mode : Mode 3 MIMO: Transmit - 802.11n-40BW_30Mbps(2.4G Band) (2452MHz)

Channel No.	Frequency (MHz)	PPSD/MHz (dBm)	10*log(Ant)	Total PPSD/MHz (dBm)*1	Limit (dBm)	Result
9	2452	1.82	3.01	4.830	< 8dBm	Pass
9	2452	1.92	3.01	4.930	< 8dBm	Pass

Note 1: The quantity 10*log 2 (two antennas) is added to the spectrum peak value according to document 662911 D01

Chain A

Figure Channel 9:

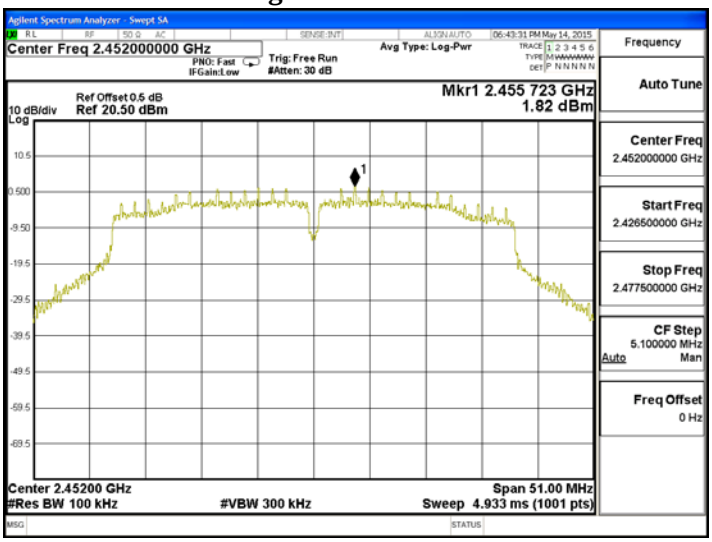

Chain A

Figure Channel 9:

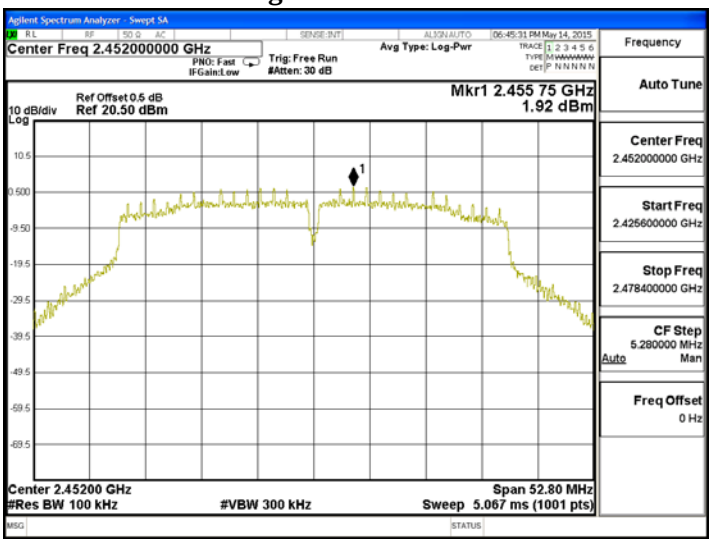

Product : Intel® Dual Band Wireless-AC 8260
Test Item : Power Density Data
Test Site : No.3 OATS
Test Mode : Mode 3 MIMO: Transmit - 802.11n-40BW_30Mbps(2.4G Band) (2457MHz)

Channel No.	Frequency (MHz)	PPSD/MHz (dBm)	10*log(Ant)	Total PPSD/MHz (dBm)*1	Limit (dBm)	Result
10	2457	-1.671	3.01	1.339	< 8dBm	Pass
10	2457	-1.385	3.01	1.625	< 8dBm	Pass

Note 1: The quantity 10*log 2 (two antennas) is added to the spectrum peak value according to document 662911 D01

Chain A

Figure Channel 10:

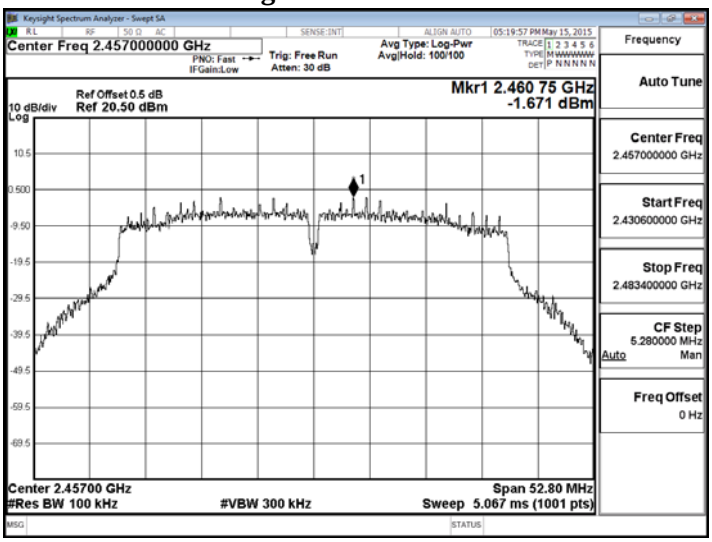

Chain A

Figure Channel 10:

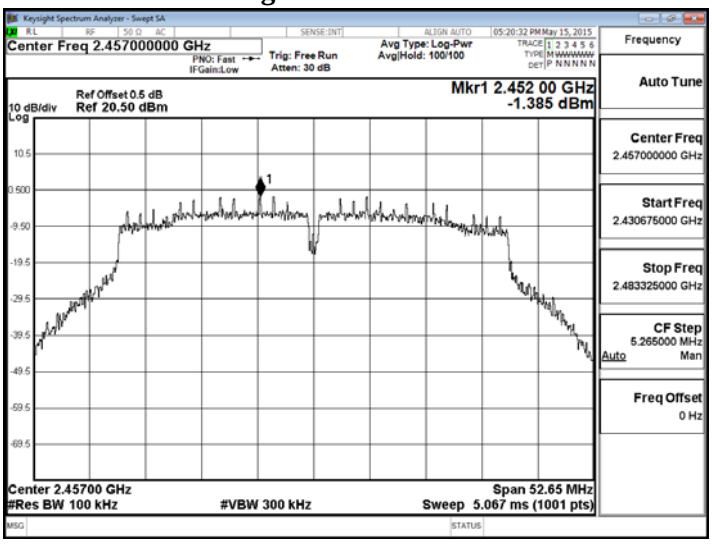

Product : Intel® Dual Band Wireless-AC 8260
Test Item : Power Density Data
Test Site : No.3 OATS
Test Mode : Mode 3 MIMO: Transmit - 802.11n-20BW_14.4Mbps(5G Band) (5745MHz)

Channel No.	Frequency (MHz)	PPSD/MHz (dBm)	10*log(Ant)	Total PPSD/MHz (dBm)*1	Limit (dBm)	Result
149	5745	4.21	3.01	7.220	< 8dBm	Pass
149	5745	4.39	3.01	7.400	< 8dBm	Pass

Note 1: The quantity 10*log 2 (two antennas) is added to the spectrum peak value according to document 662911 D01

Chain A

Figure Channel 149:

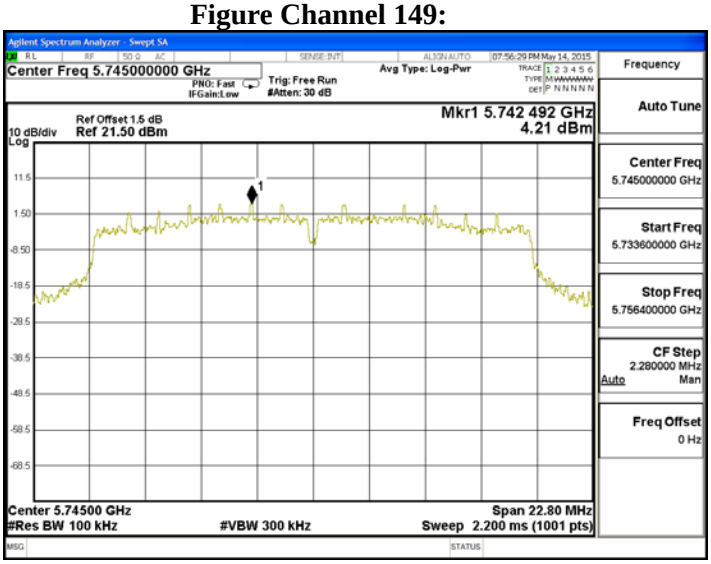

Chain B

Figure Channel 149:

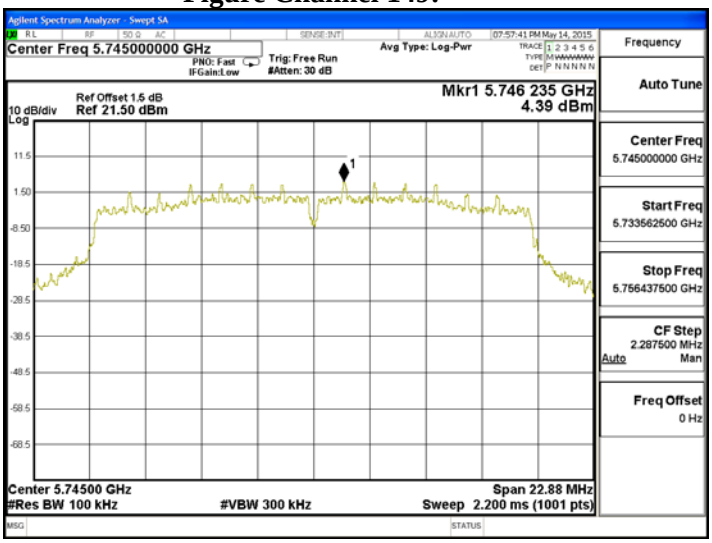

Product : Intel® Dual Band Wireless-AC 8260
Test Item : Power Density Data
Test Site : No.3OATS
Test Mode : Mode 3 MIMO: Transmit - 802.11n-20BW_14.4Mbps(5G Band) (5785MHz)

Channel No.	Frequency (MHz)	PPSD/MHz (dBm)	10*log(Ant)	Total PPSD/MHz (dBm)*1	Limit (dBm)	Result
157	5785	4.44	3.01	7.450	< 8dBm	Pass
157	5785	4.51	3.01	7.520	< 8dBm	Pass

Note 1: The quantity 10*log 2 (two antennas) is added to the spectrum peak value according to document 662911 D01

Chain A

Figure Channel 157:

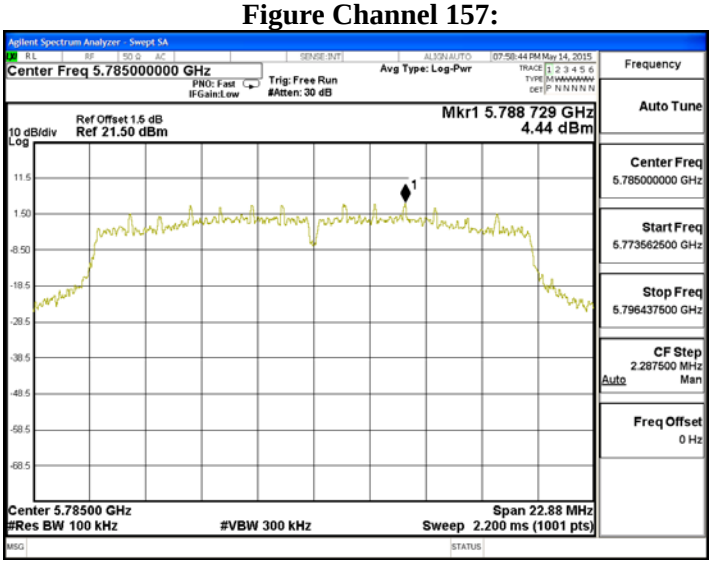

Chain B

Figure Channel 157:

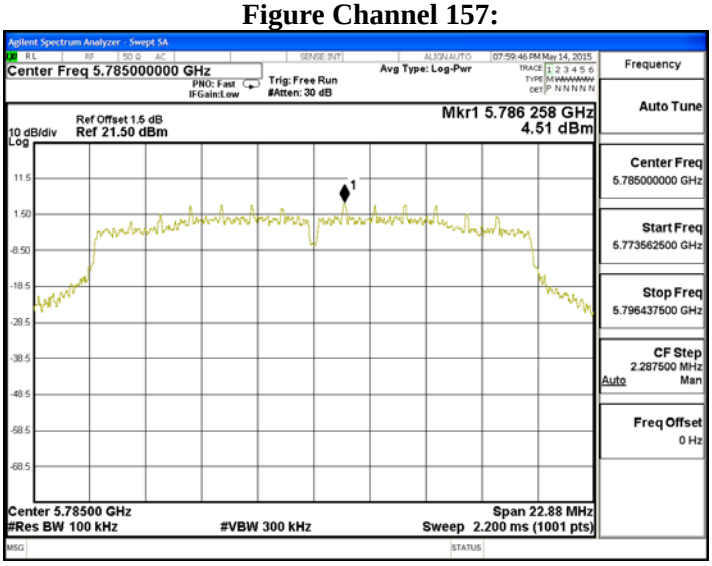

Product : Intel® Dual Band Wireless-AC 8260
Test Item : Power Density Data
Test Site : No.3 OATS
Test Mode : Mode 3 MIMO: Transmit - 802.11n-20BW_14.4Mbps(5G Band) (5825MHz)

Channel No.	Frequency (MHz)	PPSD/MHz (dBm)	10*log(Ant)	Total PPSD/MHz (dBm)*1	Limit (dBm)	Result
165	5825	4.45	3.01	7.460	< 8dBm	Pass
165	5825	4.75	3.01	7.760	< 8dBm	Pass

Note 1: The quantity 10*log 2 (two antennas) is added to the spectrum peak value according to document 662911 D01

Chain A

Figure Channel 165:

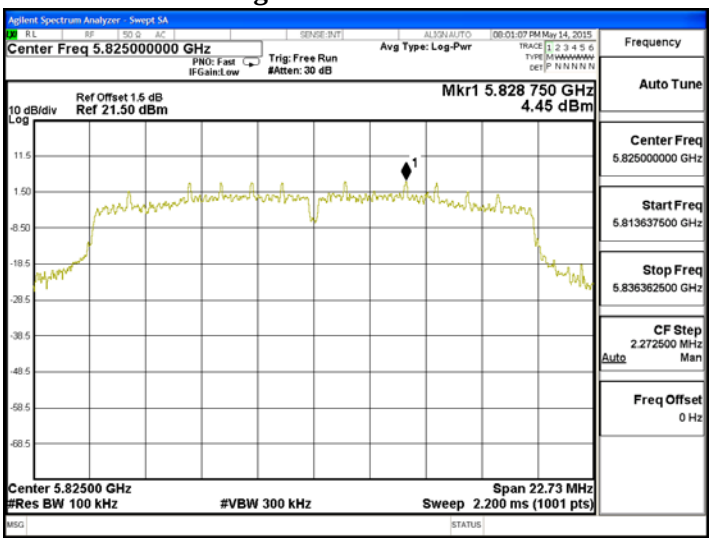

Chain B

Figure Channel 165:

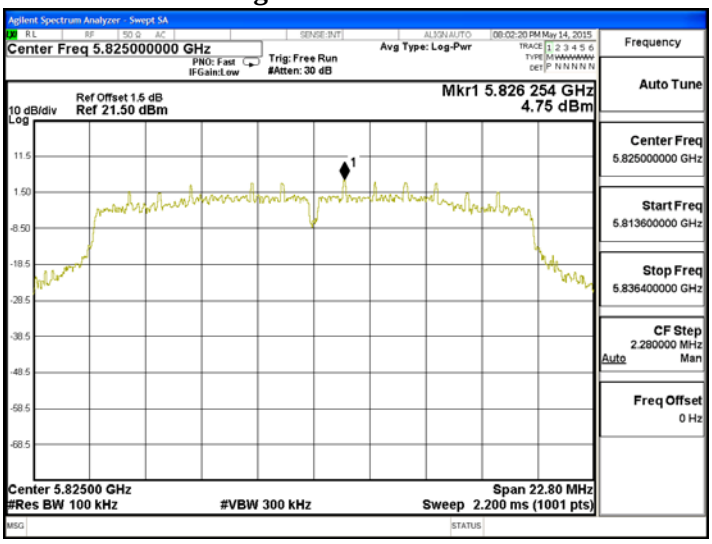

Product : Intel® Dual Band Wireless-AC 8260
Test Item : Power Density Data
Test Site : No.3 OATS
Test Mode : Mode 3 MIMO: Transmit - 802.11n-40BW_30Mbps(5G Band) (5755MHz)

Channel No.	Frequency (MHz)	PPSD/MHz (dBm)	10*log(Ant)	Total PPSD/MHz (dBm)*1	Limit (dBm)	Result
151	5755	1.22	3.01	4.230	< 8dBm	Pass
151	5755	1.18	3.01	4.190	< 8dBm	Pass

Note 1: The quantity 10*log 2 (two antennas) is added to the spectrum peak value according to document 662911 D01

Chain A

Figure Channel 151:

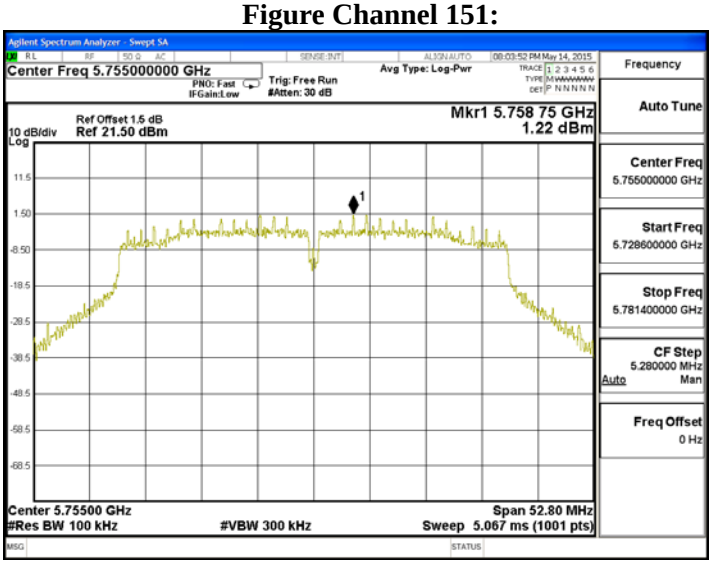

Chain B

Figure Channel 151:

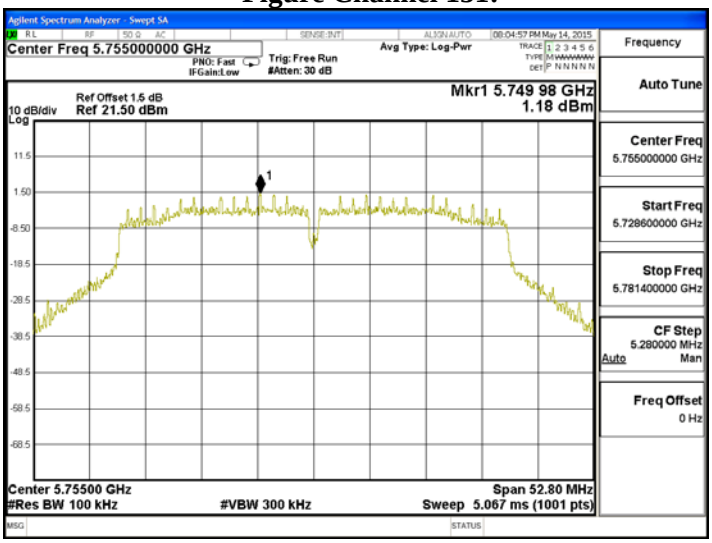

Product : Intel® Dual Band Wireless-AC 8260
Test Item : Power Density Data
Test Site : No.3OATS
Test Mode : Mode 3 MIMO: Transmit - 802.11n-40BW_30Mbps(5G Band) (5795MHz)

Channel No.	Frequency (MHz)	PPSD/MHz (dBm)	10*log(Ant)	Total PPSD/MHz (dBm)*1	Limit (dBm)	Result
159	5795	1.29	3.01	4.300	< 8dBm	Pass
159	5795	1.29	3.01	4.300	< 8dBm	Pass

Note 1: The quantity 10*log 2 (two antennas) is added to the spectrum peak value according to document 662911 D01

Chain A

Figure Channel 159:

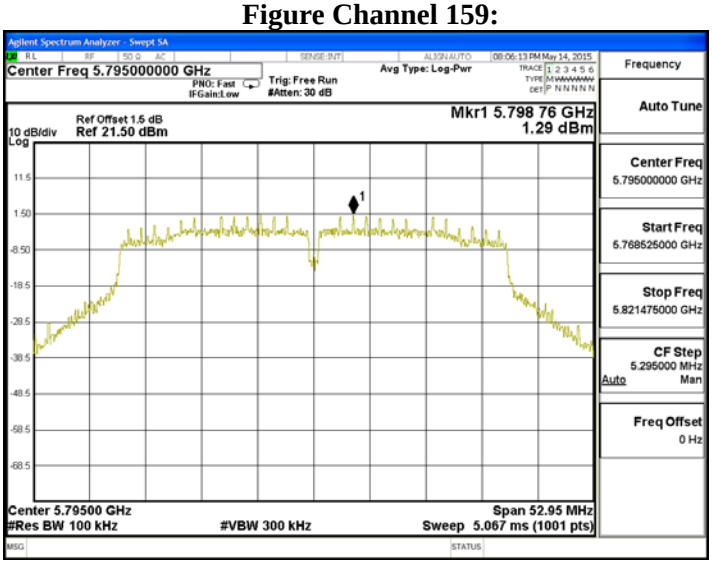

Chain B

Figure Channel 159:

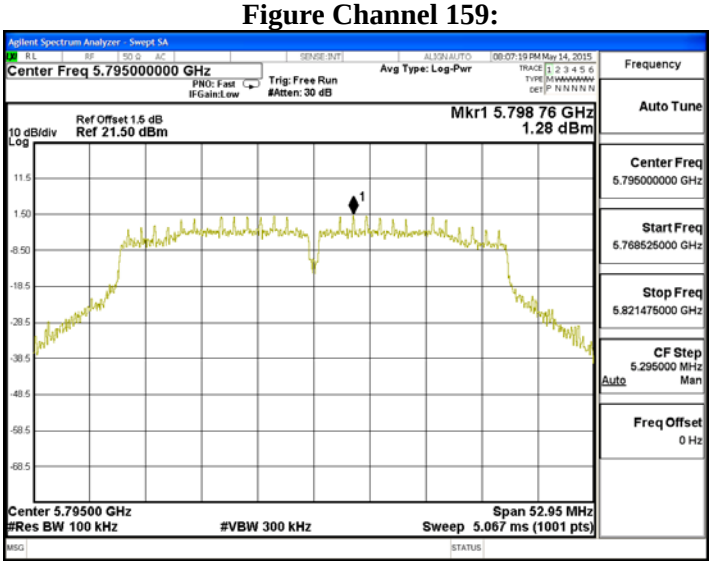

Product : Intel® Dual Band Wireless-AC 8260
Test Item : Power Density Data
Test Site : No.3OATS
Test Mode : Mode 3 MIMO: Transmit - 802.11ac-80BW_65Mbps(5G Band) (5775MHz)

Channel No.	Frequency (MHz)	PPSD/MHz (dBm)	10*log(Ant)	Total PPSD/MHz (dBm)*1	Limit (dBm)	Result
155	5775	-3.452	3.01	-0.442	< 8dBm	Pass
155	5775	-3.595	3.01	-0.585	< 8dBm	Pass

Note 1: The quantity 10*log 2 (two antennas) is added to the spectrum peak value according to document 662911 D01

Chain A

Figure Channel 155:

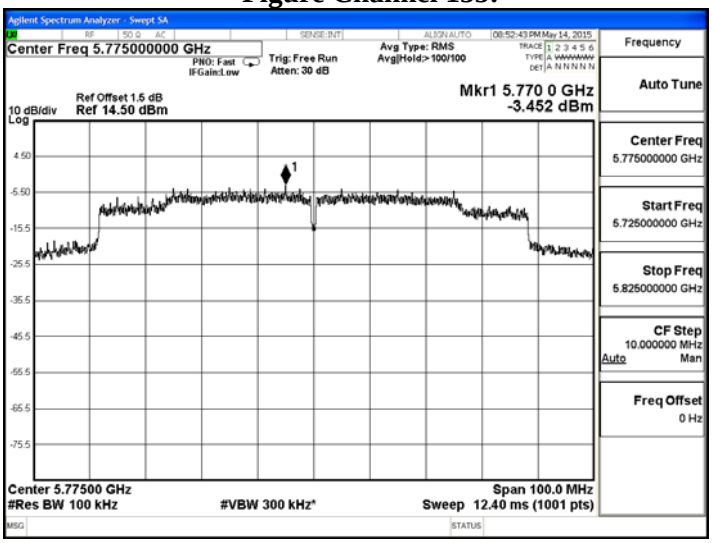

Chain B

Figure Channel 155:

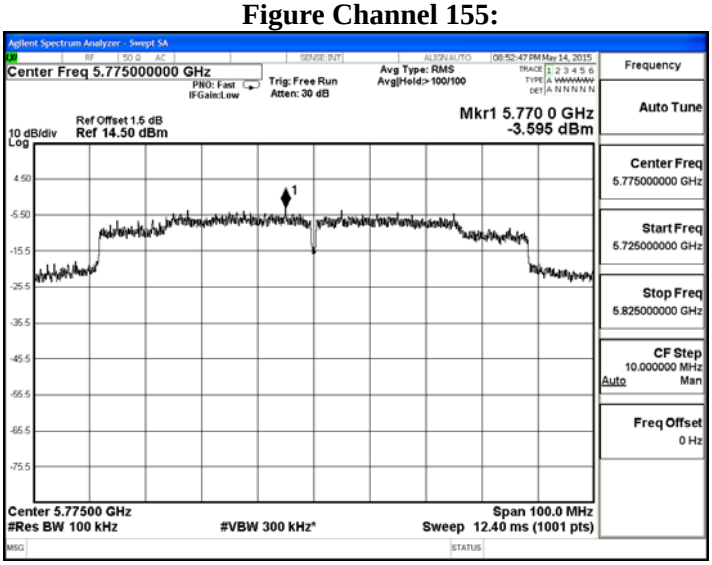

Product : Intel® Dual Band Wireless-AC 8260
Test Item : Power Density Data
Test Site : No.3 OATS
Test Mode : Mode 4 Beamforming: Transmit - 802.11n-20BW_14.4Mbps(2.4G Band) (2412MHz)

Channel No.	Frequency (MHz)	PPSD/MHz (dBm)	10*log(Ant)	Total PPSD/MHz (dBm)*1	Limit (dBm)	Result
1	2412	3.61	3.01	-0.442	< 8dBm	Pass
1	2412	3.71	3.01	-0.585	< 8dBm	Pass

Note 1: The quantity 10*log 2 (two antennas) is added to the spectrum peak value according to document 662911 D01

Chain A

Figure Channel 1:

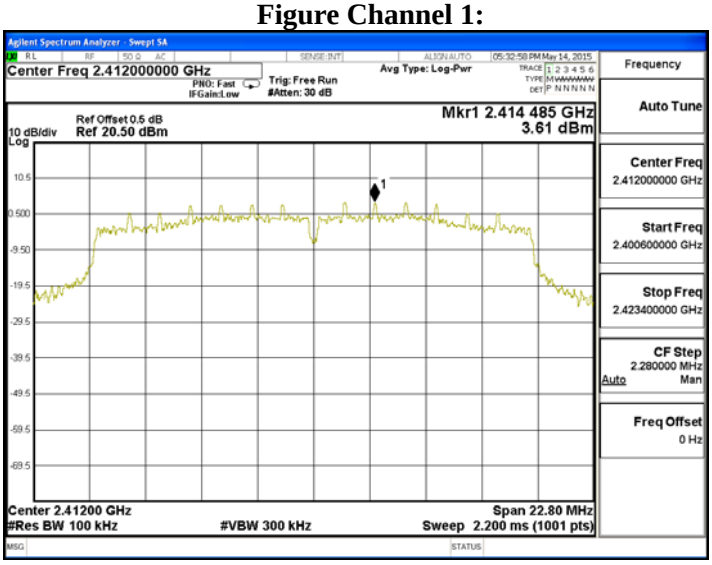

Chain B

Figure Channel 1:

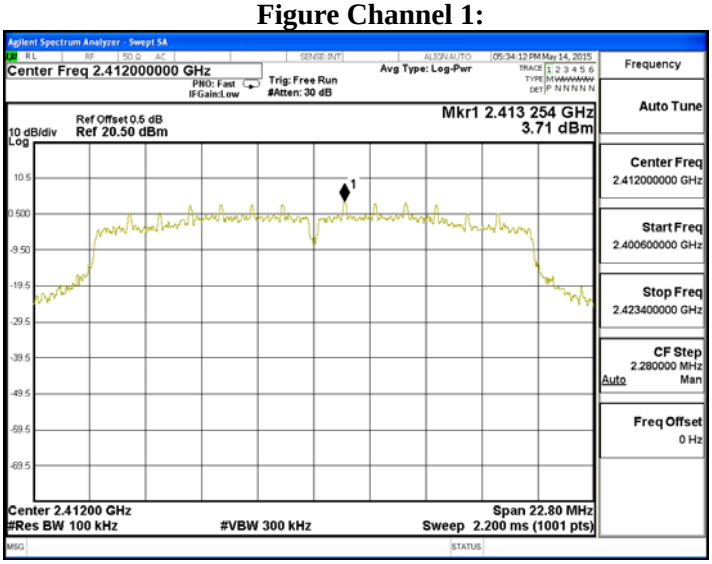

Product : Intel® Dual Band Wireless-AC 8260
Test Item : Power Density Data
Test Site : No.3OATS
Test Mode : Mode 4 Beamforming: Transmit - 802.11n-20BW_14.4Mbps(2.4G Band) (2437MHz)

Channel No.	Frequency (MHz)	PPSD/MHz (dBm)	10*log(Ant)	Total PPSD/MHz (dBm)*1	Limit (dBm)	Result
6	2437	3.37	3.01	6.380	< 8dBm	Pass
6	2437	3.28	3.01	6.290	< 8dBm	Pass

Note 1: The quantity 10*log 2 (two antennas) is added to the spectrum peak value according to document 662911 D01

Chain A

Figure Channel 6:

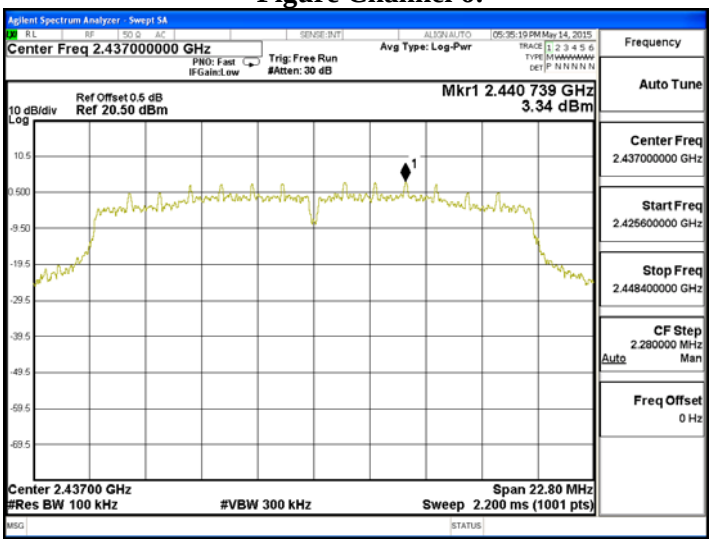

Chain B
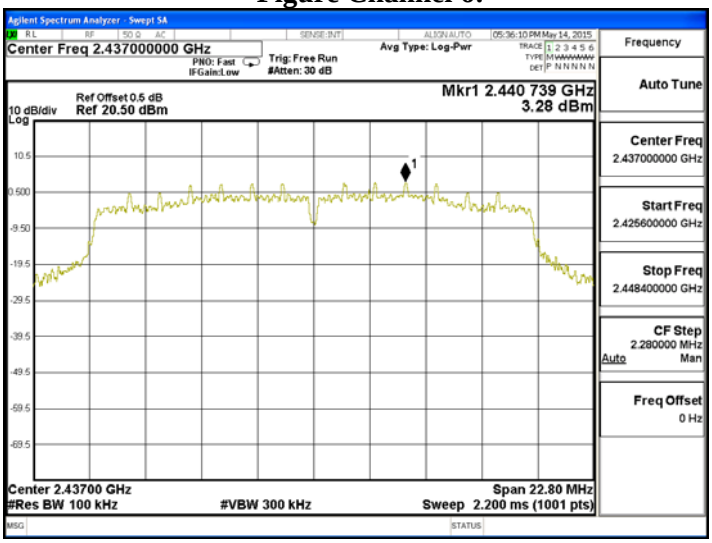
Figure Channel 6: