Product : Intel® Dual Band Wireless-AC 8260
Test Item : Power Density Data
Test Site : No.3 OATS
Test Mode : Mode 4 Beamforming: Transmit - 802.11n-20BW_14.4Mbps(2.4G Band) (2462MHz)

Channel No.	Frequency (MHz)	PPSD/MHz (dBm)	10*log(Ant)	Total PPSD/MHz (dBm)*1	Limit (dBm)	Result
11	2462	3.67	3.01	6.680	< 8dBm	Pass
11	2462	3.63	3.01	6.640	< 8dBm	Pass

Note 1: The quantity 10*log 2 (two antennas) is added to the spectrum peak value according to document 662911 D01

Chain A

Figure Channel 11:

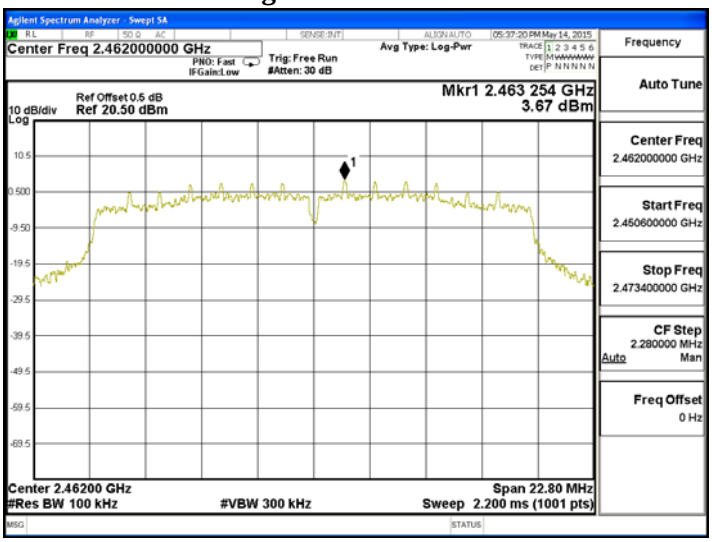

Chain B

Figure Channel 11:

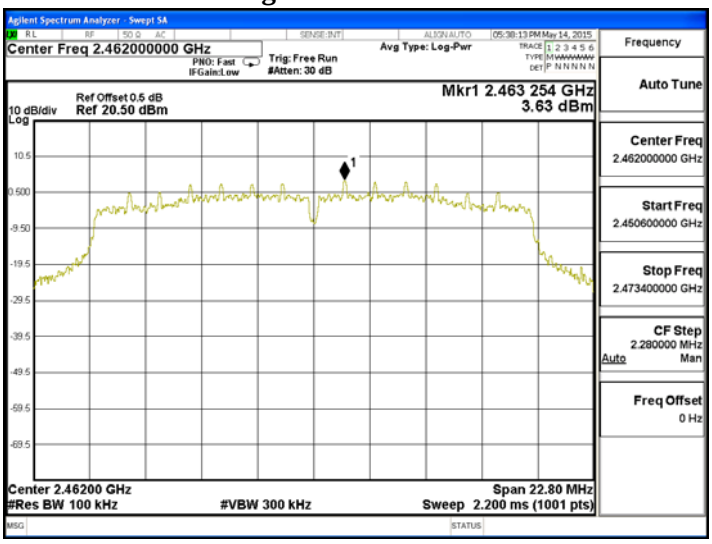

Product : Intel® Dual Band Wireless-AC 8260
Test Item : Power Density Data
Test Site : No.3 OATS
Test Mode : Mode 4 Beamforming: Transmit - 802.11n-20BW_14.4Mbps(2.4G Band) (2467MHz)

Channel No.	Frequency (MHz)	PPSD/MHz (dBm)	10*log(Ant)	Total PPSD/MHz (dBm)*1	Limit (dBm)	Result
12	2467	3.428	3.01	6.438	< 8dBm	Pass
12	2467	3.330	3.01	6.340	< 8dBm	Pass

Note 1: The quantity 10*log 2 (two antennas) is added to the spectrum peak value according to document 662911 D01

Chain A

Figure Channel 12:

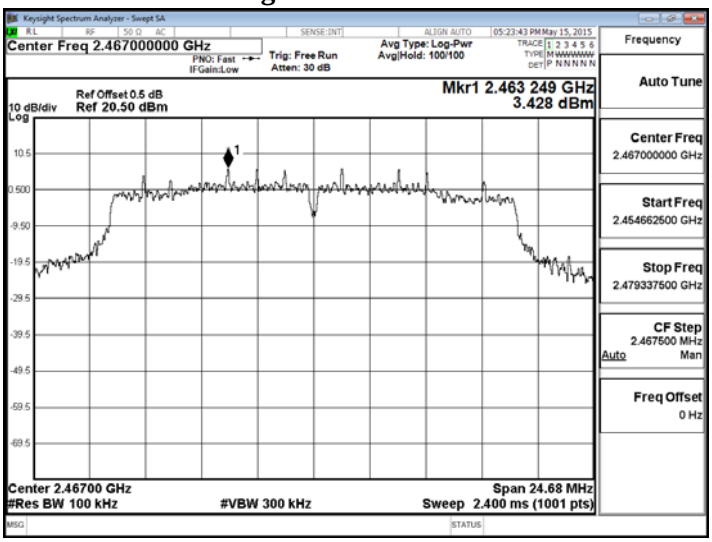

Chain B

Figure Channel 12:

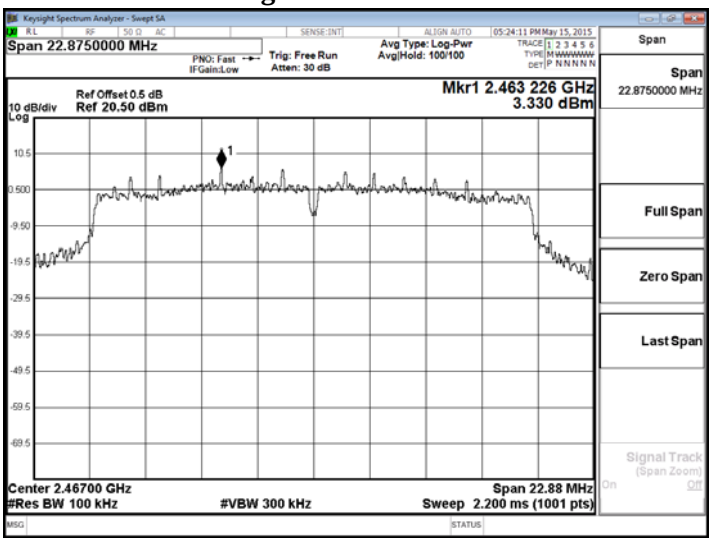

Product : Intel® Dual Band Wireless-AC 8260
Test Item : Power Density Data
Test Site : No.3 OATS
Test Mode : Mode 4 Beamforming: Transmit - 802.11n-40BW_30Mbps(2.4G Band) (2422MHz)

Channel No.	Frequency (MHz)	PPSD/MHz (dBm)	10*log(Ant)	Total PPSD/MHz (dBm)*1	Limit (dBm)	Result
3	2422	2.9	3.01	5.910	< 8dBm	Pass
3	2422	2.79	3.01	5.800	< 8dBm	Pass

Note 1: The quantity 10*log 2 (two antennas) is added to the spectrum peak value according to document 662911 D01

Chain A

Figure Channel 3:

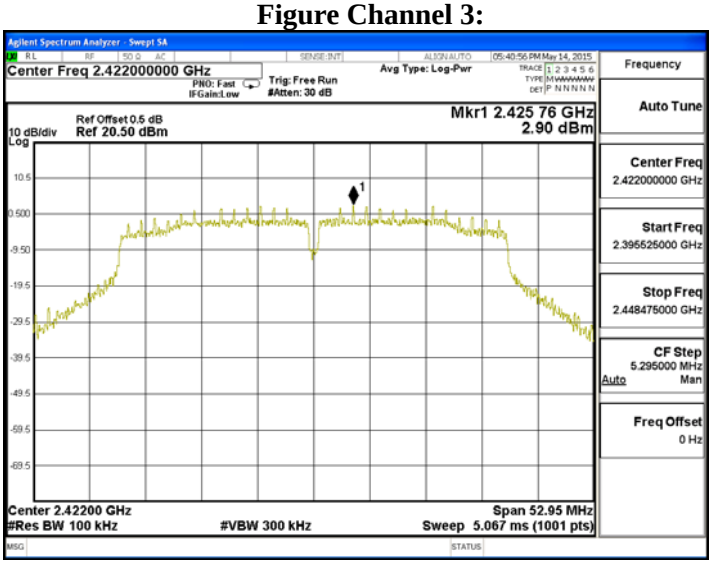

Chain B

Figure Channel 3:

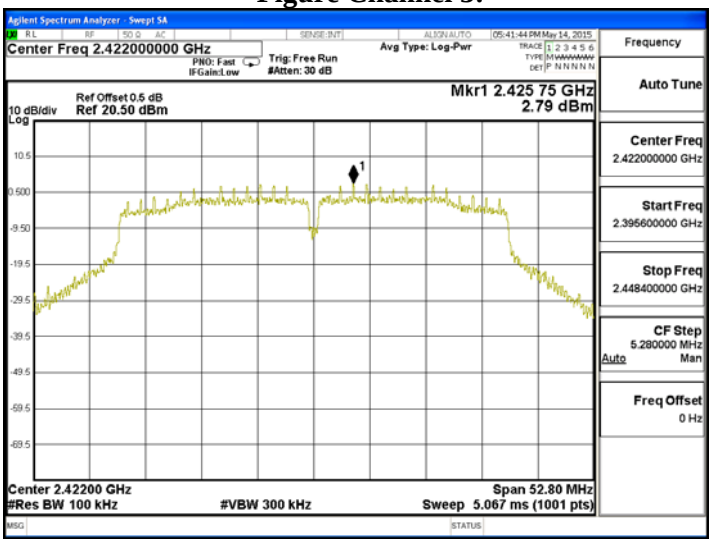

Product : Intel® Dual Band Wireless-AC 8260
Test Item : Power Density Data
Test Site : No.3OATS
Test Mode : Mode 4 Beamforming: Transmit - 802.11n-40BW_30Mbps(2.4G Band) (2437MHz)

Channel No.	Frequency (MHz)	PPSD/MHz (dBm)	10*log(Ant)	Total PPSD/MHz (dBm)*1	Limit (dBm)	Result
6	2437	2.47	3.01	5.480	< 8dBm	Pass
6	2437	2.57	3.01	5.580	< 8dBm	Pass

Note 1: The quantity 10*log 2 (two antennas) is added to the spectrum peak value according to document 662911 D01

Chain A

Figure Channel 6:

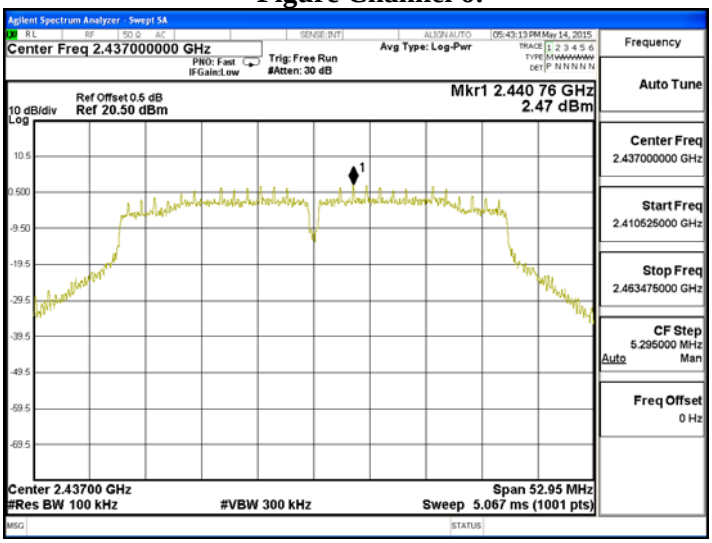

Chain B

Figure Channel 6:

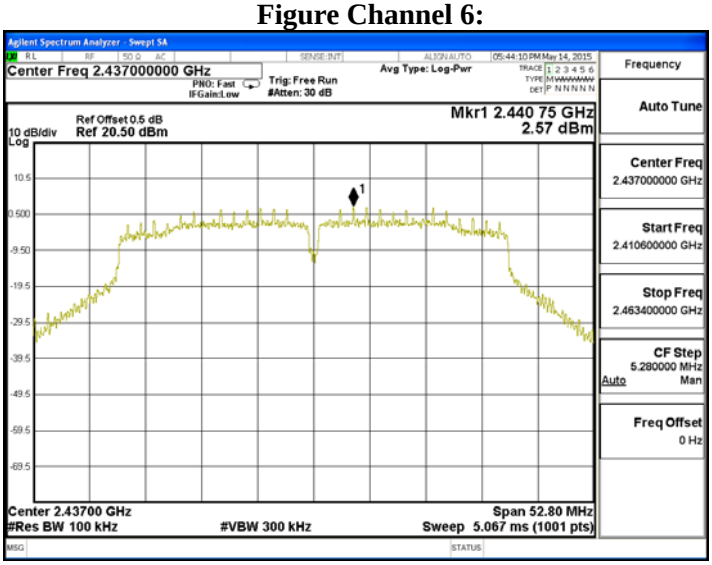

Product : Intel® Dual Band Wireless-AC 8260
Test Item : Power Density Data
Test Site : No.3 OATS
Test Mode : Mode 4 Beamforming: Transmit - 802.11n-40BW_30Mbps(2.4G Band) (2452MHz)

Channel No.	Frequency (MHz)	PPSD/MHz (dBm)	10*log(Ant)	Total PPSD/MHz (dBm)*1	Limit (dBm)	Result
9	2452	2.5	3.01	5.510	< 8dBm	Pass
9	2452	2.54	3.01	5.550	< 8dBm	Pass

Note 1: The quantity 10*log 2 (two antennas) is added to the spectrum peak value according to document 662911 D01

Chain A

Figure Channel 9:

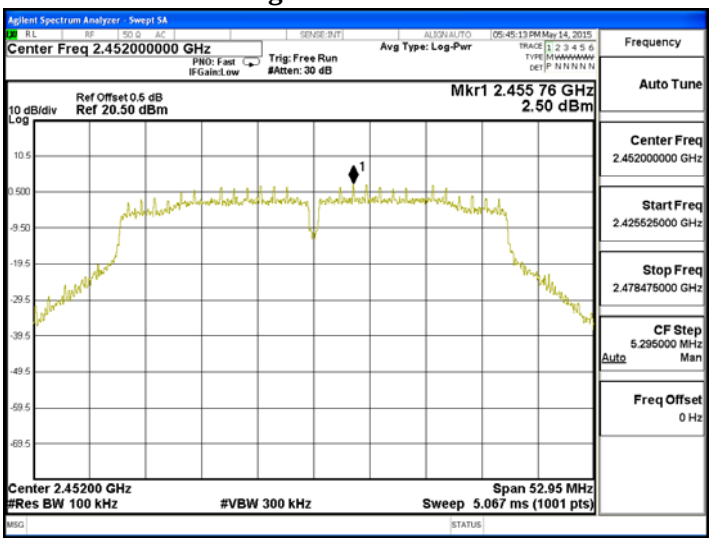

Chain B

Figure Channel 9:

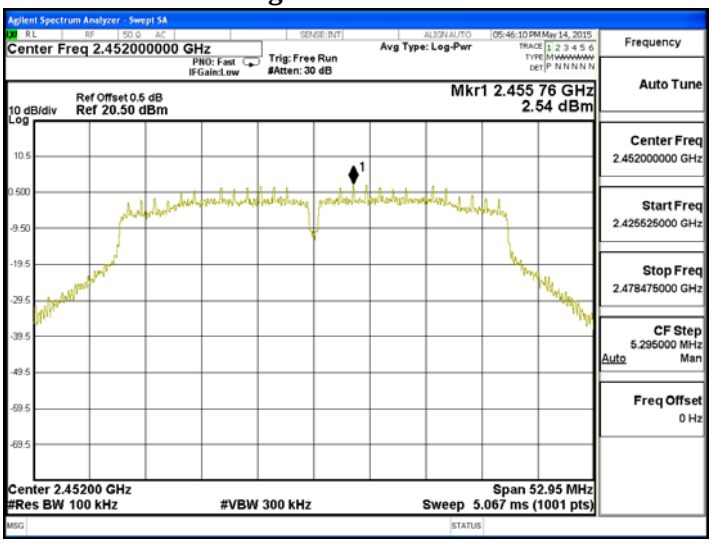

Product : Intel® Dual Band Wireless-AC 8260
Test Item : Power Density Data
Test Site : No.3 OATS
Test Mode : Mode 4 Beamforming: Transmit - 802.11n-40BW_30Mbps(2.4G Band) (2457MHz)

Channel No.	Frequency (MHz)	PPSD/MHz (dBm)	10*log(Ant)	Total PPSD/MHz (dBm)*1	Limit (dBm)	Result
10	2457	-2.817	3.01	0.193	< 8dBm	Pass
10	2457	-2.767	3.01	0.243	< 8dBm	Pass

Note 1: The quantity 10*log 2 (two antennas) is added to the spectrum peak value according to document 662911 D01

Chain A

Figure Channel 10:

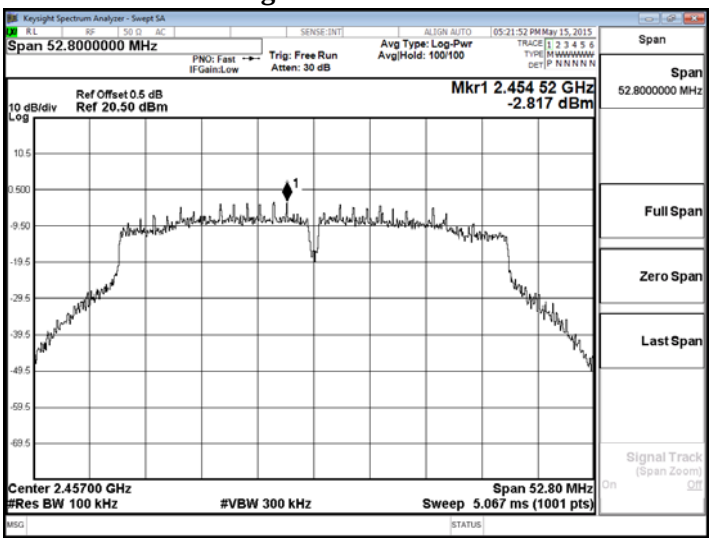

Chain B

Figure Channel 10:

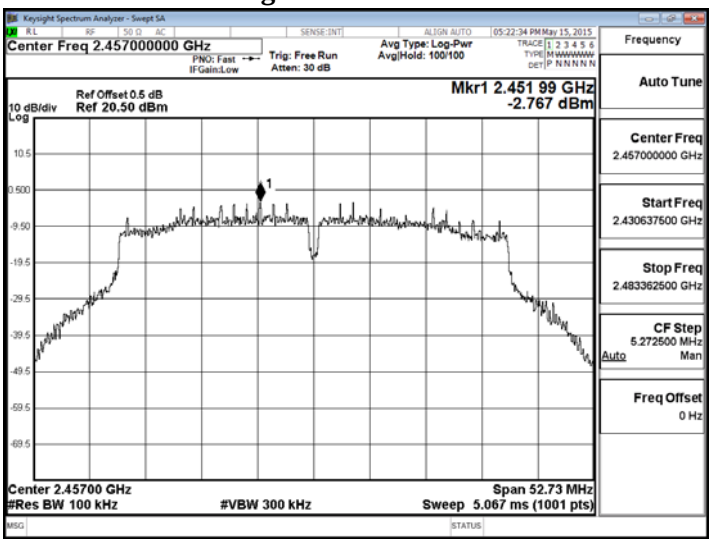

Product : Intel® Dual Band Wireless-AC 8260
Test Item : Power Density Data
Test Site : No.3 OATS
Test Mode : Mode 4 Beamforming: Transmit - 802.11n-20BW_14.4Mbps(5G Band) (5745MHz)

Channel No.	Frequency (MHz)	PPSD/MHz (dBm)	10*log(Ant)	Total PPSD/MHz (dBm)*1	Limit (dBm)	Result
149	5745	4.62	3.01	7.630	< 8dBm	Pass
149	5745	4.64	3.01	7.650	< 8dBm	Pass

Note 1: The quantity 10*log 2 (two antennas) is added to the spectrum peak value according to document 662911 D01

Chain A

Figure Channel 149:

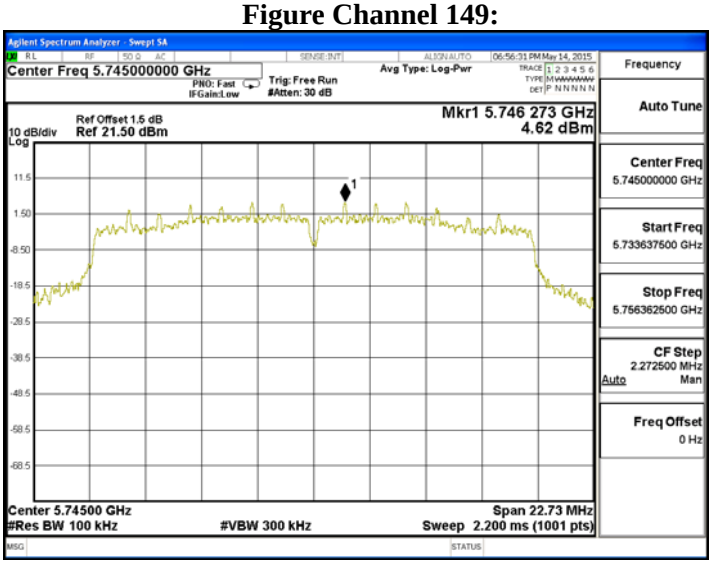

Chain B

Figure Channel 149:

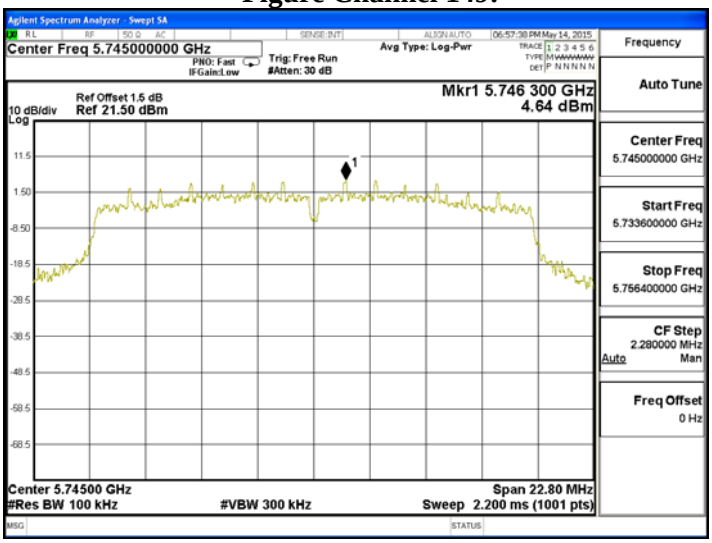

Product : Intel® Dual Band Wireless-AC 8260
Test Item : Power Density Data
Test Site : No.3OATS
Test Mode : Mode 4 Beamforming: Transmit - 802.11n-20BW_14.4Mbps(5G Band) (5785MHz)

Channel No.	Frequency (MHz)	PPSD/MHz (dBm)	10*log(Ant)	Total PPSD/MHz (dBm)*1	Limit (dBm)	Result
157	5785	4.63	3.01	7.630	< 8dBm	Pass
157	5785	4.07	3.01	7.650	< 8dBm	Pass

Note 1: The quantity 10*log 2 (two antennas) is added to the spectrum peak value according to document 662911 D01

Chain A

Figure Channel 157:

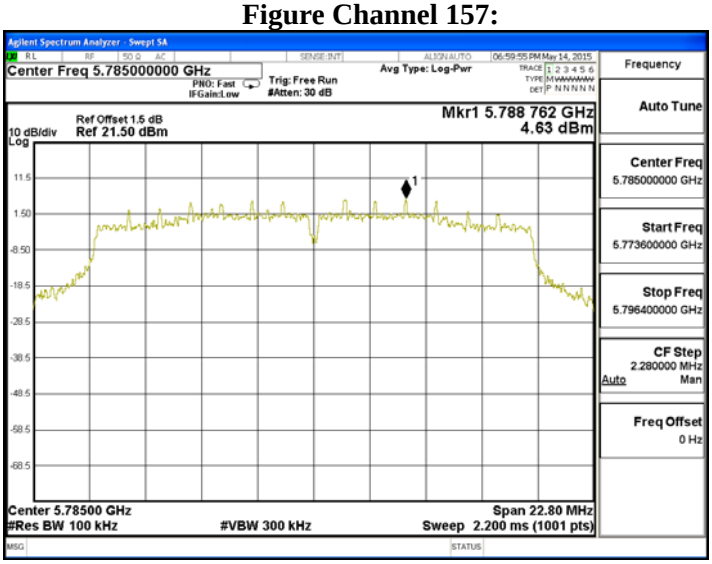

Chain B

Figure Channel 157:

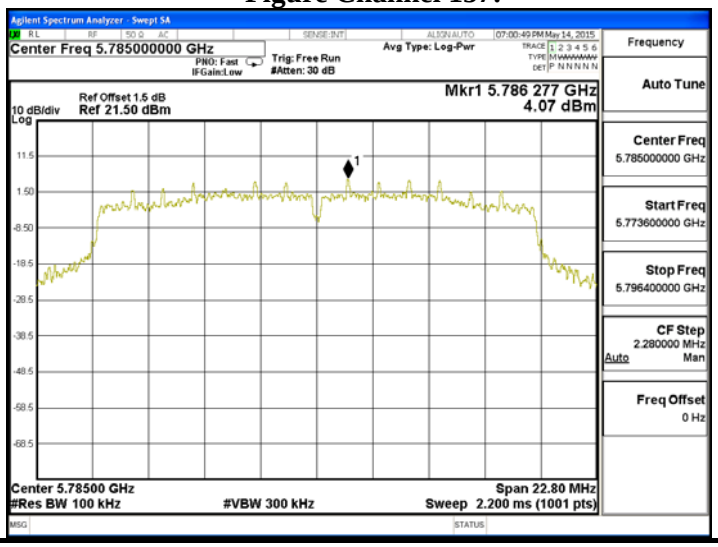

Product : Intel® Dual Band Wireless-AC 8260
Test Item : Power Density Data
Test Site : No.3 OATS
Test Mode : Mode 4 Beamforming: Transmit - 802.11n-20BW_14.4Mbps(5G Band) (5825MHz)

Channel No.	Frequency (MHz)	PPSD/MHz (dBm)	10*log(Ant)	Total PPSD/MHz (dBm)*1	Limit (dBm)	Result
165	5825	3.85	3.01	6.860	< 8dBm	Pass
165	5825	3.97	3.01	6.980	< 8dBm	Pass

Note 1: The quantity 10*log 2 (two antennas) is added to the spectrum peak value according to document 662911 D01

Chain A

Figure Channel 165:

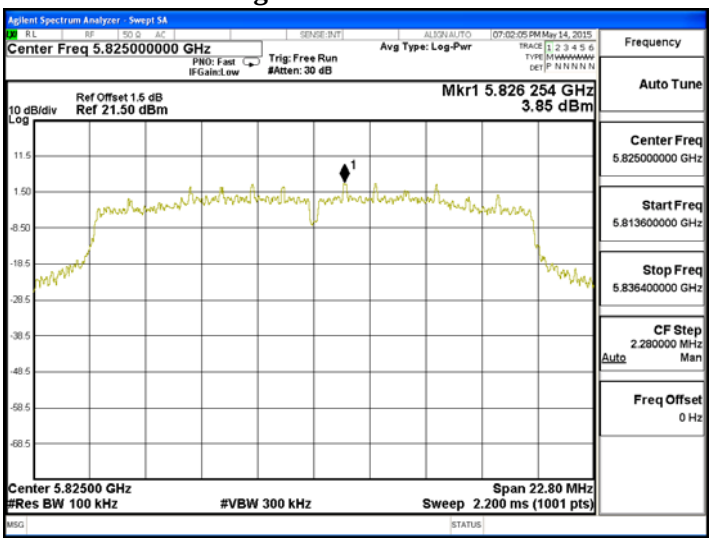

Chain B

Figure Channel 165:

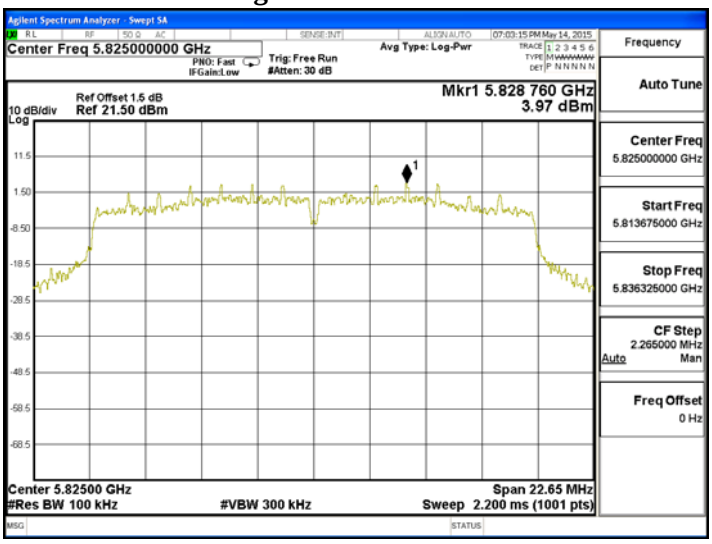

Product : Intel® Dual Band Wireless-AC 8260
Test Item : Power Density Data
Test Site : No.3 OATS
Test Mode : Mode 4 Beamforming: Transmit - 802.11n-40BW_30Mbps(5G Band) (5755MHz)

Channel No.	Frequency (MHz)	PPSD/MHz (dBm)	10*log(Ant)	Total PPSD/MHz (dBm)*1	Limit (dBm)	Result
151	5755	0.59	3.01	3.600	< 8dBm	Pass
151	5755	0.71	3.01	3.720	< 8dBm	Pass

Note 1: The quantity 10*log 2 (two antennas) is added to the spectrum peak value according to document 662911 D01

Chain A

Figure Channel 151:

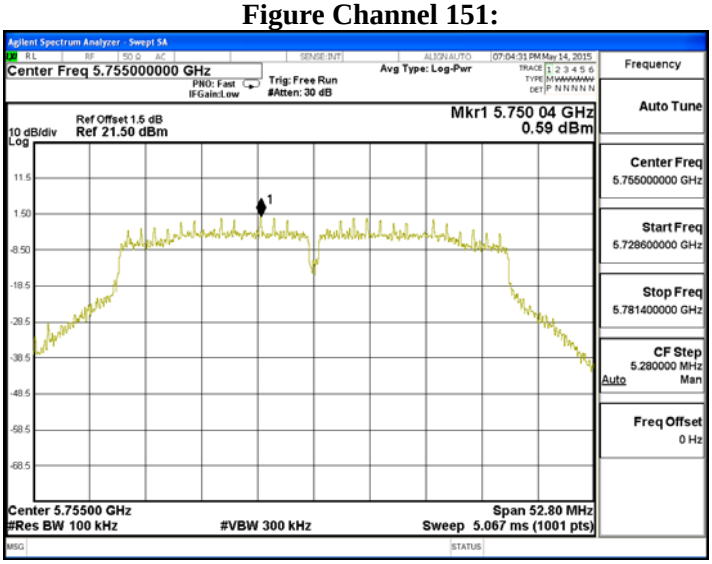

Chain B

Figure Channel 151:

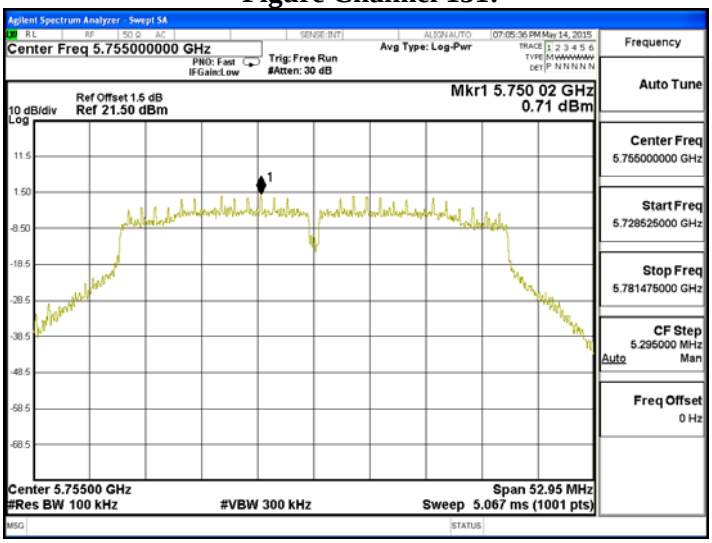

Product : Intel® Dual Band Wireless-AC 8260
Test Item : Power Density Data
Test Site : No.3OATS
Test Mode : Mode 4 Beamforming: Transmit - 802.11n-40BW_30Mbps(5G Band) (5795MHz)

Channel No.	Frequency (MHz)	PPSD/MHz (dBm)	10*log(Ant)	Total PPSD/MHz (dBm)*1	Limit (dBm)	Result
159	5795	1.11	3.01	4.120	< 8dBm	Pass
159	5795	0.89	3.01	3.900	< 8dBm	Pass

Note 1: The quantity 10*log 2 (two antennas) is added to the spectrum peak value according to document 662911 D01

Chain A

Figure Channel 159:

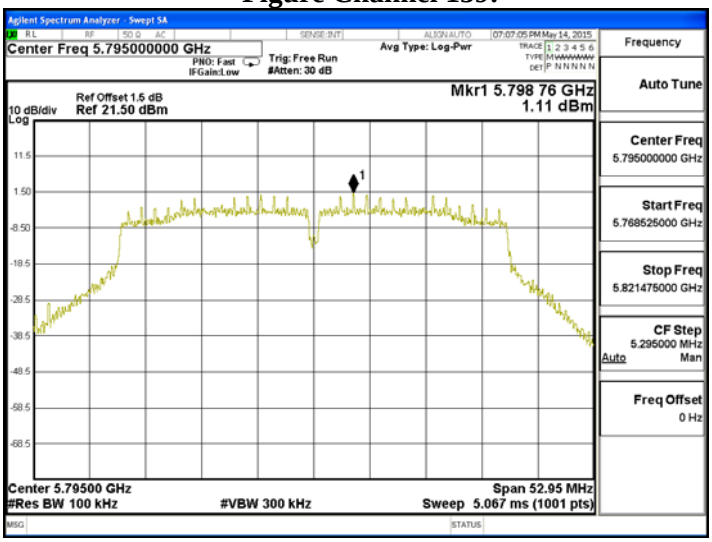

Chain B

Figure Channel 159:

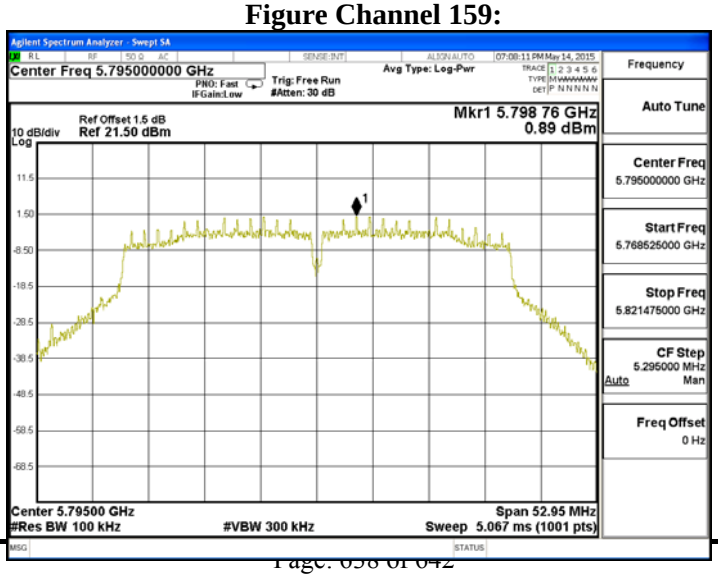

Product : Intel® Dual Band Wireless-AC 8260
Test Item : Power Density Data
Test Site : No.3OATS
Test Mode : Mode 4 Beamforming: Transmit - 802.11ac-80BW_65Mbps(5G Band) (5775MHz)

Channel No.	Frequency (MHz)	PPSD/MHz (dBm)	10*log(Ant)	Total PPSD/MHz (dBm)*1	Limit (dBm)	Result
155	5775	-3.765	3.01	-0.755	< 8dBm	Pass
155	5775	-3.471	3.01	-0.461	< 8dBm	Pass

Note 1: The quantity 10*log 2 (two antennas) is added to the spectrum peak value according to document 662911 D01

Chain A

Figure Channel 155:

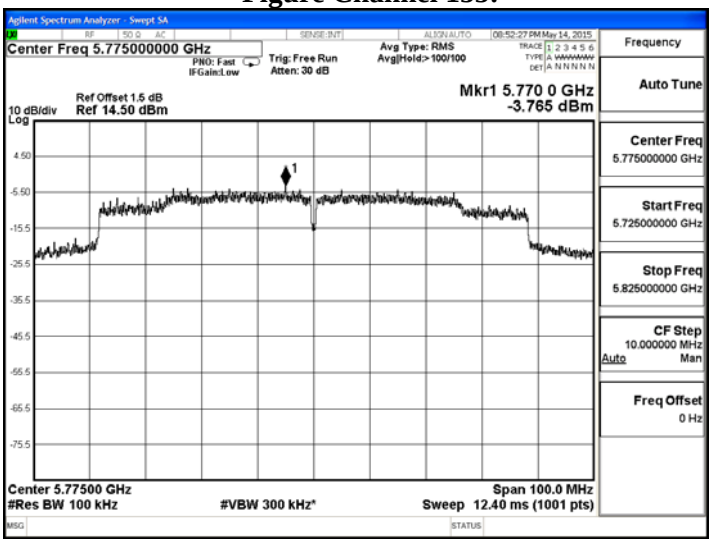

Chain B

Figure Channel 155:

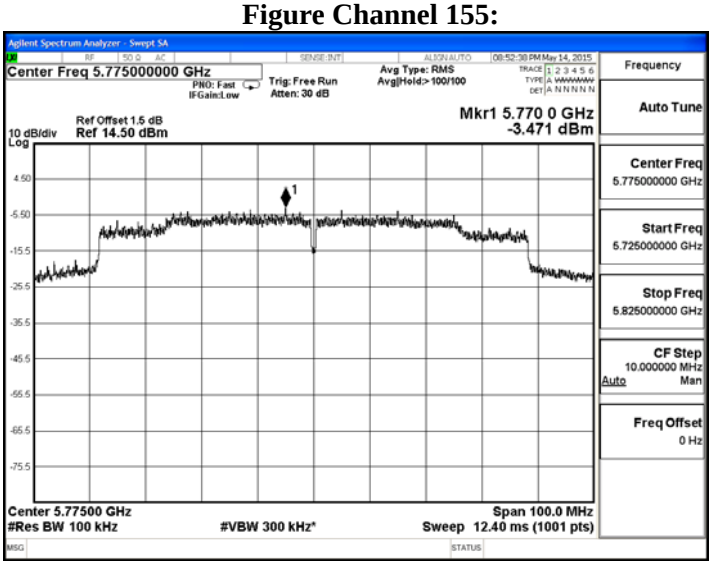

9. EMI Reduction Method During Compliance Testing

No modification was made during testing.

Attachment 1: EUT Test Photographs

Attachment 2: EUT Detailed Photographs