FCC Test Report
(Class II Permissive Change)

Product Name	Intel® Dual Band Wireless-AC 8260
Model No	8260D2W
FCC ID	PD98260D2

Applicant	Intel Mobile Communications
Address	100 Center Point Circle, Suite 200 Columbia, South Carolina 29210 USA

Date of Receipt	June 03, 2015
Issued Date	Sep. 30, 2016
Report No.	1560148R-RFUSP05V00
Report Version	V2.0

Testing Laboratory
3023

The test results relate only to the samples tested.
The test results shown in the test report are traceable to the national/international standard through the calibration report of the equipment and evaluated measurement uncertainty herein.
This report must not be used to claim product endorsement by TAF or any agency of the government.
The test report shall not be reproduced without the written approval of QuieTek Corporation.

Test Report

Issued Date: Sep. 30, 2016
Report No.: 1560148R-RFUSP05V00

Product Name	Intel® Dual Band Wireless-AC 8260
Applicant	Intel Mobile Communications
Address	100 Center Point Circle, Suite 200 Columbia, South Carolina 29210 USA
Manufacturer	Intel Mobile Communications
Model No.	8260D2W
FCC ID.	PD98260D2
EUT Rated Voltage	DC 3.3V
EUT Test Voltage	AC 120V/60Hz
Trade Name	Intel
Applicable Standard	FCC CFR Title 47 Part 15 Subpart E: 2015 ANSI C63.4: 2014, ANSI C63.10: 2013 789033 D02 General UNII Test Procedures New Rules v01r02
Test Result	Complied

Documented By : Rita Huang

(Senior Adm. Specialist / Rita Huang)

Tested By : Eason chen

(Engineer / Eason Chen)

Approved By :

(Director / Vincent Lin)

TABLE OF CONTENTS

Description Page

1. GENERAL INFORMATION 4

1.1. EUT Description 4
1.2. Operational Description 8
1.3. Tested System Datails 9
1.4. Configuration of tested System 9
1.5. EUT Exercise Software 9
1.6. Test Facility 10

2. Maximun conducted output power 11

2.1. Test Equipment 11
2.2. Test Setup 11
2.3. Limits 12
2.4. Test Procedure 13
2.5. Uncertainty 13
2.6. Test Result of Maximum conducted output power 14

3. Radiated Emission 84

3.1. Test Equipment 84
3.2. Test Setup 85
3.3. Limits 86
3.4. Test Procedure 87
3.5. Uncertainty 87
3.6. Test Result of Radiated Emission 88

4. Band Edge 293

4.1. Test Equipment 293
4.2. Test Setup 294
4.3. Limits 295
4.4. Test Procedure 295
4.5. Uncertainty 295
4.6. Test Result of Band Edge 296

5. EMI Reduction Method During Compliance Testing 439

Attachment 1: EUT Test Photographs
Attachment 2: EUT Detailed Photographs

1. GENERAL INFORMATION

1.1. EUT Description

Product Name	Intel® Dual Band Wireless-AC 8260
Trade Name	Intel
FCC ID.	PD98260D2
Model No.	8260D2W
Frequency Range	802.11a/n-20MHz: 5180-5320MHz, 5500-5700MHz, 5745-5825MHz 802.11n-40MHz: 5190-5310, 5510-5670MHz, 5755-5795MHz 802.11ac-20MHz: 5720, 802.11ac-40MHz: 5710 802.11ac-80MHz: 5210-5290MHz, 5530-5690MHz, 5775MHz
Number of Channels	802.11a/n-20MHz: 24; 802.11n-40MHz: 11 802.11ac-20MHz: 1, 802.11ac-40MHz: 1, 802.11ac-80MHz: 6
Data Rate	802.11a: 6 - 54Mbps 802.11n: up to 300Mbps 802.11ac-80MHz: up to 866.7MHz
Channel Control	Auto
Type of Modulation	802.11a/n/ac:OFDM, BPSK, QPSK, 16QAM, 64QAM, 256QAM
Antenna Type	Dipole Antenna
Antenna Gain	Refer to the table “Antenna List”

Antenna List

No.	Manufacturer	Part No.	Antenna Type	Peak Gain
1	WIESON	GY121HT0321-003-H (External)	Dipole	2.92 dBi for 5.15~5.25GHz 3.19 dBi for 5.25~5.35GHz 4.41 dBi for 5.47~5.725GHz 4.22 dBi for 5.725~5.850GHz

Note: The antenna of EUT is conform to FCC 15.203

802.11a/n-20MHz Center Working Frequency of Each Channel:

Channel	Frequency	Channel	Frequency	Channel	Frequency	Channel	Frequency
Channel 36:	5180 MHz	Channel 40:	5200 MHz	Channel 44:	5220 MHz	Channel 48:	5240 MHz
Channel 52:	5260 MHz	Channel 56:	5280 MHz	Channel 60:	5300 MHz	Channel 64:	5320 MHz
Channel 100:	5500 MHz	Channel 104:	5520 MHz	Channel 108:	5540 MHz	Channel 112:	5560 MHz
Channel 116:	5580 MHz	Channel 120:	5600 MHz	Channel 124:	5620 MHz	Channel 128:	5640 MHz
Channel 132:	5660 MHz	Channel 136:	5680 MHz	Channel 140:	5700 MHz	Channel 149:	5745 MHz
Channel 153:	5765 MHz	Channel 157:	5785 MHz	Channel 161:	5805 MHz	Channel 165:	5825 MHz

802.11n-40MHz Center Working Frequency of Each Channel:

Channel	Frequency	Channel	Frequency	Channel	Frequency	Channel	Frequency
Channel 38:	5190 MHz	Channel 46:	5230 MHz	Channel 54:	5270 MHz	Channel 62:	5310 MHz
Channel 102:	5510 MHz	Channel 110:	5550 MHz	Channel 118:	5590 MHz	Channel 126:	5630 MHz
Channel 134:	5670 MHz	Channel 151:	5755 MHz	Channel 159:	5795 MHz		

802.11ac-20MHz Center Working Frequency of Each Channel:

Channel	Frequency
Channel 144:	5720 MHz

802.11ac-40MHz Center Working Frequency of Each Channel:

Channel	Frequency
Channel 142:	5710 MHz

802.11ac-80MHz Center Working Frequency of Each Channel:

Channel	Frequency	Channel	Frequency	Channel	Frequency	Channel	Frequency
Channel 42:	5210 MHz	Channel 58:	5290 MHz	Channel 106:	5530 MHz	Channel 122:	5610 MHz
Channel 138:	5690 MHz	Channel 155:	5775 MHz				

Duty Cycle

If duty cycle is <98%, duty factor shall be considered.

Formula:

Duty cycle = Ton / (Ton + Toff)

Duty Factor = 10 Log (1/Duty Cycle)

Results:
(5150~5250MHz,5250~5350MHz,5470~5725MHz)

5GHz band	Duty Cycle	Duty Factor (dB)	5GHz band	Duty Cycle	Duty Factor (dB)
802.11a	0.982	0.079	802.11ac-20	0.975	0.110
802.11n-20	0.980	0.088	802.11ac-40	0.930	0.315
802.11n-40	0.966	0.150	802.11ac-80	0.937	0.283

(5725~5850MHz)

5GHz band	Duty Cycle	Duty Factor (dB)	5GHz band	Duty Cycle	Duty Factor (dB)
802.11a	0.982	0.079	802.11ac-20	0.975	0.110
802.11n-20	0.980	0.088	802.11ac-40	0.930	0.315
802.11n-40	0.966	0.150	802.11ac-80	0.799	0.975

Note:

1. This device is an Intel® Dual Band Wireless-AC 8260 with a built-in WLAN and Bluetooth transceiver,this report for 5GHz WLAN.
2. Regarding to the operation frequency, the lowest, middle and highest frequency are selected to perform the test.
3. These tests were conducted on a sample of the equipment for the purpose of demonstrating compliance with Part 15 Subpart E for Unlicensed National Information Infrastructure devices.
4. This is to request a Class II permissive change for FCC ID: PD98260D2 , originally granted on 05/26/2015.

   The major change filed under this application is:

   Change #1: Addition of new dipole type antenna, WIESON, part no. GY121HT0321-003-H (External). This antenna will be restricted to mobile category computers and stationary desktop computers.

Test Mode	Mode 1 SISO A: Transmit (802.11a-6Mbps)
	Mode 1 SISO A: Transmit (802.11n-20BW 7.2Mbps)
	Mode 1 SISO A: Transmit (802.11n-40BW 15Mbps)
	Mode 1 SISO A: Transmit (802.11ac-20BW-7.2Mbps)
	Mode 1 SISO A: Transmit (802.11ac-40BW-15Mbps)
	Mode 1 SISO A: Transmit (802.11ac-80BW-32.5Mbps)
	Mode 2 SISO B: Transmit (802.11a-6Mbps)
	Mode 2 SISO B: Transmit (802.11n-20BW 7.2Mbps)
	Mode 2 SISO B: Transmit (802.11n-40BW 15Mbps)
	Mode 2 SISO B: Transmit (802.11ac-20BW-7.2Mbps)
	Mode 2 SISO B: Transmit (802.11ac-40BW-15Mbps)
	Mode 2 SISO B: Transmit (802.11ac-80BW-32.5Mbps)
	Mode 3 MIMO: Transmit (802.11n-20BW 14.4Mbps)
	Mode 3 MIMO: Transmit (802.11n-40BW 30Mbps)
	Mode 3 MIMO: Transmit (802.11ac-20BW-14.4Mbps)
	Mode 3 MIMO: Transmit (802.11ac-40BW-30Mbps)
	Mode 3 MIMO: Transmit (802.11ac-80BW-65Mbps)
	Mode 4 Beamforming: Transmit (802.11n-20BW 14.4Mbps)
	Mode 4 Beamforming: Transmit (802.11n-40BW 30Mbps)
	Mode 4 Beamforming: Transmit (802.11ac-20BW-14.4Mbps)
	Mode 4 Beamforming: Transmit (802.11ac-40BW-30Mbps)
	Mode 4 Beamforming: Transmit (802.11ac-80BW-65Mbps)

1.3. Tested System Datails

The types for all equipment, plus descriptions of all cables used in the tested system (including inserted cards) are:

Product		Manufacturer	Model No.	Serial No.	Power Cord
1	Notebook PC	DELL	N/A	N/A	Non-Shielded, 1.8m
2	Test Fixture	Intel	N/A	N/A	N/A

Signal Cable Type		Signal cable Description
A	Test Fixture Cable	Non-Shielded, 1.0m

1.4. Configuration of tested System

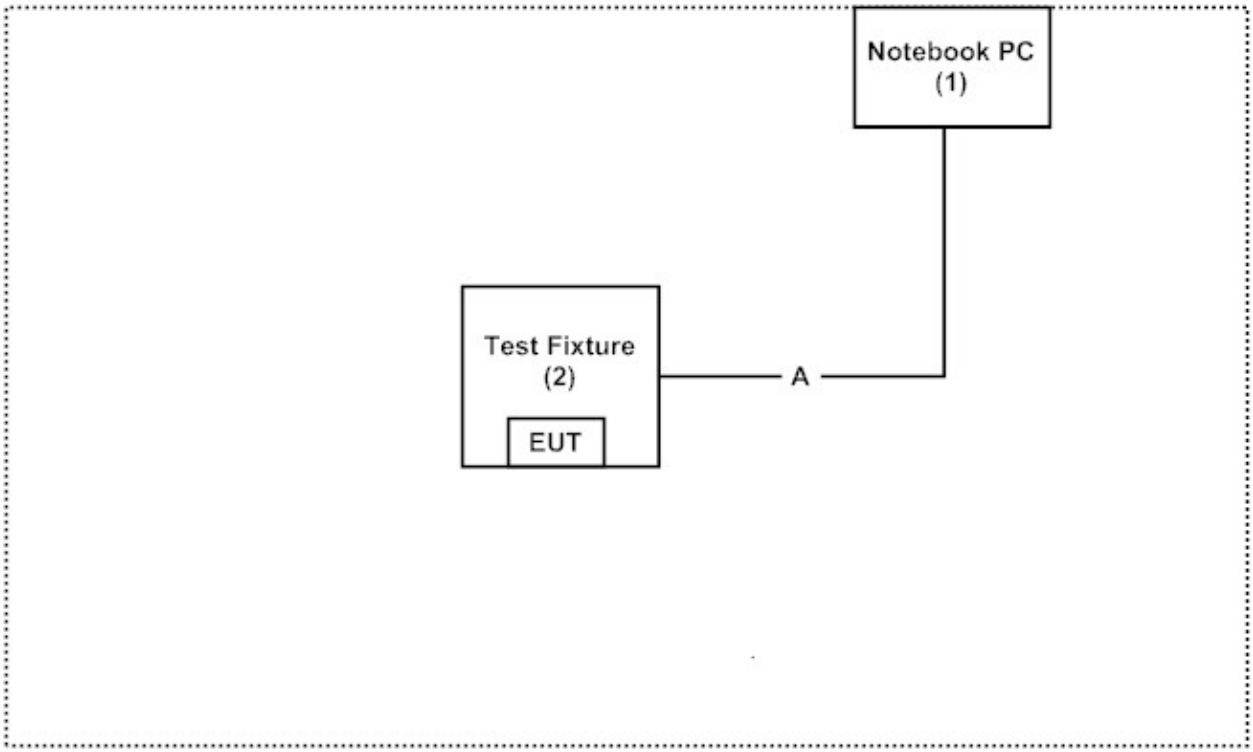

1.5. EUT Exercise Software

(1) Setup the EUT as shown on 1.4
(2) Execute “DRTU (Ver 1.8.1-01253)” program on the EUT.
(3) Configure the test mode, the test channel, and the data rate.
(4) Start the continuous transmission.
(5) Verify that the EUT works properly.

1.6. Test Facility

Ambient conditions in the laboratory:

Items	Required (IEC 68-1)	Actual
Temperature (°C)	15-35	20-35
Humidity (%RH)	25-75	50-65
Barometric pressure (mbar)	860-1060	950-1000

The related certificate for our laboratories about the test site and management system can be downloaded from QuieTek Corporation's Web Site: http://www.quietek.com/chinese/about/certificates.aspx?bval=5
The address and introduction of QuieTek Corporation's laboratories can be founded in our Web site: http://www.quietek.com/

Site Description: File on
Federal Communications Commission
FCC Engineering Laboratory
7435 Oakland Mills Road
Columbia, MD 21046
Registration Number: 92195

Site Name: Quietek Corporation
Site Address: No.5-22, Ruishukeng,
Linkou Dist. New Taipei City 24451,
Taiwan, R.O.C.
TEL: 886-2-8601-3788 / FAX : 886-2-8601-3789
E-Mail : service@quietek.com

FCC Accreditation Number: TW1014

2. Maximun conducted output power

2.1. Test Equipment

	Equipment	Manufacturer	Model No./Serial No.	Last Cal.
X	Power Meter	Anritsu	ML2495A/6K00003357	May, 2016
X	Power Sensor	Anritsu	MA2411B/0738448	Jun., 2016
X	Spectrum Analyzer	Agilent	N9010A / MY48030495	Apr., 2016

Note:

1. All equipments are calibrated with traceable calibrations. Each calibration is traceable to the national or international standards.
2. The test instruments marked with "X" are used to measure the final test results.

2.2. Test Setup

99% Occupied Bandwidth

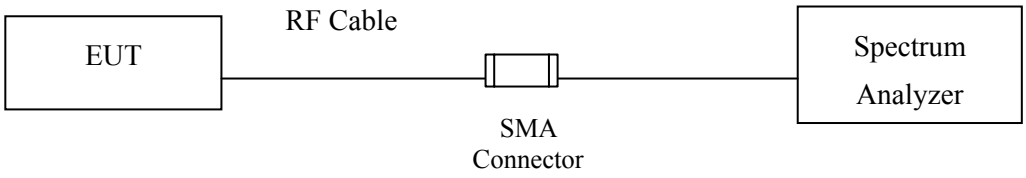

Conduction Power Measurement (for 802.11an)

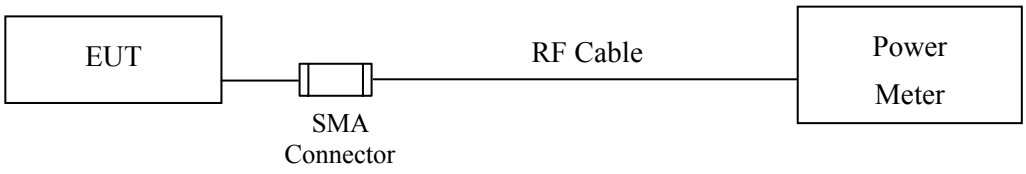

Conduction Power Measurement (for 802.11ac)

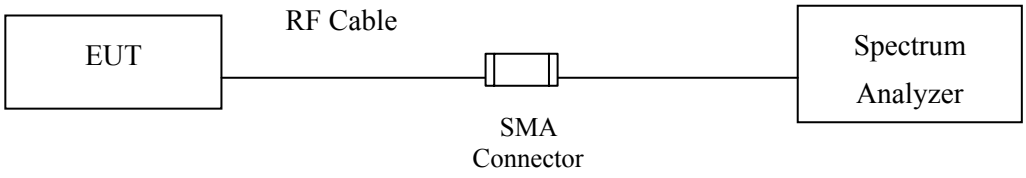

2.3. Limits

2.3.1. For the band 5.15-5.25 GHz,

(i) For an outdoor access point operating in the band 5.15-5.25 GHz, the maximum conducted output power over the frequency band of operation shall not exceed 1 W. provided the maximum antenna gain does not exceed 6 dBi. If transmitting antennas of directional gain greater than 6 dBi are used, the maximum conducted output power shall be reduced by the amount in dB that the directional gain of the antenna exceeds 6 dBi. The maximum e.i.r.p. at any elevation angle above 30 degrees as measured from the horizon must not exceed 125 mW (21 dBm).

(ii) For an indoor access point operating in the band 5.15-5.25 GHz, the maximum conducted output power over the frequency band of operation shall not exceed 1 W provided the maximum antenna gain does not exceed 6 dBi. In addition. If transmitting antennas of directional gain greater than 6 dBi are used, the maximum conducted output power shall be reduced by the amount in dB that the directional gain of the antenna exceeds 6 dBi.

(iii) For fixed point-to-point access points operating in the band 5.15-5.25 GHz, the maximum conducted output power over the frequency band of operation shall not exceed 1 W. Fixed point-topoint U-NII devices may employ antennas with directional gain up to 23 dBi without any corresponding reduction in the maximum conducted output power. For fixed point-to-point transmitters that employ a directional antenna gain greater than 23 dBi, a 1 dB reduction in maximum conducted output power is required for each 1 dB of antenna gain in excess of 23 dBi. Fixed, point-to-point operations exclude the use of point-to-multipoint systems, omnidirectional applications, and multiple collocated transmitters transmitting the same information. The operator of the U-NII device, or if the equipment is professionally installed, the installer, is responsible for ensuring that systems employing high gain directional antennas are used exclusively for fixed, point-to-point operations.

(iv) For mobile and portable client devices in the 5.15-5.25 GHz band, the maximum conducted output power over the frequency band of operation shall not exceed 250 mW provided the maximum antenna gain does not exceed 6 dBi. In addition. If transmitting antennas of directional gain greater than 6 dBi are used, the maximum conducted output power shall be reduced by the amount in dB that the directional gain of the antenna exceeds 6 dBi.

2.3.2. For the 5.25-5.35 GHz and 5.47-5.725 GHz bands, the maximum conducted output power over the frequency bands of operation shall not exceed the lesser of 250 mW or 11 dBm 10 log B, where B is the 99% emission bandwidth in megahertz. If transmitting antennas of directional gain greater than 6 dBi are used, the maximum conducted output power shall be reduced by the amount in dB that the directional gain of the antenna exceeds 6 dBi.

2.3.3. For the band 5.725-5.85 GHz, the maximum conducted output power over the frequency band of operation shall not exceed 1 W. In addition. If transmitting antennas of directional gain greater than 6 dBi are used, the maximum conducted output power shall be reduced by the amount in dB that the directional gain of the antenna exceeds 6 dBi. However, fixed point-to-point UNII devices operating in this band may employ transmitting antennas with directional gain greater than 6 dBi without any corresponding reduction in transmitter conducted power. Fixed, point-to-point operations exclude the use of point-to-multipoint systems, omnidirectional applications, and multiple collocated transmitters transmitting the same information. The operator of the U-NII device, or if the equipment is professionally installed, the installer, is responsible for ensuring that systems employing high gain directional antennas are used exclusively for fixed, point-to-point operations.

2.4. Test Procedure

As an alternative to FCC KDB-789033, the EUT maximum conducted output power was measured with an average power meter employing a video bandwidth greater the 6dB BW of the emission under test. Maximum conducted output power was read directly from the meter across all data rates, and across three channels within each sub-band. Special care was used to make sure that the EUT was transmitting in continuous mode. This method exceeds the limitations of FCC KDB-789033, and provides more accurate measurements.

802.11an (BW≦40MHz) Maximum conducted output power using KDB 789033 section E)3)b) Method PM-G (Measurement using a gated RF average power meter)
Note: the power meter have a video bandwidth that is greater than or equal to the measurement bandwidth, (Anritsu/ MA2411B video bandwidth: 65MHz)

802.11ac (BW=80MHz) Maximum conducted output power using KDB 789033 section E)2)b) Method SA-1 (trace averaging with the EUT transmitting at full power throughout each sweep).

When transmitted signals consist of two or more non-contiguous spectrum segments (e.g., 80+80 MHz mode) or when a single spectrum segment of a transmission crosses the boundary between two adjacent U-NII bands, KDB 644545 D01 section F) procedure is used for measurements.

2.5. Uncertainty

± 1.27 dB

2.6. Test Result of Maximum conducted output power

The Test date for all Maximum conducted output power is Sep. 23, 2016.

Product : Intel® Dual Band Wireless-AC 8260
Test Item : Maximum conducted output power
Test Site : No.3 OATS
Test Mode : Mode 1 SISO A: Transmit (802.11a-6Mbps)

Cable loss=1dB		Maximum conducted output power								
Channel No.	Frequency (MHz)	Data Rate (Mbps)								Required Limit
		6	9	12	18	24	36	48	54	
		Measurement Level (dBm)								
36	5180	19.98	--	--	--	--	--	--	--	<24dBm
44	5220	21.02	20.88	20.59	20.4	20.185	19.97	19.755	19.54	<24dBm
48	5240	21.11	--	--	--	--	--	--	--	<24dBm
52	5260	21.21	--	--	--	--	--	--	--	<24dBm
60	5300	21.03	20.79	20.47	20.203	19.923	19.643	19.363	19.083	<24dBm
64	5320	18.22	--	--	--	--	--	--	--	<24dBm
100	5500	19.2	--	--	--	--	--	--	--	<24dBm
116	5580	21.09	20.92	20.77	20.607	20.447	20.287	20.127	19.967	<24dBm
140	5700	21.14	--	--	--	--	--	--	--	<24dBm
149	5745	18.56	--	--	--	--	--	--	--	<30dBm
157	5785	20.55	20.48	20.41	20.34	20.27	20.20	20.13	20.06	<30dBm
165	5825	19.33	--	--	--	--	--	--	--	<30dBm

Note: Maximum conducted output power Value =Reading value on average power meter + cable loss

Maximum conducted output power Measurement:

Channel No	Frequency Range (MHz)	99% Bandwidth (MHz)	Output Power (dBm)	Duty Factor (dB)	Total Output Power (dBm)	Output Power Limit	
						(dBm)	dBm+10log(BW)
36	5180	--	19.98	0.079	20.059	24	--
44	5220	--	21.02	0.079	21.099	24	--
48	5240	--	21.11	0.079	21.189	24	--
52	5260	27.964	21.21	0.079	21.289	24	25.47
60	5300	28.204	21.03	0.079	21.109	24	25.50
64	5320	19.701	18.22	0.079	18.299	24	23.94
100	5500	19.904	19.2	0.079	19.279	24	23.99
116	5580	27.504	21.09	0.079	21.169	24	25.39
140	5700	26.417	21.14	0.079	21.219	24	25.22
149	5745	--	18.56	0.079	18.639	30	--
157	5785	--	20.55	0.079	20.629	30	--
165	5825	--	19.33	0.079	19.409	30	--

Note: Total Output Power Value = Output Power value + Duty Factor

Product : Intel® Dual Band Wireless-AC 8260
Test Item : Maximum conducted output power
Test Site : No.3 OATS
Test Mode : Mode 1 SISO A: Transmit (802.11n-20BW 7.2Mbps)

Cable loss=1dB		Maximum conducted output power								
Channel No.	Frequency (MHz)	Data Rate (Mbps)								Required Limit
		7.2	14.4	21.7	28.9	43.3	57.8	65	72.2	
		Measurement Level (dBm)								
36	5180	19.77	--	--	--	--	--	--	--	<24dBm
44	5220	21.2	21.03	20.88	20.717	20.557	20.397	20.237	20.077	<24dBm
48	5240	21.18	--	--	--	--	--	--	--	<24dBm
52	5260	21.14	--	--	--	--	--	--	--	<24dBm
60	5300	21.05	20.79	20.63	20.403	20.193	19.983	19.773	19.563	<24dBm
64	5320	17.87	--	--	--	--	--	--	--	<24dBm
100	5500	18.39	--	--	--	--	--	--	--	<24dBm
116	5580	21.28	21.1	20.93	20.753	20.578	20.403	20.228	20.053	<24dBm
140	5700	16.06	--	--	--	--	--	--	--	<24dBm
149	5745	16.23	--	--	--	--	--	--	--	<30dBm
157	5785	20.71	20.64	20.57	20.50	20.43	20.36	20.29	20.22	<30dBm
165	5825	19.38	--	--	--	--	--	--	--	<30dBm

Note: Maximum conducted output power Value =Reading value on average power meter + cable loss

Maximum conducted output power Measurement:

Channel No	Frequency Range (MHz)	99% Bandwidth (MHz)	Output Power (dBm)	Duty Factor (dB)	Total Output Power (dBm)	Output Power Limit	
						(dBm)	dBm+10log(BW)
36	5180	--	19.77	0.088	19.858	24	--
44	5220	--	21.2	0.088	21.288	24	--
48	5240	--	21.18	0.088	21.268	24	--
52	5260	29.352	21.14	0.088	21.228	24	25.68
60	5300	29.652	21.05	0.088	21.138	24	25.72
64	5320	19.908	17.87	0.088	17.958	24	23.99
100	5500	19.894	18.39	0.088	18.478	24	23.99
116	5580	28.738	21.28	0.088	21.368	24	25.58
140	5700	18.496	16.06	0.088	16.148	24	23.67
149	5745	--	16.23	0.088	16.318	30	--
157	5785	--	20.71	0.088	20.798	30	--
165	5825	--	19.38	0.088	19.468	30	--

Note: Total Output Power Value = Output Power value + Duty Factor

Product : Intel® Dual Band Wireless-AC 8260
Test Item : Maximum conducted output power
Test Site : No.3 OATS
Test Mode : Mode 1 SISO A: Transmit (802.11n-40BW 15Mbps)

Cable loss=1dB		Maximum conducted output power								
Channel No.	Frequency (MHz)	Data Rate (Mbps)								Required Limit
		15	30	45	60	90	120	135	150	
		Measurement Level (dBm)								
38	5190	18.1	17.93	17.76	17.59	17.42	17.25	17.08	16.91	<24dBm
46	5230	21.2	--	--	--	--	--	--	--	<24dBm
54	5270	21.05	20.92	20.77	20.633	20.493	20.353	20.213	20.073	<24dBm
62	5310	16.33	--	--	--	--	--	--	--	<24dBm
102	5510	16.29	--	--	--	--	--	--	--	<24dBm
110	5550	21.15	21.02	20.88	20.747	20.612	20.477	20.342	20.207	<24dBm
134	5670	21.20	--	--	--	--	--	--	--	<24dBm
151	5755	15.93	15.85	15.77	15.69	15.61	15.53	15.45	15.37	<30dBm
159	5795	18.87	--	--	--	--	--	--	--	<30dBm

Note: Maximum conducted output power Value =Reading value on average power meter + cable loss

Maximum conducted output power Measurement:

Channel No	Frequency Range (MHz)	99% Bandwidth (MHz)	Output Power (dBm)	Duty Factor (dB)	Total Output Power (dBm)	Output Power Limit	
						(dBm)	dBm+10log(BW)
38	5190	--	18.10	0.15	18.250	24	--
46	5230	--	21.20	0.15	21.350	24	--
54	5270	38.800	21.05	0.15	21.200	24	26.89
62	5310	36.463	16.33	0.15	16.480	24	26.62
102	5510	36.407	16.29	0.15	15.440	24	26.61
110	5550	54.013	21.15	0.15	21.300	24	28.32
134	5670	41.419	21.20	0.15	21.350	24	27.17
151	5755	--	15.93	0.15	16.080	30	--
159	5795	--	18.87	0.15	19.020	30	--

Note: Total Output Power Value = Output Power value + Duty Factor

Product : Intel® Dual Band Wireless-AC 8260
Test Item : Maximum conducted output power
Test Site : No.3 OATS
Test Mode : Mode 1 SISO A: Transmit (802.11ac-20BW-7.2Mbps)

Cable loss=1dB		Maximum conducted output power									
Channel No.	Frequency (MHz)	Data Rate (Mbps)									Required Limit
		VTH0	VTH1	VTH2	VTH3	VTH4	VTH5	VTH6	VTH7	VTH8	
		Measurement Level (dBm)									
144 (Band3)	5720	17.88	17.69	17.31	17.04	16.74	16.44	16.14	15.84	15.54	<24dBm
144 (Band4)	5720	10.59	10.13	9.87	9.54	9.22	8.91	8.59	8.28	7.96	<30dBm

Note: Maximum conducted output power Value =Reading value on average power meter + cable loss

Maximum conducted output power Measurement:

Channel No	Frequency Range (MHz)	99% Bandwidth (MHz)	Output Power (dBm)	Duty Factor (dB)	Total Output Power (dBm)	Output Power Limit	
						(dBm)	dBm+10log(BW)
144(Band3)	5720	14.765	17.88	0.110	17.990	24	22.69
144(Band4)	5720	4.765	10.59	0.110	10.700	30	17.78

Note: Total Output Power Value = Output Power value + Duty Factor

Maximum conducted output power:

Channel 144 (Band3)

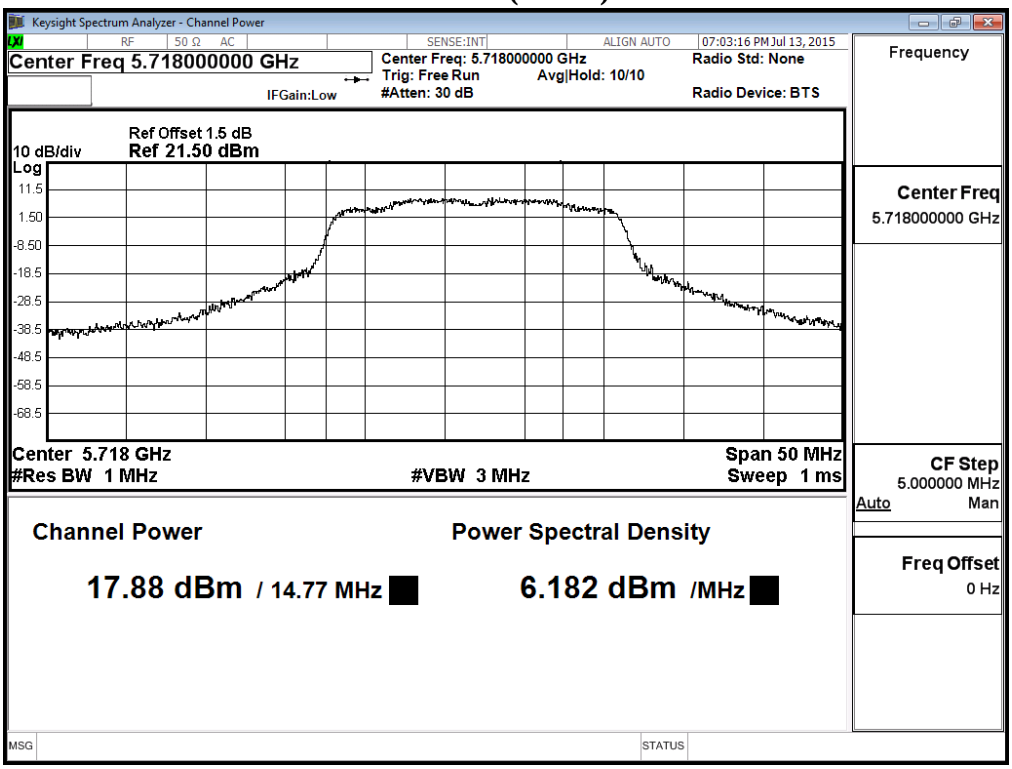

Channel 144 (Band4)

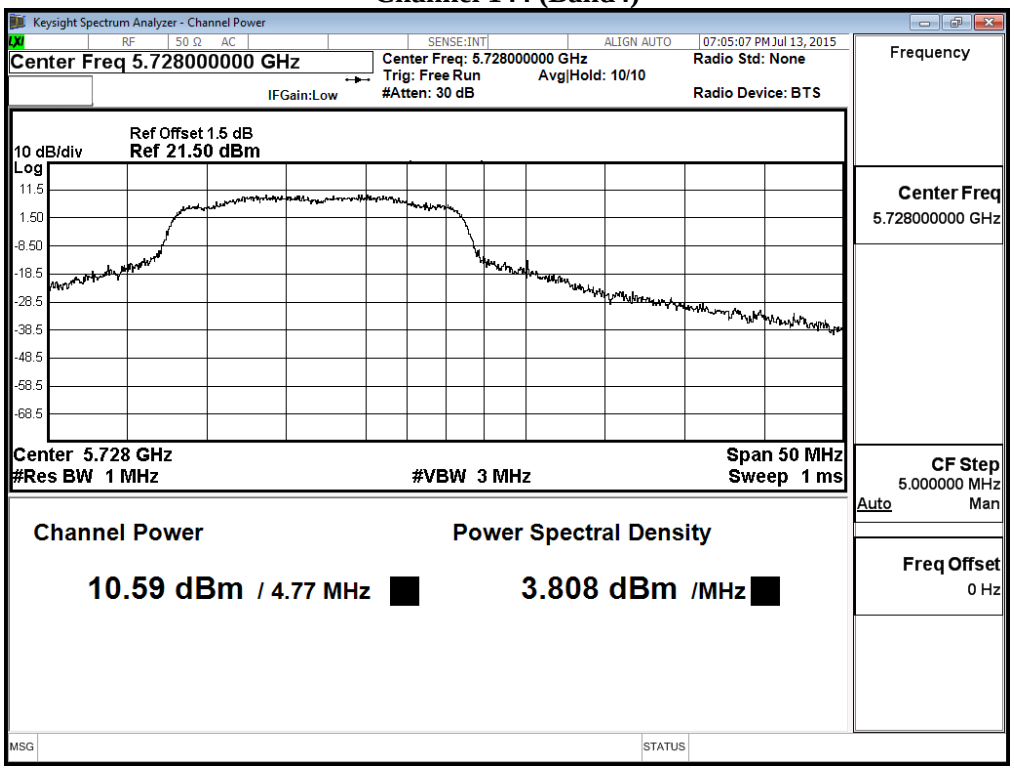

Product : Intel® Dual Band Wireless-AC 8260
Test Item : Maximum conducted output power
Test Site : No.3 OATS
Test Mode : Mode 1 SISO A: Transmit (802.11ac-40BW-15Mbps)

Cable loss=1dB		Maximum conducted output power										
Channel No	Frequency (MHz)	Data Rate (Mbps)										Required Limit
		VTH0	VTH1	VTH2	VTH3	VTH4	VTH5	VTH6	VTH7	VTH8	VTH9	
142(Band3)	5710	18.94	18.61	18.34	18.13	17.91	17.68	17.46	17.23	17.01	16.78	<24dBm
142(Band4)	5710	5.90	5.84	5.62	5.43	5.24	5.04	4.85	4.65	4.46	4.26	<30dBm

Note: Maximum conducted output power Value =Reading value on average power meter + cable loss

Maximum conducted output power Measurement:

Channel No	Frequency Range (MHz)	99% Bandwidth (MHz)	Output Power (dBm)	Duty Factor (dB)	Total Output Power (dBm)	Output Power Limit	
						(dBm)	dBm+10log(BW)
142(Band3)	5710	33.731	18.94	0.315	19.255	24	26.28
142(Band4)	5710	3.731	5.90	0.315	6.215	30	16.72

Note: Total Output Power Value = Output Power value + Duty Factor

Maximum conducted output power:

Channel 142 (Band3)

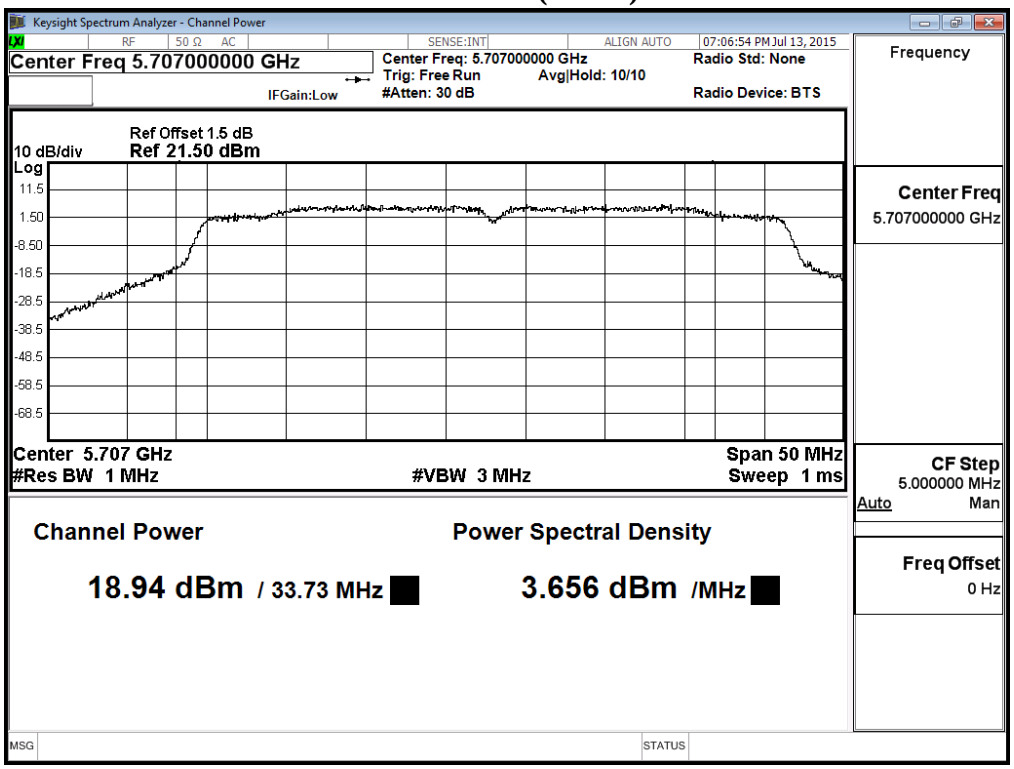

Channel 142 (Band4)

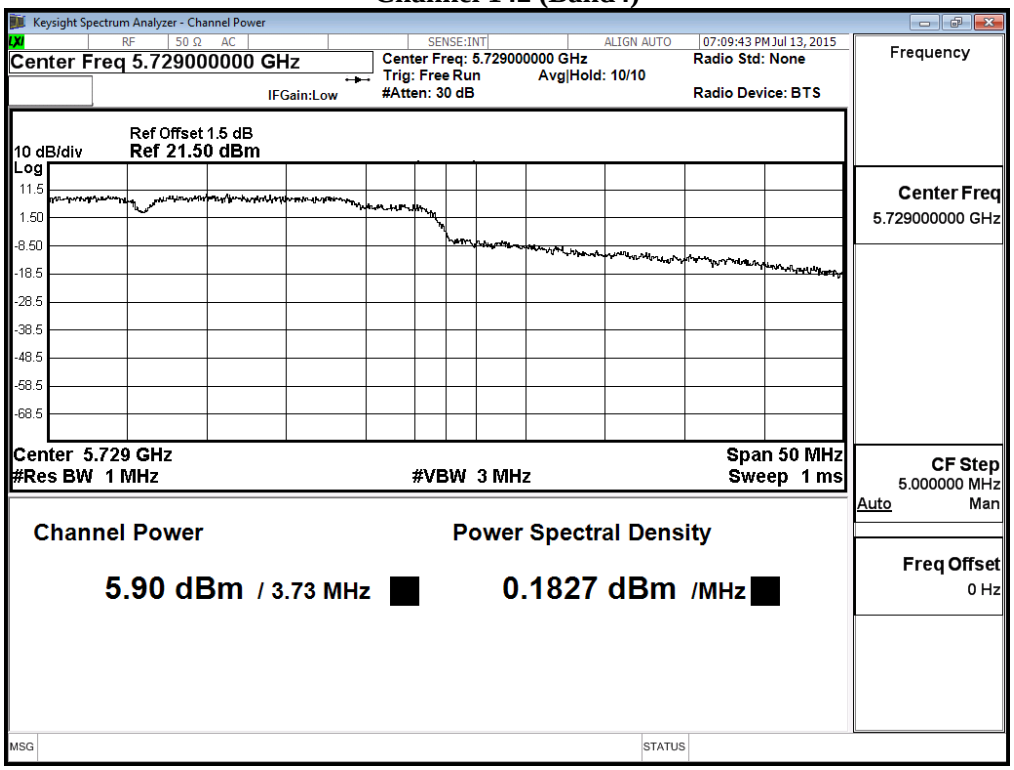

Product : Intel® Dual Band Wireless-AC 8260
Test Item : Maximum conducted output power
Test Site : No.3 OATS
Test Mode : Mode 1 SISO A: Transmit (802.11ac-80BW-32.5Mbps)

Cable loss=1dB		Maximum conducted output power										
Channel No	Frequency (MHz)	Data Rate (Mbps)										Required Limit
		VTH0	VTH1	VTH2	VTH3	VTH4	VTH5	VTH6	VTH7	VTH8	VTH9	
42	5210	16.31	15.99	15.63	15.40	15.17	14.93	14.70	14.46	14.23	13.99	<24dBm
58	5290	16.37	16.03	15.79	15.65	15.49	15.32	15.16	14.99	14.83	14.66	<24dBm
106	5530	15.44	15.28	15.02	14.85	14.65	14.46	14.26	14.07	13.87	13.68	<24dBm
122	5610	16.86	16.49	16.03	15.62	15.19	14.77	14.34	13.92	13.49	13.07	<24dBm
138(Band3)	5690	17.48	17.02	16.84	16.57	16.32	16.07	15.82	15.57	15.32	15.07	<24dBm
138(Band4)	5690	0.15	-0.22	-0.54	-0.86	-1.18	-1.50	-1.82	-2.14	-2.46	-2.78	<30dBm
155	5775	15.04	14.91	14.78	14.65	14.52	14.39	14.26	14.13	14	13.87	<30dBm

Note: Maximum conducted output power Value =Reading value on average power meter + cable loss

Maximum conducted output power Measurement

Channel No	Frequency Range (MHz)	99% Bandwidth (MHz)	Output Power (dBm)	Duty Factor (dB)	Total Output Power (dBm)	Output Power Limit	
						(dBm)	dBm+10log(BW)
42	5210	75.896	16.31	0.283	16.593	24	29.80
58	5290	75.293	16.37	0.283	16.653	24	29.77
106	5530	75.141	15.44	0.283	15.723	24	29.76
122	5610	75.900	16.86	0.283	17.143	24	29.80
138(Band3)	5690	72.862	17.48	0.283	17.763	24	29.63
138(Band4)	5690	2.862	0.15	0.283	0.433	30	21.57
155	5775	--	15.04	0.975	16.02	30	--

Note: Total Output Power Value = Output Power value + Duty Factor

Maximum conducted output power:

Channel 42

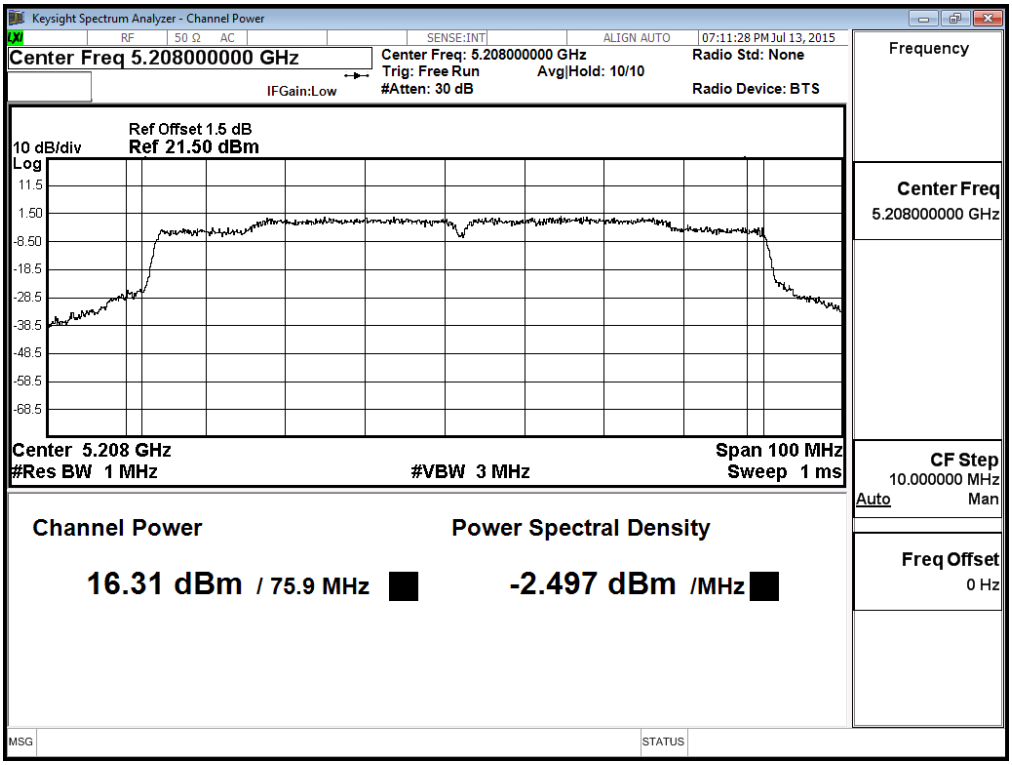

Maximum conducted output power:

Channel 58

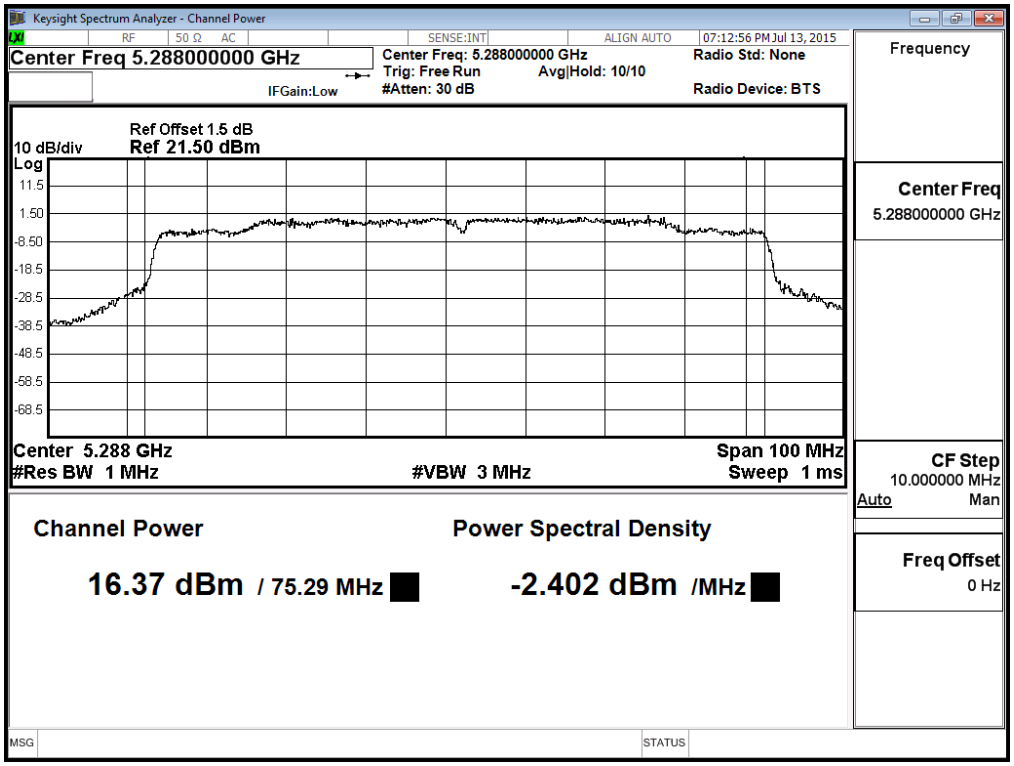

Maximum conducted output power:

Channel 106

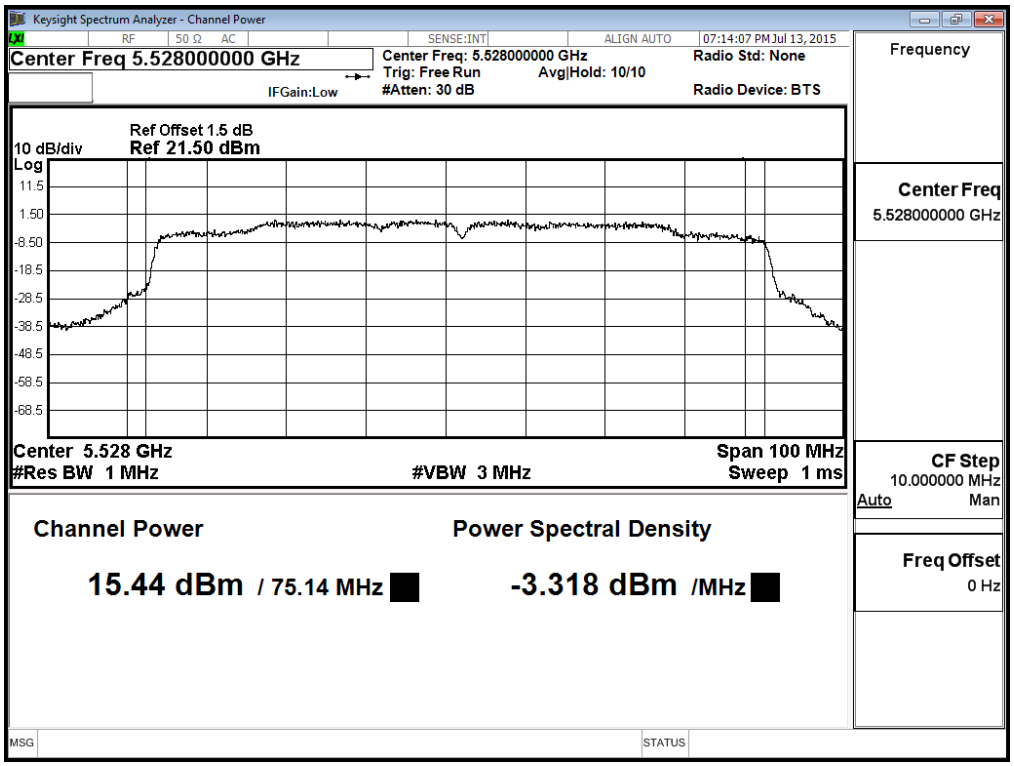

Maximum conducted output power:

Channel 122

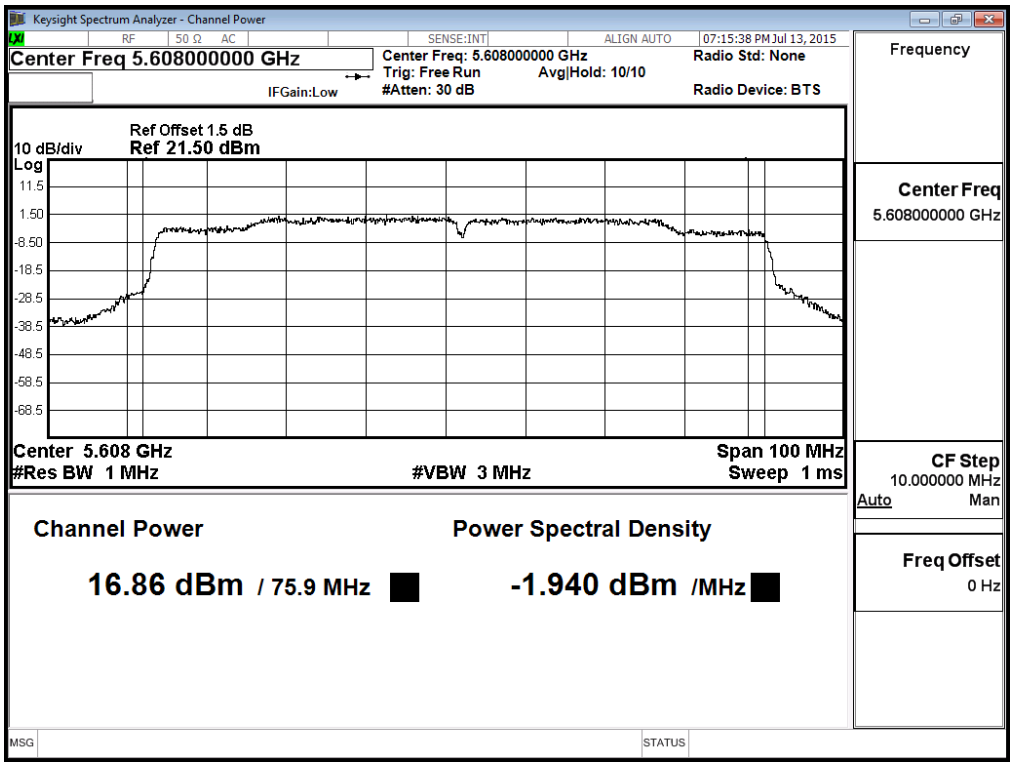

Maximum conducted output power:

Channel 138 (Band3)

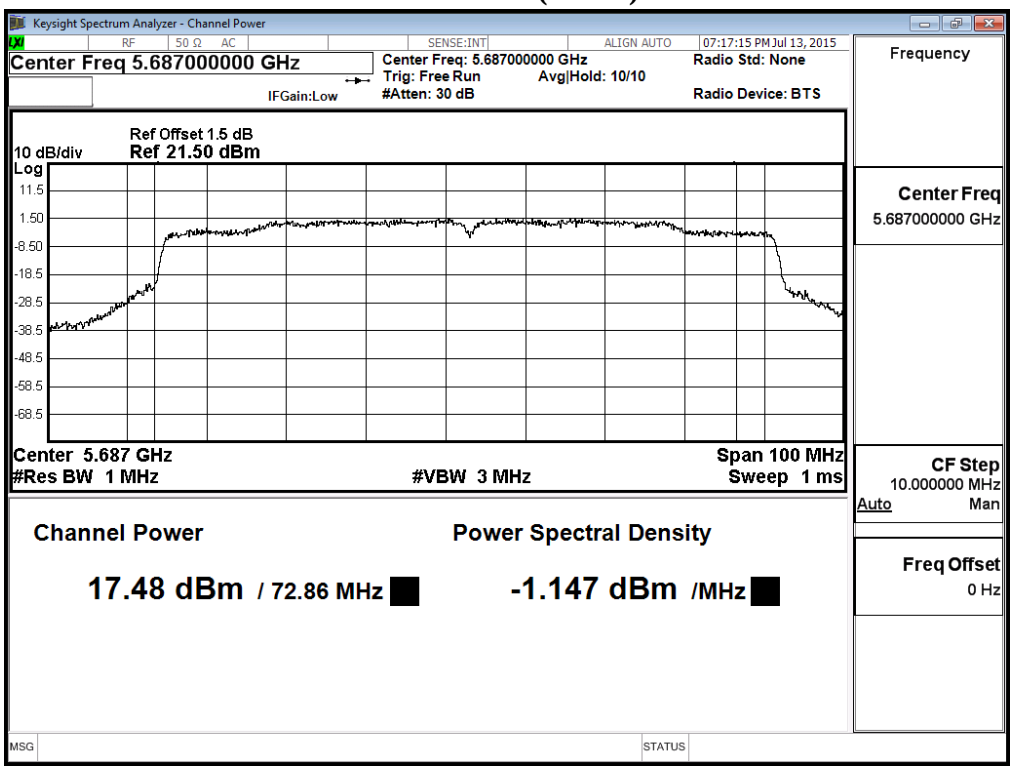

Maximum conducted output power:

Channel 138 (Band4)

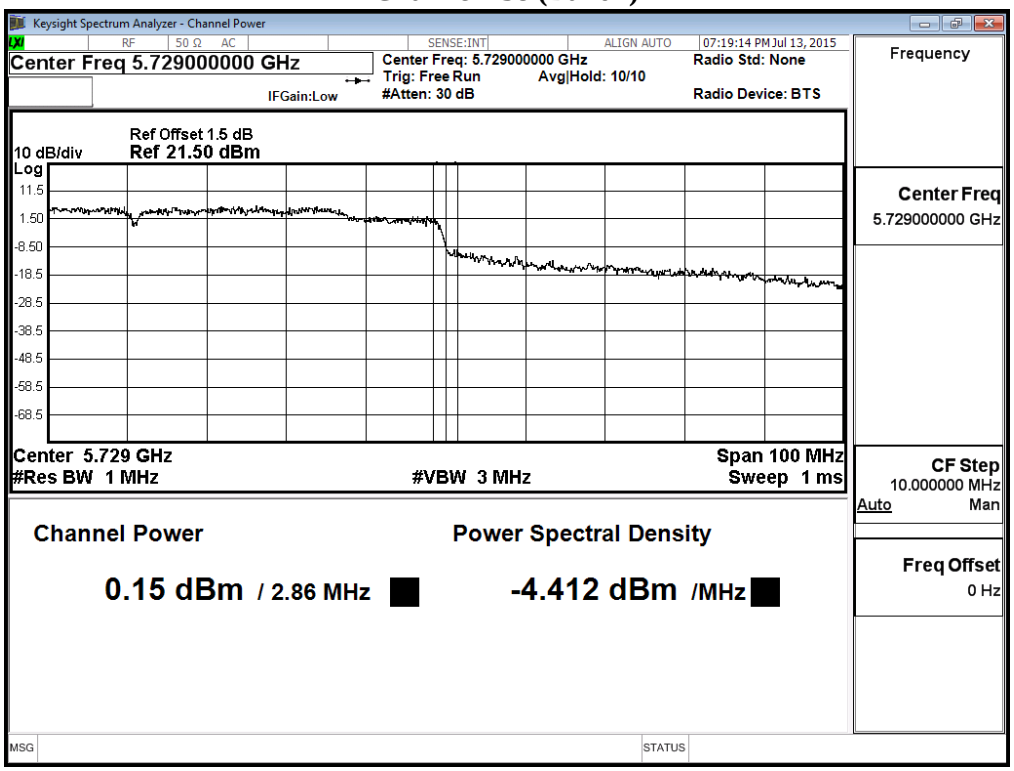

Maximum conducted output power:

Channel 155

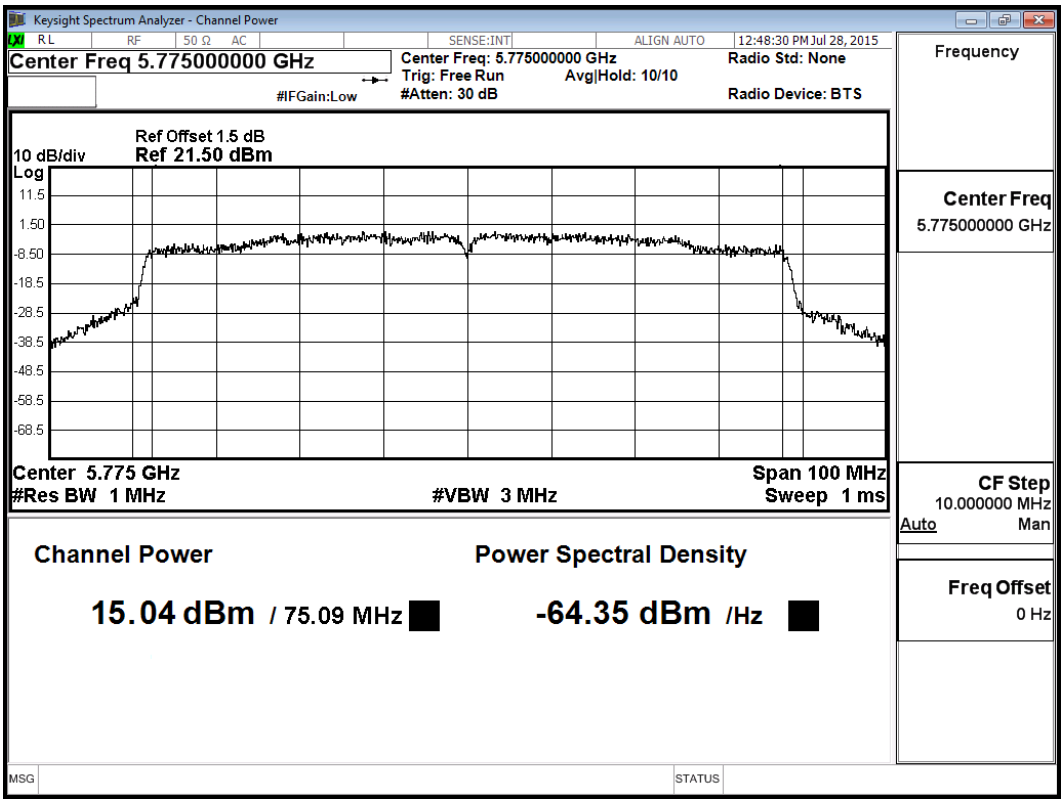

Product : Intel® Dual Band Wireless-AC 8260
Test Item : Maximum conducted output power
Test Site : No.3 OATS
Test Mode : Mode 2 SISO B: Transmit (802.11a-6Mbps)

Cable loss=1dB		Maximum conducted output power								
Channel No.	Frequency (MHz)	Data Rate (Mbps)								Required Limit
		6	9	12	18	24	36	48	54	
		Measurement Level (dBm)								
36	5180	18.91	--	--	--	--	--	--	--	<24dBm
44	5220	21.03	20.87	20.61	20.42	20.21	20.00	19.79	19.58	<24dBm
48	5240	21.1								<24dBm
52	5260	20.96	--	--	--	--	--	--	--	<24dBm
60	5300	21.11	20.96	20.74	20.57	20.38	20.20	20.01	19.83	<24dBm
64	5320	18.06	--	--	--	--	--	--	--	<24dBm
100	5500	17.19	--	--	--	--	--	--	--	<24dBm
116	5580	21.22	21.03	20.79	20.58	20.37	20.15	19.94	19.72	<24dBm
140	5700	21.09	--	--	--	--	--	--	--	<24dBm
149	5745	17.02	--	--	--	--	--	--	--	<30dBm
157	5785	20.53	20.41	20.29	20.17	20.05	19.93	19.81	19.69	<30dBm
165	5825	19.12	--	--	--	--	--	--	--	<30dBm

Note: Maximum conducted output power Value =Reading value on average power meter + cable loss

Maximum conducted output power Measurement:

Channel No	Frequency Range (MHz)	99% Bandwidth (MHz)	Output Power (dBm)	Duty Factor (dB)	Total Output Power (dBm)	Output Power Limit	
						(dBm)	dBm+10log(BW)
36	5180	--	18.91	0.079	18.989	24	--
44	5220	--	21.03	0.079	21.109	24	--
48	5240	--	21.1	0.079	21.179	24	--
52	5260	28.814	20.96	0.079	21.039	24	25.60
60	5300	29.588	21.11	0.079	21.189	24	25.71
64	5320	28.007	18.06	0.079	18.139	24	25.47
100	5500	17.561	17.19	0.079	17.269	24	23.45
116	5580	27.056	21.22	0.079	21.299	24	25.32
140	5700	17.368	21.09	0.079	21.169	24	23.40
149	5745	--	17.02	0.079	17.099	30	--
157	5785	--	20.53	0.079	20.609	30	--
165	5825	--	19.12	0.079	19.199	30	--

Note: Total Output Power Value = Output Power value + Duty Factor

Product : Intel® Dual Band Wireless-AC 8260
Test Item : Maximum conducted output power
Test Site : No.3 OATS
Test Mode : Mode 2 SISO B: Transmit (802.11n-20BW 7.2Mbps)

Cable loss=1dB		Maximum conducted output power								
Channel No.	Frequency (MHz)	Data Rate (Mbps)								Required Limit
		7.2	14.4	21.7	28.9	43.3	57.8	65	72.2	
		Measurement Level (dBm)								
36	5180	18.33	--	--	--	--	--	--	--	<24dBm
44	5220	21.16	21.01	20.88	20.74	20.60	20.46	20.32	20.18	<24dBm
48	5240	21.2	--	--	--	--	--	--	--	<24dBm
52	5260	21.21	--	--	--	--	--	--	--	<24dBm
60	5300	21.13	20.92	20.73	20.53	20.33	20.13	19.93	19.73	<24dBm
64	5320	17.44	--	--	--	--	--	--	--	<24dBm
100	5500	17.36	--	--	--	--	--	--	--	<24dBm
116	5580	21.13	20.91	20.63	20.39	20.14	19.89	19.64	19.39	<24dBm
140	5700	21.05	--	--	--	--	--	--	--	<24dBm
149	5745	16.57	--	--	--	--	--	--	--	<30dBm
157	5785	20.46	20.38	20.30	20.22	20.14	20.06	19.98	19.90	<30dBm
165	5825	20.13	--	--	--	--	--	--	--	<30dBm

Note: Maximum conducted output power Value =Reading value on average power meter + cable loss

Maximum conducted output power Measurement:

Channel No	Frequency Range (MHz)	99% Bandwidth (MHz)	Output Power (dBm)	Duty Factor (dB)	Total Output Power (dBm)	Output Power Limit	
						(dBm)	dBm+10log(BW)
36	5180	--	18.33	0.088	18.418	24	--
44	5220	--	21.16	0.088	21.248	24	--
48	5240	--	21.2	0.088	21.288	24	--
52	5260	30.608	21.21	0.088	21.298	24	25.86
60	5300	30.943	21.13	0.088	21.218	24	25.91
64	5320	19.670	17.44	0.088	17.528	24	23.94
100	5500	18.570	17.36	0.088	17.448	24	23.69
116	5580	28.378	21.13	0.088	21.218	24	25.53
140	5700	18.496	21.05	0.088	21.138	24	23.67
149	5745	--	16.57	0.088	16.658	30	--
157	5785	--	20.46	0.088	20.548	30	--
165	5825	--	20.13	0.088	20.218	30	--

Note: Total Output Power Value = Output Power value + Duty Factor

Product : Intel® Dual Band Wireless-AC 8260
Test Item : Maximum conducted output power
Test Site : No.3 OATS
Test Mode : Mode 2 SISO B: Transmit (802.11n-40BW 15Mbps)

Cable loss=1dB		Maximum conducted output power								
Channel No.	Frequency (MHz)	Data Rate (Mbps)								Required Limit
		15	30	45	60	90	120	135	150	
		Measurement Level (dBm)								
38	5190	17.10	16.96	16.49	16.24	15.94	15.63	15.33	15.02	<24dBm
46	5230	21.04	--	--	--	--	--	--	--	<24dBm
54	5270	21.06	20.87	20.42	20.14	19.82	19.50	19.18	18.86	<24dBm
62	5310	15.88	--	--	--	--	--	--	--	<24dBm
102	5510	16.57	--	--	--	--	--	--	--	<24dBm
110	5550	21.03	20.79	20.44	20.16	19.87	19.57	19.28	18.98	<24dBm
134	5670	21.08	--	--	--	--	--	--	--	<24dBm
151	5755	15.41	15.34	15.27	15.2	15.13	15.06	14.99	14.92	<30dBm
159	5795	17.86	--	--	--	--	--	--	--	<30dBm

Note: Maximum conducted output power Value =Reading value on average power meter + cable loss

Maximum conducted output power Measurement:

Channel No	Frequency Range (MHz)	99% Bandwidth (MHz)	Output Power (dBm)	Duty Factor (dB)	Total Output Power (dBm)	Output Power Limit	
						(dBm)	dBm+10log(BW)
38	5190	--	17.1	0.15	17.250	24	--
46	5230	--	21.04	0.15	21.190	24	--
54	5270	40.820	21.06	0.15	21.210	24	27.11
62	5310	36.434	15.88	0.15	16.030	24	26.62
102	5510	36.485	16.57	0.15	16.720	24	26.62
110	5550	52.426	21.03	0.15	21.180	24	28.20
134	5670	37.206	21.08	0.15	21.230	24	26.71
151	5755	--	15.41	0.15	15.560	30	--
159	5795	--	17.86	0.15	18.010	30	--

Note: Total Output Power Value = Output Power value + Duty Factor

Product : Intel® Dual Band Wireless-AC 8260
Test Item : Maximum conducted output power
Test Site : No.3 OATS
Test Mode : Mode 2 SISO B: Transmit (802.11ac-20BW-7.2Mbps)

Cable loss=1dB		Maximum conducted output power									
Channel No.	Frequency (MHz)	Data Rate (Mbps)									Required Limit
		VTH0	VTH1	VTH2	VTH3	VTH4	VTH5	VTH6	VTH7	VTH8	
		Measurement Level (dBm)									
144 (Band3)	5720	17.93	17.42	17.10	16.83	16.55	16.27	15.99	15.71	15.43	<24dBm
144 (Band4)	5720	10.40	10.12	9.87	9.59	9.32	9.05	8.78	8.51	8.24	<30dBm

Note: Maximum conducted output power Value =Reading value on average power meter + cable loss

Maximum conducted output power Measurement:

Channel No	Frequency Range (MHz)	99% Bandwidth (MHz)	Output Power (dBm)	Duty Factor (dB)	Total Output Power (dBm)	Output Power Limit	
						(dBm)	dBm+10log(BW)
144(Band3)	5720	14.582	17.93	0.110	18.040	24	22.64
144(Band4)	5720	4.582	10.40	0.110	10.510	30	17.61

Note: Total Output Power Value = Output Power value + Duty Factor

Maximum conducted output power:

Channel 144 (Band3)

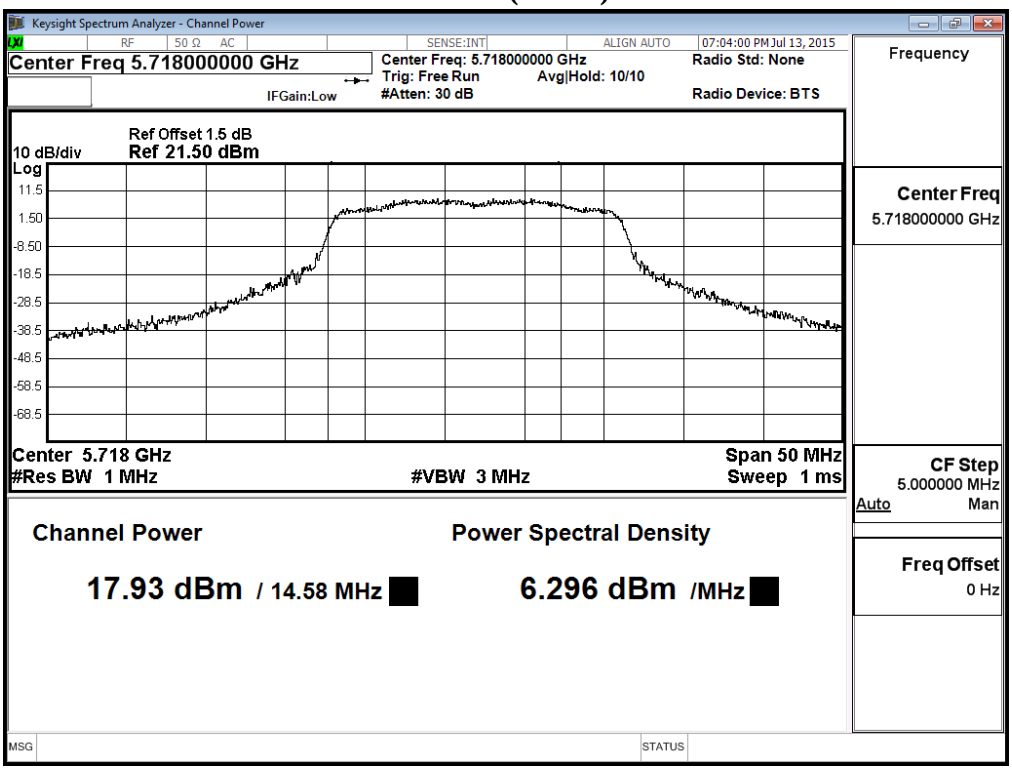

Channel 144 (Band4)

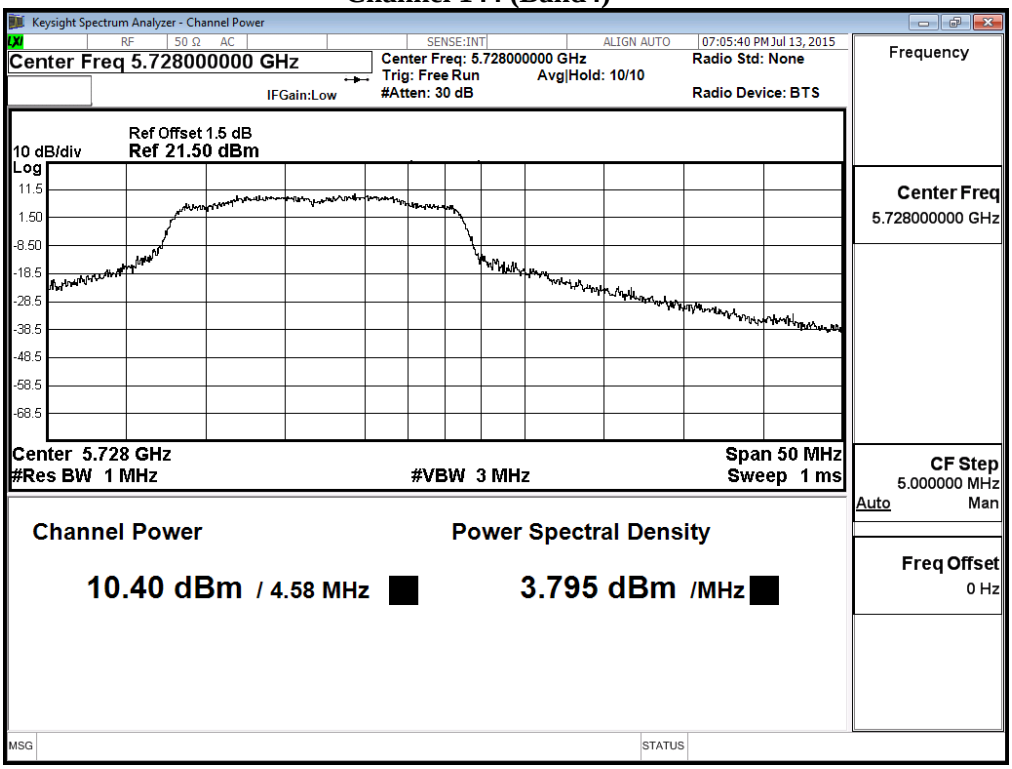

Product : Intel® Dual Band Wireless-AC 8260
Test Item : Maximum conducted output power
Test Site : No.3 OATS
Test Mode : Mode 2 SISO B: Transmit (802.11ac-40BW-15Mbps)

Cable loss=1dB		Maximum conducted output power										
Channel No	Frequency (MHz)	Data Rate (Mbps)										Required Limit
		VTH0	VTH1	VTH2	VTH3	VTH4	VTH5	VTH6	VTH7	VTH8	VTH9	
142(Band3)	5710	18.08	17.91	17.69	17.50	17.31	17.11	16.92	16.72	16.53	16.33	<24dBm
142(Band4)	5710	5.29	5.14	4.88	4.68	4.47	4.25	4.04	3.82	3.61	3.39	<30dBm

Note: Maximum conducted output power Value =Reading value on average power meter + cable loss

Maximum conducted output power Measurement:

Channel No	Frequency Range (MHz)	99% Bandwidth (MHz)	Output Power (dBm)	Duty Factor (dB)	Total Output Power (dBm)	Output Power Limit	
						(dBm)	dBm+10log(BW)
142(Band3)	5710	33.336	18.08	0.315	18.395	24	26.23
142(Band4)	5710	3.336	5.29	0.315	5.605	30	16.23

Note: Total Output Power Value = Output Power value + Duty Factor

Maximum conducted output power:

Channel 142 (Band3)

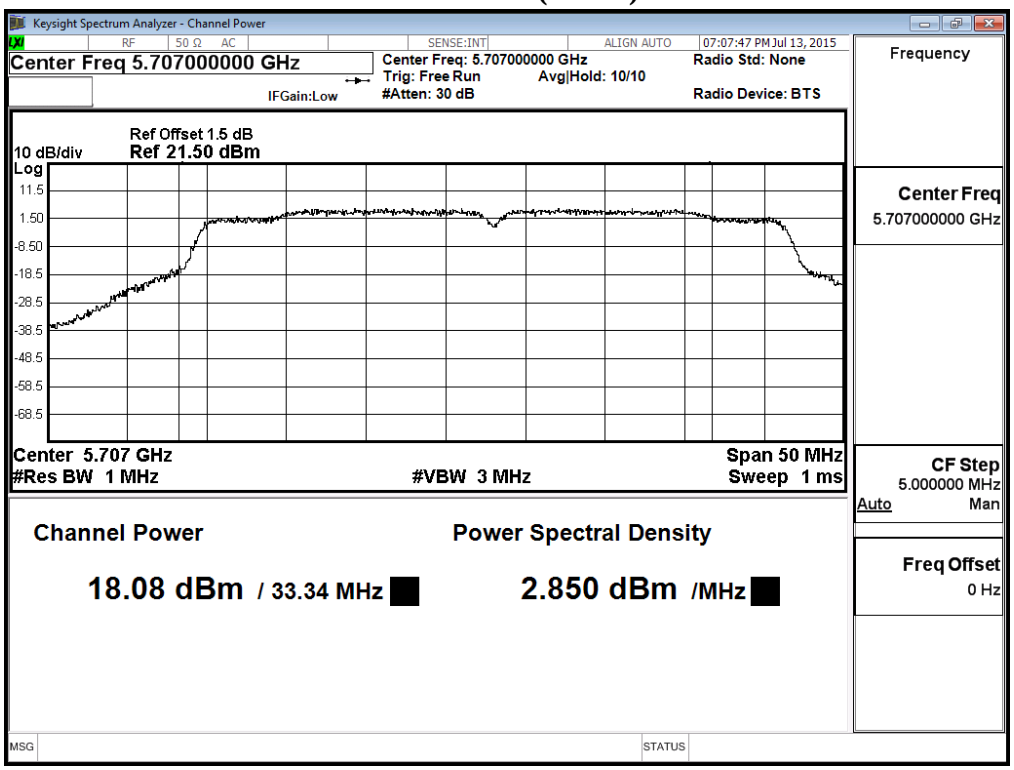

Channel 142 (Band4)

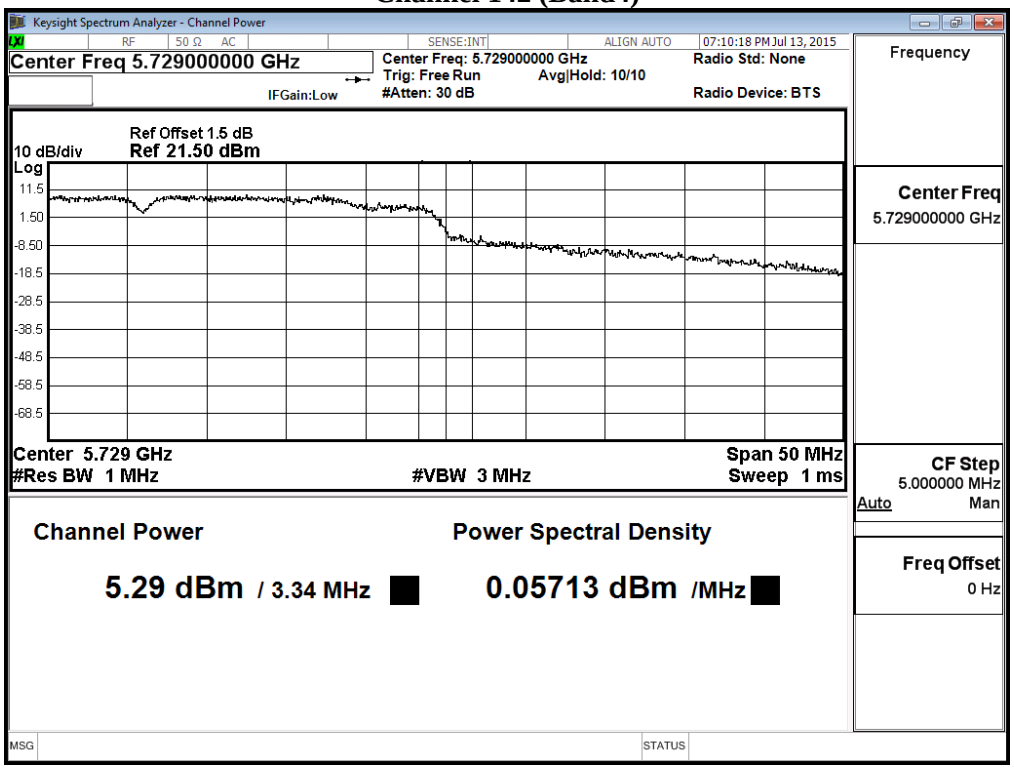

Product : Intel® Dual Band Wireless-AC 8260
Test Item : Maximum conducted output power
Test Site : No.3 OATS
Test Mode : Mode 2 SISO B: Transmit (802.11ac-80BW-32.5Mbps)

Cable loss=1dB		Maximum conducted output power										
Channel No	Frequency (MHz)	Data Rate (Mbps)										Required Limit
		VTH0	VTH1	VTH2	VTH3	VTH4	VTH5	VTH6	VTH7	VTH8	VTH9	
42	5210	16.55	16.11	15.78	15.42	15.06	14.71	14.35	14.00	13.64	13.29	<24dBm
58	5290	15.86	15.48	15.09	14.77	14.44	14.10	13.77	13.43	13.10	12.76	<24dBm
106	5530	14.93	14.59	14.22	13.94	13.67	13.39	13.12	12.84	12.57	12.29	<24dBm
122	5610	16.10	15.81	15.49	15.24	14.98	14.71	14.45	14.18	13.92	13.65	<24dBm
138(Band3)	5690	17.26	17.02	16.86	16.61	16.39	16.16	15.94	15.71	15.49	15.26	<24dBm
138(Band4)	5690	0.01	-0.22	-0.61	-0.89	-1.20	-1.51	-1.82	-2.13	-2.44	-2.75	<30dBm
155	5775	13.92	13.87	13.82	13.77	13.72	13.67	13.62	13.57	13.52	13.47	<30dBm

Note: Maximum conducted output power Value =Reading value on average power meter + cable loss

Maximum conducted output power Measurement

Channel No	Frequency Range (MHz)	99% Bandwidth (MHz)	Output Power (dBm)	Duty Factor (dB)	Total Output Power (dBm)	Output Power Limit	
						(dBm)	dBm+10log(BW)
42	5210	75.357	16.55	0.283	16.833	24	29.77
58	5290	75.272	15.86	0.283	16.143	24	29.77
106	5530	75.249	14.93	0.283	15.213	24	29.77
122	5610	75.121	16.10	0.283	16.383	24	29.76
138(Band3)	5690	72.709	17.26	0.283	17.543	24	29.62
138(Band4)	5690	2.709	0.01	0.283	0.293	30	21.33
155	5775	--	13.92	0.975	14.90	30	--

Note: Total Output Power Value = Output Power value + Duty Factor

Maximum conducted output power:

Channel 42

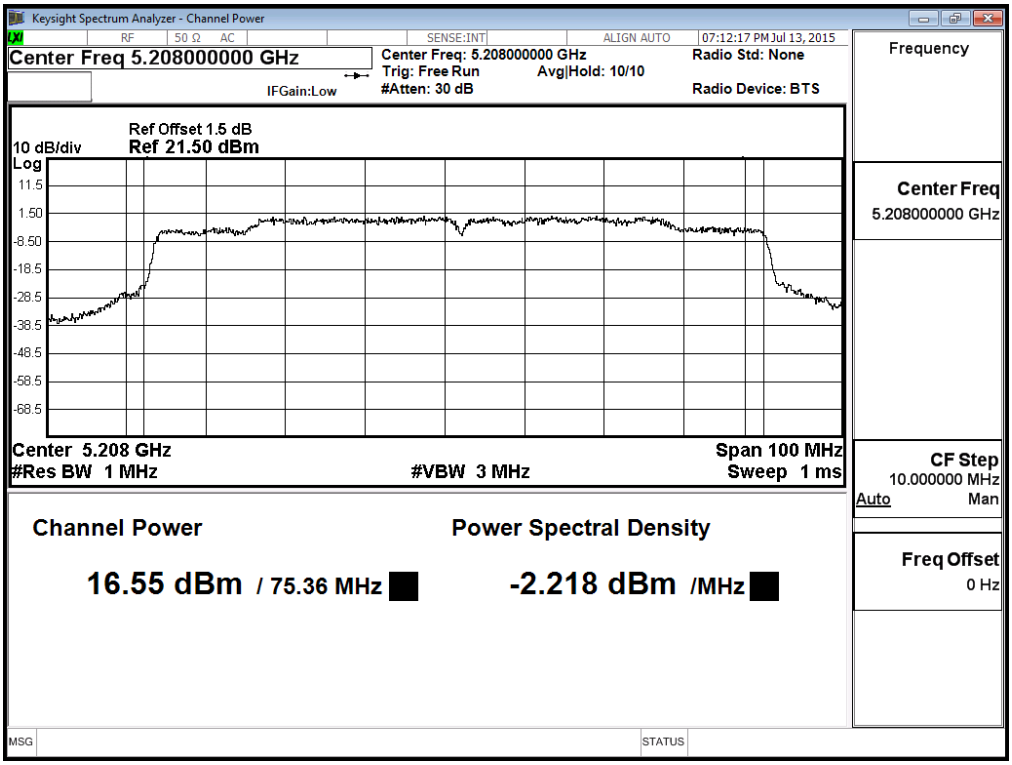

Maximum conducted output power:

Channel 58

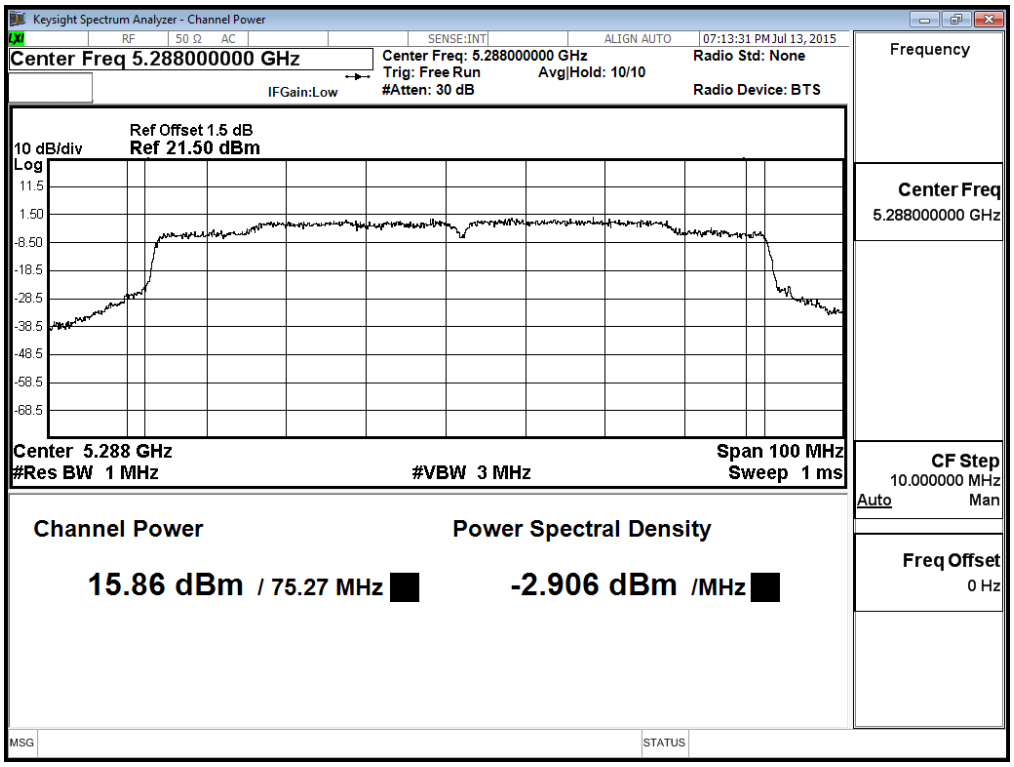

Maximum conducted output power:

Channel 106

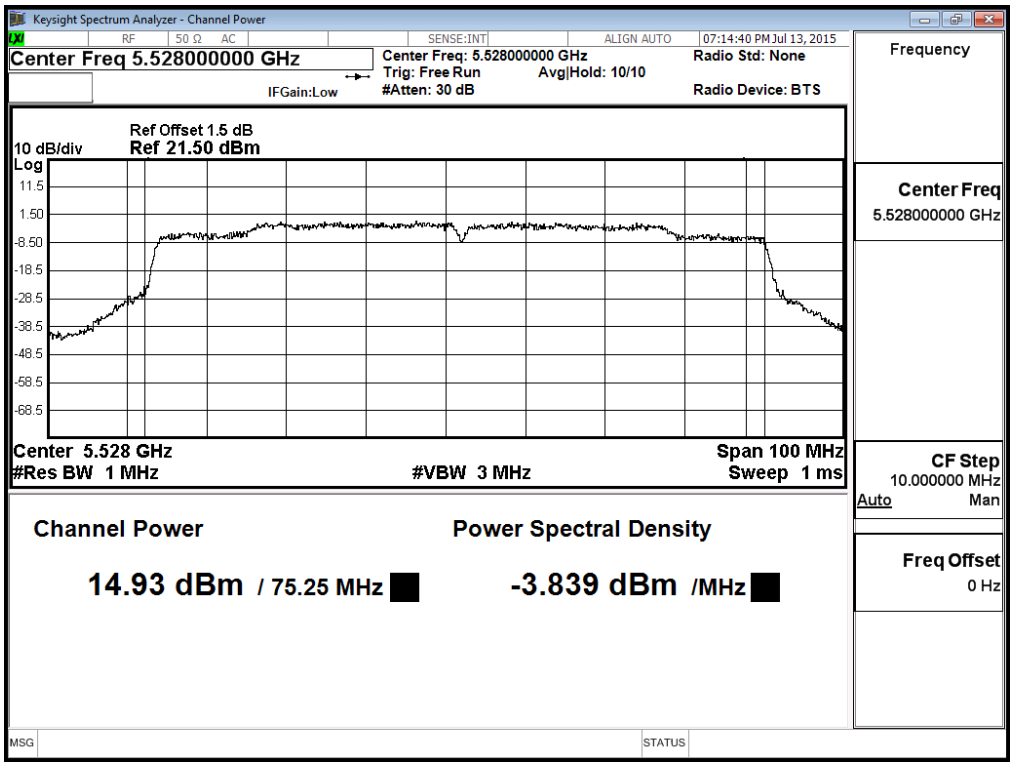

Maximum conducted output power:

Channel 122

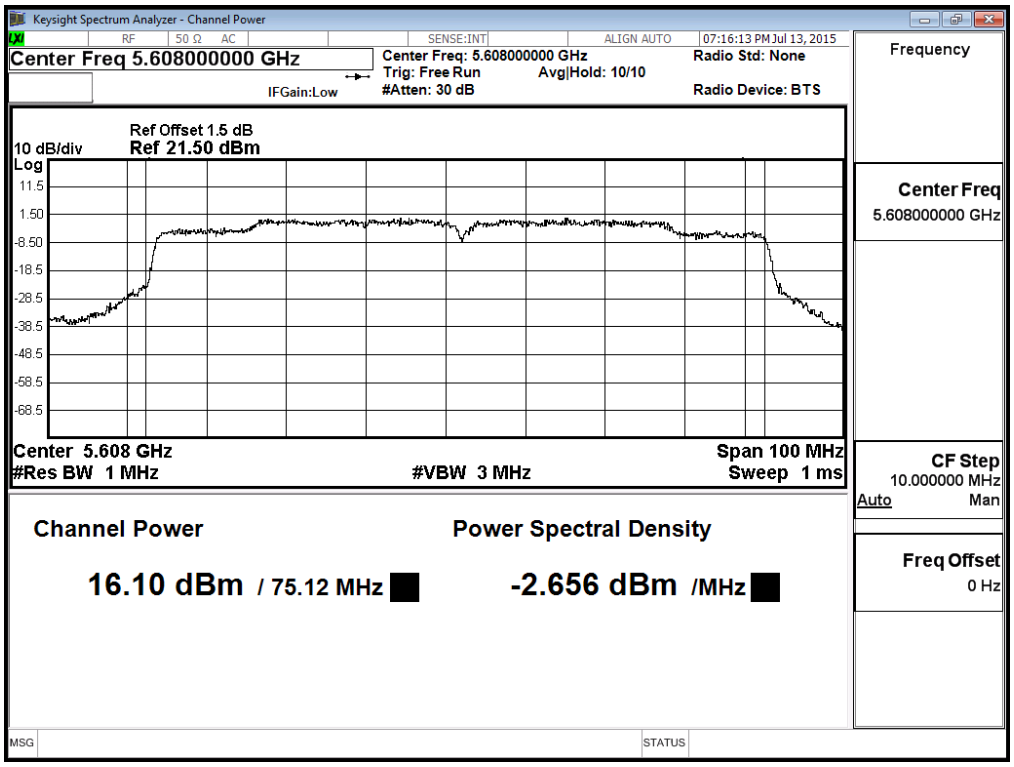

Maximum conducted output power:

Channel 138 (Band3)

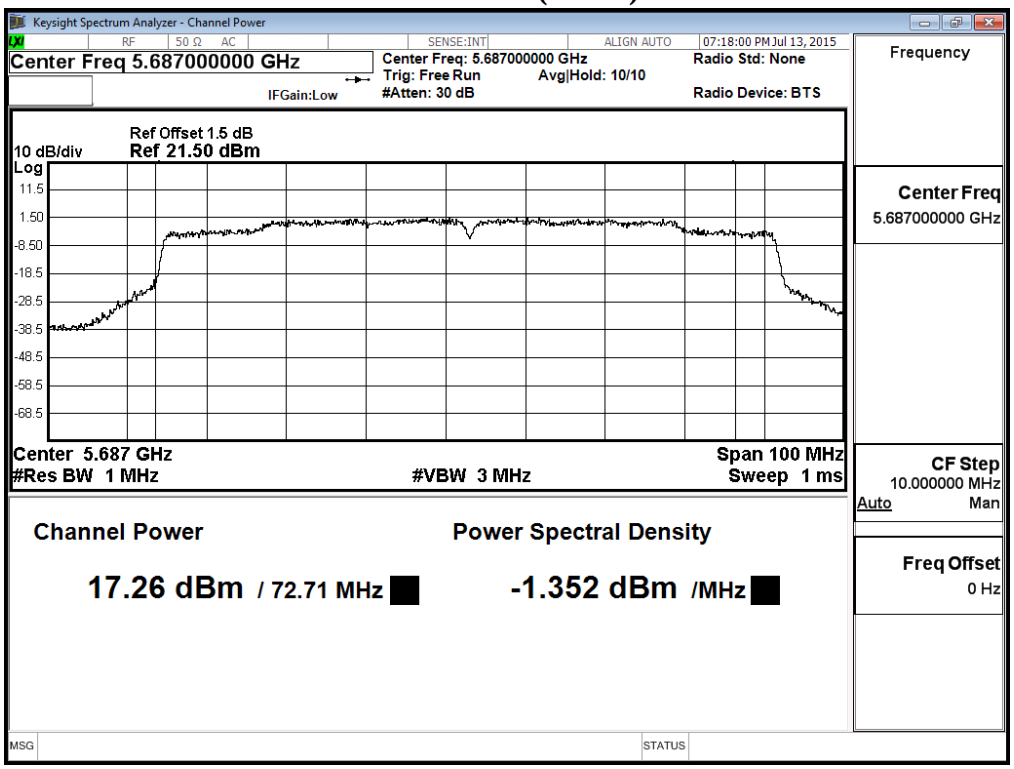

Maximum conducted output power:

Channel 138 (Band4)

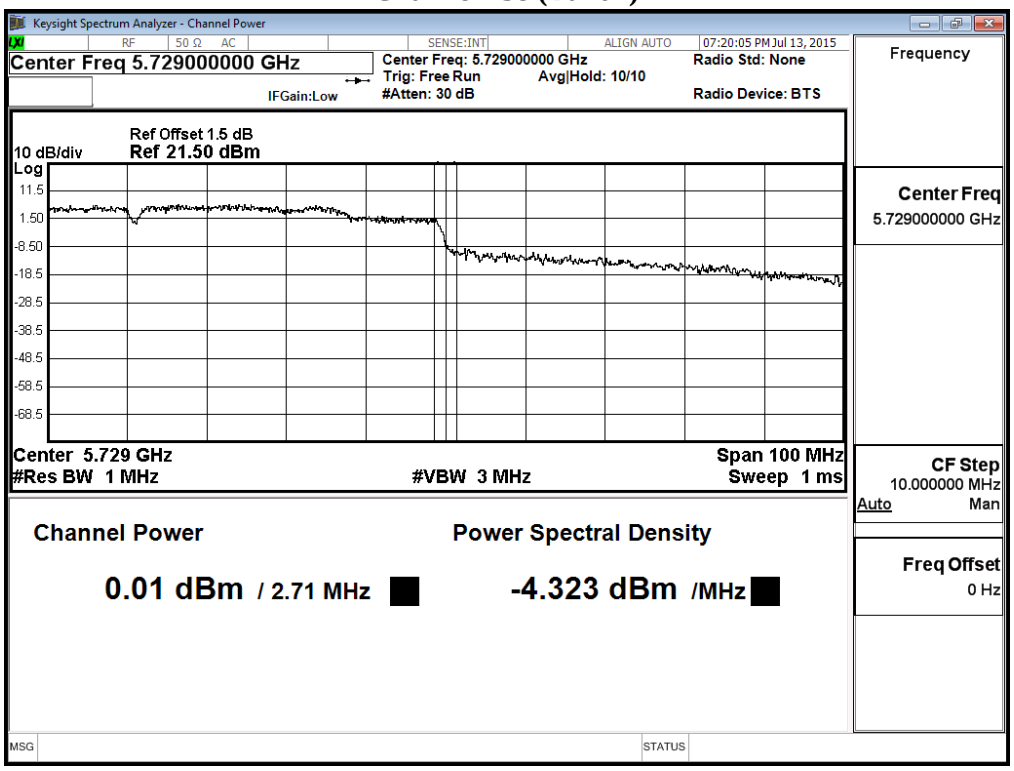

Maximum conducted output power:

Channel 155

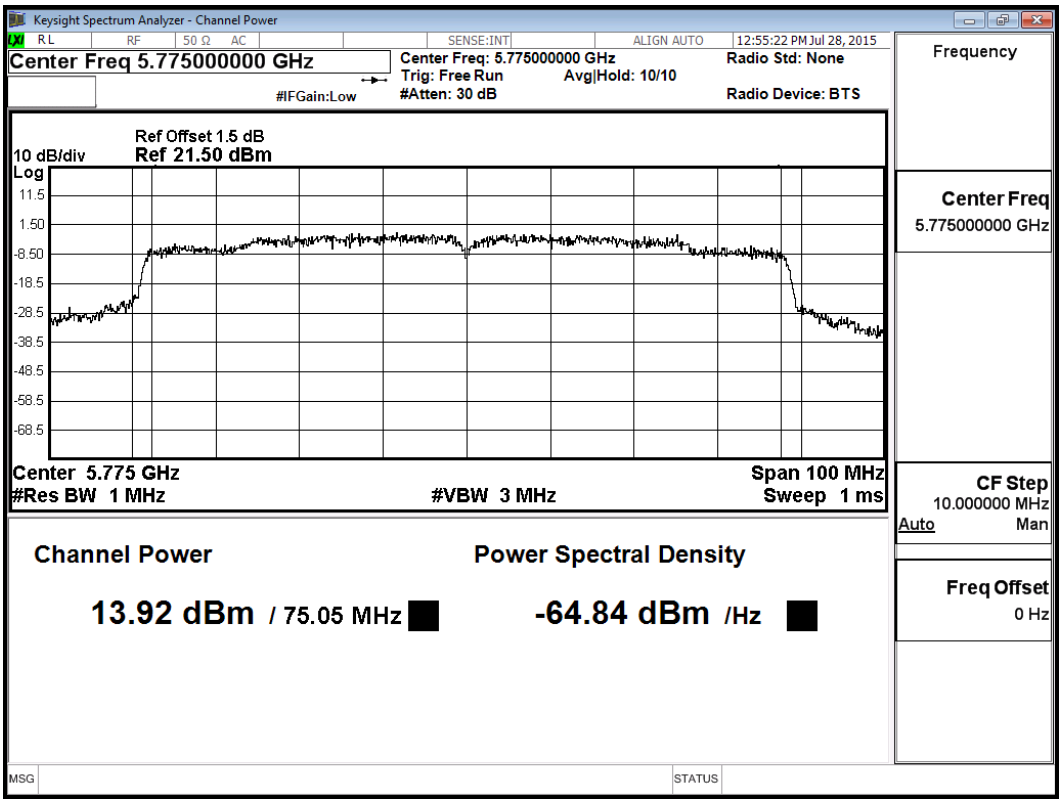

Product : Intel® Dual Band Wireless-AC 8260
Test Item : Maximum conducted output power
Test Site : No.3 OATS
Test Mode : Mode 3 MIMO: Transmit (802.11n-20BW 14.4Mbps)

CHAIN A

Cable loss=1dB		Maximum conducted output power								
Channel No.	Frequency (MHz)	Data Rate (Mbps)								Required Limit
		14.4	28.9	43.3	57.8	86.7	115.6	130	144.4	
		Measurement Level (dBm)								
36	5180	17.91	--	--	--	--	--	--	--	<24dBm
44	5220	17.99	17.79	17.44	17.19	16.92	16.64	16.37	16.09	<24dBm
48	5240	17.79	--	--	--	--	--	--	--	<24dBm
52	5260	17.96	--	--	--	--	--	--	--	<24dBm
60	5300	18.31	18.09	17.76	17.50	17.23	16.95	16.68	16.40	<24dBm
64	5320	16.88	--	--	--	--	--	--	--	<24dBm
100	5500	17.09	--	--	--	--	--	--	--	<24dBm
116	5580	18.29	17.97	17.69	17.38	17.08	16.78	16.48	16.18	<24dBm
140	5700	18.41	--	--	--	--	--	--	--	<24dBm
149	5745	16.05	--	--	--	--	--	--	--	<30dBm
157	5785	18.06	17.94	17.82	17.70	17.58	17.46	17.34	17.22	<30dBm
165	5825	19.25	--	--	--	--	--	--	--	<30dBm

Note: Maximum conducted output power Value =Reading value on average power meter + cable loss

CHAIN B

Cable loss=1dB		Maximum conducted output power								
Channel No.	Frequency (MHz)	Data Rate (Mbps)								Required Limit
		14.4	28.9	43.3	57.8	86.7	115.6	130	144.4	
		Measurement Level (dBm)								
36	5180	18.23	--	--	--	--	--	--	--	<24dBm
44	5220	17.69	17.51	17.37	17.20	17.04	16.88	16.72	16.56	<24dBm
48	5240	17.79	--	--	--	--	--	--	--	<24dBm
52	5260	17.61	--	--	--	--	--	--	--	<24dBm
60	5300	17.67	17.49	17.29	17.10	16.91	16.72	16.53	16.34	<24dBm
64	5320	17.14	--	--	--	--	--	--	--	<24dBm
100	5500	17.01	--	--	--	--	--	--	--	<24dBm
116	5580	17.53	17.39	17.11	16.92	16.71	16.50	16.29	16.08	<24dBm
140	5700	17.41	--	--	--	--	--	--	--	<24dBm
149	5745	16.35	--	--	--	--	--	--	--	<30dBm
157	5785	17.97	17.91	17.85	17.79	17.73	17.67	17.61	17.55	<30dBm
165	5825	19.42	--	--	--	--	--	--	--	<30dBm

Note: Maximum conducted output power Value =Reading value on average power meter + cable loss

Maximum conducted output power Measurement:

(CHAIN A+ B)

Channel No	Frequency Range (MHz)	99% Bandwidth (MHz)	Chain A Power (dBm)	Chain B Power (dBm)	Duty Factor (dB)	Total Power (dBm)	Output Power Limit	
							(dBm)	dBm+10log(BW)
36	5180	--	17.91	18.23	0.088	21.171	24	--
44	5220	--	17.99	17.69	0.088	20.941	24	--
48	5240	--	17.79	17.79	0.088	20.888	24	--
52	5260	19.142	17.96	17.61	0.088	20.887	24	23.82
60	5300	19.949	18.31	17.67	0.088	21.100	24	24.00
64	5320	18.564	16.88	17.14	0.088	20.110	24	23.69
100	5500	18.567	17.09	17.01	0.088	20.148	24	23.69
116	5580	18.785	18.29	17.53	0.088	21.025	24	23.74
140	5700	17.373	18.41	17.41	0.088	21.037	24	23.40
149	5745	--	16.05	16.35	0.088	19.300	30	--
157	5785	--	18.06	17.97	0.088	21.110	30	--
165	5825	--	19.25	19.42	0.088	22.430	30	--

Note:

1. Total Output Power (dBm) = 10LOG (Chain A Power (mW) + Chain B Power (mW)) + Duty Factor.
2. 99% Bandwidth is the bandwidth of chain A or chain B whichever is less bandwidth, output power limitation is more stringent.

Product : Intel® Dual Band Wireless-AC 8260
Test Item : Maximum conducted output power
Test Site : No.3 OATS
Test Mode : Mode 3 MIMO: Transmit (802.11n-40BW 30Mbps)

CHAIN A

Cable loss=1dB		Maximum conducted output power								
Channel No.	Frequency (MHz)	Data Rate (Mbps)								Required Limit
		30	60	90	120	180	240	270	300	
		Measurement Level (dBm)								
38	5190	15.42	--	--	--	--	--	--	--	<24dBm
46	5230	17.94	17.78	17.59	17.42	17.25	17.07	16.90	16.72	<24dBm
54	5270	18.03	--	--	--	--	--	--	--	<24dBm
62	5310	14.49	14.11	13.87	13.54	13.23	12.92	12.61	12.30	<24dBm
102	5510	16.01	--	--	--	--	--	--	--	<24dBm
110	5550	18.41	18.06	17.79	17.47	17.16	16.85	16.54	16.23	<24dBm
134	5670	18.22	--	--	--	--	--	--	--	<24dBm
151	5775	14.48	--	--	--	--	--	--	--	<30dBm
159	5795	17.40	17.32	17.24	17.16	17.08	17.00	16.92	16.84	<30dBm

Note: Maximum conducted output power Value =Reading value on average power meter + cable loss

CHAIN B

Cable loss=1dB		Maximum conducted output power								
Channel No.	Frequency (MHz)	Data Rate (Mbps)								Required Limit
		30	60	90	120	180	240	270	300	
		Measurement Level (dBm)								
38	5190	15.49	--	--	--	--	--	--	--	<24dBm
46	5230	17.74	17.48	17.39	17.19	17.01	16.84	16.66	16.49	<24dBm
54	5270	17.66	--	--	--	--	--	--	--	<24dBm
62	5310	14.42	14.22	13.97	13.75	13.53	13.30	13.08	12.85	<24dBm
102	5510	15.89	--	--	--	--	--	--	--	<24dBm
110	5550	17.87	17.69	17.44	17.24	17.02	16.81	16.59	16.38	<24dBm
134	5670	17.59	--	--	--	--	--	--	--	<24dBm
151	5775	14.78	--	--	--	--	--	--	--	<30dBm
159	5795	17.32	17.24	17.16	17.08	17.03	16.92	16.84	16.76	<30dBm

Note: Maximum conducted output power Value =Reading value on average power meter + cable loss

Maximum conducted output power Measurement:

(CHAIN A+ B)

Channel No	Frequency Range (MHz)	99% Bandwidth (MHz)	Chain A Power (dBm)	Chain B Power (dBm)	Duty Factor (dB)	Total Power (dBm)	Output Power Limit	
							(dBm)	dBm+10log(BW)
38	5190	--	15.42	15.49	0.150	18.615	24	--
46	5230	--	17.94	17.74	0.150	21.001	24	--
54	5270	36.544	18.03	17.66	0.150	21.009	24	26.63
62	5310	36.356	14.49	14.42	0.150	17.615	24	26.61
102	5510	36.412	16.01	15.89	0.150	19.111	24	26.61
110	5550	36.495	18.41	17.87	0.150	21.309	24	26.62
134	5670	36.427	18.22	17.59	0.150	21.077	24	26.61
151	5755	--	14.48	14.78	0.150	17.640	30	--
159	5795	--	17.40	17.32	0.150	20.370	30	--

Note:

1. Total Output Power (dBm) = 10LOG (Chain A Power (mW) + Chain B Power (mW)) + Duty Factor.
2. 99% Bandwidth is the bandwidth of chain A or chain B whichever is less bandwidth, output power limitation is more stringent.

Product : Intel® Dual Band Wireless-AC 8260
Test Item : Maximum conducted output power
Test Site : No.3 OATS
Test Mode : Mode 3 MIMO: Transmit (802.11ac-20BW-14.4Mbps)

Chain A

Cable loss=1dB		Maximum conducted output power									
Channel No.	Frequency (MHz)	Data Rate (Mbps)									Required Limit
		VTH0	VTH1	VTH2	VTH3	VTH4	VTH5	VTH6	VTH7	VTH8	
		Measurement Level (dBm)									
144 (Band3)	5720	18.01	17.74	17.49	17.27	17.05	16.82	16.60	16.37	16.15	<24dBm
144 (Band4)	5720	10.40	10.19	9.78	9.48	9.15	8.82	8.49	8.16	7.83	<30dBm

Note: Maximum conducted output power Value =Reading value on average power meter + cable loss

Chain B

Cable loss=1dB		Maximum conducted output power									
Channel No.	Frequency (MHz)	Data Rate (Mbps)									Required Limit
		VTH0	VTH1	VTH2	VTH3	VTH4	VTH5	VTH6	VTH7	VTH8	
		Measurement Level (dBm)									
144 (Band3)	5720	17.43	17.14	16.91	16.67	16.43	16.19	15.95	15.71	15.47	<24dBm
144 (Band4)	5720	10.05	9.87	9.44	9.14	8.81	8.48	8.15	7.82	7.49	<30dBm

Note: Maximum conducted output power Value =Reading value on average power meter + cable loss

Maximum conducted output power Measurement:

(CHAIN A+ B)

Channel No	Frequency Range (MHz)	99% Bandwidth (MHz)	Chain A Power (dBm)	Chain B Power (dBm)	Duty Factor (dB)	Total Power (dBm)	Output Power Limit	
							(dBm)	dBm+10log(BW)
144(Band3)	5720	14.530	18.01	17.43	0.110	20.850	24	22.62
144(Band4)	5720	4.530	10.40	10.05	0.110	13.349	30	17.56

Note:
1. Total Output Power (dBm) = 10LOG (Chain A Power (mW) + Chain B Power (mW)) + Duty Factor.
2. 99% Bandwidth is the bandwidth of chain A or chain B whichever is less bandwidth, output power limitation is more stringent.

Maximum conducted output power:

Channel 144 (Band3) – Chain A

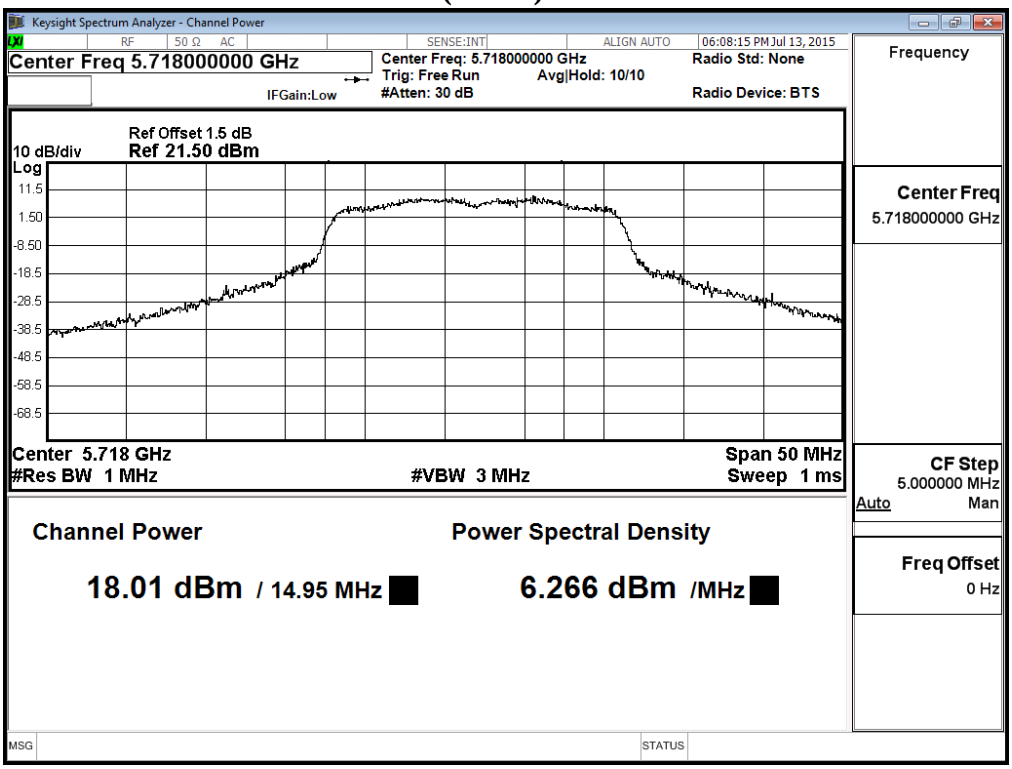

Channel 144 (Band4) – Chain A

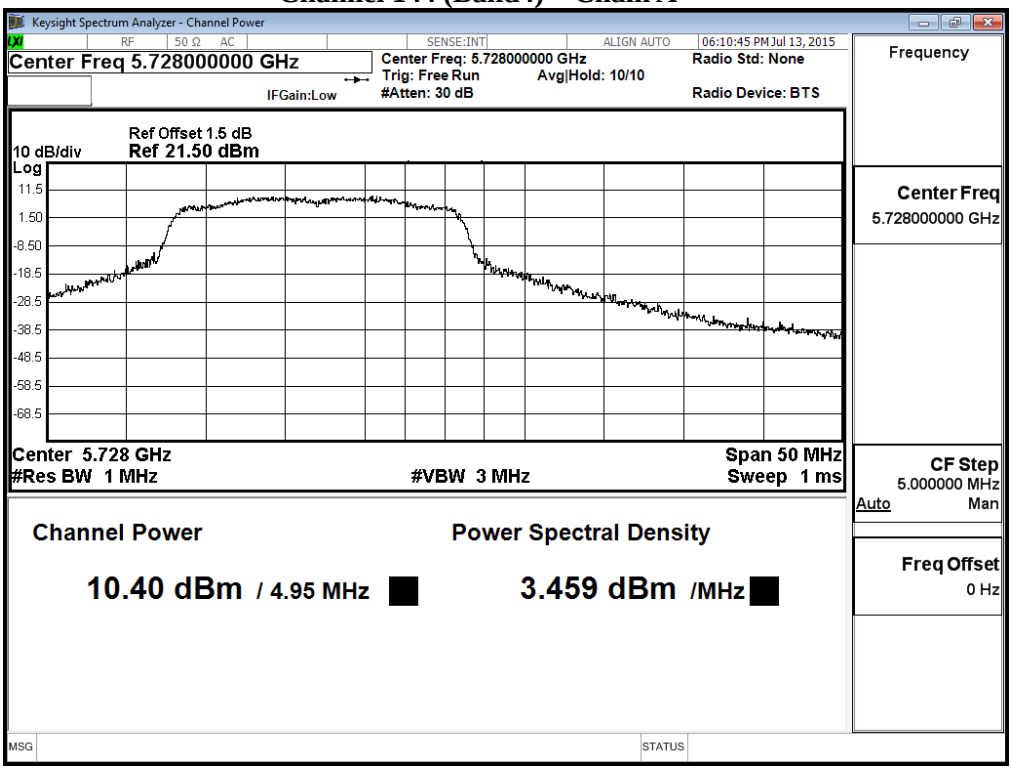

Maximum conducted output power:

Channel 144 (Band3) – Chain B

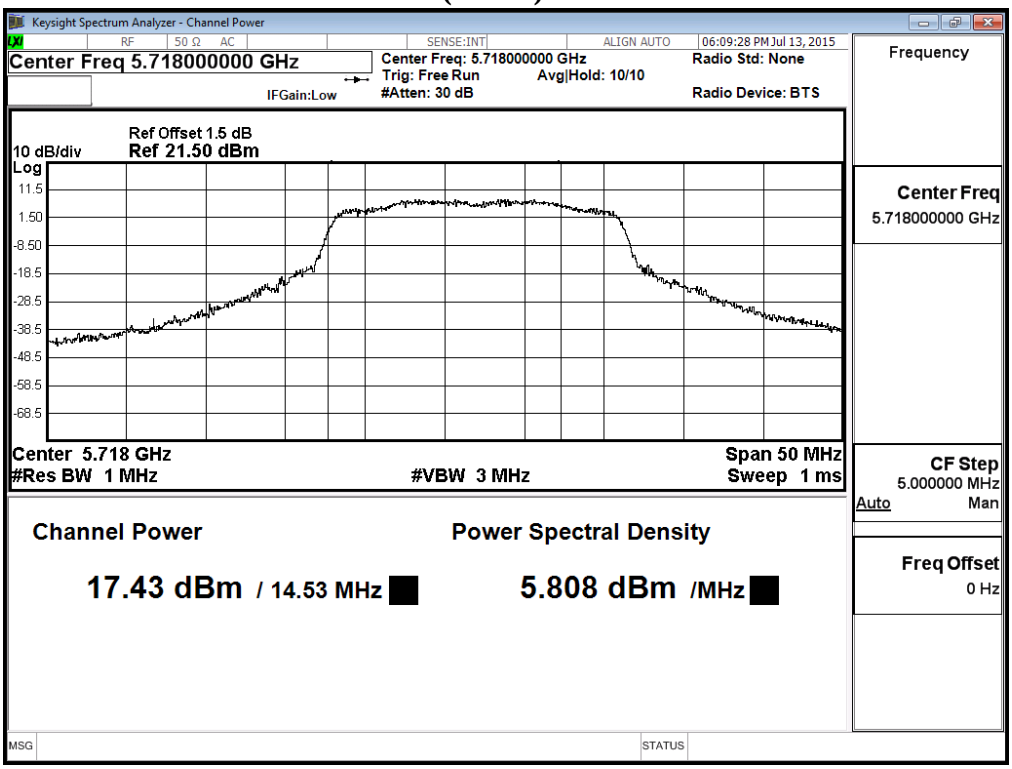

Channel 144 (Band4) – Chain B

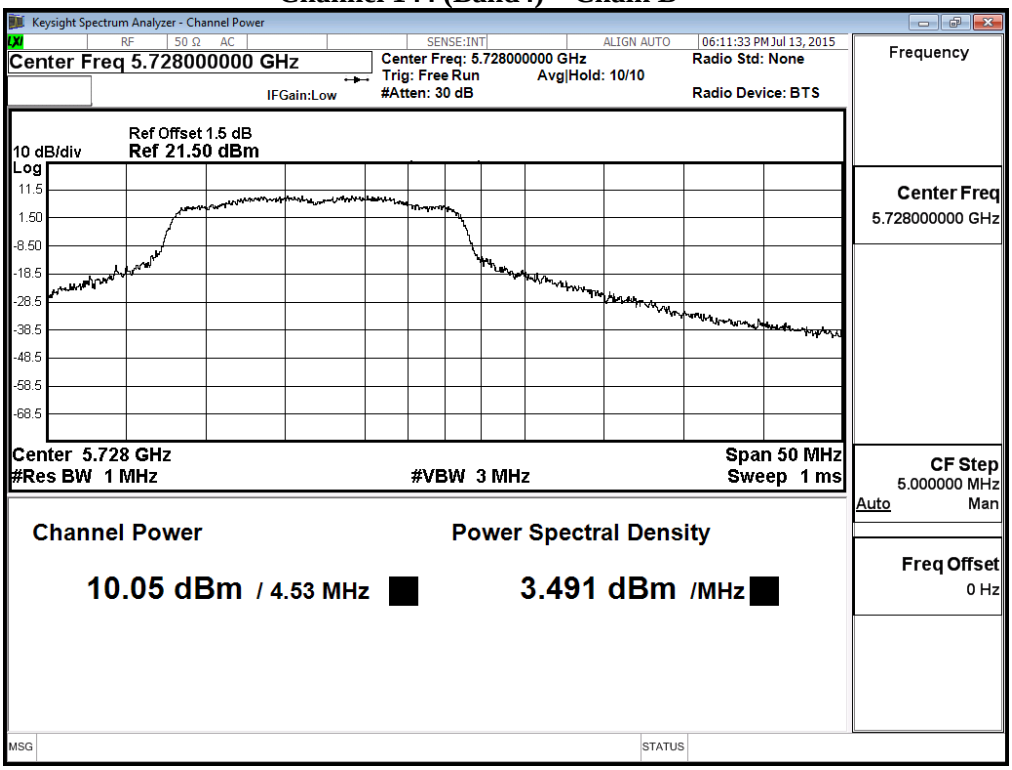

Product : Intel® Dual Band Wireless-AC 8260
Test Item : Maximum conducted output power
Test Site : No.3 OATS
Test Mode : Mode 3 MIMO: Transmit (802.11ac-40BW-30Mbps)

Chain A

Cable loss=1dB		Maximum conducted output power										
Channel No	Frequency (MHz)	Data Rate (Mbps)										Required Limit
		VTH0	VTH1	VTH2	VTH3	VTH4	VTH5	VTH6	VTH7	VTH8	VTH9	
142(Band3)	5710	18.26	17.82	17.59	17.33	17.08	16.83	16.58	16.33	16.08	15.83	<24dBm
142(Band4)	5710	5.70	5.49	5.24	5.04	4.83	4.62	4.41	4.20	3.99	3.78	<30dBm

Note: Maximum conducted output power Value =Reading value on average power meter + cable loss

Chain B

Cable loss=1dB		Maximum conducted output power										
Channel No	Frequency (MHz)	Data Rate (Mbps)										Required Limit
		VTH0	VTH1	VTH2	VTH3	VTH4	VTH5	VTH6	VTH7	VTH8	VTH9	
142(Band3)	5710	17.60	17.50	17.29	17.09	16.89	16.69	16.49	16.29	16.09	15.89	<24dBm
142(Band4)	5710	4.83	4.78	4.44	4.19	3.91	3.64	3.36	3.09	2.81	2.54	<30dBm

Note: Maximum conducted output power Value =Reading value on average power meter + cable loss

Maximum conducted output power Measurement:

(CHAIN A+ B)

Channel No	Frequency Range (MHz)	99% Bandwidth (MHz)	Chain A Power (dBm)	Chain B Power (dBm)	Duty Factor (dB)	Total Power (dBm)	Output Power Limit	
							(dBm)	dBm+10log(BW)
142(Band3)	5710	33.256	18.26	17.60	0.315	21.268	24	26.22
142(Band4)	5710	3.256	5.70	4.83	0.315	8.612	30	16.13

Note:
1. Total Output Power (dBm) = 10LOG (Chain A Power (mW) + Chain B Power (mW)) + Duty Factor.
2. 99% Bandwidth is the bandwidth of chain A or chain B whichever is less bandwidth, output power limitation is more stringent.

Maximum conducted output power:

Channel 142 (Band3) – Chain A

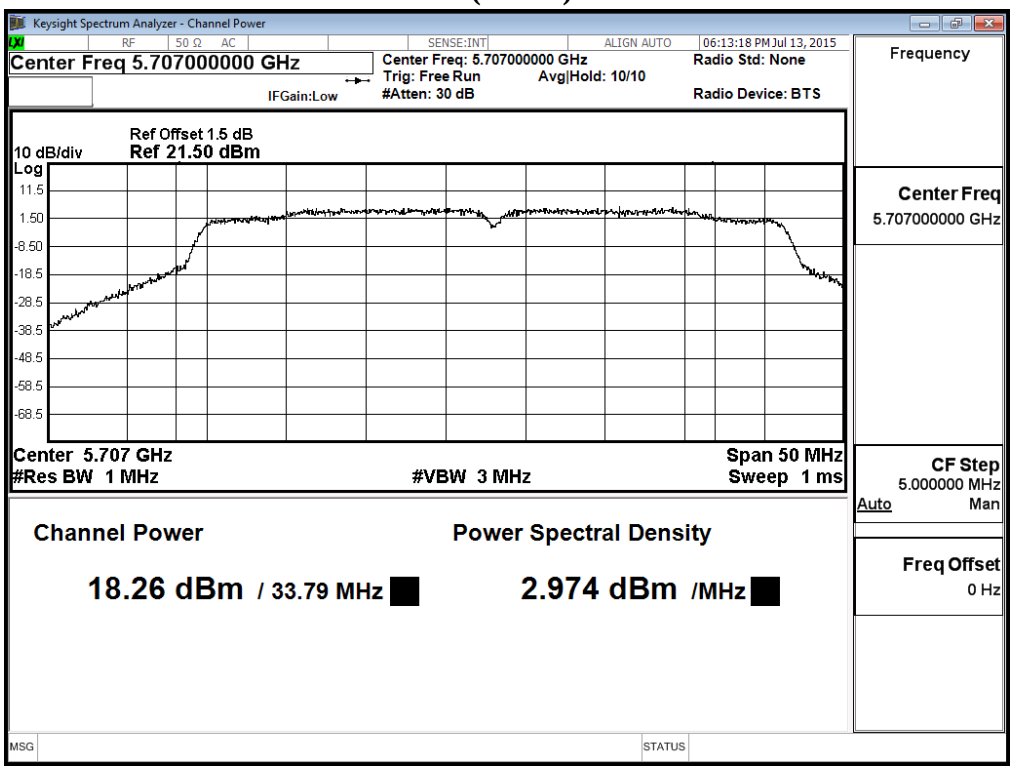

Channel 142 (Band4) – Chain A

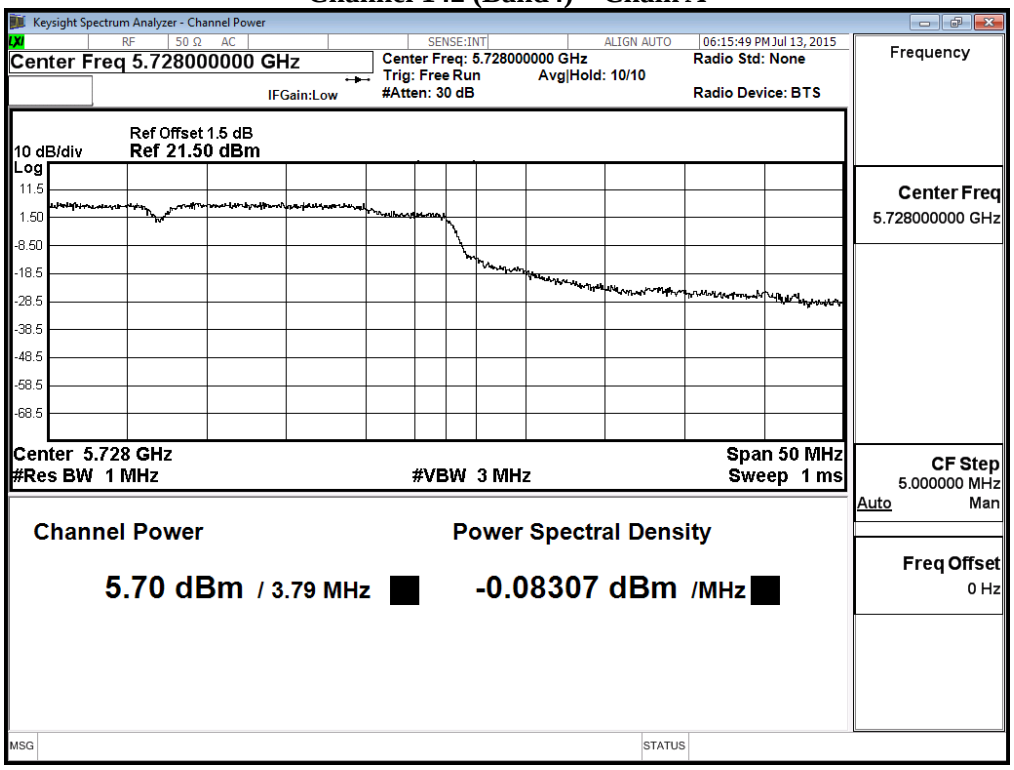

Maximum conducted output power:

Channel 142 (Band3) – Chain B

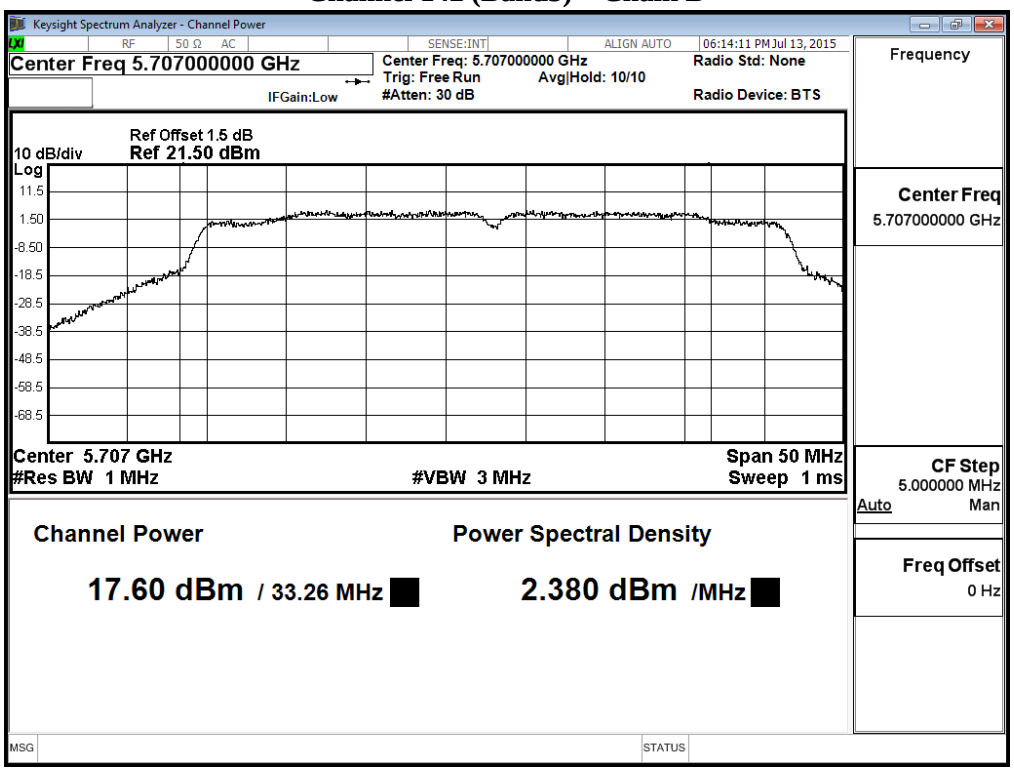

Channel 142 (Band4) – Chain B

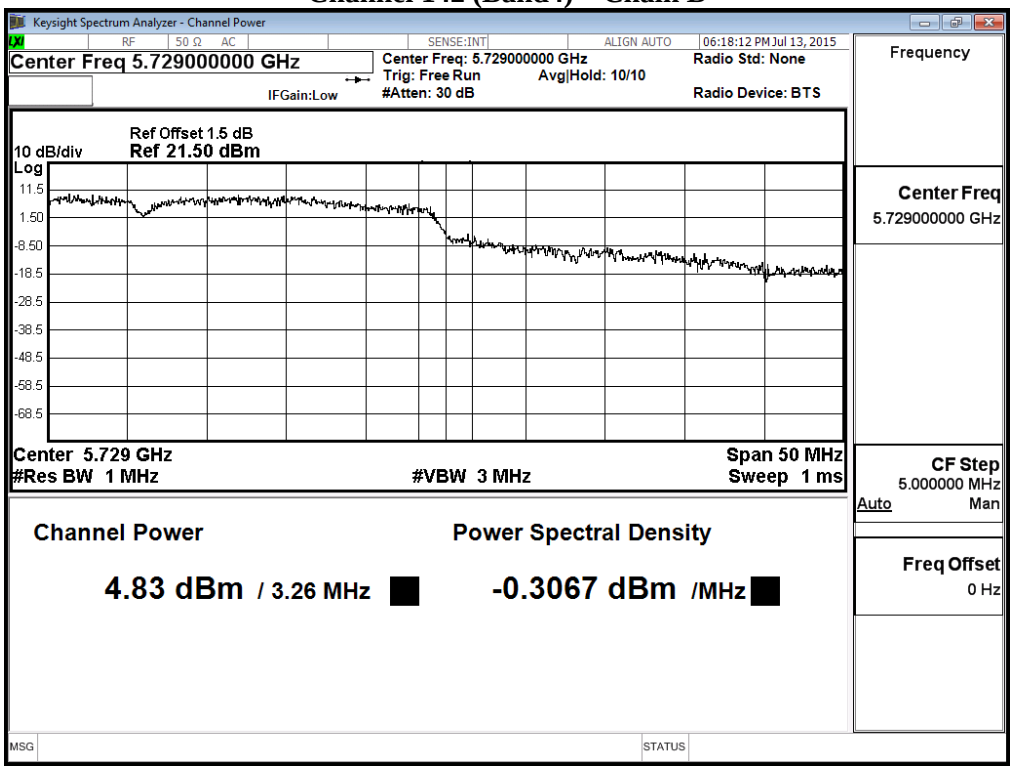

Product : Intel® Dual Band Wireless-AC 8260
Test Item : Maximum conducted output power
Test Site : No.3 OATS
Test Mode : Mode 3 MIMO: Transmit (802.11ac-80BW-65Mbps)

Chain A

Cable loss=1dB		Maximum conducted output power										
Channel No	Frequency (MHz)	Data Rate (Mbps)										Required Limit
		VTH0	VTH1	VTH2	VTH3	VTH4	VTH5	VTH6	VTH7	VTH8	VTH9	
42	5210	12.85	12.74	12.51	12.27	12.04	11.80	11.57	11.33	11.10	10.86	<24dBm
58	5290	13.07	12.89	12.66	12.50	12.32	12.14	11.96	11.78	11.60	11.42	<24dBm
106	5530	12.83	12.74	12.59	12.45	12.31	12.17	12.03	11.89	11.75	11.61	<24dBm
122	5610	18.54	18.19	17.84	17.58	17.29	17.01	16.72	16.44	16.15	15.87	<24dBm
138(Band3)	5690	17.54	17.19	16.89	16.62	16.35	16.07	15.80	15.52	15.25	14.97	<24dBm
138(Band4)	5690	0.19	0.03	-0.49	-0.83	-1.22	-1.60	-1.99	-2.37	-2.76	-3.14	<30dBm
155	5775	13.74	13.68	13.62	13.56	13.50	13.44	13.38	13.32	13.26	13.20	<30dBm

Note: Maximum conducted output power Value =Reading value on average power meter + cable loss

Chain B

Cable loss=1dB		Maximum conducted output power										
Channel No	Frequency (MHz)	Data Rate (Mbps)										Required Limit
		VTH0	VTH1	VTH2	VTH3	VTH4	VTH5	VTH6	VTH7	VTH8	VTH9	
42	5210	13.27	12.89	12.46	12.18	11.86	11.54	11.22	10.90	10.58	10.26	<24dBm
58	5290	13.22	12.85	12.41	12.10	11.78	11.45	11.13	10.80	10.48	10.15	<24dBm
106	5530	13.17	12.79	12.49	12.22	11.95	11.67	11.40	11.12	10.85	10.57	<24dBm
122	5610	18.66	18.31	18.02	17.84	17.63	17.42	17.21	17.00	16.79	16.58	<24dBm
138(Band3)	5690	17.23	16.91	16.67	16.42	16.18	15.93	15.69	15.44	15.20	14.95	<24dBm
138(Band4)	5690	0.34	0.03	-0.34	-0.69	-1.05	-1.40	-1.76	-2.11	-2.47	-2.82	<30dBm
155	5775	14.12	14.06	14.00	13.94	13.88	13.82	13.76	13.70	13.64	13.58	<30dBm

Note: Maximum conducted output power Value =Reading value on average power meter + cable loss

Maximum conducted output power Measurement

(CHAIN A+ B)

Channel No	Frequency Range (MHz)	99% Bandwidth (MHz)	Chain A Power (dBm)	Chain B Power (dBm)	Duty Factor (dB)	Total Power (dBm)	Output Power Limit	
							(dBm)	dBm+10log(BW)
42	5210	75.108	12.85	13.27	0.283	16.358	24	29.76
58	5290	74.248	13.07	13.22	0.283	16.439	24	29.71
106	5530	74.967	12.83	13.17	0.283	16.297	24	29.75
122	5610	75.437	18.54	18.66	0.283	21.894	24	29.78
138(Band3)	5690	72.832	17.54	17.23	0.283	20.681	24	29.62
138(Band4)	5690	2.832	0.19	0.34	0.283	3.559	30	21.52
155	5775	--	13.74	14.12	0.975	17.92	30	--

Note:

1. Total Output Power (dBm) = 10LOG (Chain A Power (mW) + Chain B Power (mW)) + Duty Factor.
2. 99% Bandwidth is the bandwidth of chain A or chain B whichever is less bandwidth, output power limitation is more stringent.

Maximum conducted output power:

Channel 42 – Chain A

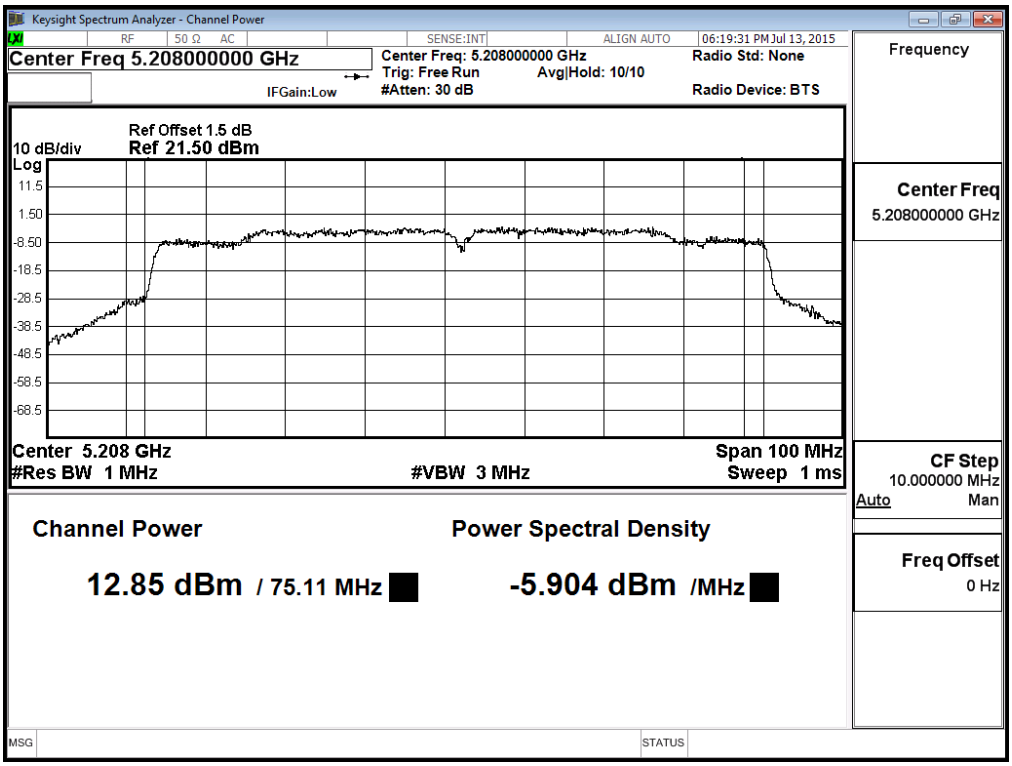

Maximum conducted output power:

Channel 58 – Chain A

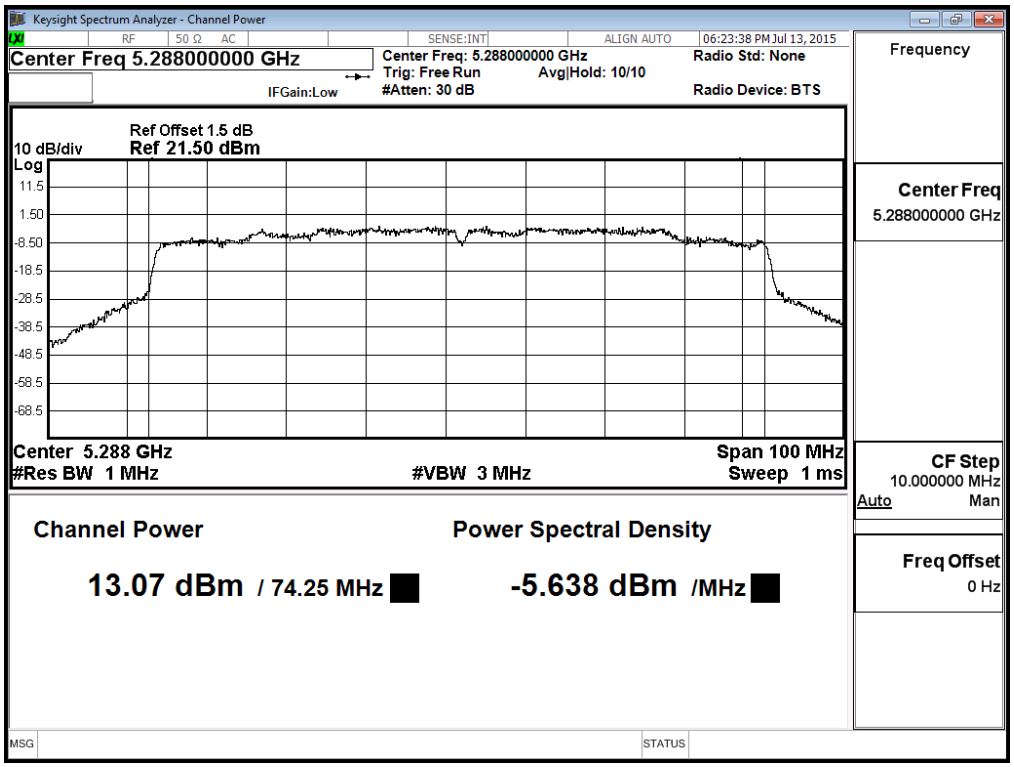

Maximum conducted output power:

Channel 106 – Chain A

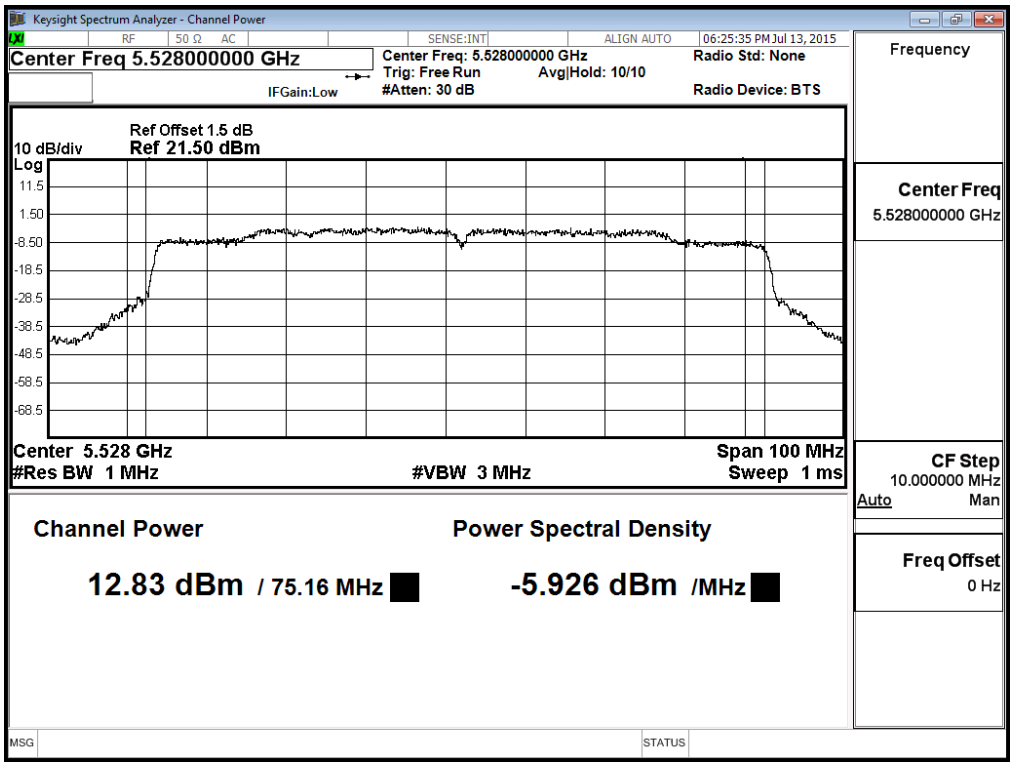

Maximum conducted output power:

Channel 122 – Chain A

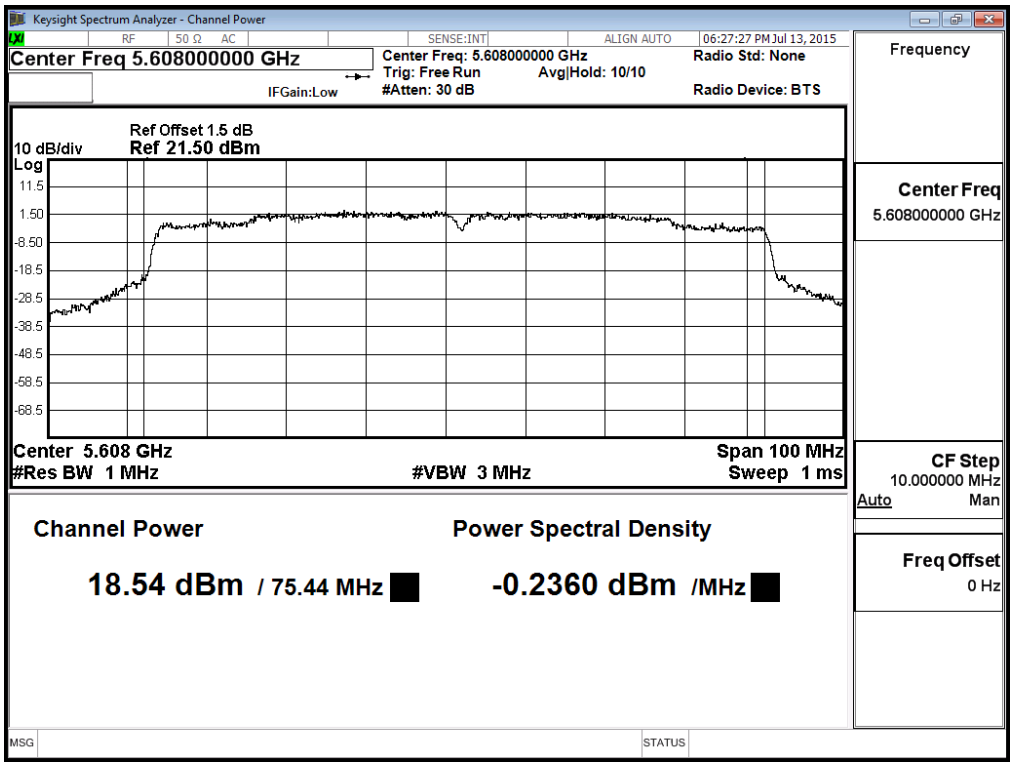

Maximum conducted output power:

Channel 138 (Band3) – Chain A

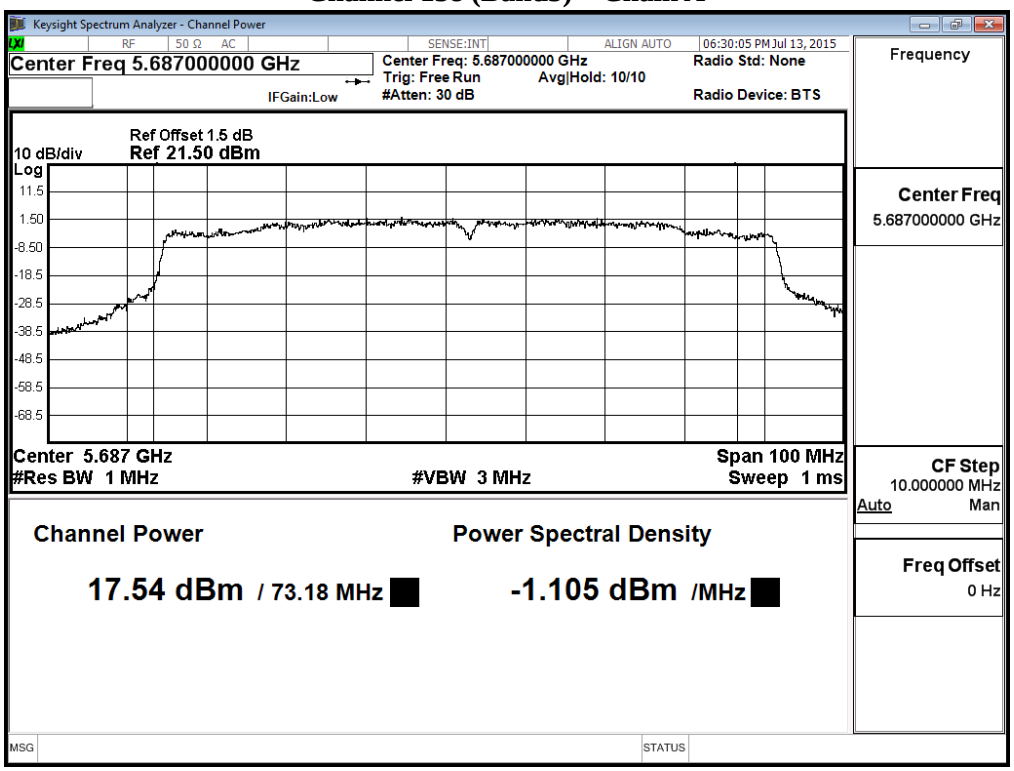

Maximum conducted output power:

Channel 138 (Band4) – Chain A

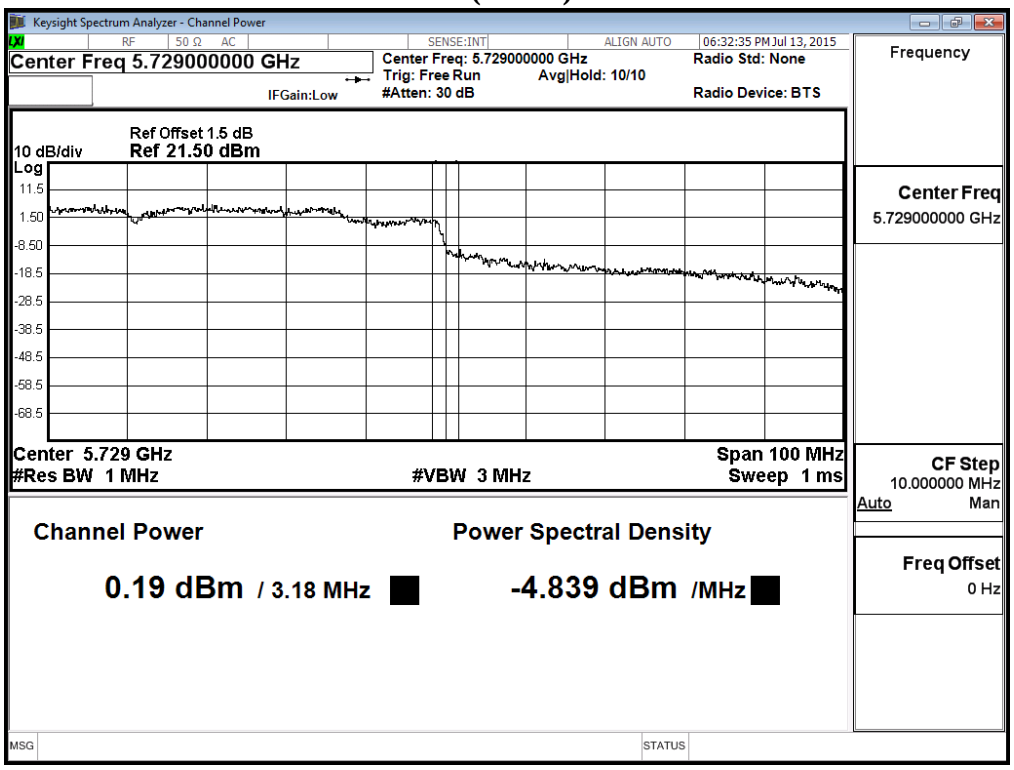

Maximum conducted output power:

Channel 155 – Chain A

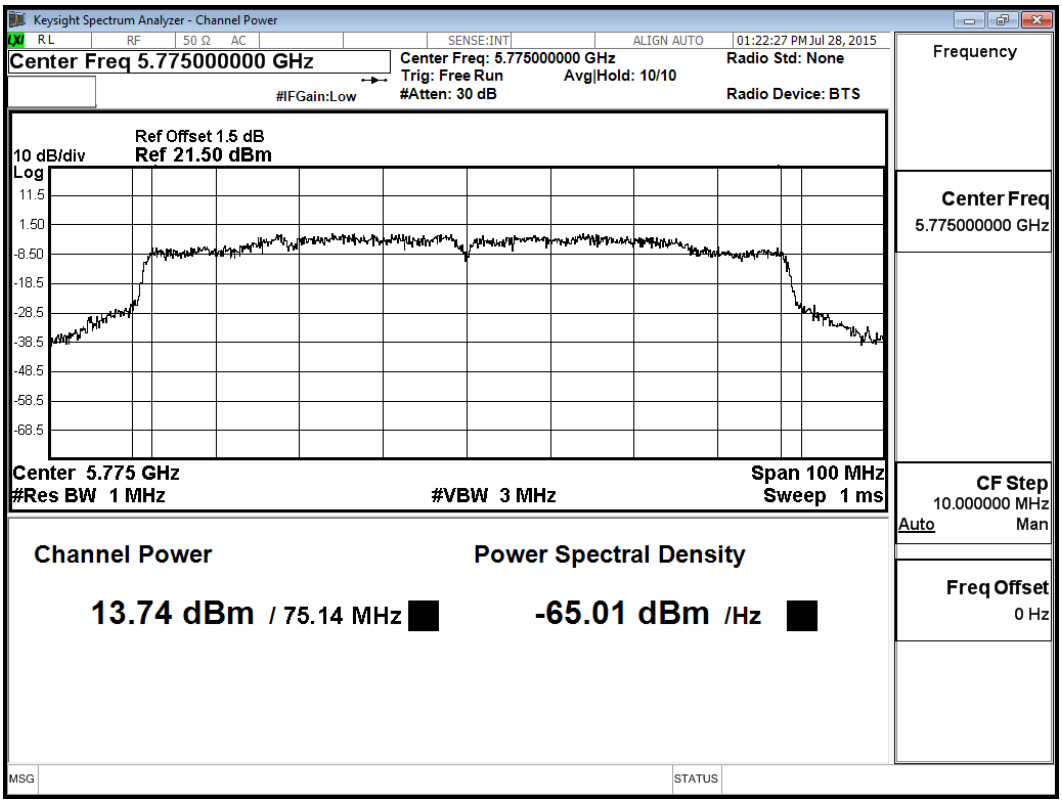

Maximum conducted output power:

Channel 42 – Chain B

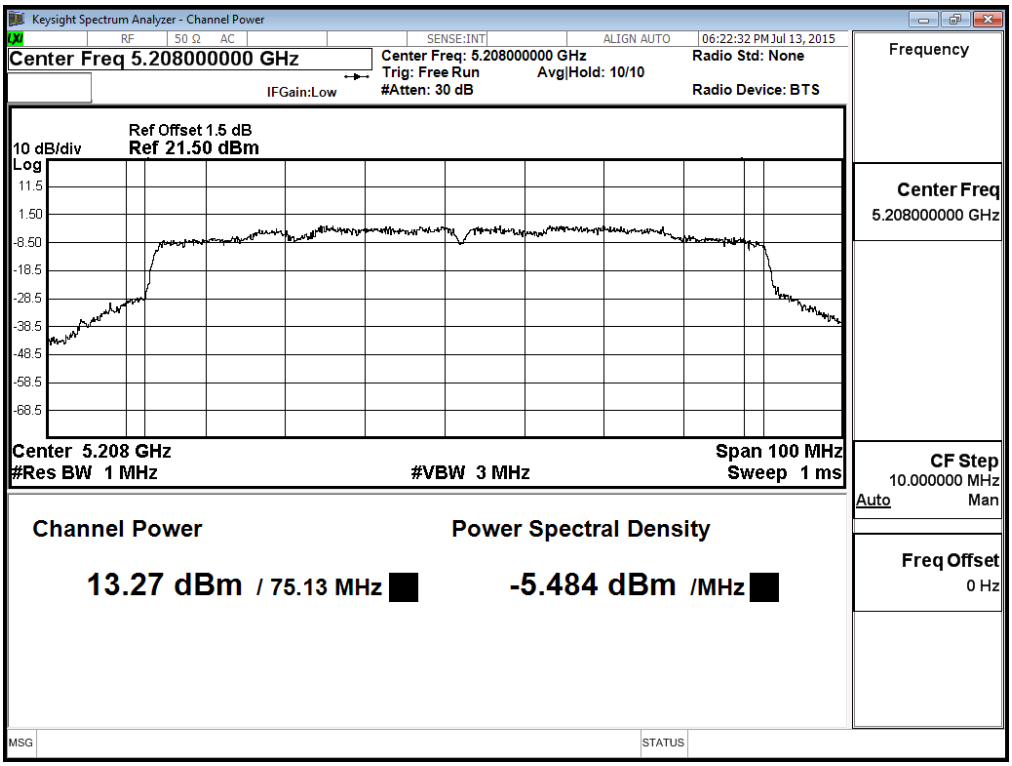

Maximum conducted output power:

Channel 58 – Chain B

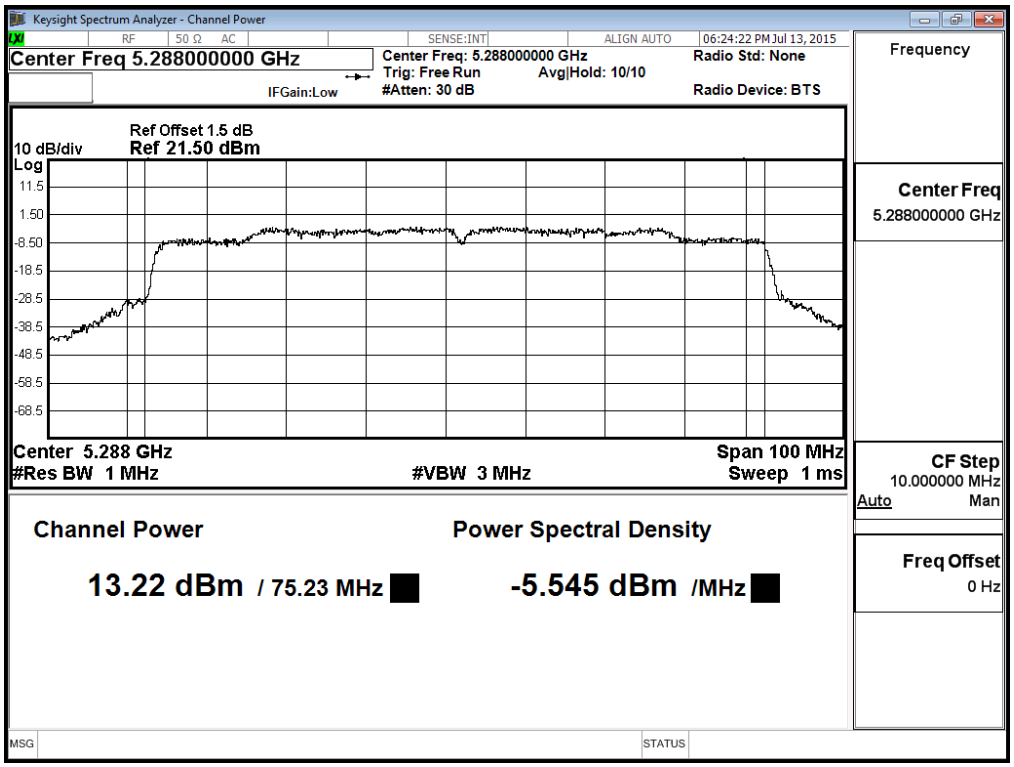

Maximum conducted output power:

Channel 106 – Chain B

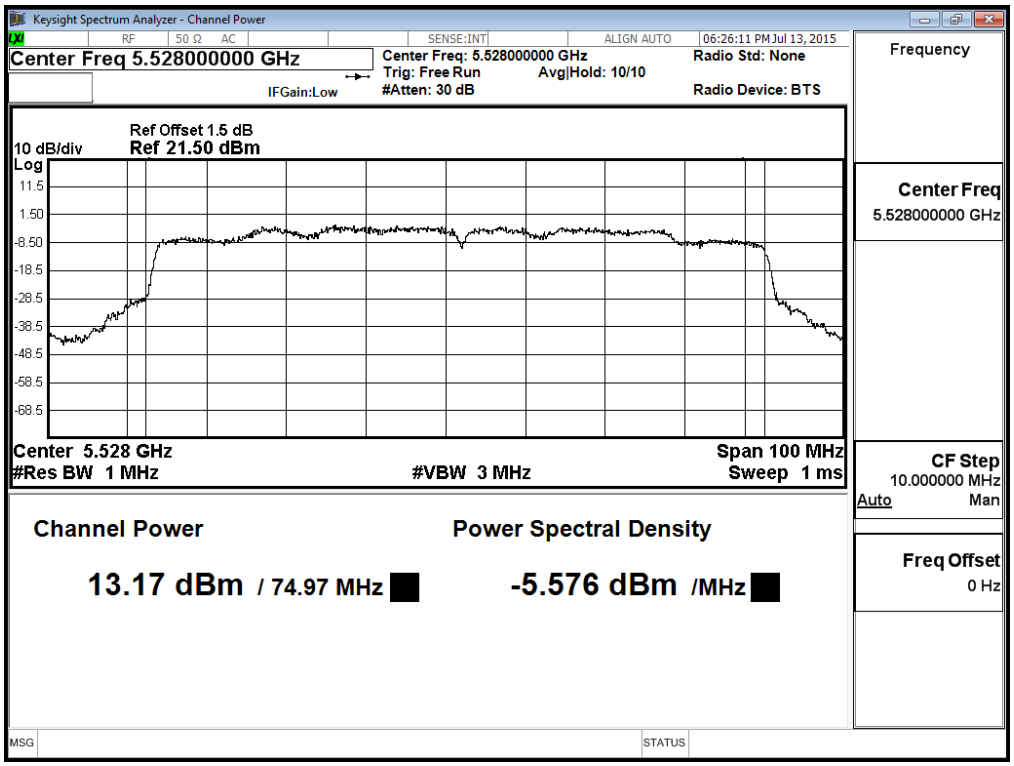

Maximum conducted output power:

Channel 122 – Chain B

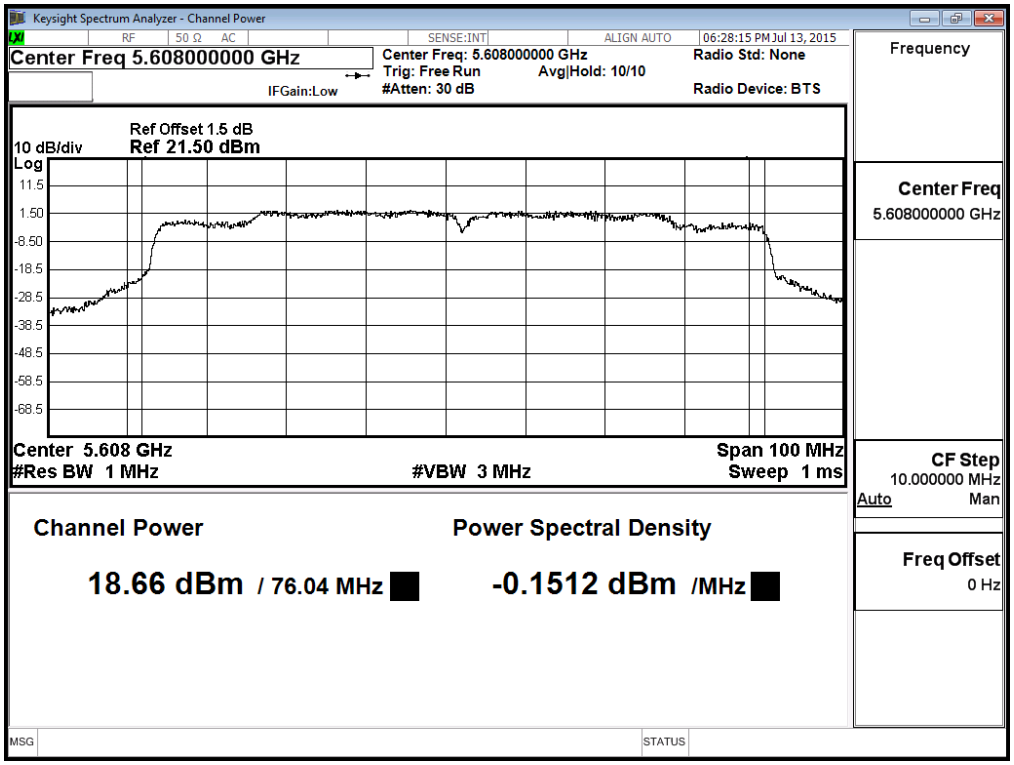

Maximum conducted output power:

Channel 138 (Band3) – Chain B

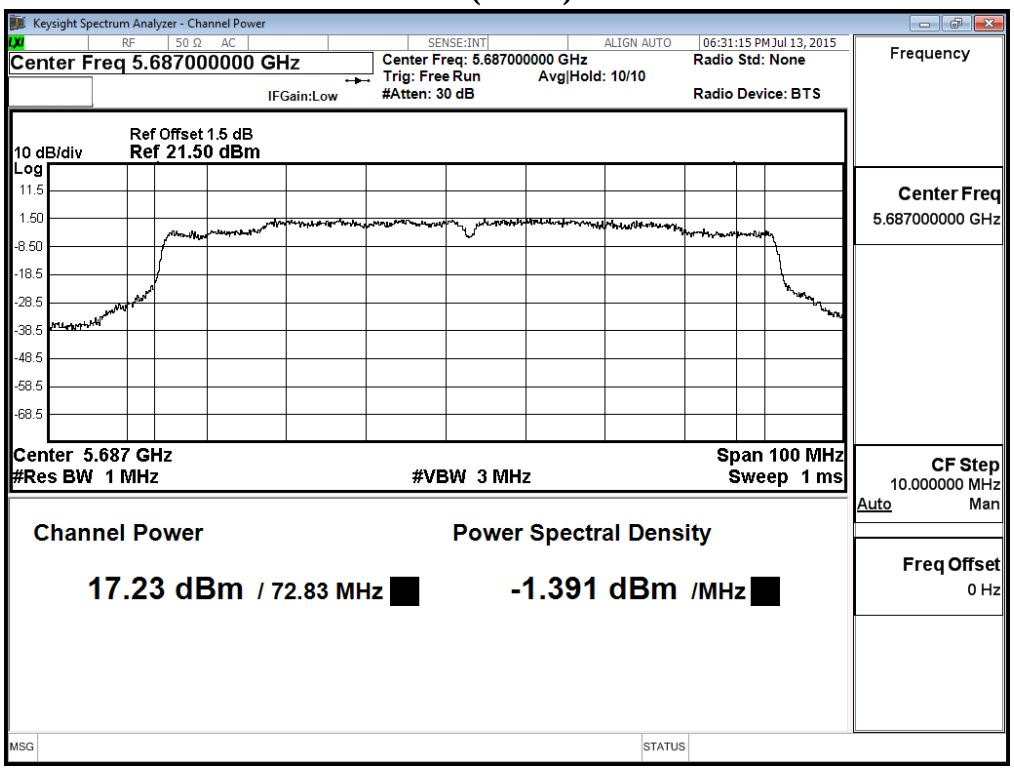

Maximum conducted output power:

Channel 138 (Band4) – Chain B

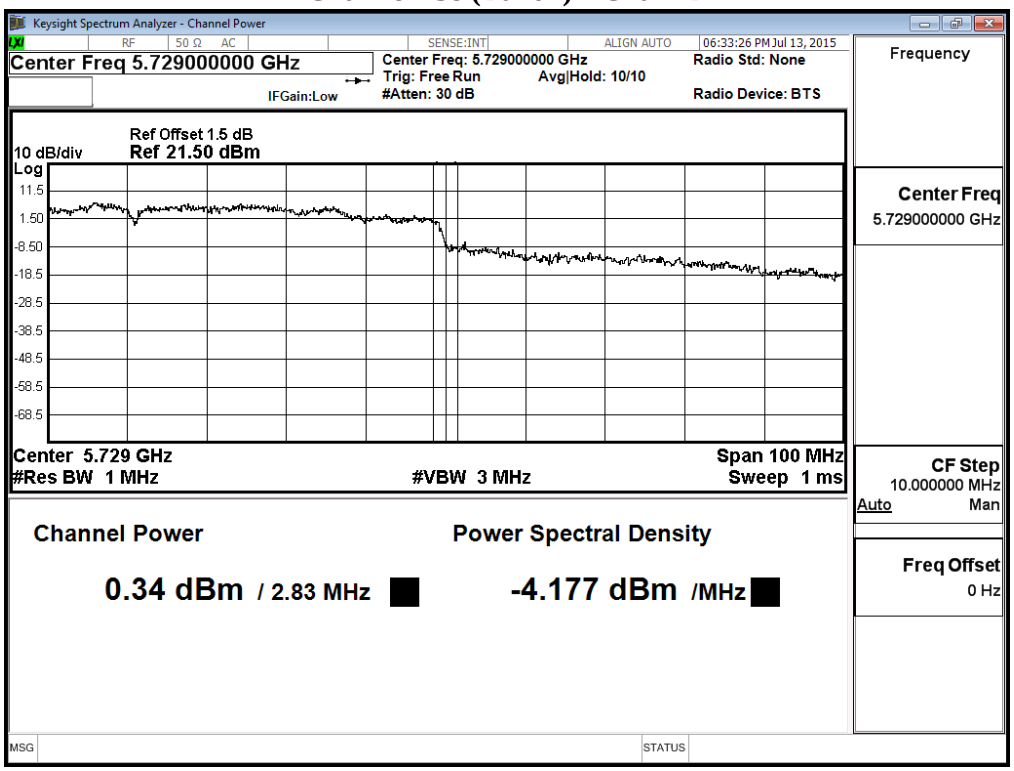

Maximum conducted output power:

Channel 155 – Chain B

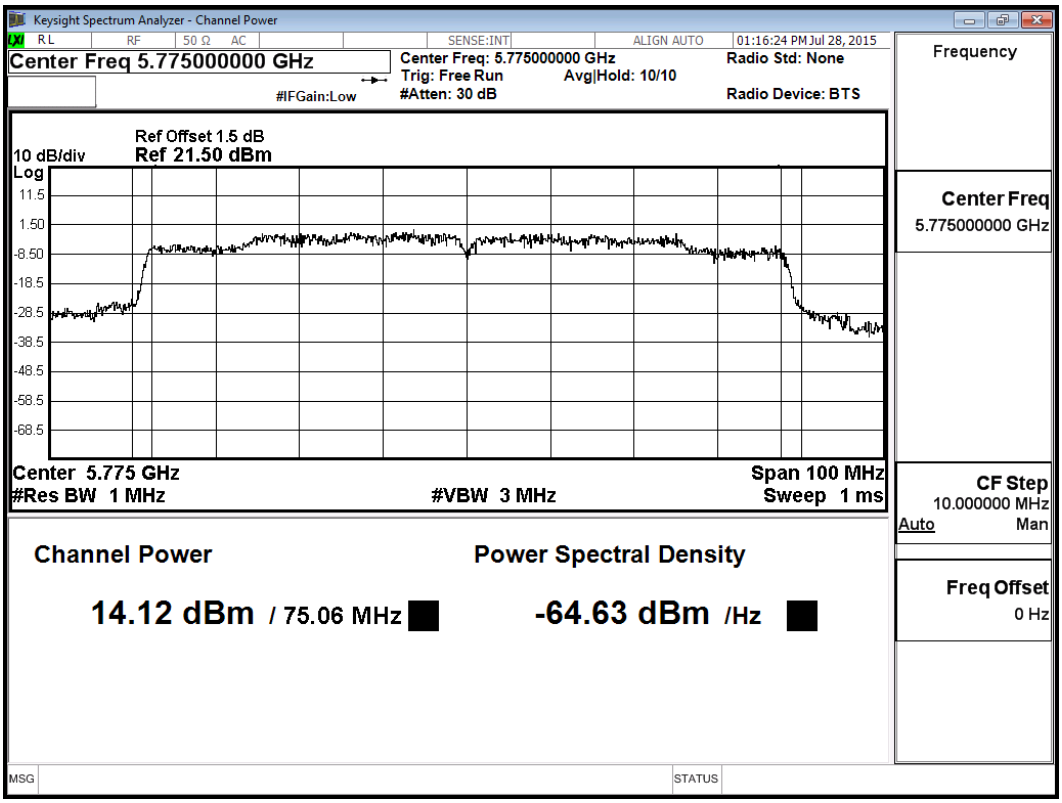

Product : Intel® Dual Band Wireless-AC 8260
Test Item : Maximum conducted output power
Test Site : No.3 OATS
Test Mode : Mode 4 Beamforming: Transmit (802.11n-20BW 14.4Mbps)

CHAIN A

Cable loss=1dB		Maximum conducted output power								
Channel No.	Frequency (MHz)	Data Rate (Mbps)								Required Limit
		14.4	28.9	43.3	57.8	86.7	115.6	130	144.4	
		Measurement Level (dBm)								
36	5180	17.67	--	--	--	--	--	--	--	<24dBm
44	5220	17.94	17.76	17.44	17.21	16.96	16.71	16.46	16.21	<24dBm
48	5240	18.01	--	--	--	--	--	--	--	<24dBm
52	5260	18.3	--	--	--	--	--	--	--	<24dBm
60	5300	18.29	18.04	17.82	17.58	17.35	17.11	16.88	16.64	<24dBm
64	5320	17.12	--	--	--	--	--	--	--	<24dBm
100	5500	17.49	--	--	--	--	--	--	--	<24dBm
116	5580	18.29	17.94	17.69	17.37	17.07	16.77	16.47	16.17	<24dBm
140	5700	18.17	--	--	--	--	--	--	--	<24dBm
149	5745	15.62	--	--	--	--	--	--	--	<30dBm
157	5785	17.88	17.79	17.70	17.61	17.52	17.43	17.34	17.25	<30dBm
165	5825	19.10	--	--	--	--	--	--	--	<30dBm

Note: Maximum conducted output power Value =Reading value on average power meter + cable loss

CHAIN B

Cable loss=1dB		Maximum conducted output power								
Channel No.	Frequency (MHz)	Data Rate (Mbps)								Required Limit
		14.4	28.9	43.3	57.8	86.7	115.6	130	144.4	
		Measurement Level (dBm)								
36	5180	18.03	--	--	--	--	--	--	--	<24dBm
44	5220	17.77	17.41	17.22	16.92	16.64	16.37	16.09	15.82	<24dBm
48	5240	18.02	--	--	--	--	--	--	--	<24dBm
52	5260	17.89	--	--	--	--	--	--	--	<24dBm
60	5300	17.86	17.69	17.41	17.20	16.98	16.75	16.53	16.30	<24dBm
64	5320	17.22	--	--	--	--	--	--	--	<24dBm
100	5500	17.32	--	--	--	--	--	--	--	<24dBm
116	5580	17.09	16.81	16.55	16.28	16.01	15.74	15.47	15.20	<24dBm
140	5700	17.23	--	--	--	--	--	--	--	<24dBm
149	5745	15.92	--	--	--	--	--	--	--	<30dBm
157	5785	17.89	17.78	17.67	17.56	17.45	17.34	17.23	17.12	<30dBm
165	5825	19.38	--	--	--	--	--	--	--	<30dBm

Note: Maximum conducted output power Value =Reading value on average power meter + cable loss

Maximum conducted output power Measurement:

(CHAIN A+ B)

Channel No	Frequency Range (MHz)	99% Bandwidth (MHz)	Chain A Power (dBm)	Chain B Power (dBm)	Duty Factor (dB)	Total Power (dBm)	Output Power Limit	
							(dBm)	dBm+10log(BW)
36	5180	--	17.67	18.03	0.088	20.952	24	--
44	5220	--	17.94	17.77	0.088	20.954	24	--
48	5240	--	18.01	18.02	0.088	21.113	24	--
52	5260	20.095	18.30	17.89	0.088	21.198	24	24.03
60	5300	20.558	18.29	17.86	0.088	21.179	24	24.13
64	5320	19.517	17.12	17.22	0.088	20.269	24	23.90
100	5500	19.280	17.49	17.32	0.088	20.504	24	23.85
116	5580	19.467	18.29	17.09	0.088	20.830	24	23.89
140	5700	18.631	18.17	17.23	0.088	20.824	24	23.70
149	5745	--	15.62	15.92	0.088	18.870	30	--
157	5785	--	17.88	17.89	0.088	20.980	30	--
165	5825	--	19.10	19.38	0.088	22.340	30	--

Note:

1. Total Output Power (dBm) = 10LOG (Chain A Power (mW) + Chain B Power (mW)) + Duty Factor.
2. 99% Bandwidth is the bandwidth of chain A or chain B whichever is less bandwidth, output power limitation is more stringent.

Product : Intel® Dual Band Wireless-AC 8260
Test Item : Maximum conducted output power
Test Site : No.3 OATS
Test Mode : Mode 4 Beamforming: Transmit (802.11n-40BW 30Mbps)

CHAIN A

Cable loss=1dB		Maximum conducted output power								
Channel No.	Frequency (MHz)	Data Rate (Mbps)								Required Limit
		30	60	90	120	180	240	270	300	
		Measurement Level (dBm)								
38	5190	17.74	--	--	--	--	--	--	--	<24dBm
46	5230	17.97	17.69	17.31	17.00	16.67	16.34	16.01	15.68	<24dBm
54	5270	18.19	--	--	--	--	--	--	--	<24dBm
62	5310	14.37	14.10	13.86	13.60	13.35	13.09	12.84	12.58	<24dBm
102	5510	15.41	--	--	--	--	--	--	--	<24dBm
110	5550	18.29	17.92	17.74	17.43	17.16	16.88	16.61	16.33	<24dBm
134	5670	18.33	--	--	--	--	--	--	--	<24dBm
151	5775	14.38	--	--	--	--	--	--	--	<30dBm
159	5795	16.52	16.44	16.36	16.28	16.20	16.12	16.04	15.96	<30dBm

Note: Maximum conducted output power Value =Reading value on average power meter + cable loss

CHAIN B

Cable loss=1dB		Maximum conducted output power								
Channel No.	Frequency (MHz)	Data Rate (Mbps)								Required Limit
		30	60	90	120	180	240	270	300	
		Measurement Level (dBm)								
38	5190	17.94	--	--	--	--	--	--	--	<24dBm
46	5230	17.66	17.49	17.28	17.10	16.91	16.72	16.53	16.34	<24dBm
54	5270	17.48	--	--	--	--	--	--	--	<24dBm
62	5310	13.49	13.19	12.84	12.52	12.20	11.87	11.55	11.22	<24dBm
102	5510	15.88	--	--	--	--	--	--	--	<24dBm
110	5550	18.00	17.81	17.59	17.39	17.19	16.98	16.78	16.57	<24dBm
134	5670	17.66	--	--	--	--	--	--	--	<24dBm
151	5775	14.72	--	--	--	--	--	--	--	<30dBm
159	5795	16.48	16.37	16.26	16.15	16.04	15.93	15.82	15.71	<30dBm

Note: Maximum conducted output power Value =Reading value on average power meter + cable loss

Maximum conducted output power Measurement:

(CHAIN A+ B)

Channel No	Frequency Range (MHz)	99% Bandwidth (MHz)	Chain A Power (dBm)	Chain B Power (dBm)	Duty Factor (dB)	Total Power (dBm)	Output Power Limit	
							(dBm)	dBm+10log(BW)
38	5190	--	17.74	17.94	0.150	21.001	24	--
46	5230	--	17.97	17.66	0.150	20.978	24	--
54	5270	36.714	18.19	17.48	0.150	21.010	24	26.65
62	5310	36.425	14.37	13.49	0.150	17.113	24	26.61
102	5510	36.436	15.41	15.88	0.150	18.812	24	26.62
110	5550	36.808	18.29	18.00	0.150	21.308	24	26.66
134	5670	36.595	18.33	17.66	0.150	21.168	24	26.63
151	5755	--	14.38	14.72	0.150	17.560	30	--
159	5795	--	16.52	16.48	0.150	19.510	30	--

Note:

1. Total Output Power (dBm) = 10LOG (Chain A Power (mW) + Chain B Power (mW)) + Duty Factor.
2. 99% Bandwidth is the bandwidth of chain A or chain B whichever is less bandwidth, output power limitation is more stringent.

Product : Intel® Dual Band Wireless-AC 8260
Test Item : Maximum conducted output power
Test Site : No.3 OATS
Test Mode : Mode 4 Beamforming: Transmit (802.11ac-20BW-14.4Mbps)

Chain A

Cable loss=1dB		Maximum conducted output power									
Channel No.	Frequency (MHz)	Data Rate (Mbps)									Required Limit
		VTH0	VTH1	VTH2	VTH3	VTH4	VTH5	VTH6	VTH7	VTH8	
		Measurement Level (dBm)									
144 (Band3)	5720	18.03	17.88	17.49	17.27	17.00	16.74	16.47	16.21	15.94	<24dBm
144 (Band4)	5720	10.38	10.11	9.89	9.69	9.49	9.28	9.08	8.87	8.67	<30dBm

Note: Maximum conducted output power Value =Reading value on average power meter + cable loss

Chain B

Cable loss=1dB		Maximum conducted output power									
Channel No.	Frequency (MHz)	Data Rate (Mbps)									Required Limit
		VTH0	VTH1	VTH2	VTH3	VTH4	VTH5	VTH6	VTH7	VTH8	
		Measurement Level (dBm)									
144 (Band3)	5720	18.84	18.49	18.26	17.97	17.70	17.42	17.15	16.87	16.60	<24dBm
144 (Band4)	5720	10.32	10.06	9.79	9.59	9.38	9.16	8.95	8.73	8.52	<30dBm

Note: Maximum conducted output power Value =Reading value on average power meter + cable loss

Maximum conducted output power Measurement:

CHAIN A+B

Channel No	Frequency Range (MHz)	99% Bandwidth (MHz)	Chain A Power (dBm)	Chain B Power (dBm)	Duty Factor (dB)	Total Power (dBm)	Output Power Limit	
							(dBm)	dBm+10log(BW)
144(Band3)	5720	18.650	18.03	18.84	0.110	21.574	24	18.650
144(Band4)	5720	8.465	10.38	10.32	0.110	13.470	30	8.465

Note:
1. Total Output Power (dBm) = 10LOG (Chain A Power (mW) + Chain B Power (mW)) + Duty Factor.
2. 99% Bandwidth is the bandwidth of chain A or chain B whichever is less bandwidth, output power limitation is more stringent.

Maximum conducted output power:

Channel 144 (Band3) – Chain A

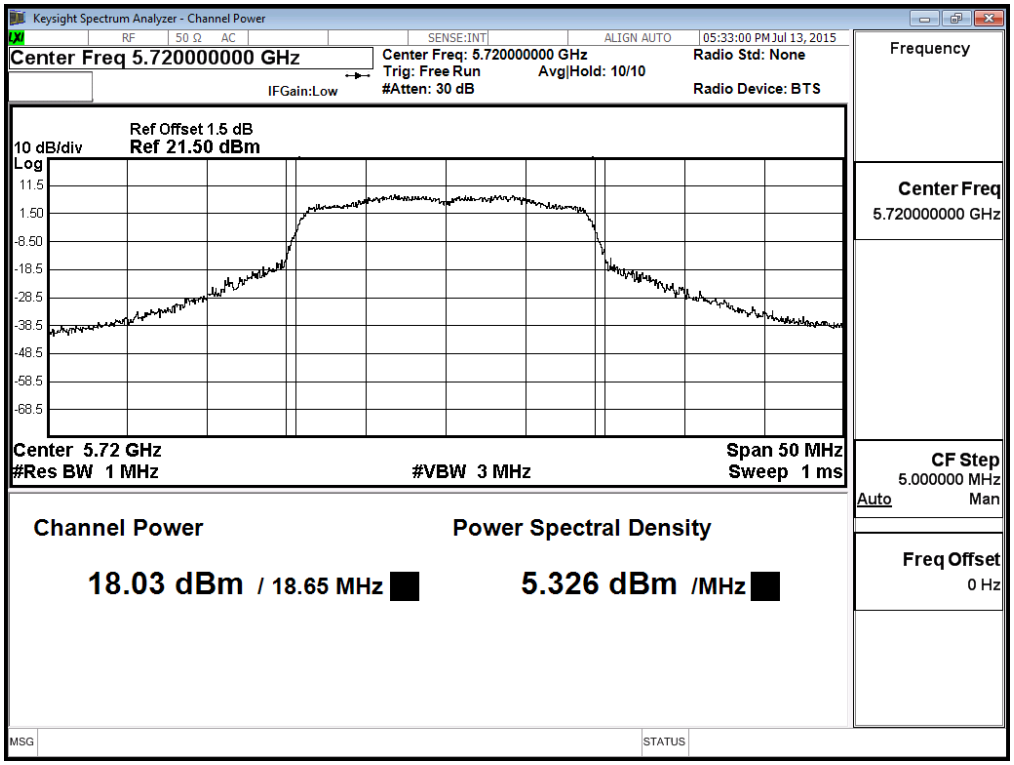

Channel 144 (Band4) – Chain A

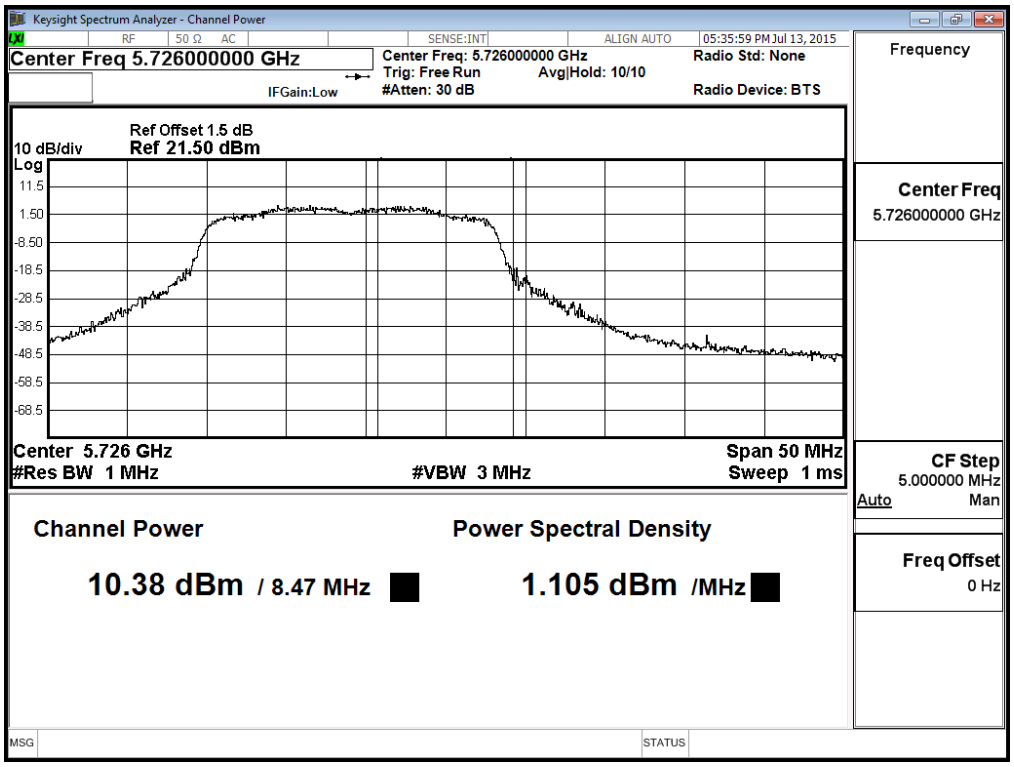

Maximum conducted output power:

Channel 144 (Band3) – Chain B

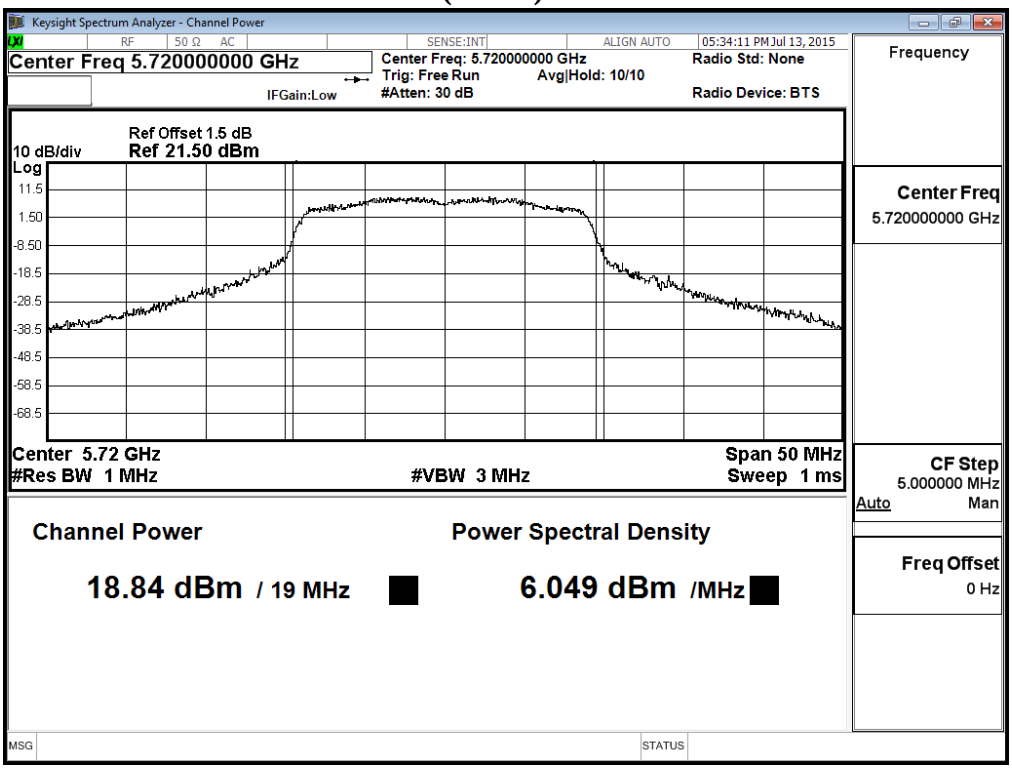

Channel 144 (Band4) – Chain B

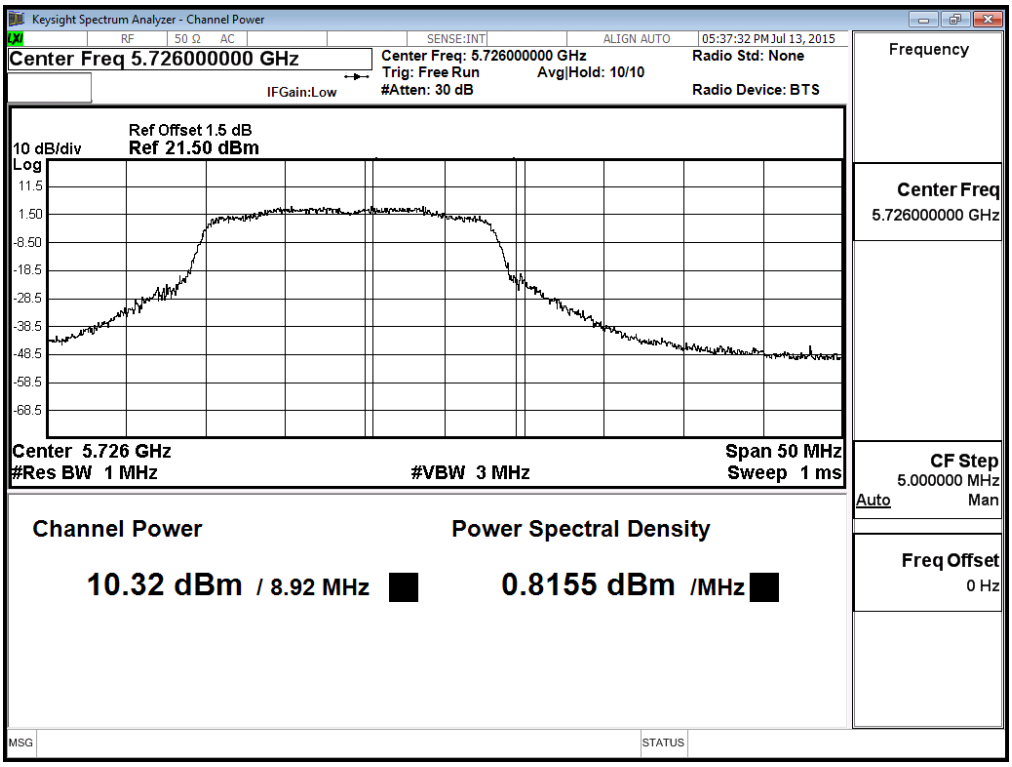

Product : Intel® Dual Band Wireless-AC 8260
Test Item : Maximum conducted output power
Test Site : No.3 OATS
Test Mode : Mode 4 Beamforming: Transmit (802.11ac-40BW-30Mbps)

Chain A

Cable loss=1dB		Maximum conducted output power										
Channel No	Frequency (MHz)	Data Rate (Mbps)										Required Limit
		VTH0	VTH1	VTH2	VTH3	VTH4	VTH5	VTH6	VTH7	VTH8	VTH9	
142(Band3)	5710	19.56	19.31	19.06	18.81	18.56	18.31	18.06	17.81	17.56	17.31	<24dBm
142(Band4)	5710	10.14	9.87	9.66	9.43	9.21	8.98	8.76	8.53	8.31	8.08	<30dBm

Note: Maximum conducted output power Value =Reading value on average power meter + cable loss

Chain B

Cable loss=1dB		Maximum conducted output power										
Channel No	Frequency (MHz)	Data Rate (Mbps)										Required Limit
		VTH0	VTH1	VTH2	VTH3	VTH4	VTH5	VTH6	VTH7	VTH8	VTH9	
142(Band3)	5710	19.26	18.99	18.71	18.44	18.16	17.89	17.61	17.34	17.06	16.79	<24dBm
142(Band4)	5710	10.79	10.28	9.92	9.64	9.37	9.09	8.82	8.54	8.27	7.99	<30dBm

Note: Maximum conducted output power Value =Reading value on average power meter + cable loss

Maximum conducted output power Measurement:

(CHAIN A+ B)

Channel No	Frequency Range (MHz)	99% Bandwidth (MHz)	Chain A Power (dBm)	Chain B Power (dBm)	Duty Factor (dB)	Total Power (dBm)	Output Power Limit	
							(dBm)	dBm+10log(BW)
142(Band3)	5710	45.000	19.56	19.26	0.315	22.738	24	27.53
142(Band4)	5710	14.640	10.14	10.79	0.315	13.802	30	22.66

Note:
1. Total Output Power (dBm) = 10LOG (Chain A Power (mW) + Chain B Power (mW)) + Duty Factor.
2. 99% Bandwidth is the bandwidth of chain A or chain B whichever is less bandwidth, output power limitation is more stringent.

Maximum conducted output power:

Channel 142 (Band3) – Chain A

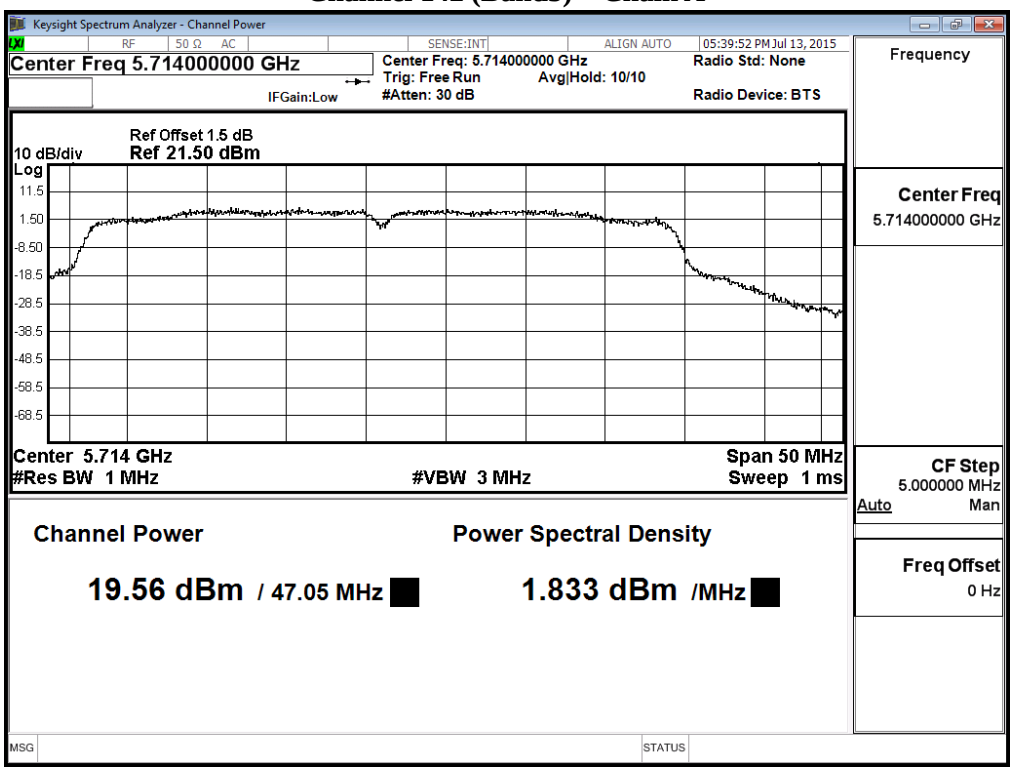

Channel 142 (Band4) – Chain A

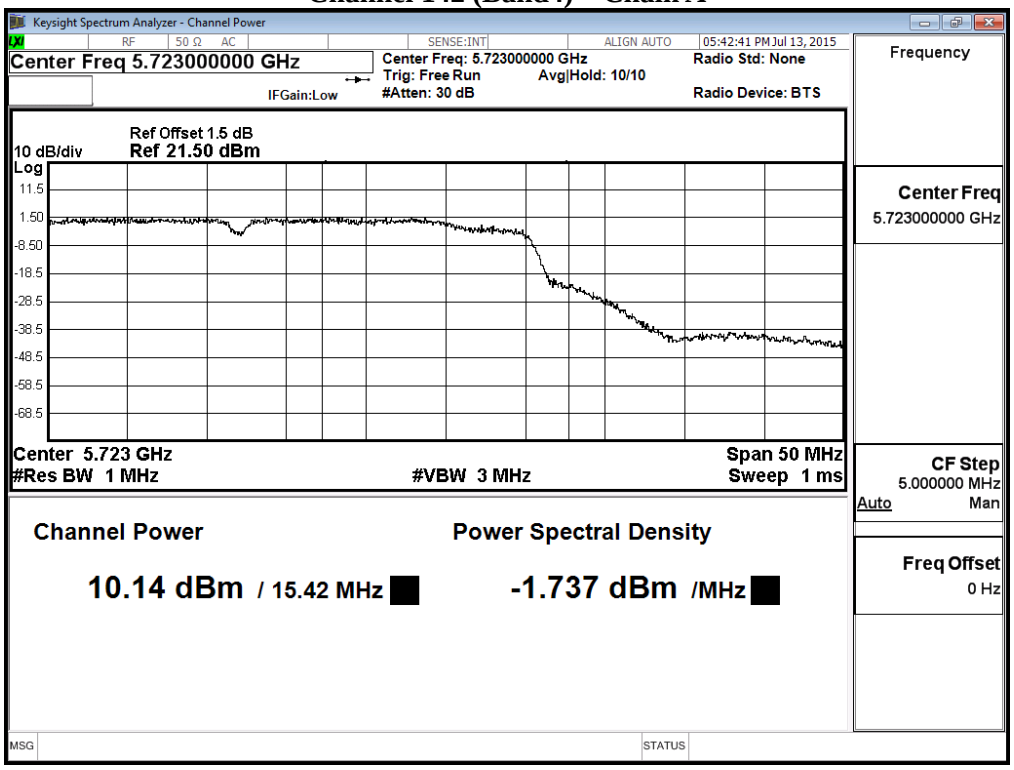

Maximum conducted output power:

Channel 142 (Band3) – Chain B

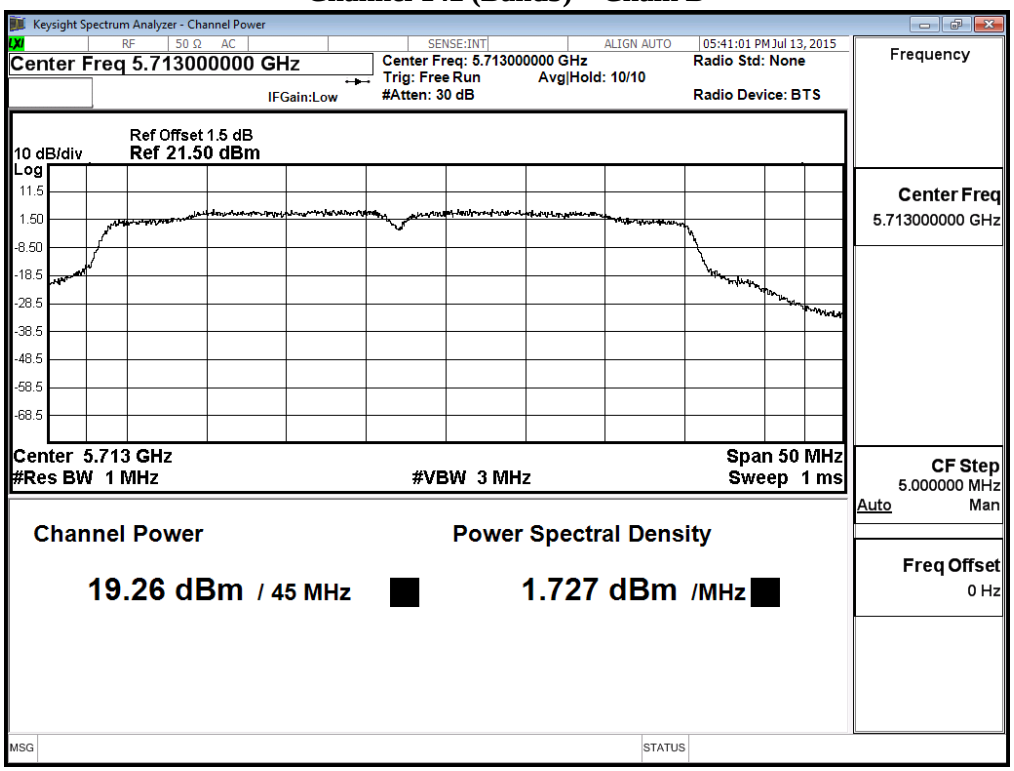

Channel 142 (Band4) – Chain B

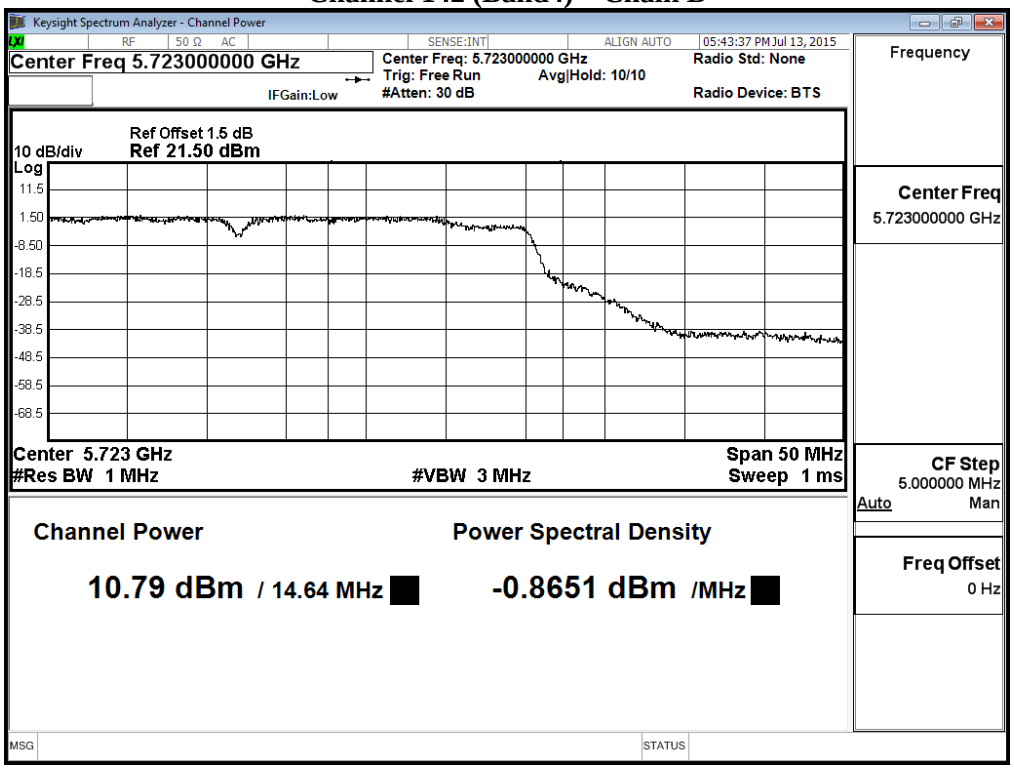

Product : Intel® Dual Band Wireless-AC 8260
Test Item : Maximum conducted output power
Test Site : No.3 OATS
Test Mode : Mode 4 Beamforming: Transmit (802.11ac-80BW-65Mbps)

Chain A

Cable loss=1dB		Maximum conducted output power										
Channel No	Frequency (MHz)	Data Rate (Mbps)										Required Limit
		VTH0	VTH1	VTH2	VTH3	VTH4	VTH5	VTH6	VTH7	VTH8	VTH9	
42	5210	16.69	16.32	16.03	15.71	15.39	15.08	14.76	14.45	14.13	13.82	<24dBm
58	5290	15.86	15.49	15.19	14.90	14.61	14.32	14.03	13.74	13.45	13.16	<24dBm
106	5530	14.95	14.40	14.06	13.82	13.56	13.29	13.03	12.76	12.50	12.23	<24dBm
122	5610	18.42	18.07	17.88	17.58	17.31	17.04	16.77	16.50	16.23	15.96	<24dBm
138(Band3)	5690	19.23	19.01	18.87	18.68	18.50	18.32	18.14	17.96	17.78	17.60	<24dBm
138(Band4)	5690	10.22	10.07	9.76	9.56	9.34	9.11	8.89	8.66	8.44	8.21	<30dBm
155	5775	13.20	13.02	12.84	12.66	12.48	12.30	12.12	11.94	11.76	11.58	<30dBm

Note: Maximum conducted output power Value =Reading value on average power meter + cable loss

Chain B

Cable loss=1dB		Maximum conducted output power										
Channel No	Frequency (MHz)	Data Rate (Mbps)										Required Limit
		VTH0	VTH1	VTH2	VTH3	VTH4	VTH5	VTH6	VTH7	VTH8	VTH9	
42	5210	16.29	15.84	15.66	15.42	15.20	14.97	14.75	14.52	14.30	14.07	<24dBm
58	5290	16.33	15.77	15.34	15.02	14.68	14.33	13.99	13.64	13.30	12.95	<24dBm
106	5530	15.42	15.01	14.74	14.46	14.19	13.91	13.64	13.36	13.09	12.81	<24dBm
122	5610	19.85	19.69	19.41	19.21	18.99	18.77	18.55	18.33	18.11	17.89	<24dBm
138(Band3)	5690	19.49	19.24	19.02	18.78	18.55	18.31	18.08	17.84	17.61	17.37	<24dBm
138(Band4)	5690	14.00	13.84	13.79	13.58	13.37	13.15	12.94	12.72	12.51	12.29	<30dBm
155	5775	13.62	13.54	13.47	13.40	13.33	13.26	13.19	13.12	13.05	12.98	<30dBm

Note: Maximum conducted output power Value =Reading value on average power meter + cable loss

Maximum conducted output power Measurement

(CHAIN A+ B)

Channel No	Frequency Range (MHz)	99% Bandwidth (MHz)	Chain A Power (dBm)	Chain B Power (dBm)	Duty Factor (dB)	Total Power (dBm)	Output Power Limit	
							(dBm)	dBm+10log(BW)
42	5210	75.360	16.69	16.29	0.283	19.788	24	29.77
58	5290	75.270	15.86	16.33	0.283	19.395	24	29.77
106	5530	75.140	14.95	15.42	0.283	18.485	24	29.76
122	5610	82.918	18.42	19.85	0.283	22.487	24	30.19
138(Band3)	5690	82.650	19.23	19.49	0.283	22.655	24	30.17
138(Band4)	5690	9.358	10.22	14.00	0.283	15.802	30	26.71
155	5775	--	13.20	13.62	0.975	17.400	30	--

Note:

1. Total Output Power (dBm) = 10LOG (Chain A Power (mW) + Chain B Power (mW)) + Duty Factor.
2. 99% Bandwidth is the bandwidth of chain A or chain B whichever is less bandwidth, output power limitation is more stringent.

Maximum conducted output power:

Channel 42 – Chain A

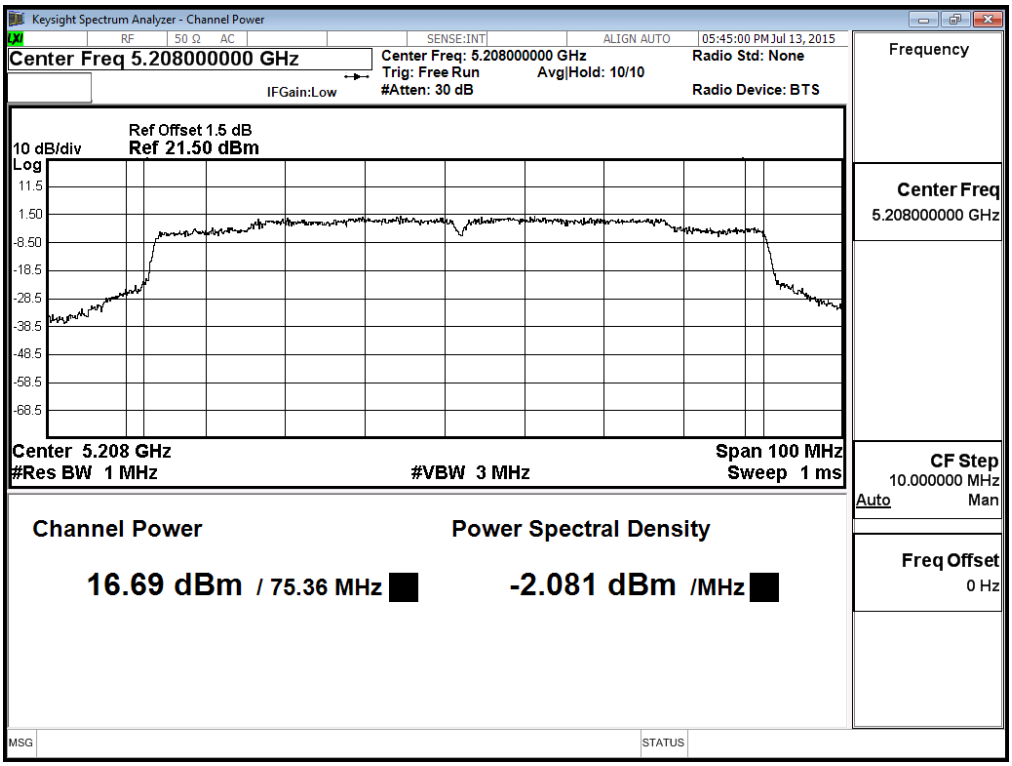

Maximum conducted output power:

Channel 58 – Chain A

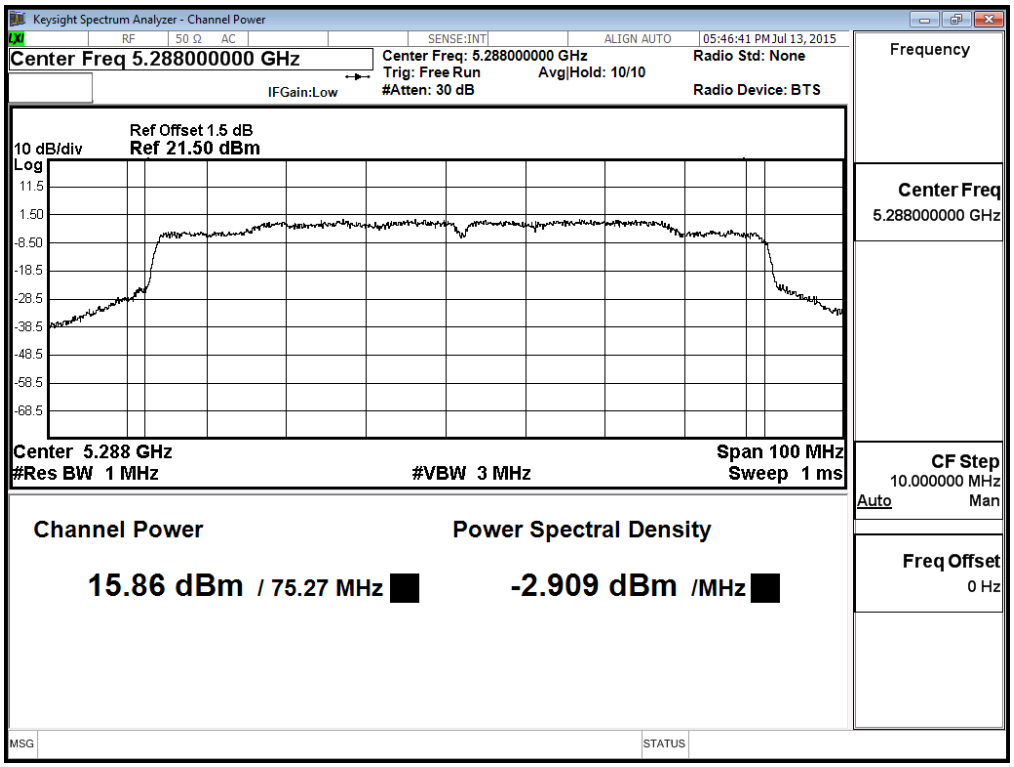

Maximum conducted output power:

Channel 106 – Chain A

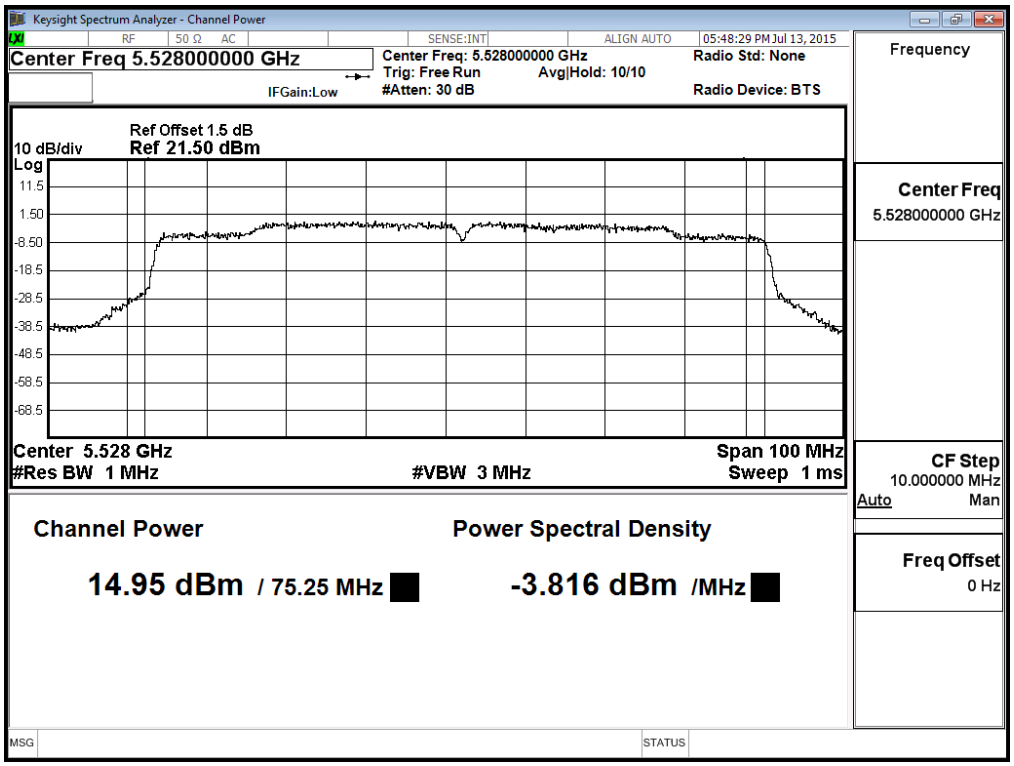

Maximum conducted output power:

Channel 122 – Chain A

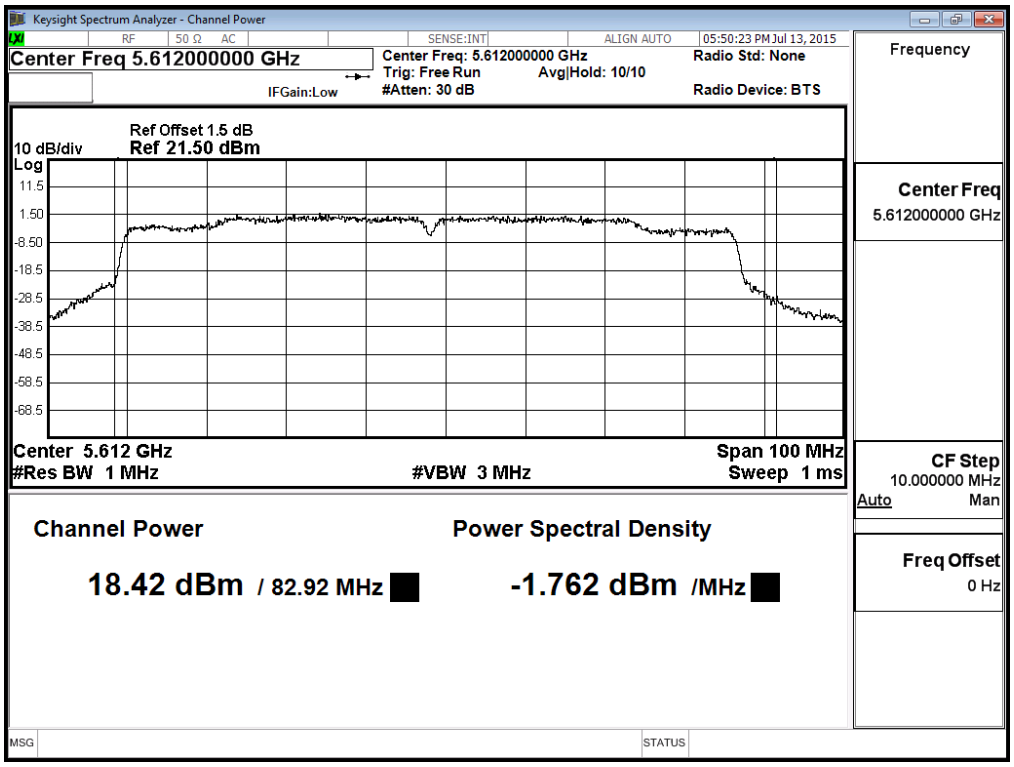

Maximum conducted output power:

Channel 138 (Band3) – Chain A

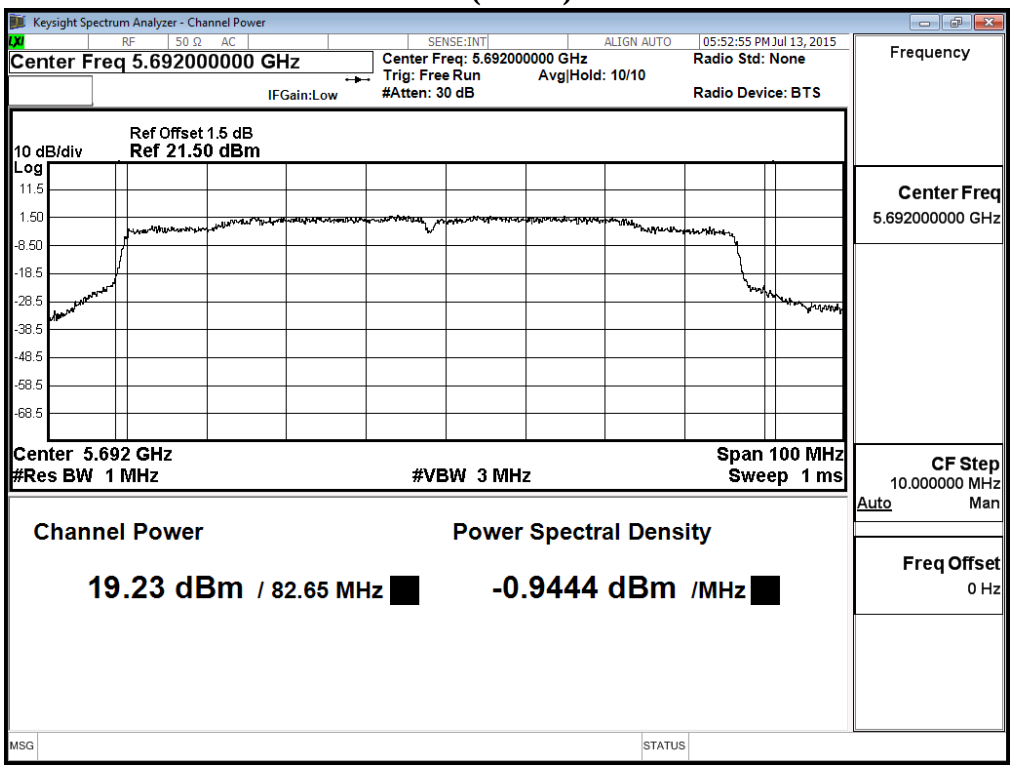

Maximum conducted output power:

Channel 138 (Band4) – Chain A

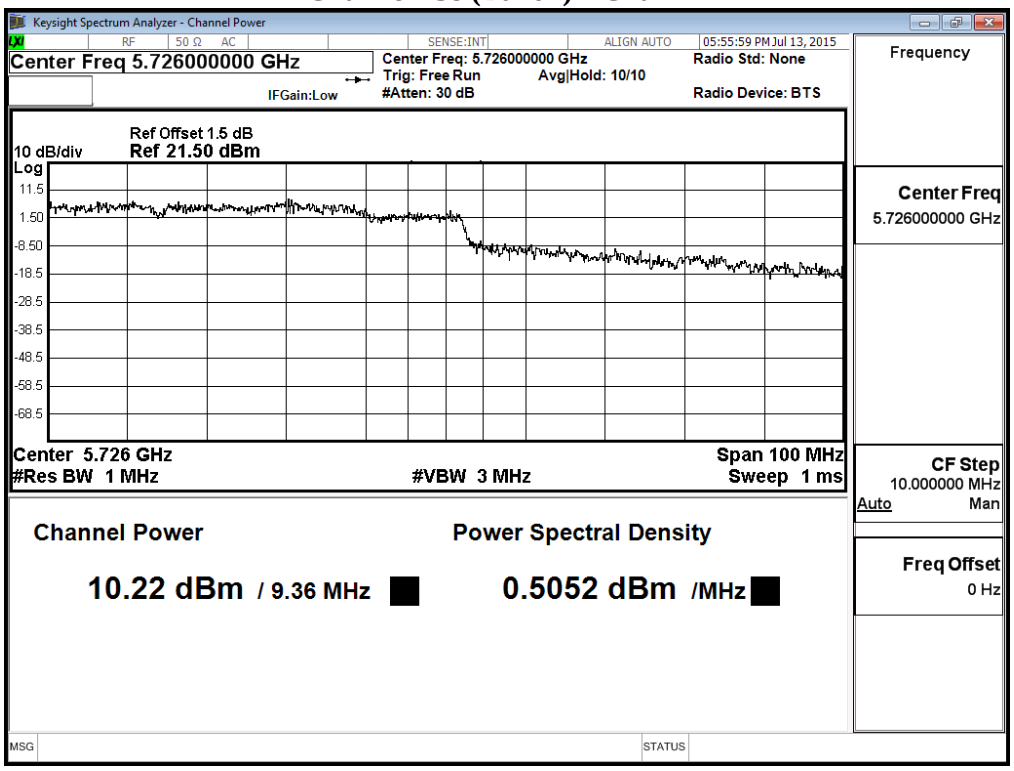

Maximum conducted output power:

Channel 155 – Chain A

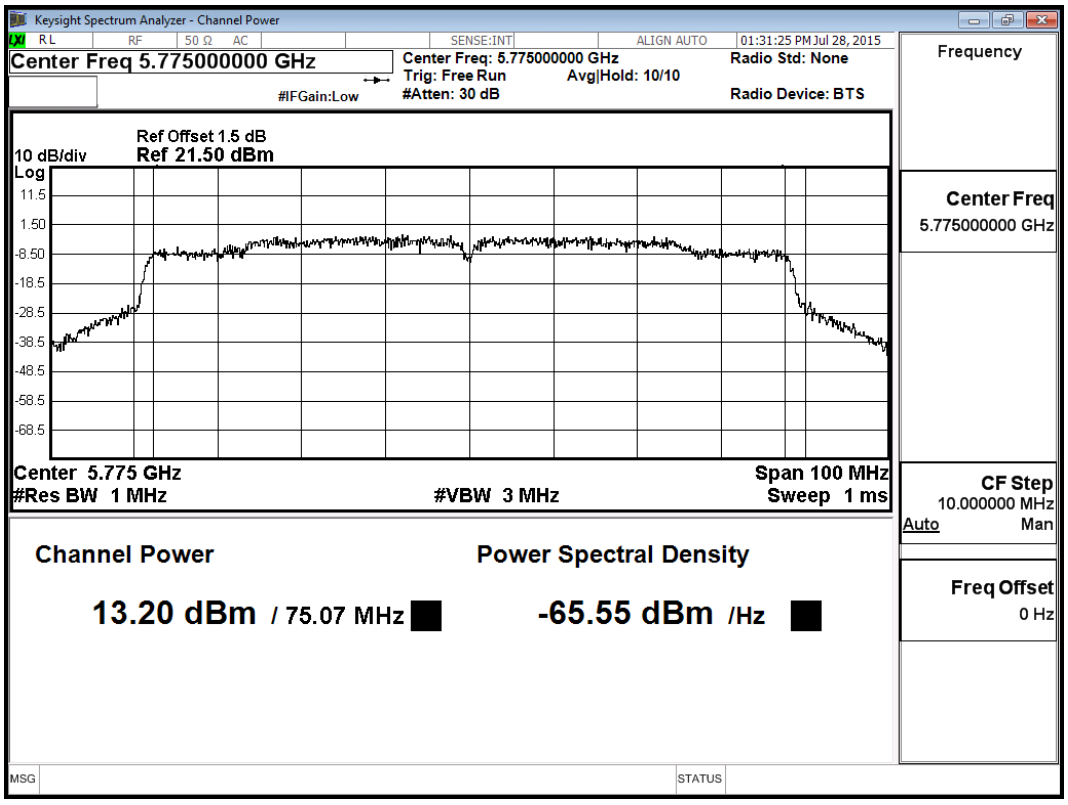

Maximum conducted output power:

Channel 42 – Chain B

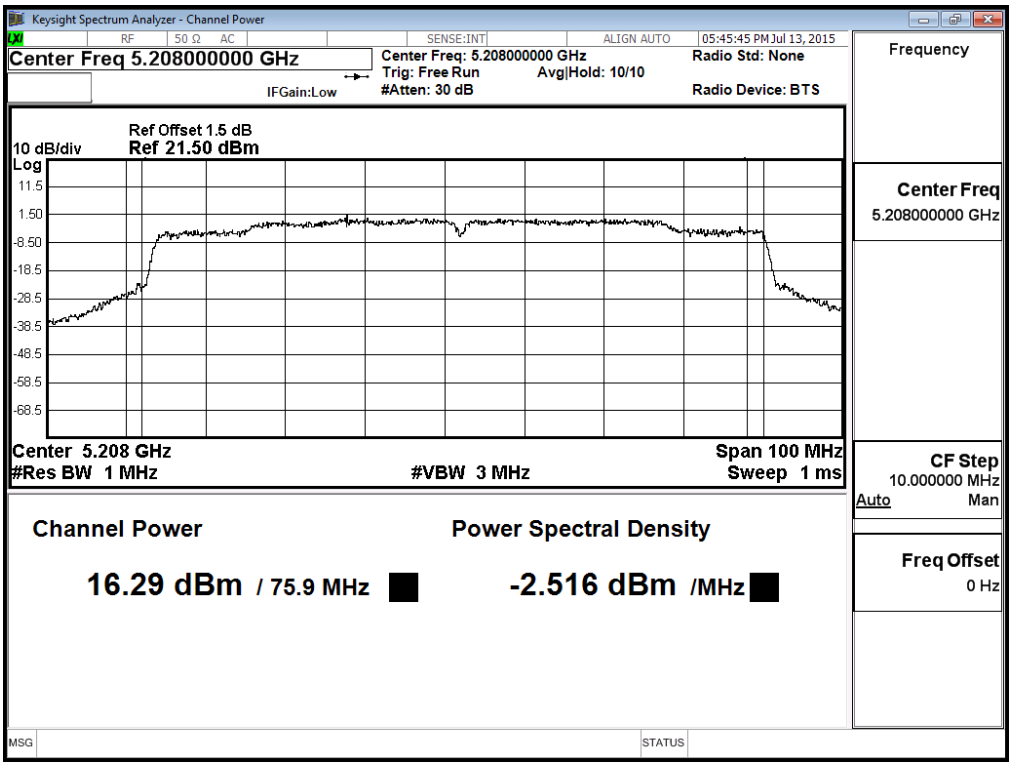

Maximum conducted output power:

Channel 58 – Chain B

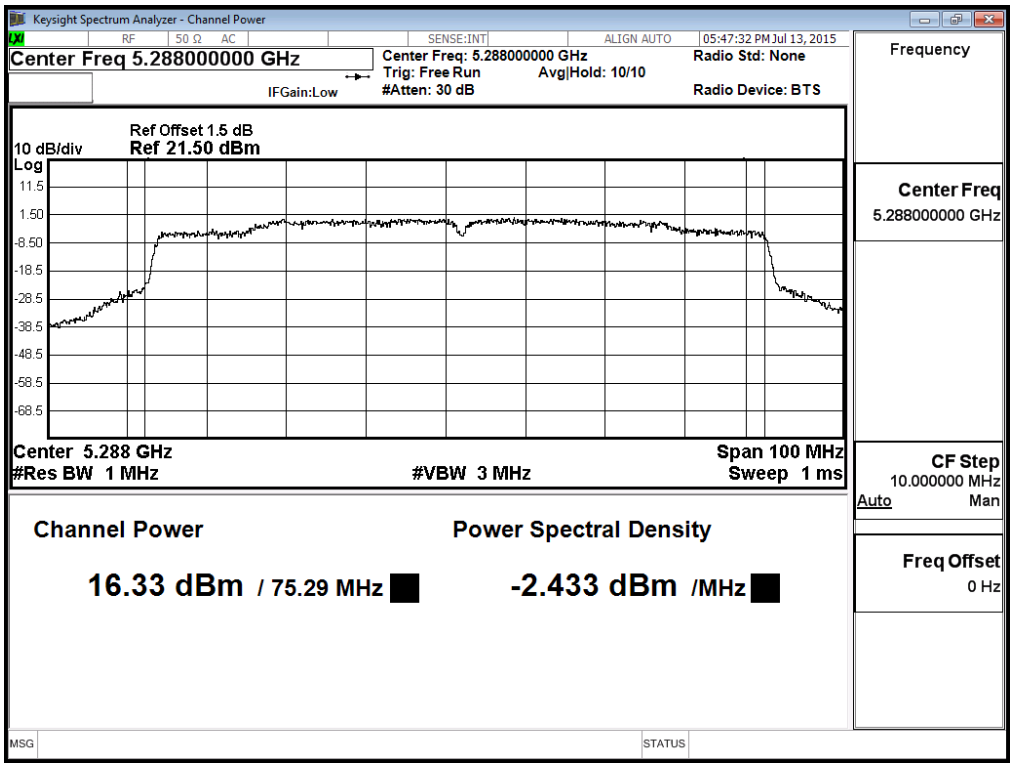

Maximum conducted output power:

Channel 106 – Chain B

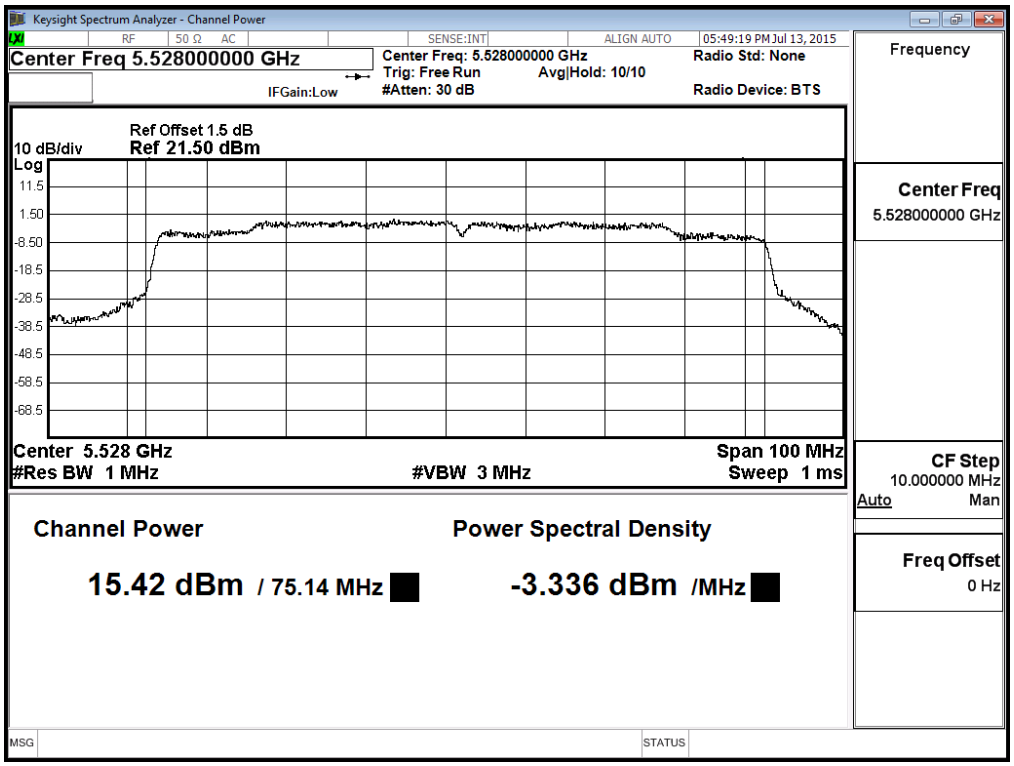

Maximum conducted output power:

Channel 122 – Chain B

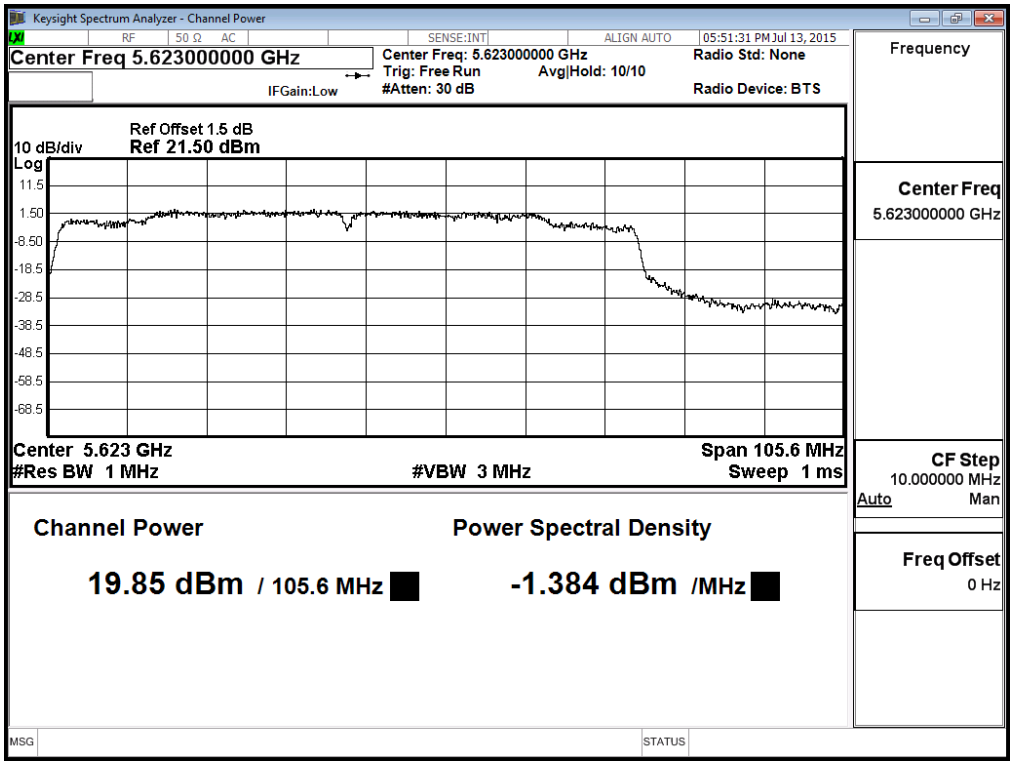

Maximum conducted output power:

Channel 138 (Band3) – Chain B

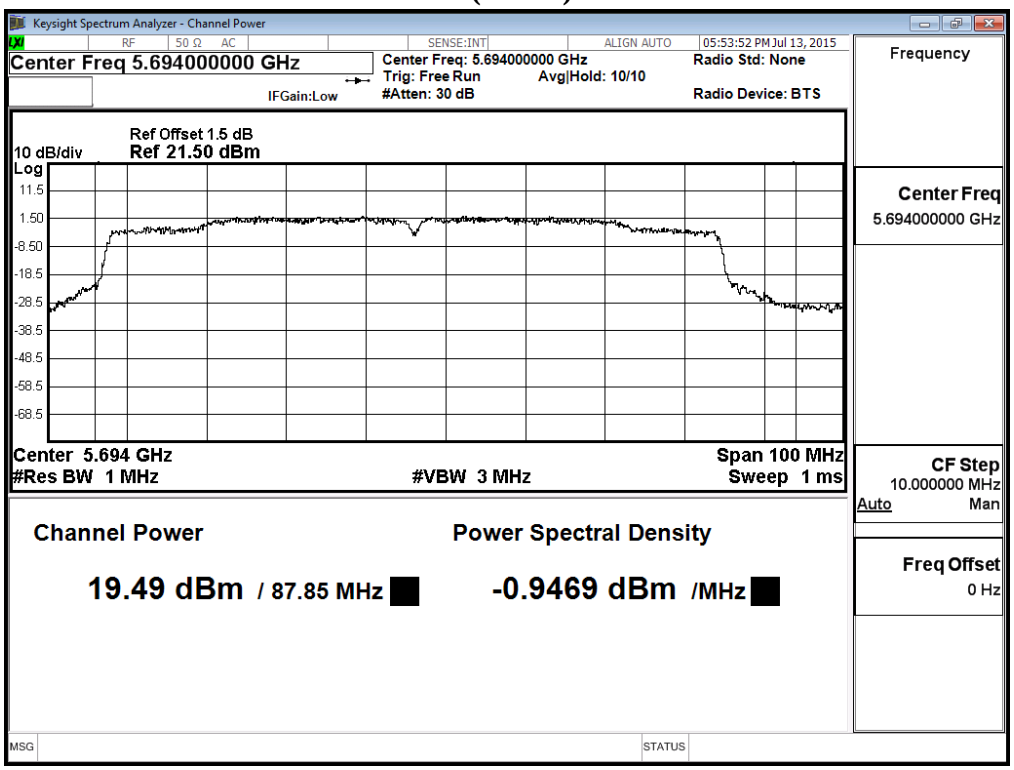

Maximum conducted output power:

Channel 138 (Band4) – Chain B

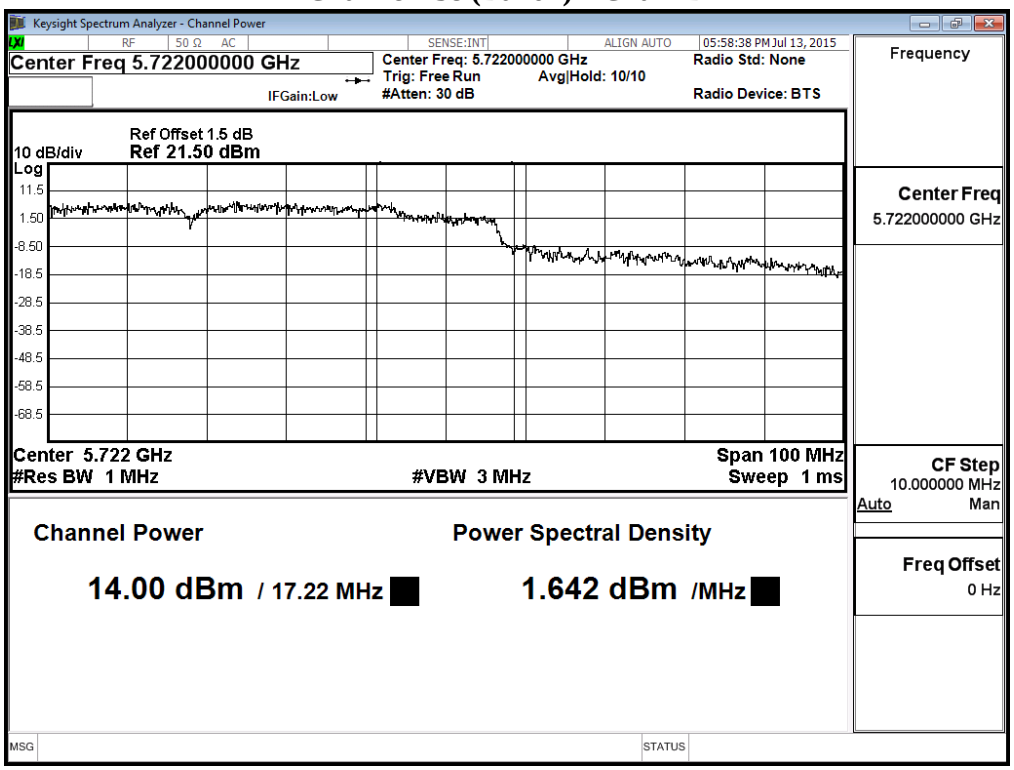

Maximum conducted output power:

Channel 155 – Chain B

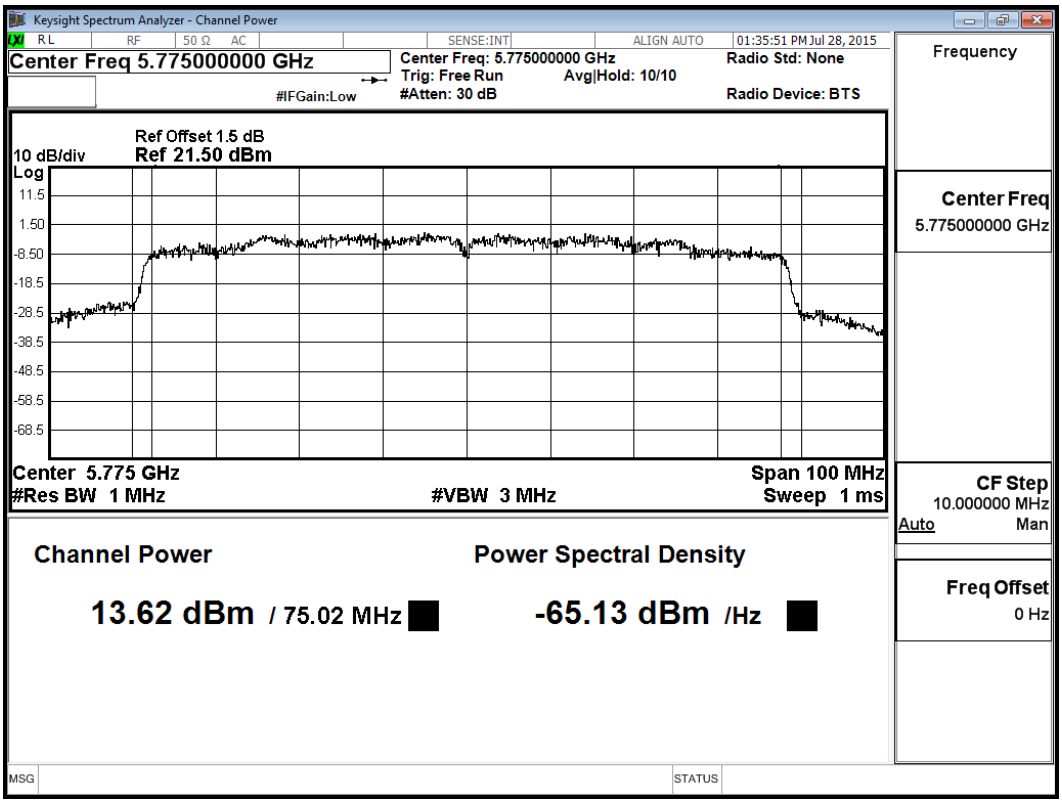

3. Radiated Emission

3.1. Test Equipment

The following test equipments are used during the radiated emission test:

Test Site	Equipment		Manufacturer	Model No./Serial No.	Last Cal.
☒Site # 3	X	Loop Antenna	Teseq	HLA6120 / 26739	Jul., 2016
	X	Bilog Antenna	Schaffner Chase	CBL6112B/2673	Sep., 2016
	X	Horn Antenna	Schwarzbeck	BBHA9120D/D305	Sep., 2016
	X	Horn Antenna	Schwarzbeck	BBHA9170/208	Jul., 2016
	X	Pre-Amplifier	Agilent	8447D/2944A09549	Sep., 2016
	X	Spectrum Analyzer	Agilent	E4407B / US39440758	May, 2016
	X	Test Receiver	R & S	ESCS 30/ 825442/018	Sep., 2016
	X	Coaxial Cable	QuieTek	QTK-CABLE/ CAB5	Feb., 2016
	X	Controller	QuieTek	QTK-CONTROLLER/ CTRL3	N/A
	X	Coaxial Switch	Anritsu	MP59B/6200265729	N/A

Test Site	Equipment		Manufacturer	Model No./Serial No.	Last Cal.
☒CB # 8	X	Spectrum Analyzer	R&S	FSP40/ 100339	Oct, 2015
	X	Horn Antenna	ETS-Lindgren	3117/ 35205	Mar, 2016
	X	Horn Antenna	Schwarzbeck	BBHA9170/209	Jan, 2016
	X	Horn Antenna	TRC	AH-0801/95051	Aug, 2016
	X	Pre-Amplifier	EMCI	EMC012630SE/980210	Jan, 2016
	X	Pre-Amplifier	MITEQ	JS41-001040000-58-5P/153945	Jul, 2016
	X	Pre-Amplifier	NARDA	DBL-1840N506/013	Jul, 2016

Note: 1. All equipments are calibrated with traceable calibrations. Each calibration is traceable to the national or international standards.
2. The test instruments marked with “X” are used to measure the final test results.

3.2. Test Setup

Below 1GHz

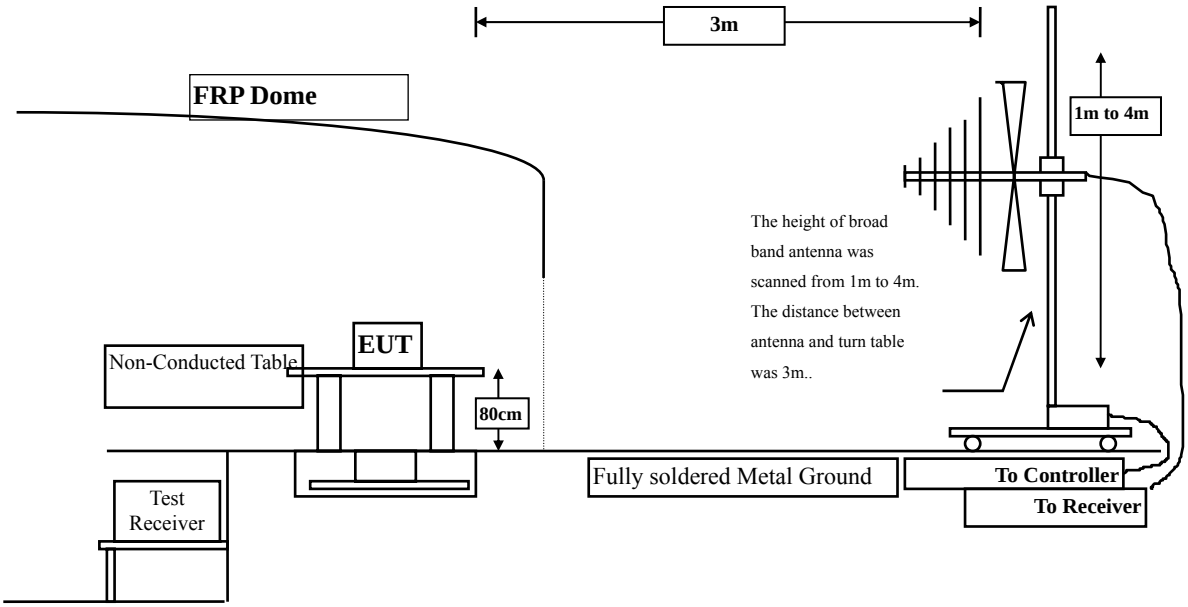

Above 1GHz

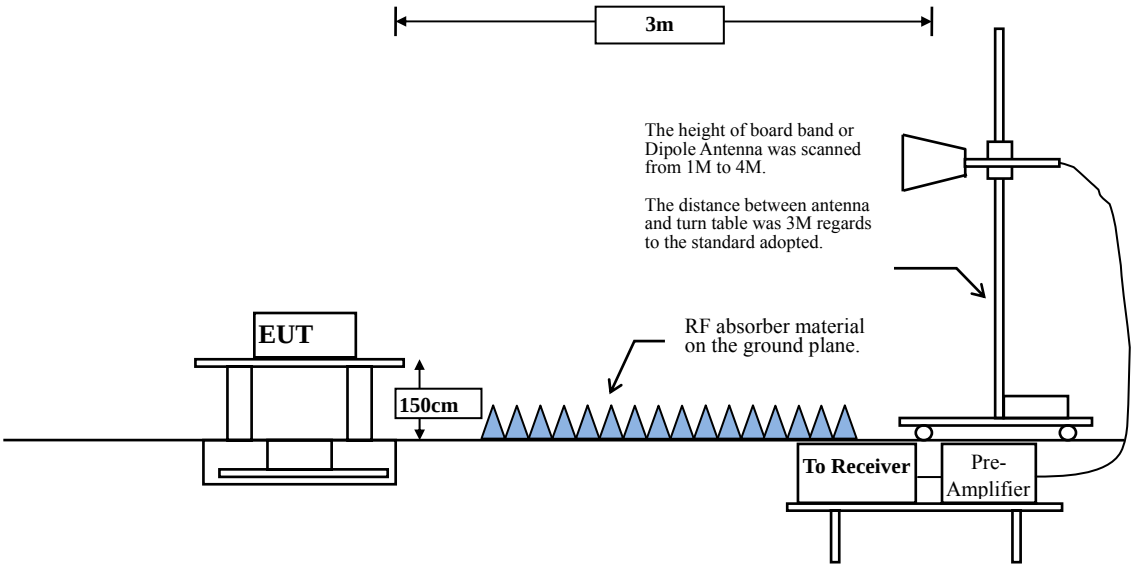

3.3. Limits

Emissions radiated outside of the specified frequency bands, except for harmonics, shall be attenuated by at least 20dB below the level of the fundamental or to the general radiated emission limits in paragraph 15.209, whichever is the lesser attenuation.

FCC Part 15 Subpart C Paragraph 15.209(a) Limits		
Frequency MHz	Field strength (microvolts/meter)	Measurement distance (meter)
0.009-0.490	2400/F(kHz)	300
0.490-1.705	24000/F(kHz)	30
1.705-30	30	30
30-88	100	3
88-216	150	3
216-960	200	3
Above 960	500	3

Remarks: E field strength (dBμV/m) = 20 log E field strength (uV/m)

3.4. Test Procedure

The EUT was setup according to ANSI C63.10, 2013 and tested according to FCC KDB-789033 test procedure for compliance to FCC 47CFR 15. 407 requirements.

Measuring the frequency range below 1GHz, the EUT is placed on a turn table which is 0.8 meter above ground,when measuring the frequency range above 1GHz, the EUT is placed on a turn table which is 1.5 meter above ground.

The turn table is rotated 360 degrees to determine the position of the maximum emission level.

The EUT was positioned such that the distance from antenna to the EUT was 3 meters.

The antenna is scanned between 1 meter and 4 meters to find out the maximum emission level. This is repeated for both horizontal and vertical polarization of the antenna. In order to find the maximum emission, all of the interface cables were manipulated according to ANSI C63.10: 2013 on radiated measurement.

The resolution bandwidth below 30MHz setting on the field strength meter is 9kHz and 30MHz~1GHz is 120kHz and above 1GHz is 1MHz.

Radiated emission measurements below 30MHz are made using Loop Antenna and 30MHz~1GHz are made using broadband Bilog antenna and above 1GHz are made using Horn Antennas.

The measurement is divided into the Preliminary Measurement and the Final Measurement.

The suspected frequencies are searched for in Preliminary Measurement with the measurement antenna kept pointed at the source of the emission both in azimuth and elevation, with the polarization of the antenna oriented for maximum response. The antenna is pointed at an angle towards the source of the emission, and the EUT is rotated in both height and polarization to maximize the measured emission. The emission is kept within the illumination area of the 3 dB bandwidth of the antenna.

The worst radiated emission is measured in the Open Area Test Site on the Final Measurement.

The measurement frequency range form 9kHz - 10th Harmonic of fundamental was investigated.

3.5. Uncertainty

± 3.8 dB below 1GHz

± 3.9 dB above 1GHz

3.6. Test Result of Radiated Emission

The Test date for all Harmonic Radiated Emission is Sep. 23, 2016.

Product : Intel® Dual Band Wireless-AC 8260
Test Item : Harmonic Radiated Emission Data
Test Site : No.3 OATS
Test Mode : Mode 1 SISO A: Transmit (802.11a-6Mbps) (5180MHz)

Frequency MHz	Correct Factor dB	Reading Level dBμV	Measurement Level dBμV/m	Margin dB	Limit dBμV/m
Horizontal					
Peak Detector:					
10360.000	12.930	35.487	48.417	-25.583	74.000
15540.000	*	*	*	*	74.000
20720.000	*	*	*	*	74.000
25900.000	*	*	*	*	74.000
31080.000	*	*	*	*	74.000
36260.000	*	*	*	*	74.000
Average Detector:					
*	*	*	*	*	*
Vertical					
Peak Detector:					
10360.000	13.724	35.992	49.716	-24.284	74.000
15540.000	*	*	*	*	74.000
20720.000	*	*	*	*	74.000
25900.000	*	*	*	*	74.000
31080.000	*	*	*	*	74.000
36260.000	*	*	*	*	74.000
Average Detector:					
*	*	*	*	*	*

Note:

1. All Readings below 1GHz are Quasi-Peak, above 1GHz are performed with peak and/or average measurements as necessary.
2. Peak measurements: RBW = 1MHz, VBW = 3 MHz, Sweep: Auto.
3. Average measurements: RBW = 1MHz, VBW = 10 Hz, Sweep: Auto.
4. Measurement Level = Reading Level + Correct Factor.
5. Correct Factor = Antenna factor + Cable loss –Amplifier gain.
6. The average measurement was not performed when the peak measured data under the limit of average detection.
7. The emission levels of other frequencies are very lower than the limit and not show in test report.

Product : Intel® Dual Band Wireless-AC 8260
Test Item : Harmonic Radiated Emission Data
Test Site : No.3 OATS
Test Mode : Mode 1 SISO A: Transmit (802.11a-6Mbps) (5220MHz)

Frequency MHz	Correct Factor dB	Reading Level dBμV	Measurement Level dBμV/m	Margin dB	Limit dBμV/m
Horizontal					
Peak Detector:					
10440.000	13.322	33.951	47.273	-26.727	74.000
15660.000	*	*	*	*	74.000
20880.000	*	*	*	*	74.000
26100.000	*	*	*	*	74.000
Average Detector:					
*	*	*	*	*	*
Vertical					
Peak Detector:					
10440.000	14.245	34.933	49.178	-24.822	74.000
15660.000	*	*	*	*	74.000
20880.000	*	*	*	*	74.000
26100.000	*	*	*	*	74.000
Average Detector:					
*	*	*	*	*	*

Note:

1. All Readings below 1GHz are Quasi-Peak, above 1GHz are performed with peak and/or average measurements as necessary.
2. Peak measurements: RBW = 1MHz, VBW = 3 MHz, Sweep: Auto.
3. Average measurements: RBW = 1MHz, VBW = 10 Hz, Sweep: Auto.
4. Measurement Level = Reading Level + Correct Factor.
5. Correct Factor = Antenna factor + Cable loss –Amplifier gain.
6. The average measurement was not performed when the peak measured data under the limit of average detection.
7. The emission levels of other frequencies are very lower than the limit and not show in test report.

Product : Intel® Dual Band Wireless-AC 8260
Test Item : Harmonic Radiated Emission Data
Test Site : No.3 OATS
Test Mode : Mode 1 SISO A: Transmit (802.11a-6Mbps) (5240MHz)

Frequency MHz	Correct Factor dB	Reading Level dBμV	Measurement Level dBμV/m	Margin dB	Limit dBμV/m
Horizontal					
Peak Detector:					
10480.000	13.693	35.480	49.174	-24.826	74.000
15720.000	*	*	*	*	74.000
20960.000	*	*	*	*	74.000
26200.000	*	*	*	*	74.000
Average Detector:					
*	*	*	*	*	*
Vertical					
Peak Detector:					
10480.000	14.620	35.797	50.418	-23.582	74.000
15720.000	*	*	*	*	74.000
20960.000	*	*	*	*	74.000
26200.000	*	*	*	*	74.000
Average Detector:					
*	*	*	*	*	*

Note:
1. All Readings below 1GHz are Quasi-Peak, above 1GHz are performed with peak and/or average measurements as necessary.
2. Peak measurements: RBW = 1MHz, VBW = 3 MHz, Sweep: Auto.
3. Average measurements: RBW = 1MHz, VBW = 10 Hz, Sweep: Auto.
4. Measurement Level = Reading Level + Correct Factor.
5. Correct Factor = Antenna factor + Cable loss –Amplifier gain.
6. The average measurement was not performed when the peak measured data under the limit of average detection.
7. The emission levels of other frequencies are very lower than the limit and not show in test report.

Product : Intel® Dual Band Wireless-AC 8260
Test Item : Harmonic Radiated Emission Data
Test Site : No.3 OATS
Test Mode : Mode 1 SISO A: Transmit (802.11a-6Mbps) (5260MHz)

Frequency MHz	Correct Factor dB	Reading Level dBμV	Measurement Level dBμV/m	Margin dB	Limit dBμV/m
Horizontal					
Peak Detector:					
10520.000	14.015	33.148	47.163	-26.837	74.000
15780.000	*	*	*	*	74.000
21040.000	*	*	*	*	74.000
26300.000	*	*	*	*	74.000
Average Detector:					
*	*	*	*	*	*
Vertical					
Peak Detector:					
10520.000	14.818	35.458	50.276	-23.724	74.000
15780.000	*	*	*	*	74.000
21040.000	*	*	*	*	74.000
26300.000	*	*	*	*	74.000
Average Detector:					
*	*	*	*	*	*

Note:
1. All Readings below 1GHz are Quasi-Peak, above 1GHz are performed with peak and/or average measurements as necessary.
2. Peak measurements: RBW = 1MHz, VBW = 3 MHz, Sweep: Auto.
3. Average measurements: RBW = 1MHz, VBW = 10 Hz, Sweep: Auto.
4. Measurement Level = Reading Level + Correct Factor.
5. Correct Factor = Antenna factor + Cable loss –Amplifier gain.
6. The average measurement was not performed when the peak measured data under the limit of average detection.
7. The emission levels of other frequencies are very lower than the limit and not show in test report.

Product : Intel® Dual Band Wireless-AC 8260
Test Item : Harmonic Radiated Emission Data
Test Site : No.3 OATS
Test Mode : Mode 1 SISO A: Transmit (802.11a-6Mbps) (5300MHz)

Frequency MHz	Correct Factor dB	Reading Level dBμV	Measurement Level dBμV/m	Margin dB	Limit dBμV/m
Horizontal					
Peak Detector:					
10600.000	14.550	34.730	49.279	-24.721	74.000
15900.000	*	*	*	*	74.000
21200.000	*	*	*	*	74.000
26500.000	*	*	*	*	74.000
Average Detector:					
*	*	*	*	*	*
Vertical					
Peak Detector:					
10600.000	14.881	37.066	51.947	-22.053	74.000
15900.000	*	*	*	*	74.000
21200.000	*	*	*	*	74.000
26500.000	*	*	*	*	74.000
Average Detector:					
*	*	*	*	*	*

Note:
1. All Readings below 1GHz are Quasi-Peak, above 1GHz are performed with peak and/or average measurements as necessary.
2. Peak measurements: RBW = 1MHz, VBW = 3 MHz, Sweep: Auto.
3. Average measurements: RBW = 1MHz, VBW = 10 Hz, Sweep: Auto.
4. Measurement Level = Reading Level + Correct Factor.
5. Correct Factor = Antenna factor + Cable loss –Amplifier gain.
6. The average measurement was not performed when the peak measured data under the limit of average detection.
7. The emission levels of other frequencies are very lower than the limit and not show in test report.

Product : Intel® Dual Band Wireless-AC 8260
Test Item : Harmonic Radiated Emission Data
Test Site : No.3 OATS
Test Mode : Mode 1 SISO A: Transmit (802.11a-6Mbps) (5320MHz)

Frequency MHz	Correct Factor dB	Reading Level dBμV	Measurement Level dBμV/m	Margin dB	Limit dBμV/m
Horizontal					
Peak Detector:					
10640.000	14.690	35.483	50.173	-23.827	74.000
15960.000	*	*	*	*	74.000
21280.000	*	*	*	*	74.000
26600.000	*	*	*	*	74.000
Average Detector:					
*	*	*	*	*	*
Vertical					
Peak Detector:					
10640.000	15.083	36.711	51.794	-22.206	74.000
15960.000	*	*	*	*	74.000
21280.000	*	*	*	*	74.000
26600.000	*	*	*	*	74.000
Average Detector:					
*	*	*	*	*	*

Note:
1. All Readings below 1GHz are Quasi-Peak, above 1GHz are performed with peak and/or average measurements as necessary.
2. Peak measurements: RBW = 1MHz, VBW = 3 MHz, Sweep: Auto.
3. Average measurements: RBW = 1MHz, VBW = 10 Hz, Sweep: Auto.
4. Measurement Level = Reading Level + Correct Factor.
5. Correct Factor = Antenna factor + Cable loss –Amplifier gain.
6. The average measurement was not performed when the peak measured data under the limit of average detection.
7. The emission levels of other frequencies are very lower than the limit and not show in test report.

Product : Intel® Dual Band Wireless-AC 8260
Test Item : Harmonic Radiated Emission Data
Test Site : No.3 OATS
Test Mode : Mode 1 SISO A: Transmit (802.11a-6Mbps) (5500MHz)

Frequency MHz	Correct Factor dB	Reading Level dBμV	Measurement Level dBμV/m	Margin dB	Limit dBμV/m
Horizontal					
Peak Detector:					
11000.000	16.399	32.918	49.317	-24.683	74.000
16500.000	*	*	*	*	74.000
22000.000	*	*	*	*	74.000
27500.000	*	*	*	*	74.000
Average Detector:					
*	*	*	*	*	*
Vertical					
Peak Detector:					
11000.000	17.132	34.717	51.849	-22.151	74.000
16500.000	*	*	*	*	74.000
22000.000	*	*	*	*	74.000
27500.000	*	*	*	*	74.000
Average Detector:					
*	*	*	*	*	*

Note:
1. All Readings below 1GHz are Quasi-Peak, above 1GHz are performed with peak and/or average measurements as necessary.
2. Peak measurements: RBW = 1MHz, VBW = 3 MHz, Sweep: Auto.
3. Average measurements: RBW = 1MHz, VBW = 10 Hz, Sweep: Auto.
4. Measurement Level = Reading Level + Correct Factor.
5. Correct Factor = Antenna factor + Cable loss –Amplifier gain.
6. The average measurement was not performed when the peak measured data under the limit of average detection.
7. The emission levels of other frequencies are very lower than the limit and not show in test report.

Product : Intel® Dual Band Wireless-AC 8260
Test Item : Harmonic Radiated Emission Data
Test Site : No.3 OATS
Test Mode : Mode 1 SISO A: Transmit (802.11a-6Mbps) (5580MHz)

Frequency MHz	Correct Factor dB	Reading Level dBμV	Measurement Level dBμV/m	Margin dB	Limit dBμV/m
Horizontal					
Peak Detector:					
11160.000	16.664	32.596	49.261	-24.739	74.000
16740.000	*	*	*	*	74.000
22320.000	*	*	*	*	74.000
27900.000	*	*	*	*	74.000
Average Detector:					
*	*	*	*	*	*
Vertical					
Peak Detector:					
11160.000	16.664	34.817	51.482	-22.518	74.000
16740.000	*	*	*	*	74.000
22320.000	*	*	*	*	74.000
27900.000	*	*	*	*	74.000
Average Detector:					
*	*	*	*	*	*

Note:
1. All Readings below 1GHz are Quasi-Peak, above 1GHz are performed with peak and/or average measurements as necessary.
2. Peak measurements: RBW = 1MHz, VBW = 3 MHz, Sweep: Auto.
3. Average measurements: RBW = 1MHz, VBW = 10 Hz, Sweep: Auto.
4. Measurement Level = Reading Level + Correct Factor.
5. Correct Factor = Antenna factor + Cable loss –Amplifier gain.
6. The average measurement was not performed when the peak measured data under the limit of average detection.
7. The emission levels of other frequencies are very lower than the limit and not show in test report.

Product : Intel® Dual Band Wireless-AC 8260
Test Item : Harmonic Radiated Emission Data
Test Site : No.3 OATS
Test Mode : Mode 1 SISO A: Transmit (802.11a-6Mbps) (5700MHz)

Frequency MHz	Correct Factor dB	Reading Level dBμV	Measurement Level dBμV/m	Margin dB	Limit dBμV/m
Horizontal					
Peak Detector:					
11400.000	16.530	33.288	49.819	-24.181	74.000
17100.000	*	*	*	*	74.000
22800.000	*	*	*	*	74.000
28500.000	*	*	*	*	74.000
Average Detector:					
*	*	*	*	*	*
Vertical					
Peak Detector:					
11400.000	17.138	35.035	52.173	-21.827	74.000
17100.000	*	*	*	*	74.000
22800.000	*	*	*	*	74.000
28500.000	*	*	*	*	74.000
Average Detector:					
*	*	*	*	*	*

Note:
1. All Readings below 1GHz are Quasi-Peak, above 1GHz are performed with peak and/or average measurements as necessary.
2. Peak measurements: RBW = 1MHz, VBW = 3 MHz, Sweep: Auto.
3. Average measurements: RBW = 1MHz, VBW = 10 Hz, Sweep: Auto.
4. Measurement Level = Reading Level + Correct Factor.
5. Correct Factor = Antenna factor + Cable loss –Amplifier gain.
6. The average measurement was not performed when the peak measured data under the limit of average detection.
7. The emission levels of other frequencies are very lower than the limit and not show in test report.

Product : Intel® Dual Band Wireless-AC 8260
Test Item : Harmonic Radiated Emission Data
Test Site : No.3 OATS
Test Mode : Mode 1 SISO A: Transmit (802.11a-6Mbps) (5745MHz)

Frequency MHz	Correct Factor dB	Reading Level dBμV	Measurement Level dBμV/m	Margin dB	Limit dBμV/m
Horizontal					
Peak Detector:					
11490.000	17.106	35.618	52.724	-21.276	74.000
17235.000	*	*	*	*	74.000
22980.000	*	*	*	*	74.000
28725.000	*	*	*	*	74.000
Average Detector:					
*	*	*	*	*	*
Vertical					
Peak Detector:					
11490.000	18.034	35.138	53.172	-20.828	74.000
17235.000	*	*	*	*	74.000
22980.000	*	*	*	*	74.000
28725.000	*	*	*	*	74.000
Average Detector:					
*	*	*	*	*	*

Note:
1. All Readings below 1GHz are Quasi-Peak, above 1GHz are performed with peak and/or average measurements as necessary.
2. Peak measurements: RBW = 1MHz, VBW = 3 MHz, Sweep: Auto.
3. Average measurements: RBW = 1MHz, VBW = 10 Hz, Sweep: Auto.
4. Measurement Level = Reading Level + Correct Factor.
5. Correct Factor = Antenna factor + Cable loss –Amplifier gain.
6. The average measurement was not performed when the peak measured data under the limit of average detection.
7. The emission levels of other frequencies are very lower than the limit and not show in test report.

Product : Intel® Dual Band Wireless-AC 8260
Test Item : Harmonic Radiated Emission Data
Test Site : No.3 OATS
Test Mode : Mode 1 SISO A: Transmit (802.11a-6Mbps) (5785MHz)

Frequency MHz	Correct Factor dB	Reading Level dBμV	Measurement Level dBμV/m	Margin dB	Limit dBμV/m
Horizontal					
Peak Detector:					
11570.000	16.809	34.979	51.788	-22.212	74.000
17355.000	*	*	*	*	74.000
23140.000	*	*	*	*	74.000
28923.000	*	*	*	*	74.000
Average Detector:					
*	*	*	*	*	*
Vertical					
Peak Detector:					
11570.000	17.698	35.736	53.434	-20.566	74.000
17355.000	*	*	*	*	74.000
23140.000	*	*	*	*	74.000
28923.000	*	*	*	*	74.000
Average Detector:					
*	*	*	*	*	*

Note:
1. All Readings below 1GHz are Quasi-Peak, above 1GHz are performed with peak and/or average measurements as necessary.
2. Peak measurements: RBW = 1MHz, VBW = 3 MHz, Sweep: Auto.
3. Average measurements: RBW = 1MHz, VBW = 10 Hz, Sweep: Auto.
4. Measurement Level = Reading Level + Correct Factor.
5. Correct Factor = Antenna factor + Cable loss –Amplifier gain.
6. The average measurement was not performed when the peak measured data under the limit of average detection.
7. The emission levels of other frequencies are very lower than the limit and not show in test report.

Product : Intel® Dual Band Wireless-AC 8260
Test Item : Harmonic Radiated Emission Data
Test Site : No.3 OATS
Test Mode : Mode 1 SISO A: Transmit (802.11a-6Mbps) (5825MHz)

Frequency MHz	Correct Factor dB	Reading Level dBμV	Measurement Level dBμV/m	Margin dB	Limit dBμV/m
Horizontal					
Peak Detector:					
11650.000	16.158	35.735	51.893	-22.107	74.000
17475.000	*	*	*	*	74.000
23300.000	*	*	*	*	74.000
29125.000	*	*	*	*	74.000
Average Detector:					
*	*	*	*	*	*
Vertical					
Peak Detector:					
11650.000	17.274	35.076	52.350	-21.650	74.000
17475.000	*	*	*	*	74.000
23300.000	*	*	*	*	74.000
29125.000	*	*	*	*	74.000
Average Detector:					
*	*	*	*	*	*

Note:
1. All Readings below 1GHz are Quasi-Peak, above 1GHz are performed with peak and/or average measurements as necessary.
2. Peak measurements: RBW = 1MHz, VBW = 3 MHz, Sweep: Auto.
3. Average measurements: RBW = 1MHz, VBW = 10 Hz, Sweep: Auto.
4. Measurement Level = Reading Level + Correct Factor.
5. Correct Factor = Antenna factor + Cable loss –Amplifier gain.
6. The average measurement was not performed when the peak measured data under the limit of average detection.
7. The emission levels of other frequencies are very lower than the limit and not show in test report.

Product : Intel® Dual Band Wireless-AC 8260
Test Item : Harmonic Radiated Emission Data
Test Site : No.3 OATS
Test Mode : Mode 1 SISO A: Transmit (802.11n-20BW 7.2Mbps) (5180MHz)

Frequency MHz	Correct Factor dB	Reading Level dBμV	Measurement Level dBμV/m	Margin dB	Limit dBμV/m
Horizontal					
Peak Detector:					
10360.000	12.930	34.364	47.294	-26.706	74.000
15540.000	*	*	*	*	74.000
20720.000	*	*	*	*	74.000
25900.000	*	*	*	*	74.000
Average Detector:					
*	*	*	*	*	*
Vertical					
Peak Detector:					
10360.000	13.724	35.455	49.179	-24.821	74.000
15540.000	*	*	*	*	74.000
20720.000	*	*	*	*	74.000
25900.000	*	*	*	*	74.000
Average Detector:					
*	*	*	*	*	*

Note:
1. All Readings below 1GHz are Quasi-Peak, above 1GHz are performed with peak and/or average measurements as necessary.
2. Peak measurements: RBW = 1MHz, VBW = 3 MHz, Sweep: Auto.
3. Average measurements: RBW = 1MHz, VBW = 10 Hz, Sweep: Auto.
4. Measurement Level = Reading Level + Correct Factor.
5. Correct Factor = Antenna factor + Cable loss –Amplifier gain.
6. The average measurement was not performed when the peak measured data under the limit of average detection.
7. The emission levels of other frequencies are very lower than the limit and not show in test report.

Product : Intel® Dual Band Wireless-AC 8260
Test Item : Harmonic Radiated Emission Data
Test Site : No.3 OATS
Test Mode : Mode 1 SISO A: Transmit (802.11n-20BW 7.2Mbps) (5220MHz)

Frequency MHz	Correct Factor dB	Reading Level dBμV	Measurement Level dBμV/m	Margin dB	Limit dBμV/m
Horizontal					
Peak Detector:					
10440.000	13.322	32.469	45.791	-28.209	74.000
15660.000	*	*	*	*	74.000
20880.000	*	*	*	*	74.000
26100.000	*	*	*	*	74.000
Average Detector:					
*	*	*	*	*	*
Vertical					
Peak Detector:					
10440.000	14.245	34.029	48.274	-25.726	74.000
15660.000	*	*	*	*	74.000
20880.000	*	*	*	*	74.000
26100.000	*	*	*	*	74.000
Average Detector:					
*	*	*	*	*	*

Note:
1. All Readings below 1GHz are Quasi-Peak, above 1GHz are performed with peak and/or average measurements as necessary.
2. Peak measurements: RBW = 1MHz, VBW = 3 MHz, Sweep: Auto.
3. Average measurements: RBW = 1MHz, VBW = 10 Hz, Sweep: Auto.
4. Measurement Level = Reading Level + Correct Factor.
5. Correct Factor = Antenna factor + Cable loss –Amplifier gain.
6. The average measurement was not performed when the peak measured data under the limit of average detection.
7. The emission levels of other frequencies are very lower than the limit and not show in test report.

Product : Intel® Dual Band Wireless-AC 8260
Test Item : Harmonic Radiated Emission Data
Test Site : No.3 OATS
Test Mode : Mode 1 SISO A: Transmit (802.11n-20BW 7.2Mbps) (5240MHz)

Frequency MHz	Correct Factor dB	Reading Level dBμV	Measurement Level dBμV/m	Margin dB	Limit dBμV/m
Horizontal					
Peak Detector:					
10480.000	13.693	34.222	47.916	-26.084	74.000
15720.000	*	*	*	*	74.000
20960.000	*	*	*	*	74.000
26200.000	*	*	*	*	74.000
Average Detector:					
*	*	*	*	*	*
Vertical					
Peak Detector:					
10480.000	14.620	34.730	49.351	-24.649	74.000
15720.000	*	*	*	*	74.000
20960.000	*	*	*	*	74.000
26200.000	*	*	*	*	74.000
Average Detector:					
*	*	*	*	*	*

Note:
1. All Readings below 1GHz are Quasi-Peak, above 1GHz are performed with peak and/or average measurements as necessary.
2. Peak measurements: RBW = 1MHz, VBW = 3 MHz, Sweep: Auto.
3. Average measurements: RBW = 1MHz, VBW = 10 Hz, Sweep: Auto.
4. Measurement Level = Reading Level + Correct Factor.
5. Correct Factor = Antenna factor + Cable loss –Amplifier gain.
6. The average measurement was not performed when the peak measured data under the limit of average detection.
7. The emission levels of other frequencies are very lower than the limit and not show in test report.

Product : Intel® Dual Band Wireless-AC 8260
Test Item : Harmonic Radiated Emission Data
Test Site : No.3 OATS
Test Mode : Mode 1 SISO A: Transmit (802.11n-20BW 7.2Mbps) (5260MHz)

Frequency MHz	Correct Factor dB	Reading Level dBμV	Measurement Level dBμV/m	Margin dB	Limit dBμV/m
Horizontal					
Peak Detector:					
10520.000	14.015	33.371	47.386	-26.614	74.000
15780.000	*	*	*	*	74.000
21040.000	*	*	*	*	74.000
26300.000	*	*	*	*	74.000
Average Detector:					
*	*	*	*	*	*
Vertical					
Peak Detector:					
10520.000	14.818	34.353	49.171	-24.829	74.000
15780.000	*	*	*	*	74.000
21040.000	*	*	*	*	74.000
26300.000	*	*	*	*	74.000
Average Detector:					
*	*	*	*	*	*

Note:
1. All Readings below 1GHz are Quasi-Peak, above 1GHz are performed with peak and/or average measurements as necessary.
2. Peak measurements: RBW = 1MHz, VBW = 3 MHz, Sweep: Auto.
3. Average measurements: RBW = 1MHz, VBW = 10 Hz, Sweep: Auto.
4. Measurement Level = Reading Level + Correct Factor.
5. Correct Factor = Antenna factor + Cable loss –Amplifier gain.
6. The average measurement was not performed when the peak measured data under the limit of average detection.
7. The emission levels of other frequencies are very lower than the limit and not show in test report.

Product : Intel® Dual Band Wireless-AC 8260
Test Item : Harmonic Radiated Emission Data
Test Site : No.3 OATS
Test Mode : Mode 1 SISO A: Transmit (802.11n-20BW 7.2Mbps) (5300MHz)

Frequency MHz	Correct Factor dB	Reading Level dBμV	Measurement Level dBμV/m	Margin dB	Limit dBμV/m
Horizontal					
Peak Detector:					
10600.000	14.550	34.242	48.791	-25.209	74.000
15900.000	*	*	*	*	74.000
21200.000	*	*	*	*	74.000
26500.000	*	*	*	*	74.000
Average Detector:					
*	*	*	*	*	*
Vertical					
Peak Detector:					
10600.000	14.881	36.610	51.491	-22.509	74.000
15900.000	*	*	*	*	74.000
21200.000	*	*	*	*	74.000
26500.000	*	*	*	*	74.000
Average Detector:					
*	*	*	*	*	*

Note:
1. All Readings below 1GHz are Quasi-Peak, above 1GHz are performed with peak and/or average measurements as necessary.
2. Peak measurements: RBW = 1MHz, VBW = 3 MHz, Sweep: Auto.
3. Average measurements: RBW = 1MHz, VBW = 10 Hz, Sweep: Auto.
4. Measurement Level = Reading Level + Correct Factor.
5. Correct Factor = Antenna factor + Cable loss –Amplifier gain.
6. The average measurement was not performed when the peak measured data under the limit of average detection.
7. The emission levels of other frequencies are very lower than the limit and not show in test report.

Product : Intel® Dual Band Wireless-AC 8260
Test Item : Harmonic Radiated Emission Data
Test Site : No.3 OATS
Test Mode : Mode 1 SISO A: Transmit (802.11n-20BW 7.2Mbps) (5320MHz)

Frequency MHz	Correct Factor dB	Reading Level dBμV	Measurement Level dBμV/m	Margin dB	Limit dBμV/m
Horizontal					
Peak Detector:					
10640.000	14.690	34.482	49.172	-24.828	74.000
15960.000	*	*	*	*	74.000
21280.000	*	*	*	*	74.000
26600.000	*	*	*	*	74.000
Average Detector:					
*	*	*	*	*	*
Vertical					
Peak Detector:					
10640.000	15.083	35.811	50.894	-23.106	74.000
15960.000	*	*	*	*	74.000
21280.000	*	*	*	*	74.000
26600.000	*	*	*	*	74.000
Average Detector:					
*	*	*	*	*	*

Note:
1. All Readings below 1GHz are Quasi-Peak, above 1GHz are performed with peak and/or average measurements as necessary.
2. Peak measurements: RBW = 1MHz, VBW = 3 MHz, Sweep: Auto.
3. Average measurements: RBW = 1MHz, VBW = 10 Hz, Sweep: Auto.
4. Measurement Level = Reading Level + Correct Factor.
5. Correct Factor = Antenna factor + Cable loss –Amplifier gain.
6. The average measurement was not performed when the peak measured data under the limit of average detection.
7. The emission levels of other frequencies are very lower than the limit and not show in test report.

Product : Intel® Dual Band Wireless-AC 8260
Test Item : Harmonic Radiated Emission Data
Test Site : No.3 OATS
Test Mode : Mode 1 SISO A: Transmit (802.11n-20BW 7.2Mbps) (5500MHz)

Frequency MHz	Correct Factor dB	Reading Level dBμV	Measurement Level dBμV/m	Margin dB	Limit dBμV/m
Horizontal					
Peak Detector:					
11000.000	16.399	32.682	49.081	-24.919	74.000
16500.000	*	*	*	*	74.000
22000.000	*	*	*	*	74.000
27500.000	*	*	*	*	74.000
Average Detector:					
*	*	*	*	*	*
Vertical					
Peak Detector:					
11000.000	17.132	33.741	50.873	-23.127	74.000
16500.000	*	*	*	*	74.000
22000.000	*	*	*	*	74.000
27500.000	*	*	*	*	74.000
Average Detector:					
*	*	*	*	*	*

Note:
1. All Readings below 1GHz are Quasi-Peak, above 1GHz are performed with peak and/or average measurements as necessary.
2. Peak measurements: RBW = 1MHz, VBW = 3 MHz, Sweep: Auto.
3. Average measurements: RBW = 1MHz, VBW = 10 Hz, Sweep: Auto.
4. Measurement Level = Reading Level + Correct Factor.
5. Correct Factor = Antenna factor + Cable loss –Amplifier gain.
6. The average measurement was not performed when the peak measured data under the limit of average detection.
7. The emission levels of other frequencies are very lower than the limit and not show in test report.

Product : Intel® Dual Band Wireless-AC 8260
Test Item : Harmonic Radiated Emission Data
Test Site : No.3 OATS
Test Mode : Mode 1 SISO A: Transmit (802.11n-20BW 7.2Mbps) (5580MHz)

Frequency MHz	Correct Factor dB	Reading Level dBμV	Measurement Level dBμV/m	Margin dB	Limit dBμV/m
Horizontal					
Peak Detector:					
11160.000	16.664	31.507	48.172	-25.828	74.000
16740.000	*	*	*	*	74.000
22320.000	*	*	*	*	74.000
27900.000	*	*	*	*	74.000
Average Detector:					
*	*	*	*	*	*
Vertical					
Peak Detector:					
11160.000	17.643	33.304	50.947	-23.053	74.000
16740.000	*	*	*	*	74.000
22320.000	*	*	*	*	74.000
27900.000	*	*	*	*	74.000
Average Detector:					
*	*	*	*	*	*

Note:
1. All Readings below 1GHz are Quasi-Peak, above 1GHz are performed with peak and/or average measurements as necessary.
2. Peak measurements: RBW = 1MHz, VBW = 3 MHz, Sweep: Auto.
3. Average measurements: RBW = 1MHz, VBW = 10 Hz, Sweep: Auto.
4. Measurement Level = Reading Level + Correct Factor.
5. Correct Factor = Antenna factor + Cable loss –Amplifier gain.
6. The average measurement was not performed when the peak measured data under the limit of average detection.
7. The emission levels of other frequencies are very lower than the limit and not show in test report.

Product : Intel® Dual Band Wireless-AC 8260
Test Item : Harmonic Radiated Emission Data
Test Site : No.3 OATS
Test Mode : Mode 1 SISO A: Transmit (802.11n-20BW 7.2Mbps) (5700MHz)

Frequency MHz	Correct Factor dB	Reading Level dBμV	Measurement Level dBμV/m	Margin dB	Limit dBμV/m
Horizontal					
Peak Detector:					
11400.000	16.530	32.386	48.917	-25.083	74.000
17100.000	*	*	*	*	74.000
22800.000	*	*	*	*	74.000
28500.000	*	*	*	*	74.000
Average Detector:					
*	*	*	*	*	*
Vertical					
Peak Detector:					
11400.000	17.138	35.946	53.084	-20.916	74.000
17100.000	*	*	*	*	74.000
22800.000	*	*	*	*	74.000
28500.000	*	*	*	*	74.000
Average Detector:					
*	*	*	*	*	*

Note:

1. All Readings below 1GHz are Quasi-Peak, above 1GHz are performed with peak and/or average measurements as necessary.
2. Peak measurements: RBW = 1MHz, VBW = 3 MHz, Sweep: Auto.
3. Average measurements: RBW = 1MHz, VBW = 10 Hz, Sweep: Auto.
4. Measurement Level = Reading Level + Correct Factor.
5. Correct Factor = Antenna factor + Cable loss –Amplifier gain.
6. The average measurement was not performed when the peak measured data under the limit of average detection.
7. The emission levels of other frequencies are very lower than the limit and not show in test report.

Product : Intel® Dual Band Wireless-AC 8260
Test Item : Harmonic Radiated Emission Data
Test Site : No.3 OATS
Test Mode : Mode 1 SISO A: Transmit (802.11n-20BW 7.2Mbps) (5745MHz)

Frequency MHz	Correct Factor dB	Reading Level dBμV	Measurement Level dBμV/m	Margin dB	Limit dBμV/m
Horizontal					
Peak Detector:					
11490.000	17.106	34.669	51.775	-22.225	74.000
17235.000	*	*	*	*	74.000
22980.000	*	*	*	*	74.000
28725.000	*	*	*	*	74.000
Average Detector:					
*	*	*	*	*	*
Vertical					
Peak Detector:					
11490.000	18.034	34.439	52.473	-21.527	74.000
17235.000	*	*	*	*	74.000
22980.000	*	*	*	*	74.000
28725.000	*	*	*	*	74.000
Average Detector:					
*	*	*	*	*	*

Note:
1. All Readings below 1GHz are Quasi-Peak, above 1GHz are performed with peak and/or average measurements as necessary.
2. Peak measurements: RBW = 1MHz, VBW = 3 MHz, Sweep: Auto.
3. Average measurements: RBW = 1MHz, VBW = 10 Hz, Sweep: Auto.
4. Measurement Level = Reading Level + Correct Factor.
5. Correct Factor = Antenna factor + Cable loss –Amplifier gain.
6. The average measurement was not performed when the peak measured data under the limit of average detection.
7. The emission levels of other frequencies are very lower than the limit and not show in test report.

Product : Intel® Dual Band Wireless-AC 8260
Test Item : Harmonic Radiated Emission Data
Test Site : No.3 OATS
Test Mode : Mode 1 SISO A: Transmit (802.11n-20BW 7.2Mbps) (5785MHz)

Frequency MHz	Correct Factor dB	Reading Level dBμV	Measurement Level dBμV/m	Margin dB	Limit dBμV/m
Horizontal					
Peak Detector:					
11570.000	16.809	35.580	52.389	-21.611	74.000
17355.000	*	*	*	*	74.000
23140.000	*	*	*	*	74.000
28923.000	*	*	*	*	74.000
Average Detector:					
*	*	*	*	*	*
Vertical					
Peak Detector:					
11570.000	17.698	35.451	53.149	-20.851	74.000
17355.000	*	*	*	*	74.000
23140.000	*	*	*	*	74.000
28923.000	*	*	*	*	74.000
Average Detector:					
*	*	*	*	*	*

Note:
1. All Readings below 1GHz are Quasi-Peak, above 1GHz are performed with peak and/or average measurements as necessary.
2. Peak measurements: RBW = 1MHz, VBW = 3 MHz, Sweep: Auto.
3. Average measurements: RBW = 1MHz, VBW = 10 Hz, Sweep: Auto.
4. Measurement Level = Reading Level + Correct Factor.
5. Correct Factor = Antenna factor + Cable loss –Amplifier gain.
6. The average measurement was not performed when the peak measured data under the limit of average detection.
7. The emission levels of other frequencies are very lower than the limit and not show in test report.

Product : Intel® Dual Band Wireless-AC 8260
Test Item : Harmonic Radiated Emission Data
Test Site : No.3 OATS
Test Mode : Mode 1 SISO A: Transmit (802.11n-20BW 7.2Mbps) (5825MHz)

Frequency MHz	Correct Factor dB	Reading Level dBμV	Measurement Level dBμV/m	Margin dB	Limit dBμV/m
Horizontal					
Peak Detector:					
11650.000	16.158	35.378	51.536	-22.464	74.000
17475.000	*	*	*	*	74.000
23300.000	*	*	*	*	74.000
29125.000	*	*	*	*	74.000
Average Detector:					
*	*	*	*	*	*
Vertical					
Peak Detector:					
11650.000	17.274	35.220	52.495	-21.505	74.000
17475.000	*	*	*	*	74.000
23300.000	*	*	*	*	74.000
29125.000	*	*	*	*	74.000
Average Detector:					
*	*	*	*	*	*

Note:
1. All Readings below 1GHz are Quasi-Peak, above 1GHz are performed with peak and/or average measurements as necessary.
2. Peak measurements: RBW = 1MHz, VBW = 3 MHz, Sweep: Auto.
3. Average measurements: RBW = 1MHz, VBW = 10 Hz, Sweep: Auto.
4. Measurement Level = Reading Level + Correct Factor.
5. Correct Factor = Antenna factor + Cable loss –Amplifier gain.
6. The average measurement was not performed when the peak measured data under the limit of average detection.
7. The emission levels of other frequencies are very lower than the limit and not show in test report.

Product : Intel® Dual Band Wireless-AC 8260
Test Item : Harmonic Radiated Emission Data
Test Site : No.3 OATS
Test Mode : Mode 1 SISO A: Transmit (802.11n-40BW 15Mbps) (5190MHz)

Frequency MHz	Correct Factor dB	Reading Level dBμV	Measurement Level dBμV/m	Margin dB	Limit dBμV/m
Horizontal					
Peak Detector:					
10380.000	12.939	33.452	46.391	-27.609	74.000
15570.000	*	*	*	*	74.000
20760.000	*	*	*	*	74.000
25950.000	*	*	*	*	74.000
Average Detector:					
*	*	*	*	*	*
Vertical					
Peak Detector:					
10380.000	13.796	35.376	49.172	-24.828	74.000
15570.000	*	*	*	*	74.000
20760.000	*	*	*	*	74.000
25950.000	*	*	*	*	74.000
Average Detector:					
*	*	*	*	*	*

Note:
1. All Readings below 1GHz are Quasi-Peak, above 1GHz are performed with peak and/or average measurements as necessary.
2. Peak measurements: RBW = 1MHz, VBW = 3 MHz, Sweep: Auto.
3. Average measurements: RBW = 1MHz, VBW = 10 Hz, Sweep: Auto.
4. Measurement Level = Reading Level + Correct Factor.
5. Correct Factor = Antenna factor + Cable loss –Amplifier gain.
6. The average measurement was not performed when the peak measured data under the limit of average detection.
7. The emission levels of other frequencies are very lower than the limit and not show in test report.

Product : Intel® Dual Band Wireless-AC 8260
Test Item : Harmonic Radiated Emission Data
Test Site : No.3 OATS
Test Mode : Mode 1 SISO A: Transmit (802.11n-40BW 15Mbps) (5230MHz)

Frequency MHz	Correct Factor dB	Reading Level dBμV	Measurement Level dBμV/m	Margin dB	Limit dBμV/m
Horizontal					
Peak Detector:					
10460.000	13.508	32.261	45.769	-28.231	74.000
15690.000	*	*	*	*	74.000
20920.000	*	*	*	*	74.000
26150.000	*	*	*	*	74.000
Average Detector:					
*	*	*	*	*	*
Vertical					
Peak Detector:					
10460.000	14.433	33.386	47.819	-26.181	74.000
15690.000	*	*	*	*	74.000
20920.000	*	*	*	*	74.000
26150.000	*	*	*	*	74.000
Average Detector:					
*	*	*	*	*	*

Note:
1. All Readings below 1GHz are Quasi-Peak, above 1GHz are performed with peak and/or average measurements as necessary.
2. Peak measurements: RBW = 1MHz, VBW = 3 MHz, Sweep: Auto.
3. Average measurements: RBW = 1MHz, VBW = 10 Hz, Sweep: Auto.
4. Measurement Level = Reading Level + Correct Factor.
5. Correct Factor = Antenna factor + Cable loss –Amplifier gain.
6. The average measurement was not performed when the peak measured data under the limit of average detection.
7. The emission levels of other frequencies are very lower than the limit and not show in test report.

Product : Intel® Dual Band Wireless-AC 8260
Test Item : Harmonic Radiated Emission Data
Test Site : No.3 OATS
Test Mode : Mode 1 SISO A: Transmit (802.11n-40BW 15Mbps) (5270MHz)

Frequency MHz	Correct Factor dB	Reading Level dBμV	Measurement Level dBμV/m	Margin dB	Limit dBμV/m
Horizontal					
Peak Detector:					
10540.000	14.151	34.022	48.172	-25.828	74.000
15810.000	*	*	*	*	74.000
21080.000	*	*	*	*	74.000
26350.000	*	*	*	*	74.000
Average Detector:					
*	*	*	*	*	*
Vertical					
Peak Detector:					
10540.000	14.829	36.563	51.391	-22.609	74.000
15810.000	*	*	*	*	74.000
21080.000	*	*	*	*	74.000
26350.000	*	*	*	*	74.000
Average Detector:					
*	*	*	*	*	*

Note:
1. All Readings below 1GHz are Quasi-Peak, above 1GHz are performed with peak and/or average measurements as necessary.
2. Peak measurements: RBW = 1MHz, VBW = 3 MHz, Sweep: Auto.
3. Average measurements: RBW = 1MHz, VBW = 10 Hz, Sweep: Auto.
4. Measurement Level = Reading Level + Correct Factor.
5. Correct Factor = Antenna factor + Cable loss –Amplifier gain.
6. The average measurement was not performed when the peak measured data under the limit of average detection.
7. The emission levels of other frequencies are very lower than the limit and not show in test report.

Product : Intel® Dual Band Wireless-AC 8260
Test Item : Harmonic Radiated Emission Data
Test Site : No.3 OATS
Test Mode : Mode 1 SISO A: Transmit (802.11n-40BW 15Mbps) (5310MHz)

Frequency MHz	Correct Factor dB	Reading Level dBμV	Measurement Level dBμV/m	Margin dB	Limit dBμV/m
Horizontal					
Peak Detector:					
10620.000	14.623	34.171	48.794	-25.206	74.000
15930.000	*	*	*	*	74.000
21240.000	*	*	*	*	74.000
26550.000	*	*	*	*	74.000
Average Detector:					
*	*	*	*	*	*
Vertical					
Peak Detector:					
10620.000	14.970	35.997	50.967	-23.033	74.000
15930.000	*	*	*	*	74.000
21240.000	*	*	*	*	74.000
26550.000	*	*	*	*	74.000
Average Detector:					
*	*	*	*	*	*

Note:
1. All Readings below 1GHz are Quasi-Peak, above 1GHz are performed with peak and/or average measurements as necessary.
2. Peak measurements: RBW = 1MHz, VBW = 3 MHz, Sweep: Auto.
3. Average measurements: RBW = 1MHz, VBW = 10 Hz, Sweep: Auto.
4. Measurement Level = Reading Level + Correct Factor.
5. Correct Factor = Antenna factor + Cable loss –Amplifier gain.
6. The average measurement was not performed when the peak measured data under the limit of average detection.
7. The emission levels of other frequencies are very lower than the limit and not show in test report.

Product : Intel® Dual Band Wireless-AC 8260
Test Item : Harmonic Radiated Emission Data
Test Site : No.3 OATS
Test Mode : Mode 1 SISO A: Transmit (802.11n-40BW 15Mbps) (5510MHz)

Frequency MHz	Correct Factor dB	Reading Level dBμV	Measurement Level dBμV/m	Margin dB	Limit dBμV/m
Horizontal					
Peak Detector:					
11020.000	16.474	31.419	47.892	-26.108	74.000
15930.000	*	*	*	*	74.000
21240.000	*	*	*	*	74.000
26550.000	*	*	*	*	74.000
Average Detector:					
*	*	*	*	*	*
Vertical					
Peak Detector:					
11020.000	17.224	33.469	50.693	-23.307	74.000
15930.000	*	*	*	*	74.000
21240.000	*	*	*	*	74.000
26550.000	*	*	*	*	74.000
Average Detector:					
*	*	*	*	*	*

Note:
1. All Readings below 1GHz are Quasi-Peak, above 1GHz are performed with peak and/or average measurements as necessary.
2. Peak measurements: RBW = 1MHz, VBW = 3 MHz, Sweep: Auto.
3. Average measurements: RBW = 1MHz, VBW = 10 Hz, Sweep: Auto.
4. Measurement Level = Reading Level + Correct Factor.
5. Correct Factor = Antenna factor + Cable loss –Amplifier gain.
6. The average measurement was not performed when the peak measured data under the limit of average detection.
7. The emission levels of other frequencies are very lower than the limit and not show in test report.

Product : Intel® Dual Band Wireless-AC 8260
Test Item : Harmonic Radiated Emission Data
Test Site : No.3 OATS
Test Mode : Mode 1 SISO A: Transmit (802.11n-40BW 15Mbps) (5550MHz)

Frequency MHz	Correct Factor dB	Reading Level dBμV	Measurement Level dBμV/m	Margin dB	Limit dBμV/m
Horizontal					
Peak Detector:					
11100.000	16.681	32.492	49.173	-24.827	74.000
16770.000	*	*	*	*	74.000
22360.000	*	*	*	*	74.000
27950.000	*	*	*	*	74.000
Average Detector:					
*	*	*	*	*	*
Vertical					
Peak Detector:					
11100.000	17.523	34.571	52.094	-21.906	74.000
16770.000	*	*	*	*	74.000
22360.000	*	*	*	*	74.000
27950.000	*	*	*	*	74.000
Average Detector:					
*	*	*	*	*	*

Note:
1. All Readings below 1GHz are Quasi-Peak, above 1GHz are performed with peak and/or average measurements as necessary.
2. Peak measurements: RBW = 1MHz, VBW = 3 MHz, Sweep: Auto.
3. Average measurements: RBW = 1MHz, VBW = 10 Hz, Sweep: Auto.
4. Measurement Level = Reading Level + Correct Factor.
5. Correct Factor = Antenna factor + Cable loss –Amplifier gain.
6. The average measurement was not performed when the peak measured data under the limit of average detection.
7. The emission levels of other frequencies are very lower than the limit and not show in test report.

Product : Intel® Dual Band Wireless-AC 8260
Test Item : Harmonic Radiated Emission Data
Test Site : No.3 OATS
Test Mode : Mode 1 SISO A: Transmit (802.11n-40BW 15Mbps) (5670MHz)

Frequency MHz	Correct Factor dB	Reading Level dBμV	Measurement Level dBμV/m	Margin dB	Limit dBμV/m
Horizontal					
Peak Detector:					
11340.000	16.408	33.964	50.371	-23.629	74.000
17010.000	*	*	*	*	74.000
22680.000	*	*	*	*	74.000
28350.000	*	*	*	*	74.000
Average Detector:					
*	*	*	*	*	*
Vertical					
Peak Detector:					
11340.000	17.167	34.627	51.794	-22.206	74.000
17010.000	*	*	*	*	74.000
22680.000	*	*	*	*	74.000
28350.000	*	*	*	*	74.000
Average Detector:					
*	*	*	*	*	*

Note:
1. All Readings below 1GHz are Quasi-Peak, above 1GHz are performed with peak and/or average measurements as necessary.
2. Peak measurements: RBW = 1MHz, VBW = 3 MHz, Sweep: Auto.
3. Average measurements: RBW = 1MHz, VBW = 10 Hz, Sweep: Auto.
4. Measurement Level = Reading Level + Correct Factor.
5. Correct Factor = Antenna factor + Cable loss –Amplifier gain.
6. The average measurement was not performed when the peak measured data under the limit of average detection.
7. The emission levels of other frequencies are very lower than the limit and not show in test report.

Product : Intel® Dual Band Wireless-AC 8260
Test Item : Harmonic Radiated Emission Data
Test Site : No.3 OATS
Test Mode : Mode 1 SISO A: Transmit (802.11n-40BW 15Mbps) (5755MHz)

Frequency MHz	Correct Factor dB	Reading Level dBμV	Measurement Level dBμV/m	Margin dB	Limit dBμV/m
Horizontal					
Peak Detector:					
11510.000	17.124	35.221	52.345	-21.655	74.000
17265.000	*	*	*	*	74.000
23020.000	*	*	*	*	74.000
28775.000	*	*	*	*	74.000
Average Detector:					
*	*	*	*	*	*
Vertical					
Peak Detector:					
11510.000	18.081	35.078	53.159	-20.841	74.000
17265.000	*	*	*	*	74.000
23020.000	*	*	*	*	74.000
28775.000	*	*	*	*	74.000
Average Detector:					
*	*	*	*	*	*

Note:

1. All Readings below 1GHz are Quasi-Peak, above 1GHz are performed with peak and/or average measurements as necessary.
2. Peak measurements: RBW = 1MHz, VBW = 3 MHz, Sweep: Auto.
3. Average measurements: RBW = 1MHz, VBW = 10 Hz, Sweep: Auto.
4. Measurement Level = Reading Level + Correct Factor.
5. Correct Factor = Antenna factor + Cable loss –Amplifier gain.
6. The average measurement was not performed when the peak measured data under the limit of average detection.
7. The emission levels of other frequencies are very lower than the limit and not show in test report.

Product : Intel® Dual Band Wireless-AC 8260
Test Item : Harmonic Radiated Emission Data
Test Site : No.3 OATS
Test Mode : Mode 1 SISO A: Transmit (802.11n-40BW 15Mbps) (5795MHz)

Frequency MHz	Correct Factor dB	Reading Level dBμV	Measurement Level dBμV/m	Margin dB	Limit dBμV/m
Horizontal					
Peak Detector:					
11590.000	16.701	35.651	52.352	-21.648	74.000
17385.000	*	*	*	*	74.000
23180.000	*	*	*	*	74.000
28975.000	*	*	*	*	74.000
Average Detector:					
*	*	*	*	*	*
Vertical					
Peak Detector:					
11590.000	17.567	35.210	52.777	-21.223	74.000
17385.000	*	*	*	*	74.000
23180.000	*	*	*	*	74.000
28975.000	*	*	*	*	74.000
Average Detector:					
*	*	*	*	*	*

Note:
1. All Readings below 1GHz are Quasi-Peak, above 1GHz are performed with peak and/or average measurements as necessary.
2. Peak measurements: RBW = 1MHz, VBW = 3 MHz, Sweep: Auto.
3. Average measurements: RBW = 1MHz, VBW = 10 Hz, Sweep: Auto.
4. Measurement Level = Reading Level + Correct Factor.
5. Correct Factor = Antenna factor + Cable loss –Amplifier gain.
6. The average measurement was not performed when the peak measured data under the limit of average detection.
7. The emission levels of other frequencies are very lower than the limit and not show in test report.

Product : Intel® Dual Band Wireless-AC 8260
Test Item : Harmonic Radiated Emission Data
Test Site : No.3 OATS
Test Mode : Mode 1 SISO A: Transmit (802.11ac-20BW-7.2Mbps) (5720MHz)

Frequency MHz	Correct Factor dB	Reading Level dBuV	Measurement Level dBuV/m	Margin dB	Limit dBuV/m
Horizontal Peak Detector:					
11440.000	16.779	31.983	48.762	-25.238	74.000
11550.000	*	*	*	*	74.000
17325.000	*	*	*	*	74.000
20720.000	*	*	*	*	74.000
25900.000	*	*	*	*	74.000
31080.000	*	*	*	*	74.000
36260.000	*	*	*	*	74.000
Average Detector:					
*	*	*	*	*	*
Vertical Peak Detector:					
11440.000	17.519	33.264	50.783	-23.217	74.000
11550.000	*	*	*	*	74.000
17325.000	*	*	*	*	74.000
20720.000	*	*	*	*	74.000
25900.000	*	*	*	*	74.000
31080.000	*	*	*	*	74.000
36260.000	*	*	*	*	74.000
Average Detector:					
*	*	*	*	*	*

Note:

1. All Readings below 1GHz are Quasi-Peak, above 1GHz are performed with peak and/or average measurements as necessary.
2. Peak measurements: RBW = 1MHz, VBW = 3 MHz, Sweep: Auto.
3. Average measurements: RBW = 1MHz, VBW = 10 Hz, Sweep: Auto.
4. Measurement Level = Reading Level + Correct Factor.
5. Correct Factor = Antenna factor + Cable loss –Amplifier gain.
6. The average measurement was not performed when the peak measured data under the limit of average detection.
7. The emission levels of other frequencies are very lower than the limit and not show in test report.

Product : Intel® Dual Band Wireless-AC 8260
Test Item : Harmonic Radiated Emission Data
Test Site : No.3 OATS
Test Mode : Mode 1 SISO A: Transmit (802.11ac-40BW-15Mbps) (5710MHz)

Frequency MHz	Correct Factor dB	Reading Level dBuV	Measurement Level dBuV/m	Margin dB	Limit dBuV/m
Horizontal Peak Detector:					
11420.000	16.648	34.735	51.382	-22.618	74.000
11550.000	*	*	*	*	74.000
17325.000	*	*	*	*	74.000
20720.000	*	*	*	*	74.000
25900.000	*	*	*	*	74.000
31080.000	*	*	*	*	74.000
36260.000	*	*	*	*	74.000
Average Detector:					
*	*	*	*	*	*
Vertical Peak Detector:					
11420.000	17.311	34.863	52.173	-21.827	74.000
11550.000	*	*	*	*	74.000
17325.000	*	*	*	*	74.000
20720.000	*	*	*	*	74.000
25900.000	*	*	*	*	74.000
31080.000	*	*	*	*	74.000
36260.000	*	*	*	*	74.000
Average Detector:					
*	*	*	*	*	*

Note:
1. All Readings below 1GHz are Quasi-Peak, above 1GHz are performed with peak and/or average measurements as necessary.
2. Peak measurements: RBW = 1MHz, VBW = 3 MHz, Sweep: Auto.
3. Average measurements: RBW = 1MHz, VBW = 10 Hz, Sweep: Auto.
4. Measurement Level = Reading Level + Correct Factor.
5. Correct Factor = Antenna factor + Cable loss –Amplifier gain.
6. The average measurement was not performed when the peak measured data under the limit of average detection.
7. The emission levels of other frequencies are very lower than the limit and not show in test report.

Product : Intel® Dual Band Wireless-AC 8260
Test Item : Harmonic Radiated Emission Data
Test Site : No.3 OATS
Test Mode : Mode 1 SISO A: Transmit (802.11ac-80BW-32.5Mbps) (5210MHz)

Frequency MHz	Correct Factor dB	Reading Level dBuV	Measurement Level dBuV/m	Margin dB	Limit dBuV/m
Horizontal Peak Detector:					
10420.000	13.135	34.028	47.163	-26.837	74.000
11550.000	*	*	*	*	74.000
17325.000	*	*	*	*	74.000
20720.000	*	*	*	*	74.000
25900.000	*	*	*	*	74.000
31080.000	*	*	*	*	74.000
36260.000	*	*	*	*	74.000
Average Detector:					
*	*	*	*	*	*
Vertical Peak Detector:					
10420.000	14.057	33.911	47.968	-26.032	74.000
11550.000	*	*	*	*	74.000
17325.000	*	*	*	*	74.000
20720.000	*	*	*	*	74.000
25900.000	*	*	*	*	74.000
31080.000	*	*	*	*	74.000
36260.000	*	*	*	*	74.000
Average Detector:					
*	*	*	*	*	*

Note:

1. All Readings below 1GHz are Quasi-Peak, above 1GHz are performed with peak and/or average measurements as necessary.
2. Peak measurements: RBW = 1MHz, VBW = 3 MHz, Sweep: Auto.
3. Average measurements: RBW = 1MHz, VBW = 10 Hz, Sweep: Auto.
4. Measurement Level = Reading Level + Correct Factor.
5. Correct Factor = Antenna factor + Cable loss –Amplifier gain.
6. The average measurement was not performed when the peak measured data under the limit of average detection.
7. The emission levels of other frequencies are very lower than the limit and not show in test report.

Product : Intel® Dual Band Wireless-AC 8260
Test Item : Harmonic Radiated Emission Data
Test Site : No.3 OATS
Test Mode : Mode 1 SISO A: Transmit (802.11ac-80BW-32.5Mbps) (5290MHz)

Frequency MHz	Correct Factor dB	Reading Level dBuV	Measurement Level dBuV/m	Margin dB	Limit dBuV/m
Horizontal Peak Detector:					
10580.000	14.423	34.794	49.217	-24.783	74.000
11550.000	*	*	*	*	74.000
17325.000	*	*	*	*	74.000
20720.000	*	*	*	*	74.000
25900.000	*	*	*	*	74.000
31080.000	*	*	*	*	74.000
36260.000	*	*	*	*	74.000
Average Detector:					
*	*	*	*	*	*
Vertical Peak Detector:					
10580.000	14.849	35.833	50.682	-23.318	74.000
11550.000	*	*	*	*	74.000
17325.000	*	*	*	*	74.000
20720.000	*	*	*	*	74.000
25900.000	*	*	*	*	74.000
31080.000	*	*	*	*	74.000
36260.000	*	*	*	*	74.000
Average Detector:					
*	*	*	*	*	*

Note:

1. All Readings below 1GHz are Quasi-Peak, above 1GHz are performed with peak and/or average measurements as necessary.
2. Peak measurements: RBW = 1MHz, VBW = 3 MHz, Sweep: Auto.
3. Average measurements: RBW = 1MHz, VBW = 10 Hz, Sweep: Auto.
4. Measurement Level = Reading Level + Correct Factor.
5. Correct Factor = Antenna factor + Cable loss –Amplifier gain.
6. The average measurement was not performed when the peak measured data under the limit of average detection.
7. The emission levels of other frequencies are very lower than the limit and not show in test report.

Product : Intel® Dual Band Wireless-AC 8260
Test Item : Harmonic Radiated Emission Data
Test Site : No.3 OATS
Test Mode : Mode 1 SISO A: Transmit (802.11ac-80BW-32.5Mbps) (5530MHz)

Frequency MHz	Correct Factor dB	Reading Level dBuV	Measurement Level dBuV/m	Margin dB	Limit dBuV/m
Horizontal Peak Detector:					
11060.000	16.580	31.333	47.913	-26.087	74.000
11550.000	*	*	*	*	74.000
17325.000	*	*	*	*	74.000
20720.000	*	*	*	*	74.000
25900.000	*	*	*	*	74.000
31080.000	*	*	*	*	74.000
36260.000	*	*	*	*	74.000
Average Detector:					
*	*	*	*	*	*
Vertical Peak Detector:					
11060.000	17.375	33.996	51.371	-22.629	74.000
11550.000	*	*	*	*	74.000
17325.000	*	*	*	*	74.000
20720.000	*	*	*	*	74.000
25900.000	*	*	*	*	74.000
31080.000	*	*	*	*	74.000
36260.000	*	*	*	*	74.000
Average Detector:					
*	*	*	*	*	*

Note:
1. All Readings below 1GHz are Quasi-Peak, above 1GHz are performed with peak and/or average measurements as necessary.
2. Peak measurements: RBW = 1MHz, VBW = 3 MHz, Sweep: Auto.
3. Average measurements: RBW = 1MHz, VBW = 10 Hz, Sweep: Auto.
4. Measurement Level = Reading Level + Correct Factor.
5. Correct Factor = Antenna factor + Cable loss –Amplifier gain.
6. The average measurement was not performed when the peak measured data under the limit of average detection.
7. The emission levels of other frequencies are very lower than the limit and not show in test report.

Product : Intel® Dual Band Wireless-AC 8260
Test Item : Harmonic Radiated Emission Data
Test Site : No.3 OATS
Test Mode : Mode 1 SISO A: Transmit (802.11ac-80BW-32.5Mbps) (5610MHz)

Frequency MHz	Correct Factor dB	Reading Level dBuV	Measurement Level dBuV/m	Margin dB	Limit dBuV/m
Horizontal Peak Detector:					
11220.000	16.589	31.205	47.795	-26.205	74.000
11550.000	*	*	*	*	74.000
17325.000	*	*	*	*	74.000
20720.000	*	*	*	*	74.000
25900.000	*	*	*	*	74.000
31080.000	*	*	*	*	74.000
36260.000	*	*	*	*	74.000
Average Detector:					
*	*	*	*	*	*
Vertical Peak Detector:					
11220.000	17.620	33.872	51.492	-22.508	74.000
11550.000	*	*	*	*	74.000
17325.000	*	*	*	*	74.000
20720.000	*	*	*	*	74.000
25900.000	*	*	*	*	74.000
31080.000	*	*	*	*	74.000
36260.000	*	*	*	*	74.000
Average Detector:					
*	*	*	*	*	*

Note:
1. All Readings below 1GHz are Quasi-Peak, above 1GHz are performed with peak and/or average measurements as necessary.
2. Peak measurements: RBW = 1MHz, VBW = 3 MHz, Sweep: Auto.
3. Average measurements: RBW = 1MHz, VBW = 10 Hz, Sweep: Auto.
4. Measurement Level = Reading Level + Correct Factor.
5. Correct Factor = Antenna factor + Cable loss –Amplifier gain.
6. The average measurement was not performed when the peak measured data under the limit of average detection.
7. The emission levels of other frequencies are very lower than the limit and not show in test report.

Product : Intel® Dual Band Wireless-AC 8260
Test Item : Harmonic Radiated Emission Data
Test Site : No.3 OATS
Test Mode : Mode 1 SISO A: Transmit (802.11ac-80BW-32.5Mbps) (5690MHz)

Frequency MHz	Correct Factor dB	Reading Level dBuV	Measurement Level dBuV/m	Margin dB	Limit dBuV/m
Horizontal					
Peak Detector:					
11380.000	16.480	34.345	50.826	-23.174	74.000
11550.000	*	*	*	*	74.000
17325.000	*	*	*	*	74.000
20720.000	*	*	*	*	74.000
25900.000	*	*	*	*	74.000
31080.000	*	*	*	*	74.000
36260.000	*	*	*	*	74.000
Average Detector:					
*	*	*	*	*	*
Vertical					
Peak Detector:					
11380.000	17.125	34.963	52.089	-21.911	74.000
11550.000	*	*	*	*	74.000
17325.000	*	*	*	*	74.000
20720.000	*	*	*	*	74.000
25900.000	*	*	*	*	74.000
31080.000	*	*	*	*	74.000
36260.000	*	*	*	*	74.000
Average Detector:					
*	*	*	*	*	*

Note:

1. All Readings below 1GHz are Quasi-Peak, above 1GHz are performed with peak and/or average measurements as necessary.
2. Peak measurements: RBW = 1MHz, VBW = 3 MHz, Sweep: Auto.
3. Average measurements: RBW = 1MHz, VBW = 10 Hz, Sweep: Auto.
4. Measurement Level = Reading Level + Correct Factor.
5. Correct Factor = Antenna factor + Cable loss –Amplifier gain.
6. The average measurement was not performed when the peak measured data under the limit of average detection.
7. The emission levels of other frequencies are very lower than the limit and not show in test report.

Product : Intel® Dual Band Wireless-AC 8260
Test Item : Harmonic Radiated Emission Data
Test Site : No.3 OATS
Test Mode : Mode 1 SISO A: Transmit (802.11ac-80BW-32.5Mbps) (5775MHz)

Frequency MHz	Correct Factor dB	Reading Level dBuV	Measurement Level dBuV/m	Margin dB	Limit dBuV/m
Horizontal					
Peak Detector:					
11530.000	17.018	35.732	52.750	-21.250	74.000
17325.000	*	*	*	*	74.000
23100.000	*	*	*	*	74.000
28875.000	*	*	*	*	74.000
34650.000	*	*	*	*	74.000
40425.000	*	*	*	*	74.000
Average Detector:					
*	*	*	*	*	*
Vertical					
Peak Detector:					
11530.000	17.952	35.129	53.081	-20.919	74.000
17325.000	*	*	*	*	74.000
23100.000	*	*	*	*	74.000
28875.000	*	*	*	*	74.000
34650.000	*	*	*	*	74.000
40425.000	*	*	*	*	74.000
Average Detector:					
*	*	*	*	*	*

Note:

1. All Readings below 1GHz are Quasi-Peak, above 1GHz are performed with peak and/or average measurements as necessary.
2. Peak measurements: RBW = 1MHz, VBW = 3 MHz, Sweep: Auto.
3. Average measurements: RBW = 1MHz, VBW = 10 Hz, Sweep: Auto.
4. Measurement Level = Reading Level + Correct Factor.
5. Correct Factor = Antenna factor + Cable loss –Amplifier gain.
6. The average measurement was not performed when the peak measured data under the limit of average detection.
7. The emission levels of other frequencies are very lower than the limit and not show in test report.

Product : Intel® Dual Band Wireless-AC 8260
Test Item : Harmonic Radiated Emission Data
Test Site : No.3 OATS
Test Mode : Mode 2 SISO B: Transmit (802.11a-6Mbps) (5180MHz)

Frequency MHz	Correct Factor dB	Reading Level dBμV	Measurement Level dBμV/m	Margin dB	Limit dBμV/m
Horizontal					
Peak Detector:					
10360.000	12.930	35.262	48.192	-25.808	74.000
15540.000	*	*	*	*	74.000
20720.000	*	*	*	*	74.000
25900.000	*	*	*	*	74.000
31080.000	*	*	*	*	74.000
36260.000	*	*	*	*	74.000
Average Detector:					
*	*	*	*	*	*
Vertical					
Peak Detector:					
10360.000	13.724	35.493	49.217	-24.783	74.000
15540.000	*	*	*	*	74.000
20720.000	*	*	*	*	74.000
25900.000	*	*	*	*	74.000
31080.000	*	*	*	*	74.000
36260.000	*	*	*	*	74.000
Average Detector:					
*	*	*	*	*	*

Note:
1. All Readings below 1GHz are Quasi-Peak, above 1GHz are performed with peak and/or average measurements as necessary.
2. Peak measurements: RBW = 1MHz, VBW = 3 MHz, Sweep: Auto.
3. Average measurements: RBW = 1MHz, VBW = 10 Hz, Sweep: Auto.
4. Measurement Level = Reading Level + Correct Factor.
5. Correct Factor = Antenna factor + Cable loss –Amplifier gain.
6. The average measurement was not performed when the peak measured data under the limit of average detection.
7. The emission levels of other frequencies are very lower than the limit and not show in test report.

Product : Intel® Dual Band Wireless-AC 8260
Test Item : Harmonic Radiated Emission Data
Test Site : No.3 OATS
Test Mode : Mode 2 SISO B: Transmit (802.11a-6Mbps) (5220MHz)

Frequency MHz	Correct Factor dB	Reading Level dBμV	Measurement Level dBμV/m	Margin dB	Limit dBμV/m
Horizontal					
Peak Detector:					
10440.000	13.322	32.469	45.791	-28.209	74.000
15660.000	*	*	*	*	74.000
20880.000	*	*	*	*	74.000
26100.000	*	*	*	*	74.000
Average Detector:					
*	*	*	*	*	*
Vertical					
Peak Detector:					
10440.000	14.245	34.926	49.171	-24.829	74.000
15660.000	*	*	*	*	74.000
20880.000	*	*	*	*	74.000
26100.000	*	*	*	*	74.000
Average Detector:					
*	*	*	*	*	*

Note:
1. All Readings below 1GHz are Quasi-Peak, above 1GHz are performed with peak and/or average measurements as necessary.
2. Peak measurements: RBW = 1MHz, VBW = 3 MHz, Sweep: Auto.
3. Average measurements: RBW = 1MHz, VBW = 10 Hz, Sweep: Auto.
4. Measurement Level = Reading Level + Correct Factor.
5. Correct Factor = Antenna factor + Cable loss –Amplifier gain.
6. The average measurement was not performed when the peak measured data under the limit of average detection.
7. The emission levels of other frequencies are very lower than the limit and not show in test report.

Product : Intel® Dual Band Wireless-AC 8260
Test Item : Harmonic Radiated Emission Data
Test Site : No.3 OATS
Test Mode : Mode 2 SISO B: Transmit (802.11a-6Mbps) (5240MHz)

Frequency MHz	Correct Factor dB	Reading Level dBμV	Measurement Level dBμV/m	Margin dB	Limit dBμV/m
Horizontal					
Peak Detector:					
10480.000	13.693	33.925	47.619	-26.381	74.000
15720.000	*	*	*	*	74.000
20960.000	*	*	*	*	74.000
26200.000	*	*	*	*	74.000
Average Detector:					
*	*	*	*	*	*
Vertical					
Peak Detector:					
10480.000	14.620	35.750	50.371	-23.629	74.000
15720.000	*	*	*	*	74.000
20960.000	*	*	*	*	74.000
26200.000	*	*	*	*	74.000
Average Detector:					
*	*	*	*	*	*

Note:

1. All Readings below 1GHz are Quasi-Peak, above 1GHz are performed with peak and/or average measurements as necessary.
2. Peak measurements: RBW = 1MHz, VBW = 3 MHz, Sweep: Auto.
3. Average measurements: RBW = 1MHz, VBW = 10 Hz, Sweep: Auto.
4. Measurement Level = Reading Level + Correct Factor.
5. Correct Factor = Antenna factor + Cable loss –Amplifier gain.
6. The average measurement was not performed when the peak measured data under the limit of average detection.
7. The emission levels of other frequencies are very lower than the limit and not show in test report.

Product : Intel® Dual Band Wireless-AC 8260
Test Item : Harmonic Radiated Emission Data
Test Site : No.3 OATS
Test Mode : Mode 2 SISO B: Transmit (802.11a-6Mbps) (5260MHz)

Frequency MHz	Correct Factor dB	Reading Level dBμV	Measurement Level dBμV/m	Margin dB	Limit dBμV/m
Horizontal					
Peak Detector:					
10520.000	14.015	33.223	47.238	-26.762	74.000
15780.000	*	*	*	*	74.000
21040.000	*	*	*	*	74.000
26300.000	*	*	*	*	74.000
Average Detector:					
*	*	*	*	*	*
Vertical					
Peak Detector:					
10520.000	14.818	35.055	49.873	-24.127	74.000
15780.000	*	*	*	*	74.000
21040.000	*	*	*	*	74.000
26300.000	*	*	*	*	74.000
Average Detector:					
*	*	*	*	*	*

Note:
1. All Readings below 1GHz are Quasi-Peak, above 1GHz are performed with peak and/or average measurements as necessary.
2. Peak measurements: RBW = 1MHz, VBW = 3 MHz, Sweep: Auto.
3. Average measurements: RBW = 1MHz, VBW = 10 Hz, Sweep: Auto.
4. Measurement Level = Reading Level + Correct Factor.
5. Correct Factor = Antenna factor + Cable loss –Amplifier gain.
6. The average measurement was not performed when the peak measured data under the limit of average detection.
7. The emission levels of other frequencies are very lower than the limit and not show in test report.

Product : Intel® Dual Band Wireless-AC 8260
Test Item : Harmonic Radiated Emission Data
Test Site : No.3 OATS
Test Mode : Mode 2 SISO B: Transmit (802.11a-6Mbps) (5300MHz)

Frequency MHz	Correct Factor dB	Reading Level dBμV	Measurement Level dBμV/m	Margin dB	Limit dBμV/m
Horizontal					
Peak Detector:					
10600.000	14.550	34.742	49.291	-24.709	74.000
15900.000	*	*	*	*	74.000
21200.000	*	*	*	*	74.000
26500.000	*	*	*	*	74.000
Average Detector:					
*	*	*	*	*	*
Vertical					
Peak Detector:					
10600.000	14.881	36.448	51.329	-22.671	74.000
15900.000	*	*	*	*	74.000
21200.000	*	*	*	*	74.000
26500.000	*	*	*	*	74.000
Average Detector:					
*	*	*	*	*	*

Note:
1. All Readings below 1GHz are Quasi-Peak, above 1GHz are performed with peak and/or average measurements as necessary.
2. Peak measurements: RBW = 1MHz, VBW = 3 MHz, Sweep: Auto.
3. Average measurements: RBW = 1MHz, VBW = 10 Hz, Sweep: Auto.
4. Measurement Level = Reading Level + Correct Factor.
5. Correct Factor = Antenna factor + Cable loss –Amplifier gain.
6. The average measurement was not performed when the peak measured data under the limit of average detection.
7. The emission levels of other frequencies are very lower than the limit and not show in test report.

Product : Intel® Dual Band Wireless-AC 8260
Test Item : Harmonic Radiated Emission Data
Test Site : No.3 OATS
Test Mode : Mode 2 SISO B: Transmit (802.11a-6Mbps) (5320MHz)

Frequency MHz	Correct Factor dB	Reading Level dBμV	Measurement Level dBμV/m	Margin dB	Limit dBμV/m
Horizontal					
Peak Detector:					
10640.000	14.690	35.483	50.173	-23.827	74.000
15960.000	*	*	*	*	74.000
21280.000	*	*	*	*	74.000
26600.000	*	*	*	*	74.000
Average Detector:					
*	*	*	*	*	*
Vertical					
Peak Detector:					
10640.000	15.083	35.811	50.894	-23.106	74.000
15960.000	*	*	*	*	74.000
21280.000	*	*	*	*	74.000
26600.000	*	*	*	*	74.000
Average Detector:					
*	*	*	*	*	*

Note:
1. All Readings below 1GHz are Quasi-Peak, above 1GHz are performed with peak and/or average measurements as necessary.
2. Peak measurements: RBW = 1MHz, VBW = 3 MHz, Sweep: Auto.
3. Average measurements: RBW = 1MHz, VBW = 10 Hz, Sweep: Auto.
4. Measurement Level = Reading Level + Correct Factor.
5. Correct Factor = Antenna factor + Cable loss –Amplifier gain.
6. The average measurement was not performed when the peak measured data under the limit of average detection.
7. The emission levels of other frequencies are very lower than the limit and not show in test report.

Product : Intel® Dual Band Wireless-AC 8260
Test Item : Harmonic Radiated Emission Data
Test Site : No.3 OATS
Test Mode : Mode 2 SISO B: Transmit (802.11a-6Mbps) (5500MHz)

Frequency MHz	Correct Factor dB	Reading Level dBμV	Measurement Level dBμV/m	Margin dB	Limit dBμV/m
Horizontal					
Peak Detector:					
11000.000	16.399	33.118	49.517	-24.483	74.000
16500.000	*	*	*	*	74.000
22000.000	*	*	*	*	74.000
27500.000	*	*	*	*	74.000
Average Detector:					
*	*	*	*	*	*
Vertical					
Peak Detector:					
11000.000	17.132	34.247	51.379	-22.621	74.000
16500.000	*	*	*	*	74.000
22000.000	*	*	*	*	74.000
27500.000	*	*	*	*	74.000
Average Detector:					
*	*	*	*	*	*

Note:
1. All Readings below 1GHz are Quasi-Peak, above 1GHz are performed with peak and/or average measurements as necessary.
2. Peak measurements: RBW = 1MHz, VBW = 3 MHz, Sweep: Auto.
3. Average measurements: RBW = 1MHz, VBW = 10 Hz, Sweep: Auto.
4. Measurement Level = Reading Level + Correct Factor.
5. Correct Factor = Antenna factor + Cable loss –Amplifier gain.
6. The average measurement was not performed when the peak measured data under the limit of average detection.
7. The emission levels of other frequencies are very lower than the limit and not show in test report.

Product : Intel® Dual Band Wireless-AC 8260
Test Item : Harmonic Radiated Emission Data
Test Site : No.3 OATS
Test Mode : Mode 2 SISO B: Transmit (802.11a-6Mbps) (5580MHz)

Frequency MHz	Correct Factor dB	Reading Level dBμV	Measurement Level dBμV/m	Margin dB	Limit dBμV/m
Horizontal					
Peak Detector:					
11160.000	16.664	32.513	49.178	-24.822	74.000
16740.000	*	*	*	*	74.000
22320.000	*	*	*	*	74.000
27900.000	*	*	*	*	74.000
Average Detector:					
*	*	*	*	*	*
Vertical					
Peak Detector:					
11160.000	17.643	32.248	49.891	-24.109	74.000
16740.000	*	*	*	*	74.000
22320.000	*	*	*	*	74.000
27900.000	*	*	*	*	74.000
Average Detector:					
*	*	*	*	*	*

Note:
1. All Readings below 1GHz are Quasi-Peak, above 1GHz are performed with peak and/or average measurements as necessary.
2. Peak measurements: RBW = 1MHz, VBW = 3 MHz, Sweep: Auto.
3. Average measurements: RBW = 1MHz, VBW = 10 Hz, Sweep: Auto.
4. Measurement Level = Reading Level + Correct Factor.
5. Correct Factor = Antenna factor + Cable loss –Amplifier gain.
6. The average measurement was not performed when the peak measured data under the limit of average detection.
7. The emission levels of other frequencies are very lower than the limit and not show in test report.

Product : Intel® Dual Band Wireless-AC 8260
Test Item : Harmonic Radiated Emission Data
Test Site : No.3 OATS
Test Mode : Mode 2 SISO B: Transmit (802.11a-6Mbps) (5700MHz)

Frequency MHz	Correct Factor dB	Reading Level dBμV	Measurement Level dBμV/m	Margin dB	Limit dBμV/m
Horizontal					
Peak Detector:					
11400.000	16.530	33.332	49.863	-24.137	74.000
17100.000	*	*	*	*	74.000
22800.000	*	*	*	*	74.000
28500.000	*	*	*	*	74.000
Average Detector:					
*	*	*	*	*	*
Vertical					
Peak Detector:					
11400.000	17.138	35.535	52.673	-21.327	74.000
17100.000	*	*	*	*	74.000
22800.000	*	*	*	*	74.000
28500.000	*	*	*	*	74.000
Average Detector:					
*	*	*	*	*	*

Note:
1. All Readings below 1GHz are Quasi-Peak, above 1GHz are performed with peak and/or average measurements as necessary.
2. Peak measurements: RBW = 1MHz, VBW = 3 MHz, Sweep: Auto.
3. Average measurements: RBW = 1MHz, VBW = 10 Hz, Sweep: Auto.
4. Measurement Level = Reading Level + Correct Factor.
5. Correct Factor = Antenna factor + Cable loss –Amplifier gain.
6. The average measurement was not performed when the peak measured data under the limit of average detection.
7. The emission levels of other frequencies are very lower than the limit and not show in test report.

Product : Intel® Dual Band Wireless-AC 8260
Test Item : Harmonic Radiated Emission Data
Test Site : No.3 OATS
Test Mode : Mode 2 SISO B: Transmit (802.11a-6Mbps) (5745MHz)

Frequency MHz	Correct Factor dB	Reading Level dBμV	Measurement Level dBμV/m	Margin dB	Limit dBμV/m
Horizontal					
Peak Detector:					
11490.000	17.106	35.367	52.473	-21.527	74.000
17235.000	*	*	*	*	74.000
22980.000	*	*	*	*	74.000
28725.000	*	*	*	*	74.000
Average Detector:					
*	*	*	*	*	*
Vertical					
Peak Detector:					
11490.000	18.034	34.882	52.916	-21.084	74.000
17235.000	*	*	*	*	74.000
22980.000	*	*	*	*	74.000
28725.000	*	*	*	*	74.000
Average Detector:					
*	*	*	*	*	*

Note:
1. All Readings below 1GHz are Quasi-Peak, above 1GHz are performed with peak and/or average measurements as necessary.
2. Peak measurements: RBW = 1MHz, VBW = 3 MHz, Sweep: Auto.
3. Average measurements: RBW = 1MHz, VBW = 10 Hz, Sweep: Auto.
4. Measurement Level = Reading Level + Correct Factor.
5. Correct Factor = Antenna factor + Cable loss –Amplifier gain.
6. The average measurement was not performed when the peak measured data under the limit of average detection.
7. The emission levels of other frequencies are very lower than the limit and not show in test report.

Product : Intel® Dual Band Wireless-AC 8260
Test Item : Harmonic Radiated Emission Data
Test Site : No.3 OATS
Test Mode : Mode 2 SISO B: Transmit (802.11a-6Mbps) (5785MHz)

Frequency MHz	Correct Factor dB	Reading Level dBμV	Measurement Level dBμV/m	Margin dB	Limit dBμV/m
Horizontal					
Peak Detector:					
11570.000	16.809	35.460	52.269	-21.731	74.000
17355.000	*	*	*	*	74.000
23140.000	*	*	*	*	74.000
28923.000	*	*	*	*	74.000
Average Detector:					
*	*	*	*	*	*
Vertical					
Peak Detector:					
11570.000	17.698	35.582	53.280	-20.720	74.000
17355.000	*	*	*	*	74.000
23140.000	*	*	*	*	74.000
28923.000	*	*	*	*	74.000
Average Detector:					
*	*	*	*	*	*

Note:
1. All Readings below 1GHz are Quasi-Peak, above 1GHz are performed with peak and/or average measurements as necessary.
2. Peak measurements: RBW = 1MHz, VBW = 3 MHz, Sweep: Auto.
3. Average measurements: RBW = 1MHz, VBW = 10 Hz, Sweep: Auto.
4. Measurement Level = Reading Level + Correct Factor.
5. Correct Factor = Antenna factor + Cable loss –Amplifier gain.
6. The average measurement was not performed when the peak measured data under the limit of average detection.
7. The emission levels of other frequencies are very lower than the limit and not show in test report.

Product : Intel® Dual Band Wireless-AC 8260
Test Item : Harmonic Radiated Emission Data
Test Site : No.3 OATS
Test Mode : Mode 2 SISO B: Transmit (802.11a-6Mbps) (5825MHz)

Frequency MHz	Correct Factor dB	Reading Level dBμV	Measurement Level dBμV/m	Margin dB	Limit dBμV/m
Horizontal					
Peak Detector:					
11650.000	16.158	34.686	50.844	-23.156	74.000
17475.000	*	*	*	*	74.000
23300.000	*	*	*	*	74.000
29125.000	*	*	*	*	74.000
Average Detector:					
*	*	*	*	*	*
Vertical					
Peak Detector:					
11650.000	17.274	35.093	52.367	-21.633	74.000
17475.000	*	*	*	*	74.000
23300.000	*	*	*	*	74.000
29125.000	*	*	*	*	74.000
Average Detector:					
*	*	*	*	*	*

Note:
1. All Readings below 1GHz are Quasi-Peak, above 1GHz are performed with peak and/or average measurements as necessary.
2. Peak measurements: RBW = 1MHz, VBW = 3 MHz, Sweep: Auto.
3. Average measurements: RBW = 1MHz, VBW = 10 Hz, Sweep: Auto.
4. Measurement Level = Reading Level + Correct Factor.
5. Correct Factor = Antenna factor + Cable loss –Amplifier gain.
6. The average measurement was not performed when the peak measured data under the limit of average detection.
7. The emission levels of other frequencies are very lower than the limit and not show in test report.

Product : Intel® Dual Band Wireless-AC 8260
Test Item : Harmonic Radiated Emission Data
Test Site : No.3 OATS
Test Mode : Mode 2 SISO B: Transmit (802.11n-20BW 7.2Mbps) (5180MHz)

Frequency MHz	Correct Factor dB	Reading Level dBμV	Measurement Level dBμV/m	Margin dB	Limit dBμV/m
Horizontal					
Peak Detector:					
10360.000	12.930	34.354	47.284	-26.716	74.000
15540.000	*	*	*	*	74.000
20720.000	*	*	*	*	74.000
25900.000	*	*	*	*	74.000
Average Detector:					
*	*	*	*	*	*
Vertical					
Peak Detector:					
10360.000	13.724	35.549	49.273	-24.727	74.000
15540.000	*	*	*	*	74.000
20720.000	*	*	*	*	74.000
25900.000	*	*	*	*	74.000
Average Detector:					
*	*	*	*	*	*

Note:
1. All Readings below 1GHz are Quasi-Peak, above 1GHz are performed with peak and/or average measurements as necessary.
2. Peak measurements: RBW = 1MHz, VBW = 3 MHz, Sweep: Auto.
3. Average measurements: RBW = 1MHz, VBW = 10 Hz, Sweep: Auto.
4. Measurement Level = Reading Level + Correct Factor.
5. Correct Factor = Antenna factor + Cable loss –Amplifier gain.
6. The average measurement was not performed when the peak measured data under the limit of average detection.
7. The emission levels of other frequencies are very lower than the limit and not show in test report.

Product : Intel® Dual Band Wireless-AC 8260
Test Item : Harmonic Radiated Emission Data
Test Site : No.3 OATS
Test Mode : Mode 2 SISO B: Transmit (802.11n-20BW 7.2Mbps) (5220MHz)

Frequency MHz	Correct Factor dB	Reading Level dBμV	Measurement Level dBμV/m	Margin dB	Limit dBμV/m
Horizontal					
Peak Detector:					
10440.000	13.322	33.194	46.516	-27.484	74.000
15660.000	*	*	*	*	74.000
20880.000	*	*	*	*	74.000
26100.000	*	*	*	*	74.000
Average Detector:					
*	*	*	*	*	*
Vertical					
Peak Detector:					
10440.000	14.245	34.048	48.293	-25.707	74.000
15660.000	*	*	*	*	74.000
20880.000	*	*	*	*	74.000
26100.000	*	*	*	*	74.000
Average Detector:					
*	*	*	*	*	*

Note:
1. All Readings below 1GHz are Quasi-Peak, above 1GHz are performed with peak and/or average measurements as necessary.
2. Peak measurements: RBW = 1MHz, VBW = 3 MHz, Sweep: Auto.
3. Average measurements: RBW = 1MHz, VBW = 10 Hz, Sweep: Auto.
4. Measurement Level = Reading Level + Correct Factor.
5. Correct Factor = Antenna factor + Cable loss –Amplifier gain.
6. The average measurement was not performed when the peak measured data under the limit of average detection.
7. The emission levels of other frequencies are very lower than the limit and not show in test report.

Product : Intel® Dual Band Wireless-AC 8260
Test Item : Harmonic Radiated Emission Data
Test Site : No.3 OATS
Test Mode : Mode 2 SISO B: Transmit (802.11n-20BW 7.2Mbps) (5240MHz)

Frequency MHz	Correct Factor dB	Reading Level dBμV	Measurement Level dBμV/m	Margin dB	Limit dBμV/m
Horizontal					
Peak Detector:					
10480.000	13.693	34.153	47.847	-26.153	74.000
15720.000	*	*	*	*	74.000
20960.000	*	*	*	*	74.000
26200.000	*	*	*	*	74.000
Average Detector:					
*	*	*	*	*	*
Vertical					
Peak Detector:					
10480.000	14.620	35.051	49.672	-24.328	74.000
15720.000	*	*	*	*	74.000
20960.000	*	*	*	*	74.000
26200.000	*	*	*	*	74.000
Average Detector:					
*	*	*	*	*	*

Note:
1. All Readings below 1GHz are Quasi-Peak, above 1GHz are performed with peak and/or average measurements as necessary.
2. Peak measurements: RBW = 1MHz, VBW = 3 MHz, Sweep: Auto.
3. Average measurements: RBW = 1MHz, VBW = 10 Hz, Sweep: Auto.
4. Measurement Level = Reading Level + Correct Factor.
5. Correct Factor = Antenna factor + Cable loss –Amplifier gain.
6. The average measurement was not performed when the peak measured data under the limit of average detection.
7. The emission levels of other frequencies are very lower than the limit and not show in test report.

Product : Intel® Dual Band Wireless-AC 8260
Test Item : Harmonic Radiated Emission Data
Test Site : No.3 OATS
Test Mode : Mode 2 SISO B: Transmit (802.11n-20BW 7.2Mbps) (5260MHz)

Frequency MHz	Correct Factor dB	Reading Level dBμV	Measurement Level dBμV/m	Margin dB	Limit dBμV/m
Horizontal					
Peak Detector:					
10520.000	14.015	33.928	47.943	-26.057	74.000
15780.000	*	*	*	*	74.000
21040.000	*	*	*	*	74.000
26300.000	*	*	*	*	74.000
Average Detector:					
*	*	*	*	*	*
Vertical					
Peak Detector:					
10520.000	14.818	35.473	50.291	-23.709	74.000
15780.000	*	*	*	*	74.000
21040.000	*	*	*	*	74.000
26300.000	*	*	*	*	74.000
Average Detector:					
*	*	*	*	*	*

Note:

1. All Readings below 1GHz are Quasi-Peak, above 1GHz are performed with peak and/or average measurements as necessary.
2. Peak measurements: RBW = 1MHz, VBW = 3 MHz, Sweep: Auto.
3. Average measurements: RBW = 1MHz, VBW = 10 Hz, Sweep: Auto.
4. Measurement Level = Reading Level + Correct Factor.
5. Correct Factor = Antenna factor + Cable loss –Amplifier gain.
6. The average measurement was not performed when the peak measured data under the limit of average detection.
7. The emission levels of other frequencies are very lower than the limit and not show in test report.

Product : Intel® Dual Band Wireless-AC 8260
Test Item : Harmonic Radiated Emission Data
Test Site : No.3 OATS
Test Mode : Mode 2 SISO B: Transmit (802.11n-20BW 7.2Mbps) (5300MHz)

Frequency MHz	Correct Factor dB	Reading Level dBμV	Measurement Level dBμV/m	Margin dB	Limit dBμV/m
Horizontal					
Peak Detector:					
10600.000	14.550	34.923	49.472	-24.528	74.000
15900.000	*	*	*	*	74.000
21200.000	*	*	*	*	74.000
26500.000	*	*	*	*	74.000
Average Detector:					
*	*	*	*	*	*
Vertical					
Peak Detector:					
10600.000	14.881	36.291	51.172	-22.828	74.000
15900.000	*	*	*	*	74.000
21200.000	*	*	*	*	74.000
26500.000	*	*	*	*	74.000
Average Detector:					
*	*	*	*	*	*

Note:
1. All Readings below 1GHz are Quasi-Peak, above 1GHz are performed with peak and/or average measurements as necessary.
2. Peak measurements: RBW = 1MHz, VBW = 3 MHz, Sweep: Auto.
3. Average measurements: RBW = 1MHz, VBW = 10 Hz, Sweep: Auto.
4. Measurement Level = Reading Level + Correct Factor.
5. Correct Factor = Antenna factor + Cable loss –Amplifier gain.
6. The average measurement was not performed when the peak measured data under the limit of average detection.
7. The emission levels of other frequencies are very lower than the limit and not show in test report.

Product : Intel® Dual Band Wireless-AC 8260
Test Item : Harmonic Radiated Emission Data
Test Site : No.3 OATS
Test Mode : Mode 2 SISO B: Transmit (802.11n-20BW 7.2Mbps) (5320MHz)

Frequency MHz	Correct Factor dB	Reading Level dBμV	Measurement Level dBμV/m	Margin dB	Limit dBμV/m
Horizontal					
Peak Detector:					
10640.000	14.690	34.227	48.917	-25.083	74.000
15960.000	*	*	*	*	74.000
21280.000	*	*	*	*	74.000
26600.000	*	*	*	*	74.000
Average Detector:					
*	*	*	*	*	*
Vertical					
Peak Detector:					
10640.000	15.083	35.890	50.973	-23.027	74.000
15960.000	*	*	*	*	74.000
21280.000	*	*	*	*	74.000
26600.000	*	*	*	*	74.000
Average Detector:					
*	*	*	*	*	*

Note:
1. All Readings below 1GHz are Quasi-Peak, above 1GHz are performed with peak and/or average measurements as necessary.
2. Peak measurements: RBW = 1MHz, VBW = 3 MHz, Sweep: Auto.
3. Average measurements: RBW = 1MHz, VBW = 10 Hz, Sweep: Auto.
4. Measurement Level = Reading Level + Correct Factor.
5. Correct Factor = Antenna factor + Cable loss –Amplifier gain.
6. The average measurement was not performed when the peak measured data under the limit of average detection.
7. The emission levels of other frequencies are very lower than the limit and not show in test report.

Product : Intel® Dual Band Wireless-AC 8260
Test Item : Harmonic Radiated Emission Data
Test Site : No.3 OATS
Test Mode : Mode 2 SISO B: Transmit (802.11n-20BW 7.2Mbps) (5500MHz)

Frequency MHz	Correct Factor dB	Reading Level dBμV	Measurement Level dBμV/m	Margin dB	Limit dBμV/m
Horizontal					
Peak Detector:					
11000.000	16.399	31.394	47.793	-26.207	74.000
16500.000	*	*	*	*	74.000
22000.000	*	*	*	*	74.000
27500.000	*	*	*	*	74.000
Average Detector:					
*	*	*	*	*	*
Vertical					
Peak Detector:					
11000.000	17.132	32.662	49.794	-24.206	74.000
16500.000	*	*	*	*	74.000
22000.000	*	*	*	*	74.000
27500.000	*	*	*	*	74.000
Average Detector:					
*	*	*	*	*	*

Note:
1. All Readings below 1GHz are Quasi-Peak, above 1GHz are performed with peak and/or average measurements as necessary.
2. Peak measurements: RBW = 1MHz, VBW = 3 MHz, Sweep: Auto.
3. Average measurements: RBW = 1MHz, VBW = 10 Hz, Sweep: Auto.
4. Measurement Level = Reading Level + Correct Factor.
5. Correct Factor = Antenna factor + Cable loss –Amplifier gain.
6. The average measurement was not performed when the peak measured data under the limit of average detection.
7. The emission levels of other frequencies are very lower than the limit and not show in test report.

Product : Intel® Dual Band Wireless-AC 8260
Test Item : Harmonic Radiated Emission Data
Test Site : No.3 OATS
Test Mode : Mode 2 SISO B: Transmit (802.11n-20BW 7.2Mbps) (5580MHz)

Frequency MHz	Correct Factor dB	Reading Level dBμV	Measurement Level dBμV/m	Margin dB	Limit dBμV/m
Horizontal					
Peak Detector:					
11160.000	16.664	31.711	48.376	-25.624	74.000
16740.000	*	*	*	*	74.000
22320.000	*	*	*	*	74.000
27900.000	*	*	*	*	74.000
Average Detector:					
*	*	*	*	*	*
Vertical					
Peak Detector:					
11160.000	17.643	34.631	52.274	-21.726	74.000
16740.000	*	*	*	*	74.000
22320.000	*	*	*	*	74.000
27900.000	*	*	*	*	74.000
Average Detector:					
*	*	*	*	*	*

Note:
1. All Readings below 1GHz are Quasi-Peak, above 1GHz are performed with peak and/or average measurements as necessary.
2. Peak measurements: RBW = 1MHz, VBW = 3 MHz, Sweep: Auto.
3. Average measurements: RBW = 1MHz, VBW = 10 Hz, Sweep: Auto.
4. Measurement Level = Reading Level + Correct Factor.
5. Correct Factor = Antenna factor + Cable loss –Amplifier gain.
6. The average measurement was not performed when the peak measured data under the limit of average detection.
7. The emission levels of other frequencies are very lower than the limit and not show in test report.

Product : Intel® Dual Band Wireless-AC 8260
Test Item : Harmonic Radiated Emission Data
Test Site : No.3 OATS
Test Mode : Mode 2 SISO B: Transmit (802.11n-20BW 7.2Mbps) (5700MHz)

Frequency MHz	Correct Factor dB	Reading Level dBμV	Measurement Level dBμV/m	Margin dB	Limit dBμV/m
Horizontal					
Peak Detector:					
11400.000	16.530	33.215	49.746	-24.254	74.000
17100.000	*	*	*	*	74.000
22800.000	*	*	*	*	74.000
28500.000	*	*	*	*	74.000
Average Detector:					
*	*	*	*	*	*
Vertical					
Peak Detector:					
11400.000	17.138	35.580	52.718	-21.282	74.000
17100.000	*	*	*	*	74.000
22800.000	*	*	*	*	74.000
28500.000	*	*	*	*	74.000
Average Detector:					
*	*	*	*	*	*

Note:
1. All Readings below 1GHz are Quasi-Peak, above 1GHz are performed with peak and/or average measurements as necessary.
2. Peak measurements: RBW = 1MHz, VBW = 3 MHz, Sweep: Auto.
3. Average measurements: RBW = 1MHz, VBW = 10 Hz, Sweep: Auto.
4. Measurement Level = Reading Level + Correct Factor.
5. Correct Factor = Antenna factor + Cable loss –Amplifier gain.
6. The average measurement was not performed when the peak measured data under the limit of average detection.
7. The emission levels of other frequencies are very lower than the limit and not show in test report.

Product : Intel® Dual Band Wireless-AC 8260
Test Item : Harmonic Radiated Emission Data
Test Site : No.3 OATS
Test Mode : Mode 2 SISO B: Transmit (802.11n-20BW 7.2Mbps) (5745MHz)

Frequency MHz	Correct Factor dB	Reading Level dBμV	Measurement Level dBμV/m	Margin dB	Limit dBμV/m
Horizontal					
Peak Detector:					
11490.000	17.106	34.527	51.633	-22.367	74.000
17235.000	*	*	*	*	74.000
22980.000	*	*	*	*	74.000
28725.000	*	*	*	*	74.000
Average Detector:					
*	*	*	*	*	*
Vertical					
Peak Detector:					
11490.000	18.034	34.527	52.561	-21.439	74.000
17235.000	*	*	*	*	74.000
22980.000	*	*	*	*	74.000
28725.000	*	*	*	*	74.000
Average Detector:					
*	*	*	*	*	*

Note:
1. All Readings below 1GHz are Quasi-Peak, above 1GHz are performed with peak and/or average measurements as necessary.
2. Peak measurements: RBW = 1MHz, VBW = 3 MHz, Sweep: Auto.
3. Average measurements: RBW = 1MHz, VBW = 10 Hz, Sweep: Auto.
4. Measurement Level = Reading Level + Correct Factor.
5. Correct Factor = Antenna factor + Cable loss –Amplifier gain.
6. The average measurement was not performed when the peak measured data under the limit of average detection.
7. The emission levels of other frequencies are very lower than the limit and not show in test report.

Product : Intel® Dual Band Wireless-AC 8260
Test Item : Harmonic Radiated Emission Data
Test Site : No.3 OATS
Test Mode : Mode 2 SISO B: Transmit (802.11n-20BW 7.2Mbps) (5785MHz)

Frequency MHz	Correct Factor dB	Reading Level dBμV	Measurement Level dBμV/m	Margin dB	Limit dBμV/m
Horizontal					
Peak Detector:					
11570.000	16.809	35.153	51.962	-22.038	74.000
17355.000	*	*	*	*	74.000
23140.000	*	*	*	*	74.000
28923.000	*	*	*	*	74.000
Average Detector:					
*	*	*	*	*	*
Vertical					
Peak Detector:					
11570.000	17.698	35.288	52.986	-21.014	74.000
17355.000	*	*	*	*	74.000
23140.000	*	*	*	*	74.000
28923.000	*	*	*	*	74.000
Average Detector:					
*	*	*	*	*	*

Note:
1. All Readings below 1GHz are Quasi-Peak, above 1GHz are performed with peak and/or average measurements as necessary.
2. Peak measurements: RBW = 1MHz, VBW = 3 MHz, Sweep: Auto.
3. Average measurements: RBW = 1MHz, VBW = 10 Hz, Sweep: Auto.
4. Measurement Level = Reading Level + Correct Factor.
5. Correct Factor = Antenna factor + Cable loss –Amplifier gain.
6. The average measurement was not performed when the peak measured data under the limit of average detection.
7. The emission levels of other frequencies are very lower than the limit and not show in test report.

Product : Intel® Dual Band Wireless-AC 8260
Test Item : Harmonic Radiated Emission Data
Test Site : No.3 OATS
Test Mode : Mode 2 SISO B: Transmit (802.11n-20BW 7.2Mbps) (5825MHz)

Frequency MHz	Correct Factor dB	Reading Level dBμV	Measurement Level dBμV/m	Margin dB	Limit dBμV/m
Horizontal					
Peak Detector:					
11650.000	16.158	34.602	50.760	-23.240	74.000
17475.000	*	*	*	*	74.000
23300.000	*	*	*	*	74.000
29125.000	*	*	*	*	74.000
Average Detector:					
*	*	*	*	*	*
Vertical					
Peak Detector:					
11650.000	17.274	35.149	52.423	-21.577	74.000
17475.000	*	*	*	*	74.000
23300.000	*	*	*	*	74.000
29125.000	*	*	*	*	74.000
Average Detector:					
*	*	*	*	*	*

Note:
1. All Readings below 1GHz are Quasi-Peak, above 1GHz are performed with peak and/or average measurements as necessary.
2. Peak measurements: RBW = 1MHz, VBW = 3 MHz, Sweep: Auto.
3. Average measurements: RBW = 1MHz, VBW = 10 Hz, Sweep: Auto.
4. Measurement Level = Reading Level + Correct Factor.
5. Correct Factor = Antenna factor + Cable loss –Amplifier gain.
6. The average measurement was not performed when the peak measured data under the limit of average detection.
7. The emission levels of other frequencies are very lower than the limit and not show in test report.

Product : Intel® Dual Band Wireless-AC 8260
Test Item : Harmonic Radiated Emission Data
Test Site : No.3 OATS
Test Mode : Mode 2 SISO B: Transmit (802.11n-40BW 15Mbps) (5190MHz)

Frequency MHz	Correct Factor dB	Reading Level dBμV	Measurement Level dBμV/m	Margin dB	Limit dBμV/m
Horizontal					
Peak Detector:					
10380.000	12.939	33.853	46.792	-27.208	74.000
15570.000	*	*	*	*	74.000
20760.000	*	*	*	*	74.000
25950.000	*	*	*	*	74.000
Average Detector:					
*	*	*	*	*	*
Vertical					
Peak Detector:					
10380.000	13.796	35.596	49.392	-24.608	74.000
15570.000	*	*	*	*	74.000
20760.000	*	*	*	*	74.000
25950.000	*	*	*	*	74.000
Average Detector:					
*	*	*	*	*	*

Note:
1. All Readings below 1GHz are Quasi-Peak, above 1GHz are performed with peak and/or average measurements as necessary.
2. Peak measurements: RBW = 1MHz, VBW = 3 MHz, Sweep: Auto.
3. Average measurements: RBW = 1MHz, VBW = 10 Hz, Sweep: Auto.
4. Measurement Level = Reading Level + Correct Factor.
5. Correct Factor = Antenna factor + Cable loss –Amplifier gain.
6. The average measurement was not performed when the peak measured data under the limit of average detection.
7. The emission levels of other frequencies are very lower than the limit and not show in test report.

Product : Intel® Dual Band Wireless-AC 8260
Test Item : Harmonic Radiated Emission Data
Test Site : No.3 OATS
Test Mode : Mode 2 SISO B: Transmit (802.11n-40BW 15Mbps) (5230MHz)

Frequency MHz	Correct Factor dB	Reading Level dBμV	Measurement Level dBμV/m	Margin dB	Limit dBμV/m
Horizontal					
Peak Detector:					
10460.000	13.508	33.685	47.193	-26.807	74.000
15690.000	*	*	*	*	74.000
20920.000	*	*	*	*	74.000
26150.000	*	*	*	*	74.000
Average Detector:					
*	*	*	*	*	*
Vertical					
Peak Detector:					
10460.000	14.433	33.265	47.698	-26.302	74.000
15690.000	*	*	*	*	74.000
20920.000	*	*	*	*	74.000
26150.000	*	*	*	*	74.000
Average Detector:					
*	*	*	*	*	*

Note:
1. All Readings below 1GHz are Quasi-Peak, above 1GHz are performed with peak and/or average measurements as necessary.
2. Peak measurements: RBW = 1MHz, VBW = 3 MHz, Sweep: Auto.
3. Average measurements: RBW = 1MHz, VBW = 10 Hz, Sweep: Auto.
4. Measurement Level = Reading Level + Correct Factor.
5. Correct Factor = Antenna factor + Cable loss –Amplifier gain.
6. The average measurement was not performed when the peak measured data under the limit of average detection.
7. The emission levels of other frequencies are very lower than the limit and not show in test report.

Product : Intel® Dual Band Wireless-AC 8260
Test Item : Harmonic Radiated Emission Data
Test Site : No.3 OATS
Test Mode : Mode 2 SISO B: Transmit (802.11n-40BW 15Mbps) (5270MHz)

Frequency MHz	Correct Factor dB	Reading Level dBμV	Measurement Level dBμV/m	Margin dB	Limit dBμV/m
Horizontal					
Peak Detector:					
10540.000	14.151	33.666	47.816	-26.184	74.000
15810.000	*	*	*	*	74.000
21080.000	*	*	*	*	74.000
26350.000	*	*	*	*	74.000
Average Detector:					
*	*	*	*	*	*
Vertical					
Peak Detector:					
10540.000	14.829	36.451	51.279	-22.721	74.000
15810.000	*	*	*	*	74.000
21080.000	*	*	*	*	74.000
26350.000	*	*	*	*	74.000
Average Detector:					
*	*	*	*	*	*

Note:
1. All Readings below 1GHz are Quasi-Peak, above 1GHz are performed with peak and/or average measurements as necessary.
2. Peak measurements: RBW = 1MHz, VBW = 3 MHz, Sweep: Auto.
3. Average measurements: RBW = 1MHz, VBW = 10 Hz, Sweep: Auto.
4. Measurement Level = Reading Level + Correct Factor.
5. Correct Factor = Antenna factor + Cable loss –Amplifier gain.
6. The average measurement was not performed when the peak measured data under the limit of average detection.
7. The emission levels of other frequencies are very lower than the limit and not show in test report.

Product : Intel® Dual Band Wireless-AC 8260
Test Item : Harmonic Radiated Emission Data
Test Site : No.3 OATS
Test Mode : Mode 2 SISO B: Transmit (802.11n-40BW 15Mbps) (5310MHz)

Frequency MHz	Correct Factor dB	Reading Level dBμV	Measurement Level dBμV/m	Margin dB	Limit dBμV/m
Horizontal					
Peak Detector:					
10620.000	14.623	33.549	48.172	-25.828	74.000
15930.000	*	*	*	*	74.000
21240.000	*	*	*	*	74.000
26550.000	*	*	*	*	74.000
Average Detector:					
*	*	*	*	*	*
Vertical					
Peak Detector:					
10620.000	14.970	36.527	51.497	-22.503	74.000
15930.000	*	*	*	*	74.000
21240.000	*	*	*	*	74.000
26550.000	*	*	*	*	74.000
Average Detector:					
*	*	*	*	*	*

Note:
1. All Readings below 1GHz are Quasi-Peak, above 1GHz are performed with peak and/or average measurements as necessary.
2. Peak measurements: RBW = 1MHz, VBW = 3 MHz, Sweep: Auto.
3. Average measurements: RBW = 1MHz, VBW = 10 Hz, Sweep: Auto.
4. Measurement Level = Reading Level + Correct Factor.
5. Correct Factor = Antenna factor + Cable loss –Amplifier gain.
6. The average measurement was not performed when the peak measured data under the limit of average detection.
7. The emission levels of other frequencies are very lower than the limit and not show in test report.

Product : Intel® Dual Band Wireless-AC 8260
Test Item : Harmonic Radiated Emission Data
Test Site : No.3 OATS
Test Mode : Mode 2 SISO B: Transmit (802.11n-40BW 15Mbps) (5510MHz)

Frequency MHz	Correct Factor dB	Reading Level dBμV	Measurement Level dBμV/m	Margin dB	Limit dBμV/m
Horizontal					
Peak Detector:					
11020.000	16.474	32.813	49.286	-24.714	74.000
15930.000	*	*	*	*	74.000
21240.000	*	*	*	*	74.000
26550.000	*	*	*	*	74.000
Average Detector:					
*	*	*	*	*	*
Vertical					
Peak Detector:					
11020.000	17.224	33.667	50.891	-23.109	74.000
15930.000	*	*	*	*	74.000
21240.000	*	*	*	*	74.000
26550.000	*	*	*	*	74.000
Average Detector:					
*	*	*	*	*	*

Note:
1. All Readings below 1GHz are Quasi-Peak, above 1GHz are performed with peak and/or average measurements as necessary.
2. Peak measurements: RBW = 1MHz, VBW = 3 MHz, Sweep: Auto.
3. Average measurements: RBW = 1MHz, VBW = 10 Hz, Sweep: Auto.
4. Measurement Level = Reading Level + Correct Factor.
5. Correct Factor = Antenna factor + Cable loss –Amplifier gain.
6. The average measurement was not performed when the peak measured data under the limit of average detection.
7. The emission levels of other frequencies are very lower than the limit and not show in test report.

Product : Intel® Dual Band Wireless-AC 8260
Test Item : Harmonic Radiated Emission Data
Test Site : No.3 OATS
Test Mode : Mode 2 SISO B: Transmit (802.11n-40BW 15Mbps) (5550MHz)

Frequency MHz	Correct Factor dB	Reading Level dBμV	Measurement Level dBμV/m	Margin dB	Limit dBμV/m
Horizontal					
Peak Detector:					
11100.000	16.681	32.091	48.772	-25.228	74.000
16770.000	*	*	*	*	74.000
22360.000	*	*	*	*	74.000
27950.000	*	*	*	*	74.000
Average Detector:					
*	*	*	*	*	*
Vertical					
Peak Detector:					
11100.000	17.523	34.651	52.174	-21.826	74.000
16770.000	*	*	*	*	74.000
22360.000	*	*	*	*	74.000
27950.000	*	*	*	*	74.000
Average Detector:					
*	*	*	*	*	*

Note:
1. All Readings below 1GHz are Quasi-Peak, above 1GHz are performed with peak and/or average measurements as necessary.
2. Peak measurements: RBW = 1MHz, VBW = 3 MHz, Sweep: Auto.
3. Average measurements: RBW = 1MHz, VBW = 10 Hz, Sweep: Auto.
4. Measurement Level = Reading Level + Correct Factor.
5. Correct Factor = Antenna factor + Cable loss –Amplifier gain.
6. The average measurement was not performed when the peak measured data under the limit of average detection.
7. The emission levels of other frequencies are very lower than the limit and not show in test report.

Product : Intel® Dual Band Wireless-AC 8260
Test Item : Harmonic Radiated Emission Data
Test Site : No.3 OATS
Test Mode : Mode 2 SISO B: Transmit (802.11n-40BW 15Mbps) (5670MHz)

Frequency MHz	Correct Factor dB	Reading Level dBμV	Measurement Level dBμV/m	Margin dB	Limit dBμV/m
Horizontal					
Peak Detector:					
11340.000	16.408	34.287	50.694	-23.306	74.000
17010.000	*	*	*	*	74.000
22680.000	*	*	*	*	74.000
28350.000	*	*	*	*	74.000
Average Detector:					
*	*	*	*	*	*
Vertical					
Peak Detector:					
11340.000	17.167	35.922	53.089	-20.911	74.000
17010.000	*	*	*	*	74.000
22680.000	*	*	*	*	74.000
28350.000	*	*	*	*	74.000
Average Detector:					
*	*	*	*	*	*

Note:
1. All Readings below 1GHz are Quasi-Peak, above 1GHz are performed with peak and/or average measurements as necessary.
2. Peak measurements: RBW = 1MHz, VBW = 3 MHz, Sweep: Auto.
3. Average measurements: RBW = 1MHz, VBW = 10 Hz, Sweep: Auto.
4. Measurement Level = Reading Level + Correct Factor.
5. Correct Factor = Antenna factor + Cable loss –Amplifier gain.
6. The average measurement was not performed when the peak measured data under the limit of average detection.
7. The emission levels of other frequencies are very lower than the limit and not show in test report.

Product : Intel® Dual Band Wireless-AC 8260
Test Item : Harmonic Radiated Emission Data
Test Site : No.3 OATS
Test Mode : Mode 2 SISO B: Transmit (802.11n-40BW 15Mbps) (5755MHz)

Frequency MHz	Correct Factor dB	Reading Level dBμV	Measurement Level dBμV/m	Margin dB	Limit dBμV/m
Horizontal					
Peak Detector:					
11510.000	17.124	35.261	52.385	-21.615	74.000
17265.000	*	*	*	*	74.000
23020.000	*	*	*	*	74.000
28775.000	*	*	*	*	74.000
Average Detector:					
*	*	*	*	*	*
Vertical					
Peak Detector:					
11510.000	18.081	34.949	53.030	-20.970	74.000
17265.000	*	*	*	*	74.000
23020.000	*	*	*	*	74.000
28775.000	*	*	*	*	74.000
Average Detector:					
*	*	*	*	*	*

Note:
1. All Readings below 1GHz are Quasi-Peak, above 1GHz are performed with peak and/or average measurements as necessary.
2. Peak measurements: RBW = 1MHz, VBW = 3 MHz, Sweep: Auto.
3. Average measurements: RBW = 1MHz, VBW = 10 Hz, Sweep: Auto.
4. Measurement Level = Reading Level + Correct Factor.
5. Correct Factor = Antenna factor + Cable loss –Amplifier gain.
6. The average measurement was not performed when the peak measured data under the limit of average detection.
7. The emission levels of other frequencies are very lower than the limit and not show in test report.

Product : Intel® Dual Band Wireless-AC 8260
Test Item : Harmonic Radiated Emission Data
Test Site : No.3 OATS
Test Mode : Mode 2 SISO B: Transmit (802.11n-40BW 15Mbps) (5795MHz)

Frequency MHz	Correct Factor dB	Reading Level dBμV	Measurement Level dBμV/m	Margin dB	Limit dBμV/m
Horizontal					
Peak Detector:					
11590.000	16.701	34.890	51.591	-22.409	74.000
17385.000	*	*	*	*	74.000
23180.000	*	*	*	*	74.000
28975.000	*	*	*	*	74.000
Average Detector:					
*	*	*	*	*	*
Vertical					
Peak Detector:					
11590.000	17.567	34.839	52.406	-21.594	74.000
17385.000	*	*	*	*	74.000
23180.000	*	*	*	*	74.000
28975.000	*	*	*	*	74.000
Average Detector:					
*	*	*	*	*	*

Note:

1. All Readings below 1GHz are Quasi-Peak, above 1GHz are performed with peak and/or average measurements as necessary.
2. Peak measurements: RBW = 1MHz, VBW = 3 MHz, Sweep: Auto.
3. Average measurements: RBW = 1MHz, VBW = 10 Hz, Sweep: Auto.
4. Measurement Level = Reading Level + Correct Factor.
5. Correct Factor = Antenna factor + Cable loss –Amplifier gain.
6. The average measurement was not performed when the peak measured data under the limit of average detection.
7. The emission levels of other frequencies are very lower than the limit and not show in test report.

Product : Intel® Dual Band Wireless-AC 8260
Test Item : Harmonic Radiated Emission Data
Test Site : No.3 OATS
Test Mode : Mode 2 SISO B: Transmit (802.11ac-20BW-7.2Mbps) (5720MHz)

Frequency MHz	Correct Factor dB	Reading Level dBuV	Measurement Level dBuV/m	Margin dB	Limit dBuV/m
Horizontal					
Peak Detector:					
11440.000	16.779	33.538	50.317	-23.683	74.000
11550.000	*	*	*	*	74.000
17325.000	*	*	*	*	74.000
20720.000	*	*	*	*	74.000
25900.000	*	*	*	*	74.000
31080.000	*	*	*	*	74.000
36260.000	*	*	*	*	74.000
Average Detector:					
*	*	*	*	*	*
Vertical					
Peak Detector:					
11440.000	17.519	33.353	50.872	-23.128	74.000
11550.000	*	*	*	*	74.000
17325.000	*	*	*	*	74.000
20720.000	*	*	*	*	74.000
25900.000	*	*	*	*	74.000
31080.000	*	*	*	*	74.000
36260.000	*	*	*	*	74.000
Average Detector:					
*	*	*	*	*	*

Note:

1. All Readings below 1GHz are Quasi-Peak, above 1GHz are performed with peak and/or average measurements as necessary.
2. Peak measurements: RBW = 1MHz, VBW = 3 MHz, Sweep: Auto.
3. Average measurements: RBW = 1MHz, VBW = 10 Hz, Sweep: Auto.
4. Measurement Level = Reading Level + Correct Factor.
5. Correct Factor = Antenna factor + Cable loss –Amplifier gain.
6. The average measurement was not performed when the peak measured data under the limit of average detection.
7. The emission levels of other frequencies are very lower than the limit and not show in test report.

Product : Intel® Dual Band Wireless-AC 8260
Test Item : Harmonic Radiated Emission Data
Test Site : No.3 OATS
Test Mode : Mode 2 SISO B: Transmit (802.11ac-40BW-15Mbps) (5710MHz)

Frequency MHz	Correct Factor dB	Reading Level dBuV	Measurement Level dBuV/m	Margin dB	Limit dBuV/m
Horizontal Peak Detector:					
11420.000	16.648	34.442	51.089	-22.911	74.000
11550.000	*	*	*	*	74.000
17325.000	*	*	*	*	74.000
20720.000	*	*	*	*	74.000
25900.000	*	*	*	*	74.000
31080.000	*	*	*	*	74.000
36260.000	*	*	*	*	74.000
Average Detector:					
*	*	*	*	*	*
Vertical Peak Detector:					
11420.000	17.311	34.331	51.641	-22.359	74.000
11550.000	*	*	*	*	74.000
17325.000	*	*	*	*	74.000
20720.000	*	*	*	*	74.000
25900.000	*	*	*	*	74.000
31080.000	*	*	*	*	74.000
36260.000	*	*	*	*	74.000
Average Detector:					
*	*	*	*	*	*

Note:
1. All Readings below 1GHz are Quasi-Peak, above 1GHz are performed with peak and/or average measurements as necessary.
2. Peak measurements: RBW = 1MHz, VBW = 3 MHz, Sweep: Auto.
3. Average measurements: RBW = 1MHz, VBW = 10 Hz, Sweep: Auto.
4. Measurement Level = Reading Level + Correct Factor.
5. Correct Factor = Antenna factor + Cable loss –Amplifier gain.
6. The average measurement was not performed when the peak measured data under the limit of average detection.
7. The emission levels of other frequencies are very lower than the limit and not show in test report.

Product : Intel® Dual Band Wireless-AC 8260
Test Item : Harmonic Radiated Emission Data
Test Site : No.3 OATS
Test Mode : Mode 2 SISO B: Transmit (802.11ac-80BW-32.5Mbps) (5210MHz)

Frequency MHz	Correct Factor dB	Reading Level dBuV	Measurement Level dBuV/m	Margin dB	Limit dBuV/m
Horizontal Peak Detector:					
10420.000	13.135	34.057	47.192	-26.808	74.000
11550.000	*	*	*	*	74.000
17325.000	*	*	*	*	74.000
20720.000	*	*	*	*	74.000
25900.000	*	*	*	*	74.000
31080.000	*	*	*	*	74.000
36260.000	*	*	*	*	74.000
Average Detector:					
*	*	*	*	*	*
Vertical Peak Detector:					
10420.000	14.057	33.735	47.792	-26.208	74.000
11550.000	*	*	*	*	74.000
17325.000	*	*	*	*	74.000
20720.000	*	*	*	*	74.000
25900.000	*	*	*	*	74.000
31080.000	*	*	*	*	74.000
36260.000	*	*	*	*	74.000
Average Detector:					
*	*	*	*	*	*

Note:
1. All Readings below 1GHz are Quasi-Peak, above 1GHz are performed with peak and/or average measurements as necessary.
2. Peak measurements: RBW = 1MHz, VBW = 3 MHz, Sweep: Auto.
3. Average measurements: RBW = 1MHz, VBW = 10 Hz, Sweep: Auto.
4. Measurement Level = Reading Level + Correct Factor.
5. Correct Factor = Antenna factor + Cable loss –Amplifier gain.
6. The average measurement was not performed when the peak measured data under the limit of average detection.
7. The emission levels of other frequencies are very lower than the limit and not show in test report.

Product : Intel® Dual Band Wireless-AC 8260
Test Item : Harmonic Radiated Emission Data
Test Site : No.3 OATS
Test Mode : Mode 2 SISO B: Transmit (802.11ac-80BW-32.5Mbps) (5290MHz)

Frequency MHz	Correct Factor dB	Reading Level dBuV	Measurement Level dBuV/m	Margin dB	Limit dBuV/m
Horizontal					
Peak Detector:					
10580.000	14.423	34.494	48.917	-25.083	74.000
11550.000	*	*	*	*	74.000
17325.000	*	*	*	*	74.000
20720.000	*	*	*	*	74.000
25900.000	*	*	*	*	74.000
31080.000	*	*	*	*	74.000
36260.000	*	*	*	*	74.000
Average Detector:					
*	*	*	*	*	*
Vertical					
Peak Detector:					
10580.000	14.849	37.118	51.967	-22.033	74.000
11550.000	*	*	*	*	74.000
17325.000	*	*	*	*	74.000
20720.000	*	*	*	*	74.000
25900.000	*	*	*	*	74.000
31080.000	*	*	*	*	74.000
36260.000	*	*	*	*	74.000
Average Detector:					
*	*	*	*	*	*

Note:

1. All Readings below 1GHz are Quasi-Peak, above 1GHz are performed with peak and/or average measurements as necessary.
2. Peak measurements: RBW = 1MHz, VBW = 3 MHz, Sweep: Auto.
3. Average measurements: RBW = 1MHz, VBW = 10 Hz, Sweep: Auto.
4. Measurement Level = Reading Level + Correct Factor.
5. Correct Factor = Antenna factor + Cable loss –Amplifier gain.
6. The average measurement was not performed when the peak measured data under the limit of average detection.
7. The emission levels of other frequencies are very lower than the limit and not show in test report.

Product : Intel® Dual Band Wireless-AC 8260
Test Item : Harmonic Radiated Emission Data
Test Site : No.3 OATS
Test Mode : Mode 2 SISO B: Transmit (802.11ac-80BW-32.5Mbps) (5530MHz)

Frequency MHz	Correct Factor dB	Reading Level dBuV	Measurement Level dBuV/m	Margin dB	Limit dBuV/m
Horizontal Peak Detector:					
11060.000	16.580	32.457	49.037	-24.963	74.000
11550.000	*	*	*	*	74.000
17325.000	*	*	*	*	74.000
20720.000	*	*	*	*	74.000
25900.000	*	*	*	*	74.000
31080.000	*	*	*	*	74.000
36260.000	*	*	*	*	74.000
Average Detector:					
*	*	*	*	*	*
Vertical Peak Detector:					
11060.000	17.375	33.468	50.843	-23.157	74.000
11550.000	*	*	*	*	74.000
17325.000	*	*	*	*	74.000
20720.000	*	*	*	*	74.000
25900.000	*	*	*	*	74.000
31080.000	*	*	*	*	74.000
36260.000	*	*	*	*	74.000
Average Detector:					
*	*	*	*	*	*

Note:

1. All Readings below 1GHz are Quasi-Peak, above 1GHz are performed with peak and/or average measurements as necessary.
2. Peak measurements: RBW = 1MHz, VBW = 3 MHz, Sweep: Auto.
3. Average measurements: RBW = 1MHz, VBW = 10 Hz, Sweep: Auto.
4. Measurement Level = Reading Level + Correct Factor.
5. Correct Factor = Antenna factor + Cable loss –Amplifier gain.
6. The average measurement was not performed when the peak measured data under the limit of average detection.
7. The emission levels of other frequencies are very lower than the limit and not show in test report.

Product : Intel® Dual Band Wireless-AC 8260
Test Item : Harmonic Radiated Emission Data
Test Site : No.3 OATS
Test Mode : Mode 2 SISO B: Transmit (802.11ac-80BW-32.5Mbps) (5610MHz)

Frequency MHz	Correct Factor dB	Reading Level dBuV	Measurement Level dBuV/m	Margin dB	Limit dBuV/m
Horizontal Peak Detector:					
11220.000	16.589	32.327	48.917	-25.083	74.000
11550.000	*	*	*	*	74.000
17325.000	*	*	*	*	74.000
20720.000	*	*	*	*	74.000
25900.000	*	*	*	*	74.000
31080.000	*	*	*	*	74.000
36260.000	*	*	*	*	74.000
Average Detector:					
*	*	*	*	*	*
Vertical Peak Detector:					
11220.000	17.620	32.144	49.764	-24.236	74.000
11550.000	*	*	*	*	74.000
17325.000	*	*	*	*	74.000
20720.000	*	*	*	*	74.000
25900.000	*	*	*	*	74.000
31080.000	*	*	*	*	74.000
36260.000	*	*	*	*	74.000
Average Detector:					
*	*	*	*	*	*

Note:
1. All Readings below 1GHz are Quasi-Peak, above 1GHz are performed with peak and/or average measurements as necessary.
2. Peak measurements: RBW = 1MHz, VBW = 3 MHz, Sweep: Auto.
3. Average measurements: RBW = 1MHz, VBW = 10 Hz, Sweep: Auto.
4. Measurement Level = Reading Level + Correct Factor.
5. Correct Factor = Antenna factor + Cable loss –Amplifier gain.
6. The average measurement was not performed when the peak measured data under the limit of average detection.
7. The emission levels of other frequencies are very lower than the limit and not show in test report.

Product : Intel® Dual Band Wireless-AC 8260
Test Item : Harmonic Radiated Emission Data
Test Site : No.3 OATS
Test Mode : Mode 2 SISO B: Transmit (802.11ac-80BW-32.5Mbps) (5690MHz)

Frequency MHz	Correct Factor dB	Reading Level dBuV	Measurement Level dBuV/m	Margin dB	Limit dBuV/m
Horizontal Peak Detector:					
11380.000	16.480	34.360	50.841	-23.159	74.000
11550.000	*	*	*	*	74.000
17325.000	*	*	*	*	74.000
20720.000	*	*	*	*	74.000
25900.000	*	*	*	*	74.000
31080.000	*	*	*	*	74.000
36260.000	*	*	*	*	74.000
Average Detector:					
*	*	*	*	*	*
Vertical Peak Detector:					
11380.000	17.125	34.743	51.869	-22.131	74.000
11550.000	*	*	*	*	74.000
17325.000	*	*	*	*	74.000
20720.000	*	*	*	*	74.000
25900.000	*	*	*	*	74.000
31080.000	*	*	*	*	74.000
36260.000	*	*	*	*	74.000
Average Detector:					
*	*	*	*	*	*

Note:
1. All Readings below 1GHz are Quasi-Peak, above 1GHz are performed with peak and/or average measurements as necessary.
2. Peak measurements: RBW = 1MHz, VBW = 3 MHz, Sweep: Auto.
3. Average measurements: RBW = 1MHz, VBW = 10 Hz, Sweep: Auto.
4. Measurement Level = Reading Level + Correct Factor.
5. Correct Factor = Antenna factor + Cable loss –Amplifier gain.
6. The average measurement was not performed when the peak measured data under the limit of average detection.
7. The emission levels of other frequencies are very lower than the limit and not show in test report.

Product : Intel® Dual Band Wireless-AC 8260
Test Item : Harmonic Radiated Emission Data
Test Site : No.3 OATS
Test Mode : Mode 2 SISO B: Transmit (802.11ac-80BW-32.5Mbps) (5775MHz)

Frequency MHz	Correct Factor dB	Reading Level dBuV	Measurement Level dBuV/m	Margin dB	Limit dBuV/m
Horizontal					
Peak Detector:					
11530.000	17.018	35.512	52.530	-21.470	74.000
17325.000	*	*	*	*	74.000
23100.000	*	*	*	*	74.000
28875.000	*	*	*	*	74.000
34650.000	*	*	*	*	74.000
40425.000	*	*	*	*	74.000
Average Detector:					
*	*	*	*	*	*
Vertical					
Peak Detector:					
11530.000	17.952	34.347	52.299	-21.701	74.000
36260.000	*	*	*	*	74.000
36260.000	*	*	*	*	74.000
36260.000	*	*	*	*	74.000
36260.000	*	*	*	*	74.000
36260.000	*	*	*	*	74.000
Average Detector:					
*	*	*	*	*	*

Note:

1. All Readings below 1GHz are Quasi-Peak, above 1GHz are performed with peak and/or average measurements as necessary.
2. Peak measurements: RBW = 1MHz, VBW = 3 MHz, Sweep: Auto.
3. Average measurements: RBW = 1MHz, VBW = 10 Hz, Sweep: Auto.
4. Measurement Level = Reading Level + Correct Factor.
5. Correct Factor = Antenna factor + Cable loss –Amplifier gain.
6. The average measurement was not performed when the peak measured data under the limit of average detection.
7. The emission levels of other frequencies are very lower than the limit and not show in test report.

Product : Intel® Dual Band Wireless-AC 8260
Test Item : Harmonic Radiated Emission Data
Test Site : No.3 OATS
Test Mode : Mode 3 MIMO: Transmit (802.11n-20BW 14.4Mbps) (5180MHz)

Frequency MHz	Correct Factor dB	Reading Level dBμV	Measurement Level dBμV/m	Margin dB	Limit dBμV/m
Horizontal					
Peak Detector:					
10360.000	12.930	34.451	47.381	-26.619	74.000
15540.000	*	*	*	*	74.000
20720.000	*	*	*	*	74.000
25900.000	*	*	*	*	74.000
Average Detector:					
*	*	*	*	*	*
Vertical					
Peak Detector:					
10360.000	13.724	35.557	49.281	-24.719	74.000
15540.000	*	*	*	*	74.000
20720.000	*	*	*	*	74.000
25900.000	*	*	*	*	74.000
Average Detector:					
*	*	*	*	*	*

Note:
1. All Readings below 1GHz are Quasi-Peak, above 1GHz are performed with peak and/or average measurements as necessary.
2. Peak measurements: RBW = 1MHz, VBW = 3 MHz, Sweep: Auto.
3. Average measurements: RBW = 1MHz, VBW = 10 Hz, Sweep: Auto.
4. Measurement Level = Reading Level + Correct Factor.
5. Correct Factor = Antenna factor + Cable loss –Amplifier gain.
6. The average measurement was not performed when the peak measured data under the limit of average detection.
7. The emission levels of other frequencies are very lower than the limit and not show in test report.

Product : Intel® Dual Band Wireless-AC 8260
Test Item : Harmonic Radiated Emission Data
Test Site : No.3 OATS
Test Mode : Mode 3 MIMO: Transmit (802.11n-20BW 14.4Mbps) (5220MHz)

Frequency MHz	Correct Factor dB	Reading Level dBμV	Measurement Level dBμV/m	Margin dB	Limit dBμV/m
Horizontal					
Peak Detector:					
10440.000	13.322	33.404	46.726	-27.274	74.000
15660.000	*	*	*	*	74.000
20880.000	*	*	*	*	74.000
26100.000	*	*	*	*	74.000
Average Detector:					
*	*	*	*	*	*
Vertical					
Peak Detector:					
10440.000	14.245	34.146	48.391	-25.609	74.000
15660.000	*	*	*	*	74.000
20880.000	*	*	*	*	74.000
26100.000	*	*	*	*	74.000
Average Detector:					
*	*	*	*	*	*

Note:
1. All Readings below 1GHz are Quasi-Peak, above 1GHz are performed with peak and/or average measurements as necessary.
2. Peak measurements: RBW = 1MHz, VBW = 3 MHz, Sweep: Auto.
3. Average measurements: RBW = 1MHz, VBW = 10 Hz, Sweep: Auto.
4. Measurement Level = Reading Level + Correct Factor.
5. Correct Factor = Antenna factor + Cable loss –Amplifier gain.
6. The average measurement was not performed when the peak measured data under the limit of average detection.
7. The emission levels of other frequencies are very lower than the limit and not show in test report.

Product : Intel® Dual Band Wireless-AC 8260
Test Item : Harmonic Radiated Emission Data
Test Site : No.3 OATS
Test Mode : Mode 3 MIMO: Transmit (802.11n-20BW 14.4Mbps) (5240MHz)

Frequency MHz	Correct Factor dB	Reading Level dBμV	Measurement Level dBμV/m	Margin dB	Limit dBμV/m
Horizontal					
Peak Detector:					
10480.000	13.693	33.998	47.692	-26.308	74.000
15720.000	*	*	*	*	74.000
20960.000	*	*	*	*	74.000
26200.000	*	*	*	*	74.000
Average Detector:					
*	*	*	*	*	*
Vertical					
Peak Detector:					
10480.000	14.620	34.094	48.715	-25.285	74.000
15720.000	*	*	*	*	74.000
20960.000	*	*	*	*	74.000
26200.000	*	*	*	*	74.000
Average Detector:					
*	*	*	*	*	*

Note:
1. All Readings below 1GHz are Quasi-Peak, above 1GHz are performed with peak and/or average measurements as necessary.
2. Peak measurements: RBW = 1MHz, VBW = 3 MHz, Sweep: Auto.
3. Average measurements: RBW = 1MHz, VBW = 10 Hz, Sweep: Auto.
4. Measurement Level = Reading Level + Correct Factor.
5. Correct Factor = Antenna factor + Cable loss –Amplifier gain.
6. The average measurement was not performed when the peak measured data under the limit of average detection.
7. The emission levels of other frequencies are very lower than the limit and not show in test report.

Product : Intel® Dual Band Wireless-AC 8260
Test Item : Harmonic Radiated Emission Data
Test Site : No.3 OATS
Test Mode : Mode 3 MIMO: Transmit (802.11n-20BW 14.4Mbps) (5260MHz)

Frequency MHz	Correct Factor dB	Reading Level dBμV	Measurement Level dBμV/m	Margin dB	Limit dBμV/m
Horizontal					
Peak Detector:					
10520.000	14.015	33.216	47.231	-26.769	74.000
15780.000	*	*	*	*	74.000
21040.000	*	*	*	*	74.000
26300.000	*	*	*	*	74.000
Average Detector:					
*	*	*	*	*	*
Vertical					
Peak Detector:					
10520.000	14.818	35.975	50.793	-23.207	74.000
15780.000	*	*	*	*	74.000
21040.000	*	*	*	*	74.000
26300.000	*	*	*	*	74.000
Average Detector:					
*	*	*	*	*	*

Note:
1. All Readings below 1GHz are Quasi-Peak, above 1GHz are performed with peak and/or average measurements as necessary.
2. Peak measurements: RBW = 1MHz, VBW = 3 MHz, Sweep: Auto.
3. Average measurements: RBW = 1MHz, VBW = 10 Hz, Sweep: Auto.
4. Measurement Level = Reading Level + Correct Factor.
5. Correct Factor = Antenna factor + Cable loss –Amplifier gain.
6. The average measurement was not performed when the peak measured data under the limit of average detection.
7. The emission levels of other frequencies are very lower than the limit and not show in test report.

Product : Intel® Dual Band Wireless-AC 8260
Test Item : Harmonic Radiated Emission Data
Test Site : No.3 OATS
Test Mode : Mode 3 MIMO: Transmit (802.11n-20BW 14.4Mbps) (5300MHz)

Frequency MHz	Correct Factor dB	Reading Level dBμV	Measurement Level dBμV/m	Margin dB	Limit dBμV/m
Horizontal					
Peak Detector:					
10600.000	14.550	34.589	49.138	-24.862	74.000
15900.000	*	*	*	*	74.000
21200.000	*	*	*	*	74.000
26500.000	*	*	*	*	74.000
Average Detector:					
*	*	*	*	*	*
Vertical					
Peak Detector:					
10600.000	14.881	35.591	50.472	-23.528	74.000
15900.000	*	*	*	*	74.000
21200.000	*	*	*	*	74.000
26500.000	*	*	*	*	74.000
Average Detector:					
*	*	*	*	*	*

Note:
1. All Readings below 1GHz are Quasi-Peak, above 1GHz are performed with peak and/or average measurements as necessary.
2. Peak measurements: RBW = 1MHz, VBW = 3 MHz, Sweep: Auto.
3. Average measurements: RBW = 1MHz, VBW = 10 Hz, Sweep: Auto.
4. Measurement Level = Reading Level + Correct Factor.
5. Correct Factor = Antenna factor + Cable loss –Amplifier gain.
6. The average measurement was not performed when the peak measured data under the limit of average detection.
7. The emission levels of other frequencies are very lower than the limit and not show in test report.

Product : Intel® Dual Band Wireless-AC 8260
Test Item : Harmonic Radiated Emission Data
Test Site : No.3 OATS
Test Mode : Mode 3 MIMO: Transmit (802.11n-20BW 14.4Mbps) (5320MHz)

Frequency MHz	Correct Factor dB	Reading Level dBμV	Measurement Level dBμV/m	Margin dB	Limit dBμV/m
Horizontal					
Peak Detector:					
10640.000	14.690	35.125	49.815	-24.185	74.000
15960.000	*	*	*	*	74.000
21280.000	*	*	*	*	74.000
26600.000	*	*	*	*	74.000
Average Detector:					
*	*	*	*	*	*
Vertical					
Peak Detector:					
10640.000	15.083	36.864	51.947	-22.053	74.000
15960.000	*	*	*	*	74.000
21280.000	*	*	*	*	74.000
26600.000	*	*	*	*	74.000
Average Detector:					
*	*	*	*	*	*

Note:

1. All Readings below 1GHz are Quasi-Peak, above 1GHz are performed with peak and/or average measurements as necessary.
2. Peak measurements: RBW = 1MHz, VBW = 3 MHz, Sweep: Auto.
3. Average measurements: RBW = 1MHz, VBW = 10 Hz, Sweep: Auto.
4. Measurement Level = Reading Level + Correct Factor.
5. Correct Factor = Antenna factor + Cable loss –Amplifier gain.
6. The average measurement was not performed when the peak measured data under the limit of average detection.
7. The emission levels of other frequencies are very lower than the limit and not show in test report.

Product : Intel® Dual Band Wireless-AC 8260
Test Item : Harmonic Radiated Emission Data
Test Site : No.3 OATS
Test Mode : Mode 3 MIMO: Transmit (802.11n-20BW 14.4Mbps) (5500MHz)

Frequency MHz	Correct Factor dB	Reading Level dBμV	Measurement Level dBμV/m	Margin dB	Limit dBμV/m
Horizontal					
Peak Detector:					
11000.000	16.399	31.524	47.923	-26.077	74.000
16500.000	*	*	*	*	74.000
22000.000	*	*	*	*	74.000
27500.000	*	*	*	*	74.000
Average Detector:					
*	*	*	*	*	*
Vertical					
Peak Detector:					
11000.000	17.132	34.350	51.482	-22.518	74.000
16500.000	*	*	*	*	74.000
22000.000	*	*	*	*	74.000
27500.000	*	*	*	*	74.000
Average Detector:					
*	*	*	*	*	*

Note:
1. All Readings below 1GHz are Quasi-Peak, above 1GHz are performed with peak and/or average measurements as necessary.
2. Peak measurements: RBW = 1MHz, VBW = 3 MHz, Sweep: Auto.
3. Average measurements: RBW = 1MHz, VBW = 10 Hz, Sweep: Auto.
4. Measurement Level = Reading Level + Correct Factor.
5. Correct Factor = Antenna factor + Cable loss –Amplifier gain.
6. The average measurement was not performed when the peak measured data under the limit of average detection.
7. The emission levels of other frequencies are very lower than the limit and not show in test report.

Product : Intel® Dual Band Wireless-AC 8260
Test Item : Harmonic Radiated Emission Data
Test Site : No.3 OATS
Test Mode : Mode 3 MIMO: Transmit (802.11n-20BW 14.4Mbps) (5580MHz)

Frequency MHz	Correct Factor dB	Reading Level dBμV	Measurement Level dBμV/m	Margin dB	Limit dBμV/m
Horizontal					
Peak Detector:					
11160.000	16.664	31.507	48.172	-25.828	74.000
16740.000	*	*	*	*	74.000
22320.000	*	*	*	*	74.000
27900.000	*	*	*	*	74.000
Average Detector:					
*	*	*	*	*	*
Vertical					
Peak Detector:					
11160.000	17.643	33.150	50.793	-23.207	74.000
16740.000	*	*	*	*	74.000
22320.000	*	*	*	*	74.000
27900.000	*	*	*	*	74.000
Average Detector:					
*	*	*	*	*	*

Note:
1. All Readings below 1GHz are Quasi-Peak, above 1GHz are performed with peak and/or average measurements as necessary.
2. Peak measurements: RBW = 1MHz, VBW = 3 MHz, Sweep: Auto.
3. Average measurements: RBW = 1MHz, VBW = 10 Hz, Sweep: Auto.
4. Measurement Level = Reading Level + Correct Factor.
5. Correct Factor = Antenna factor + Cable loss –Amplifier gain.
6. The average measurement was not performed when the peak measured data under the limit of average detection.
7. The emission levels of other frequencies are very lower than the limit and not show in test report.

Product : Intel® Dual Band Wireless-AC 8260
Test Item : Harmonic Radiated Emission Data
Test Site : No.3 OATS
Test Mode : Mode 3 MIMO: Transmit (802.11n-20BW 14.4Mbps) (5700MHz)

Frequency MHz	Correct Factor dB	Reading Level dBμV	Measurement Level dBμV/m	Margin dB	Limit dBμV/m
Horizontal					
Peak Detector:					
11400.000	16.530	33.562	50.093	-23.907	74.000
17100.000	*	*	*	*	74.000
22800.000	*	*	*	*	74.000
28500.000	*	*	*	*	74.000
Average Detector:					
*	*	*	*	*	*
Vertical					
Peak Detector:					
11400.000	17.138	35.301	52.439	-21.561	74.000
17100.000	*	*	*	*	74.000
22800.000	*	*	*	*	74.000
28500.000	*	*	*	*	74.000
Average Detector:					
*	*	*	*	*	*

Note:

1. All Readings below 1GHz are Quasi-Peak, above 1GHz are performed with peak and/or average measurements as necessary.
2. Peak measurements: RBW = 1MHz, VBW = 3 MHz, Sweep: Auto.
3. Average measurements: RBW = 1MHz, VBW = 10 Hz, Sweep: Auto.
4. Measurement Level = Reading Level + Correct Factor.
5. Correct Factor = Antenna factor + Cable loss –Amplifier gain.
6. The average measurement was not performed when the peak measured data under the limit of average detection.
7. The emission levels of other frequencies are very lower than the limit and not show in test report.

Test Item : Harmonic Radiated Emission Data
Test Site : No.3 OATS
Test Mode : Mode 3 MIMO: Transmit (802.11n-20BW 14.4Mbps) (5745MHz)

Frequency MHz	Correct Factor dB	Reading Level dBμV	Measurement Level dBμV/m	Margin dB	Limit dBμV/m
Horizontal					
Peak Detector:					
11490.000	17.106	35.391	52.497	-21.503	74.000
17235.000	*	*	*	*	74.000
22980.000	*	*	*	*	74.000
28725.000	*	*	*	*	74.000
Average Detector:					
*	*	*	*	*	*
Vertical					
Peak Detector:					
11490.000	18.034	34.750	52.784	-21.216	74.000
17235.000	*	*	*	*	74.000
22980.000	*	*	*	*	74.000
28725.000	*	*	*	*	74.000
Average Detector:					
*	*	*	*	*	*

Note:
1. All Readings below 1GHz are Quasi-Peak, above 1GHz are performed with peak and/or average measurements as necessary.
2. Peak measurements: RBW = 1MHz, VBW = 3 MHz, Sweep: Auto.
3. Average measurements: RBW = 1MHz, VBW = 10 Hz, Sweep: Auto.
4. Measurement Level = Reading Level + Correct Factor.
5. Correct Factor = Antenna factor + Cable loss –Amplifier gain.
6. The average measurement was not performed when the peak measured data under the limit of average detection.
7. The emission levels of other frequencies are very lower than the limit and not show in test report.

Test Item : Harmonic Radiated Emission Data
Test Site : No.3 OATS
Test Mode : Mode 3 MIMO: Transmit (802.11n-20BW 14.4Mbps) (5785MHz)

Frequency MHz	Correct Factor dB	Reading Level dBμV	Measurement Level dBμV/m	Margin dB	Limit dBμV/m
Horizontal					
Peak Detector:					
11570.000	16.809	35.410	52.219	-21.781	74.000
17355.000	*	*	*	*	74.000
23140.000	*	*	*	*	74.000
28923.000	*	*	*	*	74.000
Average Detector:					
*	*	*	*	*	*
Vertical					
Peak Detector:					
11570.000	17.698	35.126	52.824	-21.176	74.000
17355.000	*	*	*	*	74.000
23140.000	*	*	*	*	74.000
28923.000	*	*	*	*	74.000
Average Detector:					
*	*	*	*	*	*

Note:

1. All Readings below 1GHz are Quasi-Peak, above 1GHz are performed with peak and/or average measurements as necessary.
2. Peak measurements: RBW = 1MHz, VBW = 3 MHz, Sweep: Auto.
3. Average measurements: RBW = 1MHz, VBW = 10 Hz, Sweep: Auto.
4. Measurement Level = Reading Level + Correct Factor.
5. Correct Factor = Antenna factor + Cable loss –Amplifier gain.
6. The average measurement was not performed when the peak measured data under the limit of average detection.
7. The emission levels of other frequencies are very lower than the limit and not show in test report.

Test Item : Harmonic Radiated Emission Data
Test Site : No.3 OATS
Test Mode : Mode 3 MIMO: Transmit (802.11n-20BW 14.4Mbps) (5825MHz)

Frequency MHz	Correct Factor dB	Reading Level dBμV	Measurement Level dBμV/m	Margin dB	Limit dBμV/m
Horizontal					
Peak Detector:					
11650.000	16.158	35.398	51.556	-22.444	74.000
17475.000	*	*	*	*	74.000
23300.000	*	*	*	*	74.000
29125.000	*	*	*	*	74.000
Average Detector:					
*	*	*	*	*	*
Vertical					
Peak Detector:					
11650.000	17.274	34.642	51.916	-22.084	74.000
17475.000	*	*	*	*	74.000
23300.000	*	*	*	*	74.000
29125.000	*	*	*	*	74.000
Average Detector:					
*	*	*	*	*	*

Note:

1. All Readings below 1GHz are Quasi-Peak, above 1GHz are performed with peak and/or average measurements as necessary.
2. Peak measurements: RBW = 1MHz, VBW = 3 MHz, Sweep: Auto.
3. Average measurements: RBW = 1MHz, VBW = 10 Hz, Sweep: Auto.
4. Measurement Level = Reading Level + Correct Factor.
5. Correct Factor = Antenna factor + Cable loss –Amplifier gain.
6. The average measurement was not performed when the peak measured data under the limit of average detection.
7. The emission levels of other frequencies are very lower than the limit and not show in test report.

Product : Intel® Dual Band Wireless-AC 8260
Test Item : Harmonic Radiated Emission Data
Test Site : No.3 OATS
Test Mode : Mode 3 MIMO: Transmit (802.11n-40BW 30Mbps) (5190MHz)

Frequency MHz	Correct Factor dB	Reading Level dBμV	Measurement Level dBμV/m	Margin dB	Limit dBμV/m
Horizontal					
Peak Detector:					
10380.000	12.939	33.233	46.172	-27.828	74.000
15570.000	*	*	*	*	74.000
20760.000	*	*	*	*	74.000
25950.000	*	*	*	*	74.000
Average Detector:					
*	*	*	*	*	*
Vertical					
Peak Detector:					
10380.000	13.796	35.376	49.172	-24.828	74.000
15570.000	*	*	*	*	74.000
20760.000	*	*	*	*	74.000
25950.000	*	*	*	*	74.000
Average Detector:					
*	*	*	*	*	*

Note:
1. All Readings below 1GHz are Quasi-Peak, above 1GHz are performed with peak and/or average measurements as necessary.
2. Peak measurements: RBW = 1MHz, VBW = 3 MHz, Sweep: Auto.
3. Average measurements: RBW = 1MHz, VBW = 10 Hz, Sweep: Auto.
4. Measurement Level = Reading Level + Correct Factor.
5. Correct Factor = Antenna factor + Cable loss –Amplifier gain.
6. The average measurement was not performed when the peak measured data under the limit of average detection.
7. The emission levels of other frequencies are very lower than the limit and not show in test report.

Product : Intel® Dual Band Wireless-AC 8260
Test Item : Harmonic Radiated Emission Data
Test Site : No.3 OATS
Test Mode : Mode 3 MIMO: Transmit (802.11n-40BW 30Mbps) (5230MHz)

Frequency MHz	Correct Factor dB	Reading Level dBμV	Measurement Level dBμV/m	Margin dB	Limit dBμV/m
Horizontal					
Peak Detector:					
10460.000	13.508	33.304	46.812	-27.188	74.000
15690.000	*	*	*	*	74.000
20920.000	*	*	*	*	74.000
26150.000	*	*	*	*	74.000
Average Detector:					
*	*	*	*	*	*
Vertical					
Peak Detector:					
10460.000	14.433	33.384	47.817	-26.183	74.000
15690.000	*	*	*	*	74.000
20920.000	*	*	*	*	74.000
26150.000	*	*	*	*	74.000
Average Detector:					
*	*	*	*	*	*

Note:
1. All Readings below 1GHz are Quasi-Peak, above 1GHz are performed with peak and/or average measurements as necessary.
2. Peak measurements: RBW = 1MHz, VBW = 3 MHz, Sweep: Auto.
3. Average measurements: RBW = 1MHz, VBW = 10 Hz, Sweep: Auto.
4. Measurement Level = Reading Level + Correct Factor.
5. Correct Factor = Antenna factor + Cable loss –Amplifier gain.
6. The average measurement was not performed when the peak measured data under the limit of average detection.
7. The emission levels of other frequencies are very lower than the limit and not show in test report.

Product : Intel® Dual Band Wireless-AC 8260
Test Item : Harmonic Radiated Emission Data
Test Site : No.3 OATS
Test Mode : Mode 3 MIMO: Transmit (802.11n-40BW 30Mbps) (5270MHz)

Frequency MHz	Correct Factor dB	Reading Level dBμV	Measurement Level dBμV/m	Margin dB	Limit dBμV/m
Horizontal					
Peak Detector:					
10540.000	14.151	34.169	48.319	-25.681	74.000
15810.000	*	*	*	*	74.000
21080.000	*	*	*	*	74.000
26350.000	*	*	*	*	74.000
Average Detector:					
*	*	*	*	*	*
Vertical					
Peak Detector:					
10540.000	14.829	36.561	51.389	-22.611	74.000
15810.000	*	*	*	*	74.000
21080.000	*	*	*	*	74.000
26350.000	*	*	*	*	74.000
Average Detector:					
*	*	*	*	*	*

Note:
1. All Readings below 1GHz are Quasi-Peak, above 1GHz are performed with peak and/or average measurements as necessary.
2. Peak measurements: RBW = 1MHz, VBW = 3 MHz, Sweep: Auto.
3. Average measurements: RBW = 1MHz, VBW = 10 Hz, Sweep: Auto.
4. Measurement Level = Reading Level + Correct Factor.
5. Correct Factor = Antenna factor + Cable loss –Amplifier gain.
6. The average measurement was not performed when the peak measured data under the limit of average detection.
7. The emission levels of other frequencies are very lower than the limit and not show in test report.

Product : Intel® Dual Band Wireless-AC 8260
Test Item : Harmonic Radiated Emission Data
Test Site : No.3 OATS
Test Mode : Mode 3 MIMO: Transmit (802.11n-40BW 30Mbps) (5310MHz)

Frequency MHz	Correct Factor dB	Reading Level dBμV	Measurement Level dBμV/m	Margin dB	Limit dBμV/m
Horizontal					
Peak Detector:					
10620.000	14.623	35.249	49.872	-24.128	74.000
15930.000	*	*	*	*	74.000
21240.000	*	*	*	*	74.000
26550.000	*	*	*	*	74.000
Average Detector:					
*	*	*	*	*	*
Vertical					
Peak Detector:					
10620.000	14.970	36.523	51.493	-22.507	74.000
15930.000	*	*	*	*	74.000
21240.000	*	*	*	*	74.000
26550.000	*	*	*	*	74.000
Average Detector:					
*	*	*	*	*	*

Note:
1. All Readings below 1GHz are Quasi-Peak, above 1GHz are performed with peak and/or average measurements as necessary.
2. Peak measurements: RBW = 1MHz, VBW = 3 MHz, Sweep: Auto.
3. Average measurements: RBW = 1MHz, VBW = 10 Hz, Sweep: Auto.
4. Measurement Level = Reading Level + Correct Factor.
5. Correct Factor = Antenna factor + Cable loss –Amplifier gain.
6. The average measurement was not performed when the peak measured data under the limit of average detection.
7. The emission levels of other frequencies are very lower than the limit and not show in test report.

Product : Intel® Dual Band Wireless-AC 8260
Test Item : Harmonic Radiated Emission Data
Test Site : No.3 OATS
Test Mode : Mode 3 MIMO: Transmit (802.11n-40BW 30Mbps) (5510MHz)

Frequency MHz	Correct Factor dB	Reading Level dBμV	Measurement Level dBμV/m	Margin dB	Limit dBμV/m
Horizontal					
Peak Detector:					
11020.000	16.474	32.700	49.173	-24.827	74.000
15930.000	*	*	*	*	74.000
21240.000	*	*	*	*	74.000
26550.000	*	*	*	*	74.000
Average Detector:					
*	*	*	*	*	*
Vertical					
Peak Detector:					
11020.000	17.224	33.538	50.762	-23.238	74.000
15930.000	*	*	*	*	74.000
21240.000	*	*	*	*	74.000
26550.000	*	*	*	*	74.000
Average Detector:					
*	*	*	*	*	*

Note:
1. All Readings below 1GHz are Quasi-Peak, above 1GHz are performed with peak and/or average measurements as necessary.
2. Peak measurements: RBW = 1MHz, VBW = 3 MHz, Sweep: Auto.
3. Average measurements: RBW = 1MHz, VBW = 10 Hz, Sweep: Auto.
4. Measurement Level = Reading Level + Correct Factor.
5. Correct Factor = Antenna factor + Cable loss –Amplifier gain.
6. The average measurement was not performed when the peak measured data under the limit of average detection.
7. The emission levels of other frequencies are very lower than the limit and not show in test report.

Product : Intel® Dual Band Wireless-AC 8260
Test Item : Harmonic Radiated Emission Data
Test Site : No.3 OATS
Test Mode : Mode 3 MIMO: Transmit (802.11n-40BW 30Mbps) (5550MHz)

Frequency MHz	Correct Factor dB	Reading Level dBμV	Measurement Level dBμV/m	Margin dB	Limit dBμV/m
Horizontal					
Peak Detector:					
11100.000	16.681	31.256	47.937	-26.063	74.000
16770.000	*	*	*	*	74.000
22360.000	*	*	*	*	74.000
27950.000	*	*	*	*	74.000
Average Detector:					
*	*	*	*	*	*
Vertical					
Peak Detector:					
11100.000	17.523	33.350	50.873	-23.127	74.000
16770.000	*	*	*	*	74.000
22360.000	*	*	*	*	74.000
27950.000	*	*	*	*	74.000
Average Detector:					
*	*	*	*	*	*

Note:
1. All Readings below 1GHz are Quasi-Peak, above 1GHz are performed with peak and/or average measurements as necessary.
2. Peak measurements: RBW = 1MHz, VBW = 3 MHz, Sweep: Auto.
3. Average measurements: RBW = 1MHz, VBW = 10 Hz, Sweep: Auto.
4. Measurement Level = Reading Level + Correct Factor.
5. Correct Factor = Antenna factor + Cable loss –Amplifier gain.
6. The average measurement was not performed when the peak measured data under the limit of average detection.
7. The emission levels of other frequencies are very lower than the limit and not show in test report.

Product : Intel® Dual Band Wireless-AC 8260
Test Item : Harmonic Radiated Emission Data
Test Site : No.3 OATS
Test Mode : Mode 3 MIMO: Transmit (802.11n-40BW 30Mbps) (5670MHz)

Frequency MHz	Correct Factor dB	Reading Level dBμV	Measurement Level dBμV/m	Margin dB	Limit dBμV/m
Horizontal					
Peak Detector:					
11340.000	16.408	33.345	49.752	-24.248	74.000
17010.000	*	*	*	*	74.000
22680.000	*	*	*	*	74.000
28350.000	*	*	*	*	74.000
Average Detector:					
*	*	*	*	*	*
Vertical					
Peak Detector:					
11340.000	17.167	35.006	52.173	-21.827	74.000
17010.000	*	*	*	*	74.000
22680.000	*	*	*	*	74.000
28350.000	*	*	*	*	74.000
Average Detector:					
*	*	*	*	*	*

Note:
1. All Readings below 1GHz are Quasi-Peak, above 1GHz are performed with peak and/or average measurements as necessary.
2. Peak measurements: RBW = 1MHz, VBW = 3 MHz, Sweep: Auto.
3. Average measurements: RBW = 1MHz, VBW = 10 Hz, Sweep: Auto.
4. Measurement Level = Reading Level + Correct Factor.
5. Correct Factor = Antenna factor + Cable loss –Amplifier gain.
6. The average measurement was not performed when the peak measured data under the limit of average detection.
7. The emission levels of other frequencies are very lower than the limit and not show in test report.

Product : Intel® Dual Band Wireless-AC 8260
Test Item : Harmonic Radiated Emission Data
Test Site : No.3 OATS
Test Mode : Mode 3 MIMO: Transmit (802.11n-40BW 30Mbps) (5755MHz)

Frequency MHz	Correct Factor dB	Reading Level dBμV	Measurement Level dBμV/m	Margin dB	Limit dBμV/m
Horizontal					
Peak Detector:					
11510.000	17.124	34.728	51.852	-22.148	74.000
17265.000	*	*	*	*	74.000
23020.000	*	*	*	*	74.000
28775.000	*	*	*	*	74.000
Average Detector:					
*	*	*	*	*	*
Vertical					
Peak Detector:					
11510.000	18.081	34.686	52.767	-21.233	74.000
17265.000	*	*	*	*	74.000
23020.000	*	*	*	*	74.000
28775.000	*	*	*	*	74.000
Average Detector:					
*	*	*	*	*	*

Note:
1. All Readings below 1GHz are Quasi-Peak, above 1GHz are performed with peak and/or average measurements as necessary.
2. Peak measurements: RBW = 1MHz, VBW = 3 MHz, Sweep: Auto.
3. Average measurements: RBW = 1MHz, VBW = 10 Hz, Sweep: Auto.
4. Measurement Level = Reading Level + Correct Factor.
5. Correct Factor = Antenna factor + Cable loss –Amplifier gain.
6. The average measurement was not performed when the peak measured data under the limit of average detection.
7. The emission levels of other frequencies are very lower than the limit and not show in test report.

Product : Intel® Dual Band Wireless-AC 8260
Test Item : Harmonic Radiated Emission Data
Test Site : No.3 OATS
Test Mode : Mode 3 MIMO: Transmit (802.11n-40BW 30Mbps) (5795MHz)

Frequency MHz	Correct Factor dB	Reading Level dBμV	Measurement Level dBμV/m	Margin dB	Limit dBμV/m
Horizontal					
Peak Detector:					
11590.000	16.701	35.404	52.105	-21.895	74.000
17385.000	*	*	*	*	74.000
23180.000	*	*	*	*	74.000
28975.000	*	*	*	*	74.000
Average Detector:					
*	*	*	*	*	*
Vertical					
Peak Detector:					
11590.000	17.567	35.116	52.683	-21.317	74.000
17385.000	*	*	*	*	74.000
23180.000	*	*	*	*	74.000
28975.000	*	*	*	*	74.000
Average Detector:					
*	*	*	*	*	*

Note:
1. All Readings below 1GHz are Quasi-Peak, above 1GHz are performed with peak and/or average measurements as necessary.
2. Peak measurements: RBW = 1MHz, VBW = 3 MHz, Sweep: Auto.
3. Average measurements: RBW = 1MHz, VBW = 10 Hz, Sweep: Auto.
4. Measurement Level = Reading Level + Correct Factor.
5. Correct Factor = Antenna factor + Cable loss –Amplifier gain.
6. The average measurement was not performed when the peak measured data under the limit of average detection.
7. The emission levels of other frequencies are very lower than the limit and not show in test report.

Product : Intel® Dual Band Wireless-AC 8260
Test Item : Harmonic Radiated Emission Data
Test Site : No.3 OATS
Test Mode : Mode 3 MIMO: Transmit (802.11ac-20BW-14.4Mbps) (5720MHz)

Frequency MHz	Correct Factor dB	Reading Level dBuV	Measurement Level dBuV/m	Margin dB	Limit dBuV/m
Horizontal Peak Detector:					
11440.000	16.779	33.038	49.817	-24.183	74.000
11550.000	*	*	*	*	74.000
17325.000	*	*	*	*	74.000
20720.000	*	*	*	*	74.000
25900.000	*	*	*	*	74.000
31080.000	*	*	*	*	74.000
36260.000	*	*	*	*	74.000
Average Detector:					
*	*	*	*	*	*
Vertical Peak Detector:					
11440.000	17.519	33.852	51.371	-22.629	74.000
11550.000	*	*	*	*	74.000
17325.000	*	*	*	*	74.000
20720.000	*	*	*	*	74.000
25900.000	*	*	*	*	74.000
31080.000	*	*	*	*	74.000
36260.000	*	*	*	*	74.000
Average Detector:					
*	*	*	*	*	*

Note:

1. All Readings below 1GHz are Quasi-Peak, above 1GHz are performed with peak and/or average measurements as necessary.
2. Peak measurements: RBW = 1MHz, VBW = 3 MHz, Sweep: Auto.
3. Average measurements: RBW = 1MHz, VBW = 10 Hz, Sweep: Auto.
4. Measurement Level = Reading Level + Correct Factor.
5. Correct Factor = Antenna factor + Cable loss –Amplifier gain.
6. The average measurement was not performed when the peak measured data under the limit of average detection.
7. The emission levels of other frequencies are very lower than the limit and not show in test report.

Product : Intel® Dual Band Wireless-AC 8260
Test Item : Harmonic Radiated Emission Data
Test Site : No.3 OATS
Test Mode : Mode 3 MIMO: Transmit (802.11ac-40BW-30Mbps) (5710MHz)

Frequency MHz	Correct Factor dB	Reading Level dBuV	Measurement Level dBuV/m	Margin dB	Limit dBuV/m
Horizontal Peak Detector:					
11440.000	17.519	33.852	51.371	-22.629	74.000
11550.000	*	*	*	*	74.000
17325.000	*	*	*	*	74.000
20720.000	*	*	*	*	74.000
25900.000	*	*	*	*	74.000
31080.000	*	*	*	*	74.000
36260.000	*	*	*	*	74.000
Average Detector:					
*	*	*	*	*	*
Vertical Peak Detector:					
11420.000	17.311	34.862	52.172	-21.828	74.000
11550.000	*	*	*	*	74.000
17325.000	*	*	*	*	74.000
20720.000	*	*	*	*	74.000
25900.000	*	*	*	*	74.000
31080.000	*	*	*	*	74.000
36260.000	*	*	*	*	74.000
Average Detector:					
*	*	*	*	*	*

Note:

1. All Readings below 1GHz are Quasi-Peak, above 1GHz are performed with peak and/or average measurements as necessary.
2. Peak measurements: RBW = 1MHz, VBW = 3 MHz, Sweep: Auto.
3. Average measurements: RBW = 1MHz, VBW = 10 Hz, Sweep: Auto.
4. Measurement Level = Reading Level + Correct Factor.
5. Correct Factor = Antenna factor + Cable loss –Amplifier gain.
6. The average measurement was not performed when the peak measured data under the limit of average detection.
7. The emission levels of other frequencies are very lower than the limit and not show in test report.

Product : Intel® Dual Band Wireless-AC 8260
Test Item : Harmonic Radiated Emission Data
Test Site : No.3 OATS
Test Mode : Mode 3 MIMO: Transmit (802.11ac-80BW-65Mbps) (5210MHz)

Frequency MHz	Correct Factor dB	Reading Level dBuV	Measurement Level dBuV/m	Margin dB	Limit dBuV/m
Horizontal Peak Detector:					
10420.000	13.135	33.246	46.381	-27.619	74.000
11550.000	*	*	*	*	74.000
17325.000	*	*	*	*	74.000
20720.000	*	*	*	*	74.000
25900.000	*	*	*	*	74.000
31080.000	*	*	*	*	74.000
36260.000	*	*	*	*	74.000
Average Detector:					
*	*	*	*	*	*
Vertical Peak Detector:					
10420.000	14.057	34.335	48.392	-25.608	74.000
11550.000	*	*	*	*	74.000
17325.000	*	*	*	*	74.000
20720.000	*	*	*	*	74.000
25900.000	*	*	*	*	74.000
31080.000	*	*	*	*	74.000
36260.000	*	*	*	*	74.000
Average Detector:					
*	*	*	*	*	*

Note:

1. All Readings below 1GHz are Quasi-Peak, above 1GHz are performed with peak and/or average measurements as necessary.
2. Peak measurements: RBW = 1MHz, VBW = 3 MHz, Sweep: Auto.
3. Average measurements: RBW = 1MHz, VBW = 10 Hz, Sweep: Auto.
4. Measurement Level = Reading Level + Correct Factor.
5. Correct Factor = Antenna factor + Cable loss –Amplifier gain.
6. The average measurement was not performed when the peak measured data under the limit of average detection.
7. The emission levels of other frequencies are very lower than the limit and not show in test report.

Product : Intel® Dual Band Wireless-AC 8260
Test Item : Harmonic Radiated Emission Data
Test Site : No.3 OATS
Test Mode : Mode 3 MIMO: Transmit (802.11ac-80BW-65Mbps) (5290MHz)

Frequency MHz	Correct Factor dB	Reading Level dBuV	Measurement Level dBuV/m	Margin dB	Limit dBuV/m
Horizontal					
Peak Detector:					
10580.000	14.423	34.204	48.627	-25.373	74.000
11550.000	*	*	*	*	74.000
17325.000	*	*	*	*	74.000
20720.000	*	*	*	*	74.000
25900.000	*	*	*	*	74.000
31080.000	*	*	*	*	74.000
36260.000	*	*	*	*	74.000
Average Detector:					
*	*	*	*	*	*
Vertical					
Peak Detector:					
10580.000	14.423	34.204	48.627	-25.373	74.000
11550.000	*	*	*	*	74.000
17325.000	*	*	*	*	74.000
20720.000	*	*	*	*	74.000
25900.000	*	*	*	*	74.000
31080.000	*	*	*	*	74.000
36260.000	*	*	*	*	74.000
Average Detector:					
*	*	*	*	*	*

Note:

1. All Readings below 1GHz are Quasi-Peak, above 1GHz are performed with peak and/or average measurements as necessary.
2. Peak measurements: RBW = 1MHz, VBW = 3 MHz, Sweep: Auto.
3. Average measurements: RBW = 1MHz, VBW = 10 Hz, Sweep: Auto.
4. Measurement Level = Reading Level + Correct Factor.
5. Correct Factor = Antenna factor + Cable loss –Amplifier gain.
6. The average measurement was not performed when the peak measured data under the limit of average detection.
7. The emission levels of other frequencies are very lower than the limit and not show in test report.

Product : Intel® Dual Band Wireless-AC 8260
Test Item : Harmonic Radiated Emission Data
Test Site : No.3 OATS
Test Mode : Mode 3 MIMO: Transmit (802.11ac-80BW-65Mbps) (5530MHz)

Frequency MHz	Correct Factor dB	Reading Level dBuV	Measurement Level dBuV/m	Margin dB	Limit dBuV/m
Horizontal Peak Detector:					
11060.000	16.580	32.582	49.162	-24.838	74.000
11550.000	*	*	*	*	74.000
17325.000	*	*	*	*	74.000
20720.000	*	*	*	*	74.000
25900.000	*	*	*	*	74.000
31080.000	*	*	*	*	74.000
36260.000	*	*	*	*	74.000
Average Detector:					
*	*	*	*	*	*
Vertical Peak Detector:					
11060.000	17.375	33.919	51.294	-22.706	74.000
11550.000	*	*	*	*	74.000
17325.000	*	*	*	*	74.000
20720.000	*	*	*	*	74.000
25900.000	*	*	*	*	74.000
31080.000	*	*	*	*	74.000
36260.000	*	*	*	*	74.000
Average Detector:					
*	*	*	*	*	*

Note:

1. All Readings below 1GHz are Quasi-Peak, above 1GHz are performed with peak and/or average measurements as necessary.
2. Peak measurements: RBW = 1MHz, VBW = 3 MHz, Sweep: Auto.
3. Average measurements: RBW = 1MHz, VBW = 10 Hz, Sweep: Auto.
4. Measurement Level = Reading Level + Correct Factor.
5. Correct Factor = Antenna factor + Cable loss –Amplifier gain.
6. The average measurement was not performed when the peak measured data under the limit of average detection.
7. The emission levels of other frequencies are very lower than the limit and not show in test report.

Product : Intel® Dual Band Wireless-AC 8260
Test Item : Harmonic Radiated Emission Data
Test Site : No.3 OATS
Test Mode : Mode 3 MIMO: Transmit (802.11ac-80BW-65Mbps) (5610MHz)

Frequency MHz	Correct Factor dB	Reading Level dBuV	Measurement Level dBuV/m	Margin dB	Limit dBuV/m
Horizontal Peak Detector:					
11220.000	16.589	30.993	47.583	-26.417	74.000
11550.000	*	*	*	*	74.000
17325.000	*	*	*	*	74.000
20720.000	*	*	*	*	74.000
25900.000	*	*	*	*	74.000
31080.000	*	*	*	*	74.000
36260.000	*	*	*	*	74.000
Average Detector:					
*	*	*	*	*	*
Vertical Peak Detector:					
11220.000	17.620	33.175	50.795	-23.205	74.000
11550.000	*	*	*	*	74.000
17325.000	*	*	*	*	74.000
20720.000	*	*	*	*	74.000
25900.000	*	*	*	*	74.000
31080.000	*	*	*	*	74.000
36260.000	*	*	*	*	74.000
Average Detector:					
*	*	*	*	*	*

Note:
1. All Readings below 1GHz are Quasi-Peak, above 1GHz are performed with peak and/or average measurements as necessary.
2. Peak measurements: RBW = 1MHz, VBW = 3 MHz, Sweep: Auto.
3. Average measurements: RBW = 1MHz, VBW = 10 Hz, Sweep: Auto.
4. Measurement Level = Reading Level + Correct Factor.
5. Correct Factor = Antenna factor + Cable loss –Amplifier gain.
6. The average measurement was not performed when the peak measured data under the limit of average detection.
7. The emission levels of other frequencies are very lower than the limit and not show in test report.

Product : Intel® Dual Band Wireless-AC 8260
Test Item : Harmonic Radiated Emission Data
Test Site : No.3 OATS
Test Mode : Mode 3 MIMO: Transmit (802.11ac-80BW-65Mbps) (5690MHz)

Frequency MHz	Correct Factor dB	Reading Level dBuV	Measurement Level dBuV/m	Margin dB	Limit dBuV/m
Horizontal					
Peak Detector:					
11380.000	16.480	33.681	50.162	-23.838	74.000
11550.000	*	*	*	*	74.000
17325.000	*	*	*	*	74.000
20720.000	*	*	*	*	74.000
25900.000	*	*	*	*	74.000
31080.000	*	*	*	*	74.000
36260.000	*	*	*	*	74.000
Average Detector:					
*	*	*	*	*	*
Vertical					
Peak Detector:					
11380.000	17.125	34.078	51.204	-22.796	74.000
11550.000	*	*	*	*	74.000
17325.000	*	*	*	*	74.000
20720.000	*	*	*	*	74.000
25900.000	*	*	*	*	74.000
31080.000	*	*	*	*	74.000
36260.000	*	*	*	*	74.000
Average Detector:					
*	*	*	*	*	*

Note:

1. All Readings below 1GHz are Quasi-Peak, above 1GHz are performed with peak and/or average measurements as necessary.
2. Peak measurements: RBW = 1MHz, VBW = 3 MHz, Sweep: Auto.
3. Average measurements: RBW = 1MHz, VBW = 10 Hz, Sweep: Auto.
4. Measurement Level = Reading Level + Correct Factor.
5. Correct Factor = Antenna factor + Cable loss –Amplifier gain.
6. The average measurement was not performed when the peak measured data under the limit of average detection.
7. The emission levels of other frequencies are very lower than the limit and not show in test report.

Product : Intel® Dual Band Wireless-AC 8260
Test Item : Harmonic Radiated Emission Data
Test Site : No.3 OATS
Test Mode : Mode 3 MIMO: Transmit (802.11ac-80BW-65Mbps) (5775MHz)

Frequency MHz	Correct Factor dB	Reading Level dBuV	Measurement Level dBuV/m	Margin dB	Limit dBuV/m
Horizontal Peak Detector:					
11530.000	17.018	35.326	52.344	-21.656	74.000
17325.000	*	*	*	*	74.000
23100.000	*	*	*	*	74.000
28875.000	*	*	*	*	74.000
34650.000	*	*	*	*	74.000
40425.000	*	*	*	*	74.000
Average Detector:					
*	*	*	*	*	*
Vertical Peak Detector:					
11530.000	17.952	34.900	52.852	-21.148	74.000
17325.000	*	*	*	*	74.000
23100.000	*	*	*	*	74.000
28875.000	*	*	*	*	74.000
34650.000	*	*	*	*	74.000
40425.000	*	*	*	*	74.000
Average Detector:					
*	*	*	*	*	*

Note:

1. All Readings below 1GHz are Quasi-Peak, above 1GHz are performed with peak and/or average measurements as necessary.
2. Peak measurements: RBW = 1MHz, VBW = 3 MHz, Sweep: Auto.
3. Average measurements: RBW = 1MHz, VBW = 10 Hz, Sweep: Auto.
4. Measurement Level = Reading Level + Correct Factor.
5. Correct Factor = Antenna factor + Cable loss –Amplifier gain.
6. The average measurement was not performed when the peak measured data under the limit of average detection.
7. The emission levels of other frequencies are very lower than the limit and not show in test report.

Product : Intel® Dual Band Wireless-AC 8260
Test Item : Harmonic Radiated Emission Data
Test Site : No.3 OATS
Test Mode : Mode 4 Beamforming: Transmit (802.11n-20BW 14.4Mbps) (5180MHz)

Frequency MHz	Correct Factor dB	Reading Level dBμV	Measurement Level dBμV/m	Margin dB	Limit dBμV/m
Horizontal					
Peak Detector:					
10360.000	12.930	34.451	47.381	-26.619	74.000
15540.000	*	*	*	*	74.000
20720.000	*	*	*	*	74.000
25900.000	*	*	*	*	74.000
Average Detector:					
*	*	*	*	*	*
Vertical					
Peak Detector:					
10360.000	13.724	35.448	49.172	-24.828	74.000
15540.000	*	*	*	*	74.000
20720.000	*	*	*	*	74.000
25900.000	*	*	*	*	74.000
Average Detector:					
*	*	*	*	*	*

Note:
1. All Readings below 1GHz are Quasi-Peak, above 1GHz are performed with peak and/or average measurements as necessary.
2. Peak measurements: RBW = 1MHz, VBW = 3 MHz, Sweep: Auto.
3. Average measurements: RBW = 1MHz, VBW = 10 Hz, Sweep: Auto.
4. Measurement Level = Reading Level + Correct Factor.
5. Correct Factor = Antenna factor + Cable loss –Amplifier gain.
6. The average measurement was not performed when the peak measured data under the limit of average detection.
7. The emission levels of other frequencies are very lower than the limit and not show in test report.

Product : Intel® Dual Band Wireless-AC 8260
Test Item : Harmonic Radiated Emission Data
Test Site : No.3 OATS
Test Mode : Mode 4 Beamforming: Transmit (802.11n-20BW 14.4Mbps) (5220MHz)

Frequency MHz	Correct Factor dB	Reading Level dBμV	Measurement Level dBμV/m	Margin dB	Limit dBμV/m
Horizontal					
Peak Detector:					
10440.000	13.322	32.494	45.816	-28.184	74.000
15660.000	*	*	*	*	74.000
20880.000	*	*	*	*	74.000
26100.000	*	*	*	*	74.000
Average Detector:					
*	*	*	*	*	*
Vertical					
Peak Detector:					
10440.000	14.245	33.971	48.216	-25.784	74.000
15660.000	*	*	*	*	74.000
20880.000	*	*	*	*	74.000
26100.000	*	*	*	*	74.000
Average Detector:					
*	*	*	*	*	*

Note:
1. All Readings below 1GHz are Quasi-Peak, above 1GHz are performed with peak and/or average measurements as necessary.
2. Peak measurements: RBW = 1MHz, VBW = 3 MHz, Sweep: Auto.
3. Average measurements: RBW = 1MHz, VBW = 10 Hz, Sweep: Auto.
4. Measurement Level = Reading Level + Correct Factor.
5. Correct Factor = Antenna factor + Cable loss –Amplifier gain.
6. The average measurement was not performed when the peak measured data under the limit of average detection.
7. The emission levels of other frequencies are very lower than the limit and not show in test report.

Product : Intel® Dual Band Wireless-AC 8260
Test Item : Harmonic Radiated Emission Data
Test Site : No.3 OATS
Test Mode : Mode 4 Beamforming: Transmit (802.11n-20BW 14.4Mbps) (5240MHz)

Frequency MHz	Correct Factor dB	Reading Level dBμV	Measurement Level dBμV/m	Margin dB	Limit dBμV/m
Horizontal					
Peak Detector:					
10480.000	13.693	33.623	47.317	-26.683	74.000
15720.000	*	*	*	*	74.000
20960.000	*	*	*	*	74.000
26200.000	*	*	*	*	74.000
Average Detector:					
*	*	*	*	*	*
Vertical					
Peak Detector:					
10480.000	14.620	34.861	49.482	-24.518	74.000
15720.000	*	*	*	*	74.000
20960.000	*	*	*	*	74.000
26200.000	*	*	*	*	74.000
Average Detector:					
*	*	*	*	*	*

Note:
1. All Readings below 1GHz are Quasi-Peak, above 1GHz are performed with peak and/or average measurements as necessary.
2. Peak measurements: RBW = 1MHz, VBW = 3 MHz, Sweep: Auto.
3. Average measurements: RBW = 1MHz, VBW = 10 Hz, Sweep: Auto.
4. Measurement Level = Reading Level + Correct Factor.
5. Correct Factor = Antenna factor + Cable loss –Amplifier gain.
6. The average measurement was not performed when the peak measured data under the limit of average detection.
7. The emission levels of other frequencies are very lower than the limit and not show in test report.

Product : Intel® Dual Band Wireless-AC 8260
Test Item : Harmonic Radiated Emission Data
Test Site : No.3 OATS
Test Mode : Mode 4 Beamforming: Transmit (802.11n-20BW 14.4Mbps) (5260MHz)

Frequency MHz	Correct Factor dB	Reading Level dBμV	Measurement Level dBμV/m	Margin dB	Limit dBμV/m
Horizontal					
Peak Detector:					
10520.000	14.015	33.623	47.638	-26.362	74.000
15780.000	*	*	*	*	74.000
21040.000	*	*	*	*	74.000
26300.000	*	*	*	*	74.000
Average Detector:					
*	*	*	*	*	*
Vertical					
Peak Detector:					
10520.000	14.818	34.975	49.793	-24.207	74.000
15780.000	*	*	*	*	74.000
21040.000	*	*	*	*	74.000
26300.000	*	*	*	*	74.000
Average Detector:					
*	*	*	*	*	*

Note:
1. All Readings below 1GHz are Quasi-Peak, above 1GHz are performed with peak and/or average measurements as necessary.
2. Peak measurements: RBW = 1MHz, VBW = 3 MHz, Sweep: Auto.
3. Average measurements: RBW = 1MHz, VBW = 10 Hz, Sweep: Auto.
4. Measurement Level = Reading Level + Correct Factor.
5. Correct Factor = Antenna factor + Cable loss –Amplifier gain.
6. The average measurement was not performed when the peak measured data under the limit of average detection.
7. The emission levels of other frequencies are very lower than the limit and not show in test report.

Product : Intel® Dual Band Wireless-AC 8260
Test Item : Harmonic Radiated Emission Data
Test Site : No.3 OATS
Test Mode : Mode 4 Beamforming: Transmit (802.11n-20BW 14.4Mbps) (5300MHz)

Frequency MHz	Correct Factor dB	Reading Level dBμV	Measurement Level dBμV/m	Margin dB	Limit dBμV/m
Horizontal					
Peak Detector:					
10600.000	14.550	34.514	49.063	-24.937	74.000
15900.000	*	*	*	*	74.000
21200.000	*	*	*	*	74.000
26500.000	*	*	*	*	74.000
Average Detector:					
*	*	*	*	*	*
Vertical					
Peak Detector:					
10600.000	14.881	36.390	51.271	-22.729	74.000
15900.000	*	*	*	*	74.000
21200.000	*	*	*	*	74.000
26500.000	*	*	*	*	74.000
Average Detector:					
*	*	*	*	*	*

Note:
1. All Readings below 1GHz are Quasi-Peak, above 1GHz are performed with peak and/or average measurements as necessary.
2. Peak measurements: RBW = 1MHz, VBW = 3 MHz, Sweep: Auto.
3. Average measurements: RBW = 1MHz, VBW = 10 Hz, Sweep: Auto.
4. Measurement Level = Reading Level + Correct Factor.
5. Correct Factor = Antenna factor + Cable loss –Amplifier gain.
6. The average measurement was not performed when the peak measured data under the limit of average detection.
7. The emission levels of other frequencies are very lower than the limit and not show in test report.

Product : Intel® Dual Band Wireless-AC 8260
Test Item : Harmonic Radiated Emission Data
Test Site : No.3 OATS
Test Mode : Mode 4 Beamforming: Transmit (802.11n-20BW 14.4Mbps) (5320MHz)

Frequency MHz	Correct Factor dB	Reading Level dBμV	Measurement Level dBμV/m	Margin dB	Limit dBμV/m
Horizontal					
Peak Detector:					
10640.000	14.690	34.482	49.172	-24.828	74.000
15960.000	*	*	*	*	74.000
21280.000	*	*	*	*	74.000
26600.000	*	*	*	*	74.000
Average Detector:					
*	*	*	*	*	*
Vertical					
Peak Detector:					
10640.000	15.083	36.646	51.729	-22.271	74.000
15960.000	*	*	*	*	74.000
21280.000	*	*	*	*	74.000
26600.000	*	*	*	*	74.000
Average Detector:					
*	*	*	*	*	*

Note:

1. All Readings below 1GHz are Quasi-Peak, above 1GHz are performed with peak and/or average measurements as necessary.
2. Peak measurements: RBW = 1MHz, VBW = 3 MHz, Sweep: Auto.
3. Average measurements: RBW = 1MHz, VBW = 10 Hz, Sweep: Auto.
4. Measurement Level = Reading Level + Correct Factor.
5. Correct Factor = Antenna factor + Cable loss –Amplifier gain.
6. The average measurement was not performed when the peak measured data under the limit of average detection.
7. The emission levels of other frequencies are very lower than the limit and not show in test report.

Product : Intel® Dual Band Wireless-AC 8260
Test Item : Harmonic Radiated Emission Data
Test Site : No.3 OATS
Test Mode : Mode 4 Beamforming: Transmit (802.11n-20BW 14.4Mbps) (5500MHz)

Frequency MHz	Correct Factor dB	Reading Level dBμV	Measurement Level dBμV/m	Margin dB	Limit dBμV/m
Horizontal					
Peak Detector:					
11000.000	16.399	31.282	47.681	-26.319	74.000
16500.000	*	*	*	*	74.000
22000.000	*	*	*	*	74.000
27500.000	*	*	*	*	74.000
Average Detector:					
*	*	*	*	*	*
Vertical					
Peak Detector:					
11000.000	17.132	32.559	49.691	-24.309	74.000
16500.000	*	*	*	*	74.000
22000.000	*	*	*	*	74.000
27500.000	*	*	*	*	74.000
Average Detector:					
*	*	*	*	*	*

Note:
1. All Readings below 1GHz are Quasi-Peak, above 1GHz are performed with peak and/or average measurements as necessary.
2. Peak measurements: RBW = 1MHz, VBW = 3 MHz, Sweep: Auto.
3. Average measurements: RBW = 1MHz, VBW = 10 Hz, Sweep: Auto.
4. Measurement Level = Reading Level + Correct Factor.
5. Correct Factor = Antenna factor + Cable loss –Amplifier gain.
6. The average measurement was not performed when the peak measured data under the limit of average detection.
7. The emission levels of other frequencies are very lower than the limit and not show in test report.

Product : Intel® Dual Band Wireless-AC 8260
Test Item : Harmonic Radiated Emission Data
Test Site : No.3 OATS
Test Mode : Mode 4 Beamforming: Transmit (802.11n-20BW 14.4Mbps) (5580MHz)

Frequency MHz	Correct Factor dB	Reading Level dBμV	Measurement Level dBμV/m	Margin dB	Limit dBμV/m
Horizontal					
Peak Detector:					
11160.000	16.664	31.511	48.176	-25.824	74.000
16740.000	*	*	*	*	74.000
22320.000	*	*	*	*	74.000
27900.000	*	*	*	*	74.000
Average Detector:					
*	*	*	*	*	*
Vertical					
Peak Detector:					
11160.000	17.643	33.151	50.794	-23.206	74.000
16740.000	*	*	*	*	74.000
22320.000	*	*	*	*	74.000
27900.000	*	*	*	*	74.000
Average Detector:					
*	*	*	*	*	*

Note:
1. All Readings below 1GHz are Quasi-Peak, above 1GHz are performed with peak and/or average measurements as necessary.
2. Peak measurements: RBW = 1MHz, VBW = 3 MHz, Sweep: Auto.
3. Average measurements: RBW = 1MHz, VBW = 10 Hz, Sweep: Auto.
4. Measurement Level = Reading Level + Correct Factor.
5. Correct Factor = Antenna factor + Cable loss –Amplifier gain.
6. The average measurement was not performed when the peak measured data under the limit of average detection.
7. The emission levels of other frequencies are very lower than the limit and not show in test report.

Product : Intel® Dual Band Wireless-AC 8260
Test Item : Harmonic Radiated Emission Data
Test Site : No.3 OATS
Test Mode : Mode 4 Beamforming: Transmit (802.11n-20BW 14.4Mbps) (5700MHz)

Frequency MHz	Correct Factor dB	Reading Level dBμV	Measurement Level dBμV/m	Margin dB	Limit dBμV/m
Horizontal					
Peak Detector:					
11400.000	16.530	33.648	50.179	-23.821	74.000
17100.000	*	*	*	*	74.000
22800.000	*	*	*	*	74.000
28500.000	*	*	*	*	74.000
Average Detector:					
*	*	*	*	*	*
Vertical					
Peak Detector:					
11400.000	16.530	33.648	50.179	-23.821	74.000
17100.000	*	*	*	*	74.000
22800.000	*	*	*	*	74.000
28500.000	*	*	*	*	74.000
Average Detector:					
*	*	*	*	*	*

Note:
1. All Readings below 1GHz are Quasi-Peak, above 1GHz are performed with peak and/or average measurements as necessary.
2. Peak measurements: RBW = 1MHz, VBW = 3 MHz, Sweep: Auto.
3. Average measurements: RBW = 1MHz, VBW = 10 Hz, Sweep: Auto.
4. Measurement Level = Reading Level + Correct Factor.
5. Correct Factor = Antenna factor + Cable loss –Amplifier gain.
6. The average measurement was not performed when the peak measured data under the limit of average detection.
7. The emission levels of other frequencies are very lower than the limit and not show in test report.

Product : Intel® Dual Band Wireless-AC 8260
Test Item : Harmonic Radiated Emission Data
Test Site : No.3 OATS
Test Mode : Mode 4 Beamforming: Transmit (802.11n-20BW 14.4Mbps) (5745MHz)

Frequency MHz	Correct Factor dB	Reading Level dBμV	Measurement Level dBμV/m	Margin dB	Limit dBμV/m
Horizontal					
Peak Detector:					
11490.000	17.106	34.955	52.061	-21.939	74.000
17235.000	*	*	*	*	74.000
22980.000	*	*	*	*	74.000
28725.000	*	*	*	*	74.000
Average Detector:					
*	*	*	*	*	*
Vertical					
Peak Detector:					
11490.000	18.034	35.300	53.334	-20.666	74.000
17235.000	*	*	*	*	74.000
22980.000	*	*	*	*	74.000
28725.000	*	*	*	*	74.000
Average Detector:					
*	*	*	*	*	*

Note:
1. All Readings below 1GHz are Quasi-Peak, above 1GHz are performed with peak and/or average measurements as necessary.
2. Peak measurements: RBW = 1MHz, VBW = 3 MHz, Sweep: Auto.
3. Average measurements: RBW = 1MHz, VBW = 10 Hz, Sweep: Auto.
4. Measurement Level = Reading Level + Correct Factor.
5. Correct Factor = Antenna factor + Cable loss –Amplifier gain.
6. The average measurement was not performed when the peak measured data under the limit of average detection.
7. The emission levels of other frequencies are very lower than the limit and not show in test report.

Product : Intel® Dual Band Wireless-AC 8260
Test Item : Harmonic Radiated Emission Data
Test Site : No.3 OATS
Test Mode : Mode 4 Beamforming: Transmit (802.11n-20BW 14.4Mbps) (5785MHz)

Frequency MHz	Correct Factor dB	Reading Level dBμV	Measurement Level dBμV/m	Margin dB	Limit dBμV/m
Horizontal					
Peak Detector:					
11570.000	16.809	35.291	52.100	-21.900	74.000
17355.000	*	*	*	*	74.000
23140.000	*	*	*	*	74.000
28923.000	*	*	*	*	74.000
Average Detector:					
*	*	*	*	*	*
Vertical					
Peak Detector:					
11570.000	17.698	35.010	52.708	-21.292	74.000
17355.000	*	*	*	*	74.000
23140.000	*	*	*	*	74.000
28923.000	*	*	*	*	74.000
Average Detector:					
*	*	*	*	*	*

Note:
1. All Readings below 1GHz are Quasi-Peak, above 1GHz are performed with peak and/or average measurements as necessary.
2. Peak measurements: RBW = 1MHz, VBW = 3 MHz, Sweep: Auto.
3. Average measurements: RBW = 1MHz, VBW = 10 Hz, Sweep: Auto.
4. Measurement Level = Reading Level + Correct Factor.
5. Correct Factor = Antenna factor + Cable loss –Amplifier gain.
6. The average measurement was not performed when the peak measured data under the limit of average detection.
7. The emission levels of other frequencies are very lower than the limit and not show in test report.

Product : Intel® Dual Band Wireless-AC 8260
Test Item : Harmonic Radiated Emission Data
Test Site : No.3 OATS
Test Mode : Mode 4 Beamforming: Transmit (802.11n-20BW 14.4Mbps) (5825MHz)

Frequency MHz	Correct Factor dB	Reading Level dBμV	Measurement Level dBμV/m	Margin dB	Limit dBμV/m
Horizontal					
Peak Detector:					
11650.000	16.158	34.510	50.668	-23.332	74.000
17475.000	*	*	*	*	74.000
23300.000	*	*	*	*	74.000
29125.000	*	*	*	*	74.000
Average Detector:					
*	*	*	*	*	*
Vertical					
Peak Detector:					
11650.000	17.274	34.585	51.859	-22.141	74.000
17475.000	*	*	*	*	74.000
23300.000	*	*	*	*	74.000
29125.000	*	*	*	*	74.000
Average Detector:					
*	*	*	*	*	*

Note:
1. All Readings below 1GHz are Quasi-Peak, above 1GHz are performed with peak and/or average measurements as necessary.
2. Peak measurements: RBW = 1MHz, VBW = 3 MHz, Sweep: Auto.
3. Average measurements: RBW = 1MHz, VBW = 10 Hz, Sweep: Auto.
4. Measurement Level = Reading Level + Correct Factor.
5. Correct Factor = Antenna factor + Cable loss –Amplifier gain.
6. The average measurement was not performed when the peak measured data under the limit of average detection.
7. The emission levels of other frequencies are very lower than the limit and not show in test report.

Product : Intel® Dual Band Wireless-AC 8260
Test Item : Harmonic Radiated Emission Data
Test Site : No.3 OATS
Test Mode : Mode 4 Beamforming: Transmit (802.11n-40BW 30Mbps) (5190MHz)

Frequency MHz	Correct Factor dB	Reading Level dBμV	Measurement Level dBμV/m	Margin dB	Limit dBμV/m
Horizontal					
Peak Detector:					
10380.000	12.939	33.878	46.817	-27.183	74.000
15570.000	*	*	*	*	74.000
20760.000	*	*	*	*	74.000
25950.000	*	*	*	*	74.000
Average Detector:					
*	*	*	*	*	*
Vertical					
Peak Detector:					
10380.000	13.796	35.566	49.362	-24.638	74.000
15570.000	*	*	*	*	74.000
20760.000	*	*	*	*	74.000
25950.000	*	*	*	*	74.000
Average Detector:					
*	*	*	*	*	*

Note:
1. All Readings below 1GHz are Quasi-Peak, above 1GHz are performed with peak and/or average measurements as necessary.
2. Peak measurements: RBW = 1MHz, VBW = 3 MHz, Sweep: Auto.
3. Average measurements: RBW = 1MHz, VBW = 10 Hz, Sweep: Auto.
4. Measurement Level = Reading Level + Correct Factor.
5. Correct Factor = Antenna factor + Cable loss –Amplifier gain.
6. The average measurement was not performed when the peak measured data under the limit of average detection.
7. The emission levels of other frequencies are very lower than the limit and not show in test report.

Product : Intel® Dual Band Wireless-AC 8260
Test Item : Harmonic Radiated Emission Data
Test Site : No.3 OATS
Test Mode : Mode 4 Beamforming: Transmit (802.11n-40BW 30Mbps) (5230MHz)

Frequency MHz	Correct Factor dB	Reading Level dBμV	Measurement Level dBμV/m	Margin dB	Limit dBμV/m
Horizontal					
Peak Detector:					
10460.000	13.508	33.821	47.329	-26.671	74.000
15690.000	*	*	*	*	74.000
20920.000	*	*	*	*	74.000
26150.000	*	*	*	*	74.000
Average Detector:					
*	*	*	*	*	*
Vertical					
Peak Detector:					
10460.000	14.433	33.416	47.849	-26.151	74.000
15690.000	*	*	*	*	74.000
20920.000	*	*	*	*	74.000
26150.000	*	*	*	*	74.000
Average Detector:					
*	*	*	*	*	*

Note:
1. All Readings below 1GHz are Quasi-Peak, above 1GHz are performed with peak and/or average measurements as necessary.
2. Peak measurements: RBW = 1MHz, VBW = 3 MHz, Sweep: Auto.
3. Average measurements: RBW = 1MHz, VBW = 10 Hz, Sweep: Auto.
4. Measurement Level = Reading Level + Correct Factor.
5. Correct Factor = Antenna factor + Cable loss –Amplifier gain.
6. The average measurement was not performed when the peak measured data under the limit of average detection.
7. The emission levels of other frequencies are very lower than the limit and not show in test report.

Product : Intel® Dual Band Wireless-AC 8260
Test Item : Harmonic Radiated Emission Data
Test Site : No.3 OATS
Test Mode : Mode 4 Beamforming: Transmit (802.11n-40BW 30Mbps) (5270MHz)

Frequency MHz	Correct Factor dB	Reading Level dBμV	Measurement Level dBμV/m	Margin dB	Limit dBμV/m
Horizontal					
Peak Detector:					
10540.000	14.151	34.161	48.311	-25.689	74.000
15810.000	*	*	*	*	74.000
21080.000	*	*	*	*	74.000
26350.000	*	*	*	*	74.000
Average Detector:					
*	*	*	*	*	*
Vertical					
Peak Detector:					
10540.000	14.829	36.456	51.284	-22.716	74.000
15810.000	*	*	*	*	74.000
21080.000	*	*	*	*	74.000
26350.000	*	*	*	*	74.000
Average Detector:					
*	*	*	*	*	*

Note:
1. All Readings below 1GHz are Quasi-Peak, above 1GHz are performed with peak and/or average measurements as necessary.
2. Peak measurements: RBW = 1MHz, VBW = 3 MHz, Sweep: Auto.
3. Average measurements: RBW = 1MHz, VBW = 10 Hz, Sweep: Auto.
4. Measurement Level = Reading Level + Correct Factor.
5. Correct Factor = Antenna factor + Cable loss –Amplifier gain.
6. The average measurement was not performed when the peak measured data under the limit of average detection.
7. The emission levels of other frequencies are very lower than the limit and not show in test report.

Product : Intel® Dual Band Wireless-AC 8260
Test Item : Harmonic Radiated Emission Data
Test Site : No.3 OATS
Test Mode : Mode 4 Beamforming: Transmit (802.11n-40BW 30Mbps) (5310MHz)

Frequency MHz	Correct Factor dB	Reading Level dBμV	Measurement Level dBμV/m	Margin dB	Limit dBμV/m
Horizontal					
Peak Detector:					
10620.000	14.623	35.749	50.372	-23.628	74.000
15930.000	*	*	*	*	74.000
21240.000	*	*	*	*	74.000
26550.000	*	*	*	*	74.000
Average Detector:					
*	*	*	*	*	*
Vertical					
Peak Detector:					
10620.000	14.970	36.511	51.481	-22.519	74.000
15930.000	*	*	*	*	74.000
21240.000	*	*	*	*	74.000
26550.000	*	*	*	*	74.000
Average Detector:					
*	*	*	*	*	*

Note:
1. All Readings below 1GHz are Quasi-Peak, above 1GHz are performed with peak and/or average measurements as necessary.
2. Peak measurements: RBW = 1MHz, VBW = 3 MHz, Sweep: Auto.
3. Average measurements: RBW = 1MHz, VBW = 10 Hz, Sweep: Auto.
4. Measurement Level = Reading Level + Correct Factor.
5. Correct Factor = Antenna factor + Cable loss –Amplifier gain.
6. The average measurement was not performed when the peak measured data under the limit of average detection.
7. The emission levels of other frequencies are very lower than the limit and not show in test report.

Product : Intel® Dual Band Wireless-AC 8260
Test Item : Harmonic Radiated Emission Data
Test Site : No.3 OATS
Test Mode : Mode 4 Beamforming: Transmit (802.11n-40BW 30Mbps) (5510MHz)

Frequency MHz	Correct Factor dB	Reading Level dBμV	Measurement Level dBμV/m	Margin dB	Limit dBμV/m
Horizontal					
Peak Detector:					
11020.000	16.474	32.559	49.032	-24.968	74.000
15930.000	*	*	*	*	74.000
21240.000	*	*	*	*	74.000
26550.000	*	*	*	*	74.000
Average Detector:					
*	*	*	*	*	*
Vertical					
Peak Detector:					
11020.000	17.224	33.593	50.817	-23.183	74.000
15930.000	*	*	*	*	74.000
21240.000	*	*	*	*	74.000
26550.000	*	*	*	*	74.000
Average Detector:					
*	*	*	*	*	*

Note:
1. All Readings below 1GHz are Quasi-Peak, above 1GHz are performed with peak and/or average measurements as necessary.
2. Peak measurements: RBW = 1MHz, VBW = 3 MHz, Sweep: Auto.
3. Average measurements: RBW = 1MHz, VBW = 10 Hz, Sweep: Auto.
4. Measurement Level = Reading Level + Correct Factor.
5. Correct Factor = Antenna factor + Cable loss –Amplifier gain.
6. The average measurement was not performed when the peak measured data under the limit of average detection.
7. The emission levels of other frequencies are very lower than the limit and not show in test report.

Product : Intel® Dual Band Wireless-AC 8260
Test Item : Harmonic Radiated Emission Data
Test Site : No.3 OATS
Test Mode : Mode 4 Beamforming: Transmit (802.11n-40BW 30Mbps) (5550MHz)

Frequency MHz	Correct Factor dB	Reading Level dBμV	Measurement Level dBμV/m	Margin dB	Limit dBμV/m
Horizontal					
Peak Detector:					
11100.000	16.681	31.040	47.721	-26.279	74.000
16770.000	*	*	*	*	74.000
22360.000	*	*	*	*	74.000
27950.000	*	*	*	*	74.000
Average Detector:					
*	*	*	*	*	*
Vertical					
Peak Detector:					
11100.000	17.523	33.384	50.907	-23.093	74.000
16770.000	*	*	*	*	74.000
22360.000	*	*	*	*	74.000
27950.000	*	*	*	*	74.000
Average Detector:					
*	*	*	*	*	*

Note:
1. All Readings below 1GHz are Quasi-Peak, above 1GHz are performed with peak and/or average measurements as necessary.
2. Peak measurements: RBW = 1MHz, VBW = 3 MHz, Sweep: Auto.
3. Average measurements: RBW = 1MHz, VBW = 10 Hz, Sweep: Auto.
4. Measurement Level = Reading Level + Correct Factor.
5. Correct Factor = Antenna factor + Cable loss –Amplifier gain.
6. The average measurement was not performed when the peak measured data under the limit of average detection.
7. The emission levels of other frequencies are very lower than the limit and not show in test report.

Product : Intel® Dual Band Wireless-AC 8260
Test Item : Harmonic Radiated Emission Data
Test Site : No.3 OATS
Test Mode : Mode 4 Beamforming: Transmit (802.11n-40BW 30Mbps) (5670MHz)

Frequency MHz	Correct Factor dB	Reading Level dBμV	Measurement Level dBμV/m	Margin dB	Limit dBμV/m
Horizontal					
Peak Detector:					
11340.000	16.408	34.355	50.762	-23.238	74.000
17010.000	*	*	*	*	74.000
22680.000	*	*	*	*	74.000
28350.000	*	*	*	*	74.000
Average Detector:					
*	*	*	*	*	*
Vertical					
Peak Detector:					
11340.000	17.167	35.628	52.795	-21.205	74.000
17010.000	*	*	*	*	74.000
22680.000	*	*	*	*	74.000
28350.000	*	*	*	*	74.000
Average Detector:					
*	*	*	*	*	*

Note:
1. All Readings below 1GHz are Quasi-Peak, above 1GHz are performed with peak and/or average measurements as necessary.
2. Peak measurements: RBW = 1MHz, VBW = 3 MHz, Sweep: Auto.
3. Average measurements: RBW = 1MHz, VBW = 10 Hz, Sweep: Auto.
4. Measurement Level = Reading Level + Correct Factor.
5. Correct Factor = Antenna factor + Cable loss –Amplifier gain.
6. The average measurement was not performed when the peak measured data under the limit of average detection.
7. The emission levels of other frequencies are very lower than the limit and not show in test report.

Product : Intel® Dual Band Wireless-AC 8260
Test Item : Harmonic Radiated Emission Data
Test Site : No.3 OATS
Test Mode : Mode 4 Beamforming: Transmit (802.11n-40BW 30Mbps) (5755MHz)

Frequency MHz	Correct Factor dB	Reading Level dBμV	Measurement Level dBμV/m	Margin dB	Limit dBμV/m
Horizontal					
Peak Detector:					
11510.000	17.124	34.912	52.036	-21.964	74.000
17265.000	*	*	*	*	74.000
23020.000	*	*	*	*	74.000
28775.000	*	*	*	*	74.000
Average Detector:					
*	*	*	*	*	*
Vertical					
Peak Detector:					
11510.000	18.081	34.739	52.820	-21.180	74.000
17265.000	*	*	*	*	74.000
23020.000	*	*	*	*	74.000
28775.000	*	*	*	*	74.000
Average Detector:					
*	*	*	*	*	*

Note:
1. All Readings below 1GHz are Quasi-Peak, above 1GHz are performed with peak and/or average measurements as necessary.
2. Peak measurements: RBW = 1MHz, VBW = 3 MHz, Sweep: Auto.
3. Average measurements: RBW = 1MHz, VBW = 10 Hz, Sweep: Auto.
4. Measurement Level = Reading Level + Correct Factor.
5. Correct Factor = Antenna factor + Cable loss –Amplifier gain.
6. The average measurement was not performed when the peak measured data under the limit of average detection.
7. The emission levels of other frequencies are very lower than the limit and not show in test report.

Product : Intel® Dual Band Wireless-AC 8260
Test Item : Harmonic Radiated Emission Data
Test Site : No.3 OATS
Test Mode : Mode 4 Beamforming: Transmit (802.11n-40BW 30Mbps) (5795MHz)

Frequency MHz	Correct Factor dB	Reading Level dBμV	Measurement Level dBμV/m	Margin dB	Limit dBμV/m
Horizontal					
Peak Detector:					
11590.000	16.701	35.228	51.929	-22.071	74.000
17385.000	*	*	*	*	74.000
23180.000	*	*	*	*	74.000
28975.000	*	*	*	*	74.000
Average Detector:					
*	*	*	*	*	*
Vertical					
Peak Detector:					
11590.000	17.567	34.779	52.346	-21.654	74.000
17385.000	*	*	*	*	74.000
23180.000	*	*	*	*	74.000
28975.000	*	*	*	*	74.000
Average Detector:					
*	*	*	*	*	*

Note:
1. All Readings below 1GHz are Quasi-Peak, above 1GHz are performed with peak and/or average measurements as necessary.
2. Peak measurements: RBW = 1MHz, VBW = 3 MHz, Sweep: Auto.
3. Average measurements: RBW = 1MHz, VBW = 10 Hz, Sweep: Auto.
4. Measurement Level = Reading Level + Correct Factor.
5. Correct Factor = Antenna factor + Cable loss –Amplifier gain.
6. The average measurement was not performed when the peak measured data under the limit of average detection.
7. The emission levels of other frequencies are very lower than the limit and not show in test report.

Product : Intel® Dual Band Wireless-AC 8260
Test Item : Harmonic Radiated Emission Data
Test Site : No.3 OATS
Test Mode : Mode 4 Beamforming: Transmit (802.11ac-20BW-14.4Mbps) (5720MHz)

Frequency MHz	Correct Factor dB	Reading Level dBuV	Measurement Level dBuV/m	Margin dB	Limit dBuV/m
Horizontal					
Peak Detector:					
11440.000	16.779	33.393	50.172	-23.828	74.000
11550.000	*	*	*	*	74.000
17325.000	*	*	*	*	74.000
20720.000	*	*	*	*	74.000
25900.000	*	*	*	*	74.000
31080.000	*	*	*	*	74.000
36260.000	*	*	*	*	74.000
Average Detector:					
*	*	*	*	*	*
Vertical					
Peak Detector:					
11440.000	17.519	33.857	51.376	-22.624	74.000
11550.000	*	*	*	*	74.000
17325.000	*	*	*	*	74.000
20720.000	*	*	*	*	74.000
25900.000	*	*	*	*	74.000
31080.000	*	*	*	*	74.000
36260.000	*	*	*	*	74.000
Average Detector:					
*	*	*	*	*	*

Note:

1. All Readings below 1GHz are Quasi-Peak, above 1GHz are performed with peak and/or average measurements as necessary.
2. Peak measurements: RBW = 1MHz, VBW = 3 MHz, Sweep: Auto.
3. Average measurements: RBW = 1MHz, VBW = 10 Hz, Sweep: Auto.
4. Measurement Level = Reading Level + Correct Factor.
5. Correct Factor = Antenna factor + Cable loss –Amplifier gain.
6. The average measurement was not performed when the peak measured data under the limit of average detection.
7. The emission levels of other frequencies are very lower than the limit and not show in test report.

Product : Intel® Dual Band Wireless-AC 8260
Test Item : Harmonic Radiated Emission Data
Test Site : No.3 OATS
Test Mode : Mode 4 Beamforming: Transmit (802.11ac-40BW-30Mbps) (5710MHz)

Frequency MHz	Correct Factor dB	Reading Level dBuV	Measurement Level dBuV/m	Margin dB	Limit dBuV/m
Horizontal Peak Detector:					
11420.000	16.648	33.981	50.628	-23.372	74.000
11550.000	*	*	*	*	74.000
17325.000	*	*	*	*	74.000
20720.000	*	*	*	*	74.000
25900.000	*	*	*	*	74.000
31080.000	*	*	*	*	74.000
36260.000	*	*	*	*	74.000
Average Detector:					
*	*	*	*	*	*
Vertical Peak Detector:					
11420.000	17.311	34.564	51.874	-22.126	74.000
11550.000	*	*	*	*	74.000
17325.000	*	*	*	*	74.000
20720.000	*	*	*	*	74.000
25900.000	*	*	*	*	74.000
31080.000	*	*	*	*	74.000
36260.000	*	*	*	*	74.000
Average Detector:					
*	*	*	*	*	*

Note:

1. All Readings below 1GHz are Quasi-Peak, above 1GHz are performed with peak and/or average measurements as necessary.
2. Peak measurements: RBW = 1MHz, VBW = 3 MHz, Sweep: Auto.
3. Average measurements: RBW = 1MHz, VBW = 10 Hz, Sweep: Auto.
4. Measurement Level = Reading Level + Correct Factor.
5. Correct Factor = Antenna factor + Cable loss –Amplifier gain.
6. The average measurement was not performed when the peak measured data under the limit of average detection.
7. The emission levels of other frequencies are very lower than the limit and not show in test report.

Product : Intel® Dual Band Wireless-AC 8260
Test Item : Harmonic Radiated Emission Data
Test Site : No.3 OATS
Test Mode : Mode 4 Beamforming: Transmit (802.11ac-80BW-65Mbps) (5210MHz)

Frequency MHz	Correct Factor dB	Reading Level dBuV	Measurement Level dBuV/m	Margin dB	Limit dBuV/m
Horizontal Peak Detector:					
10420.000	13.135	33.682	46.817	-27.183	74.000
11550.000	*	*	*	*	74.000
17325.000	*	*	*	*	74.000
20720.000	*	*	*	*	74.000
25900.000	*	*	*	*	74.000
31080.000	*	*	*	*	74.000
36260.000	*	*	*	*	74.000
Average Detector:					
*	*	*	*	*	*
Vertical Peak Detector:					
10420.000	14.057	33.638	47.695	-26.305	74.000
11550.000	*	*	*	*	74.000
17325.000	*	*	*	*	74.000
20720.000	*	*	*	*	74.000
25900.000	*	*	*	*	74.000
31080.000	*	*	*	*	74.000
36260.000	*	*	*	*	74.000
Average Detector:					
*	*	*	*	*	*

Note:

1. All Readings below 1GHz are Quasi-Peak, above 1GHz are performed with peak and/or average measurements as necessary.
2. Peak measurements: RBW = 1MHz, VBW = 3 MHz, Sweep: Auto.
3. Average measurements: RBW = 1MHz, VBW = 10 Hz, Sweep: Auto.
4. Measurement Level = Reading Level + Correct Factor.
5. Correct Factor = Antenna factor + Cable loss –Amplifier gain.
6. The average measurement was not performed when the peak measured data under the limit of average detection.
7. The emission levels of other frequencies are very lower than the limit and not show in test report.

Product : Intel® Dual Band Wireless-AC 8260
Test Item : Harmonic Radiated Emission Data
Test Site : No.3 OATS
Test Mode : Mode 4 Beamforming: Transmit (802.11ac-80BW-65Mbps) (5290MHz)

Frequency MHz	Correct Factor dB	Reading Level dBuV	Measurement Level dBuV/m	Margin dB	Limit dBuV/m
Horizontal					
Peak Detector:					
10580.000	14.423	34.851	49.274	-24.726	74.000
11550.000	*	*	*	*	74.000
17325.000	*	*	*	*	74.000
20720.000	*	*	*	*	74.000
25900.000	*	*	*	*	74.000
31080.000	*	*	*	*	74.000
36260.000	*	*	*	*	74.000
Average Detector:					
*	*	*	*	*	*
Vertical					
Peak Detector:					
10580.000	14.849	36.779	51.628	-22.372	74.000
11550.000	*	*	*	*	74.000
17325.000	*	*	*	*	74.000
20720.000	*	*	*	*	74.000
25900.000	*	*	*	*	74.000
31080.000	*	*	*	*	74.000
36260.000	*	*	*	*	74.000
Average Detector:					
*	*	*	*	*	*

Note:

1. All Readings below 1GHz are Quasi-Peak, above 1GHz are performed with peak and/or average measurements as necessary.
2. Peak measurements: RBW = 1MHz, VBW = 3 MHz, Sweep: Auto.
3. Average measurements: RBW = 1MHz, VBW = 10 Hz, Sweep: Auto.
4. Measurement Level = Reading Level + Correct Factor.
5. Correct Factor = Antenna factor + Cable loss –Amplifier gain.
6. The average measurement was not performed when the peak measured data under the limit of average detection.
7. The emission levels of other frequencies are very lower than the limit and not show in test report.

Product : Intel® Dual Band Wireless-AC 8260
Test Item : Harmonic Radiated Emission Data
Test Site : No.3 OATS
Test Mode : Mode 4 Beamforming: Transmit (802.11ac-80BW-65Mbps) (5530MHz)

Frequency MHz	Correct Factor dB	Reading Level dBuV	Measurement Level dBuV/m	Margin dB	Limit dBuV/m
Horizontal Peak Detector:					
11060.000	16.580	32.172	48.752	-25.248	74.000
11550.000	*	*	*	*	74.000
17325.000	*	*	*	*	74.000
20720.000	*	*	*	*	74.000
25900.000	*	*	*	*	74.000
31080.000	*	*	*	*	74.000
36260.000	*	*	*	*	74.000
Average Detector:					
*	*	*	*	*	*
Vertical Peak Detector:					
11060.000	17.375	33.374	50.749	-23.251	74.000
11550.000	*	*	*	*	74.000
17325.000	*	*	*	*	74.000
20720.000	*	*	*	*	74.000
25900.000	*	*	*	*	74.000
31080.000	*	*	*	*	74.000
36260.000	*	*	*	*	74.000
Average Detector:					
*	*	*	*	*	*

Note:

1. All Readings below 1GHz are Quasi-Peak, above 1GHz are performed with peak and/or average measurements as necessary.
2. Peak measurements: RBW = 1MHz, VBW = 3 MHz, Sweep: Auto.
3. Average measurements: RBW = 1MHz, VBW = 10 Hz, Sweep: Auto.
4. Measurement Level = Reading Level + Correct Factor.
5. Correct Factor = Antenna factor + Cable loss –Amplifier gain.
6. The average measurement was not performed when the peak measured data under the limit of average detection.
7. The emission levels of other frequencies are very lower than the limit and not show in test report.

Product : Intel® Dual Band Wireless-AC 8260
Test Item : Harmonic Radiated Emission Data
Test Site : No.3 OATS
Test Mode : Mode 4 Beamforming: Transmit (802.11ac-80BW-65Mbps) (5610MHz)

Frequency MHz	Correct Factor dB	Reading Level dBuV	Measurement Level dBuV/m	Margin dB	Limit dBuV/m
Horizontal Peak Detector:					
11220.000	16.589	31.003	47.593	-26.407	74.000
11550.000	*	*	*	*	74.000
17325.000	*	*	*	*	74.000
20720.000	*	*	*	*	74.000
25900.000	*	*	*	*	74.000
31080.000	*	*	*	*	74.000
36260.000	*	*	*	*	74.000
Average Detector:					
*	*	*	*	*	*
Vertical Peak Detector:					
11220.000	17.620	32.106	49.726	-24.274	74.000
11550.000	*	*	*	*	74.000
17325.000	*	*	*	*	74.000
20720.000	*	*	*	*	74.000
25900.000	*	*	*	*	74.000
31080.000	*	*	*	*	74.000
36260.000	*	*	*	*	74.000
Average Detector:					
*	*	*	*	*	*

Note:

1. All Readings below 1GHz are Quasi-Peak, above 1GHz are performed with peak and/or average measurements as necessary.
2. Peak measurements: RBW = 1MHz, VBW = 3 MHz, Sweep: Auto.
3. Average measurements: RBW = 1MHz, VBW = 10 Hz, Sweep: Auto.
4. Measurement Level = Reading Level + Correct Factor.
5. Correct Factor = Antenna factor + Cable loss –Amplifier gain.
6. The average measurement was not performed when the peak measured data under the limit of average detection.
7. The emission levels of other frequencies are very lower than the limit and not show in test report.

Product : Intel® Dual Band Wireless-AC 8260
Test Item : Harmonic Radiated Emission Data
Test Site : No.3 OATS
Test Mode : Mode 4 Beamforming: Transmit (802.11ac-80BW-65Mbps) (5690MHz)

Frequency MHz	Correct Factor dB	Reading Level dBuV	Measurement Level dBuV/m	Margin dB	Limit dBuV/m
Horizontal					
Peak Detector:					
11380.000	16.480	33.698	50.179	-23.821	74.000
11550.000	*	*	*	*	74.000
17325.000	*	*	*	*	74.000
20720.000	*	*	*	*	74.000
25900.000	*	*	*	*	74.000
31080.000	*	*	*	*	74.000
36260.000	*	*	*	*	74.000
Average Detector:					
*	*	*	*	*	*
Vertical					
Peak Detector:					
11380.000	17.125	34.280	51.406	-22.594	74.000
11550.000	*	*	*	*	74.000
17325.000	*	*	*	*	74.000
20720.000	*	*	*	*	74.000
25900.000	*	*	*	*	74.000
31080.000	*	*	*	*	74.000
36260.000	*	*	*	*	74.000
Average Detector:					
*	*	*	*	*	*

Note:

1. All Readings below 1GHz are Quasi-Peak, above 1GHz are performed with peak and/or average measurements as necessary.
2. Peak measurements: RBW = 1MHz, VBW = 3 MHz, Sweep: Auto.
3. Average measurements: RBW = 1MHz, VBW = 10 Hz, Sweep: Auto.
4. Measurement Level = Reading Level + Correct Factor.
5. Correct Factor = Antenna factor + Cable loss –Amplifier gain.
6. The average measurement was not performed when the peak measured data under the limit of average detection.
7. The emission levels of other frequencies are very lower than the limit and not show in test report.

Product : Intel® Dual Band Wireless-AC 8260
Test Item : Harmonic Radiated Emission Data
Test Site : No.3 OATS
Test Mode : Mode 4 Beamforming: Transmit (802.11ac-80BW-65Mbps) (5775MHz)

Frequency MHz	Correct Factor dB	Reading Level dBuV	Measurement Level dBuV/m	Margin dB	Limit dBuV/m
Horizontal Peak Detector:					
11530.000	17.018	35.193	52.211	-21.789	74.000
17325.000	*	*	*	*	74.000
23100.000	*	*	*	*	74.000
28875.000	*	*	*	*	74.000
34650.000	*	*	*	*	74.000
40425.000	*	*	*	*	74.000
Average Detector:					
*	*	*	*	*	*
Vertical Peak Detector:					
11530.000	17.952	34.726	52.678	-21.322	74.000
17325.000	*	*	*	*	74.000
23100.000	*	*	*	*	74.000
28875.000	*	*	*	*	74.000
34650.000	*	*	*	*	74.000
40425.000	*	*	*	*	74.000
Average Detector:					
*	*	*	*	*	*

Note:

1. All Readings below 1GHz are Quasi-Peak, above 1GHz are performed with peak and/or average measurements as necessary.
2. Peak measurements: RBW = 1MHz, VBW = 3 MHz, Sweep: Auto.
3. Average measurements: RBW = 1MHz, VBW = 10 Hz, Sweep: Auto.
4. Measurement Level = Reading Level + Correct Factor.
5. Correct Factor = Antenna factor + Cable loss –Amplifier gain.
6. The average measurement was not performed when the peak measured data under the limit of average detection.
7. The emission levels of other frequencies are very lower than the limit and not show in test report.

Product : Intel® Dual Band Wireless-AC 8260
Test Item : General Radiated Emission
Test Site : No.3 OATS
Test Mode : Mode 1 SISO A: Transmit (802.11a-6Mbps) (5220MHz)

Frequency MHz	Correct Factor dB	Reading Level dBμV	Measurement Level dBμV/m	Margin dB	Limit dBμV/m
Horizontal					
Peak Detector					
199.170	-10.624	41.518	30.894	-12.606	43.500
337.460	-3.887	40.504	36.617	-9.383	46.000
451.380	-1.654	37.807	36.153	-9.847	46.000
597.810	4.002	34.940	38.941	-7.059	46.000
750.250	3.399	32.080	35.479	-10.521	46.000
911.530	6.163	31.669	37.832	-8.168	46.000
Vertical					
Peak Detector					
193.430	-9.745	40.537	30.792	-12.708	43.500
349.170	-3.652	40.569	36.917	-9.083	46.000
492.890	-2.565	39.738	37.173	-8.827	46.000
634.640	-3.829	41.158	37.329	-8.671	46.000
814.250	3.180	32.301	35.481	-10.519	46.000
966.710	8.049	23.208	31.256	-22.744	54.000

Note:

1. All Readings below 1GHz are Quasi-Peak, above 1GHz are performed with peak and/or average measurements as necessary.
2. Peak measurements: RBW = 1MHz, VBW = 3 MHz, Sweep: Auto.
3. Average measurements: RBW = 1MHz, VBW = 10 Hz, Sweep: Auto.
4. Measurement Level = Reading Level + Correct Factor.
5. Correct Factor = Antenna factor + Cable loss –Amplifier gain.
6. The average measurement was not performed when the peak measured data under the limit of average detection.
7. The emission levels of other frequencies are very lower than the limit and not show in test report.
8. No emission found between lowest internal used/generated frequency to 30MHz.

Product : Intel® Dual Band Wireless-AC 8260
Test Item : General Radiated Emission
Test Site : No.3 OATS
Test Mode : Mode 1 SISO A: Transmit (802.11a-6Mbps) (5300MHz)

Frequency MHz	Correct Factor dB	Reading Level dBμV	Measurement Level dBμV/m	Margin dB	Limit dBμV/m
Horizontal					
Peak Detector					
170.210	-10.435	39.984	29.549	-13.951	43.500
339.680	-3.920	41.207	37.286	-8.714	46.000
461.570	1.527	33.296	34.823	-11.177	46.000
611.940	3.828	34.633	38.461	-7.539	46.000
770.490	4.221	32.951	37.172	-8.828	46.000
950.820	6.681	25.313	31.994	-14.006	46.000
Vertical					
Peak Detector					
176.840	-8.302	36.030	27.729	-15.771	43.500
283.490	-8.283	40.767	32.483	-13.517	46.000
397.250	-4.450	41.597	37.146	-8.854	46.000
574.730	-5.605	40.422	34.817	-11.183	46.000
760.120	2.427	36.151	38.578	-7.422	46.000
923.970	5.542	29.149	34.691	-11.309	46.000

Note:

1. All Readings below 1GHz are Quasi-Peak, above 1GHz are performed with peak and/or average measurements as necessary.
2. Peak measurements: RBW = 1MHz, VBW = 3 MHz, Sweep: Auto.
3. Average measurements: RBW = 1MHz, VBW = 10 Hz, Sweep: Auto.
4. Measurement Level = Reading Level + Correct Factor.
5. Correct Factor = Antenna factor + Cable loss –Amplifier gain.
6. The average measurement was not performed when the peak measured data under the limit of average detection.
7. The emission levels of other frequencies are very lower than the limit and not show in test report.
8. No emission found between lowest internal used/generated frequency to 30MHz.

Product : Intel® Dual Band Wireless-AC 8260
Test Item : General Radiated Emission
Test Site : No.3 OATS
Test Mode : Mode 1 SISO A: Transmit (802.11a-6Mbps) (5580MHz)

Frequency MHz	Correct Factor dB	Reading Level dBμV	Measurement Level dBμV/m	Margin dB	Limit dBμV/m
Horizontal					
Peak Detector					
221.640	-10.455	40.937	30.483	-15.517	46.000
376.310	-1.166	36.982	35.816	-10.184	46.000
512.870	1.546	35.391	36.937	-9.063	46.000
661.590	2.094	31.697	33.791	-12.209	46.000
797.120	5.156	33.968	39.124	-6.876	46.000
950.980	6.672	31.586	38.258	-7.742	46.000
Vertical					
Peak Detector					
217.610	-8.511	39.403	30.892	-15.108	46.000
399.150	-4.790	41.064	36.273	-9.727	46.000
502.890	-0.837	34.256	33.418	-12.582	46.000
628.320	-3.363	39.114	35.751	-10.249	46.000
805.470	3.845	32.783	36.629	-9.371	46.000
966.730	8.050	23.135	31.185	-22.815	54.000

Note:

1. All Readings below 1GHz are Quasi-Peak, above 1GHz are performed with peak and/or average measurements as necessary.
2. Peak measurements: RBW = 1MHz, VBW = 3 MHz, Sweep: Auto.
3. Average measurements: RBW = 1MHz, VBW = 10 Hz, Sweep: Auto.
4. Measurement Level = Reading Level + Correct Factor.
5. Correct Factor = Antenna factor + Cable loss –Amplifier gain.
6. The average measurement was not performed when the peak measured data under the limit of average detection.
7. The emission levels of other frequencies are very lower than the limit and not show in test report.
8. No emission found between lowest internal used/generated frequency to 30MHz.

Product : Intel® Dual Band Wireless-AC 8260
Test Item : General Radiated Emission
Test Site : No.3 OATS
Test Mode : Mode 1 SISO A: Transmit (802.11a-6Mbps) (5785MHz)

Frequency MHz	Correct Factor dB	Reading Level dBμV	Measurement Level dBμV/m	Margin dB	Limit dBμV/m
Horizontal					
Peak Detector					
141.923	-10.440	49.243	38.803	-4.697	43.500
238.602	-7.221	40.288	33.067	-12.933	46.000
337.841	-3.900	41.567	37.667	-8.333	46.000
451.294	-1.677	34.545	32.868	-13.132	46.000
624.163	1.908	30.926	32.834	-13.166	46.000
791.423	5.216	24.650	29.866	-16.134	46.000
Vertical					
Peak Detector					
118.722	-3.423	41.132	37.709	-5.791	43.500
325.453	-5.729	41.318	35.589	-10.411	46.000
494.162	-2.286	31.411	29.125	-16.875	46.000
624.384	-2.580	30.646	28.066	-17.934	46.000
816.201	3.235	27.457	30.692	-15.308	46.000
960.913	7.213	23.908	31.121	-22.879	54.000

Note:

1. All Readings below 1GHz are Quasi-Peak, above 1GHz are performed with peak and/or average measurements as necessary.
2. Peak measurements: RBW = 1MHz, VBW = 3 MHz, Sweep: Auto.
3. Average measurements: RBW = 1MHz, VBW = 10 Hz, Sweep: Auto.
4. Measurement Level = Reading Level + Correct Factor.
5. Correct Factor = Antenna factor + Cable loss –Amplifier gain.
6. The average measurement was not performed when the peak measured data under the limit of average detection.
7. The emission levels of other frequencies are very lower than the limit and not show in test report.
8. No emission found between lowest internal used/generated frequency to 30MHz.

Product : Intel® Dual Band Wireless-AC 8260
Test Item : General Radiated Emission
Test Site : No.3 OATS
Test Mode : Mode 1 SISO A: Transmit (802.11n-20BW 7.2Mbps) (5220MHz)

Frequency MHz	Correct Factor dB	Reading Level dBμV	Measurement Level dBμV/m	Margin dB	Limit dBμV/m
Horizontal					
Peak Detector					
188.720	-10.492	39.845	29.352	-14.148	43.500
327.430	-4.569	39.188	34.618	-11.382	46.000
494.170	-0.547	37.729	37.183	-8.817	46.000
661.380	2.096	35.839	37.935	-8.065	46.000
803.940	5.032	33.717	38.749	-7.251	46.000
950.250	6.697	25.830	32.527	-13.473	46.000
Vertical					
Peak Detector					
184.720	-11.627	42.804	31.176	-12.324	43.500
323.460	-6.205	38.098	31.893	-14.107	46.000
461.250	-3.313	40.664	37.351	-8.649	46.000
659.180	-2.715	39.483	36.769	-9.231	46.000
814.930	3.199	34.063	37.262	-8.738	46.000
967.830	8.113	22.535	30.648	-23.352	54.000

Note:

1. All Readings below 1GHz are Quasi-Peak, above 1GHz are performed with peak and/or average measurements as necessary.
2. Peak measurements: RBW = 1MHz, VBW = 3 MHz, Sweep: Auto.
3. Average measurements: RBW = 1MHz, VBW = 10 Hz, Sweep: Auto.
4. Measurement Level = Reading Level + Correct Factor.
5. Correct Factor = Antenna factor + Cable loss –Amplifier gain.
6. The average measurement was not performed when the peak measured data under the limit of average detection.
7. The emission levels of other frequencies are very lower than the limit and not show in test report.
8. No emission found between lowest internal used/generated frequency to 30MHz.

Product : Intel® Dual Band Wireless-AC 8260
Test Item : General Radiated Emission
Test Site : No.3 OATS
Test Mode : Mode 1 SISO A: Transmit (802.11n-20BW 7.2Mbps) (5300MHz)

Frequency MHz	Correct Factor dB	Reading Level dBμV	Measurement Level dBμV/m	Margin dB	Limit dBμV/m
Horizontal					
Peak Detector					
221.630	-10.455	40.947	30.492	-15.508	46.000
331.970	-4.291	38.563	34.273	-11.727	46.000
446.150	-2.954	40.572	37.618	-8.382	46.000
607.810	4.429	32.407	36.836	-9.164	46.000
783.390	4.363	29.564	33.927	-12.073	46.000
958.740	6.282	31.877	38.159	-7.841	46.000
Vertical					
Peak Detector					
217.390	-8.480	37.171	28.691	-17.309	46.000
341.870	-3.627	40.796	37.168	-8.832	46.000
512.620	-0.575	36.492	35.917	-10.083	46.000
661.240	-2.120	38.455	36.335	-9.665	46.000
775.510	2.241	29.043	31.284	-14.716	46.000
929.730	6.436	24.443	30.879	-15.121	46.000

Note:

1. All Readings below 1GHz are Quasi-Peak, above 1GHz are performed with peak and/or average measurements as necessary.
2. Peak measurements: RBW = 1MHz, VBW = 3 MHz, Sweep: Auto.
3. Average measurements: RBW = 1MHz, VBW = 10 Hz, Sweep: Auto.
4. Measurement Level = Reading Level + Correct Factor.
5. Correct Factor = Antenna factor + Cable loss –Amplifier gain.
6. The average measurement was not performed when the peak measured data under the limit of average detection.
7. The emission levels of other frequencies are very lower than the limit and not show in test report.
8. No emission found between lowest internal used/generated frequency to 30MHz.

Product : Intel® Dual Band Wireless-AC 8260
Test Item : General Radiated Emission
Test Site : No.3 OATS
Test Mode : Mode 1 SISO A: Transmit (802.11n-20BW 7.2Mbps) (5580MHz)

Frequency MHz	Correct Factor dB	Reading Level dBμV	Measurement Level dBμV/m	Margin dB	Limit dBμV/m
Horizontal					
Peak Detector					
176.130	-10.265	39.559	29.294	-14.206	43.500
341.760	-3.473	39.290	35.817	-10.183	46.000
496.390	-0.461	37.919	37.459	-8.541	46.000
647.510	1.866	34.872	36.738	-9.262	46.000
793.840	5.186	31.433	36.620	-9.380	46.000
942.080	6.443	22.938	29.381	-16.619	46.000
Vertical					
Peak Detector					
190.840	-10.470	40.226	29.756	-13.744	43.500
310.290	-6.843	43.015	36.173	-9.827	46.000
453.470	-6.078	43.992	37.914	-8.086	46.000
630.130	-3.881	42.262	38.381	-7.619	46.000
783.560	3.021	32.476	35.497	-10.503	46.000
942.910	6.584	24.044	30.629	-15.371	46.000

Note:

1. All Readings below 1GHz are Quasi-Peak, above 1GHz are performed with peak and/or average measurements as necessary.
2. Peak measurements: RBW = 1MHz, VBW = 3 MHz, Sweep: Auto.
3. Average measurements: RBW = 1MHz, VBW = 10 Hz, Sweep: Auto.
4. Measurement Level = Reading Level + Correct Factor.
5. Correct Factor = Antenna factor + Cable loss –Amplifier gain.
6. The average measurement was not performed when the peak measured data under the limit of average detection.
7. The emission levels of other frequencies are very lower than the limit and not show in test report.
8. No emission found between lowest internal used/generated frequency to 30MHz.

Product : Intel® Dual Band Wireless-AC 8260
Test Item : General Radiated Emission
Test Site : No.3 OATS
Test Mode : Mode 1 SISO A: Transmit (802.11n-20BW 7.2Mbps) (5785MHz)

Frequency MHz	Correct Factor dB	Reading Level dBμV	Measurement Level dBμV/m	Margin dB	Limit dBμV/m
Horizontal					
Peak Detector					
166.275	-11.009	45.576	34.567	-8.933	43.500
300.411	-3.521	37.766	34.245	-11.755	46.000
417.605	-3.234	37.651	34.417	-11.583	46.000
529.133	1.850	32.453	34.303	-11.697	46.000
678.391	2.884	34.179	37.063	-8.937	46.000
841.064	5.204	26.580	31.784	-14.216	46.000
Vertical					
Peak Detector					
166.171	-7.817	45.626	37.809	-5.691	43.500
337.921	-4.364	42.147	37.783	-8.217	46.000
510.651	-0.178	32.704	32.526	-13.474	46.000
721.480	-0.098	27.928	27.830	-18.170	46.000
841.393	2.993	28.002	30.995	-15.005	46.000
969.202	8.191	23.861	32.052	-21.948	54.000

Note:

1. All Readings below 1GHz are Quasi-Peak, above 1GHz are performed with peak and/or average measurements as necessary.
2. Peak measurements: RBW = 1MHz, VBW = 3 MHz, Sweep: Auto.
3. Average measurements: RBW = 1MHz, VBW = 10 Hz, Sweep: Auto.
4. Measurement Level = Reading Level + Correct Factor.
5. Correct Factor = Antenna factor + Cable loss –Amplifier gain.
6. The average measurement was not performed when the peak measured data under the limit of average detection.
7. The emission levels of other frequencies are very lower than the limit and not show in test report.
8. No emission found between lowest internal used/generated frequency to 30MHz.

Product : Intel® Dual Band Wireless-AC 8260
Test Item : General Radiated Emission
Test Site : No.3 OATS
Test Mode : Mode 1 SISO A: Transmit (802.11n-40BW 15Mbps) (5190MHz)

Frequency MHz	Correct Factor dB	Reading Level dBμV	Measurement Level dBμV/m	Margin dB	Limit dBμV/m
Horizontal					
Peak Detector					
186.820	-11.555	39.469	27.914	-15.586	43.500
331.270	-4.401	39.717	35.316	-10.684	46.000
504.030	0.166	37.693	37.859	-8.141	46.000
645.490	1.615	35.006	36.621	-9.379	46.000
797.910	5.150	33.085	38.235	-7.765	46.000
950.780	6.684	24.800	31.483	-14.517	46.000
Vertical					
Peak Detector					
182.790	-10.459	39.150	28.692	-14.808	43.500
312.430	-6.861	41.378	34.518	-11.482	46.000
477.670	-4.446	41.382	36.937	-9.063	46.000
628.140	-3.308	41.572	38.264	-7.736	46.000
781.520	3.052	31.142	34.195	-11.805	46.000
933.910	5.817	24.666	30.483	-15.517	46.000

Note:

1. All Readings below 1GHz are Quasi-Peak, above 1GHz are performed with peak and/or average measurements as necessary.
2. Peak measurements: RBW = 1MHz, VBW = 3 MHz, Sweep: Auto.
3. Average measurements: RBW = 1MHz, VBW = 10 Hz, Sweep: Auto.
4. Measurement Level = Reading Level + Correct Factor.
5. Correct Factor = Antenna factor + Cable loss –Amplifier gain.
6. The average measurement was not performed when the peak measured data under the limit of average detection.
7. The emission levels of other frequencies are very lower than the limit and not show in test report.
8. No emission found between lowest internal used/generated frequency to 30MHz.

Product : Intel® Dual Band Wireless-AC 8260
Test Item : General Radiated Emission
Test Site : No.3 OATS
Test Mode : Mode 1 SISO A: Transmit (802.11n-40BW 15Mbps) (5270MHz)

Frequency MHz	Correct Factor dB	Reading Level dBμV	Measurement Level dBμV/m	Margin dB	Limit dBμV/m
Horizontal					
Peak Detector					
211.870	-10.904	38.588	27.684	-15.816	43.500
393.140	-2.141	37.955	35.815	-10.185	46.000
537.620	2.278	34.314	36.592	-9.408	46.000
678.430	2.883	35.276	38.159	-7.841	46.000
783.590	4.373	26.973	31.347	-14.653	46.000
942.710	6.462	27.459	33.921	-12.079	46.000
Vertical					
Peak Detector					
221.630	-8.810	39.628	30.819	-15.181	46.000
339.940	-3.986	38.623	34.637	-11.363	46.000
490.270	-3.045	40.305	37.261	-8.739	46.000
665.780	-1.842	39.768	37.925	-8.075	46.000
799.560	2.795	31.598	34.393	-11.607	46.000
944.190	6.593	25.200	31.792	-14.208	46.000

Note:

1. All Readings below 1GHz are Quasi-Peak, above 1GHz are performed with peak and/or average measurements as necessary.
2. Peak measurements: RBW = 1MHz, VBW = 3 MHz, Sweep: Auto.
3. Average measurements: RBW = 1MHz, VBW = 10 Hz, Sweep: Auto.
4. Measurement Level = Reading Level + Correct Factor.
5. Correct Factor = Antenna factor + Cable loss –Amplifier gain.
6. The average measurement was not performed when the peak measured data under the limit of average detection.
7. The emission levels of other frequencies are very lower than the limit and not show in test report.
8. No emission found between lowest internal used/generated frequency to 30MHz.

Product : Intel® Dual Band Wireless-AC 8260
Test Item : General Radiated Emission
Test Site : No.3 OATS
Test Mode : Mode 1 SISO A: Transmit (802.11n-40BW 15Mbps) (5550MHz)

Frequency MHz	Correct Factor dB	Reading Level dBμV	Measurement Level dBμV/m	Margin dB	Limit dBμV/m
Horizontal					
Peak Detector					
215.790	-10.727	39.158	28.431	-15.069	43.500
387.510	-1.566	38.460	36.894	-9.106	46.000
539.370	2.410	34.747	37.157	-8.843	46.000
717.230	3.540	31.847	35.386	-10.614	46.000
836.640	5.097	30.816	35.913	-10.087	46.000
933.820	6.649	25.629	32.278	-13.722	46.000
Vertical					
Peak Detector					
182.790	-10.459	37.375	26.917	-16.583	43.500
310.530	-6.846	42.275	35.429	-10.571	46.000
471.810	-4.630	42.421	37.792	-8.208	46.000
657.160	-3.601	39.775	36.174	-9.826	46.000
820.350	3.340	31.940	35.280	-10.720	46.000
964.690	7.873	24.183	32.056	-21.944	54.000

Note:

1. All Readings below 1GHz are Quasi-Peak, above 1GHz are performed with peak and/or average measurements as necessary.
2. Peak measurements: RBW = 1MHz, VBW = 3 MHz, Sweep: Auto.
3. Average measurements: RBW = 1MHz, VBW = 10 Hz, Sweep: Auto.
4. Measurement Level = Reading Level + Correct Factor.
5. Correct Factor = Antenna factor + Cable loss –Amplifier gain.
6. The average measurement was not performed when the peak measured data under the limit of average detection.
7. The emission levels of other frequencies are very lower than the limit and not show in test report.
8. No emission found between lowest internal used/generated frequency to 30MHz.

Product : Intel® Dual Band Wireless-AC 8260
Test Item : General Radiated Emission
Test Site : No.3 OATS
Test Mode : Mode 1 SISO A: Transmit (802.11n-40BW 15Mbps) (5755MHz)

Frequency MHz	Correct Factor dB	Reading Level dBμV	Measurement Level dBμV/m	Margin dB	Limit dBμV/m
Horizontal					
Peak Detector					
165.361	-11.138	45.978	34.840	-8.660	43.500
300.142	-3.545	38.489	34.944	-11.056	46.000
417.685	-3.234	38.200	34.966	-11.034	46.000
529.834	1.858	32.858	34.716	-11.284	46.000
680.411	2.866	30.452	33.318	-12.682	46.000
816.264	5.350	27.585	32.935	-13.065	46.000
Vertical					
Peak Detector					
118.731	-3.423	40.659	37.236	-6.264	43.500
240.162	-8.518	41.019	32.501	-13.499	46.000
337.581	-4.428	41.146	36.718	-9.282	46.000
527.914	-0.452	32.922	32.470	-13.530	46.000
673.842	-0.580	35.333	34.753	-11.247	46.000
816.264	3.237	27.434	30.671	-15.329	46.000

Note:

1. All Readings below 1GHz are Quasi-Peak, above 1GHz are performed with peak and/or average measurements as necessary.
2. Peak measurements: RBW = 1MHz, VBW = 3 MHz, Sweep: Auto.
3. Average measurements: RBW = 1MHz, VBW = 10 Hz, Sweep: Auto.
4. Measurement Level = Reading Level + Correct Factor.
5. Correct Factor = Antenna factor + Cable loss –Amplifier gain.
6. The average measurement was not performed when the peak measured data under the limit of average detection.
7. The emission levels of other frequencies are very lower than the limit and not show in test report.
8. No emission found between lowest internal used/generated frequency to 30MHz.

Product : Intel® Dual Band Wireless-AC 8260
Test Item : General Radiated Emission
Test Site : No.3 OATS
Test Mode : Mode 1 SISO A: Transmit (802.11ac-20BW-7.2Mbps) (5720MHz)

Frequency MHz	Correct Factor dB	Reading Level dBμV	Measurement Level dBμV/m	Margin dB	Limit dBμV/m
Horizontal					
Peak Detector					
188.730	-10.486	43.926	33.439	-10.061	43.500
306.910	-3.185	41.357	38.172	-7.828	46.000
457.190	0.113	38.970	39.083	-6.917	46.000
609.340	4.206	33.610	37.816	-8.184	46.000
762.470	4.324	24.466	28.791	-17.209	46.000
933.650	6.676	30.837	37.514	-8.486	46.000
Vertical					
Peak Detector					
221.610	-8.811	45.104	36.294	-9.706	46.000
362.490	-2.848	41.019	38.172	-7.828	46.000
539.140	0.126	39.589	39.716	-6.284	46.000
661.930	-2.057	34.486	32.429	-13.571	46.000
812.580	3.131	34.516	37.647	-8.353	46.000
969.370	8.191	29.342	37.533	-16.467	54.000

Note:

1. All Readings below 1GHz are Quasi-Peak, above 1GHz are performed with peak and/or average measurements as necessary.
2. Peak measurements: RBW = 1MHz, VBW = 3 MHz, Sweep: Auto.
3. Average measurements: RBW = 1MHz, VBW = 10 Hz, Sweep: Auto.
4. Measurement Level = Reading Level + Correct Factor.
5. Correct Factor = Antenna factor + Cable loss –Amplifier gain.
6. The average measurement was not performed when the peak measured data under the limit of average detection.
7. The emission levels of other frequencies are very lower than the limit and not show in test report.
8. No emission found between lowest internal used/generated frequency to 30MHz.

Product : Intel® Dual Band Wireless-AC 8260
Test Item : General Radiated Emission
Test Site : No.3 OATS
Test Mode : Mode 1 SISO A: Transmit (802.11ac-40BW-15Mbps) (5710MHz)

Frequency MHz	Correct Factor dB	Reading Level dBμV	Measurement Level dBμV/m	Margin dB	Limit dBμV/m
Horizontal					
Peak Detector					
213.760	-10.815	43.633	32.817	-10.683	43.500
376.910	-1.134	40.306	39.172	-6.828	46.000
506.430	0.559	37.933	38.491	-7.509	46.000
634.690	2.070	35.867	37.938	-8.062	46.000
777.140	4.182	35.603	39.784	-6.216	46.000
942.520	6.457	23.623	30.079	-15.921	46.000
Vertical					
Peak Detector					
184.730	-11.632	44.795	33.162	-10.338	43.500
341.940	-3.615	41.994	38.379	-7.621	46.000
496.170	-1.801	40.418	38.617	-7.383	46.000
692.310	2.319	35.219	37.538	-8.462	46.000
824.620	3.468	26.824	30.291	-15.709	46.000
964.860	7.898	31.026	38.924	-15.076	54.000

Note:

1. All Readings below 1GHz are Quasi-Peak, above 1GHz are performed with peak and/or average measurements as necessary.
2. Peak measurements: RBW = 1MHz, VBW = 3 MHz, Sweep: Auto.
3. Average measurements: RBW = 1MHz, VBW = 10 Hz, Sweep: Auto.
4. Measurement Level = Reading Level + Correct Factor.
5. Correct Factor = Antenna factor + Cable loss –Amplifier gain.
6. The average measurement was not performed when the peak measured data under the limit of average detection.
7. The emission levels of other frequencies are very lower than the limit and not show in test report.
8. No emission found between lowest internal used/generated frequency to 30MHz.

Product : Intel® Dual Band Wireless-AC 8260
Test Item : General Radiated Emission
Test Site : No.3 OATS
Test Mode : Mode 1 SISO A: Transmit (802.11ac-80BW-32.5Mbps) (5210MHz)

Frequency MHz	Correct Factor dB	Reading Level dBμV	Measurement Level dBμV/m	Margin dB	Limit dBμV/m
Horizontal					
Peak Detector					
199.410	-10.601	45.526	34.925	-8.575	43.500
347.830	-2.255	40.046	37.791	-8.209	46.000
488.160	-0.676	39.531	38.856	-7.144	46.000
661.640	2.093	34.955	37.049	-8.951	46.000
812.390	5.083	34.435	39.517	-6.483	46.000
944.270	6.509	27.725	34.234	-11.766	46.000
Vertical					
Peak Detector					
182.790	-10.459	47.673	37.215	-6.285	43.500
285.370	-8.084	44.166	36.081	-9.919	46.000
395.140	-4.097	42.891	38.794	-7.206	46.000
574.510	-5.600	41.438	35.839	-10.161	46.000
750.620	2.655	36.268	38.923	-7.077	46.000
933.860	5.826	30.522	36.348	-9.652	46.000

Note:

1. All Readings below 1GHz are Quasi-Peak, above 1GHz are performed with peak and/or average measurements as necessary.
2. Peak measurements: RBW = 1MHz, VBW = 3 MHz, Sweep: Auto.
3. Average measurements: RBW = 1MHz, VBW = 10 Hz, Sweep: Auto.
4. Measurement Level = Reading Level + Correct Factor.
5. Correct Factor = Antenna factor + Cable loss –Amplifier gain.
6. The average measurement was not performed when the peak measured data under the limit of average detection.
7. The emission levels of other frequencies are very lower than the limit and not show in test report.
8. No emission found between lowest internal used/generated frequency to 30MHz.

Product : Intel® Dual Band Wireless-AC 8260
Test Item : General Radiated Emission
Test Site : No.3 OATS
Test Mode : Mode 1 SISO A: Transmit (802.11ac-80BW-32.5Mbps) (5290MHz)

Frequency MHz	Correct Factor dB	Reading Level dBμV	Measurement Level dBμV/m	Margin dB	Limit dBμV/m
Horizontal					
Peak Detector					
203.170	-10.970	43.312	32.342	-11.158	43.500
356.610	-2.385	40.476	38.092	-7.908	46.000
500.490	0.102	37.713	37.815	-8.185	46.000
647.830	1.906	35.633	37.539	-8.461	46.000
793.740	5.187	35.093	40.281	-5.719	46.000
950.240	6.697	26.089	32.786	-13.214	46.000
Vertical					
Peak Detector					
186.570	-11.666	44.457	32.792	-10.708	43.500
337.910	-4.368	42.642	38.274	-7.726	46.000
500.160	-0.801	38.616	37.816	-8.184	46.000
632.630	-3.975	39.414	35.439	-10.561	46.000
812.340	3.128	34.799	37.927	-8.073	46.000
966.780	8.054	25.107	33.160	-20.840	54.000

Note:

1. All Readings below 1GHz are Quasi-Peak, above 1GHz are performed with peak and/or average measurements as necessary.
2. Peak measurements: RBW = 1MHz, VBW = 3 MHz, Sweep: Auto.
3. Average measurements: RBW = 1MHz, VBW = 10 Hz, Sweep: Auto.
4. Measurement Level = Reading Level + Correct Factor.
5. Correct Factor = Antenna factor + Cable loss –Amplifier gain.
6. The average measurement was not performed when the peak measured data under the limit of average detection.
7. The emission levels of other frequencies are very lower than the limit and not show in test report.
8. No emission found between lowest internal used/generated frequency to 30MHz.

Product : Intel® Dual Band Wireless-AC 8260
Test Item : General Radiated Emission
Test Site : No.3 OATS
Test Mode : Mode 1 SISO A: Transmit (802.11ac-80BW-32.5Mbps) (5690MHz)

Frequency MHz	Correct Factor dB	Reading Level dBμV	Measurement Level dBμV/m	Margin dB	Limit dBμV/m
Horizontal					
Peak Detector					
174.910	-9.934	44.195	34.261	-9.239	43.500
281.630	-5.299	43.878	38.579	-7.421	46.000
428.170	-2.556	39.473	36.917	-9.083	46.000
601.590	4.119	27.074	31.193	-14.807	46.000
760.820	4.355	35.289	39.643	-6.357	46.000
933.720	6.665	25.717	32.382	-13.618	46.000
Vertical					
Peak Detector					
176.940	-8.308	41.061	32.753	-10.747	43.500
304.380	-6.796	44.945	38.149	-7.851	46.000
455.170	-5.369	42.287	36.917	-9.083	46.000
597.260	-3.049	42.887	39.838	-6.162	46.000
787.430	2.963	33.668	36.631	-9.369	46.000
940.610	6.537	24.955	31.492	-14.508	46.000

Note:

1. All Readings below 1GHz are Quasi-Peak, above 1GHz are performed with peak and/or average measurements as necessary.
2. Peak measurements: RBW = 1MHz, VBW = 3 MHz, Sweep: Auto.
3. Average measurements: RBW = 1MHz, VBW = 10 Hz, Sweep: Auto.
4. Measurement Level = Reading Level + Correct Factor.
5. Correct Factor = Antenna factor + Cable loss –Amplifier gain.
6. The average measurement was not performed when the peak measured data under the limit of average detection.
7. The emission levels of other frequencies are very lower than the limit and not show in test report.
8. No emission found between lowest internal used/generated frequency to 30MHz.

Product : Intel® Dual Band Wireless-AC 8260
Test Item : General Radiated Emission
Test Site : No.3 OATS
Test Mode : Mode 1 SISO A: Transmit (802.11ac-80BW-32.5Mbps) (5775MHz)

Frequency MHz	Correct Factor dB	Reading Level dBμV	Measurement Level dBμV/m	Margin dB	Limit dBμV/m
Horizontal					
Peak Detector					
308.973	-3.652	39.207	35.555	-10.445	46.000
399.421	-2.276	36.373	34.097	-11.903	46.000
500.614	0.103	30.768	30.871	-15.129	46.000
599.183	3.985	25.987	29.972	-16.028	46.000
667.292	2.024	30.857	32.881	-13.119	46.000
797.841	5.150	25.331	30.481	-15.519	46.000
Vertical					
Peak Detector					
108.741	-0.373	32.949	32.576	-10.924	43.500
211.623	-7.939	39.148	31.209	-12.291	43.500
332.901	-4.916	35.351	30.435	-15.565	46.000
500.175	-0.799	31.943	31.144	-14.856	46.000
624.361	-2.581	29.168	26.587	-19.413	46.000
867.483	0.641	34.128	34.769	-11.231	46.000

Note:

1. All Readings below 1GHz are Quasi-Peak, above 1GHz are performed with peak and/or average measurements as necessary.
2. Peak measurements: RBW = 1MHz, VBW = 3 MHz, Sweep: Auto.
3. Average measurements: RBW = 1MHz, VBW = 10 Hz, Sweep: Auto.
4. Measurement Level = Reading Level + Correct Factor.
5. Correct Factor = Antenna factor + Cable loss –Amplifier gain.
6. The average measurement was not performed when the peak measured data under the limit of average detection.
7. The emission levels of other frequencies are very lower than the limit and not show in test report.
8. No emission found between lowest internal used/generated frequency to 30MHz.

Product : Intel® Dual Band Wireless-AC 8260
Test Item : General Radiated Emission
Test Site : No.3 OATS
Test Mode : Mode 2 SISO B: Transmit (802.11a-6Mbps) (5220MHz)

Frequency MHz	Correct Factor dB	Reading Level dBμV	Measurement Level dBμV/m	Margin dB	Limit dBμV/m
Horizontal					
Peak Detector					
174.290	-9.897	38.415	28.517	-14.983	43.500
335.430	-3.851	39.590	35.739	-10.261	46.000
481.840	-0.488	35.880	35.392	-10.608	46.000
659.760	2.106	36.057	38.163	-7.837	46.000
816.350	5.362	29.124	34.486	-11.514	46.000
969.180	6.988	29.940	36.928	-17.072	54.000
Vertical					
Peak Detector					
168.370	-8.404	38.598	30.194	-13.306	43.500
354.720	-3.581	40.429	36.847	-9.153	46.000
508.590	-0.251	39.712	39.461	-6.539	46.000
680.140	1.060	37.859	38.919	-7.081	46.000
851.280	0.412	38.206	38.618	-7.382	46.000
966.930	8.065	27.729	35.793	-18.207	54.000

Note:

1. All Readings below 1GHz are Quasi-Peak, above 1GHz are performed with peak and/or average measurements as necessary.
2. Peak measurements: RBW = 1MHz, VBW = 3 MHz, Sweep: Auto.
3. Average measurements: RBW = 1MHz, VBW = 10 Hz, Sweep: Auto.
4. Measurement Level = Reading Level + Correct Factor.
5. Correct Factor = Antenna factor + Cable loss –Amplifier gain.
6. The average measurement was not performed when the peak measured data under the limit of average detection.
7. The emission levels of other frequencies are very lower than the limit and not show in test report.
8. No emission found between lowest internal used/generated frequency to 30MHz.

Product : Intel® Dual Band Wireless-AC 8260
Test Item : General Radiated Emission
Test Site : No.3 OATS
Test Mode : Mode 2 SISO B: Transmit (802.11a-6Mbps) (5300MHz)

Frequency MHz	Correct Factor dB	Reading Level dBμV	Measurement Level dBμV/m	Margin dB	Limit dBμV/m
Horizontal					
Peak Detector					
230.270	-8.184	40.674	32.490	-13.510	46.000
345.610	-2.278	40.421	38.143	-7.857	46.000
484.490	-0.734	37.553	36.819	-9.181	46.000
682.120	2.841	35.926	38.767	-7.233	46.000
795.930	5.165	30.459	35.624	-10.376	46.000
956.860	6.252	23.339	29.591	-16.409	46.000
Vertical					
Peak Detector					
174.970	-8.292	42.053	33.761	-9.739	43.500
302.590	-6.783	44.599	37.815	-8.185	46.000
461.130	-3.293	40.488	37.194	-8.806	46.000
601.640	-2.530	39.058	36.528	-9.472	46.000
768.760	2.854	31.784	34.639	-11.361	46.000
927.280	6.018	25.339	31.357	-14.643	46.000

Note:

1. All Readings below 1GHz are Quasi-Peak, above 1GHz are performed with peak and/or average measurements as necessary.
2. Peak measurements: RBW = 1MHz, VBW = 3 MHz, Sweep: Auto.
3. Average measurements: RBW = 1MHz, VBW = 10 Hz, Sweep: Auto.
4. Measurement Level = Reading Level + Correct Factor.
5. Correct Factor = Antenna factor + Cable loss –Amplifier gain.
6. The average measurement was not performed when the peak measured data under the limit of average detection.
7. The emission levels of other frequencies are very lower than the limit and not show in test report.
8. No emission found between lowest internal used/generated frequency to 30MHz.

Product : Intel® Dual Band Wireless-AC 8260
Test Item : General Radiated Emission
Test Site : No.3 OATS
Test Mode : Mode 2 SISO B: Transmit (802.11a-6Mbps) (5580MHz)

Frequency MHz	Correct Factor dB	Reading Level dBμV	Measurement Level dBμV/m	Margin dB	Limit dBμV/m
Horizontal					
Peak Detector					
213.790	-10.814	42.438	31.624	-11.876	43.500
339.810	-3.910	40.827	36.917	-9.083	46.000
481.430	-0.447	38.620	38.173	-7.827	46.000
636.270	2.141	34.251	36.392	-9.608	46.000
783.160	4.350	28.136	32.486	-13.514	46.000
944.620	6.519	30.030	36.549	-9.451	46.000
Vertical					
Peak Detector					
182.790	-10.459	38.885	28.427	-15.073	43.500
267.340	-8.428	44.267	35.839	-10.161	46.000
403.570	-6.208	40.961	34.753	-11.247	46.000
618.430	-2.466	40.080	37.614	-8.386	46.000
781.160	3.056	34.215	37.271	-8.729	46.000
964.810	7.890	23.055	30.946	-23.054	54.000

Note:

1. All Readings below 1GHz are Quasi-Peak, above 1GHz are performed with peak and/or average measurements as necessary.
2. Peak measurements: RBW = 1MHz, VBW = 3 MHz, Sweep: Auto.
3. Average measurements: RBW = 1MHz, VBW = 10 Hz, Sweep: Auto.
4. Measurement Level = Reading Level + Correct Factor.
5. Correct Factor = Antenna factor + Cable loss –Amplifier gain.
6. The average measurement was not performed when the peak measured data under the limit of average detection.
7. The emission levels of other frequencies are very lower than the limit and not show in test report.
8. No emission found between lowest internal used/generated frequency to 30MHz.

Product : Intel® Dual Band Wireless-AC 8260
Test Item : General Radiated Emission
Test Site : No.3 OATS
Test Mode : Mode 2 SISO B: Transmit (802.11a-6Mbps) (5785MHz)

Frequency MHz	Correct Factor dB	Reading Level dBμV	Measurement Level dBμV/m	Margin dB	Limit dBμV/m
Horizontal					
Peak Detector					
141.926	-10.440	49.017	38.577	-4.923	43.500
238.595	-7.221	39.979	32.758	-13.242	46.000
337.834	-3.900	41.268	37.368	-8.632	46.000
451.285	-1.677	33.677	32.000	-14.000	46.000
624.164	1.908	30.232	32.140	-13.860	46.000
791.425	5.216	24.379	29.595	-16.405	46.000
Vertical					
Peak Detector					
118.713	-3.423	40.321	36.898	-6.602	43.500
325.445	-5.729	40.360	34.631	-11.369	46.000
494.155	-2.286	30.577	28.291	-17.709	46.000
624.384	-2.580	30.599	28.019	-17.981	46.000
816.195	3.235	27.109	30.344	-15.656	46.000
960.913	7.213	23.567	30.780	-23.220	54.000

Note:

1. All Readings below 1GHz are Quasi-Peak, above 1GHz are performed with peak and/or average measurements as necessary.
2. Peak measurements: RBW = 1MHz, VBW = 3 MHz, Sweep: Auto.
3. Average measurements: RBW = 1MHz, VBW = 10 Hz, Sweep: Auto.
4. Measurement Level = Reading Level + Correct Factor.
5. Correct Factor = Antenna factor + Cable loss –Amplifier gain.
6. The average measurement was not performed when the peak measured data under the limit of average detection.
7. The emission levels of other frequencies are very lower than the limit and not show in test report.
8. No emission found between lowest internal used/generated frequency to 30MHz.

Product : Intel® Dual Band Wireless-AC 8260
Test Item : General Radiated Emission
Test Site : No.3 OATS
Test Mode : Mode 2 SISO B: Transmit (802.11n-20BW 7.2Mbps) (5220MHz)

Frequency MHz	Correct Factor dB	Reading Level dBμV	Measurement Level dBμV/m	Margin dB	Limit dBμV/m
Horizontal					
Peak Detector					
151.690	-10.152	41.967	31.814	-11.686	43.500
269.430	-4.944	41.215	36.271	-9.729	46.000
403.170	-2.262	39.901	37.639	-8.361	46.000
583.360	3.432	36.025	39.457	-6.543	46.000
746.210	3.305	37.587	40.893	-5.107	46.000
946.850	6.593	28.589	35.182	-10.818	46.000
Vertical					
Peak Detector					
211.830	-7.951	40.442	32.491	-11.009	43.500
329.470	-4.994	41.262	36.268	-9.732	46.000
473.690	-4.577	42.390	37.813	-8.187	46.000
640.310	-3.742	42.487	38.745	-7.255	46.000
787.920	2.958	36.148	39.106	-6.894	46.000
938.140	6.119	26.518	32.637	-13.363	46.000

Note:

1. All Readings below 1GHz are Quasi-Peak, above 1GHz are performed with peak and/or average measurements as necessary.
2. Peak measurements: RBW = 1MHz, VBW = 3 MHz, Sweep: Auto.
3. Average measurements: RBW = 1MHz, VBW = 10 Hz, Sweep: Auto.
4. Measurement Level = Reading Level + Correct Factor.
5. Correct Factor = Antenna factor + Cable loss –Amplifier gain.
6. The average measurement was not performed when the peak measured data under the limit of average detection.
7. The emission levels of other frequencies are very lower than the limit and not show in test report.
8. No emission found between lowest internal used/generated frequency to 30MHz.

Product : Intel® Dual Band Wireless-AC 8260
Test Item : General Radiated Emission
Test Site : No.3 OATS
Test Mode : Mode 2 SISO B: Transmit (802.11n-20BW 7.2Mbps) (5300MHz)

Frequency MHz	Correct Factor dB	Reading Level dBμV	Measurement Level dBμV/m	Margin dB	Limit dBμV/m
Horizontal					
Peak Detector					
174.830	-9.922	40.717	30.794	-12.706	43.500
331.260	-4.402	40.620	36.217	-9.783	46.000
486.470	-0.774	38.623	37.849	-8.151	46.000
630.690	1.563	35.600	37.163	-8.837	46.000
814.340	5.131	32.507	37.638	-8.362	46.000
975.120	6.640	23.851	30.491	-23.509	54.000
Vertical					
Peak Detector					
190.310	-10.618	44.046	33.429	-10.071	43.500
302.790	-6.786	44.948	38.162	-7.838	46.000
486.170	-3.192	42.275	39.083	-6.917	46.000
661.520	-2.081	40.877	38.796	-7.204	46.000
822.960	3.446	35.101	38.547	-7.453	46.000
966.480	8.032	27.886	35.918	-18.082	54.000

Note:

1. All Readings below 1GHz are Quasi-Peak, above 1GHz are performed with peak and/or average measurements as necessary.
2. Peak measurements: RBW = 1MHz, VBW = 3 MHz, Sweep: Auto.
3. Average measurements: RBW = 1MHz, VBW = 10 Hz, Sweep: Auto.
4. Measurement Level = Reading Level + Correct Factor.
5. Correct Factor = Antenna factor + Cable loss –Amplifier gain.
6. The average measurement was not performed when the peak measured data under the limit of average detection.
7. The emission levels of other frequencies are very lower than the limit and not show in test report.
8. No emission found between lowest internal used/generated frequency to 30MHz.

Product : Intel® Dual Band Wireless-AC 8260
Test Item : General Radiated Emission
Test Site : No.3 OATS
Test Mode : Mode 2 SISO B: Transmit (802.11n-20BW 7.2Mbps) (5580MHz)

Frequency MHz	Correct Factor dB	Reading Level dBμV	Measurement Level dBμV/m	Margin dB	Limit dBμV/m
Horizontal					
Peak Detector					
188.610	-10.554	41.993	31.438	-12.062	43.500
329.490	-4.606	41.533	36.927	-9.073	46.000
459.120	1.006	36.147	37.153	-8.847	46.000
628.970	1.583	37.098	38.681	-7.319	46.000
777.350	4.179	28.114	32.294	-13.706	46.000
954.860	6.263	32.753	39.016	-6.984	46.000
Vertical					
Peak Detector					
182.830	-10.485	41.976	31.492	-12.008	43.500
275.610	-8.643	42.459	33.816	-12.184	46.000
442.490	-8.329	43.579	35.249	-10.751	46.000
595.970	-3.229	39.603	36.374	-9.626	46.000
756.120	3.189	31.448	34.637	-11.363	46.000
921.380	5.526	25.025	30.551	-15.449	46.000

Note:

1. All Readings below 1GHz are Quasi-Peak, above 1GHz are performed with peak and/or average measurements as necessary.
2. Peak measurements: RBW = 1MHz, VBW = 3 MHz, Sweep: Auto.
3. Average measurements: RBW = 1MHz, VBW = 10 Hz, Sweep: Auto.
4. Measurement Level = Reading Level + Correct Factor.
5. Correct Factor = Antenna factor + Cable loss –Amplifier gain.
6. The average measurement was not performed when the peak measured data under the limit of average detection.
7. The emission levels of other frequencies are very lower than the limit and not show in test report.
8. No emission found between lowest internal used/generated frequency to 30MHz.

Product : Intel® Dual Band Wireless-AC 8260
Test Item : General Radiated Emission
Test Site : No.3 OATS
Test Mode : Mode 2 SISO B: Transmit (802.11n-20BW 7.2Mbps) (5785MHz)

Frequency MHz	Correct Factor dB	Reading Level dBμV	Measurement Level dBμV/m	Margin dB	Limit dBμV/m
Horizontal					
Peak Detector					
166.270	-11.009	45.236	34.227	-9.273	43.500
300.414	-3.521	37.765	34.244	-11.756	46.000
417.596	-3.234	36.920	33.686	-12.314	46.000
529.135	1.850	31.714	33.564	-12.436	46.000
678.384	2.884	33.720	36.604	-9.396	46.000
841.055	5.204	25.888	31.092	-14.908	46.000
Vertical					
Peak Detector					
166.173	-7.817	44.828	37.011	-6.489	43.500
337.925	-4.364	42.029	37.665	-8.335	46.000
510.643	-0.178	32.689	32.511	-13.489	46.000
721.482	-0.098	27.779	27.681	-18.319	46.000
841.384	2.993	27.708	30.701	-15.299	46.000
969.197	8.191	23.793	31.984	-22.016	54.000

Note:

1. All Readings below 1GHz are Quasi-Peak, above 1GHz are performed with peak and/or average measurements as necessary.
2. Peak measurements: RBW = 1MHz, VBW = 3 MHz, Sweep: Auto.
3. Average measurements: RBW = 1MHz, VBW = 10 Hz, Sweep: Auto.
4. Measurement Level = Reading Level + Correct Factor.
5. Correct Factor = Antenna factor + Cable loss –Amplifier gain.
6. The average measurement was not performed when the peak measured data under the limit of average detection.
7. The emission levels of other frequencies are very lower than the limit and not show in test report.
8. No emission found between lowest internal used/generated frequency to 30MHz.

Product : Intel® Dual Band Wireless-AC 8260
Test Item : General Radiated Emission
Test Site : No.3 OATS
Test Mode : Mode 2 SISO B: Transmit (802.11n-40BW 15Mbps) (5190MHz)

Frequency MHz	Correct Factor dB	Reading Level dBμV	Measurement Level dBμV/m	Margin dB	Limit dBμV/m
Horizontal					
Peak Detector					
174.210	-9.903	39.343	29.439	-14.061	43.500
304.850	-2.941	35.723	32.782	-13.218	46.000
430.470	-2.165	41.338	39.173	-6.827	46.000
593.140	3.812	34.883	38.695	-7.305	46.000
744.630	3.320	33.597	36.916	-9.084	46.000
909.380	6.074	26.752	32.827	-13.173	46.000
Vertical					
Peak Detector					
178.620	-8.433	42.351	33.918	-9.582	43.500
318.490	-6.893	46.065	39.172	-6.828	46.000
490.170	-3.052	41.901	38.849	-7.151	46.000
636.740	-3.682	35.216	31.534	-14.466	46.000
810.430	3.198	34.428	37.626	-8.374	46.000
946.250	6.595	25.712	32.307	-13.693	46.000

Note:

1. All Readings below 1GHz are Quasi-Peak, above 1GHz are performed with peak and/or average measurements as necessary.
2. Peak measurements: RBW = 1MHz, VBW = 3 MHz, Sweep: Auto.
3. Average measurements: RBW = 1MHz, VBW = 10 Hz, Sweep: Auto.
4. Measurement Level = Reading Level + Correct Factor.
5. Correct Factor = Antenna factor + Cable loss –Amplifier gain.
6. The average measurement was not performed when the peak measured data under the limit of average detection.
7. The emission levels of other frequencies are very lower than the limit and not show in test report.
8. No emission found between lowest internal used/generated frequency to 30MHz.

Product : Intel® Dual Band Wireless-AC 8260
Test Item : General Radiated Emission
Test Site : No.3 OATS
Test Mode : Mode 2 SISO B: Transmit (802.11n-40BW 15Mbps) (5270MHz)

Frequency MHz	Correct Factor dB	Reading Level dBμV	Measurement Level dBμV/m	Margin dB	Limit dBμV/m
Horizontal					
Peak Detector					
174.260	-9.899	38.847	28.947	-14.553	43.500
269.410	-4.944	42.259	37.315	-8.685	46.000
428.150	-2.561	39.200	36.639	-9.361	46.000
597.870	4.000	28.721	32.721	-13.279	46.000
783.630	4.375	33.460	37.836	-8.164	46.000
962.790	6.628	25.515	32.143	-21.857	54.000
Vertical					
Peak Detector					
184.730	-11.632	46.827	35.194	-8.306	43.500
285.490	-8.087	44.459	36.372	-9.628	46.000
409.610	-6.590	45.506	38.916	-7.084	46.000
630.270	-3.914	42.552	38.637	-7.363	46.000
791.950	2.897	35.384	38.281	-7.719	46.000
969.160	8.191	23.382	31.573	-22.427	54.000

Note:

1. All Readings below 1GHz are Quasi-Peak, above 1GHz are performed with peak and/or average measurements as necessary.
2. Peak measurements: RBW = 1MHz, VBW = 3 MHz, Sweep: Auto.
3. Average measurements: RBW = 1MHz, VBW = 10 Hz, Sweep: Auto.
4. Measurement Level = Reading Level + Correct Factor.
5. Correct Factor = Antenna factor + Cable loss –Amplifier gain.
6. The average measurement was not performed when the peak measured data under the limit of average detection.
7. The emission levels of other frequencies are very lower than the limit and not show in test report.
8. No emission found between lowest internal used/generated frequency to 30MHz.

Product : Intel® Dual Band Wireless-AC 8260
Test Item : General Radiated Emission
Test Site : No.3 OATS
Test Mode : Mode 2 SISO B: Transmit (802.11n-40BW 15Mbps) (5550MHz)

Frequency MHz	Correct Factor dB	Reading Level dBμV	Measurement Level dBμV/m	Margin dB	Limit dBμV/m
Horizontal					
Peak Detector					
190.430	12.328	39.661	29.749	-13.751	43.500
364.170	20.513	37.582	36.176	-9.824	46.000
517.690	23.428	36.631	38.312	-7.688	46.000
661.810	23.671	35.599	37.691	-8.309	46.000
793.720	26.599	27.266	32.454	-13.546	46.000
956.960	27.874	27.583	33.837	-12.163	46.000
Vertical					
Peak Detector					
205.170	-7.669	38.518	30.849	-12.651	43.500
333.290	-4.918	42.608	37.691	-8.309	46.000
494.510	-2.212	37.130	34.918	-11.082	46.000
665.960	-1.831	41.004	39.173	-6.827	46.000
803.630	3.490	34.849	38.340	-7.660	46.000
966.740	8.051	24.402	32.452	-21.548	54.000

Note:

1. All Readings below 1GHz are Quasi-Peak, above 1GHz are performed with peak and/or average measurements as necessary.
2. Peak measurements: RBW = 1MHz, VBW = 3 MHz, Sweep: Auto.
3. Average measurements: RBW = 1MHz, VBW = 10 Hz, Sweep: Auto.
4. Measurement Level = Reading Level + Correct Factor.
5. Correct Factor = Antenna factor + Cable loss –Amplifier gain.
6. The average measurement was not performed when the peak measured data under the limit of average detection.
7. The emission levels of other frequencies are very lower than the limit and not show in test report.
8. No emission found between lowest internal used/generated frequency to 30MHz.

Product : Intel® Dual Band Wireless-AC 8260
Test Item : General Radiated Emission
Test Site : No.3 OATS
Test Mode : Mode 2 SISO B: Transmit (802.11n-40BW 15Mbps) (5755MHz)

Frequency MHz	Correct Factor dB	Reading Level dBμV	Measurement Level dBμV/m	Margin dB	Limit dBμV/m
Horizontal					
Peak Detector					
165.363	-11.138	45.342	34.204	-9.296	43.500
300.134	-3.545	37.727	34.182	-11.818	46.000
417.687	-3.234	37.675	34.441	-11.559	46.000
529.827	1.858	31.861	33.719	-12.281	46.000
680.415	2.866	29.466	32.332	-13.668	46.000
816.255	5.350	26.713	32.063	-13.937	46.000
Vertical					
Peak Detector					
118.725	-3.423	39.931	36.508	-6.992	43.500
240.153	-8.518	40.272	31.754	-14.246	46.000
337.573	-4.428	41.100	36.672	-9.328	46.000
527.915	-0.452	32.728	32.276	-13.724	46.000
673.835	-0.580	34.721	34.141	-11.859	46.000
816.255	3.237	26.812	30.049	-15.951	46.000

Note:

1. All Readings below 1GHz are Quasi-Peak, above 1GHz are performed with peak and/or average measurements as necessary.
2. Peak measurements: RBW = 1MHz, VBW = 3 MHz, Sweep: Auto.
3. Average measurements: RBW = 1MHz, VBW = 10 Hz, Sweep: Auto.
4. Measurement Level = Reading Level + Correct Factor.
5. Correct Factor = Antenna factor + Cable loss –Amplifier gain.
6. The average measurement was not performed when the peak measured data under the limit of average detection.
7. The emission levels of other frequencies are very lower than the limit and not show in test report.
8. No emission found between lowest internal used/generated frequency to 30MHz.

Product : Intel® Dual Band Wireless-AC 8260
Test Item : General Radiated Emission
Test Site : No.3 OATS
Test Mode : Mode 2 SISO B: Transmit (802.11ac-20BW-7.2Mbps) (5720MHz)

Frequency MHz	Correct Factor dB	Reading Level dBμV	Measurement Level dBμV/m	Margin dB	Limit dBμV/m
Horizontal					
Peak Detector					
184.610	-12.353	42.737	30.384	-13.116	43.500
339.940	-3.899	39.716	35.817	-10.183	46.000
467.230	0.945	37.317	38.261	-7.739	46.000
618.470	2.695	34.944	37.639	-8.361	46.000
783.180	4.351	27.825	32.176	-13.824	46.000
950.720	6.687	28.805	35.492	-10.508	46.000
Vertical					
Peak Detector					
182.790	-10.459	43.632	33.174	-10.326	43.500
298.210	-7.060	44.377	37.317	-8.683	46.000
457.160	-4.547	42.184	37.638	-8.362	46.000
596.930	-3.076	40.602	37.526	-8.474	46.000
764.670	2.307	37.474	39.781	-6.219	46.000
921.380	5.526	23.966	29.492	-16.508	46.000

Note:

1. All Readings below 1GHz are Quasi-Peak, above 1GHz are performed with peak and/or average measurements as necessary.
2. Peak measurements: RBW = 1MHz, VBW = 3 MHz, Sweep: Auto.
3. Average measurements: RBW = 1MHz, VBW = 10 Hz, Sweep: Auto.
4. Measurement Level = Reading Level + Correct Factor.
5. Correct Factor = Antenna factor + Cable loss –Amplifier gain.
6. The average measurement was not performed when the peak measured data under the limit of average detection.
7. The emission levels of other frequencies are very lower than the limit and not show in test report.
8. No emission found between lowest internal used/generated frequency to 30MHz.

Product : Intel® Dual Band Wireless-AC 8260
Test Item : General Radiated Emission
Test Site : No.3 OATS
Test Mode : Mode 2 SISO B: Transmit (802.11ac-40BW-15Mbps) (5710MHz)

Frequency MHz	Correct Factor dB	Reading Level dBμV	Measurement Level dBμV/m	Margin dB	Limit dBμV/m
Horizontal					
Peak Detector					
180.790	-12.076	44.566	32.491	-11.009	43.500
325.410	-4.509	41.672	37.163	-8.837	46.000
446.930	-2.766	41.583	38.817	-7.183	46.000
609.170	4.230	33.701	37.932	-8.068	46.000
764.640	4.266	31.419	35.684	-10.316	46.000
925.830	6.412	26.864	33.276	-12.724	46.000
Vertical					
Peak Detector					
182.810	-10.472	43.108	32.637	-10.863	43.500
325.490	-5.724	42.896	37.172	-8.828	46.000
488.270	-3.118	37.031	33.913	-12.087	46.000
671.630	-1.306	37.101	35.795	-10.205	46.000
832.720	2.332	34.539	36.871	-9.129	46.000
966.940	8.065	24.304	32.369	-21.631	54.000

Note:

1. All Readings below 1GHz are Quasi-Peak, above 1GHz are performed with peak and/or average measurements as necessary.
2. Peak measurements: RBW = 1MHz, VBW = 3 MHz, Sweep: Auto.
3. Average measurements: RBW = 1MHz, VBW = 10 Hz, Sweep: Auto.
4. Measurement Level = Reading Level + Correct Factor.
5. Correct Factor = Antenna factor + Cable loss –Amplifier gain.
6. The average measurement was not performed when the peak measured data under the limit of average detection.
7. The emission levels of other frequencies are very lower than the limit and not show in test report.
8. No emission found between lowest internal used/generated frequency to 30MHz.

Product : Intel® Dual Band Wireless-AC 8260
Test Item : General Radiated Emission
Test Site : No.3 OATS
Test Mode : Mode 2 SISO B: Transmit (802.11ac-80BW-32.5Mbps) (5210MHz)

Frequency MHz	Correct Factor dB	Reading Level dBμV	Measurement Level dBμV/m	Margin dB	Limit dBμV/m
Horizontal					
Peak Detector					
178.720	-11.498	41.991	30.493	-13.007	43.500
327.360	-4.567	42.739	38.172	-7.828	46.000
481.590	-0.463	39.189	38.726	-7.274	46.000
614.270	3.496	35.418	38.914	-7.086	46.000
783.130	4.348	33.191	37.539	-8.461	46.000
952.910	6.461	32.619	39.081	-6.919	46.000
Vertical					
Peak Detector					
182.790	-10.459	45.600	35.142	-8.358	43.500
312.530	-6.862	43.753	36.891	-9.109	46.000
508.410	-0.279	33.765	33.486	-12.514	46.000
663.860	-1.950	37.317	35.367	-10.633	46.000
814.270	3.181	33.038	36.219	-9.781	46.000
942.140	6.585	25.341	31.925	-14.075	46.000

Note:

1. All Readings below 1GHz are Quasi-Peak, above 1GHz are performed with peak and/or average measurements as necessary.
2. Peak measurements: RBW = 1MHz, VBW = 3 MHz, Sweep: Auto.
3. Average measurements: RBW = 1MHz, VBW = 10 Hz, Sweep: Auto.
4. Measurement Level = Reading Level + Correct Factor.
5. Correct Factor = Antenna factor + Cable loss –Amplifier gain.
6. The average measurement was not performed when the peak measured data under the limit of average detection.
7. The emission levels of other frequencies are very lower than the limit and not show in test report.
8. No emission found between lowest internal used/generated frequency to 30MHz.

Product : Intel® Dual Band Wireless-AC 8260
Test Item : General Radiated Emission
Test Site : No.3 OATS
Test Mode : Mode 2 SISO B: Transmit (802.11ac-80BW-32.5Mbps) (5290MHz)

Frequency MHz	Correct Factor dB	Reading Level dBμV	Measurement Level dBμV/m	Margin dB	Limit dBμV/m
Horizontal					
Peak Detector					
188.610	-10.554	43.038	32.483	-11.017	43.500
306.170	-3.038	40.955	37.917	-8.083	46.000
432.390	-2.046	38.215	36.169	-9.831	46.000
570.930	2.034	35.357	37.391	-8.609	46.000
766.820	4.238	32.586	36.824	-9.176	46.000
946.080	6.567	25.175	31.742	-14.258	46.000
Vertical					
Peak Detector					
184.740	-11.637	47.810	36.172	-7.328	43.500
302.910	-6.787	43.604	36.817	-9.183	46.000
463.270	-4.186	41.877	37.691	-8.309	46.000
611.590	-1.617	40.554	38.936	-7.064	46.000
783.180	3.028	32.235	35.263	-10.737	46.000
960.630	7.165	23.619	30.784	-23.216	54.000

Note:

1. All Readings below 1GHz are Quasi-Peak, above 1GHz are performed with peak and/or average measurements as necessary.
2. Peak measurements: RBW = 1MHz, VBW = 3 MHz, Sweep: Auto.
3. Average measurements: RBW = 1MHz, VBW = 10 Hz, Sweep: Auto.
4. Measurement Level = Reading Level + Correct Factor.
5. Correct Factor = Antenna factor + Cable loss –Amplifier gain.
6. The average measurement was not performed when the peak measured data under the limit of average detection.
7. The emission levels of other frequencies are very lower than the limit and not show in test report.
8. No emission found between lowest internal used/generated frequency to 30MHz.

Product : Intel® Dual Band Wireless-AC 8260
Test Item : General Radiated Emission
Test Site : No.3 OATS
Test Mode : Mode 2 SISO B: Transmit (802.11ac-80BW-32.5Mbps) (5690MHz)

Frequency MHz	Correct Factor dB	Reading Level dBμV	Measurement Level dBμV/m	Margin dB	Limit dBμV/m
Horizontal					
Peak Detector					
182.790	-12.260	46.877	34.617	-8.883	43.500
316.830	-4.236	39.410	35.174	-10.826	46.000
484.170	-0.705	39.067	38.361	-7.639	46.000
620.310	2.355	35.481	37.836	-8.164	46.000
760.460	4.361	32.562	36.923	-9.077	46.000
948.250	6.647	27.439	34.086	-11.914	46.000
Vertical					
Peak Detector					
184.730	-11.632	44.817	33.184	-10.316	43.500
314.520	-6.878	44.792	37.914	-8.086	46.000
477.860	-4.440	38.087	33.648	-12.352	46.000
631.290	-4.025	42.862	38.837	-7.163	46.000
810.340	3.211	36.080	39.291	-6.709	46.000
956.670	6.733	32.346	39.079	-6.921	46.000

Note:

1. All Readings below 1GHz are Quasi-Peak, above 1GHz are performed with peak and/or average measurements as necessary.
2. Peak measurements: RBW = 1MHz, VBW = 3 MHz, Sweep: Auto.
3. Average measurements: RBW = 1MHz, VBW = 10 Hz, Sweep: Auto.
4. Measurement Level = Reading Level + Correct Factor.
5. Correct Factor = Antenna factor + Cable loss –Amplifier gain.
6. The average measurement was not performed when the peak measured data under the limit of average detection.
7. The emission levels of other frequencies are very lower than the limit and not show in test report.
8. No emission found between lowest internal used/generated frequency to 30MHz.

Product : Intel® Dual Band Wireless-AC 8260
Test Item : General Radiated Emission
Test Site : No.3 OATS
Test Mode : Mode 2 SISO B: Transmit (802.11ac-80BW-32.5Mbps) (5775MHz)

Frequency MHz	Correct Factor dB	Reading Level dBμV	Measurement Level dBμV/m	Margin dB	Limit dBμV/m
Horizontal					
Peak Detector					
308.968	-3.652	38.382	34.730	-11.270	46.000
399.425	-2.276	36.151	33.875	-12.125	46.000
500.615	0.103	30.020	30.123	-15.877	46.000
599.175	3.985	25.796	29.781	-16.219	46.000
667.293	2.024	29.927	31.951	-14.049	46.000
797.835	5.150	25.330	30.480	-15.520	46.000
Vertical					
Peak Detector					
108.732	-0.373	32.794	32.421	-11.079	43.500
211.627	-7.939	38.946	31.007	-12.493	43.500
332.892	-4.916	34.436	29.520	-16.480	46.000
500.168	-0.799	31.084	30.285	-15.715	46.000
624.363	-2.581	28.592	26.011	-19.989	46.000
867.473	0.641	34.066	34.707	-11.293	46.000

Note:

1. All Readings below 1GHz are Quasi-Peak, above 1GHz are performed with peak and/or average measurements as necessary.
2. Peak measurements: RBW = 1MHz, VBW = 3 MHz, Sweep: Auto.
3. Average measurements: RBW = 1MHz, VBW = 10 Hz, Sweep: Auto.
4. Measurement Level = Reading Level + Correct Factor.
5. Correct Factor = Antenna factor + Cable loss –Amplifier gain.
6. The average measurement was not performed when the peak measured data under the limit of average detection.
7. The emission levels of other frequencies are very lower than the limit and not show in test report.
8. No emission found between lowest internal used/generated frequency to 30MHz.

Product : Intel® Dual Band Wireless-AC 8260
Test Item : General Radiated Emission
Test Site : No.3 OATS
Test Mode : Mode 3 MIMO: Transmit (802.11n-20BW 14.4Mbps) (5220MHz)

Frequency MHz	Correct Factor dB	Reading Level dBμV	Measurement Level dBμV/m	Margin dB	Limit dBμV/m
Horizontal					
Peak Detector					
182.510	-12.239	35.916	23.677	-19.823	43.500
347.230	-2.232	34.748	32.516	-13.484	46.000
477.750	-0.283	37.692	37.409	-8.591	46.000
640.690	1.331	37.810	39.142	-6.858	46.000
772.170	4.206	32.729	36.935	-9.065	46.000
921.840	6.375	24.417	30.793	-15.207	46.000
Vertical					
Peak Detector					
184.820	-11.677	38.307	26.630	-16.870	43.500
329.170	-5.039	36.854	31.816	-14.184	46.000
479.630	-4.379	40.651	36.273	-9.727	46.000
663.740	-1.957	37.548	35.591	-10.409	46.000
797.410	2.822	34.116	36.938	-9.062	46.000
969.080	8.191	21.583	29.774	-24.226	54.000

Note:

1. All Readings below 1GHz are Quasi-Peak, above 1GHz are performed with peak and/or average measurements as necessary.
2. Peak measurements: RBW = 1MHz, VBW = 3 MHz, Sweep: Auto.
3. Average measurements: RBW = 1MHz, VBW = 10 Hz, Sweep: Auto.
4. Measurement Level = Reading Level + Correct Factor.
5. Correct Factor = Antenna factor + Cable loss –Amplifier gain.
6. The average measurement was not performed when the peak measured data under the limit of average detection.
7. The emission levels of other frequencies are very lower than the limit and not show in test report.
8. No emission found between lowest internal used/generated frequency to 30MHz.

Product : Intel® Dual Band Wireless-AC 8260
Test Item : General Radiated Emission
Test Site : No.3 OATS
Test Mode : Mode 3 MIMO: Transmit (802.11n-20BW 14.4Mbps) (5300MHz)

Frequency MHz	Correct Factor dB	Reading Level dBμV	Measurement Level dBμV/m	Margin dB	Limit dBμV/m
Horizontal					
Peak Detector					
166.140	-11.029	42.468	31.439	-12.061	43.500
316.830	-4.236	33.853	29.617	-16.383	46.000
451.490	-1.626	40.487	38.861	-7.139	46.000
597.680	4.003	34.169	38.173	-7.827	46.000
777.360	4.179	33.344	37.524	-8.476	46.000
948.070	6.640	26.647	33.286	-12.714	46.000
Vertical					
Peak Detector					
203.940	-7.684	35.498	27.814	-15.686	43.500
351.430	-3.887	37.063	33.176	-12.824	46.000
469.760	-4.694	41.051	36.357	-9.643	46.000
626.170	-2.731	39.269	36.539	-9.461	46.000
824.280	3.474	34.947	38.421	-7.579	46.000
929.610	6.425	30.538	36.963	-9.037	46.000

Note:

1. All Readings below 1GHz are Quasi-Peak, above 1GHz are performed with peak and/or average measurements as necessary.
2. Peak measurements: RBW = 1MHz, VBW = 3 MHz, Sweep: Auto.
3. Average measurements: RBW = 1MHz, VBW = 10 Hz, Sweep: Auto.
4. Measurement Level = Reading Level + Correct Factor.
5. Correct Factor = Antenna factor + Cable loss –Amplifier gain.
6. The average measurement was not performed when the peak measured data under the limit of average detection.
7. The emission levels of other frequencies are very lower than the limit and not show in test report.
8. No emission found between lowest internal used/generated frequency to 30MHz.

Product : Intel® Dual Band Wireless-AC 8260
Test Item : General Radiated Emission
Test Site : No.3 OATS
Test Mode : Mode 3 MIMO: Transmit (802.11n-20BW 14.4Mbps) (5580MHz)

Frequency MHz	Correct Factor dB	Reading Level dBμV	Measurement Level dBμV/m	Margin dB	Limit dBμV/m
Horizontal					
Peak Detector					
176.830	-10.577	37.520	26.943	-16.557	43.500
335.740	-3.847	34.166	30.319	-15.681	46.000
461.290	1.547	36.625	38.172	-7.828	46.000
603.470	4.601	31.350	35.951	-10.049	46.000
789.160	5.089	33.208	38.296	-7.704	46.000
948.620	6.663	27.063	33.726	-12.274	46.000
Vertical					
Peak Detector					
199.370	-10.604	37.419	26.814	-16.686	43.500
347.830	-2.255	36.794	34.539	-11.461	46.000
560.180	1.590	33.796	35.386	-10.614	46.000
713.510	3.564	34.609	38.172	-7.828	46.000
853.290	6.475	32.152	38.627	-7.373	46.000
964.750	6.822	29.969	36.791	-17.209	54.000

Note:

1. All Readings below 1GHz are Quasi-Peak, above 1GHz are performed with peak and/or average measurements as necessary.
2. Peak measurements: RBW = 1MHz, VBW = 3 MHz, Sweep: Auto.
3. Average measurements: RBW = 1MHz, VBW = 10 Hz, Sweep: Auto.
4. Measurement Level = Reading Level + Correct Factor.
5. Correct Factor = Antenna factor + Cable loss –Amplifier gain.
6. The average measurement was not performed when the peak measured data under the limit of average detection.
7. The emission levels of other frequencies are very lower than the limit and not show in test report.
8. No emission found between lowest internal used/generated frequency to 30MHz.

Product : Intel® Dual Band Wireless-AC 8260
Test Item : General Radiated Emission
Test Site : No.3 OATS
Test Mode : Mode 3 MIMO: Transmit (802.11n-20BW 14.4Mbps) (5785MHz)

Frequency MHz	Correct Factor dB	Reading Level dBμV	Measurement Level dBμV/m	Margin dB	Limit dBμV/m
Horizontal					
Peak Detector					
166.269	-11.009	44.055	33.046	-10.454	43.500
300.408	-3.521	35.102	31.581	-14.419	46.000
417.586	-3.234	34.406	31.172	-14.828	46.000
529.115	1.850	29.749	31.599	-14.401	46.000
678.385	2.884	31.289	34.173	-11.827	46.000
841.052	5.204	23.731	28.935	-17.065	46.000
Vertical					
Peak Detector					
166.183	-7.817	42.158	34.341	-9.159	43.500
337.937	-4.364	39.261	34.897	-11.103	46.000
510.632	-0.178	30.211	30.033	-15.967	46.000
721.451	-0.098	27.188	27.090	-18.910	46.000
841.384	2.993	25.321	28.314	-17.686	46.000
969.182	8.191	21.376	29.567	-24.433	54.000

Note:

1. All Readings below 1GHz are Quasi-Peak, above 1GHz are performed with peak and/or average measurements as necessary.
2. Peak measurements: RBW = 1MHz, VBW = 3 MHz, Sweep: Auto.
3. Average measurements: RBW = 1MHz, VBW = 10 Hz, Sweep: Auto.
4. Measurement Level = Reading Level + Correct Factor.
5. Correct Factor = Antenna factor + Cable loss –Amplifier gain.
6. The average measurement was not performed when the peak measured data under the limit of average detection.
7. The emission levels of other frequencies are very lower than the limit and not show in test report.
8. No emission found between lowest internal used/generated frequency to 30MHz.

Product : Intel® Dual Band Wireless-AC 8260
Test Item : General Radiated Emission
Test Site : No.3 OATS
Test Mode : Mode 3 MIMO: Transmit (802.11n-40BW 30Mbps) (5190MHz)

Frequency MHz	Correct Factor dB	Reading Level dBμV	Measurement Level dBμV/m	Margin dB	Limit dBμV/m
Horizontal					
Peak Detector					
178.610	-11.452	38.716	27.263	-16.237	43.500
290.170	-4.442	36.260	31.817	-14.183	46.000
428.340	-2.514	39.943	37.429	-8.571	46.000
597.290	4.009	32.642	36.651	-9.349	46.000
739.830	3.144	33.028	36.172	-9.828	46.000
950.920	6.675	24.721	31.396	-14.604	46.000
Vertical					
Peak Detector					
168.210	-8.363	34.791	26.429	-17.071	43.500
308.760	-6.830	40.002	33.172	-12.828	46.000
471.530	-4.638	42.454	37.816	-8.184	46.000
626.390	-2.780	42.070	39.291	-6.709	46.000
822.940	3.445	30.338	33.783	-12.217	46.000
954.820	6.645	25.018	31.664	-14.336	46.000

Note:

1. All Readings below 1GHz are Quasi-Peak, above 1GHz are performed with peak and/or average measurements as necessary.
2. Peak measurements: RBW = 1MHz, VBW = 3 MHz, Sweep: Auto.
3. Average measurements: RBW = 1MHz, VBW = 10 Hz, Sweep: Auto.
4. Measurement Level = Reading Level + Correct Factor.
5. Correct Factor = Antenna factor + Cable loss –Amplifier gain.
6. The average measurement was not performed when the peak measured data under the limit of average detection.
7. The emission levels of other frequencies are very lower than the limit and not show in test report.
8. No emission found between lowest internal used/generated frequency to 30MHz.

Product : Intel® Dual Band Wireless-AC 8260
Test Item : General Radiated Emission
Test Site : No.3 OATS
Test Mode : Mode 3 MIMO: Transmit (802.11n-40BW 30Mbps) (5270MHz)

Frequency MHz	Correct Factor dB	Reading Level dBμV	Measurement Level dBμV/m	Margin dB	Limit dBμV/m
Horizontal					
Peak Detector					
211.830	-10.906	38.697	27.792	-15.708	43.500
366.170	-1.294	35.535	34.241	-11.759	46.000
548.390	3.189	34.729	37.918	-8.082	46.000
682.420	2.839	34.335	37.174	-8.826	46.000
818.610	5.666	32.690	38.356	-7.644	46.000
962.750	6.624	32.015	38.639	-15.361	54.000
Vertical					
Peak Detector					
200.430	-7.866	38.042	30.176	-13.324	43.500
339.810	-4.010	39.374	35.364	-10.636	46.000
481.290	-4.139	41.958	37.819	-8.181	46.000
640.670	-3.847	40.279	36.432	-9.568	46.000
777.360	2.497	30.793	33.291	-12.709	46.000
921.140	5.525	31.524	37.048	-8.952	46.000

Note:

1. All Readings below 1GHz are Quasi-Peak, above 1GHz are performed with peak and/or average measurements as necessary.
2. Peak measurements: RBW = 1MHz, VBW = 3 MHz, Sweep: Auto.
3. Average measurements: RBW = 1MHz, VBW = 10 Hz, Sweep: Auto.
4. Measurement Level = Reading Level + Correct Factor.
5. Correct Factor = Antenna factor + Cable loss –Amplifier gain.
6. The average measurement was not performed when the peak measured data under the limit of average detection.
7. The emission levels of other frequencies are very lower than the limit and not show in test report.
8. No emission found between lowest internal used/generated frequency to 30MHz.

Product : Intel® Dual Band Wireless-AC 8260
Test Item : General Radiated Emission
Test Site : No.3 OATS
Test Mode : Mode 3 MIMO: Transmit (802.11n-40BW 30Mbps) (5550MHz)

Frequency MHz	Correct Factor dB	Reading Level dBμV	Measurement Level dBμV/m	Margin dB	Limit dBμV/m
Horizontal					
Peak Detector					
207.930	-11.089	44.265	33.176	-10.324	43.500
333.170	-4.099	40.718	36.619	-9.381	46.000
467.480	0.996	37.365	38.361	-7.639	46.000
611.720	3.860	31.964	35.824	-10.176	46.000
777.840	4.177	33.766	37.943	-8.057	46.000
958.610	6.279	25.513	31.792	-14.208	46.000
Vertical					
Peak Detector					
186.730	-11.621	40.113	28.492	-15.008	43.500
323.310	-6.247	38.096	31.849	-14.151	46.000
463.570	-4.347	41.264	36.917	-9.083	46.000
593.140	-4.534	40.797	36.263	-9.737	46.000
801.920	3.116	26.508	29.624	-16.376	46.000
964.860	7.898	29.640	37.538	-16.462	54.000

Note:

1. All Readings below 1GHz are Quasi-Peak, above 1GHz are performed with peak and/or average measurements as necessary.
2. Peak measurements: RBW = 1MHz, VBW = 3 MHz, Sweep: Auto.
3. Average measurements: RBW = 1MHz, VBW = 10 Hz, Sweep: Auto.
4. Measurement Level = Reading Level + Correct Factor.
5. Correct Factor = Antenna factor + Cable loss –Amplifier gain.
6. The average measurement was not performed when the peak measured data under the limit of average detection.
7. The emission levels of other frequencies are very lower than the limit and not show in test report.
8. No emission found between lowest internal used/generated frequency to 30MHz.

Product : Intel® Dual Band Wireless-AC 8260
Test Item : General Radiated Emission
Test Site : No.3 OATS
Test Mode : Mode 3 MIMO: Transmit (802.11n-40BW 30Mbps) (5755MHz)

Frequency MHz	Correct Factor dB	Reading Level dBμV	Measurement Level dBμV/m	Margin dB	Limit dBμV/m
Horizontal					
Peak Detector					
165.357	-11.138	42.472	31.334	-12.166	43.500
300.121	-3.545	35.783	32.238	-13.762	46.000
417.672	-3.234	36.669	33.435	-12.565	46.000
529.815	1.858	29.703	31.561	-14.439	46.000
680.402	2.866	27.991	30.857	-15.143	46.000
816.247	5.350	24.853	30.203	-15.797	46.000
Vertical					
Peak Detector					
118.714	-3.423	37.503	34.080	-9.420	43.500
240.144	-8.518	38.071	29.553	-16.447	46.000
337.572	-4.428	38.798	34.370	-11.630	46.000
527.909	-0.452	31.280	30.828	-15.172	46.000
673.825	-0.580	32.588	32.008	-13.992	46.000
816.250	3.237	24.578	27.815	-18.185	46.000

Note:

1. All Readings below 1GHz are Quasi-Peak, above 1GHz are performed with peak and/or average measurements as necessary.
2. Peak measurements: RBW = 1MHz, VBW = 3 MHz, Sweep: Auto.
3. Average measurements: RBW = 1MHz, VBW = 10 Hz, Sweep: Auto.
4. Measurement Level = Reading Level + Correct Factor.
5. Correct Factor = Antenna factor + Cable loss –Amplifier gain.
6. The average measurement was not performed when the peak measured data under the limit of average detection.
7. The emission levels of other frequencies are very lower than the limit and not show in test report.
8. No emission found between lowest internal used/generated frequency to 30MHz.

Product : Intel® Dual Band Wireless-AC 8260
Test Item : General Radiated Emission
Test Site : No.3 OATS
Test Mode : Mode 3 MIMO: Transmit (802.11ac-20BW-14.4Mbps) (5720MHz)

Frequency MHz	Correct Factor dB	Reading Level dBμV	Measurement Level dBμV/m	Margin dB	Limit dBμV/m
Horizontal					
Peak Detector					
174.160	-9.908	42.437	32.529	-10.971	43.500
292.310	-4.110	40.927	36.817	-9.183	46.000
428.730	-2.420	39.811	37.391	-8.609	46.000
595.420	3.981	32.262	36.243	-9.757	46.000
764.940	4.260	32.523	36.782	-9.218	46.000
960.690	6.396	32.780	39.176	-14.824	54.000
Vertical					
Peak Detector					
209.170	-7.817	42.900	35.083	-8.417	43.500
331.430	-4.917	44.707	39.791	-6.209	46.000
510.790	-0.201	38.359	38.158	-7.842	46.000
667.910	-1.713	39.139	37.426	-8.574	46.000
795.260	2.842	30.974	33.817	-12.183	46.000
929.620	6.426	31.836	38.262	-7.738	46.000

Note:

1. All Readings below 1GHz are Quasi-Peak, above 1GHz are performed with peak and/or average measurements as necessary.
2. Peak measurements: RBW = 1MHz, VBW = 3 MHz, Sweep: Auto.
3. Average measurements: RBW = 1MHz, VBW = 10 Hz, Sweep: Auto.
4. Measurement Level = Reading Level + Correct Factor.
5. Correct Factor = Antenna factor + Cable loss –Amplifier gain.
6. The average measurement was not performed when the peak measured data under the limit of average detection.
7. The emission levels of other frequencies are very lower than the limit and not show in test report.
8. No emission found between lowest internal used/generated frequency to 30MHz.

Product : Intel® Dual Band Wireless-AC 8260
Test Item : General Radiated Emission
Test Site : No.3 OATS
Test Mode : Mode 3 MIMO: Transmit (802.11ac-40BW-30Mbps) (5710MHz)

Frequency MHz	Correct Factor dB	Reading Level dBμV	Measurement Level dBμV/m	Margin dB	Limit dBμV/m
Horizontal					
Peak Detector					
176.120	-10.261	43.552	33.291	-10.209	43.500
310.740	-3.972	41.889	37.917	-8.083	46.000
481.510	-0.455	39.527	39.072	-6.928	46.000
603.970	4.712	30.045	34.756	-11.244	46.000
757.830	4.362	34.267	38.629	-7.371	46.000
929.280	7.085	26.079	33.164	-12.836	46.000
Vertical					
Peak Detector					
180.740	-9.213	44.376	35.163	-8.337	43.500
300.930	-6.792	46.283	39.491	-6.509	46.000
461.170	-3.300	40.217	36.917	-9.083	46.000
607.480	-1.583	40.666	39.084	-6.916	46.000
775.290	2.279	30.997	33.276	-12.724	46.000
944.610	6.593	32.157	38.749	-7.251	46.000

Note:

1. All Readings below 1GHz are Quasi-Peak, above 1GHz are performed with peak and/or average measurements as necessary.
2. Peak measurements: RBW = 1MHz, VBW = 3 MHz, Sweep: Auto.
3. Average measurements: RBW = 1MHz, VBW = 10 Hz, Sweep: Auto.
4. Measurement Level = Reading Level + Correct Factor.
5. Correct Factor = Antenna factor + Cable loss –Amplifier gain.
6. The average measurement was not performed when the peak measured data under the limit of average detection.
7. The emission levels of other frequencies are very lower than the limit and not show in test report.
8. No emission found between lowest internal used/generated frequency to 30MHz.

Product : Intel® Dual Band Wireless-AC 8260
Test Item : General Radiated Emission
Test Site : No.3 OATS
Test Mode : Mode 3 MIMO: Transmit (802.11ac-80BW-65Mbps) (5210MHz)

Frequency MHz	Correct Factor dB	Reading Level dBμV	Measurement Level dBμV/m	Margin dB	Limit dBμV/m
Horizontal					
Peak Detector					
190.740	-9.979	42.166	32.186	-11.314	43.500
320.490	-4.355	41.273	36.917	-9.083	46.000
455.270	-0.659	38.349	37.691	-8.309	46.000
597.120	4.010	33.253	37.263	-8.737	46.000
758.610	4.363	28.466	32.829	-13.171	46.000
923.980	6.251	24.173	30.424	-15.576	46.000
Vertical					
Peak Detector					
182.730	-10.419	41.847	31.428	-12.072	43.500
337.910	-4.368	40.282	35.914	-10.086	46.000
496.140	-1.809	37.601	35.792	-10.208	46.000
661.490	-2.083	40.256	38.173	-7.827	46.000
789.520	2.932	35.707	38.639	-7.361	46.000
942.380	6.584	29.252	35.836	-10.164	46.000

Note:

1. All Readings below 1GHz are Quasi-Peak, above 1GHz are performed with peak and/or average measurements as necessary.
2. Peak measurements: RBW = 1MHz, VBW = 3 MHz, Sweep: Auto.
3. Average measurements: RBW = 1MHz, VBW = 10 Hz, Sweep: Auto.
4. Measurement Level = Reading Level + Correct Factor.
5. Correct Factor = Antenna factor + Cable loss –Amplifier gain.
6. The average measurement was not performed when the peak measured data under the limit of average detection.
7. The emission levels of other frequencies are very lower than the limit and not show in test report.
8. No emission found between lowest internal used/generated frequency to 30MHz.

Product : Intel® Dual Band Wireless-AC 8260
Test Item : General Radiated Emission
Test Site : No.3 OATS
Test Mode : Mode 3 MIMO: Transmit (802.11ac-80BW-65Mbps) (5290MHz)

Frequency MHz	Correct Factor dB	Reading Level dBμV	Measurement Level dBμV/m	Margin dB	Limit dBμV/m
Horizontal					
Peak Detector					
178.910	-11.576	43.850	32.274	-11.226	43.500
320.630	-4.360	41.176	36.817	-9.183	46.000
467.140	0.926	37.237	38.163	-7.837	46.000
634.790	2.082	35.957	38.039	-7.961	46.000
808.270	5.011	33.388	38.398	-7.602	46.000
964.580	6.807	26.885	33.692	-20.308	54.000
Vertical					
Peak Detector					
188.490	-11.132	43.305	32.172	-11.328	43.500
316.910	-6.893	44.311	37.418	-8.582	46.000
481.630	-4.067	40.807	36.739	-9.261	46.000
624.170	-2.594	39.677	37.083	-8.917	46.000
781.320	3.054	33.869	36.924	-9.076	46.000
946.280	6.596	24.751	31.347	-14.653	46.000

Note:

1. All Readings below 1GHz are Quasi-Peak, above 1GHz are performed with peak and/or average measurements as necessary.
2. Peak measurements: RBW = 1MHz, VBW = 3 MHz, Sweep: Auto.
3. Average measurements: RBW = 1MHz, VBW = 10 Hz, Sweep: Auto.
4. Measurement Level = Reading Level + Correct Factor.
5. Correct Factor = Antenna factor + Cable loss –Amplifier gain.
6. The average measurement was not performed when the peak measured data under the limit of average detection.
7. The emission levels of other frequencies are very lower than the limit and not show in test report.
8. No emission found between lowest internal used/generated frequency to 30MHz.

Product : Intel® Dual Band Wireless-AC 8260
Test Item : General Radiated Emission
Test Site : No.3 OATS
Test Mode : Mode 3 MIMO: Transmit (802.11ac-80BW-65Mbps) (5690MHz)

Frequency MHz	Correct Factor dB	Reading Level dBμV	Measurement Level dBμV/m	Margin dB	Limit dBμV/m
Horizontal					
Peak Detector					
213.810	-10.813	42.452	31.639	-11.861	43.500
335.160	-3.867	41.784	37.917	-8.083	46.000
488.340	-0.665	40.527	39.861	-6.139	46.000
597.930	3.999	35.424	39.423	-6.577	46.000
754.290	4.167	36.415	40.582	-5.418	46.000
958.670	6.281	28.516	34.796	-11.204	46.000
Vertical					
Peak Detector					
201.930	-7.780	39.954	32.174	-11.326	43.500
354.410	-3.611	41.902	38.291	-7.709	46.000
498.160	-1.201	36.639	35.438	-10.562	46.000
645.620	-5.058	45.100	40.042	-5.958	46.000
793.850	2.866	36.050	38.917	-7.083	46.000
948.490	6.612	32.031	38.643	-7.357	46.000

Note:

1. All Readings below 1GHz are Quasi-Peak, above 1GHz are performed with peak and/or average measurements as necessary.
2. Peak measurements: RBW = 1MHz, VBW = 3 MHz, Sweep: Auto.
3. Average measurements: RBW = 1MHz, VBW = 10 Hz, Sweep: Auto.
4. Measurement Level = Reading Level + Correct Factor.
5. Correct Factor = Antenna factor + Cable loss –Amplifier gain.
6. The average measurement was not performed when the peak measured data under the limit of average detection.
7. The emission levels of other frequencies are very lower than the limit and not show in test report.
8. No emission found between lowest internal used/generated frequency to 30MHz.

Product : Intel® Dual Band Wireless-AC 8260
Test Item : General Radiated Emission
Test Site : No.3 OATS
Test Mode : Mode 3 MIMO: Transmit (802.11ac-80BW-65Mbps) (5775MHz)

Frequency MHz	Correct Factor dB	Reading Level dBμV	Measurement Level dBμV/m	Margin dB	Limit dBμV/m
Horizontal					
Peak Detector					
308.964	-3.652	36.799	33.147	-12.853	46.000
399.403	-2.276	34.403	32.127	-13.873	46.000
500.612	0.103	28.130	28.233	-17.767	46.000
599.168	3.985	24.609	28.594	-17.406	46.000
667.290	2.024	28.354	30.378	-15.622	46.000
797.814	5.150	23.281	28.431	-17.569	46.000
Vertical					
Peak Detector					
108.701	-0.373	31.472	31.099	-12.401	43.500
211.641	-7.939	36.250	28.311	-15.189	43.500
332.896	-4.916	32.115	27.199	-18.801	46.000
500.147	-0.799	29.262	28.463	-17.537	46.000
624.365	-2.581	26.482	23.901	-22.099	46.000
867.473	0.641	32.105	32.746	-13.254	46.000

Note:

1. All Readings below 1GHz are Quasi-Peak, above 1GHz are performed with peak and/or average measurements as necessary.
2. Peak measurements: RBW = 1MHz, VBW = 3 MHz, Sweep: Auto.
3. Average measurements: RBW = 1MHz, VBW = 10 Hz, Sweep: Auto.
4. Measurement Level = Reading Level + Correct Factor.
5. Correct Factor = Antenna factor + Cable loss –Amplifier gain.
6. The average measurement was not performed when the peak measured data under the limit of average detection.
7. The emission levels of other frequencies are very lower than the limit and not show in test report.
8. No emission found between lowest internal used/generated frequency to 30MHz.

Product : Intel® Dual Band Wireless-AC 8260
Test Item : General Radiated Emission
Test Site : No.3 OATS
Test Mode : Mode 4 Beamforming: Transmit (802.11n-20BW 14.4Mbps) (5220MHz)

Frequency MHz	Correct Factor dB	Reading Level dBμV	Measurement Level dBμV/m	Margin dB	Limit dBμV/m
Horizontal					
Peak Detector					
174.290	-9.897	37.981	28.083	-15.417	43.500
327.630	-4.577	37.371	32.794	-13.206	46.000
440.810	-2.204	40.452	38.249	-7.751	46.000
581.170	3.500	35.127	38.627	-7.373	46.000
737.460	2.704	35.457	38.161	-7.839	46.000
929.740	7.138	25.338	32.476	-13.524	46.000
Vertical					
Peak Detector					
190.630	-10.529	39.808	29.279	-14.221	43.500
331.270	-4.915	39.543	34.628	-11.372	46.000
461.810	-3.455	42.371	38.916	-7.084	46.000
614.490	-1.709	40.499	38.791	-7.209	46.000
786.940	2.968	34.856	37.824	-8.176	46.000
969.160	8.191	22.292	30.483	-23.517	54.000

Note:

1. All Readings below 1GHz are Quasi-Peak, above 1GHz are performed with peak and/or average measurements as necessary.
2. Peak measurements: RBW = 1MHz, VBW = 3 MHz, Sweep: Auto.
3. Average measurements: RBW = 1MHz, VBW = 10 Hz, Sweep: Auto.
4. Measurement Level = Reading Level + Correct Factor.
5. Correct Factor = Antenna factor + Cable loss –Amplifier gain.
6. The average measurement was not performed when the peak measured data under the limit of average detection.
7. The emission levels of other frequencies are very lower than the limit and not show in test report.
8. No emission found between lowest internal used/generated frequency to 30MHz.

Product : Intel® Dual Band Wireless-AC 8260
Test Item : General Radiated Emission
Test Site : No.3 OATS
Test Mode : Mode 4 Beamforming: Transmit (802.11n-20BW 14.4Mbps) (5300MHz)

Frequency MHz	Correct Factor dB	Reading Level dBμV	Measurement Level dBμV/m	Margin dB	Limit dBμV/m
Horizontal					
Peak Detector					
195.270	-11.030	40.761	29.731	-13.769	43.500
306.810	-3.163	38.341	35.178	-10.822	46.000
453.130	-1.214	39.507	38.293	-7.707	46.000
609.490	4.184	35.243	39.427	-6.573	46.000
770.640	4.220	34.400	38.619	-7.381	46.000
946.980	6.598	24.348	30.946	-15.054	46.000
Vertical					
Peak Detector					
184.730	-11.632	43.054	31.421	-12.079	43.500
323.510	-6.191	41.910	35.719	-10.281	46.000
467.970	-4.741	39.912	35.172	-10.828	46.000
614.290	-1.700	37.546	35.846	-10.154	46.000
775.160	2.302	34.992	37.294	-8.706	46.000
969.080	8.191	24.446	32.637	-21.363	54.000

Note:

1. All Readings below 1GHz are Quasi-Peak, above 1GHz are performed with peak and/or average measurements as necessary.
2. Peak measurements: RBW = 1MHz, VBW = 3 MHz, Sweep: Auto.
3. Average measurements: RBW = 1MHz, VBW = 10 Hz, Sweep: Auto.
4. Measurement Level = Reading Level + Correct Factor.
5. Correct Factor = Antenna factor + Cable loss –Amplifier gain.
6. The average measurement was not performed when the peak measured data under the limit of average detection.
7. The emission levels of other frequencies are very lower than the limit and not show in test report.
8. No emission found between lowest internal used/generated frequency to 30MHz.

Product : Intel® Dual Band Wireless-AC 8260
Test Item : General Radiated Emission
Test Site : No.3 OATS
Test Mode : Mode 4 Beamforming: Transmit (802.11n-20BW 14.4Mbps) (5580MHz)

Frequency MHz	Correct Factor dB	Reading Level dBμV	Measurement Level dBμV/m	Margin dB	Limit dBμV/m
Horizontal					
Peak Detector					
176.830	-10.577	38.371	27.794	-15.706	43.500
277.610	-5.721	39.349	33.629	-12.371	46.000
403.490	-2.261	39.779	37.517	-8.483	46.000
560.170	1.591	35.355	36.946	-9.054	46.000
725.940	3.474	33.797	37.271	-8.729	46.000
923.560	6.264	24.218	30.483	-15.517	46.000
Vertical					
Peak Detector					
182.970	-10.576	42.866	32.291	-11.209	43.500
302.260	-6.784	42.301	35.517	-10.483	46.000
444.610	-8.062	45.996	37.934	-8.066	46.000
587.190	-5.896	43.549	37.653	-8.347	46.000
746.380	1.916	34.866	36.782	-9.218	46.000
919.430	5.092	24.086	29.179	-16.821	46.000

Note:

1. All Readings below 1GHz are Quasi-Peak, above 1GHz are performed with peak and/or average measurements as necessary.
2. Peak measurements: RBW = 1MHz, VBW = 3 MHz, Sweep: Auto.
3. Average measurements: RBW = 1MHz, VBW = 10 Hz, Sweep: Auto.
4. Measurement Level = Reading Level + Correct Factor.
5. Correct Factor = Antenna factor + Cable loss –Amplifier gain.
6. The average measurement was not performed when the peak measured data under the limit of average detection.
7. The emission levels of other frequencies are very lower than the limit and not show in test report.
8. No emission found between lowest internal used/generated frequency to 30MHz.

Product : Intel® Dual Band Wireless-AC 8260
Test Item : General Radiated Emission
Test Site : No.3 OATS
Test Mode : Mode 4 Beamforming: Transmit (802.11n-20BW 14.4Mbps) (5785MHz)

Frequency MHz	Correct Factor dB	Reading Level dBμV	Measurement Level dBμV/m	Margin dB	Limit dBμV/m
Horizontal					
Peak Detector					
166.269	-11.009	44.422	33.413	-10.087	43.500
300.413	-3.521	35.564	32.043	-13.957	46.000
417.591	-3.234	34.657	31.423	-14.577	46.000
529.113	1.850	30.570	32.420	-13.580	46.000
678.391	2.884	31.519	34.403	-11.597	46.000
841.047	5.204	23.979	29.183	-16.817	46.000
Vertical					
Peak Detector					
166.183	-7.817	42.951	35.134	-8.366	43.500
337.934	-4.364	39.572	35.208	-10.792	46.000
510.638	-0.178	31.009	30.831	-15.169	46.000
721.460	-0.098	27.514	27.416	-18.584	46.000
841.382	2.993	25.821	28.814	-17.186	46.000
969.182	8.191	21.495	29.686	-24.314	54.000

Note:

1. All Readings below 1GHz are Quasi-Peak, above 1GHz are performed with peak and/or average measurements as necessary.
2. Peak measurements: RBW = 1MHz, VBW = 3 MHz, Sweep: Auto.
3. Average measurements: RBW = 1MHz, VBW = 10 Hz, Sweep: Auto.
4. Measurement Level = Reading Level + Correct Factor.
5. Correct Factor = Antenna factor + Cable loss –Amplifier gain.
6. The average measurement was not performed when the peak measured data under the limit of average detection.
7. The emission levels of other frequencies are very lower than the limit and not show in test report.
8. No emission found between lowest internal used/generated frequency to 30MHz.

Product : Intel® Dual Band Wireless-AC 8260
Test Item : General Radiated Emission
Test Site : No.3 OATS
Test Mode : Mode 4 Beamforming: Transmit (802.11n-40BW 30Mbps) (5190MHz)

Frequency MHz	Correct Factor dB	Reading Level dBμV	Measurement Level dBμV/m	Margin dB	Limit dBμV/m
Horizontal					
Peak Detector					
188.430	-10.657	40.375	29.718	-13.782	43.500
306.170	-3.038	37.210	34.172	-11.828	46.000
465.610	0.597	37.764	38.361	-7.639	46.000
649.290	2.088	36.006	38.094	-7.906	46.000
775.740	4.180	32.455	36.635	-9.365	46.000
952.920	6.460	25.369	31.829	-14.171	46.000
Vertical					
Peak Detector					
226.170	-8.588	40.227	31.639	-14.361	46.000
362.430	-2.870	39.687	36.817	-9.183	46.000
461.680	-3.393	42.465	39.072	-6.928	46.000
587.810	-5.915	42.508	36.593	-9.407	46.000
764.790	2.308	35.953	38.261	-7.739	46.000
923.940	5.542	26.244	31.786	-14.214	46.000

Note:

1. All Readings below 1GHz are Quasi-Peak, above 1GHz are performed with peak and/or average measurements as necessary.
2. Peak measurements: RBW = 1MHz, VBW = 3 MHz, Sweep: Auto.
3. Average measurements: RBW = 1MHz, VBW = 10 Hz, Sweep: Auto.
4. Measurement Level = Reading Level + Correct Factor.
5. Correct Factor = Antenna factor + Cable loss –Amplifier gain.
6. The average measurement was not performed when the peak measured data under the limit of average detection.
7. The emission levels of other frequencies are very lower than the limit and not show in test report.
8. No emission found between lowest internal used/generated frequency to 30MHz.

Product : Intel® Dual Band Wireless-AC 8260
Test Item : General Radiated Emission
Test Site : No.3 OATS
Test Mode : Mode 4 Beamforming: Transmit (802.11n-40BW 30Mbps) (5270MHz)

Frequency MHz	Correct Factor dB	Reading Level dBμV	Measurement Level dBμV/m	Margin dB	Limit dBμV/m
Horizontal					
Peak Detector					
188.730	-10.486	38.435	27.948	-15.552	43.500
323.490	-4.457	38.748	34.291	-11.709	46.000
461.370	1.541	37.188	38.729	-7.271	46.000
626.140	1.733	35.680	37.413	-8.587	46.000
768.910	4.224	35.310	39.534	-6.466	46.000
940.580	6.402	25.465	31.867	-14.133	46.000
Vertical					
Peak Detector					
182.730	-10.419	37.012	26.593	-16.907	43.500
384.510	-2.653	36.825	34.172	-11.828	46.000
543.970	-0.660	37.577	36.917	-9.083	46.000
688.190	2.472	35.364	37.836	-8.164	46.000
834.620	2.057	36.204	38.261	-7.739	46.000
966.440	8.029	24.455	32.484	-21.516	54.000

Note:

1. All Readings below 1GHz are Quasi-Peak, above 1GHz are performed with peak and/or average measurements as necessary.
2. Peak measurements: RBW = 1MHz, VBW = 3 MHz, Sweep: Auto.
3. Average measurements: RBW = 1MHz, VBW = 10 Hz, Sweep: Auto.
4. Measurement Level = Reading Level + Correct Factor.
5. Correct Factor = Antenna factor + Cable loss –Amplifier gain.
6. The average measurement was not performed when the peak measured data under the limit of average detection.
7. The emission levels of other frequencies are very lower than the limit and not show in test report.
8. No emission found between lowest internal used/generated frequency to 30MHz.

Product : Intel® Dual Band Wireless-AC 8260
Test Item : General Radiated Emission
Test Site : No.3 OATS
Test Mode : Mode 4 Beamforming: Transmit (802.11n-40BW 30Mbps) (5550MHz)

Frequency MHz	Correct Factor dB	Reading Level dBμV	Measurement Level dBμV/m	Margin dB	Limit dBμV/m
Horizontal					
Peak Detector					
172.290	-10.143	37.581	27.438	-16.062	43.500
275.910	-5.792	37.575	31.783	-14.217	46.000
387.540	-1.569	37.386	35.817	-10.183	46.000
558.170	1.891	37.400	39.291	-6.709	46.000
744.360	3.322	35.027	38.349	-7.651	46.000
892.780	5.508	27.115	32.624	-13.376	46.000
Vertical					
Peak Detector					
176.920	-8.307	38.623	30.317	-13.183	43.500
345.630	-3.059	39.807	36.749	-9.251	46.000
486.170	-3.192	41.116	37.924	-8.076	46.000
607.490	-1.582	38.754	37.172	-8.828	46.000
814.560	3.189	34.672	37.861	-8.139	46.000
969.260	8.191	24.305	32.496	-21.504	54.000

Note:

1. All Readings below 1GHz are Quasi-Peak, above 1GHz are performed with peak and/or average measurements as necessary.
2. Peak measurements: RBW = 1MHz, VBW = 3 MHz, Sweep: Auto.
3. Average measurements: RBW = 1MHz, VBW = 10 Hz, Sweep: Auto.
4. Measurement Level = Reading Level + Correct Factor.
5. Correct Factor = Antenna factor + Cable loss –Amplifier gain.
6. The average measurement was not performed when the peak measured data under the limit of average detection.
7. The emission levels of other frequencies are very lower than the limit and not show in test report.
8. No emission found between lowest internal used/generated frequency to 30MHz.

Product : Intel® Dual Band Wireless-AC 8260
Test Item : General Radiated Emission
Test Site : No.3 OATS
Test Mode : Mode 4 Beamforming: Transmit (802.11n-40BW 30Mbps) (5755MHz)

Frequency MHz	Correct Factor dB	Reading Level dBμV	Measurement Level dBμV/m	Margin dB	Limit dBμV/m
Horizontal					
Peak Detector					
165.362	-11.138	43.203	32.065	-11.435	43.500
300.129	-3.545	36.078	32.533	-13.467	46.000
417.677	-3.234	37.272	34.038	-11.962	46.000
529.814	1.858	30.122	31.980	-14.020	46.000
680.409	2.866	28.919	31.785	-14.215	46.000
816.253	5.350	25.699	31.049	-14.951	46.000
Vertical					
Peak Detector					
118.710	-3.423	37.951	34.528	-8.972	43.500
240.152	-8.518	38.884	30.366	-15.634	46.000
337.570	-4.428	39.163	34.735	-11.265	46.000
527.906	-0.452	31.469	31.017	-14.983	46.000
673.820	-0.580	33.006	32.426	-13.574	46.000
816.248	3.237	24.672	27.909	-18.091	46.000

Note:

1. All Readings below 1GHz are Quasi-Peak, above 1GHz are performed with peak and/or average measurements as necessary.
2. Peak measurements: RBW = 1MHz, VBW = 3 MHz, Sweep: Auto.
3. Average measurements: RBW = 1MHz, VBW = 10 Hz, Sweep: Auto.
4. Measurement Level = Reading Level + Correct Factor.
5. Correct Factor = Antenna factor + Cable loss –Amplifier gain.
6. The average measurement was not performed when the peak measured data under the limit of average detection.
7. The emission levels of other frequencies are very lower than the limit and not show in test report.
8. No emission found between lowest internal used/generated frequency to 30MHz.

Product : Intel® Dual Band Wireless-AC 8260
Test Item : General Radiated Emission
Test Site : No.3 OATS
Test Mode : Mode 4 Beamforming: Transmit (802.11ac-20BW-14.4Mbps) (5720MHz)

Frequency MHz	Correct Factor dB	Reading Level dBμV	Measurement Level dBμV/m	Margin dB	Limit dBμV/m
Horizontal					
Peak Detector					
226.120	-9.794	41.643	31.849	-14.151	46.000
382.760	-1.134	39.408	38.273	-7.727	46.000
531.930	1.929	36.239	38.168	-7.832	46.000
680.390	2.866	35.550	38.416	-7.584	46.000
841.450	5.244	31.837	37.081	-8.919	46.000
960.680	6.395	24.397	30.792	-23.208	54.000
Vertical					
Peak Detector					
186.730	-11.621	44.803	33.182	-10.318	43.500
314.910	-6.883	42.664	35.781	-10.219	46.000
455.170	-5.369	43.287	37.917	-8.083	46.000
622.380	-2.715	39.350	36.634	-9.366	46.000
775.440	2.253	32.045	34.298	-11.702	46.000
946.290	6.596	31.483	38.079	-7.921	46.000

Note:

1. All Readings below 1GHz are Quasi-Peak, above 1GHz are performed with peak and/or average measurements as necessary.
2. Peak measurements: RBW = 1MHz, VBW = 3 MHz, Sweep: Auto.
3. Average measurements: RBW = 1MHz, VBW = 10 Hz, Sweep: Auto.
4. Measurement Level = Reading Level + Correct Factor.
5. Correct Factor = Antenna factor + Cable loss –Amplifier gain.
6. The average measurement was not performed when the peak measured data under the limit of average detection.
7. The emission levels of other frequencies are very lower than the limit and not show in test report.
8. No emission found between lowest internal used/generated frequency to 30MHz.

Product : Intel® Dual Band Wireless-AC 8260
Test Item : General Radiated Emission
Test Site : No.3 OATS
Test Mode : Mode 4 Beamforming: Transmit (802.11ac-40BW-30Mbps) (5710MHz)

Frequency MHz	Correct Factor dB	Reading Level dBμV	Measurement Level dBμV/m	Margin dB	Limit dBμV/m
Horizontal					
Peak Detector					
164.610	-11.241	42.158	30.917	-12.583	43.500
248.930	-6.039	41.511	35.472	-10.528	46.000
393.170	-2.144	40.313	38.169	-7.831	46.000
560.490	1.548	35.743	37.291	-8.709	46.000
737.820	2.772	36.310	39.083	-6.917	46.000
958.540	6.277	25.351	31.628	-14.372	46.000
Vertical					
Peak Detector					
184.930	-11.731	44.523	32.791	-10.709	43.500
310.740	-6.848	45.032	38.184	-7.816	46.000
440.490	-8.578	44.495	35.917	-10.083	46.000
599.610	-2.905	40.234	37.329	-8.671	46.000
770.340	3.084	28.752	31.836	-14.164	46.000
948.170	6.611	31.841	38.452	-7.548	46.000

Note:

1. All Readings below 1GHz are Quasi-Peak, above 1GHz are performed with peak and/or average measurements as necessary.
2. Peak measurements: RBW = 1MHz, VBW = 3 MHz, Sweep: Auto.
3. Average measurements: RBW = 1MHz, VBW = 10 Hz, Sweep: Auto.
4. Measurement Level = Reading Level + Correct Factor.
5. Correct Factor = Antenna factor + Cable loss –Amplifier gain.
6. The average measurement was not performed when the peak measured data under the limit of average detection.
7. The emission levels of other frequencies are very lower than the limit and not show in test report.
8. No emission found between lowest internal used/generated frequency to 30MHz.

Product : Intel® Dual Band Wireless-AC 8260
Test Item : General Radiated Emission
Test Site : No.3 OATS
Test Mode : Mode 4 Beamforming: Transmit (802.11ac-80BW-65Mbps) (5210MHz)

Frequency MHz	Correct Factor dB	Reading Level dBμV	Measurement Level dBμV/m	Margin dB	Limit dBμV/m
Horizontal					
Peak Detector					
190.740	-9.979	42.142	32.162	-11.338	43.500
339.170	-3.938	38.780	34.843	-11.157	46.000
461.360	1.542	37.736	39.278	-6.722	46.000
630.290	1.549	35.065	36.614	-9.386	46.000
777.510	4.179	31.916	36.095	-9.905	46.000
944.180	6.507	24.944	31.450	-14.550	46.000
Vertical					
Peak Detector					
188.740	-11.064	42.680	31.617	-11.883	43.500
349.610	-3.733	39.660	35.927	-10.073	46.000
504.490	-0.839	38.021	37.182	-8.818	46.000
665.270	-1.873	38.738	36.864	-9.136	46.000
801.930	3.118	31.141	34.259	-11.741	46.000
964.380	7.826	21.605	29.431	-24.569	54.000

Note:

1. All Readings below 1GHz are Quasi-Peak, above 1GHz are performed with peak and/or average measurements as necessary.
2. Peak measurements: RBW = 1MHz, VBW = 3 MHz, Sweep: Auto.
3. Average measurements: RBW = 1MHz, VBW = 10 Hz, Sweep: Auto.
4. Measurement Level = Reading Level + Correct Factor.
5. Correct Factor = Antenna factor + Cable loss –Amplifier gain.
6. The average measurement was not performed when the peak measured data under the limit of average detection.
7. The emission levels of other frequencies are very lower than the limit and not show in test report.
8. No emission found between lowest internal used/generated frequency to 30MHz.

Product : Intel® Dual Band Wireless-AC 8260
Test Item : General Radiated Emission
Test Site : No.3 OATS
Test Mode : Mode 4 Beamforming: Transmit (802.11ac-80BW-65Mbps) (5290MHz)

Frequency MHz	Correct Factor dB	Reading Level dBμV	Measurement Level dBμV/m	Margin dB	Limit dBμV/m
Horizontal					
Peak Detector					
217.610	-10.647	42.818	32.172	-13.828	46.000
364.270	-1.401	37.218	35.817	-10.183	46.000
488.430	-0.661	36.922	36.261	-9.739	46.000
634.840	2.088	33.705	35.793	-10.207	46.000
777.120	4.182	35.128	39.309	-6.691	46.000
954.960	6.261	25.216	31.476	-14.524	46.000
Vertical					
Peak Detector					
184.730	-11.632	45.450	33.817	-9.683	43.500
331.420	-4.916	42.537	37.621	-8.379	46.000
459.170	-3.709	41.982	38.273	-7.727	46.000
626.380	-2.777	38.941	36.164	-9.836	46.000
787.910	2.958	28.538	31.496	-14.504	46.000
952.840	6.635	26.283	32.918	-13.082	46.000

Note:

1. All Readings below 1GHz are Quasi-Peak, above 1GHz are performed with peak and/or average measurements as necessary.
2. Peak measurements: RBW = 1MHz, VBW = 3 MHz, Sweep: Auto.
3. Average measurements: RBW = 1MHz, VBW = 10 Hz, Sweep: Auto.
4. Measurement Level = Reading Level + Correct Factor.
5. Correct Factor = Antenna factor + Cable loss –Amplifier gain.
6. The average measurement was not performed when the peak measured data under the limit of average detection.
7. The emission levels of other frequencies are very lower than the limit and not show in test report.
8. No emission found between lowest internal used/generated frequency to 30MHz.

Product : Intel® Dual Band Wireless-AC 8260
Test Item : General Radiated Emission
Test Site : No.3 OATS
Test Mode : Mode 4 Beamforming: Transmit (802.11ac-80BW-65Mbps) (5690MHz)

Frequency MHz	Correct Factor dB	Reading Level dBμV	Measurement Level dBμV/m	Margin dB	Limit dBμV/m
Horizontal					
Peak Detector					
182.910	-12.269	44.739	32.471	-11.029	43.500
335.430	-3.851	40.778	36.927	-9.073	46.000
463.170	0.940	38.223	39.162	-6.838	46.000
675.790	2.911	35.708	38.619	-7.381	46.000
832.540	5.791	26.002	31.794	-14.206	46.000
975.280	6.635	22.903	29.538	-24.462	54.000
Vertical					
Peak Detector					
174.910	-8.295	36.112	27.816	-15.684	43.500
333.170	-4.916	39.711	34.794	-11.206	46.000
502.690	-0.831	37.003	36.172	-9.828	46.000
675.430	-0.112	37.661	37.549	-8.451	46.000
836.720	2.162	31.466	33.628	-12.372	46.000
971.280	6.777	24.160	30.937	-23.063	54.000

Note:

1. All Readings below 1GHz are Quasi-Peak, above 1GHz are performed with peak and/or average measurements as necessary.
2. Peak measurements: RBW = 1MHz, VBW = 3 MHz, Sweep: Auto.
3. Average measurements: RBW = 1MHz, VBW = 10 Hz, Sweep: Auto.
4. Measurement Level = Reading Level + Correct Factor.
5. Correct Factor = Antenna factor + Cable loss –Amplifier gain.
6. The average measurement was not performed when the peak measured data under the limit of average detection.
7. The emission levels of other frequencies are very lower than the limit and not show in test report.
8. No emission found between lowest internal used/generated frequency to 30MHz.

Product : Intel® Dual Band Wireless-AC 8260
Test Item : General Radiated Emission
Test Site : No.3 OATS
Test Mode : Mode 4 Beamforming: Transmit (802.11ac-80BW-65Mbps) (5775MHz)

Frequency MHz	Correct Factor dB	Reading Level dBμV	Measurement Level dBμV/m	Margin dB	Limit dBμV/m
Horizontal					
Peak Detector					
308.962	-3.652	37.022	33.370	-12.630	46.000
399.411	-2.276	34.587	32.311	-13.689	46.000
500.611	0.103	28.907	29.010	-16.990	46.000
599.177	3.985	24.692	28.677	-17.323	46.000
667.289	2.024	29.303	31.327	-14.673	46.000
797.820	5.150	23.663	28.813	-17.187	46.000
Vertical					
Peak Detector					
108.706	-0.373	31.703	31.330	-12.170	43.500
211.637	-7.939	36.934	28.995	-14.505	43.500
332.901	-4.916	32.571	27.655	-18.345	46.000
500.155	-0.799	29.592	28.793	-17.207	46.000
624.362	-2.581	26.725	24.144	-21.856	46.000
867.482	0.641	32.683	33.324	-12.676	46.000

Note:

1. All Readings below 1GHz are Quasi-Peak, above 1GHz are performed with peak and/or average measurements as necessary.
2. Peak measurements: RBW = 1MHz, VBW = 3 MHz, Sweep: Auto.
3. Average measurements: RBW = 1MHz, VBW = 10 Hz, Sweep: Auto.
4. Measurement Level = Reading Level + Correct Factor.
5. Correct Factor = Antenna factor + Cable loss –Amplifier gain.
6. The average measurement was not performed when the peak measured data under the limit of average detection.
7. The emission levels of other frequencies are very lower than the limit and not show in test report.
8. No emission found between lowest internal used/generated frequency to 30MHz.

4. Band Edge

4.1. Test Equipment

Test Site	Equipment		Manufacturer	Model No./Serial No.	Last Cal.
☒CB # 8	X	Spectrum Analyzer	R&S	FSP40/ 100339	Oct, 2015
	X	Horn Antenna	ETS-Lindgren	3117/ 35205	Mar, 2016
	X	Horn Antenna	Schwarzbeck	BBHA9170/209	Jan, 2016
	X	Horn Antenna	TRC	AH-0801/95051	Aug, 2016
	X	Pre-Amplifier	EMCI	EMC012630SE/980210	Jan, 2016
	X	Pre-Amplifier	MITEQ	JS41-001040000-58-5P/153945	Jul, 2016
	X	Pre-Amplifier	NARDA	DBL-1840N506/013	Jul, 2016

Note: 1. All instruments are calibrated every one year.
2. The test instruments marked by “X” are used to measure the final test results.

4.2. Test Setup

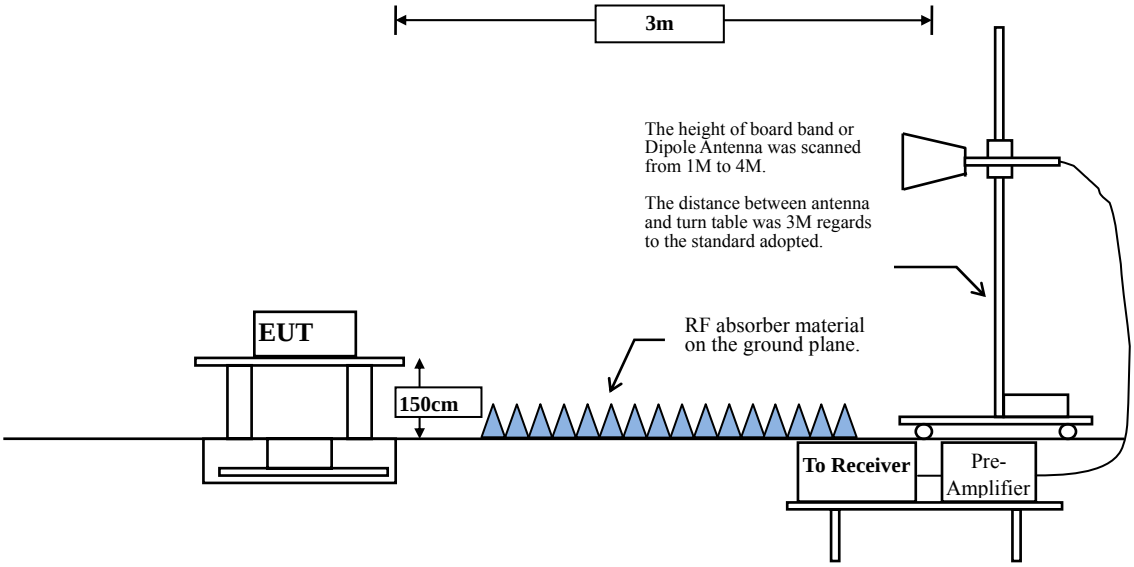

4.3. Limits

The provisions of Section 15.205 of this part apply to intentional radiators operating under this section.
Radiated emissions which fall in the restricted bands, as defined in Section 15.205, must also comply with the radiated emission limits specified in Section 15.209:

FCC Part 15 Subpart C Paragraph 15.209 Limits		
Frequency MHz	uV/m @3m	dBμV/m@3m
30-88	100	40
88-216	150	43.5
216-960	200	46
Above 960	500	54

Remarks : 1. RF Voltage (dBμV) = 20 log RF Voltage (uV)
2. In the Above Table, the tighter limit applies at the band edges.
3. Distance refers to the distance in meters between the measuring instrument antenna and the closed point of any part of the device or system.

4.4. Test Procedure

The EUT is placed on a turn table which is 1.5 meter above ground. The turn table can rotate 360 degrees to determine the position of the maximum emission level. The EUT was positioned such that the distance from antenna to the EUT was 3 meters.
The antenna can move up and down between 1 meter and 4 meters to find out the maximum emission level.
Both horizontal and vertical polarization of the antenna are set on measurement. In order to find the maximum emission, all of the interface cables must be manipulated according to ANSI C63.10:2013 on radiated measurement.
The bandwidth below 1GHz setting on the field strength meter is 120 kHz, above 1GHz are 1 MHz.
The EUT was setup to ANSI C63.10, 2013; tested to UNII test procedure of FCC KDB-789033 for compliance to FCC 47CFR Subpart E requirements.

4.5. Uncertainty

± 3.8 dB below 1GHz
± 3.9 dB above 1GHz

4.6. Test Result of Band Edge

The Test date for all Band Edge is Sep. 23, 2016.

Product : Intel® Dual Band Wireless-AC 8260
Test Item : Band Edge Data
Test Site : No.3 OATS
Test Mode : Mode 1 SISO A: Transmit (802.11a-6Mbps)-Channel 36

RF Radiated Measurement (Horizontal):

Channel No.	Frequency (MHz)	Correct Factor (dB)	Reading Level (dBμV)	Emission Level (dBμV/m)	Peak Limit (dBμV/m)	Average Limit (dBμV/m)	Result
36 (Peak)	5150.000	2.796	60.588	63.384	74.00	54.00	Pass
36 (Peak)	5178.600	2.700	106.204	108.904	--	--	--
36 (Average)	5150.000	2.796	45.746	48.542	74.00	54.00	Pass
36 (Average)	5178.400	2.701	95.426	98.127	--	--	--

Figure Channel 36: Horizontal (Peak)

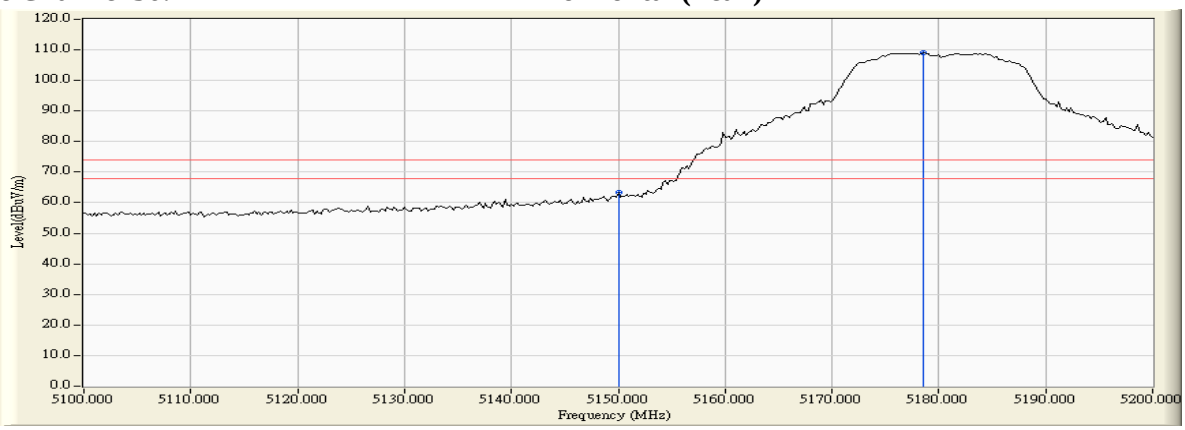

Figure Channel 36: Horizontal (Average)

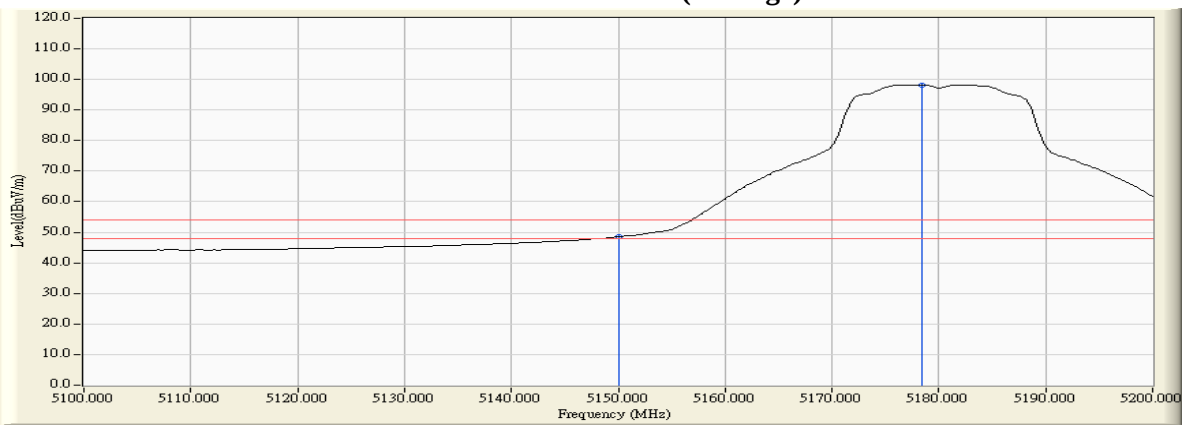

Note:1. All readings above 1GHz are performed with peak and/or average measurements as necessary.
2. Peak measurements: RBW = 1MHz, VBW = 3 MHz, Sweep: Auto.
3. Average measurements: RBW = 1MHz, VBW = 10 Hz, Sweep: Auto.
4. " * ", means this data is the worst emission level.
5. Measurement Level = Reading Level + Correct Factor.
6. The average measurement was not performed when the peak measured data under the limit of average detection.

Product : Intel® Dual Band Wireless-AC 8260
Test Item : Band Edge Data
Test Site : No.3 OATS
Test Mode : Mode 1 SISO A: Transmit (802.11a-6Mbps)-Channel 36

RF Radiated Measurement (Vertical):

Channel No.	Frequency (MHz)	Correct Factor (dB)	Reading Level (dBμV)	Emission Level (dBμV/m)	Peak Limit (dBμV/m)	Average Limit (dBμV/m)	Result
36 (Peak)	5149.400	3.329	64.605	67.934	74.00	54.00	Pass
36 (Peak)	5150.000	3.331	64.025	67.357	74.00	54.00	Pass
36 (Peak)	5183.800	3.491	110.011	113.502	--	--	--
36 (Average)	5150.000	3.331	49.716	53.048	74.00	54.00	Pass
36 (Average)	5181.800	3.481	99.085	102.566	--	--	--

Figure Channel 36: Vertical (Peak)

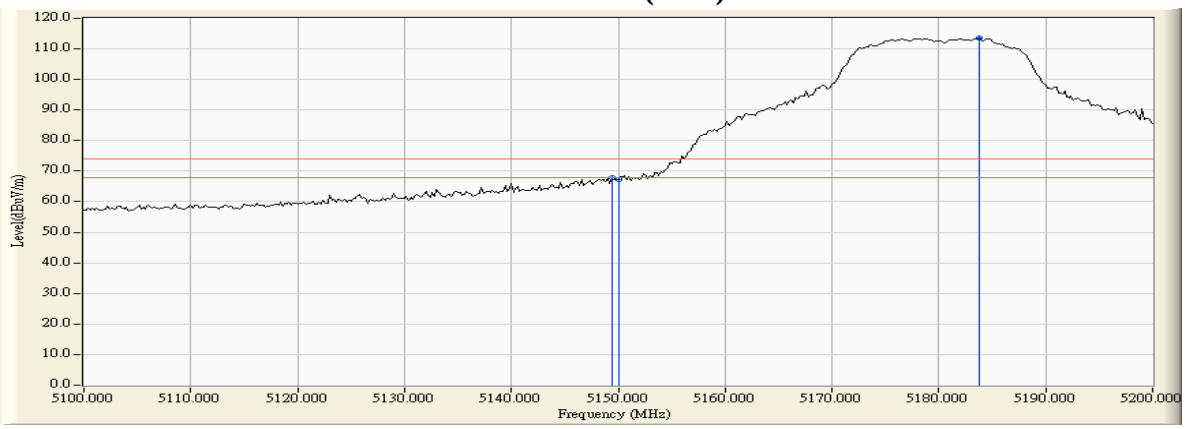

Figure Channel 36: Vertical (Average)

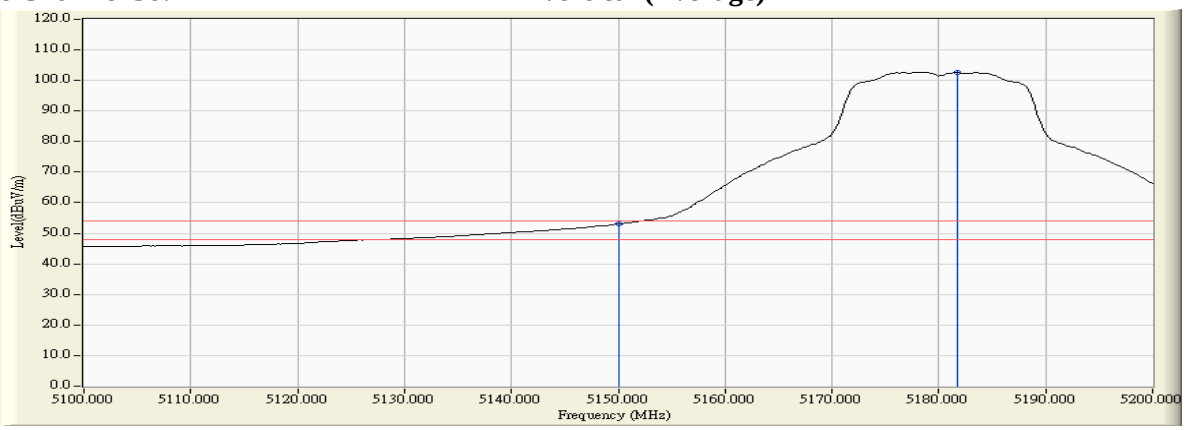

Note:

1. All readings above 1GHz are performed with peak and/or average measurements as necessary.
2. Peak measurements: RBW = 1MHz, VBW = 3 MHz, Sweep: Auto.
3. Average measurements: RBW = 1MHz, VBW = 10 Hz, Sweep: Auto.
4. " * ", means this data is the worst emission level.
5. Measurement Level = Reading Level + Correct Factor.
6. The average measurement was not performed when the peak measured data under the limit of average detection.

Product : Intel® Dual Band Wireless-AC 8260
Test Item : Band Edge Data
Test Site : No.3 OATS
Test Mode : Mode 1 SISO A: Transmit (802.11a-6Mbps) -Channel 64

RF Radiated Measurement (Horizontal):

Channel No.	Frequency (MHz)	Correct Factor (dB)	Reading Level (dBμV)	Emission Level (dBμV/m)	Peak Limit (dBμV/m)	Average Limit (dBμV/m)	Result
64 (Peak)	5323.800	3.635	105.959	109.594	--	--	--
64 (Peak)	5350.000	3.575	61.353	64.928	74.00	54.00	Pass
64 (Average)	5323.000	3.637	94.862	98.499	--	--	--
64 (Average)	5350.000	3.575	43.942	47.517	74.00	54.00	Pass

Figure Channel 64: Horizontal (Peak)

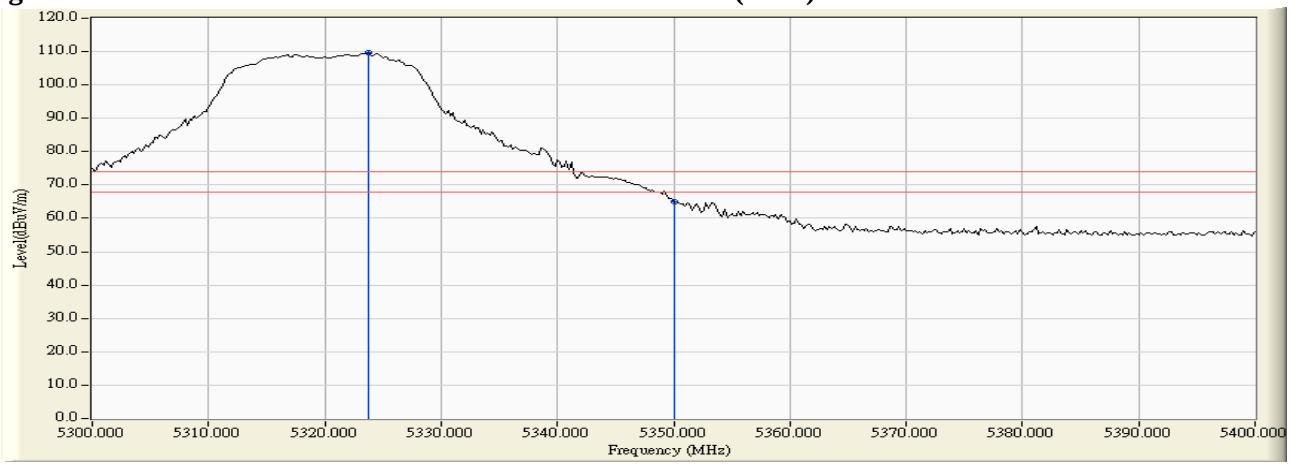

Figure Channel 64: Horizontal (Average)

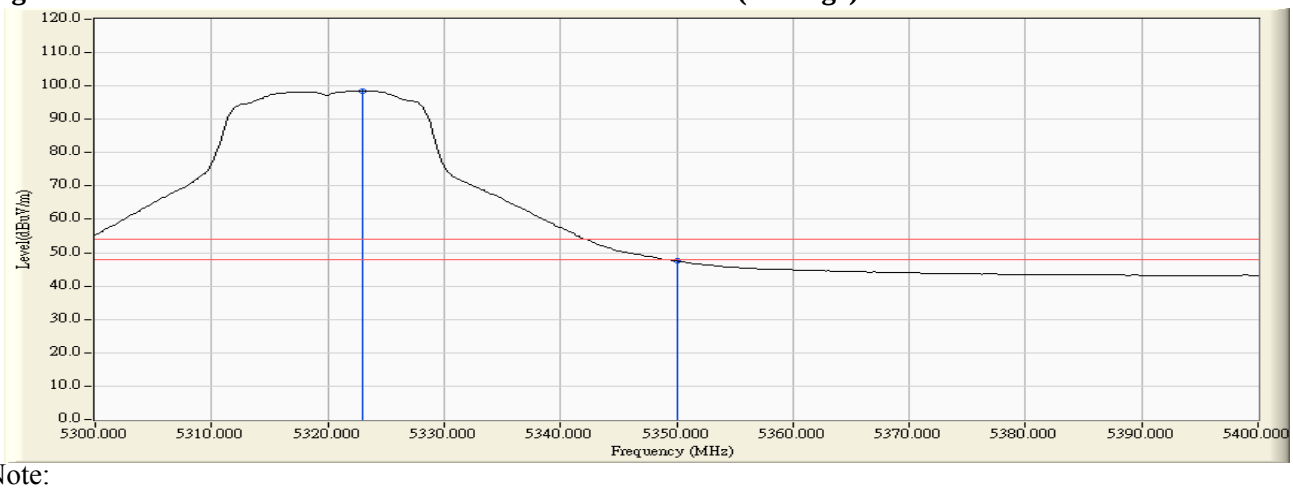

Note:
1. All readings above 1GHz are performed with peak and/or average measurements as necessary.
2. Peak measurements: RBW = 1MHz, VBW = 3 MHz, Sweep: Auto.
3. Average measurements: RBW = 1MHz, VBW = 10 Hz, Sweep: Auto.
4. " * ", means this data is the worst emission level.
5. Measurement Level = Reading Level + Correct Factor.
6. The average measurement was not performed when the peak measured data under the limit of average detection.

Product : Intel® Dual Band Wireless-AC 8260
Test Item : Band Edge Data
Test Site : No.3 OATS
Test Mode : Mode 1 SISO A: Transmit (802.11a-6Mbps) -Channel 64

RF Radiated Measurement (Vertical):

Channel No.	Frequency (MHz)	Correct Factor (dB)	Reading Level (dBμV)	Emission Level (dBμV/m)	Peak Limit (dBμV/m)	Average Limit (dBμV/m)	Result
64 (Peak)	5317.400	3.885	109.015	112.900	--	--	--
64 (Peak)	5350.000	3.900	62.329	66.229	74.00	54.00	Pass
64 (Peak)	5350.200	3.901	64.483	68.383	74.00	54.00	Pass
64 (Average)	5323.200	3.890	98.478	102.367	--	--	--
64 (Average)	5350.000	3.900	46.177	50.077	74.00	54.00	Pass

Figure Channel 64: Vertical (Peak)

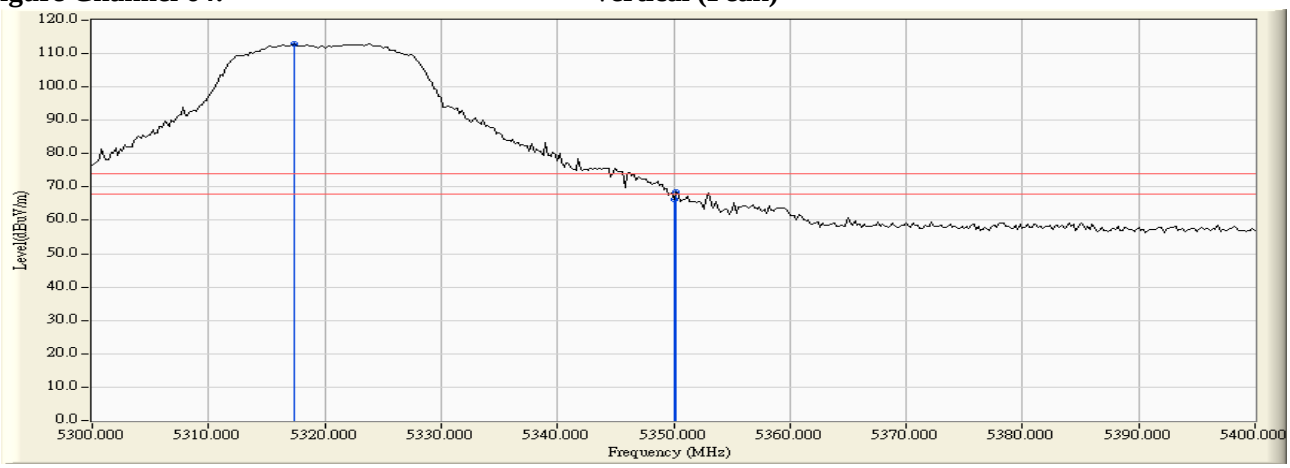

Figure Channel 64: Vertical (Average)

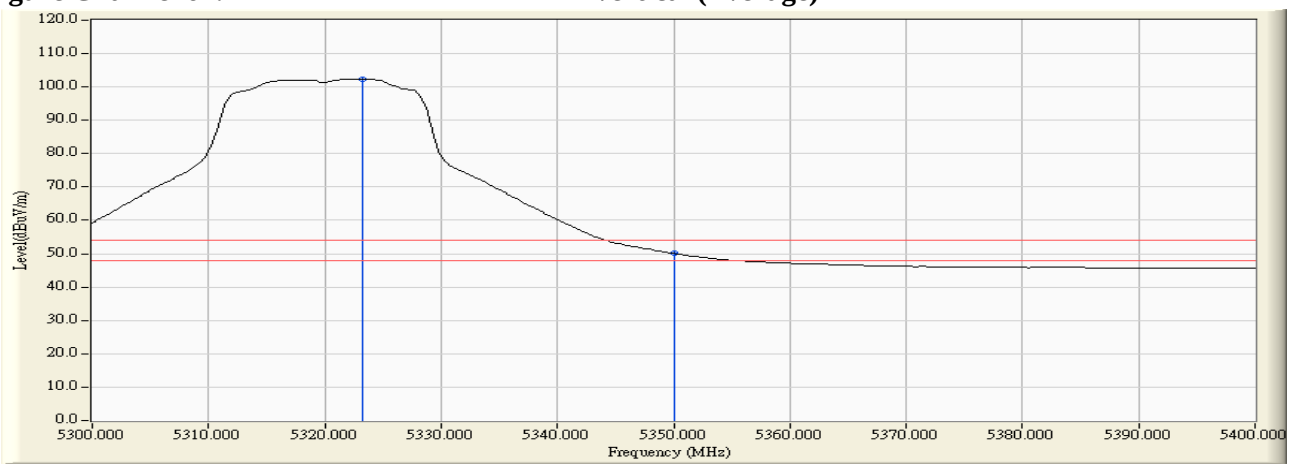

Note:

1. All readings above 1GHz are performed with peak and/or average measurements as necessary.
2. Peak measurements: RBW = 1MHz, VBW = 3 MHz, Sweep: Auto.
3. Average measurements: RBW = 1MHz, VBW = 10 Hz, Sweep: Auto.
4. " * ", means this data is the worst emission level.
5. Measurement Level = Reading Level + Correct Factor.
6. The average measurement was not performed when the peak measured data under the limit of average detection.

Product : Intel® Dual Band Wireless-AC 8260
Test Item : Band Edge Data
Test Site : No.3 OATS
Test Mode : Mode 1 SISO A: Transmit (802.11a-6Mbps) -Channel 100

RF Radiated Measurement (Horizontal):

Channel No.	Frequency (MHz)	Correct Factor (dB)	Reading Level (dBμV)	Emission Level (dBμV/m)	Peak Limit (dBμV/m)	Average Limit (dBμV/m)	Result
100 (Peak)	5458.400	3.745	58.617	62.361	74.00	54.00	Pass
100 (Peak)	5460.000	3.775	56.671	60.446	74.00	54.00	Pass
100 (Peak)	5495.800	4.422	102.407	106.829	--	--	--
100 (Average)	5460.000	3.775	43.679	47.454	74.00	54.00	Pass
100 (Average)	5496.800	4.436	91.483	95.918	--	--	--

Figure Channel 100: Horizontal (Peak)

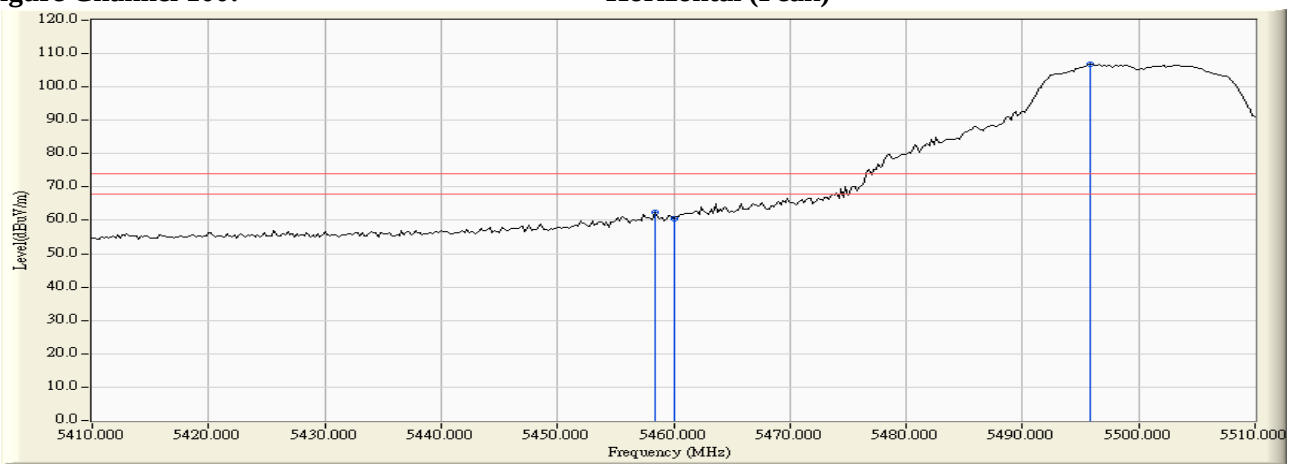

Figure Channel 100: Horizontal (Average)

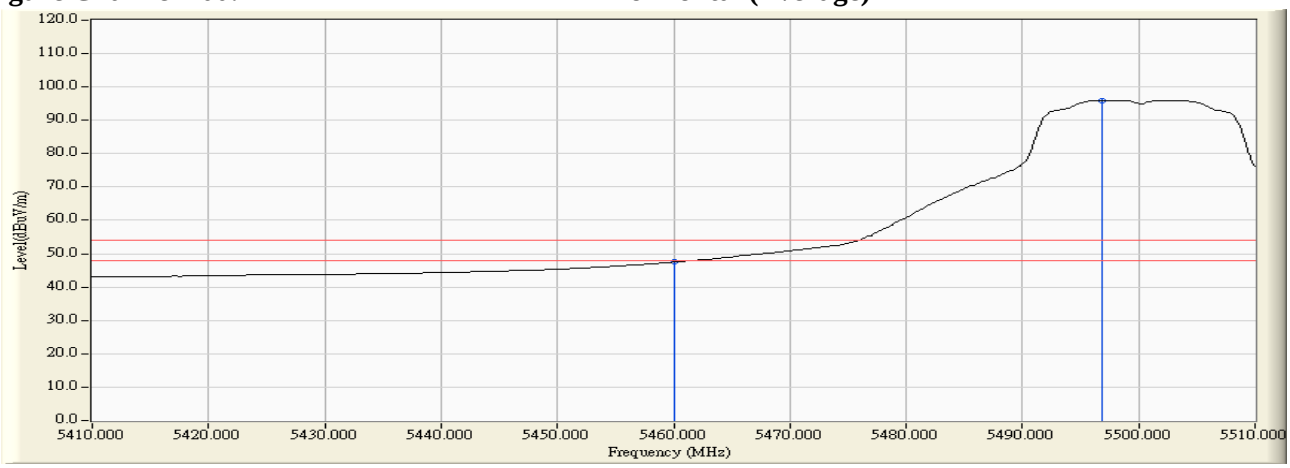

Note:
1. All readings above 1GHz are performed with peak and/or average measurements as necessary.
2. Peak measurements: RBW = 1MHz, VBW = 3 MHz, Sweep: Auto.
3. Average measurements: RBW = 1MHz, VBW = 10 Hz, Sweep: Auto.
4. " * ", means this data is the worst emission level.
5. Measurement Level = Reading Level + Correct Factor.
6. The average measurement was not performed when the peak measured data under the limit of average detection.

Product : Intel® Dual Band Wireless-AC 8260
Test Item : Band Edge Data
Test Site : No.3 OATS
Test Mode : Mode 1 SISO A: Transmit (802.11a-6Mbps) -Channel 100

RF Radiated Measurement (Vertical):

Channel No.	Frequency (MHz)	Correct Factor (dB)	Reading Level (dBμV)	Emission Level (dBμV/m)	Peak Limit (dBμV/m)	Average Limit (dBμV/m)	Result
100 (Peak)	5456.600	3.885	66.712	70.598	74.00	54.00	Pass
100 (Peak)	5460.000	3.934	66.258	70.193	74.00	54.00	Pass
100 (Peak)	5496.800	4.427	110.480	114.907	--	--	--
100 (Average)	5460.000	3.934	49.911	53.846	74.00	54.00	Pass
100 (Average)	5503.200	4.493	99.602	104.095	--	--	--

Figure Channel 100: Vertical (Peak)

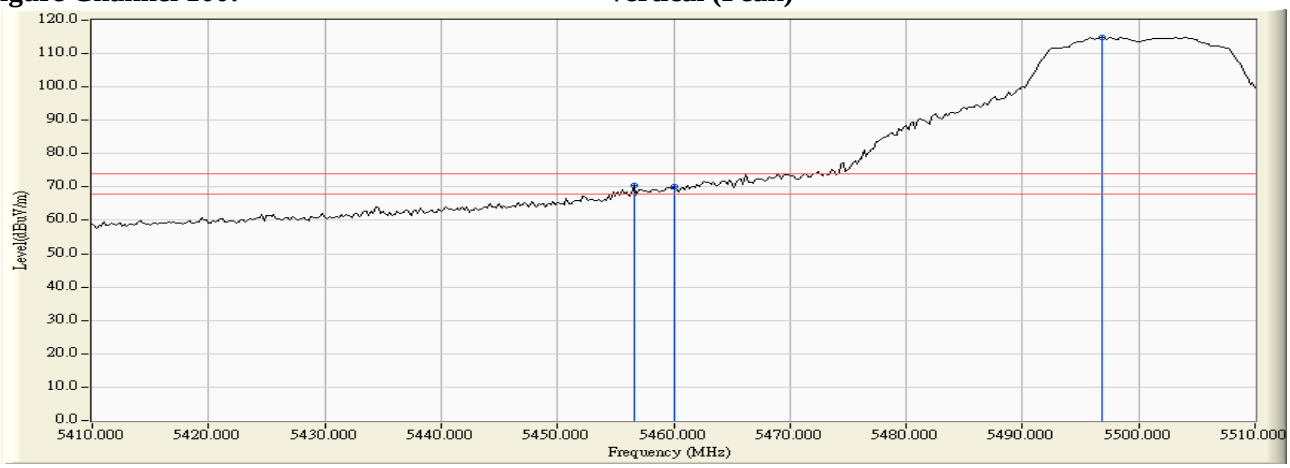

Figure Channel 100: Vertical (Average)

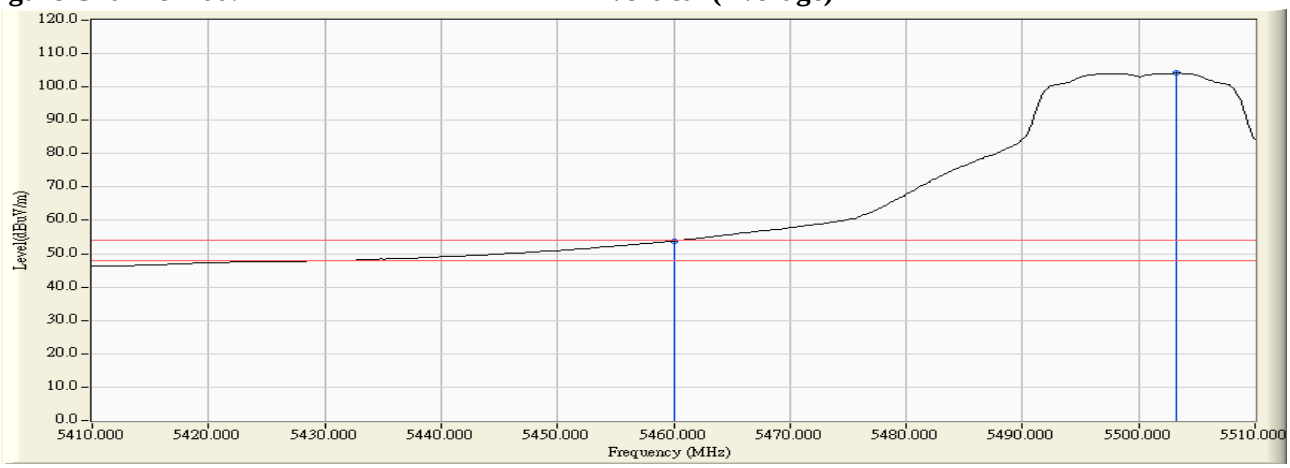

Note:

1. All readings above 1GHz are performed with peak and/or average measurements as necessary.
2. Peak measurements: RBW = 1MHz, VBW = 3 MHz, Sweep: Auto.
3. Average measurements: RBW = 1MHz, VBW = 10 Hz, Sweep: Auto.
4. " * ", means this data is the worst emission level.
5. Measurement Level = Reading Level + Correct Factor.
6. The average measurement was not performed when the peak measured data under the limit of average detection.

Product : Intel® Dual Band Wireless-AC 8260
Test Item : Band Edge Data
Test Site : No.3 OATS
Test Mode : Mode 1 SISO A: Transmit (802.11a-6Mbps) -Channel 100

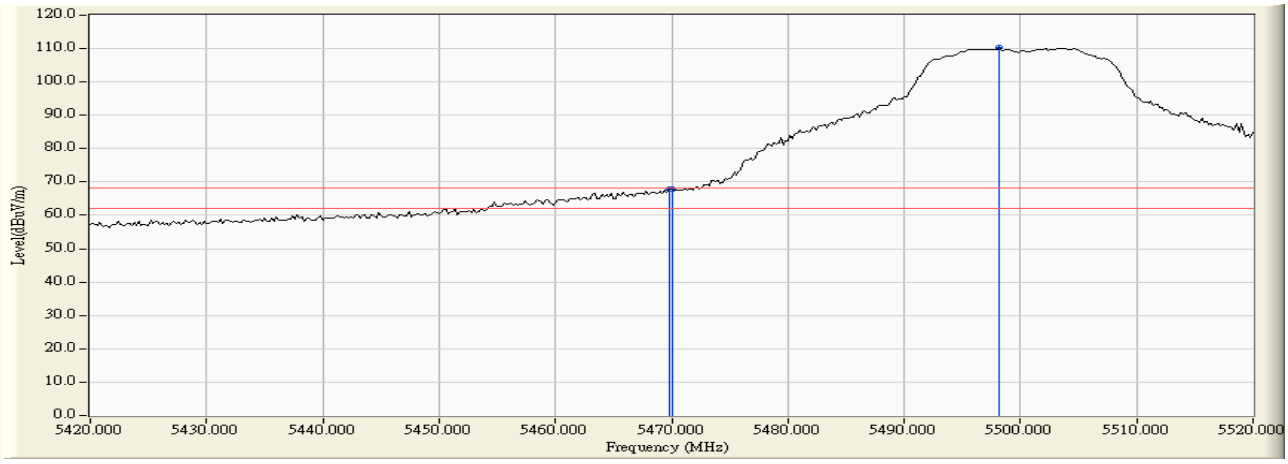

RF Radiated Measurement:

	Frequency (MHz)	Correct Factor (dB)	Reading Level (dBμV)	Emission Level (dBμV/m)	Margin (dB)	Limit (dBμV/m)	Result
Horizontal	5469.800	3.967	63.841	67.807	-0.413	68.220	Pass
Horizontal	5470.000	3.970	63.779	67.749	-0.471	68.220	Pass
Horizontal	5498.200	4.454	105.787	110.241	--	--	Pass

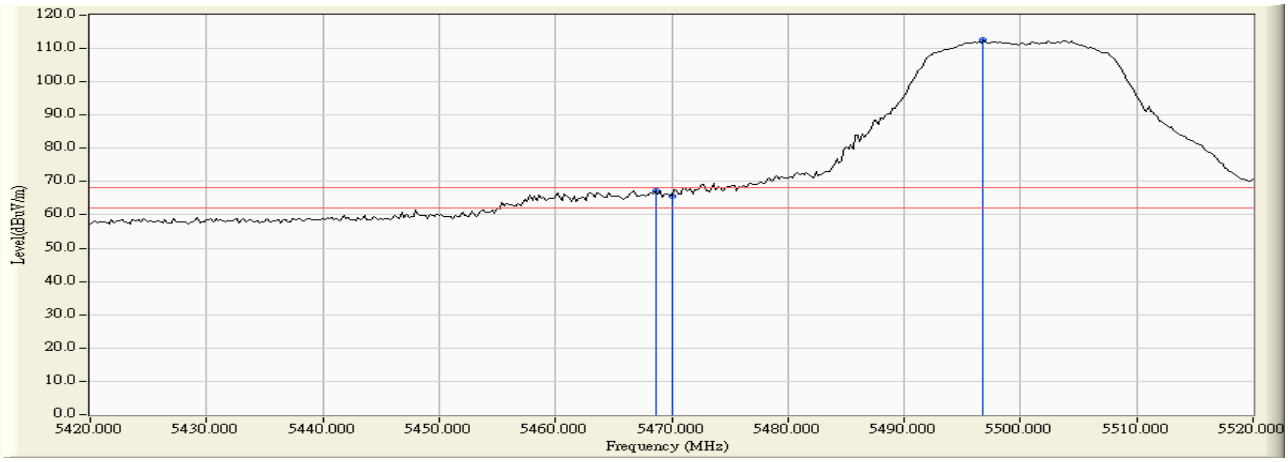

RF Radiated Measurement:

	Frequency (MHz)	Correct Factor (dB)	Reading Level (dBμV)	Measure Level (dBμV/m)	Margin (dB)	Limit (dBμV/m)	Result
Vertical	5468.600	4.059	63.336	67.395	-0.825	68.220	Pass
Vertical	5470.000	4.079	61.669	65.748	-2.472	68.220	Pass
Vertical	5496.800	4.427	108.139	112.566	--	--	Pass

Product : Intel® Dual Band Wireless-AC 8260
Test Item : Band Edge Data
Test Site : No.3 OATS
Test Mode : Mode 1 SISO A: Transmit (802.11a-6Mbps) -Channel 140

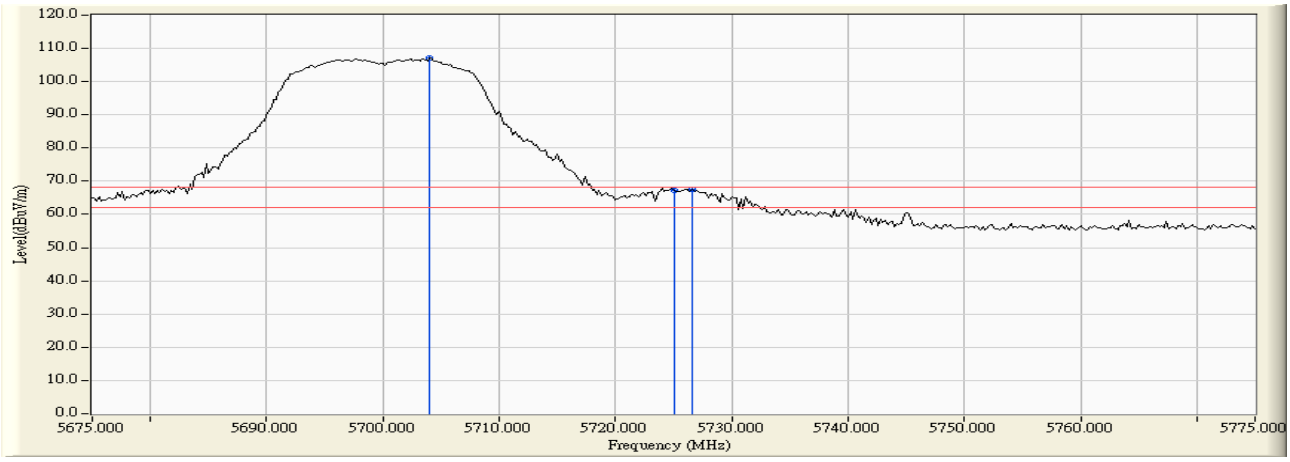

RF Radiated Measurement:

	Frequency (MHz)	Correct Factor (dB)	Reading Level (dBμV)	Measure Level (dBμV/m)	Margin (dB)	Limit (dBμV/m)	Result
Horizontal	5704.000	5.017	102.068	107.086	--	--	Pass
Horizontal	5725.000	5.104	62.184	67.287	-0.933	68.220	Pass
Horizontal	5726.600	5.110	62.521	67.631	-0.589	68.220	Pass

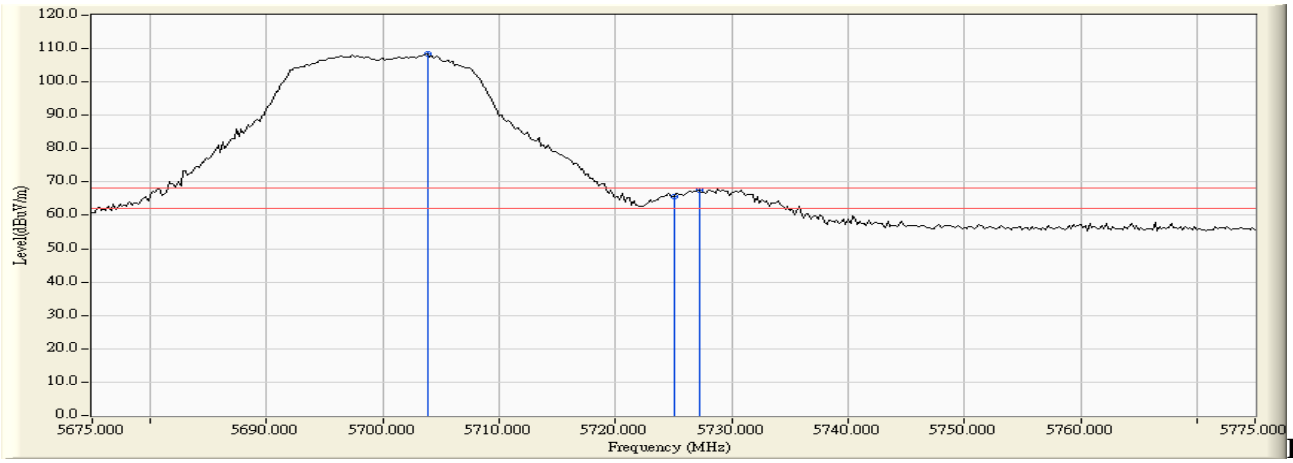

RF Radiated Measurement:

	Frequency (MHz)	Correct Factor (dB)	Reading Level (dBμV)	Measure Level (dBμV/m)	Margin (dB)	Limit (dBμV/m)	Result
Vertical	5703.800	4.172	104.167	108.340	--	--	Pass
Vertical	5725.000	4.215	61.430	65.645	-2.575	68.220	Pass
Vertical	5727.200	4.222	63.448	67.669	-0.551	68.220	Pass

Product : Intel® Dual Band Wireless-AC 8260
Test Item : Band Edge Data
Test Site : No.3 OATS
Test Mode : Mode 1 SISO A: Transmit (802.11a-6Mbps) -Channel 149

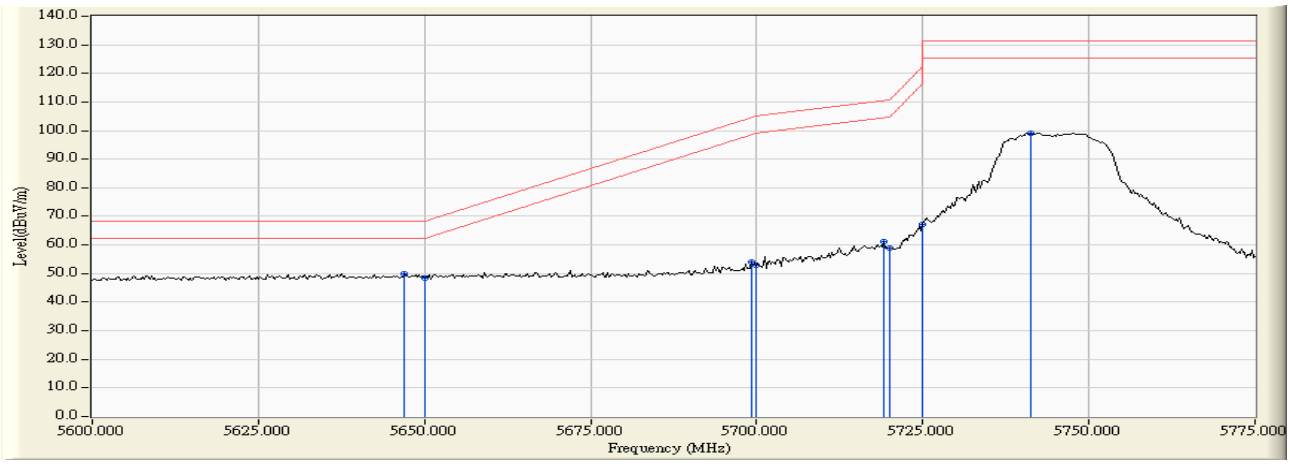

RF Radiated Measurement:

	Frequency (MHz)	Correct Factor (dB)	Reading Level (dBuv)	Measure Level (dBuv /m)	Margin (dB)	Limit (dBuv /m)	Result
Horizontal	5646.920	11.547	38.426	49.973	-18.247	68.220	Pass
Horizontal	5650.000	11.554	36.952	48.507	-19.713	68.220	Pass
Horizontal	5699.167	11.648	42.583	54.231	-50.353	104.584	Pass
Horizontal	5700.000	11.647	41.142	52.789	-52.411	105.200	Pass
Horizontal	5719.203	11.610	49.407	61.017	-49.560	110.577	Pass
Horizontal	5720.000	11.607	47.172	58.779	-52.021	110.800	Pass
Horizontal	5725.000	11.592	55.462	67.054	-55.146	122.200	Pass
Horizontal	5741.268	11.541	87.698	99.238	--	--	--

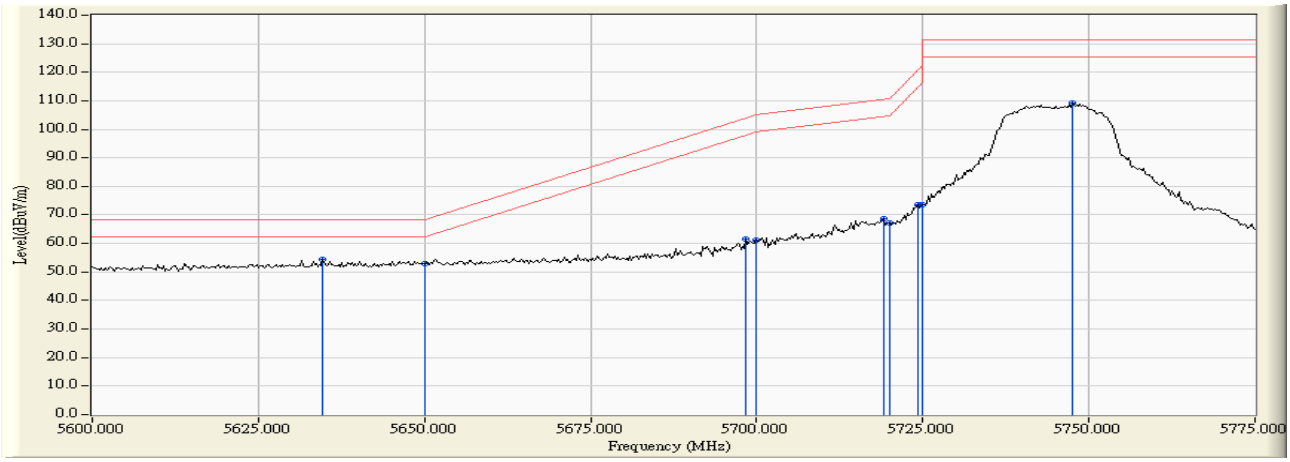

RF Radiated Measurement:

	Frequency (MHz)	Correct Factor (dB)	Reading Level (dBuv)	Measure Level (dBuv /m)	Margin (dB)	Limit (dBuv /m)	Result
Vertical	5634.746	13.033	41.441	54.474	-13.746	68.220	Pass
Vertical	5650.000	13.029	39.763	52.792	-15.428	68.220	Pass
Vertical	5698.406	13.007	48.574	61.580	-42.441	104.021	Pass
Vertical	5700.000	13.003	48.228	61.231	-43.969	105.200	Pass
Vertical	5719.203	12.951	55.905	68.855	-41.722	110.577	Pass
Vertical	5720.000	12.947	54.093	67.040	-43.760	110.800	Pass
Vertical	5724.275	12.933	60.768	73.701	-46.846	120.547	Pass
Vertical	5725.000	12.930	60.661	73.591	-48.609	122.200	Pass
Vertical	5747.609	12.851	96.265	109.116	--	--	--

Product : Intel® Dual Band Wireless-AC 8260
Test Item : Band Edge Data
Test Site : No.3 OATS
Test Mode : Mode 1 SISO A: Transmit (802.11a-6Mbps) -Channel 165

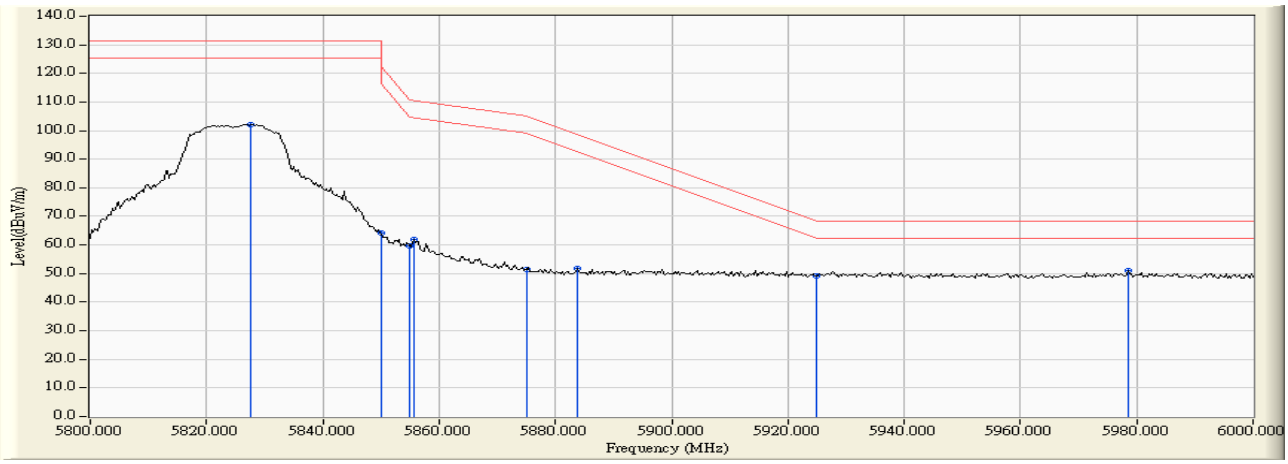

RF Radiated Measurement:

	Frequency (MHz)	Correct Factor (dB)	Reading Level (dBuv)	Measure Level (dBuv /m)	Margin (dB)	Limit (dBuv /m)	Result
Horizontal	5827.536	11.546	90.624	102.169	--	--	--
Horizontal	5850.000	11.701	52.523	64.224	-57.976	122.200	Pass
Horizontal	5855.000	11.735	47.862	59.597	-51.203	110.800	Pass
Horizontal	5855.652	11.740	50.180	61.920	-48.697	110.617	Pass
Horizontal	5875.000	11.873	39.435	51.308	-53.892	105.200	Pass
Horizontal	5883.768	11.936	40.024	51.959	-46.753	98.712	Pass
Horizontal	5925.000	12.068	37.238	49.307	-18.893	68.200	Pass
Horizontal	5978.551	12.115	38.825	50.939	-17.261	68.200	Pass

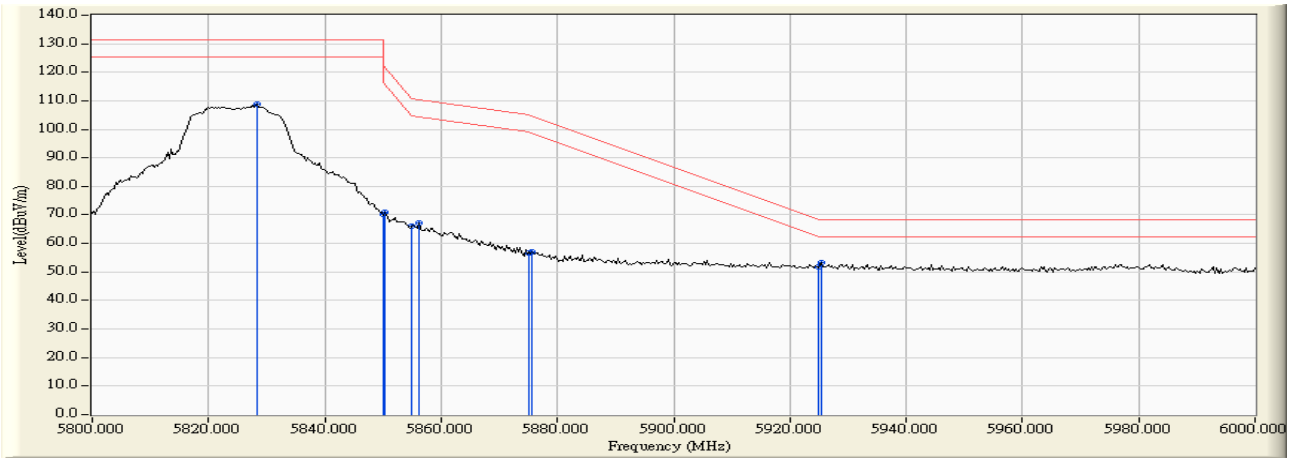

RF Radiated Measurement:

	Frequency (MHz)	Correct Factor (dB)	Reading Level (dBuv)	Measure Level (dBuv /m)	Margin (dB)	Limit (dBuv /m)	Result
Vertical	5828.406	12.728	95.967	108.695	--	--	--
Vertical	5850.000	12.774	57.513	70.287	-51.913	122.200	Pass
Vertical	5850.435	12.775	58.058	70.832	-50.376	121.208	Pass
Vertical	5855.000	12.784	53.307	66.091	-44.709	110.800	Pass
Vertical	5856.232	12.787	54.504	67.291	-43.164	110.455	Pass
Vertical	5875.000	12.825	43.980	56.805	-48.395	105.200	Pass
Vertical	5875.652	12.828	44.107	56.934	-47.784	104.718	Pass
Vertical	5925.000	12.911	38.830	51.741	-16.459	68.200	Pass
Vertical	5925.507	12.913	40.251	53.163	-15.037	68.200	Pass

Product : Intel® Dual Band Wireless-AC 8260
Test Item : Band Edge Data
Test Site : No.3 OATS
Test Mode : Mode 1 SISO A: Transmit (802.11n-20BW 7.2Mbps) -Channel 36

RF Radiated Measurement (Horizontal):

Channel No.	Frequency (MHz)	Correct Factor (dB)	Reading Level (dBμV)	Emission Level (dBμV/m)	Peak Limit (dBμV/m)	Average Limit (dBμV/m)	Result
36 (Peak)	5150.000	2.796	59.878	62.674	74.00	54.00	Pass
36 (Peak)	5177.200	2.705	105.535	108.240	--	--	--
36 (Average)	5150.000	2.796	45.415	48.211	74.00	54.00	Pass
36 (Average)	5178.200	2.701	94.664	97.366	--	--	--

Figure Channel 36: Horizontal (Peak)

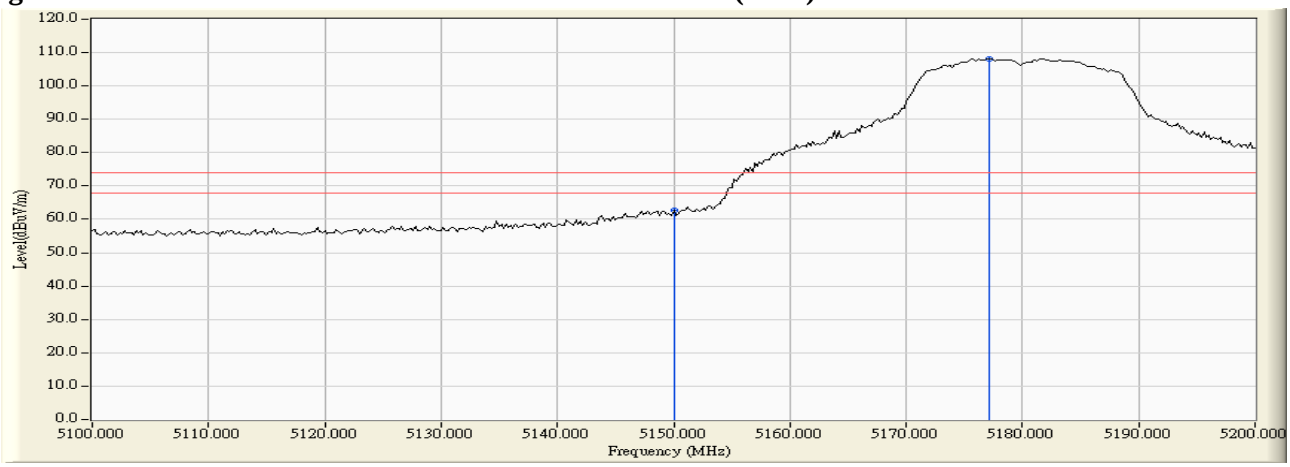

Figure Channel 36: Horizontal (Average)

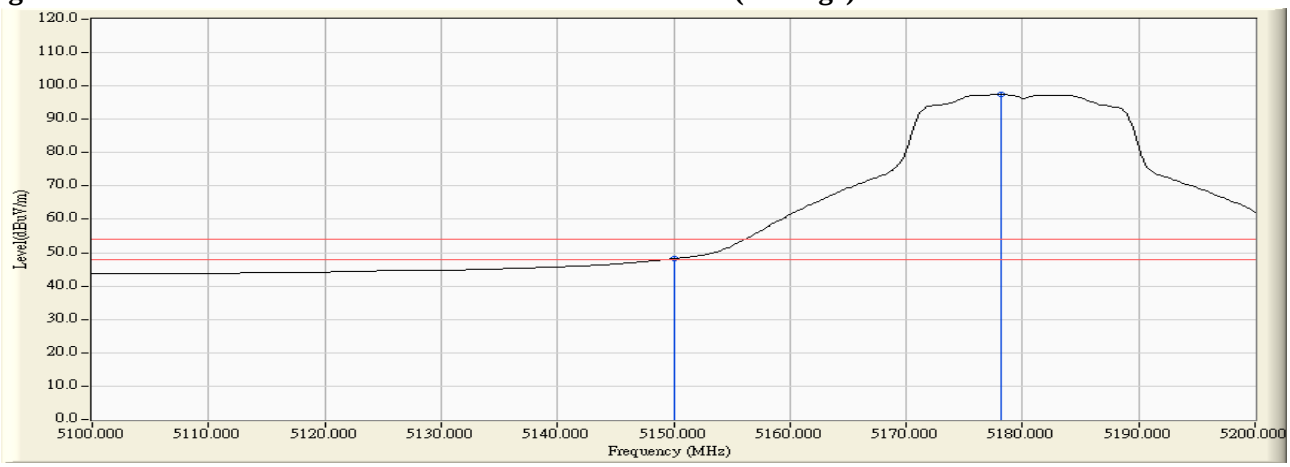

Note:
1. All readings above 1GHz are performed with peak and/or average measurements as necessary.
2. Peak measurements: RBW = 1MHz, VBW = 3 MHz, Sweep: Auto.
3. Average measurements: RBW = 1MHz, VBW = 10 Hz, Sweep: Auto.
4. " * ", means this data is the worst emission level.
5. Measurement Level = Reading Level + Correct Factor.
6. The average measurement was not performed when the peak measured data under the limit of average detection.

Product : Intel® Dual Band Wireless-AC 8260
Test Item : Band Edge Data
Test Site : No.3 OATS
Test Mode : Mode 1 SISO A: Transmit (802.11n-20BW 7.2Mbps) -Channel 36

RF Radiated Measurement (Vertical):

Channel No.	Frequency (MHz)	Correct Factor (dB)	Reading Level (dBμV)	Emission Level (dBμV/m)	Peak Limit (dBμV/m)	Average Limit (dBμV/m)	Result
36 (Peak)	5149.400	3.329	66.553	69.882	74.00	54.00	Pass
36 (Peak)	5150.000	3.331	63.751	67.083	74.00	54.00	Pass
36 (Peak)	5178.400	3.465	110.207	113.672	--	--	--
36 (Average)	5150.000	3.331	49.571	52.903	74.00	54.00	Pass
36 (Average)	5183.200	3.488	98.670	102.158	--	--	--

Figure Channel 36: Vertical (Peak)

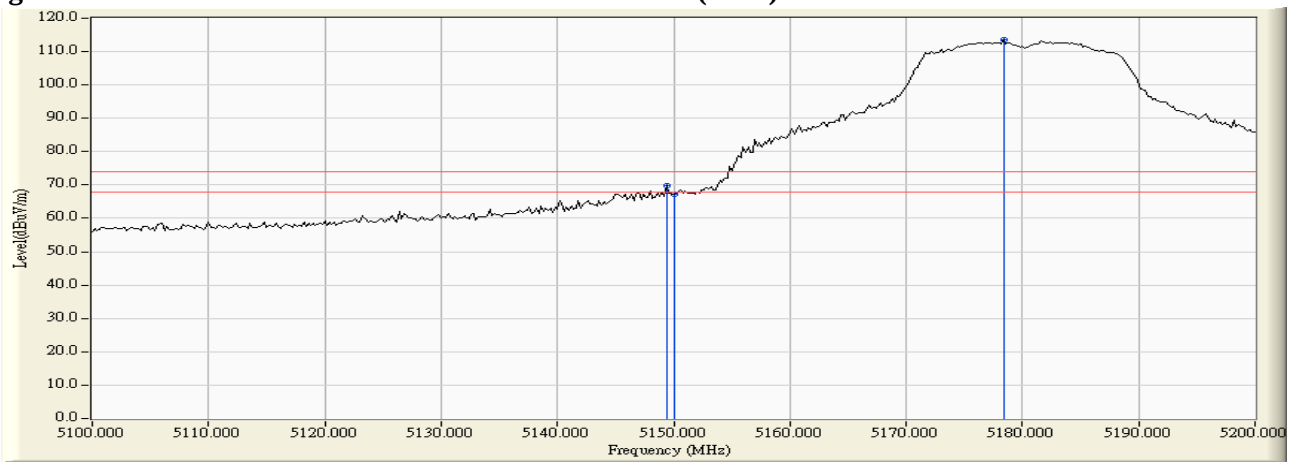

Figure Channel 36: Vertical (Average)

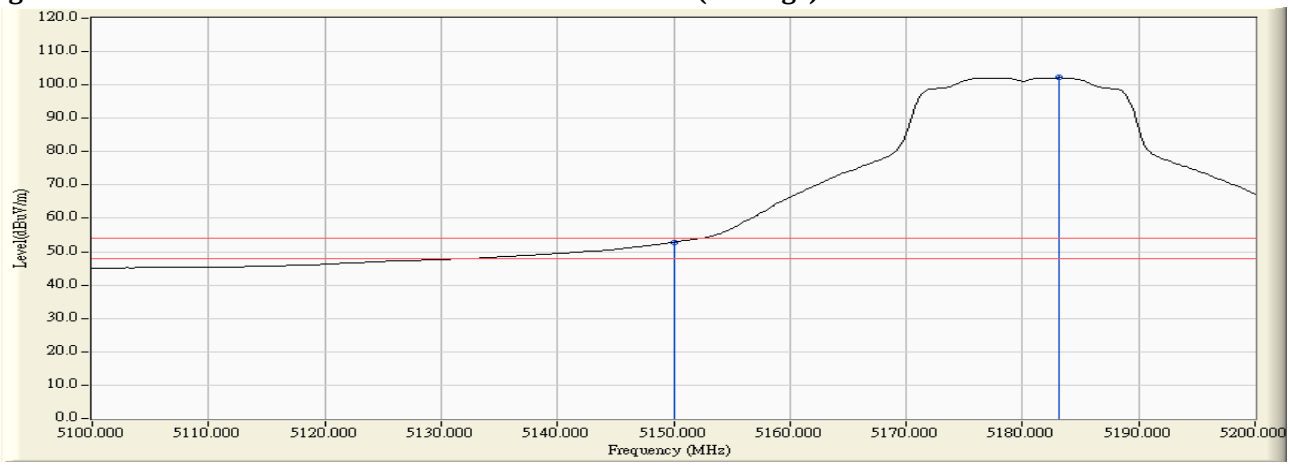

Note:

1. All readings above 1GHz are performed with peak and/or average measurements as necessary.
2. Peak measurements: RBW = 1MHz, VBW = 3 MHz, Sweep: Auto.
3. Average measurements: RBW = 1MHz, VBW = 10 Hz, Sweep: Auto.
4. " * ", means this data is the worst emission level.
5. Measurement Level = Reading Level + Correct Factor.
6. The average measurement was not performed when the peak measured data under the limit of average detection.

Product : Intel® Dual Band Wireless-AC 8260
Test Item : Band Edge Data
Test Site : No.3 OATS
Test Mode : Mode 1 SISO A: Transmit (802.11n-20BW 7.2Mbps) -Channel 64

RF Radiated Measurement (Horizontal):

Channel No.	Frequency (MHz)	Correct Factor (dB)	Reading Level (dBμV)	Emission Level (dBμV/m)	Peak Limit (dBμV/m)	Arerage Limit (dBμV/m)	Result
64 (Peak)	5322.600	3.637	104.773	108.411	--	--	--
64 (Peak)	5350.000	3.575	60.110	63.685	74.00	54.00	Pass
64 (Average)	5323.200	3.637	93.738	97.375	--	--	--
64 (Average)	5350.000	3.575	43.201	46.776	74.00	54.00	Pass

Figure Channel 64: Horizontal (Peak)

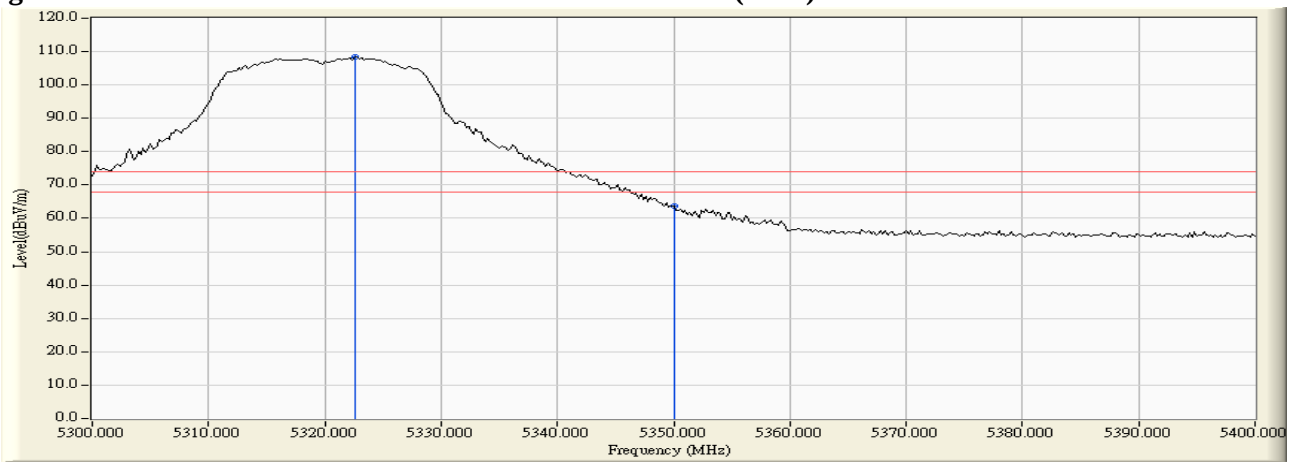

Figure Channel 64: Horizontal (Average)

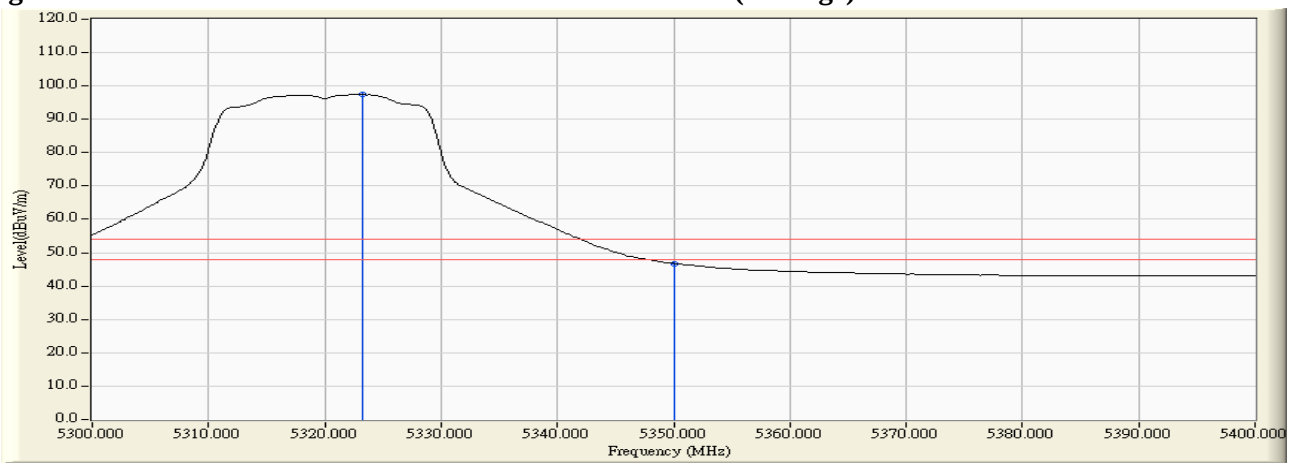

Note:

1. All readings above 1GHz are performed with peak and/or average measurements as necessary.
2. Peak measurements: RBW = 1MHz, VBW = 3 MHz, Sweep: Auto.
3. Average measurements: RBW = 1MHz, VBW = 10 Hz, Sweep: Auto.
4. " * ", means this data is the worst emission level.
5. Measurement Level = Reading Level + Correct Factor.
6. The average measurement was not performed when the peak measured data under the limit of average detection.

Product : Intel® Dual Band Wireless-AC 8260
Test Item : Band Edge Data
Test Site : No.3 OATS
Test Mode : Mode 1 SISO A: Transmit (802.11n-20BW 7.2Mbps) -Channel 64

RF Radiated Measurement (Vertical):

Channel No.	Frequency (MHz)	Correct Factor (dB)	Reading Level (dBμV)	Emission Level (dBμV/m)	Peak Limit (dBμV/m)	Arerage Limit (dBμV/m)	Result
64 (Peak)	5321.600	3.888	108.765	112.653	--	--	--
64 (Peak)	5350.000	3.900	61.882	65.782	74.00	54.00	Pass
64 (Peak)	5352.400	3.899	63.617	67.515	74.00	54.00	Pass
64 (Average)	5322.600	3.888	97.990	101.879	--	--	--
64 (Average)	5350.000	3.900	45.831	49.731	74.00	54.00	Pass

Figure Channel 64: Vertical (Peak)

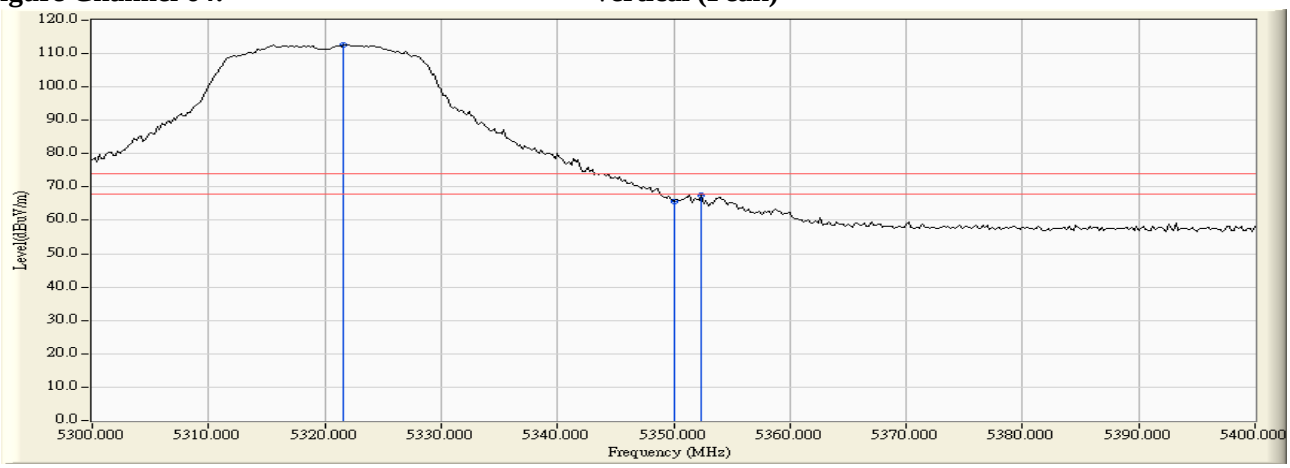

Figure Channel 64: Vertical (Average)

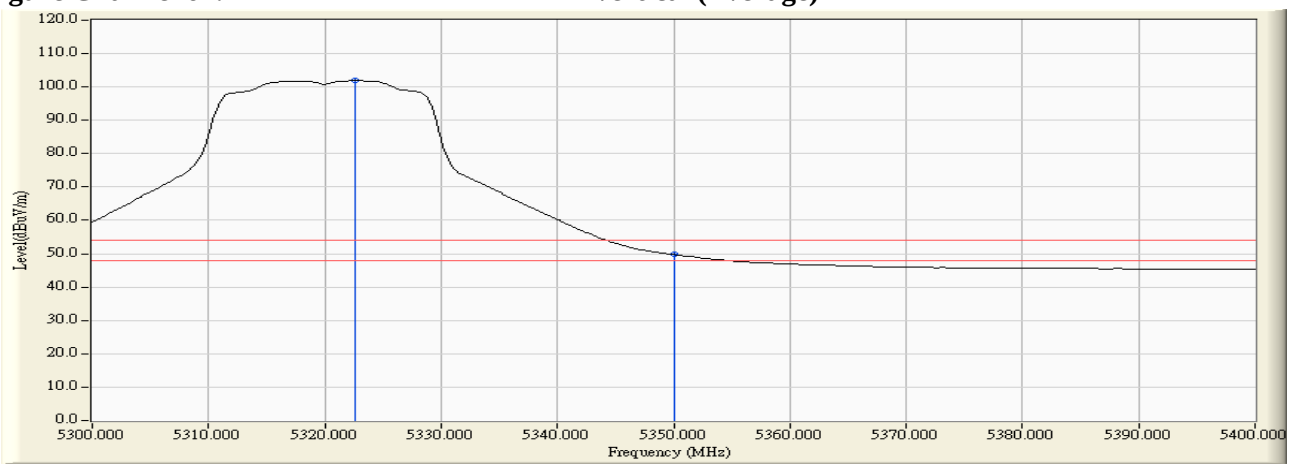

Note:

1. All readings above 1GHz are performed with peak and/or average measurements as necessary.
2. Peak measurements: RBW = 1MHz, VBW = 3 MHz, Sweep: Auto.
3. Average measurements: RBW = 1MHz, VBW = 10 Hz, Sweep: Auto.
4. " * ", means this data is the worst emission level.
5. Measurement Level = Reading Level + Correct Factor.
6. The average measurement was not performed when the peak measured data under the limit of average detection.

Product : Intel® Dual Band Wireless-AC 8260
Test Item : Band Edge Data
Test Site : No.3 OATS
Test Mode : Mode 1 SISO A: Transmit (802.11n-20BW 7.2Mbps) -Channel 100

RF Radiated Measurement (Horizontal):

Channel No.	Frequency (MHz)	Correct Factor (dB)	Reading Level (dBμV)	Emission Level (dBμV/m)	Peak Limit (dBμV/m)	Arerage Limit (dBμV/m)	Result
100 (Peak)	5458.000	3.737	59.794	63.530	74.00	54.00	Pass
100 (Peak)	5460.000	3.775	58.761	62.536	74.00	54.00	Pass
100 (Peak)	5502.800	4.516	101.945	106.461	--	--	--
100 (Average)	5460.000	3.775	44.007	47.782	74.00	54.00	Pass
100 (Average)	5497.600	4.446	91.042	95.488	--	--	--

Figure Channel 100: Horizontal (Peak)

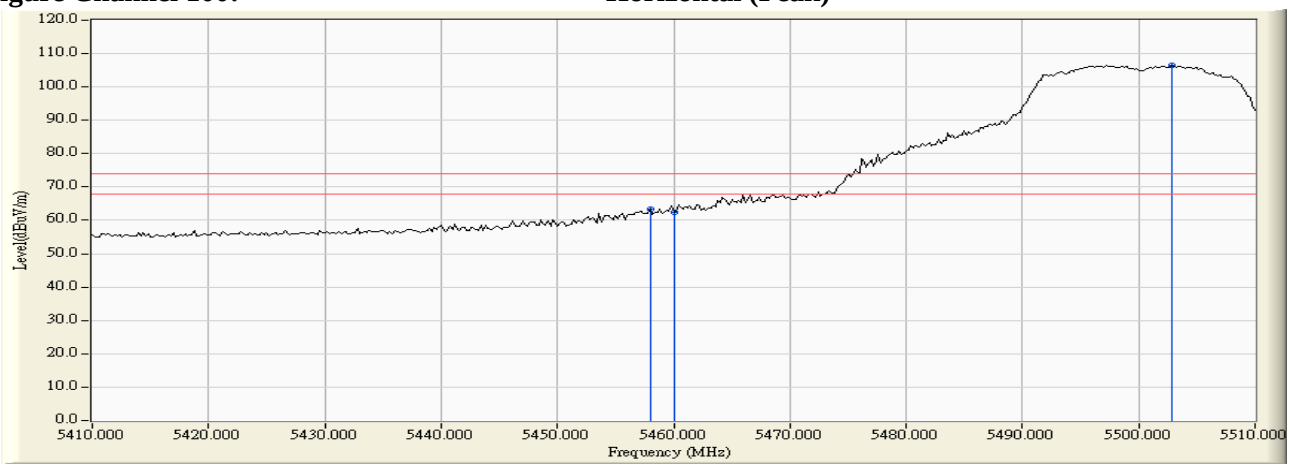

Figure Channel 100: Horizontal (Average)

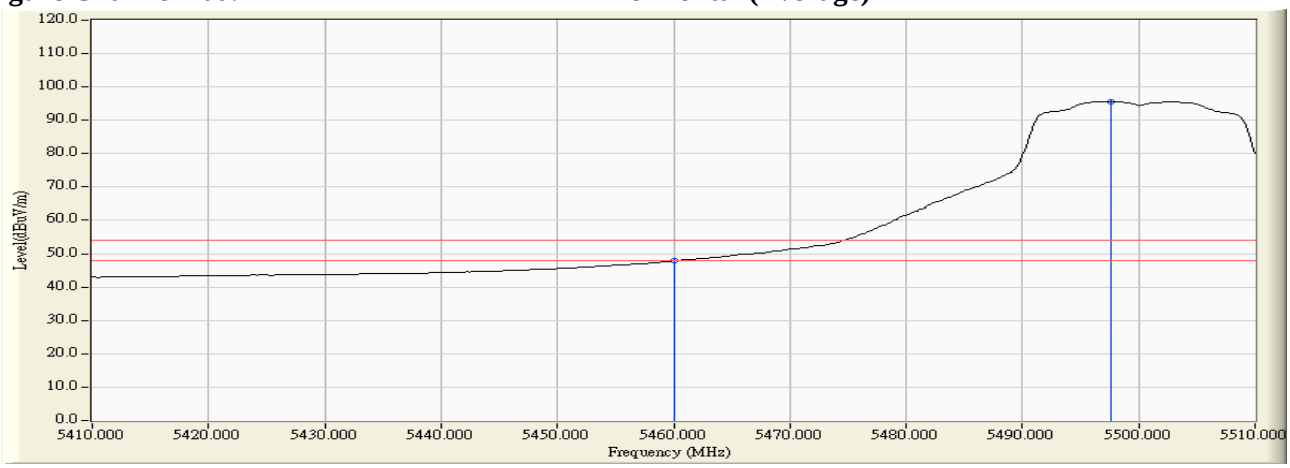

Note:

1. All readings above 1GHz are performed with peak and/or average measurements as necessary.
2. Peak measurements: RBW = 1MHz, VBW = 3 MHz, Sweep: Auto.
3. Average measurements: RBW = 1MHz, VBW = 10 Hz, Sweep: Auto.
4. " * ", means this data is the worst emission level.
5. Measurement Level = Reading Level + Correct Factor.
6. The average measurement was not performed when the peak measured data under the limit of average detection.

Product : Intel® Dual Band Wireless-AC 8260
Test Item : Band Edge Data
Test Site : No.3 OATS
Test Mode : Mode 1 SISO A: Transmit (802.11n-20BW 7.2Mbps) -Channel 100

RF Radiated Measurement (Vertical):

Channel No.	Frequency (MHz)	Correct Factor (dB)	Reading Level (dBμV)	Emission Level (dBμV/m)	Peak Limit (dBμV/m)	Arerage Limit (dBμV/m)	Result
100 (Peak)	5458.600	3.915	65.662	69.577	74.00	54.00	Pass
100 (Peak)	5460.000	3.934	64.249	68.184	74.00	54.00	Pass
100 (Peak)	5498.200	4.441	110.192	114.633	--	--	--
100 (Average)	5460.000	3.934	48.805	52.740	74.00	54.00	Pass
100 (Average)	5503.000	4.491	98.971	103.462	--	--	--

Figure Channel 100: Vertical (Peak)

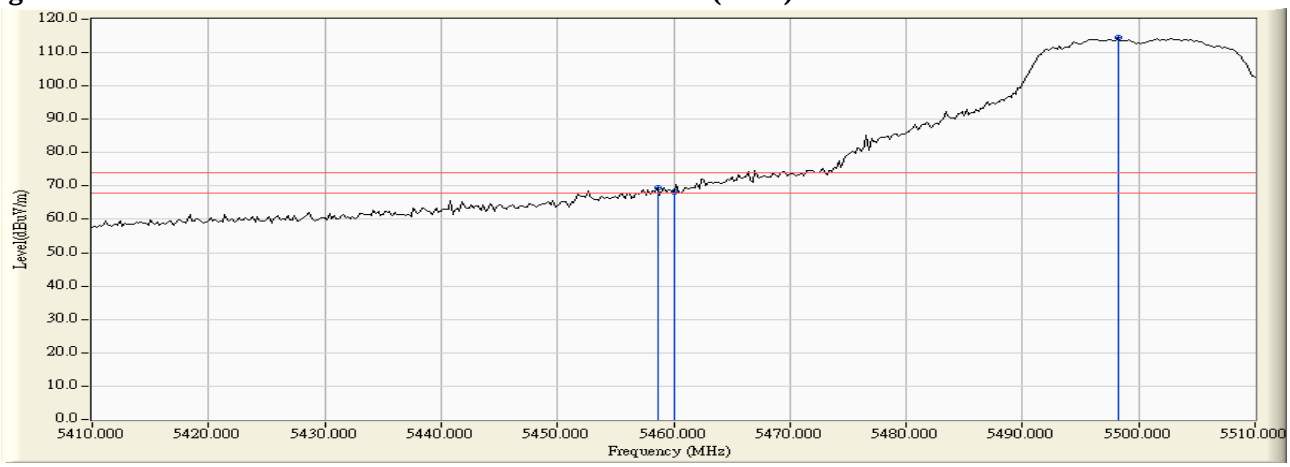

Figure Channel 100: Vertical (Average)

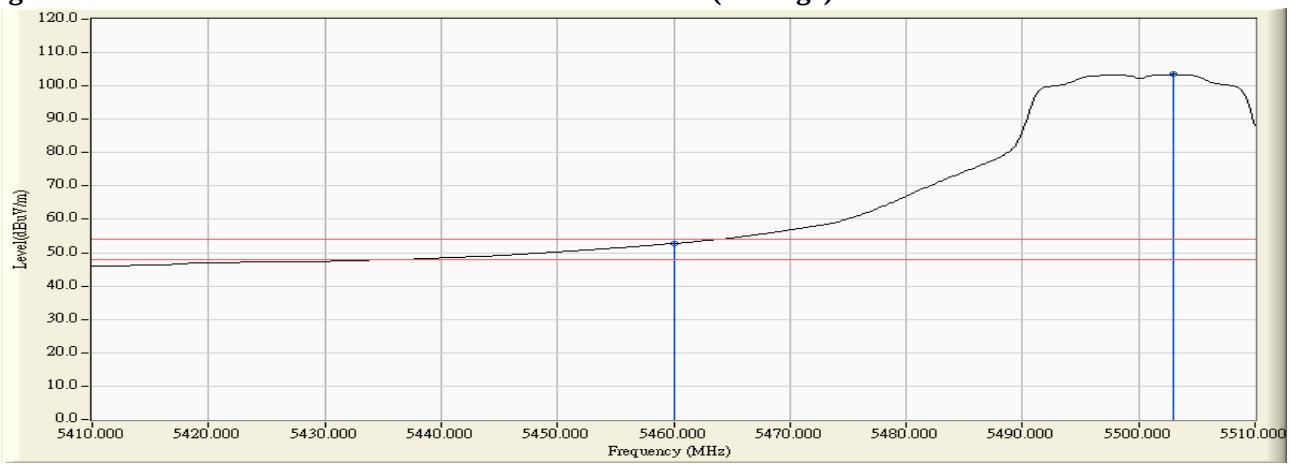

Note:

1. All readings above 1GHz are performed with peak and/or average measurements as necessary.
2. Peak measurements: RBW = 1MHz, VBW = 3 MHz, Sweep: Auto.
3. Average measurements: RBW = 1MHz, VBW = 10 Hz, Sweep: Auto.
4. " * ", means this data is the worst emission level.
5. Measurement Level = Reading Level + Correct Factor.
6. The average measurement was not performed when the peak measured data under the limit of average detection.

Product : Intel® Dual Band Wireless-AC 8260
Test Item : Band Edge Data
Test Site : No.3 OATS
Test Mode : Mode 1 SISO A: Transmit (802.11n-20BW 7.2Mbps) -Channel 100

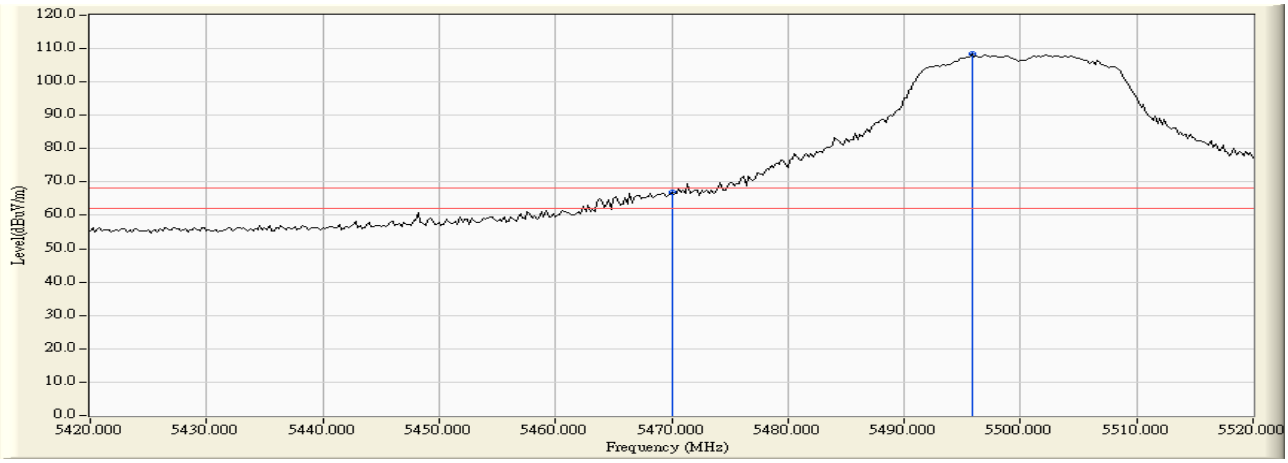

RF Radiated Measurement:

	Frequency (MHz)	Correct Factor (dB)	Reading Level (dBμV)	Measure Level (dBμV/m)	Margin (dB)	Limit (dBμV/m)	Result
Horizontal	5470.000	3.970	62.863	66.833	-1.387	68.220	Pass
Horizontal	5495.800	4.422	103.836	108.258	--	--	Pass

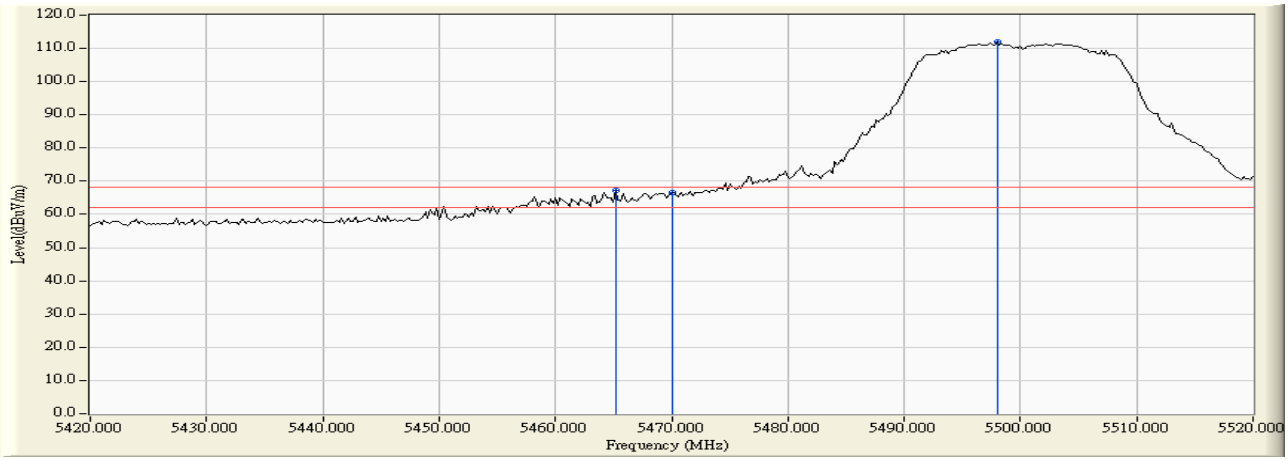

RF Radiated Measurement:

	Frequency (MHz)	Correct Factor (dB)	Reading Level (dBμV)	Measure Level (dBμV/m)	Margin (dB)	Limit (dBμV/m)	Result
Vertical	5465.200	4.010	63.198	67.208	-1.012	68.220	Pass
Vertical	5470.000	4.079	62.521	66.600	-1.620	68.220	Pass
Vertical	5498.000	4.438	107.462	111.901	--	--	Pass

Product : Intel® Dual Band Wireless-AC 8260
Test Item : Band Edge Data
Test Site : No.3 OATS
Test Mode : Mode 1 SISO A: Transmit (802.11n-20BW 7.2Mbps) -Channel 140

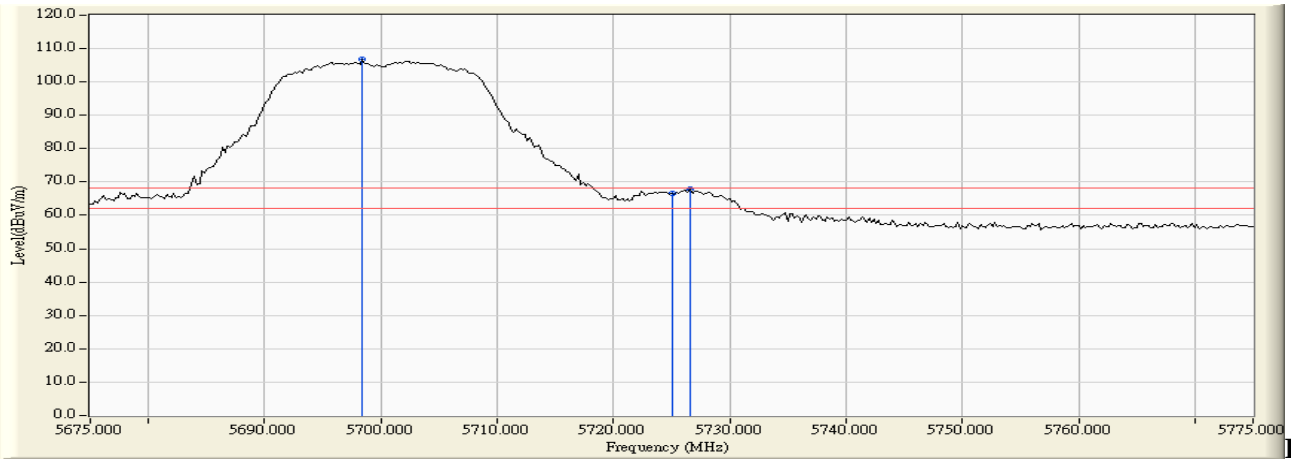

F Radiated Measurement:

	Frequency (MHz)	Correct Factor (dB)	Reading Level (dBμV)	Measure Level (dBμV/m)	Margin (dB)	Limit (dBμV/m)	Result
Horizontal	5698.400	4.996	101.692	106.687	--	--	Pass
Horizontal	5725.000	5.104	61.473	66.576	-1.644	68.220	Pass
Horizontal	5726.600	5.110	62.771	67.881	-0.339	68.220	Pass

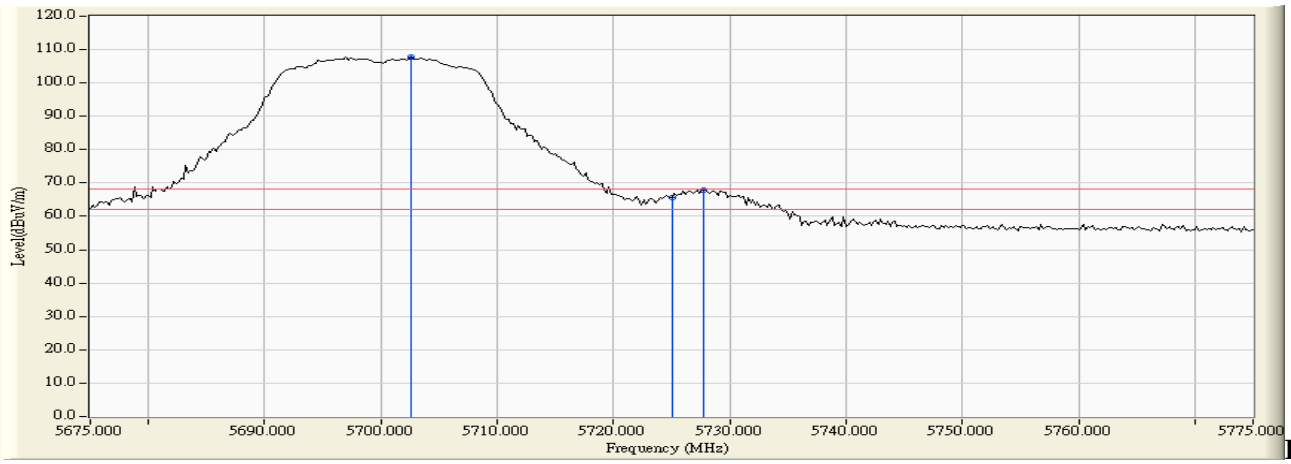

F Radiated Measurement:

	Frequency (MHz)	Correct Factor (dB)	Reading Level (dBμV)	Measure Level (dBμV/m)	Margin (dB)	Limit (dBμV/m)	Result
Vertical	5702.600	4.174	103.723	107.897	--	--	Pass
Vertical	5725.000	4.215	61.397	65.612	-2.608	68.220	Pass
Vertical	5727.800	4.222	63.664	67.887	-0.333	68.220	Pass

Product : Intel® Dual Band Wireless-AC 8260
Test Item : Band Edge Data
Test Site : No.3 OATS
Test Mode : Mode 1 SISO A: Transmit (802.11n-20BW 7.2Mbps) -Channel 149

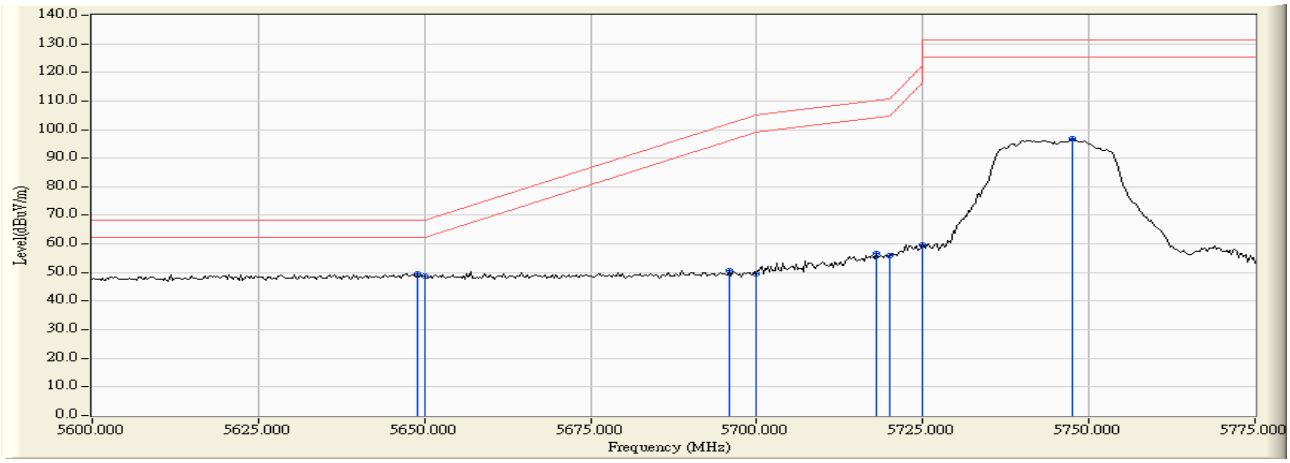

RF Radiated Measurement:

	Frequency (MHz)	Correct Factor (dB)	Reading Level (dBuv)	Measure Level (dBuv /m)	Margin (dB)	Limit (dBuv /m)	Result
Horizontal	5648.949	11.551	37.920	49.472	-18.748	68.220	Pass
Horizontal	5650.000	11.554	37.094	48.649	-19.571	68.220	Pass
Horizontal	5695.870	11.651	39.099	50.749	-51.396	102.145	Pass
Horizontal	5700.000	11.647	37.864	49.511	-55.689	105.200	Pass
Horizontal	5717.935	11.613	44.894	56.507	-53.715	110.222	Pass
Horizontal	5720.000	11.607	44.353	55.960	-54.840	110.800	Pass
Horizontal	5725.000	11.592	48.185	59.777	-62.423	122.200	Pass
Horizontal	5747.609	11.520	85.301	96.821	--	--	--

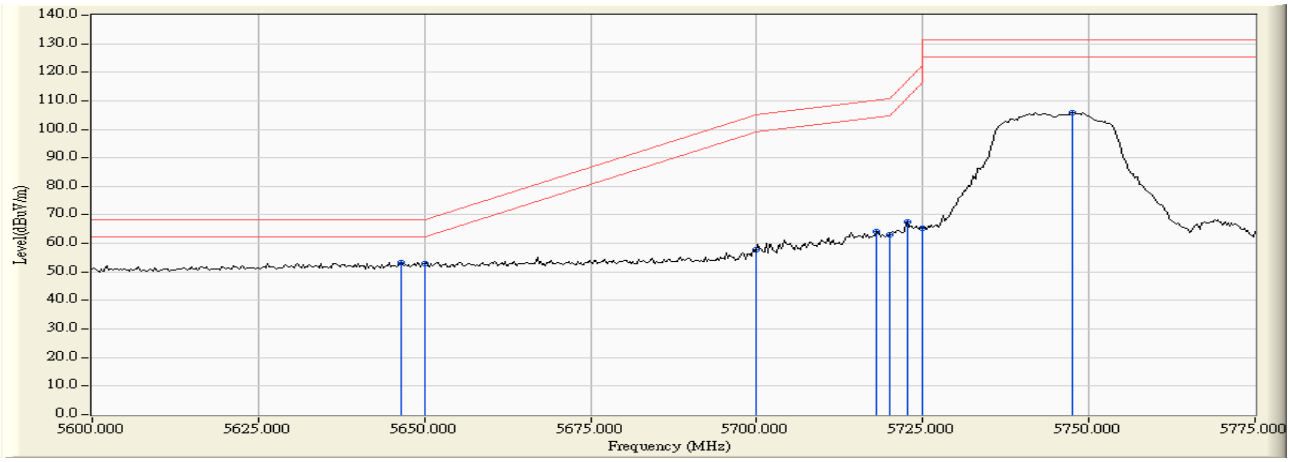

RF Radiated Measurement:

	Frequency (MHz)	Correct Factor (dB)	Reading Level (dBuv)	Measure Level (dBuv /m)	Margin (dB)	Limit (dBuv /m)	Result
Vertical	5646.413	13.030	40.272	53.302	-14.918	68.220	Pass
Vertical	5650.000	13.029	39.996	53.025	-15.195	68.220	Pass
Vertical	5700.000	13.003	44.683	57.686	-47.514	105.200	Pass
Vertical	5717.935	12.954	51.249	64.203	-46.019	110.222	Pass
Vertical	5720.000	12.947	50.216	63.163	-47.637	110.800	Pass
Vertical	5722.754	12.938	54.605	67.543	-49.536	117.079	Pass
Vertical	5725.000	12.930	52.430	65.360	-56.840	122.200	Pass
Vertical	5747.609	12.851	92.921	105.772	--	--	--

Product : Intel® Dual Band Wireless-AC 8260
Test Item : Band Edge Data
Test Site : No.3 OATS
Test Mode : Mode 1 SISO A: Transmit (802.11n-20BW 7.2Mbps) -Channel 165

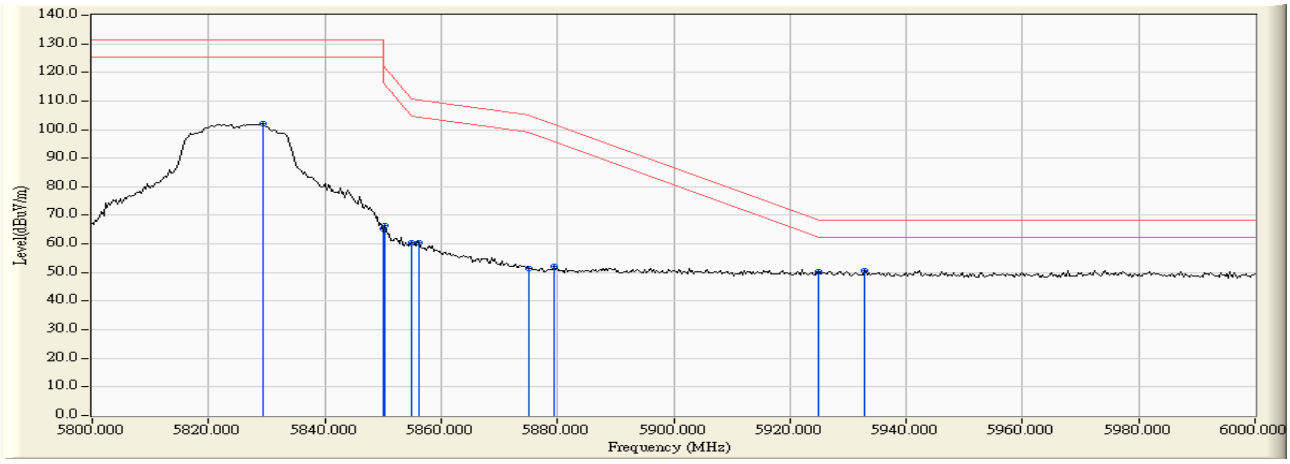

RF Radiated Measurement:

	Frequency (MHz)	Correct Factor (dB)	Reading Level (dBuv)	Measure Level (dBuv /m)	Margin (dB)	Limit (dBuv /m)	Result
Horizontal	5829.275	11.558	90.364	101.921	--	--	--
Horizontal	5850.000	11.701	53.480	65.181	-57.019	122.200	Pass
Horizontal	5850.435	11.704	54.589	66.293	-54.915	121.208	Pass
Horizontal	5855.000	11.735	48.610	60.345	-50.455	110.800	Pass
Horizontal	5856.232	11.744	48.677	60.421	-50.034	110.455	Pass
Horizontal	5875.000	11.873	39.604	51.477	-53.723	105.200	Pass
Horizontal	5879.420	11.903	40.271	52.175	-49.754	101.929	Pass
Horizontal	5925.000	12.068	38.039	50.108	-18.092	68.200	Pass
Horizontal	5932.754	12.076	38.700	50.775	-17.425	68.200	Pass

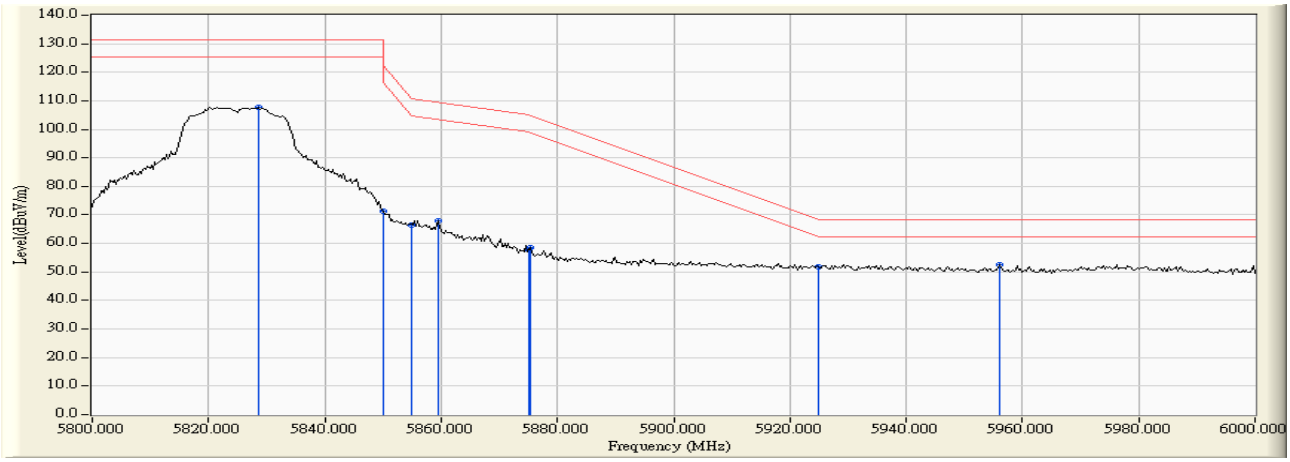

RF Radiated Measurement:

	Frequency (MHz)	Correct Factor (dB)	Reading Level (dBuv)	Measure Level (dBuv /m)	Margin (dB)	Limit (dBuv /m)	Result
Vertical	5828.696	12.728	95.062	107.791	--	--	--
Vertical	5850.000	12.774	58.725	71.499	-50.701	122.200	Pass
Vertical	5855.000	12.784	53.670	66.454	-44.346	110.800	Pass
Vertical	5859.420	12.793	55.260	68.053	-41.509	109.562	Pass
Vertical	5875.000	12.825	44.995	57.820	-47.380	105.200	Pass
Vertical	5875.362	12.826	45.601	58.427	-46.505	104.932	Pass
Vertical	5925.000	12.911	38.754	51.665	-16.535	68.200	Pass
Vertical	5955.942	12.952	39.443	52.395	-15.805	68.200	Pass

Product : Intel® Dual Band Wireless-AC 8260
Test Item : Band Edge Data
Test Site : No.3 OATS
Test Mode : Mode 1 SISO A: Transmit (802.11n-40BW 15Mbps) -Channel 38

RF Radiated Measurement (Horizontal):

Channel No.	Frequency (MHz)	Correct Factor (dB)	Reading Level (dBμV)	Emission Level (dBμV/m)	Peak Limit (dBμV/m)	Average Limit (dBμV/m)	Result
38 (Peak)	5150.000	2.796	61.848	64.644	74.00	54.00	Pass
38 (Peak)	5198.200	2.636	101.435	104.071	--	--	--
38 (Average)	5150.000	2.796	47.182	49.978	74.00	54.00	Pass
38 (Average)	5195.000	2.646	89.644	92.291	--	--	--

Figure Channel 38: Horizontal (Peak)

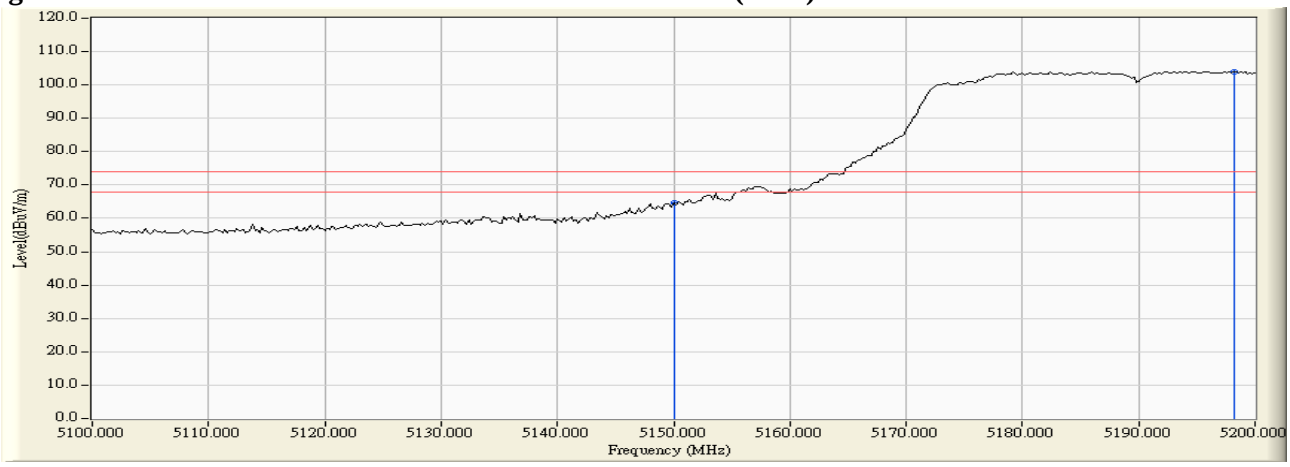

Figure Channel 38: Horizontal (Average)

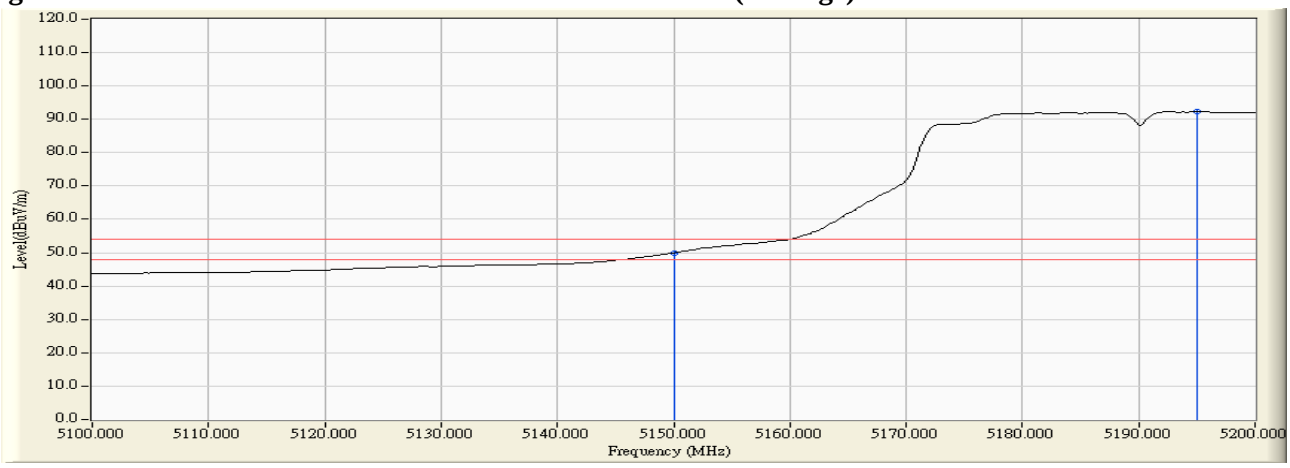

Note:

1. All readings above 1GHz are performed with peak and/or average measurements as necessary.
2. Peak measurements: RBW = 1MHz, VBW = 3 MHz, Sweep: Auto.
3. Average measurements: RBW = 1MHz, VBW = 10 Hz, Sweep: Auto.
4. " * ", means this data is the worst emission level.
5. Measurement Level = Reading Level + Correct Factor.
6. The average measurement was not performed when the peak measured data under the limit of average detection.

Product : Intel® Dual Band Wireless-AC 8260
Test Item : Band Edge Data
Test Site : No.3 OATS
Test Mode : Mode 1 SISO A: Transmit (802.11n-40BW 15Mbps) -Channel 38

RF Radiated Measurement (Vertical):

Channel No.	Frequency (MHz)	Correct Factor (dB)	Reading Level (dBμV)	Emission Level (dBμV/m)	Peak Limit (dBμV/m)	Average Limit (dBμV/m)	Result
38 (Peak)	5149.000	3.327	65.115	68.442	74.00	54.00	Pass
38 (Peak)	5150.000	3.331	64.747	68.079	74.00	54.00	Pass
38 (Peak)	5186.200	3.502	105.030	108.532	--	--	--
38 (Average)	5150.000	3.331	50.181	53.513	74.00	54.00	Pass
38 (Average)	5195.000	3.545	92.977	96.522	--	--	--

Figure Channel 38: Vertical (Peak)

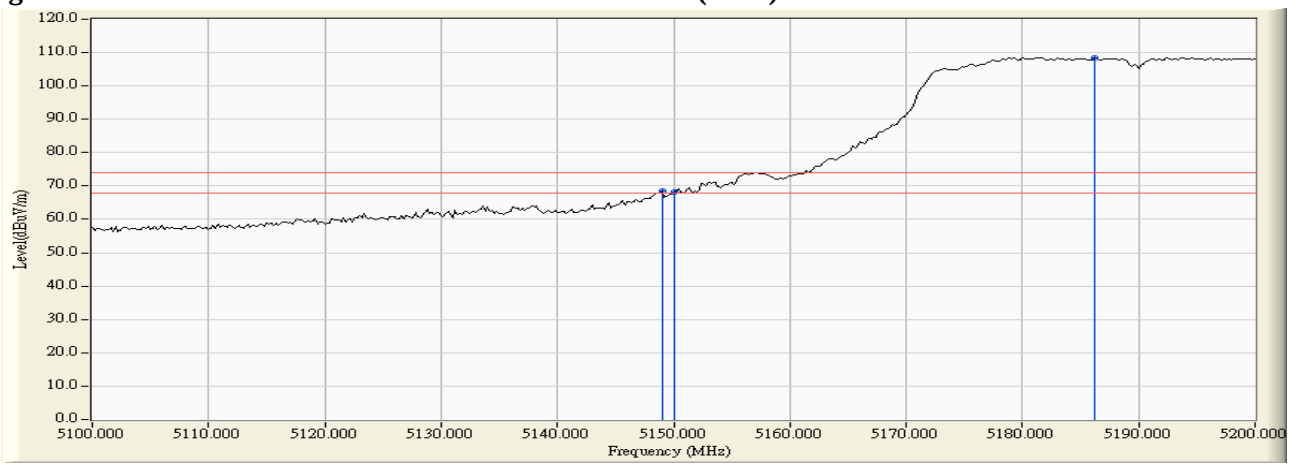

Figure Channel 38: Vertical (Average)

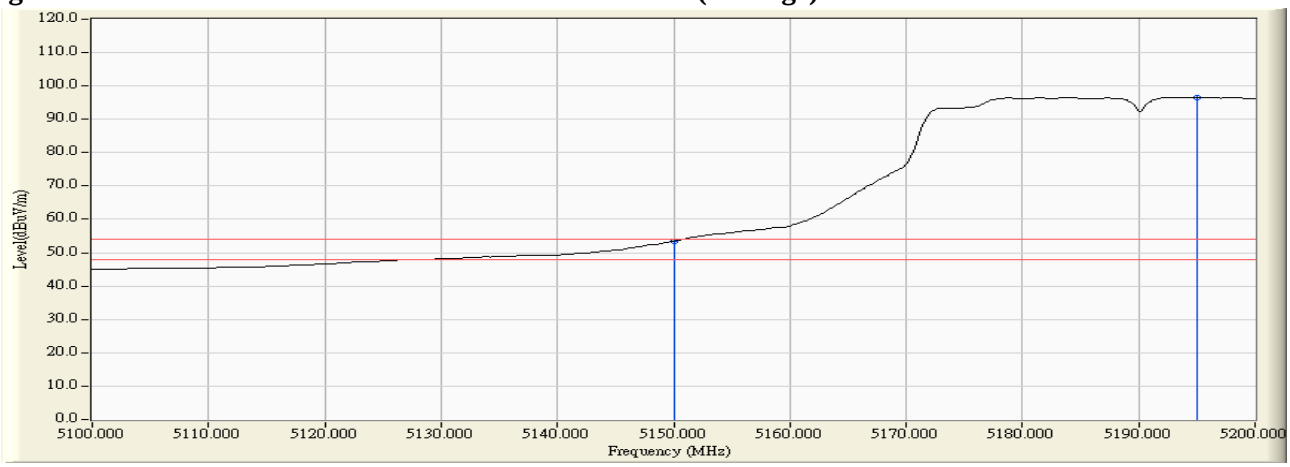

Note:

1. All readings above 1GHz are performed with peak and/or average measurements as necessary.
2. Peak measurements: RBW = 1MHz, VBW = 3 MHz, Sweep: Auto.
3. Average measurements: RBW = 1MHz, VBW = 10 Hz, Sweep: Auto.
4. " * ", means this data is the worst emission level.
5. Measurement Level = Reading Level + Correct Factor.
6. The average measurement was not performed when the peak measured data under the limit of average detection.

Product : Intel® Dual Band Wireless-AC 8260
Test Item : Band Edge Data
Test Site : No.3 OATS
Test Mode : Mode 1 SISO A: Transmit (802.11n-40BW 15Mbps) -Channel 62

RF Radiated Measurement (Horizontal):

Channel No.	Frequency (MHz)	Correct Factor (dB)	Reading Level (dBμV)	Emission Level (dBμV/m)	Peak Limit (dBμV/m)	Arerage Limit (dBμV/m)	Result
62 (Peak)	5320.200	3.642	99.848	103.490	--	--	--
62 (Peak)	5350.000	3.575	61.365	64.940	74.00	54.00	Pass
62 (Peak)	5354.600	3.549	62.458	66.007	74.00	54.00	Pass
62 (Average)	5321.200	3.640	87.951	91.591	--	--	--
62 (Average)	5350.000	3.575	47.076	50.651	74.00	54.00	Pass

Figure Channel 62: Horizontal (Peak)

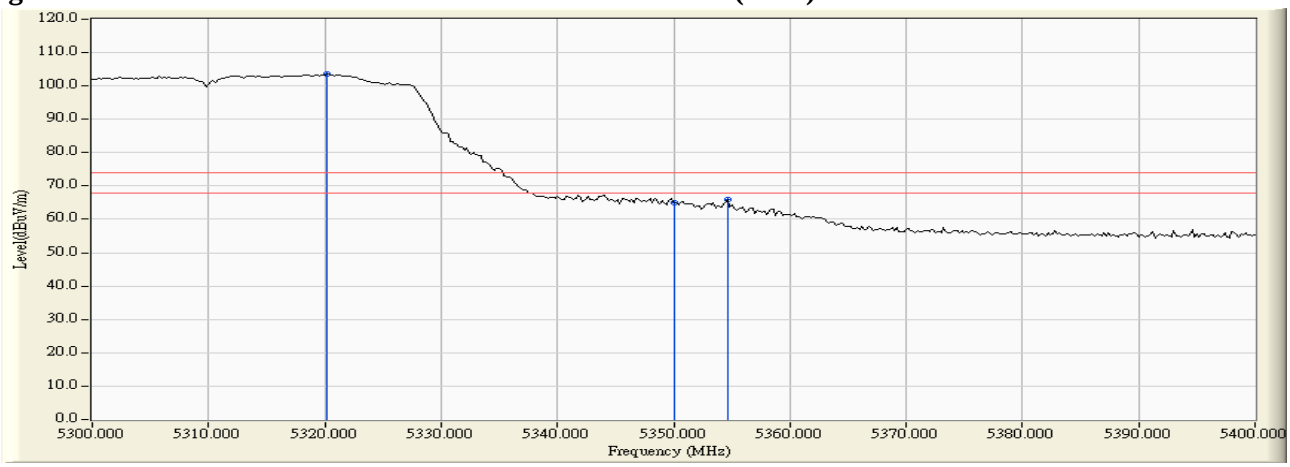

Figure Channel 62: Horizontal (Average)

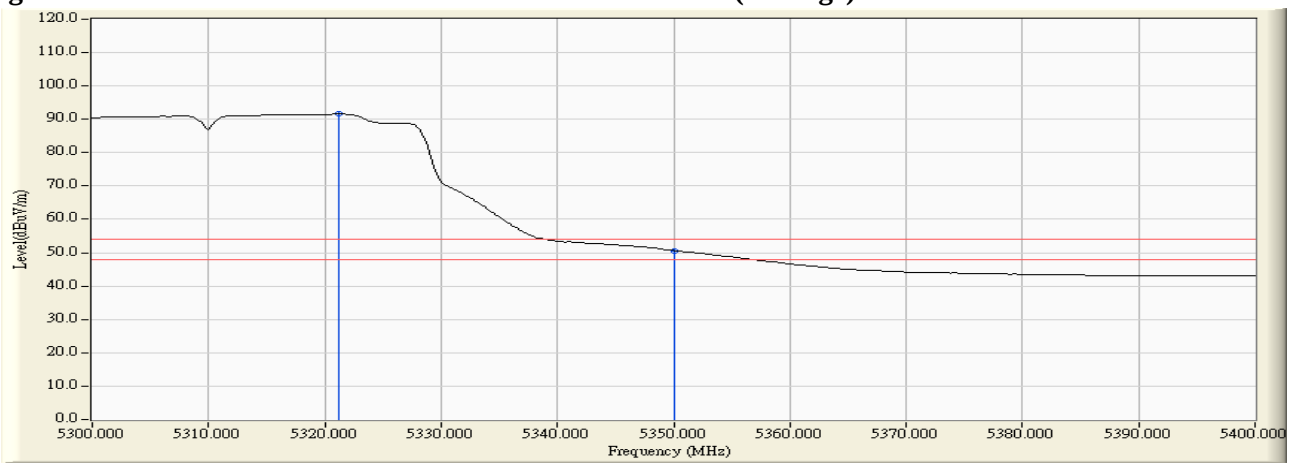

Note:

1. All readings above 1GHz are performed with peak and/or average measurements as necessary.
2. Peak measurements: RBW = 1MHz, VBW = 3 MHz, Sweep: Auto.
3. Average measurements: RBW = 1MHz, VBW = 10 Hz, Sweep: Auto.
4. " * ", means this data is the worst emission level.
5. Measurement Level = Reading Level + Correct Factor.
6. The average measurement was not performed when the peak measured data under the limit of average detection.

Product : Intel® Dual Band Wireless-AC 8260
Test Item : Band Edge Data
Test Site : No.3 OATS
Test Mode : Mode 1 SISO A: Transmit (802.11n-40BW 15Mbps) -Channel 62

RF Radiated Measurement (Vertical):

Channel No.	Frequency (MHz)	Correct Factor (dB)	Reading Level (dBμV)	Emission Level (dBμV/m)	Peak Limit (dBμV/m)	Arerage Limit (dBμV/m)	Result
62 (Peak)	5313.600	3.881	104.566	108.448	--	--	--
62 (Peak)	5350.000	3.900	62.860	66.760	74.00	54.00	Pass
62 (Peak)	5350.800	3.900	64.775	68.675	74.00	54.00	Pass
62 (Average)	5321.200	3.888	92.379	96.267	--	--	--
62 (Average)	5350.000	3.900	49.580	53.480	74.00	54.00	Pass

Figure Channel 62: Vertical (Peak)

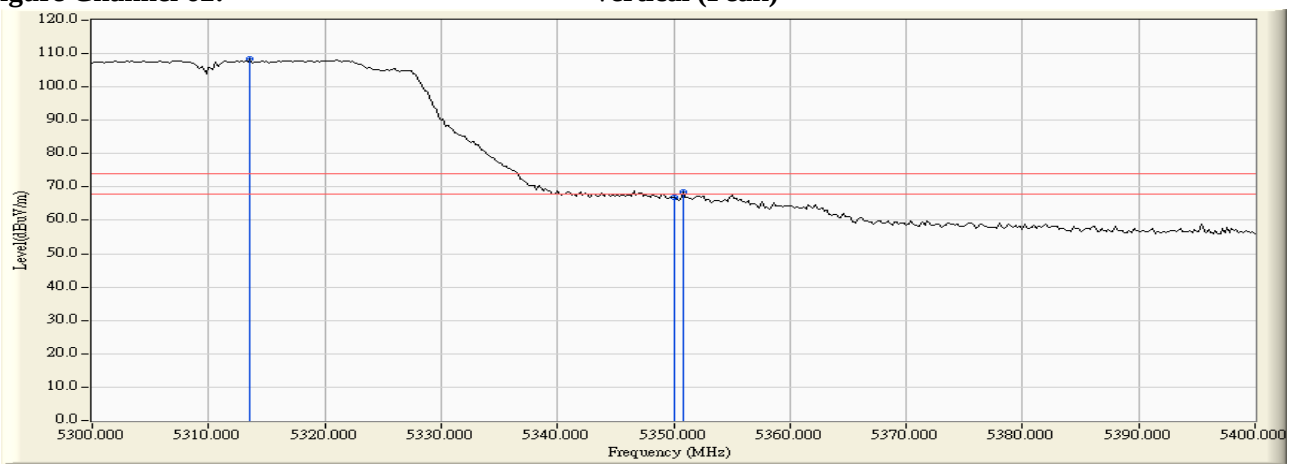

Figure Channel 62: Vertical (Average)

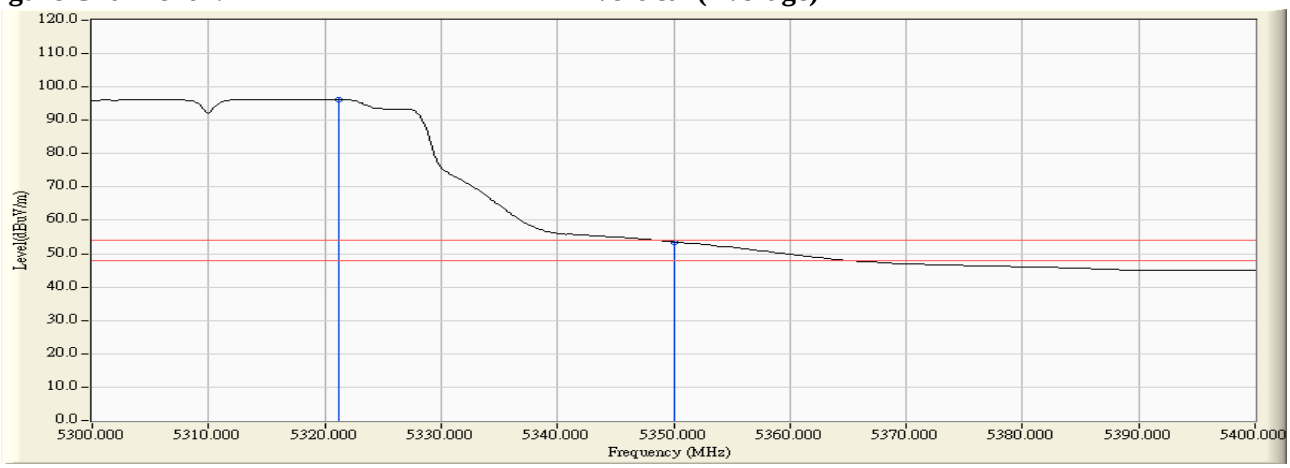

Note:

1. All readings above 1GHz are performed with peak and/or average measurements as necessary.
2. Peak measurements: RBW = 1MHz, VBW = 3 MHz, Sweep: Auto.
3. Average measurements: RBW = 1MHz, VBW = 10 Hz, Sweep: Auto.
4. " * ", means this data is the worst emission level.
5. Measurement Level = Reading Level + Correct Factor.
6. The average measurement was not performed when the peak measured data under the limit of average detection.

Product : Intel® Dual Band Wireless-AC 8260
Test Item : Band Edge Data
Test Site : No.3 OATS
Test Mode : Mode 1 SISO A: Transmit (802.11n-40BW 15Mbps) -Channel 102

RF Radiated Measurement (Horizontal):

Channel No.	Frequency (MHz)	Correct Factor (dB)	Reading Level (dBμV)	Emission Level (dBμV/m)	Peak Limit (dBμV/m)	Arerage Limit (dBμV/m)	Result
102 (Peak)	5458.800	3.751	57.282	61.034	74.00	54.00	Pass
102 (Peak)	5460.000	3.775	57.065	60.840	74.00	54.00	Pass
102 (Peak)	5500.200	4.481	96.466	100.947	--	--	--
102 (Average)	5460.000	3.775	44.179	47.954	74.00	54.00	Pass
102 (Average)	5499.000	4.466	84.700	89.165	--	--	--

Figure Channel 102: Horizontal (Peak)

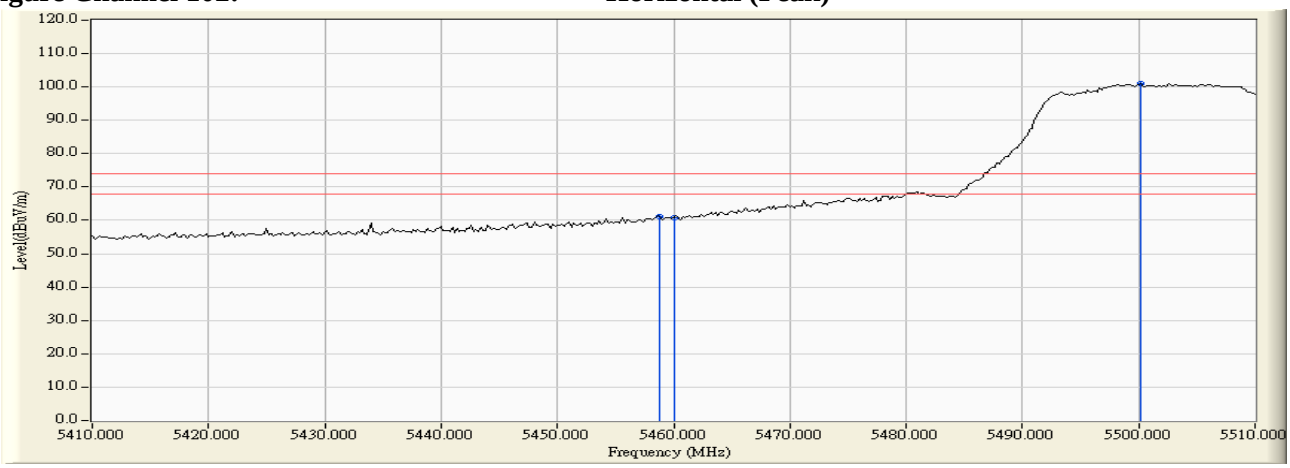

Figure Channel 102: Horizontal (Average)

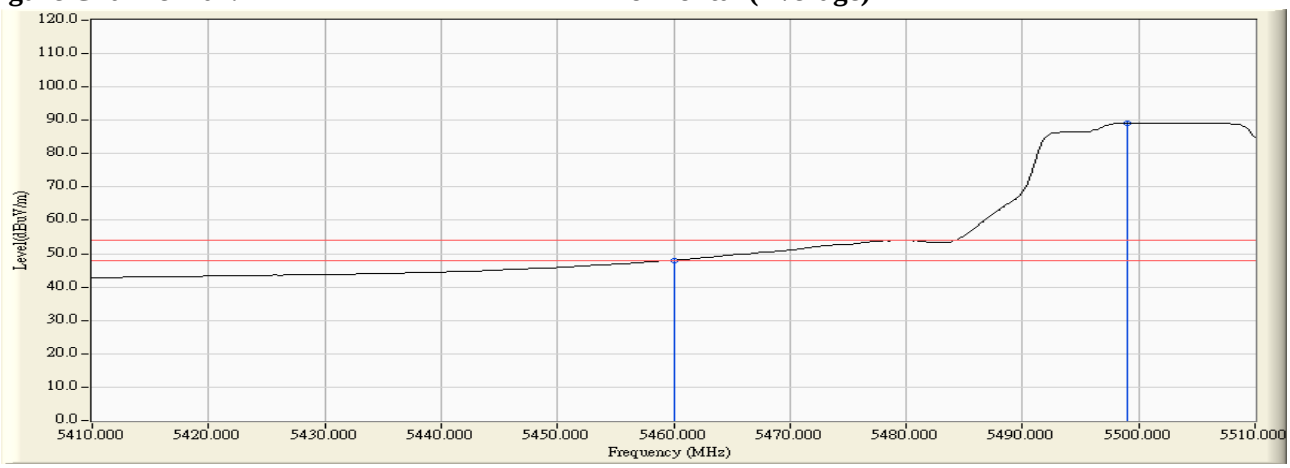

Note:

1. All readings above 1GHz are performed with peak and/or average measurements as necessary.
2. Peak measurements: RBW = 1MHz, VBW = 3 MHz, Sweep: Auto.
3. Average measurements: RBW = 1MHz, VBW = 10 Hz, Sweep: Auto.
4. " * ", means this data is the worst emission level.
5. Measurement Level = Reading Level + Correct Factor.
6. The average measurement was not performed when the peak measured data under the limit of average detection.

Product : Intel® Dual Band Wireless-AC 8260
Test Item : Band Edge Data
Test Site : No.3 OATS
Test Mode : Mode 1 SISO A: Transmit (802.11n-40BW 15Mbps) -Channel 102

RF Radiated Measurement (Vertical):

Channel No.	Frequency (MHz)	Correct Factor (dB)	Reading Level (dBμV)	Emission Level (dBμV/m)	Peak Limit (dBμV/m)	Arerage Limit (dBμV/m)	Result
102 (Peak)	5458.400	3.912	63.877	67.789	74.00	54.00	Pass
102 (Peak)	5460.000	3.934	62.998	66.933	74.00	54.00	Pass
102 (Peak)	5502.600	4.486	104.619	109.106	--	--	--
102 (Average)	5460.000	36.680	49.633	53.568	74.00	54.00	Pass
102 (Average)	5507.600	37.206	92.413	96.924	--	--	--

Figure Channel 102: Vertical (Peak)

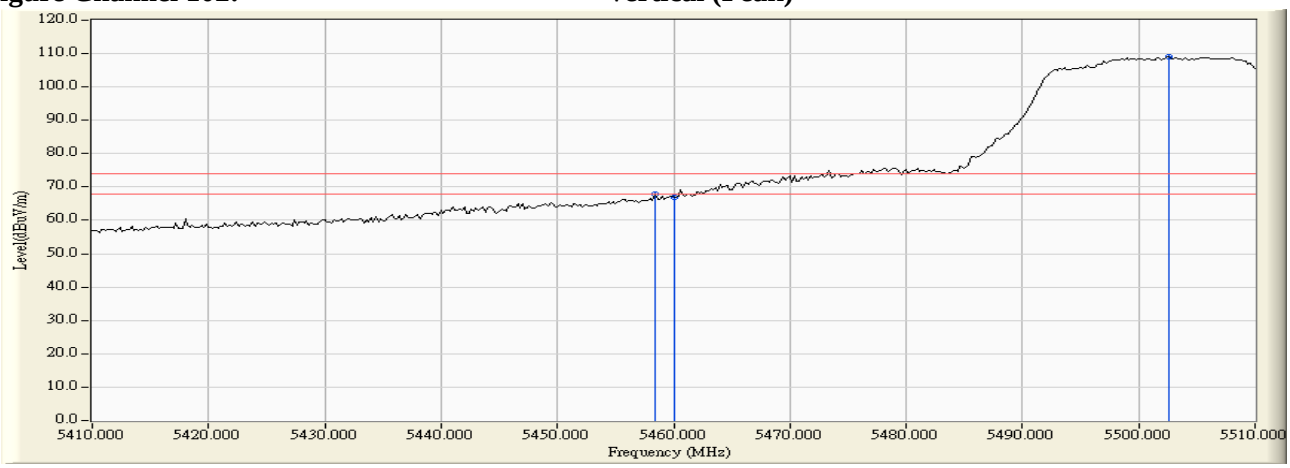

Figure Channel 102: Vertical (Average)

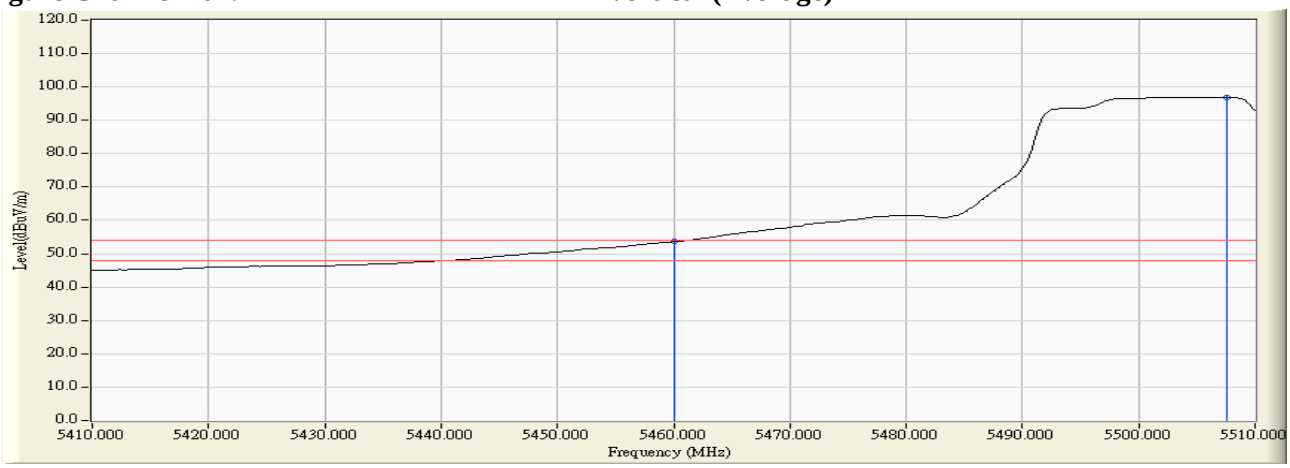

Note:

1. All readings above 1GHz are performed with peak and/or average measurements as necessary.
2. Peak measurements: RBW = 1MHz, VBW = 3 MHz, Sweep: Auto.
3. Average measurements: RBW = 1MHz, VBW = 10 Hz, Sweep: Auto.
4. " * ", means this data is the worst emission level.
5. Measurement Level = Reading Level + Correct Factor.
6. The average measurement was not performed when the peak measured data under the limit of average detection.

Product : Intel® Dual Band Wireless-AC 8260
Test Item : Band Edge Data
Test Site : No.3 OATS
Test Mode : Mode 1 SISO A: Transmit (802.11n-40BW 15Mbps) -Channel 102

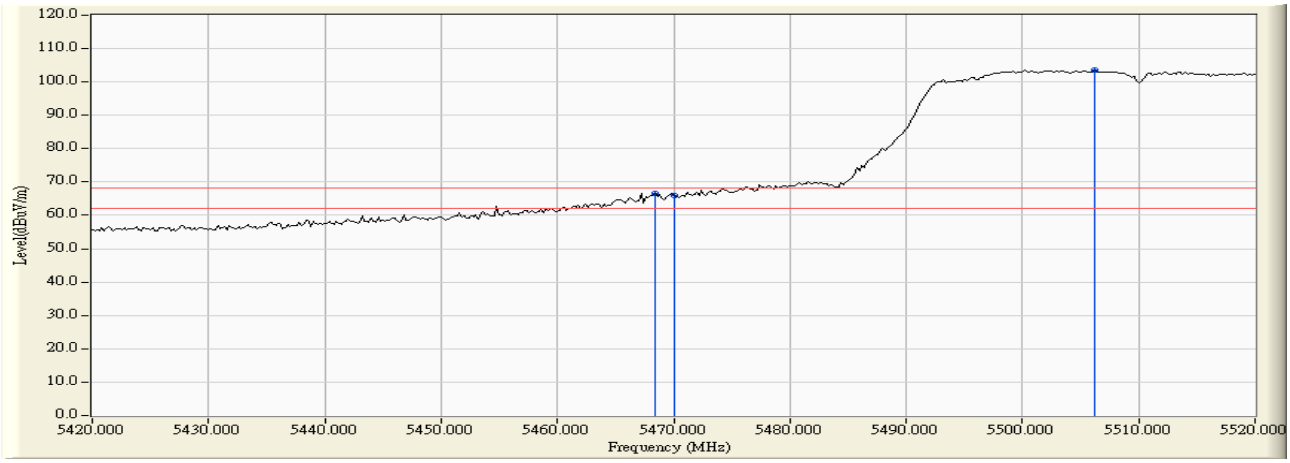

RF Radiated Measurement:

	Frequency (MHz)	Correct Factor (dB)	Reading Level (dBμV)	Measure Level (dBμV/m)	Margin (dB)	Limit (dBμV/m)	Result
Horizontal	5468.400	3.939	62.661	66.600	-1.620	68.220	Pass
Horizontal	5470.000	3.970	61.857	65.827	-2.393	68.220	Pass
Horizontal	5506.200	4.545	98.992	103.537	--	--	Pass

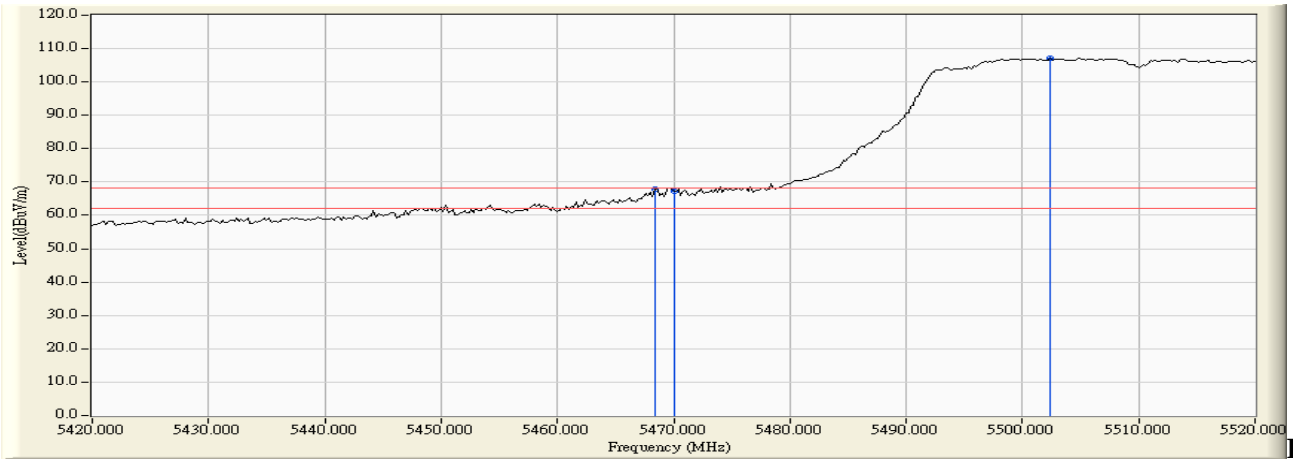

R

F Radiated Measurement:

	Frequency (MHz)	Correct Factor (dB)	Reading Level (dBμV)	Measure Level (dBμV/m)	Margin (dB)	Limit (dBμV/m)	Result
Vertical	5468.400	4.057	63.736	67.792	-0.428	68.220	Pass
Vertical	5470.000	4.079	63.068	67.147	-1.073	68.220	Pass
Vertical	5502.400	4.485	102.776	107.260	--	--	Pass

Product : Intel® Dual Band Wireless-AC 8260
Test Item : Band Edge Data
Test Site : No.3 OATS
Test Mode : Mode 1 SISO A: Transmit (802.11n-40BW 15Mbps) -Channel 134

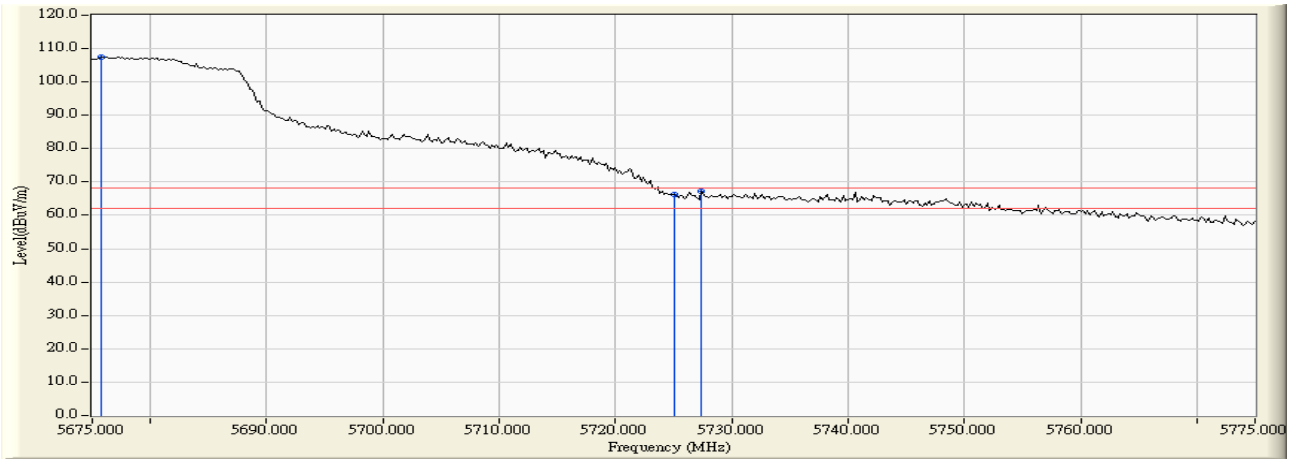

RF Radiated Measurement:

	Frequency (MHz)	Correct Factor (dB)	Reading Level (dBμV)	Measure Level (dBμV/m)	Margin (dB)	Limit (dBμV/m)	Result
Horizontal	5675.800	4.910	102.685	107.595	--	--	Pass
Horizontal	5725.000	5.104	61.177	66.280	-1.940	68.220	Pass
Horizontal	5727.400	5.113	62.091	67.204	-1.016	68.220	Pass

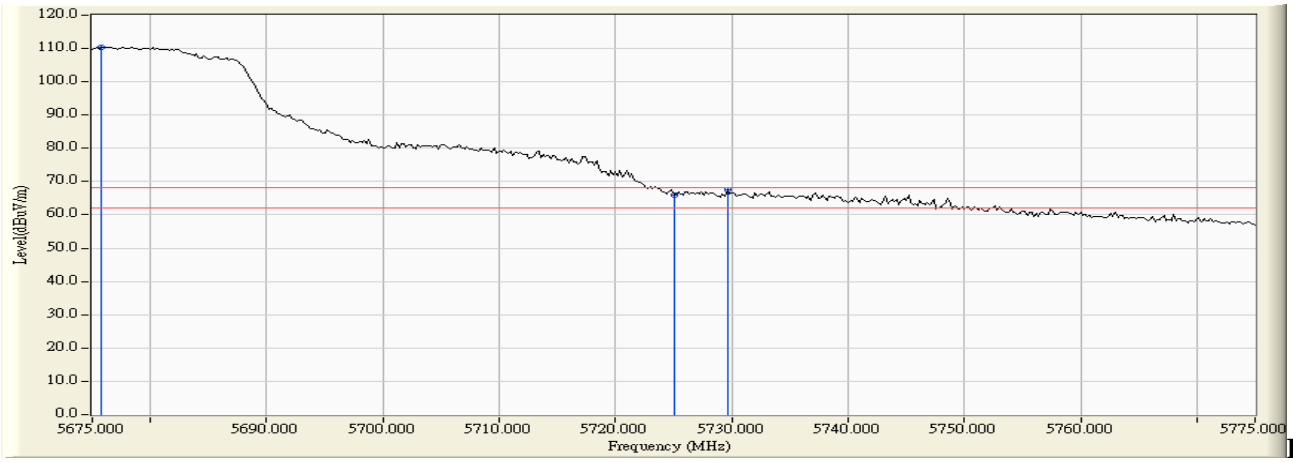

RF Radiated Measurement:

	Frequency (MHz)	Correct Factor (dB)	Reading Level (dBμV)	Measure Level (dBμV/m)	Margin (dB)	Limit (dBμV/m)	Result
Vertical	5675.800	4.271	106.203	110.474	--	--	Pass
Vertical	5725.000	4.215	61.792	66.007	-2.213	68.220	Pass
Vertical	5729.600	4.228	63.300	67.528	-0.692	68.220	Pass

Product : Intel® Dual Band Wireless-AC 8260
Test Item : Band Edge Data
Test Site : No.3 OATS
Test Mode : Mode 1 SISO A: Transmit (802.11n-40BW 15Mbps) -Channel 151

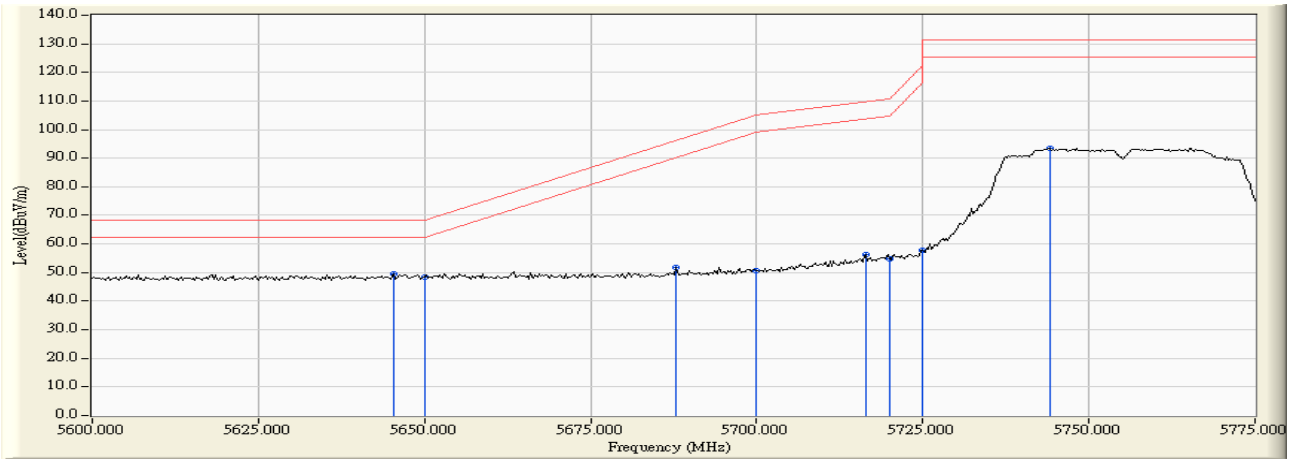

RF Radiated Measurement :

	Frequency (MHz)	Correct Factor (dB)	Reading Level (dBuv)	Measure Level (dBuv /m)	Margin (dB)	Limit (dBuv /m)	Result
Horizontal	5645.399	11.544	37.880	49.424	-18.796	68.220	Pass
Horizontal	5650.000	11.554	36.927	48.482	-19.738	68.220	Pass
Horizontal	5687.754	11.643	40.057	51.700	-44.443	96.143	Pass
Horizontal	5700.000	11.647	38.947	50.594	-54.606	105.200	Pass
Horizontal	5716.413	11.618	44.661	56.279	-53.517	109.796	Pass
Horizontal	5720.000	11.607	43.030	54.637	-56.163	110.800	Pass
Horizontal	5725.000	11.592	46.166	57.758	-64.442	122.200	Pass
Horizontal	5744.058	11.530	81.982	93.513	--	--	--

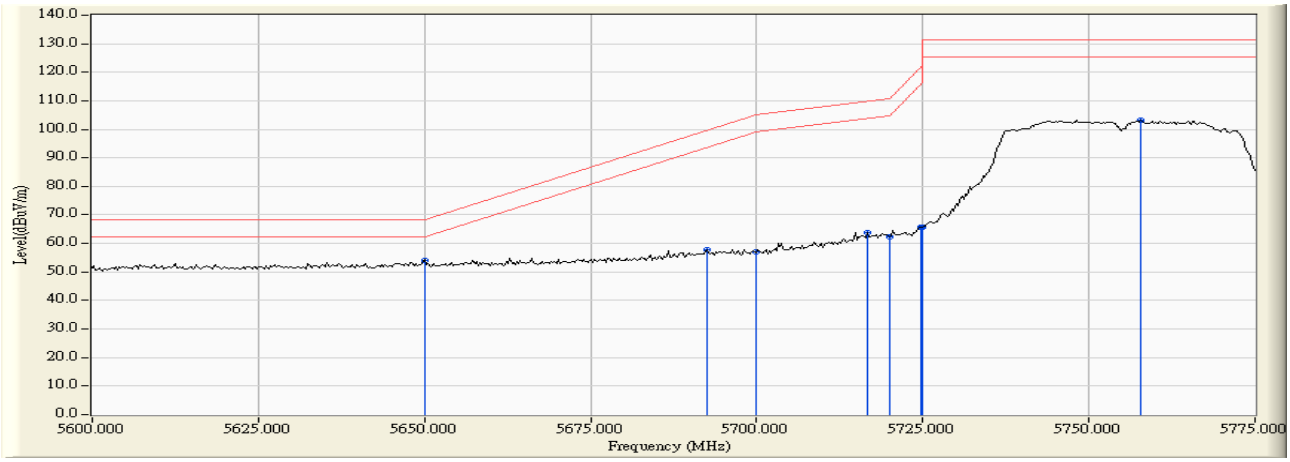

RF Radiated Measurement:

	Frequency (MHz)	Correct Factor (dB)	Reading Level (dBuv)	Measure Level (dBuv /m)	Margin (dB)	Limit (dBuv /m)	Result
Vertical	5650.000	13.029	41.046	54.075	-14.145	68.220	Pass
Vertical	5692.572	13.017	44.875	57.892	-41.814	99.706	Pass
Vertical	5700.000	13.003	44.075	57.078	-48.122	105.200	Pass
Vertical	5716.667	12.958	50.995	63.954	-45.913	109.867	Pass
Vertical	5720.000	12.947	49.433	62.380	-48.420	110.800	Pass
Vertical	5724.783	12.932	52.821	65.752	-55.953	121.705	Pass
Vertical	5725.000	12.930	52.618	65.548	-56.652	122.200	Pass
Vertical	5757.753	12.815	90.299	103.114	--	--	--

Product : Intel® Dual Band Wireless-AC 8260
Test Item : Band Edge Data
Test Site : No.3 OATS
Test Mode : Mode 1 SISO A: Transmit (802.11n-40BW 15Mbps) -Channel 159

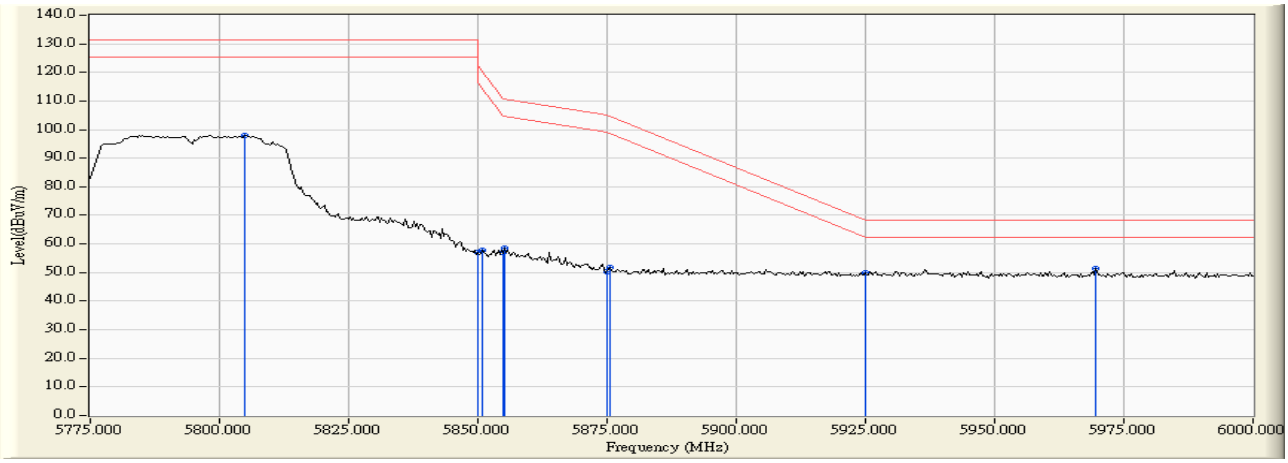

RF Radiated Measurement:

	Frequency (MHz)	Correct Factor (dB)	Reading Level (dBuv)	Measure Level (dBuv /m)	Margin (dB)	Limit (dBuv /m)	Result
Horizontal	5805.000	11.409	86.468	97.877	--	--	--
Horizontal	5850.000	11.701	45.173	56.874	-65.326	122.200	Pass
Horizontal	5850.978	11.707	46.176	57.883	-62.087	119.970	Pass
Horizontal	5855.000	11.735	45.430	57.165	-53.635	110.800	Pass
Horizontal	5855.217	11.736	46.756	58.493	-52.246	110.739	Pass
Horizontal	5875.000	11.873	38.583	50.456	-54.744	105.200	Pass
Horizontal	5875.435	11.875	40.008	51.884	-52.994	104.878	Pass
Horizontal	5925.000	12.068	37.718	49.787	-18.413	68.200	Pass
Horizontal	5969.674	12.106	39.168	51.273	-16.927	68.200	Pass

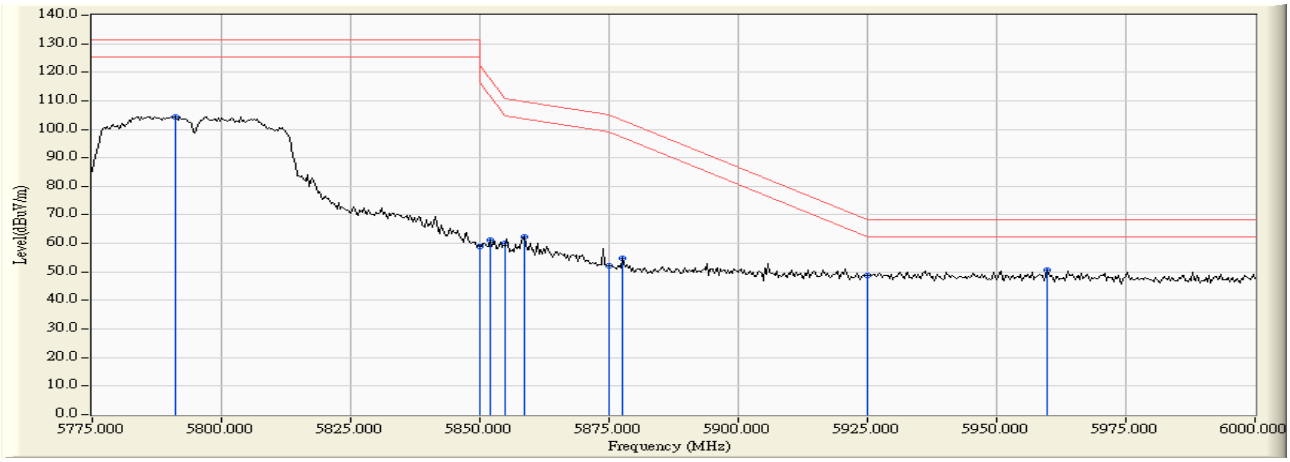

RF Radiated Measurement:

	Frequency (MHz)	Correct Factor (dB)	Reading Level (dBuv)	Measure Level (dBuv /m)	Margin (dB)	Limit (dBuv /m)	Result
Vertical	5790.978	12.699	91.771	104.470	--	--	--
Vertical	5850.000	12.774	46.069	58.843	-63.357	122.200	Pass
Vertical	5851.957	12.778	48.415	61.193	-56.545	117.738	Pass
Vertical	5855.000	12.784	47.132	59.916	-50.884	110.800	Pass
Vertical	5858.478	12.791	49.398	62.189	-47.637	109.826	Pass
Vertical	5875.000	12.825	39.305	52.130	-53.070	105.200	Pass
Vertical	5877.717	12.830	42.083	54.914	-48.275	103.189	Pass
Vertical	5925.000	12.911	35.734	48.645	-19.555	68.200	Pass
Vertical	5959.891	12.958	37.631	50.588	-17.612	68.200	Pass

Product : Intel® Dual Band Wireless-AC 8260
Test Item : Band Edge Data
Test Site : No.3 OATS
Test Mode : Mode 1 SISO A: Transmit (802.11ac-80BW-32.5Mbps) -Channel 42

RF Radiated Measurement (Horizontal):

Channel No.	Frequency (MHz)	Correct Factor (dB)	Reading Level (dBμV)	Emission Level (dBμV/m)	Peak Limit (dBμV/m)	Average Limit (dBμV/m)	Result
42 (Peak)	5143.400	2.817	62.337	65.153	74.00	54.00	Pass
42 (Peak)	5150.000	2.796	61.311	64.107	74.00	54.00	Pass
42 (Peak)	5197.000	2.640	97.765	100.405	--	--	--
42 (Average)	5150.000	2.796	47.697	50.493	74.00	54.00	Pass
42 (Average)	5196.400	2.642	84.393	87.035	--	--	--

Figure Channel 42: Horizontal (Peak)

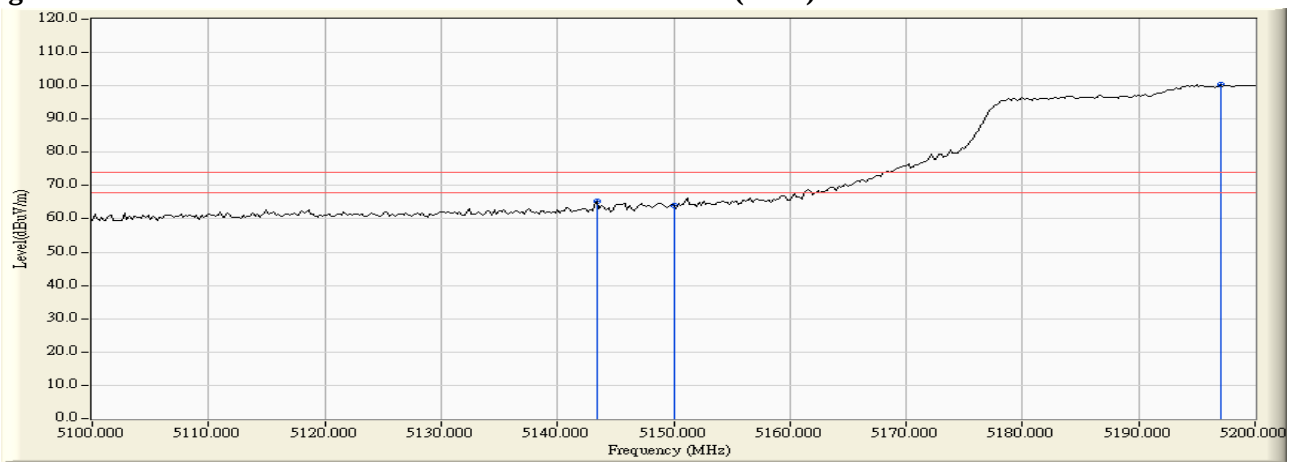

Figure Channel 42: Horizontal (Average)

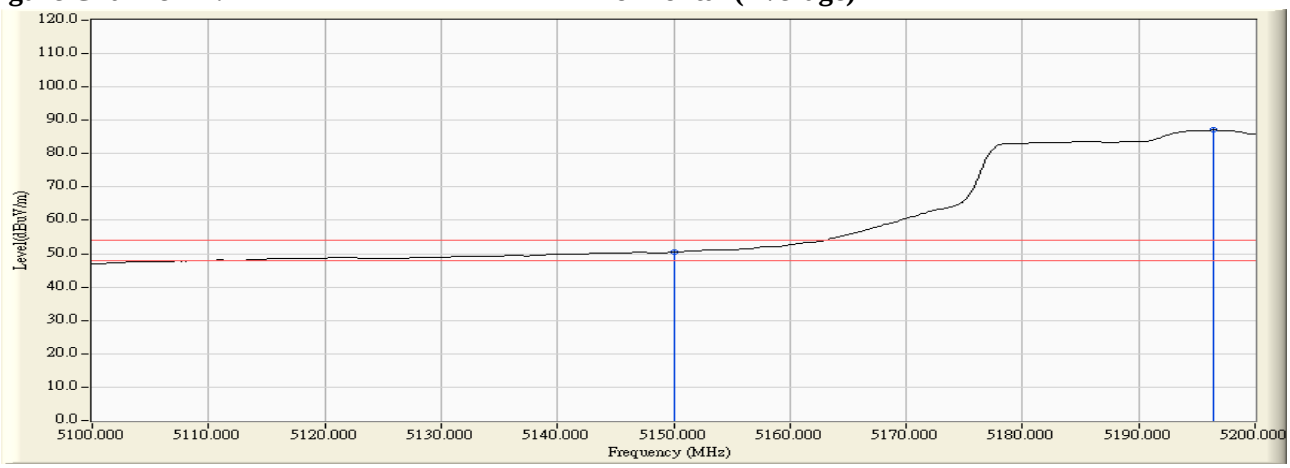

Note:
1. All readings above 1GHz are performed with peak and/or average measurements as necessary.
2. Peak measurements: RBW = 1MHz, VBW = 3 MHz, Sweep: Auto.
3. Average measurements: RBW = 1MHz, VBW = 10 Hz, Sweep: Auto.
4. " * ", means this data is the worst emission level.
5. Measurement Level = Reading Level + Correct Factor.
6. The average measurement was not performed when the peak measured data under the limit of average detection.

Product : Intel® Dual Band Wireless-AC 8260
Test Item : Band Edge Data
Test Site : No.3 OATS
Test Mode : Mode 1 SISO A: Transmit (802.11ac-80BW-32.5Mbps) -Channel 42

RF Radiated Measurement (Vertical):

Channel No.	Frequency (MHz)	Correct Factor (dB)	Reading Level (dBμV)	Emission Level (dBμV/m)	Peak Limit (dBμV/m)	Average Limit (dBμV/m)	Result
42 (Peak)	5149.000	3.327	65.644	68.971	74.00	54.00	Pass
42 (Peak)	5150.000	3.331	65.174	68.506	74.00	54.00	Pass
42 (Peak)	5198.800	3.564	102.601	106.165	--	--	--
42 (Average)	5150.000	3.331	50.470	53.802	74.00	54.00	Pass
42 (Average)	5198.600	3.562	88.698	92.261	--	--	--

Figure Channel 42: Vertical (Peak)

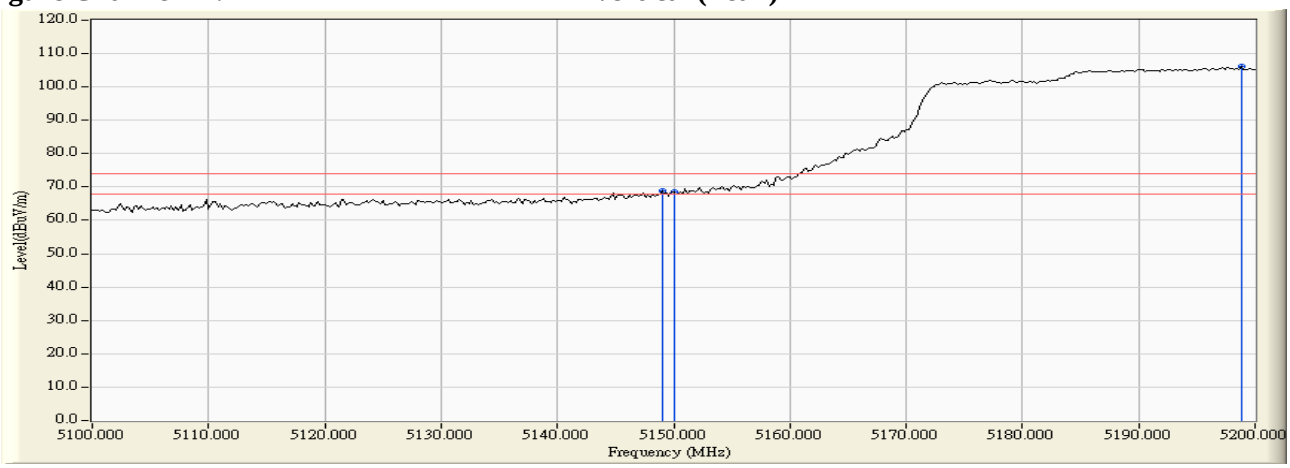

Figure Channel 42: Vertical (Average)

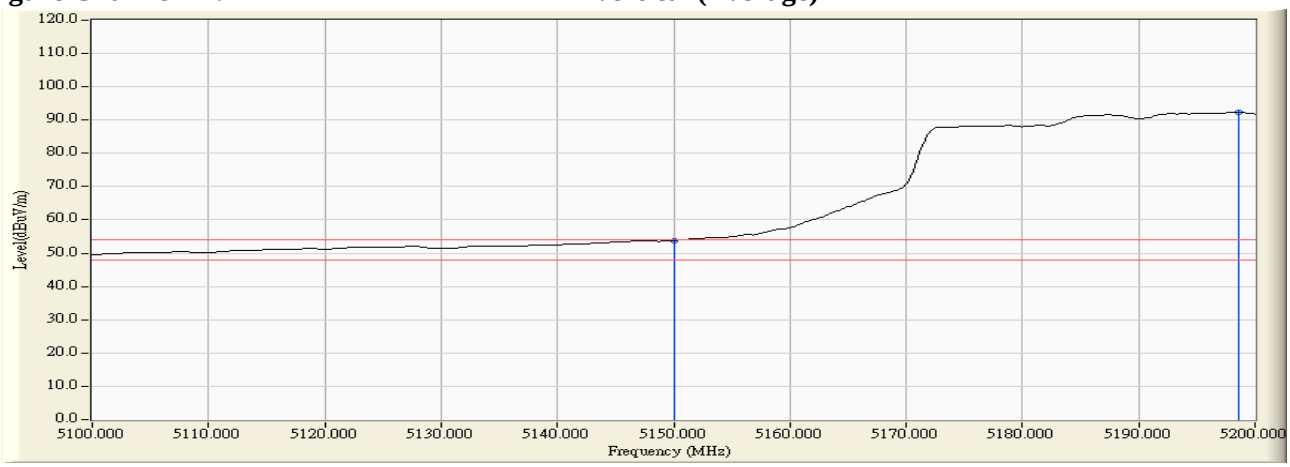

Note:

1. All readings above 1GHz are performed with peak and/or average measurements as necessary.
2. Peak measurements: RBW = 1MHz, VBW = 3 MHz, Sweep: Auto.
3. Average measurements: RBW = 1MHz, VBW = 10 Hz, Sweep: Auto.
4. " * ", means this data is the worst emission level.
5. Measurement Level = Reading Level + Correct Factor.
6. The average measurement was not performed when the peak measured data under the limit of average detection.

Product : Intel® Dual Band Wireless-AC 8260
Test Item : Band Edge Data
Test Site : No.3 OATS
Test Mode : Mode 1 SISO A: Transmit (802.11ac-80BW-32.5Mbps) -Channel 58

RF Radiated Measurement (Horizontal):

Channel No.	Frequency (MHz)	Correct Factor (dB)	Reading Level (dBμV)	Emission Level (dBμV/m)	Peak Limit (dBμV/m)	Average Limit (dBμV/m)	Result
58 (Peak)	5312.200	3.657	96.959	100.617	--	--	--
58 (Peak)	5350.000	3.575	65.789	69.364	74.00	54.00	Pass
58 (Peak)	5351.800	3.570	65.966	69.536	74.00	54.00	Pass
58 (Average)	5314.600	3.653	83.302	86.955	--	--	--
58 (Average)	5350.000	3.575	50.401	53.976	74.00	54.00	Pass

Figure Channel 58: Horizontal (Peak)

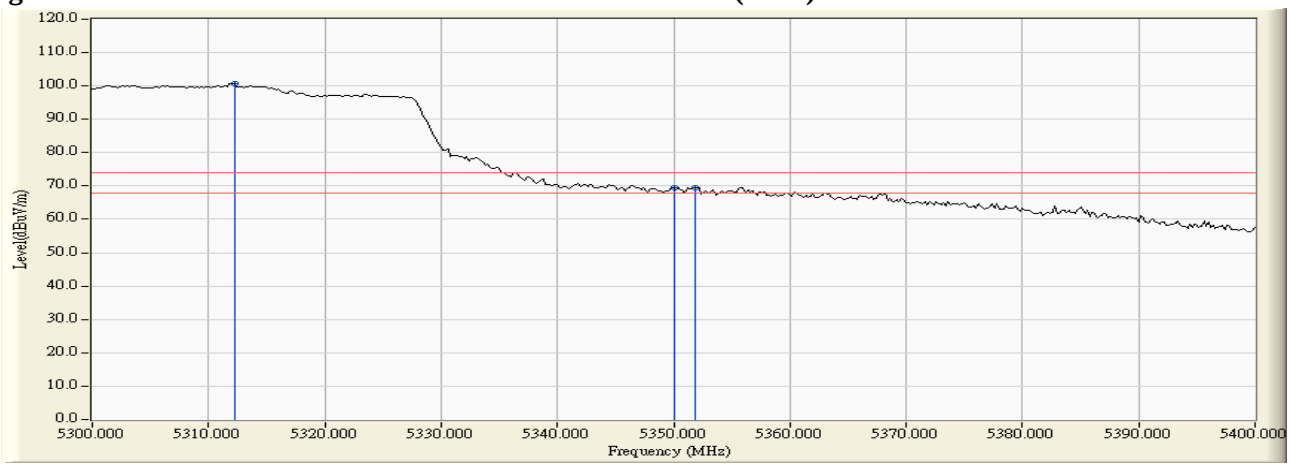

Figure Channel 58: Horizontal (Average)

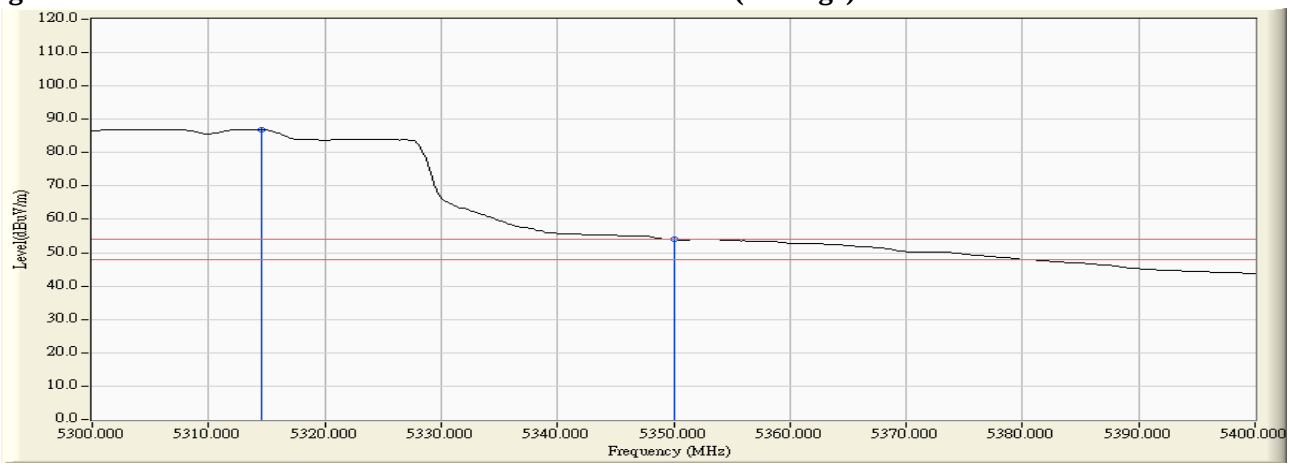

Note:

1. All readings above 1GHz are performed with peak and/or average measurements as necessary.
2. Peak measurements: RBW = 1MHz, VBW = 3 MHz, Sweep: Auto.
3. Average measurements: RBW = 1MHz, VBW = 10 Hz, Sweep: Auto.
4. " * ", means this data is the worst emission level.
5. Measurement Level = Reading Level + Correct Factor.
6. The average measurement was not performed when the peak measured data under the limit of average detection.

Product : Intel® Dual Band Wireless-AC 8260
Test Item : Band Edge Data
Test Site : No.3 OATS
Test Mode : Mode 1 SISO A: Transmit (802.11ac-80BW-32.5Mbps) -Channel 58

RF Radiated Measurement (Vertical):

Channel No.	Frequency (MHz)	Correct Factor (dB)	Reading Level (dBμV)	Emission Level (dBμV/m)	Peak Limit (dBμV/m)	Average Limit (dBμV/m)	Result
58 (Peak)	5300.200	3.869	98.776	102.645	--	--	--
58 (Peak)	5350.000	3.900	62.497	66.397	74.00	54.00	Pass
58 (Peak)	5355.800	3.881	64.747	68.628	74.00	54.00	Pass
58 (Average)	5301.200	3.871	85.556	89.427	--	--	--
58 (Average)	5350.000	3.900	49.348	53.248	74.00	54.00	Pass
58 (Average)	5352.800	3.896	49.612	53.508	74.00	54.00	Pass

Figure Channel 58: Vertical (Peak)

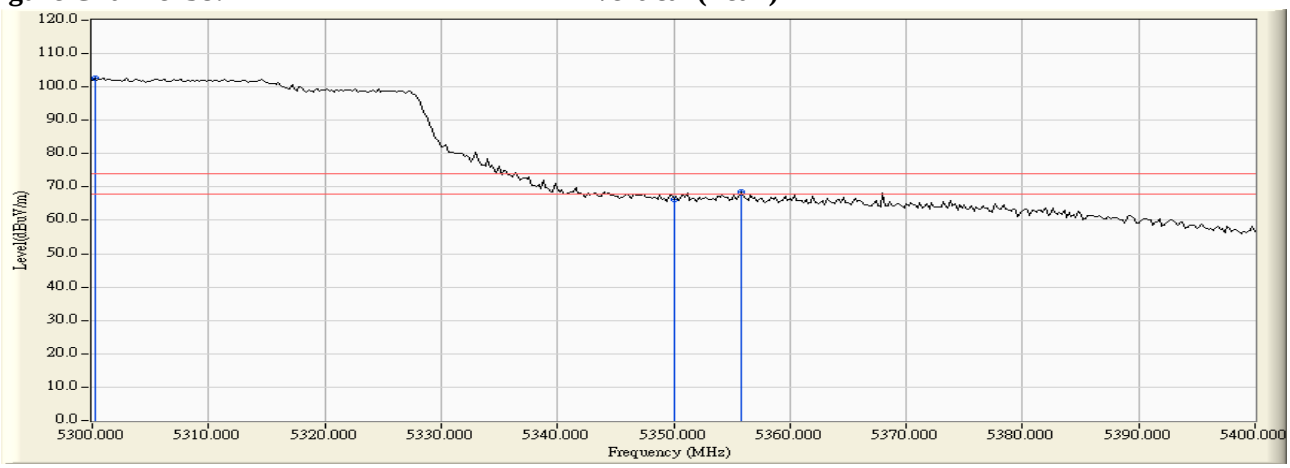

Figure Channel 58: Vertical (Average)

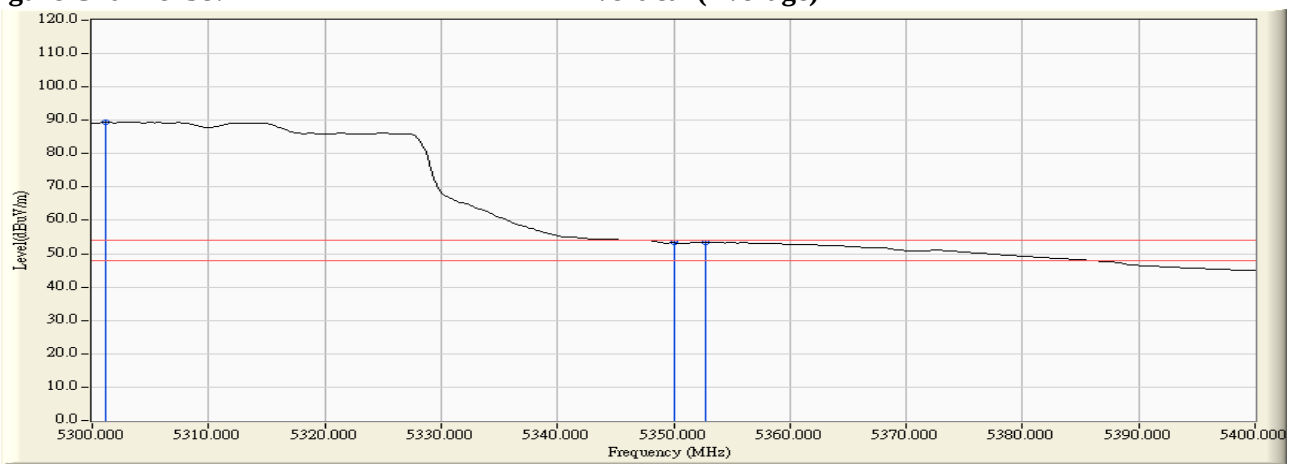

Note:

1. All readings above 1GHz are performed with peak and/or average measurements as necessary.
2. Peak measurements: RBW = 1MHz, VBW = 3 MHz, Sweep: Auto.
3. Average measurements: RBW = 1MHz, VBW = 10 Hz, Sweep: Auto.
4. " * ", means this data is the worst emission level.
5. Measurement Level = Reading Level + Correct Factor.
6. The average measurement was not performed when the peak measured data under the limit of average detection.

Product : Intel® Dual Band Wireless-AC 8260
Test Item : Band Edge Data
Test Site : No.3 OATS
Test Mode : Mode 1 SISO A: Transmit (802.11ac-80BW-32.5Mbps) -Channel 106

RF Radiated Measurement (Horizontal):

Channel No.	Frequency (MHz)	Correct Factor (dB)	Reading Level (dBμV)	Emission Level (dBμV/m)	Peak Limit (dBμV/m)	Average Limit (dBμV/m)	Result
106 (Peak)	5460.000	3.775	61.450	65.225	74.00	54.00	Pass
106 (Peak)	5508.800	4.543	96.402	100.945	--	--	--
106 (Average)	5457.600	3.728	47.162	50.891	74.00	54.00	Pass
106 (Average)	5460.000	3.775	47.039	50.814	74.00	54.00	Pass
106 (Average)	5507.400	4.544	83.440	87.984	--	--	--

Figure Channel 106: Horizontal (Peak)

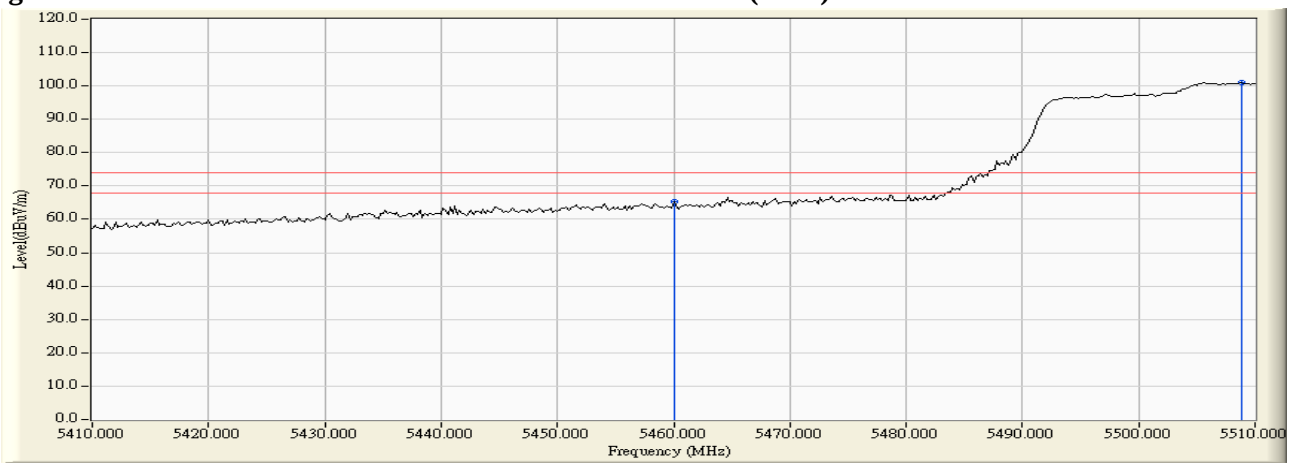

Figure Channel 106: Horizontal (Average)

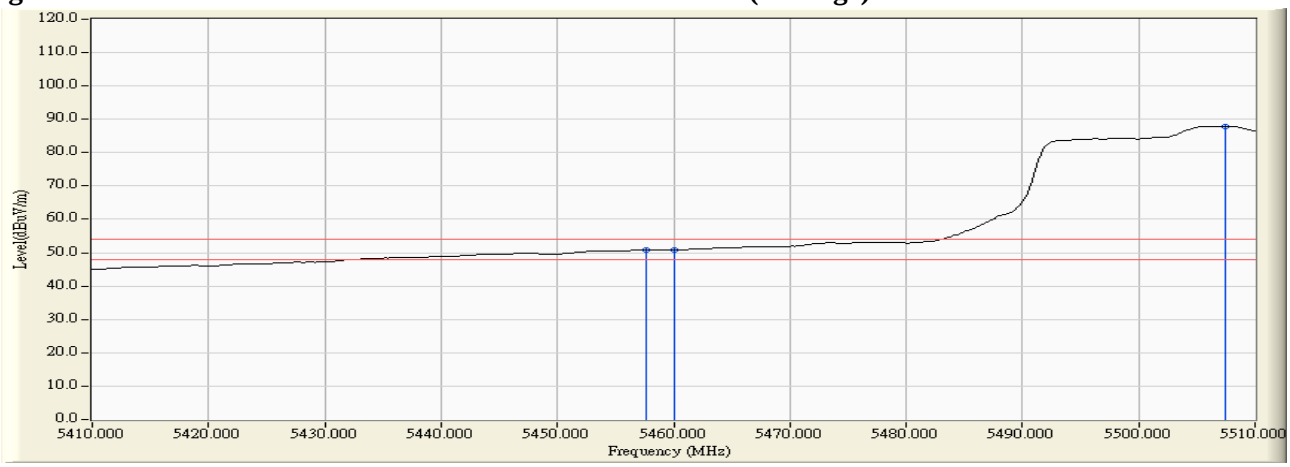

Note:
1. All readings above 1GHz are performed with peak and/or average measurements as necessary.
2. Peak measurements: RBW = 1MHz, VBW = 3 MHz, Sweep: Auto.
3. Average measurements: RBW = 1MHz, VBW = 10 Hz, Sweep: Auto.
4. " * ", means this data is the worst emission level.
5. Measurement Level = Reading Level + Correct Factor.
6. The average measurement was not performed when the peak measured data under the limit of average detection.

Product : Intel® Dual Band Wireless-AC 8260
Test Item : Band Edge Data
Test Site : No.3 OATS
Test Mode : Mode 1 SISO A: Transmit (802.11ac-80BW-32.5Mbps) -Channel 106

RF Radiated Measurement (Vertical):

Channel No.	Frequency (MHz)	Correct Factor (dB)	Reading Level (dBμV)	Emission Level (dBμV/m)	Peak Limit (dBμV/m)	Average Limit (dBμV/m)	Result
106 (Peak)	5457.400	3.898	64.155	68.053	74.00	54.00	Pass
106 (Peak)	5460.000	3.934	62.403	66.338	74.00	54.00	Pass
106 (Peak)	5510.000	4.511	99.900	104.411	--	--	--
106 (Average)	5458.400	3.912	49.649	53.561	74.00	54.00	Pass
106 (Average)	5460.000	3.934	49.596	53.531	74.00	54.00	Pass
106 (Average)	5507.400	4.511	86.265	90.776	--	--	--

Figure Channel 106: Vertical (Peak)

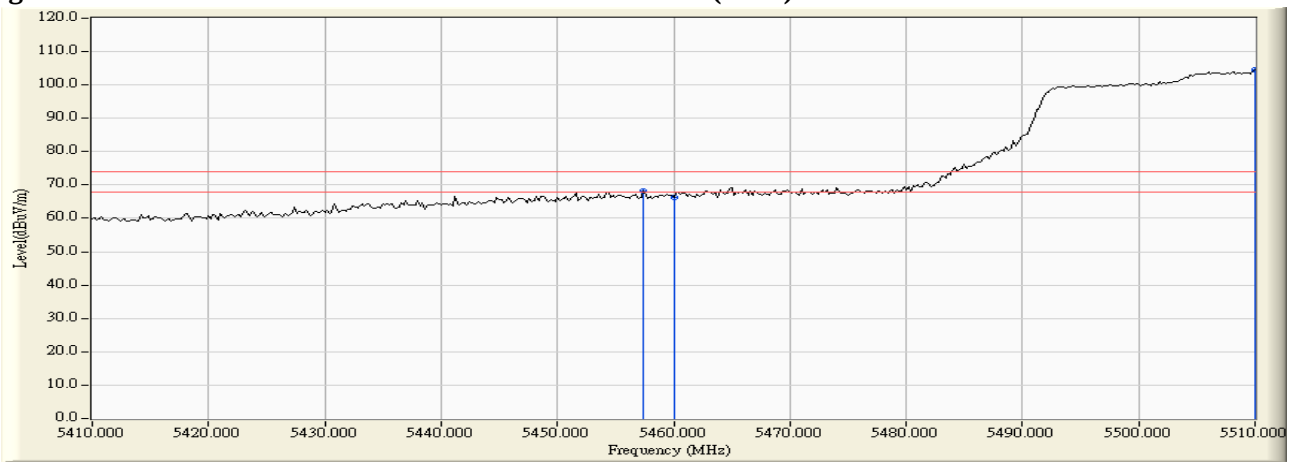

Figure Channel 106: Vertical (Average)

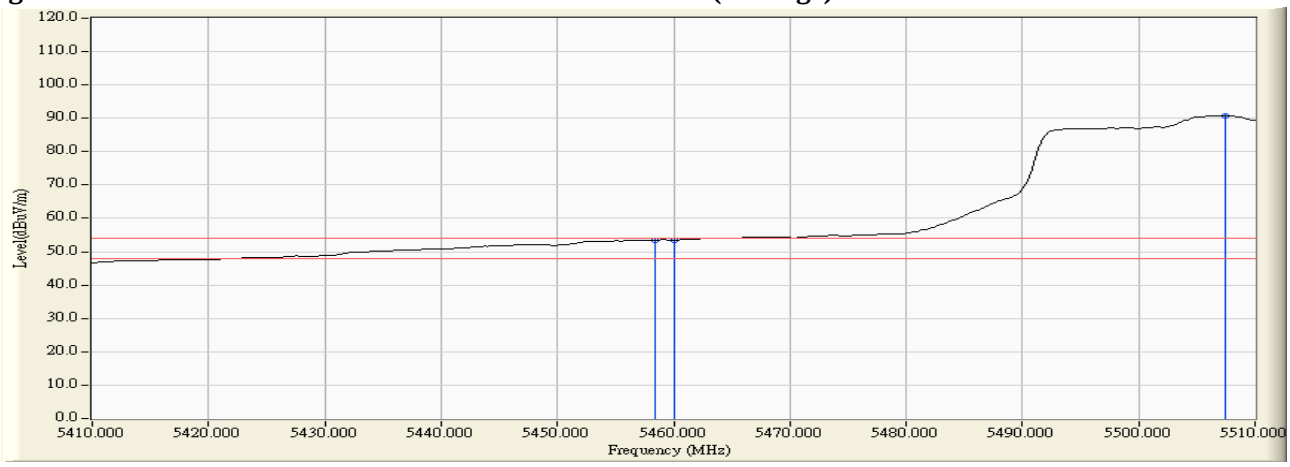

Note:

1. All readings above 1GHz are performed with peak and/or average measurements as necessary.
2. Peak measurements: RBW = 1MHz, VBW = 3 MHz, Sweep: Auto.
3. Average measurements: RBW = 1MHz, VBW = 10 Hz, Sweep: Auto.
4. " * ", means this data is the worst emission level.
5. Measurement Level = Reading Level + Correct Factor.
6. The average measurement was not performed when the peak measured data under the limit of average detection.

Product : Intel® Dual Band Wireless-AC 8260
Test Item : Band Edge Data
Test Site : No.3 OATS
Test Mode : Mode 1 SISO A: Transmit (802.11ac-80BW-32.5Mbps) -Channel 106

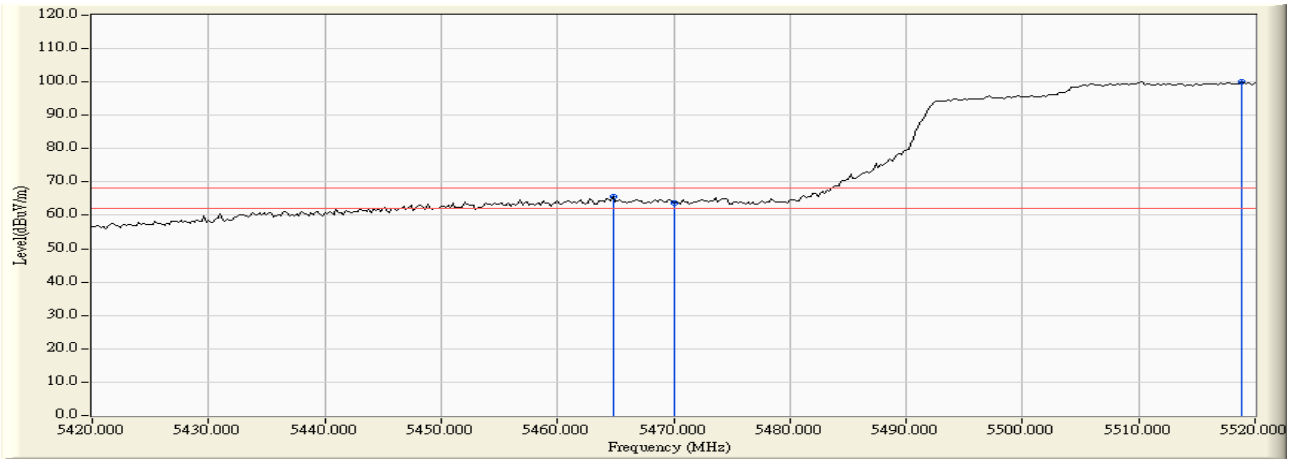

RF Radiated Measurement:

	Frequency (MHz)	Correct Factor (dB)	Reading Level (dBμV)	Measure Level (dBμV/m)	Margin (dB)	Limit (dBμV/m)	Result
Horizontal	5464.800	3.869	61.815	65.684	-2.536	68.220	Pass
Horizontal	5470.000	3.970	59.799	63.769	-4.451	68.220	Pass
Horizontal	5518.800	4.534	95.593	100.127	--	--	Pass

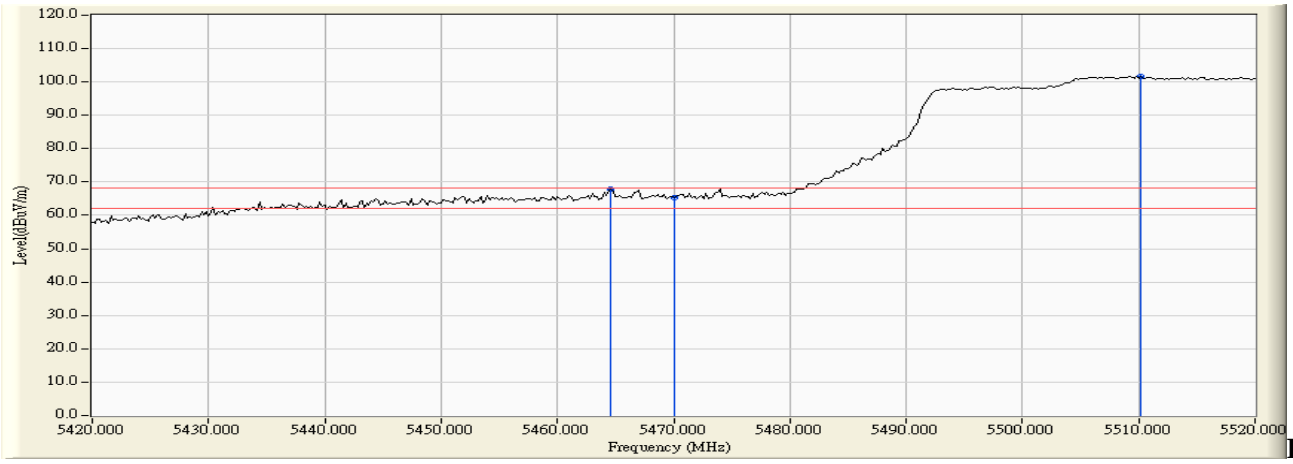

RF Radiated Measurement:

	Frequency (MHz)	Correct Factor (dB)	Reading Level (dBμV)	Measure Level (dBμV/m)	Margin (dB)	Limit (dBμV/m)	Result
Vertical	5464.600	4.001	63.832	67.833	-0.387	68.220	Pass
Vertical	5470.000	4.079	61.233	65.312	-2.908	68.220	Pass
Vertical	5510.200	4.511	97.125	101.636	--	--	Pass

Product : Intel® Dual Band Wireless-AC 8260
Test Item : Band Edge Data
Test Site : No.3 OATS
Test Mode : Mode 1 SISO A: Transmit (802.11ac-80BW-32.5Mbps) -Channel 155

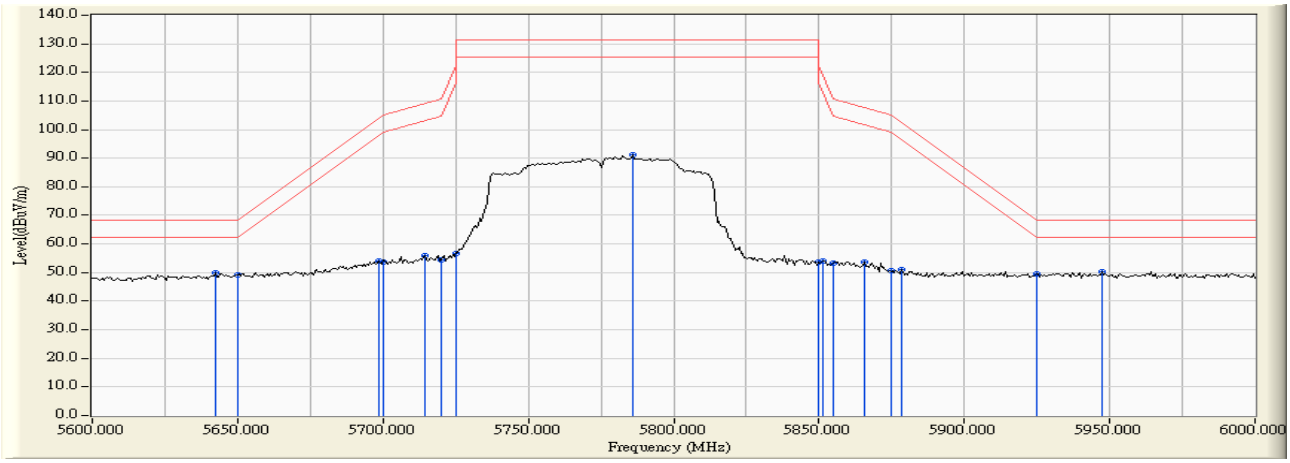

RF Radiated Measurement:

	Frequency (MHz)	Correct Factor (dB)	Reading Level (dBuv)	Measure Level (dBuv /m)	Margin (dB)	Limit (dBuv /m)	Result
Horizontal	5642.319	11.537	38.211	49.747	-18.473	68.220	Pass
Horizontal	5650.000	11.554	37.584	49.139	-19.081	68.220	Pass
Horizontal	5698.551	11.648	42.387	54.035	-50.093	104.128	Pass
Horizontal	5700.000	11.647	41.926	53.573	-51.627	105.200	Pass
Horizontal	5714.203	11.625	44.238	55.863	-53.314	109.177	Pass
Horizontal	5720.000	11.607	42.729	54.336	-56.464	110.800	Pass
Horizontal	5725.000	11.592	44.975	56.567	-65.633	122.200	Pass
Horizontal	5786.087	11.398	79.695	91.093	-40.107	131.200	Pass
Horizontal	5850.000	11.701	41.954	53.655	-68.545	122.200	Pass
Horizontal	5851.594	11.711	42.393	54.105	-64.461	118.566	Pass
Horizontal	5855.000	11.735	41.378	53.113	-57.687	110.800	Pass
Horizontal	5865.507	11.806	41.928	53.735	-54.123	107.858	Pass
Horizontal	5875.000	11.873	38.623	50.496	-54.704	105.200	Pass
Horizontal	5878.261	11.896	39.060	50.956	-51.831	102.787	Pass
Horizontal	5925.000	12.068	37.378	49.447	-18.753	68.200	Pass
Horizontal	5947.246	12.088	38.197	50.285	-17.915	68.200	Pass

Product : Intel® Dual Band Wireless-AC 8260
Test Item : Band Edge Data
Test Site : No.3 OATS
Test Mode : Mode 1 SISO A: Transmit (802.11ac-80BW-32.5Mbps) -Channel 155

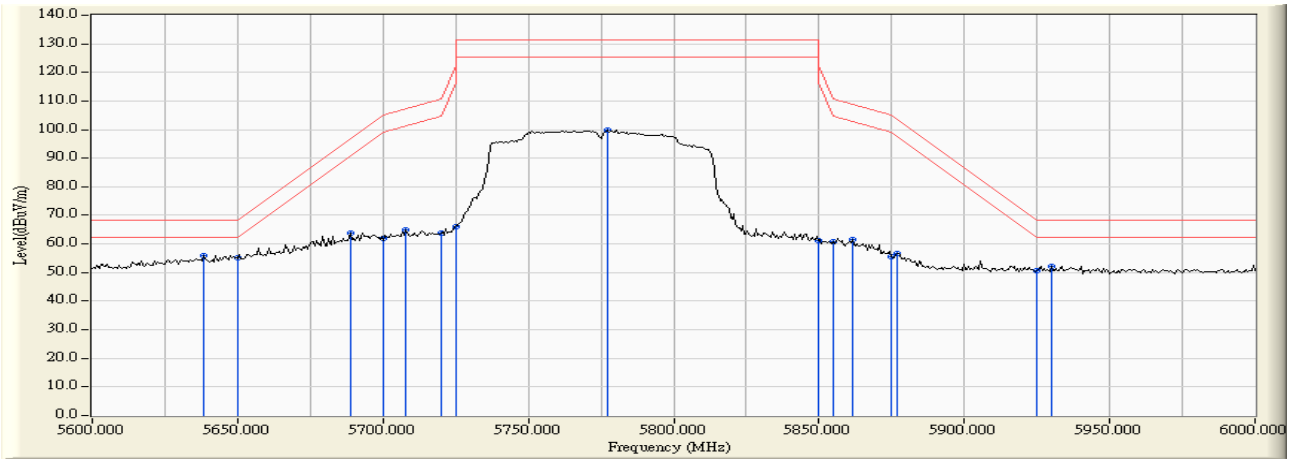

RF Radiated Measurement:

	Frequency (MHz)	Correct Factor (dB)	Reading Level (dBuv)	Measure Level (dBuv /m)	Margin (dB)	Limit (dBuv /m)	Result
Vertical	5638.261	13.031	43.058	56.090	-12.130	68.220	Pass
Vertical	5650.000	13.029	42.055	55.084	-13.136	68.220	Pass
Vertical	5688.696	13.019	50.825	63.844	-32.996	96.840	Pass
Vertical	5700.000	13.003	49.024	62.027	-43.173	105.200	Pass
Vertical	5707.826	12.988	51.873	64.860	-42.531	107.391	Pass
Vertical	5720.000	12.947	50.948	63.895	-46.905	110.800	Pass
Vertical	5725.000	12.930	53.293	66.223	-55.977	122.200	Pass
Vertical	5777.391	12.747	87.028	99.775	-31.425	131.200	Pass
Vertical	5850.000	12.774	48.405	61.179	-61.021	122.200	Pass
Vertical	5855.000	12.784	48.045	60.829	-49.971	110.800	Pass
Vertical	5861.449	12.797	48.906	61.703	-47.291	108.994	Pass
Vertical	5875.000	12.825	42.640	55.465	-49.735	105.200	Pass
Vertical	5877.101	12.829	43.824	56.654	-46.991	103.645	Pass
Vertical	5925.000	12.911	37.815	50.726	-17.474	68.200	Pass
Vertical	5929.855	12.918	39.310	52.228	-15.972	68.200	Pass

Product : Intel® Dual Band Wireless-AC 8260
Test Item : Band Edge Data
Test Site : No.3 OATS
Test Mode : Mode 2 SISO B: Transmit (802.11a-6Mbps)-Channel 36

RF Radiated Measurement (Horizontal):

Channel No.	Frequency (MHz)	Correct Factor (dB)	Reading Level (dBμV)	Emission Level (dBμV/m)	Peak Limit (dBμV/m)	Average Limit (dBμV/m)	Result
36 (Peak)	5147.600	2.804	61.787	64.591	74.00	54.00	Pass
36 (Peak)	5150.000	2.796	60.796	63.592	74.00	54.00	Pass
36 (Peak)	5183.800	2.683	108.664	111.347	--	--	--
36 (Average)	5150.000	2.796	46.866	49.662	74.00	54.00	Pass
36 (Average)	5178.400	2.701	97.702	100.403	--	--	--

Figure Channel 36: Horizontal (Peak)

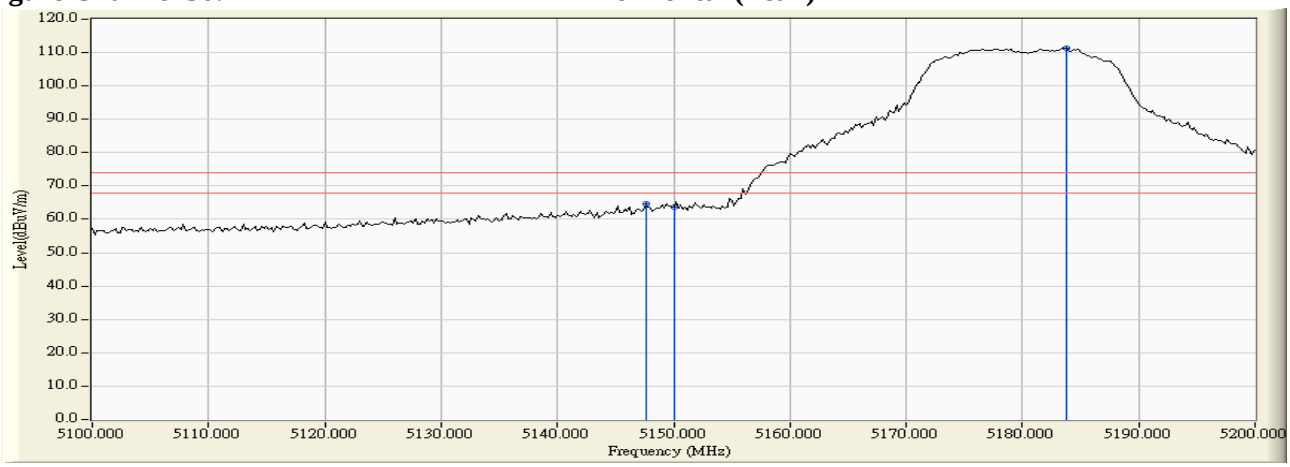

Figure Channel 36: Horizontal (Average)

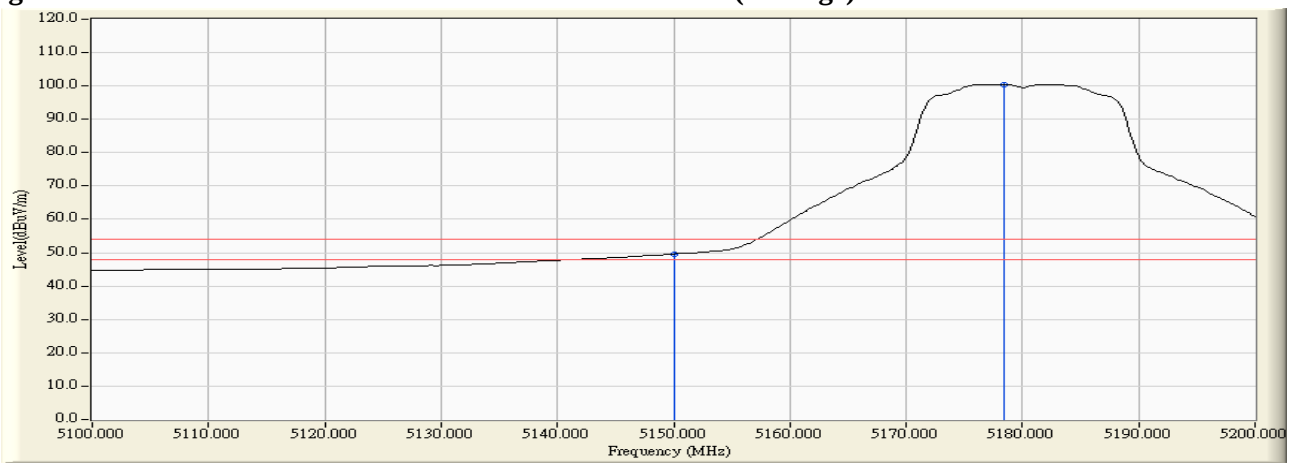

Note:1. All readings above 1GHz are performed with peak and/or average measurements as necessary.
2. Peak measurements: RBW = 1MHz, VBW = 3 MHz, Sweep: Auto.
3. Average measurements: RBW = 1MHz, VBW = 10 Hz, Sweep: Auto.
4. " * ", means this data is the worst emission level.
5. Measurement Level = Reading Level + Correct Factor.
6. The average measurement was not performed when the peak measured data under the limit of average detection.

Product : Intel® Dual Band Wireless-AC 8260
Test Item : Band Edge Data
Test Site : No.3 OATS
Test Mode : Mode 2 SISO B: Transmit (802.11a-6Mbps)-Channel 36

RF Radiated Measurement (Vertical):

Channel No.	Frequency (MHz)	Correct Factor (dB)	Reading Level (dBμV)	Emission Level (dBμV/m)	Peak Limit (dBμV/m)	Average Limit (dBμV/m)	Result
36 (Peak)	5147.400	3.319	65.868	69.187	74.00	54.00	Pass
36 (Peak)	5150.000	3.331	65.174	68.506	74.00	54.00	Pass
36 (Peak)	5178.800	3.466	111.531	114.998	--	--	--
36 (Average)	5150.000	3.331	49.945	53.277	74.00	54.00	Pass
36 (Average)	5176.200	3.455	100.747	104.202	--	--	--

Figure Channel 36: Vertical (Peak)

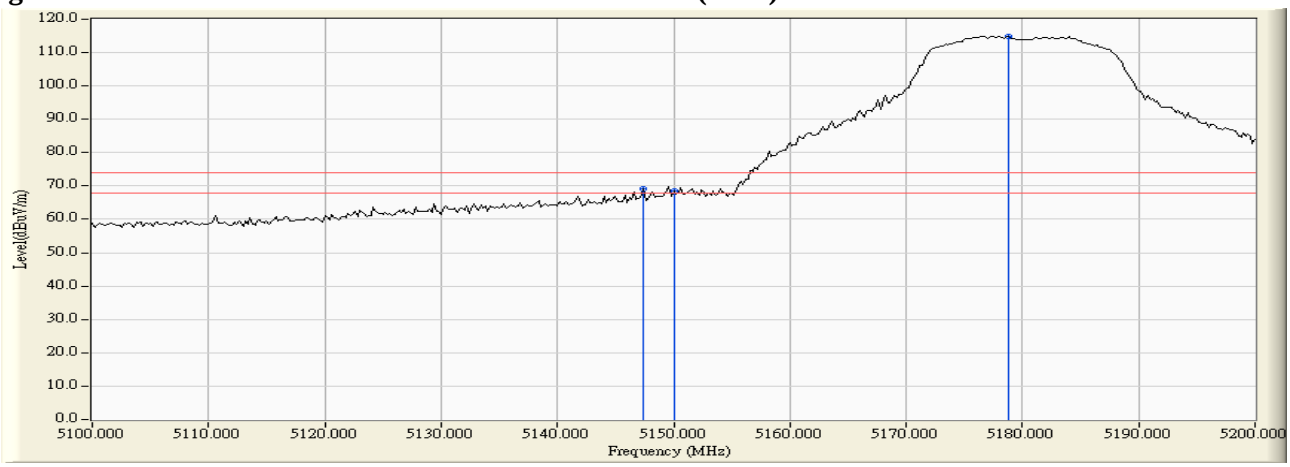

Figure Channel 36: Vertical (Average)

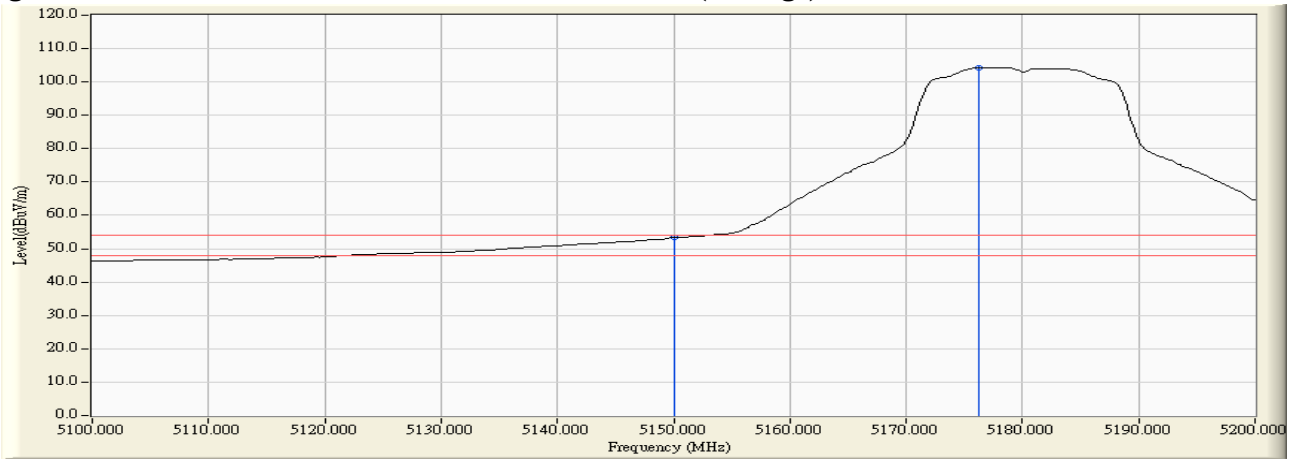

Note:

1. All readings above 1GHz are performed with peak and/or average measurements as necessary.
2. Peak measurements: RBW = 1MHz, VBW = 3 MHz, Sweep: Auto.
3. Average measurements: RBW = 1MHz, VBW = 10 Hz, Sweep: Auto.
4. " * ", means this data is the worst emission level.
5. Measurement Level = Reading Level + Correct Factor.
6. The average measurement was not performed when the peak measured data under the limit of average detection.

Product : Intel® Dual Band Wireless-AC 8260
Test Item : Band Edge Data
Test Site : No.3 OATS
Test Mode : Mode 2 SISO B: Transmit (802.11a-6Mbps) -Channel 64

RF Radiated Measurement (Horizontal):

Channel No.	Frequency (MHz)	Correct Factor (dB)	Reading Level (dBμV)	Emission Level (dBμV/m)	Peak Limit (dBμV/m)	Arerage Limit (dBμV/m)	Result
64 (Peak)	5323.600	3.636	108.410	112.046	--	--	--
64 (Peak)	5350.000	3.575	60.713	64.288	74.00	54.00	Pass
64 (Peak)	5351.200	3.572	62.566	66.138	74.00	54.00	Pass
64 (Average)	5323.000	3.637	97.225	100.862	--	--	--
64 (Average)	5350.000	3.575	45.446	49.021	74.00	54.00	Pass

Figure Channel 64: Horizontal (Peak)

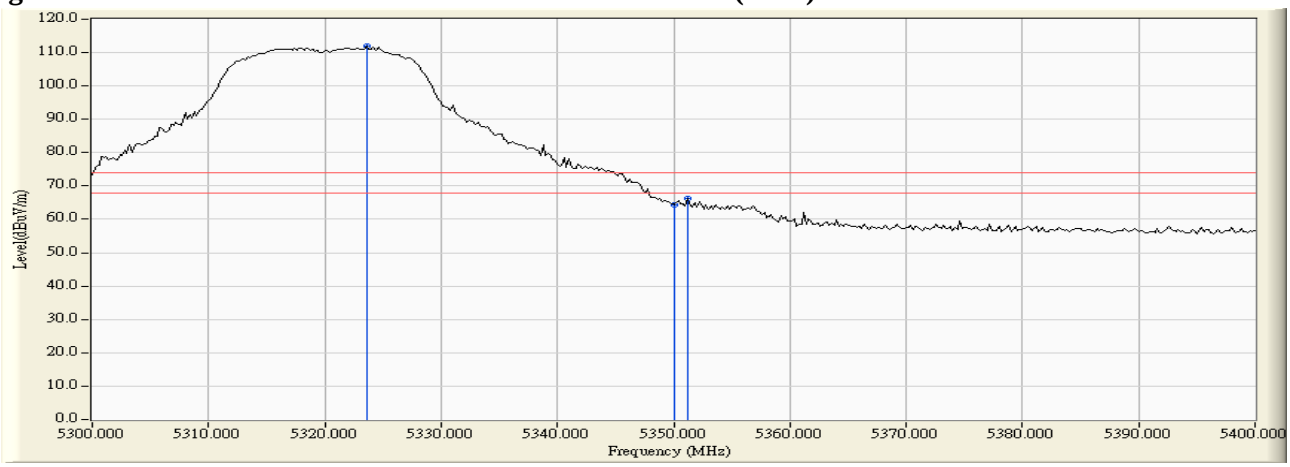

Figure Channel 64: Horizontal (Average)

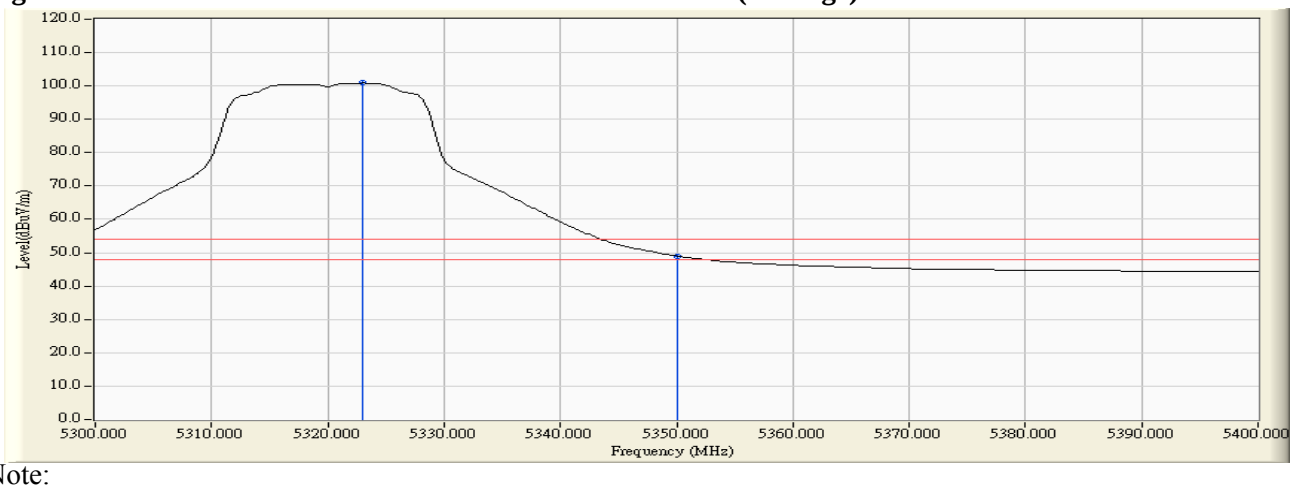

Note:
1. All readings above 1GHz are performed with peak and/or average measurements as necessary.
2. Peak measurements: RBW = 1MHz, VBW = 3 MHz, Sweep: Auto.
3. Average measurements: RBW = 1MHz, VBW = 10 Hz, Sweep: Auto.
4. " * ", means this data is the worst emission level.
5. Measurement Level = Reading Level + Correct Factor.
6. The average measurement was not performed when the peak measured data under the limit of average detection.

Product : Intel® Dual Band Wireless-AC 8260
Test Item : Band Edge Data
Test Site : No.3 OATS
Test Mode : Mode 2 SISO B: Transmit (802.11a-6Mbps) -Channel 64

RF Radiated Measurement (Vertical):

Channel No.	Frequency (MHz)	Correct Factor (dB)	Reading Level (dBμV)	Emission Level (dBμV/m)	Peak Limit (dBμV/m)	Arerage Limit (dBμV/m)	Result
64 (Peak)	5317.800	3.885	109.976	113.861	--	--	--
64 (Peak)	5350.000	3.900	61.798	65.698	74.00	54.00	Pass
64 (Peak)	5350.800	3.900	64.738	68.638	74.00	54.00	Pass
64 (Average)	5323.200	3.890	99.225	103.114	--	--	--
64 (Average)	5350.000	3.900	47.398	51.298	74.00	54.00	Pass

Figure Channel 64: Vertical (Peak)

Figure Channel 64: Vertical (Average)

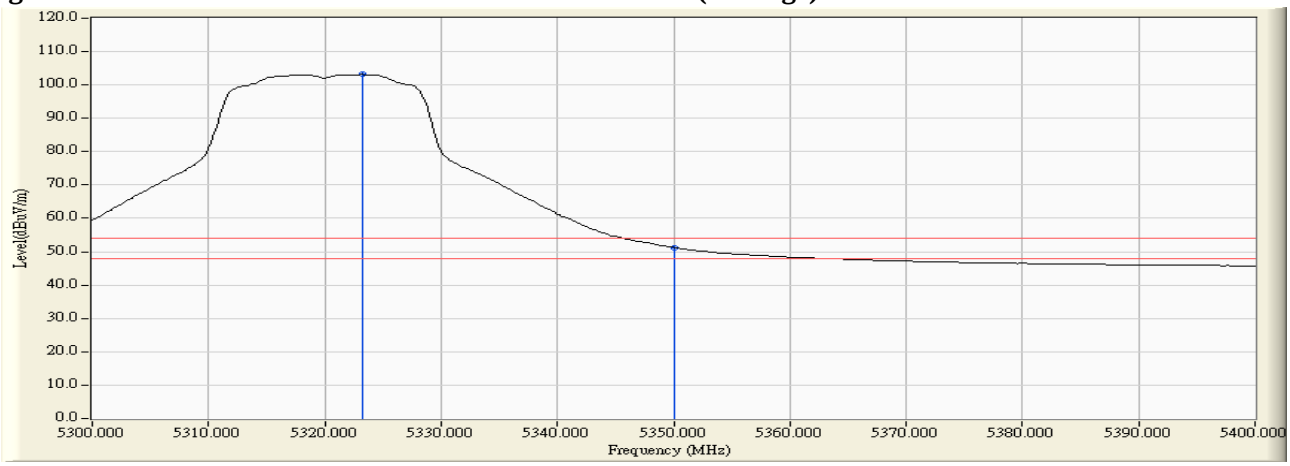

Note:

1. All readings above 1GHz are performed with peak and/or average measurements as necessary.
2. Peak measurements: RBW = 1MHz, VBW = 3 MHz, Sweep: Auto.
3. Average measurements: RBW = 1MHz, VBW = 10 Hz, Sweep: Auto.
4. " * ", means this data is the worst emission level.
5. Measurement Level = Reading Level + Correct Factor.
6. The average measurement was not performed when the peak measured data under the limit of average detection.

Product : Intel® Dual Band Wireless-AC 8260
Test Item : Band Edge Data
Test Site : No.3 OATS
Test Mode : Mode 2 SISO B: Transmit (802.11a-6Mbps) -Channel 100

RF Radiated Measurement (Horizontal):

Channel No.	Frequency (MHz)	Correct Factor (dB)	Reading Level (dBμV)	Emission Level (dBμV/m)	Peak Limit (dBμV/m)	Arerage Limit (dBμV/m)	Result
100 (Peak)	5460.000	3.775	56.509	60.284	74.00	54.00	Pass
100 (Peak)	5503.600	4.527	104.487	109.014	--	--	--
100 (Average)	5460.000	3.775	41.339	45.114	74.00	54.00	Pass
100 (Average)	5503.400	4.525	93.588	98.113	--	--	--

Figure Channel 100: Horizontal (Peak)

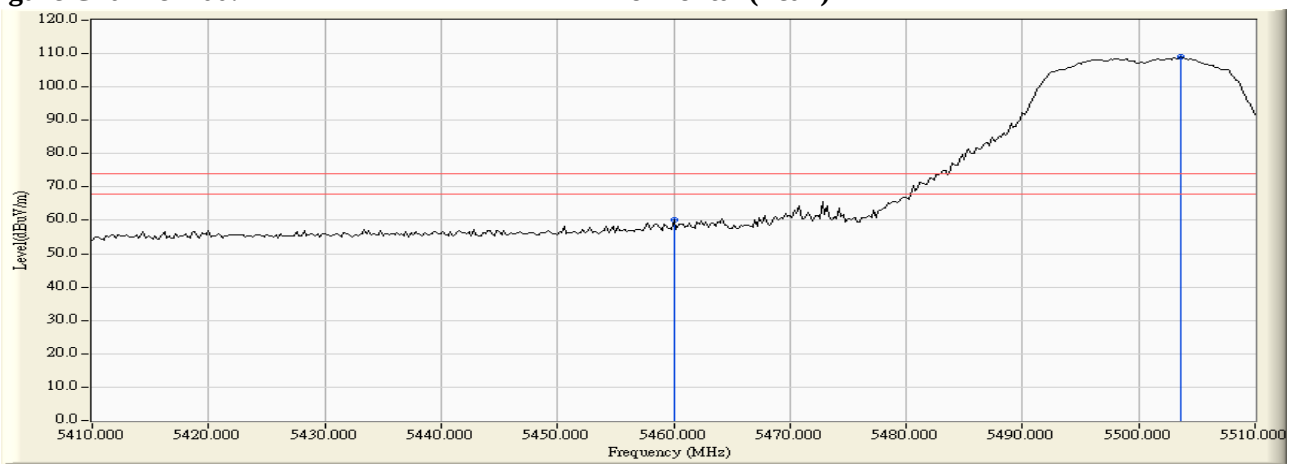

Figure Channel 100: Horizontal (Average)

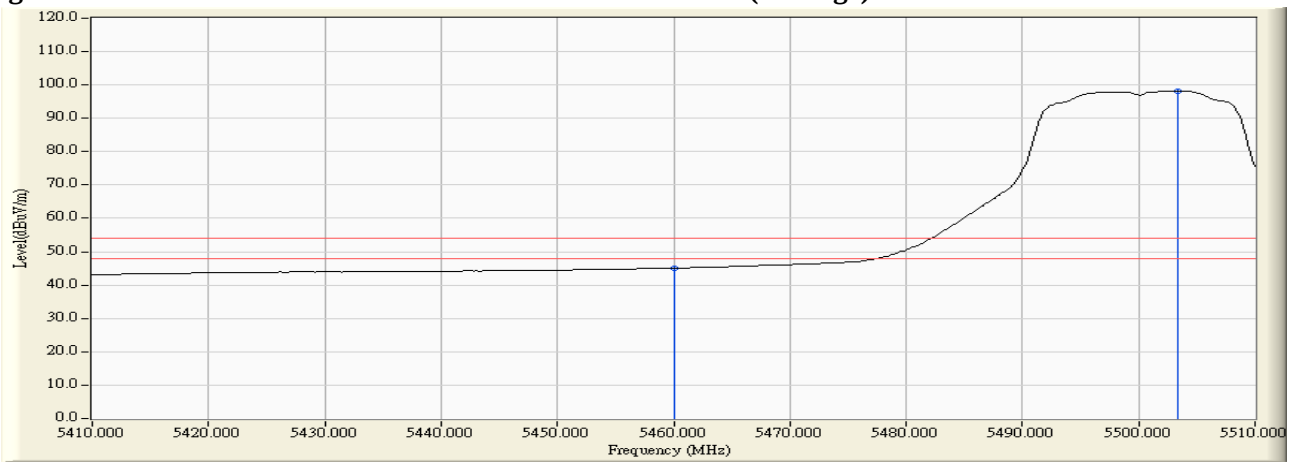

Note:
1. All readings above 1GHz are performed with peak and/or average measurements as necessary.
2. Peak measurements: RBW = 1MHz, VBW = 3 MHz, Sweep: Auto.
3. Average measurements: RBW = 1MHz, VBW = 10 Hz, Sweep: Auto.
4. " * ", means this data is the worst emission level.
5. Measurement Level = Reading Level + Correct Factor.
6. The average measurement was not performed when the peak measured data under the limit of average detection.

Product : Intel® Dual Band Wireless-AC 8260
Test Item : Band Edge Data
Test Site : No.3 OATS
Test Mode : Mode 2 SISO B: Transmit (802.11a-6Mbps) -Channel 100

RF Radiated Measurement (Vertical):

Channel No.	Frequency (MHz)	Correct Factor (dB)	Reading Level (dBμV)	Emission Level (dBμV/m)	Peak Limit (dBμV/m)	Arerage Limit (dBμV/m)	Result
100 (Peak)	5457.600	3.900	61.783	65.683	74.00	54.00	Pass
100 (Peak)	5460.000	3.934	61.059	64.994	74.00	54.00	Pass
100 (Peak)	5503.600	4.496	108.406	112.903	--	--	--
100 (Average)	5460.000	3.934	44.597	48.532	74.00	54.00	Pass
100 (Average)	5503.400	4.495	97.561	102.056	--	--	--

Figure Channel 100: Vertical (Peak)

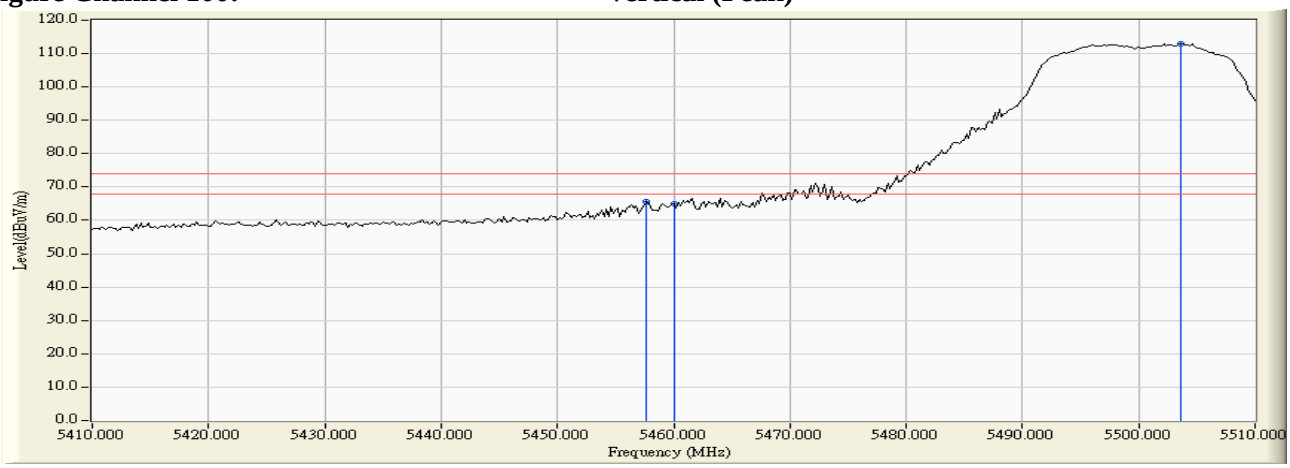

Figure Channel 100: Vertical (Average)

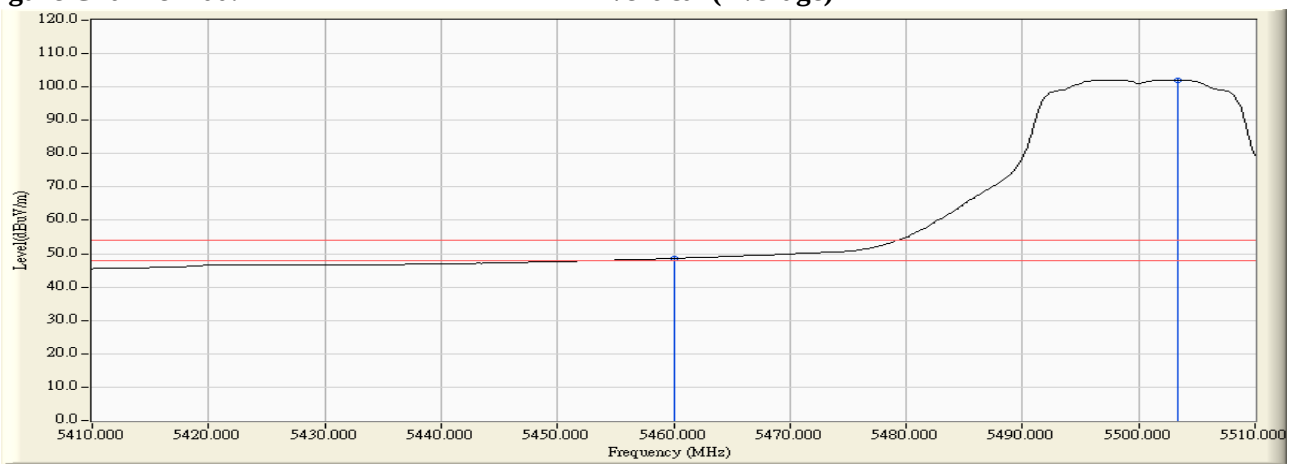

Note:

1. All readings above 1GHz are performed with peak and/or average measurements as necessary.
2. Peak measurements: RBW = 1MHz, VBW = 3 MHz, Sweep: Auto.
3. Average measurements: RBW = 1MHz, VBW = 10 Hz, Sweep: Auto.
4. " * ", means this data is the worst emission level.
5. Measurement Level = Reading Level + Correct Factor.
6. The average measurement was not performed when the peak measured data under the limit of average detection.

Product : Intel® Dual Band Wireless-AC 8260
Test Item : Band Edge Data
Test Site : No.3 OATS
Test Mode : Mode 2 SISO B: Transmit (802.11a-6Mbps) -Channel 100

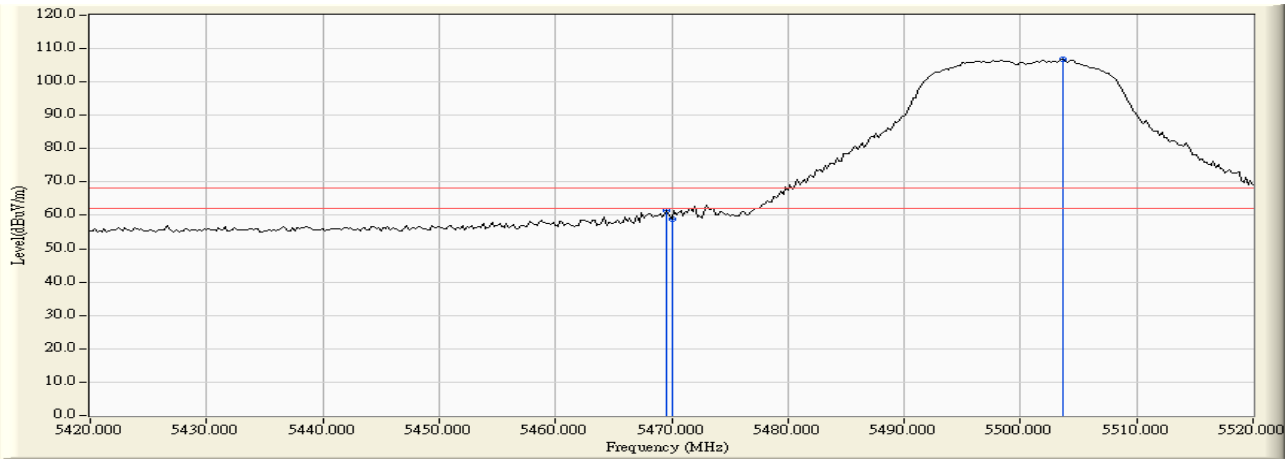

RF Radiated Measurement:

	Frequency (MHz)	Correct Factor (dB)	Reading Level (dBμV)	Measure Level (dBμV/m)	Margin (dB)	Limit (dBμV/m)	Result
Horizontal	5469.600	3.963	57.621	61.583	-6.637	68.220	Pass
Horizontal	5470.000	3.970	54.748	58.718	-9.502	68.220	Pass
Horizontal	5503.600	4.527	102.163	106.690	--	--	Pass

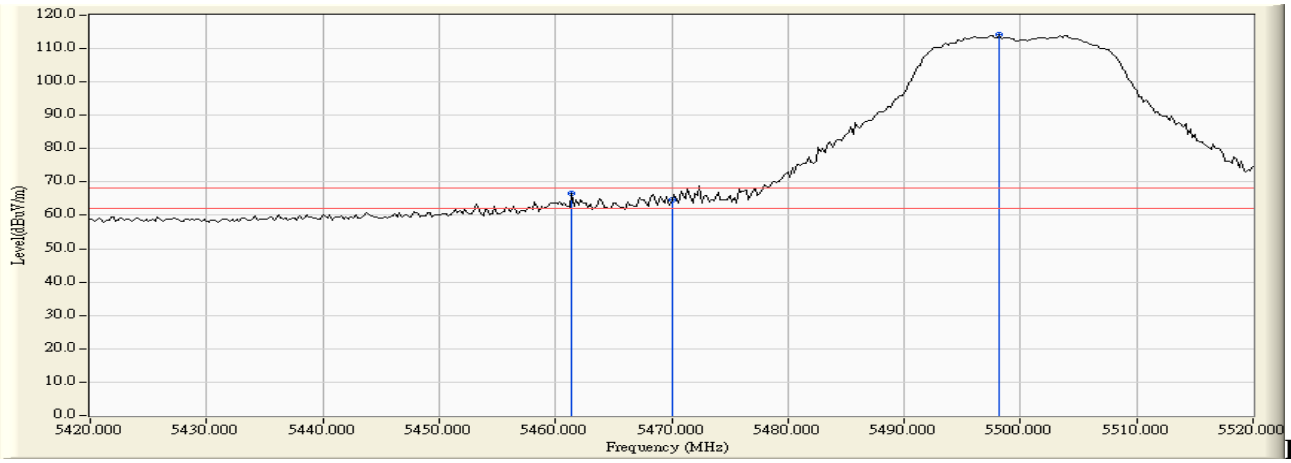

R

F Radiated Measurement:

	Frequency (MHz)	Correct Factor (dB)	Reading Level (dBμV)	Measure Level (dBμV/m)	Margin (dB)	Limit (dBμV/m)	Result
Vertical	5461.400	3.956	62.663	66.618	-1.602	68.220	Pass
Vertical	5470.000	4.079	60.474	64.553	-3.667	68.220	Pass
Vertical	5498.200	4.441	109.718	114.159	--	--	Pass

Product : Intel® Dual Band Wireless-AC 8260
Test Item : Band Edge Data
Test Site : No.3 OATS
Test Mode : Mode 2 SISO B: Transmit (802.11a-6Mbps) -Channel 140

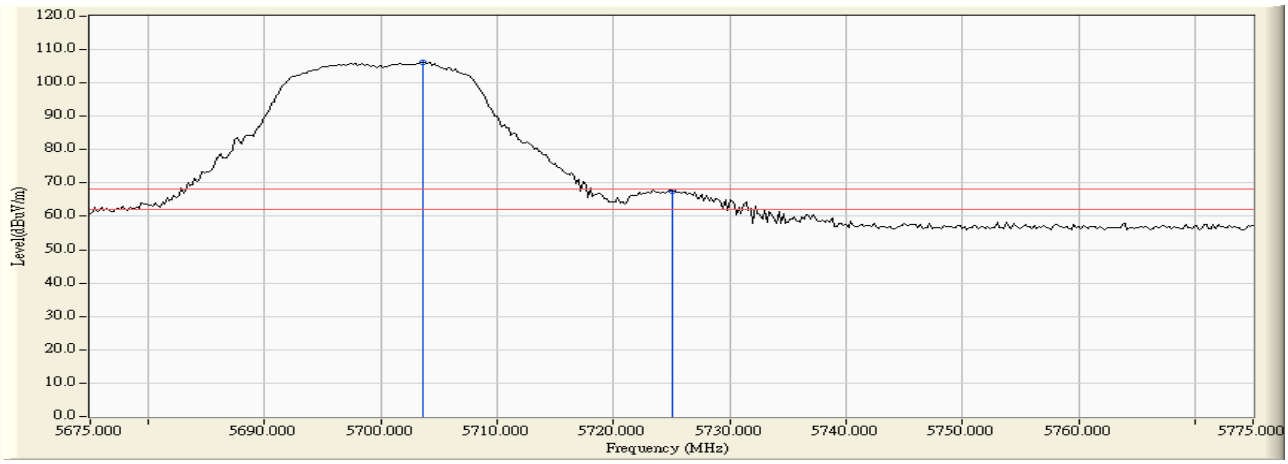

RF Radiated Measurement:

	Frequency (MHz)	Correct Factor (dB)	Reading Level (dBμV)	Measure Level (dBμV/m)	Margin (dB)	Limit (dBμV/m)	Result
Horizontal	5703.600	5.016	101.197	106.214	--	--	Pass
Horizontal	5725.000	5.104	62.462	67.565	-0.655	68.220	Pass

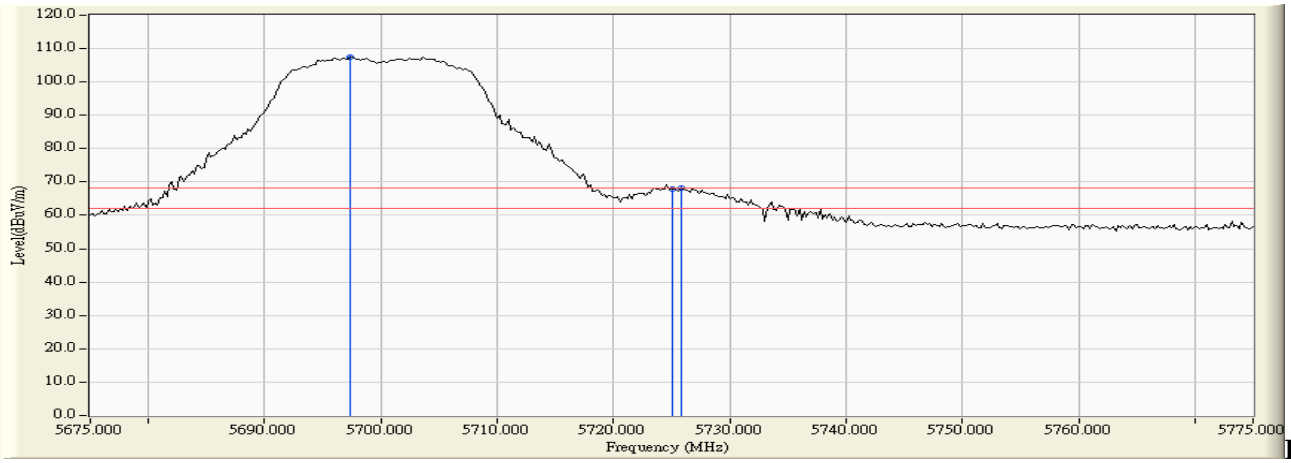

RF Radiated Measurement:

	Frequency (MHz)	Correct Factor (dB)	Reading Level (dBμV)	Measure Level (dBμV/m)	Margin (dB)	Limit (dBμV/m)	Result
Vertical	5697.400	4.179	103.425	107.603	--	--	Pass
Vertical	5725.000	4.215	63.804	68.019	-0.201	68.220	Pass
Vertical	5725.800	4.217	63.842	68.059	-0.161	68.220	Pass

Product : Intel® Dual Band Wireless-AC 8260
Test Item : Band Edge Data
Test Site : No.3 OATS
Test Mode : Mode 2 SISO B: Transmit (802.11a-6Mbps) -Channel 149

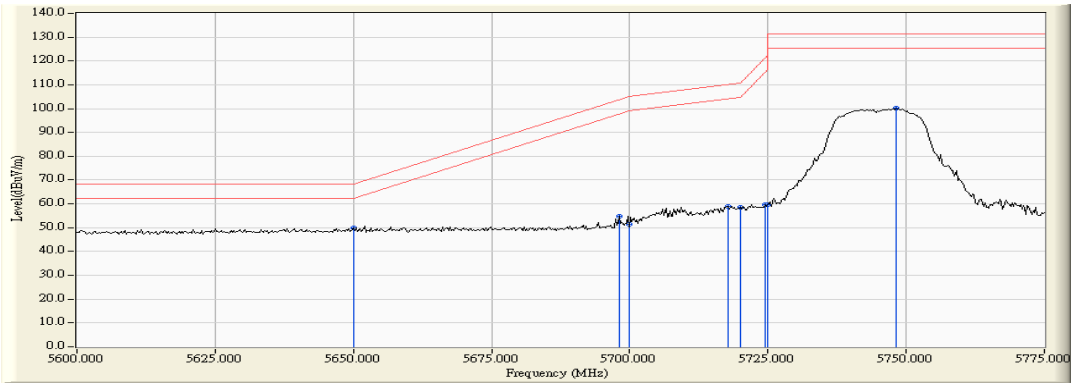

RF Radiated Measurement:

	Frequency (MHz)	Correct Factor (dB)	Reading Level (dBuv)	Measure Level (dBuv /m)	Margin (dB)	Limit (dBuv /m)	Result
Horizontal	5650.000	11.554	38.272	49.827	-18.393	68.220	Pass
Horizontal	5698.152	11.648	43.142	54.791	-49.042	103.833	Pass
Horizontal	5700.000	11.647	39.757	51.404	-53.796	105.200	Pass
Horizontal	5717.681	11.614	47.326	58.940	-51.211	110.151	Pass
Horizontal	5720.000	11.607	46.793	58.400	-52.400	110.800	Pass
Horizontal	5724.529	11.594	48.247	59.840	-61.286	121.126	Pass
Horizontal	5725.000	11.592	47.951	59.543	-62.657	122.200	Pass
Horizontal	5748.116	11.519	88.665	100.183	-31.017	131.200	Pass

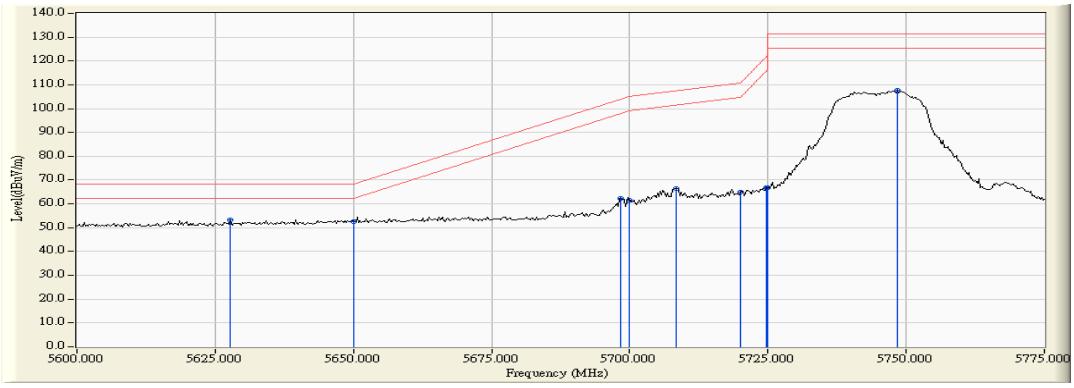

RF Radiated Measurement:

	Frequency (MHz)	Correct Factor (dB)	Reading Level (dBuv)	Measure Level (dBuv /m)	Margin (dB)	Limit (dBuv /m)	Result
Vertical	5627.645	13.035	40.099	53.134	-15.086	68.220	Pass
Vertical	5650.000	13.029	39.695	52.724	-15.496	68.220	Pass
Vertical	5698.406	13.007	49.330	62.336	-41.685	104.021	Pass
Vertical	5700.000	13.003	48.499	61.502	-43.698	105.200	Pass
Vertical	5708.297	12.986	53.306	66.292	-41.231	107.523	Pass
Vertical	5720.000	12.947	51.999	64.946	-45.854	110.800	Pass
Vertical	5724.783	12.932	54.052	66.983	-54.722	121.705	Pass
Vertical	5725.000	12.930	54.014	66.944	-55.256	122.200	Pass
Vertical	5748.370	12.848	94.733	107.581	-23.619	131.200	Pass

Product : Intel® Dual Band Wireless-AC 8260
Test Item : Band Edge Data
Test Site : No.3 OATS
Test Mode : Mode 2 SISO B: Transmit (802.11a-6Mbps) -Channel 165

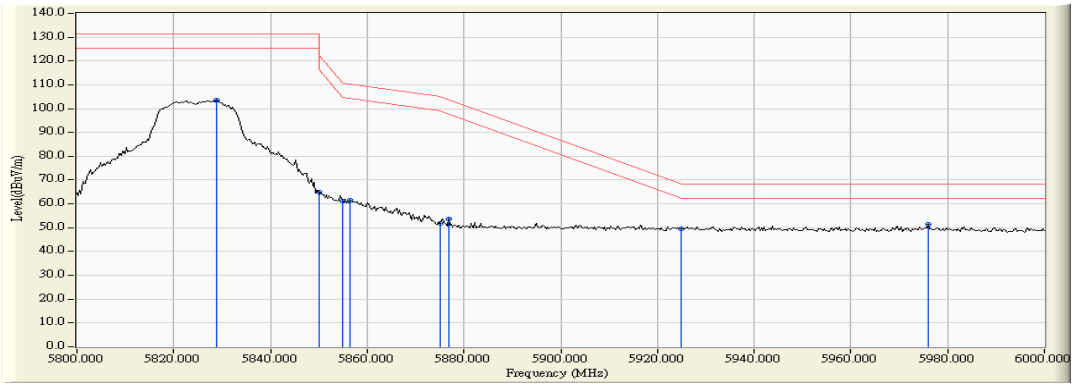

RF Radiated Measurement:

	Frequency (MHz)	Correct Factor (dB)	Reading Level (dBuv)	Measure Level (dBuv /m)	Margin (dB)	Limit (dBuv /m)	Result
Horizontal	5828.986	11.555	91.938	103.493	-27.707	131.200	Pass
Horizontal	5850.000	11.701	53.148	64.849	-57.351	122.200	Pass
Horizontal	5855.000	11.735	49.469	61.204	-49.596	110.800	Pass
Horizontal	5856.522	11.746	49.782	61.528	-48.846	110.374	Pass
Horizontal	5875.000	11.873	39.849	51.722	-53.478	105.200	Pass
Horizontal	5876.812	11.886	41.632	53.518	-50.341	103.859	Pass
Horizontal	5925.000	12.068	37.454	49.523	-18.677	68.200	Pass
Horizontal	5975.942	12.111	39.432	51.544	-16.656	68.200	Pass

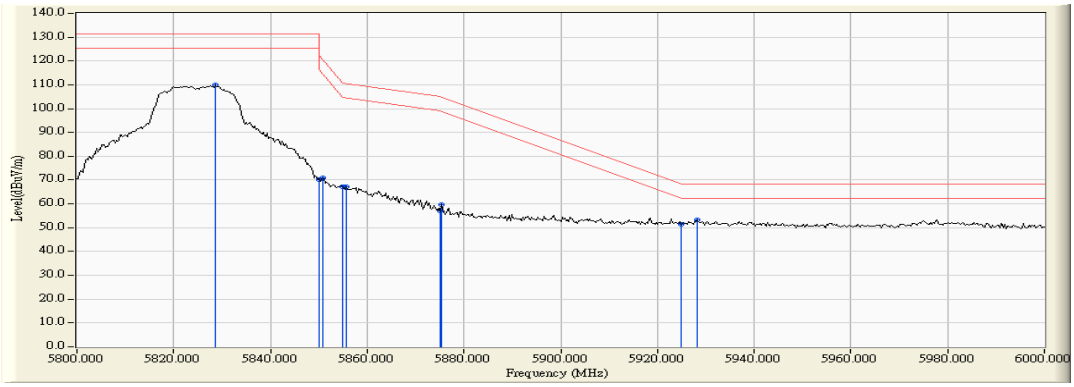

RF Radiated Measurement:

	Frequency (MHz)	Correct Factor (dB)	Reading Level (dBuv)	Measure Level (dBuv /m)	Margin (dB)	Limit (dBuv /m)	Result
Vertical	5828.696	12.728	97.065	109.794	-21.406	131.200	Pass
Vertical	5850.000	12.774	57.556	70.330	-51.870	122.200	Pass
Vertical	5850.725	12.775	58.128	70.903	-49.644	120.547	Pass
Vertical	5855.000	12.784	54.313	67.097	-43.703	110.800	Pass
Vertical	5855.652	12.786	54.386	67.171	-43.446	110.617	Pass
Vertical	5875.000	12.825	44.284	57.109	-48.091	105.200	Pass
Vertical	5875.362	12.826	46.670	59.496	-45.436	104.932	Pass
Vertical	5925.000	12.911	38.328	51.239	-16.961	68.200	Pass
Vertical	5928.116	12.916	40.307	53.223	-14.977	68.200	Pass

Product : Intel® Dual Band Wireless-AC 8260
Test Item : Band Edge Data
Test Site : No.3 OATS
Test Mode : Mode 2 SISO B: Transmit (802.11n-20BW 7.2Mbps) -Channel 36

RF Radiated Measurement (Horizontal):

Channel No.	Frequency (MHz)	Correct Factor (dB)	Reading Level (dBμV)	Emission Level (dBμV/m)	Peak Limit (dBμV/m)	Average Limit (dBμV/m)	Result
36 (Peak)	5149.600	2.798	61.636	64.434	74.00	54.00	Pass
36 (Peak)	5150.000	2.796	59.051	61.847	74.00	54.00	Pass
36 (Peak)	5178.400	2.701	108.481	111.182	--	--	--
36 (Average)	5150.000	2.796	45.936	48.732	74.00	54.00	Pass
36 (Average)	5178.600	2.700	96.999	99.699	--	--	--

Figure Channel 36: Horizontal (Peak)

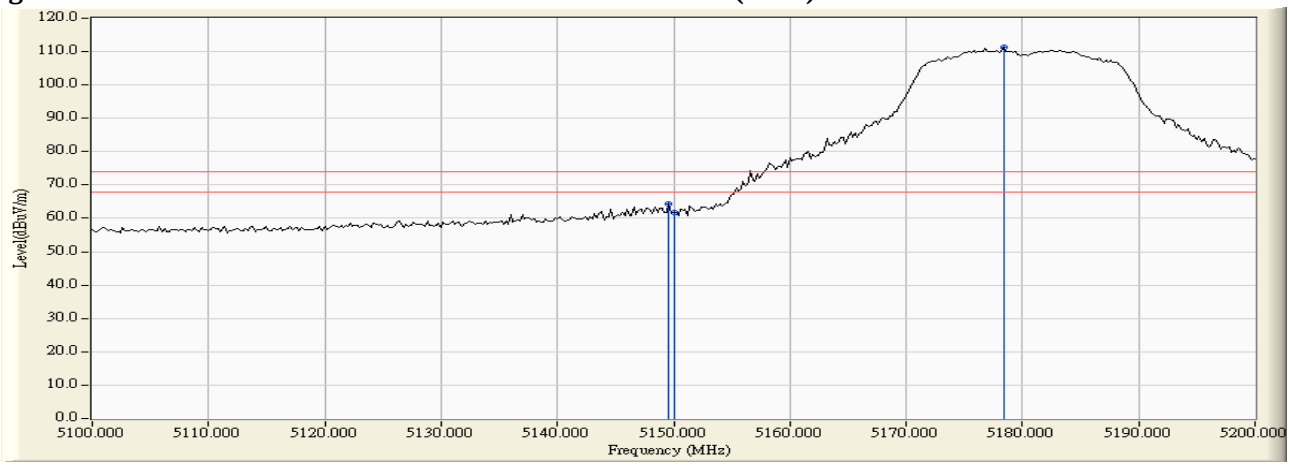

Figure Channel 36: Horizontal (Average)

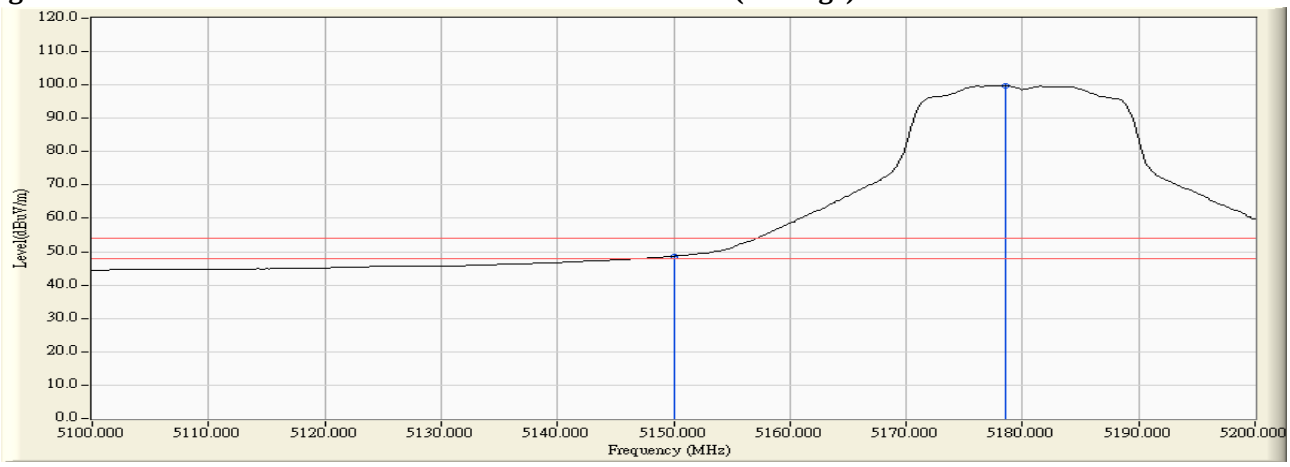

Note:

1. All readings above 1GHz are performed with peak and/or average measurements as necessary.
2. Peak measurements: RBW = 1MHz, VBW = 3 MHz, Sweep: Auto.
3. Average measurements: RBW = 1MHz, VBW = 10 Hz, Sweep: Auto.
4. " * ", means this data is the worst emission level.
5. Measurement Level = Reading Level + Correct Factor.
6. The average measurement was not performed when the peak measured data under the limit of average detection.

Product : Intel® Dual Band Wireless-AC 8260
Test Item : Band Edge Data
Test Site : No.3 OATS
Test Mode : Mode 2 SISO B: Transmit (802.11n-20BW 7.2Mbps) -Channel 36

RF Radiated Measurement (Vertical):

Channel No.	Frequency (MHz)	Correct Factor (dB)	Reading Level (dBμV)	Emission Level (dBμV/m)	Peak Limit (dBμV/m)	Average Limit (dBμV/m)	Result
36 (Peak)	5146.600	3.314	65.258	68.573	74.00	54.00	Pass
36 (Peak)	5150.000	3.331	64.242	67.574	74.00	54.00	Pass
36 (Peak)	5178.200	3.464	110.742	114.206	--	--	--
36 (Average)	5150.000	3.331	48.664	51.996	74.00	54.00	Pass
36 (Average)	5177.800	3.462	99.579	103.041	--	--	--

Figure Channel 36: Vertical (Peak)

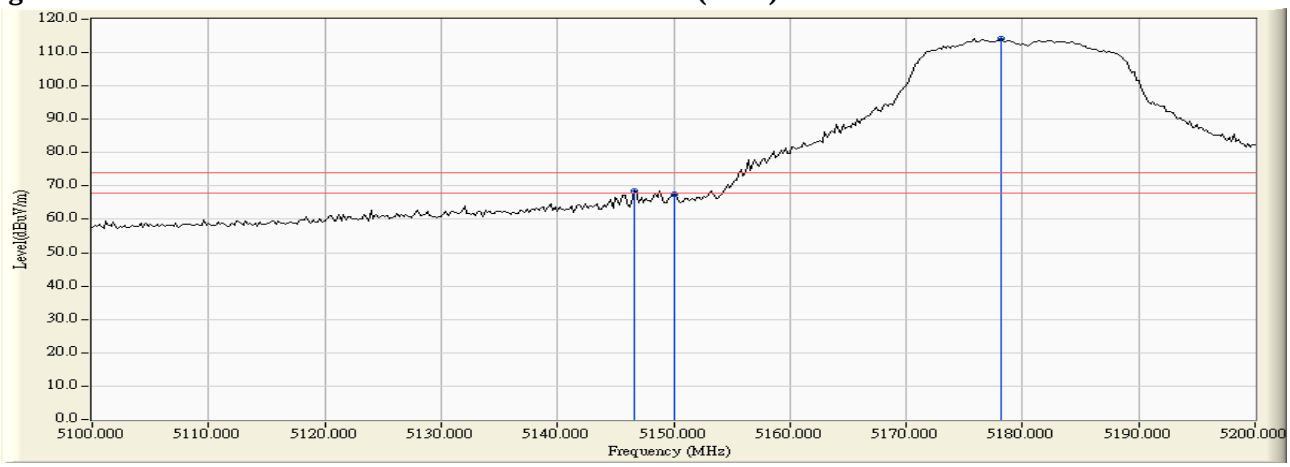

Figure Channel 36: Vertical (Average)

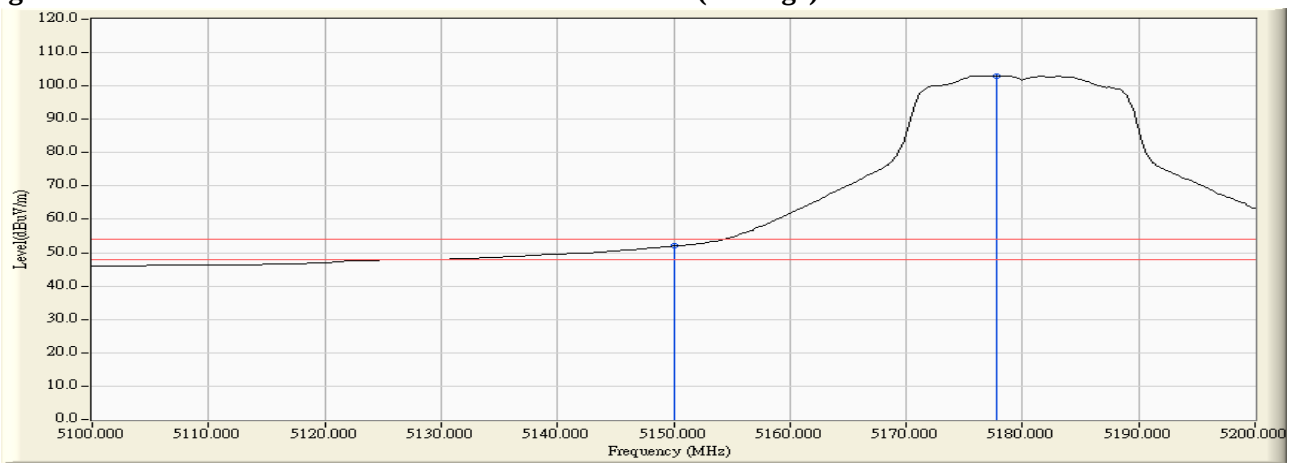

Note:

1. All readings above 1GHz are performed with peak and/or average measurements as necessary.
2. Peak measurements: RBW = 1MHz, VBW = 3 MHz, Sweep: Auto.
3. Average measurements: RBW = 1MHz, VBW = 10 Hz, Sweep: Auto.
4. " * ", means this data is the worst emission level.
5. Measurement Level = Reading Level + Correct Factor.
6. The average measurement was not performed when the peak measured data under the limit of average detection.

Product : Intel® Dual Band Wireless-AC 8260
Test Item : Band Edge Data
Test Site : No.3 OATS
Test Mode : Mode 2 SISO B: Transmit (802.11n-20BW 7.2Mbps) -Channel 64

RF Radiated Measurement (Horizontal):

Channel No.	Frequency (MHz)	Correct Factor (dB)	Reading Level (dBμV)	Emission Level (dBμV/m)	Peak Limit (dBμV/m)	Arerage Limit (dBμV/m)	Result
64 (Peak)	5322.400	3.638	107.158	110.796	--	--	--
64 (Peak)	5350.000	3.575	61.283	64.858	74.00	54.00	Pass
64 (Average)	5323.000	3.637	96.119	99.756	--	--	--
64 (Average)	5350.000	3.575	44.743	48.318	74.00	54.00	Pass

Figure Channel 64: Horizontal (Peak)

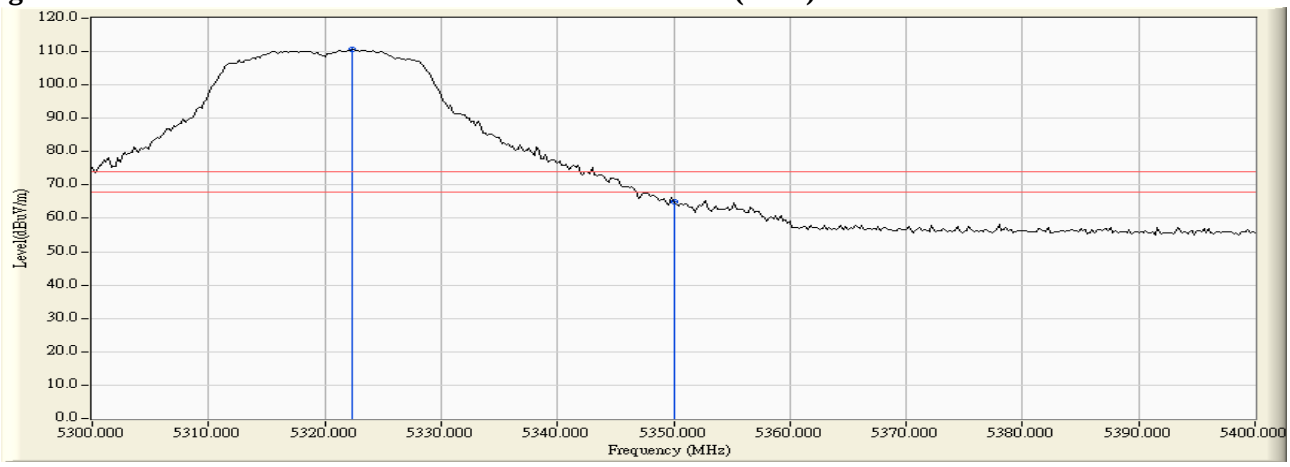

Figure Channel 64: Horizontal (Average)

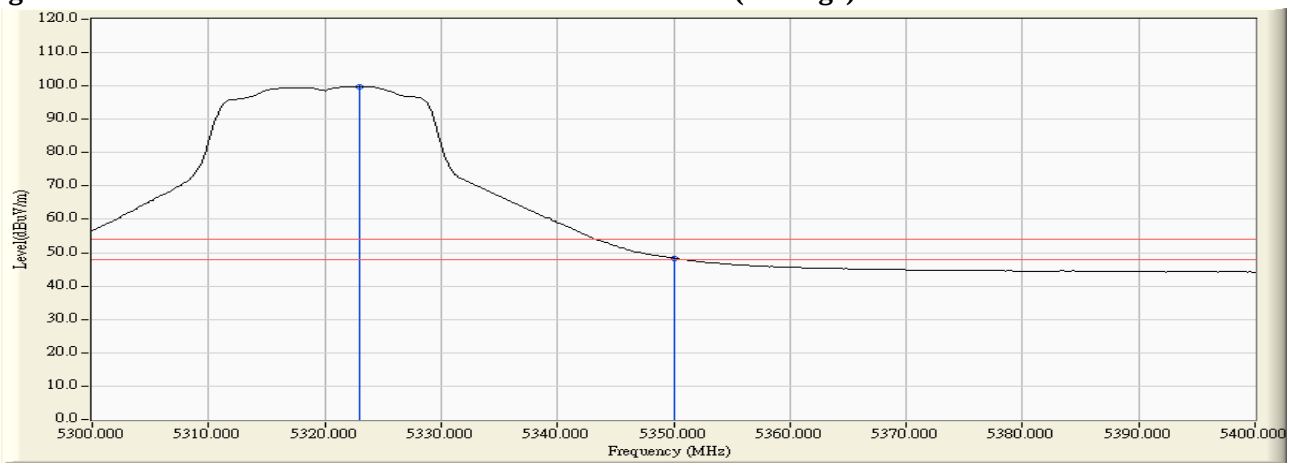

Note:

1. All readings above 1GHz are performed with peak and/or average measurements as necessary.
2. Peak measurements: RBW = 1MHz, VBW = 3 MHz, Sweep: Auto.
3. Average measurements: RBW = 1MHz, VBW = 10 Hz, Sweep: Auto.
4. " * ", means this data is the worst emission level.
5. Measurement Level = Reading Level + Correct Factor.
6. The average measurement was not performed when the peak measured data under the limit of average detection.

Product : Intel® Dual Band Wireless-AC 8260
Test Item : Band Edge Data
Test Site : No.3 OATS
Test Mode : Mode 2 SISO B: Transmit (802.11n-20BW 7.2Mbps) -Channel 64

RF Radiated Measurement (Vertical):

Channel No.	Frequency (MHz)	Correct Factor (dB)	Reading Level (dBμV)	Emission Level (dBμV/m)	Peak Limit (dBμV/m)	Arerage Limit (dBμV/m)	Result
64 (Peak)	5317.000	3.884	109.162	113.046	--	--	--
64 (Peak)	5350.000	3.900	63.620	67.520	74.00	54.00	Pass
64 (Peak)	5350.200	3.901	63.708	67.608	74.00	54.00	Pass
64 (Average)	5322.800	3.890	98.319	102.208	--	--	--
64 (Average)	5350.000	3.900	46.677	50.577	74.00	54.00	Pass

Figure Channel 64: Vertical (Peak)

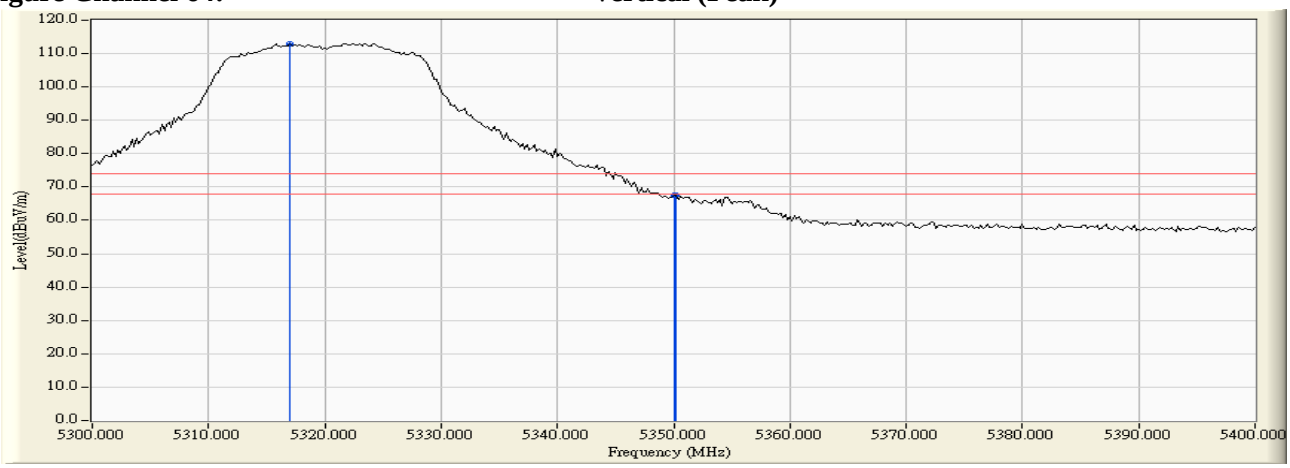

Figure Channel 64: Vertical (Average)

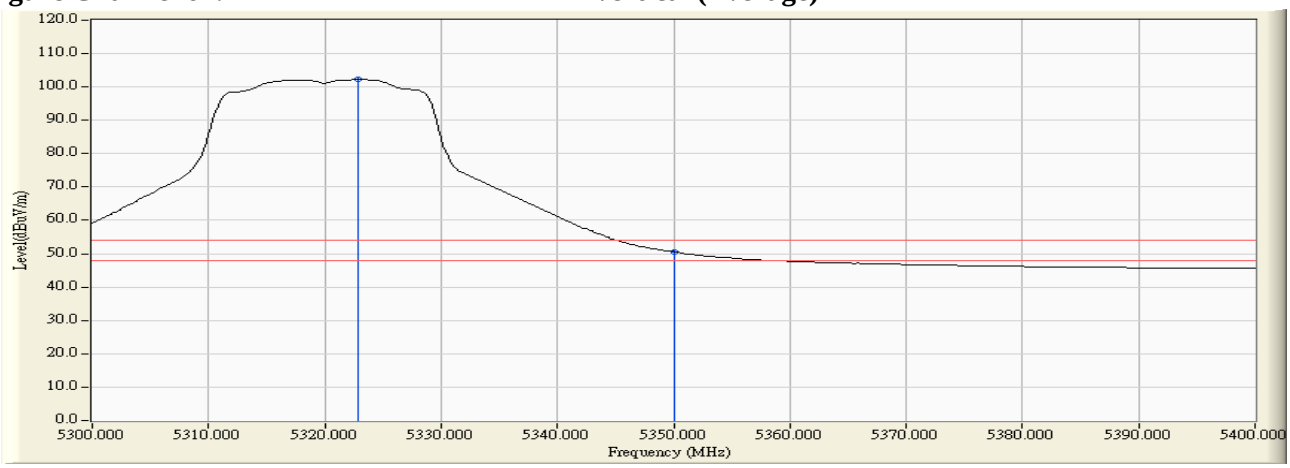

Note:

1. All readings above 1GHz are performed with peak and/or average measurements as necessary.
2. Peak measurements: RBW = 1MHz, VBW = 3 MHz, Sweep: Auto.
3. Average measurements: RBW = 1MHz, VBW = 10 Hz, Sweep: Auto.
4. " * ", means this data is the worst emission level.
5. Measurement Level = Reading Level + Correct Factor.
6. The average measurement was not performed when the peak measured data under the limit of average detection.

Product : Intel® Dual Band Wireless-AC 8260
Test Item : Band Edge Data
Test Site : No.3 OATS
Test Mode : Mode 2 SISO B: Transmit (802.11n-20BW 7.2Mbps) -Channel 100

RF Radiated Measurement (Horizontal):

Channel No.	Frequency (MHz)	Correct Factor (dB)	Reading Level (dBμV)	Emission Level (dBμV/m)	Peak Limit (dBμV/m)	Arerage Limit (dBμV/m)	Result
100 (Peak)	5459.600	3.768	55.105	58.873	74.00	54.00	Pass
100 (Peak)	5460.000	3.775	54.085	57.860	74.00	54.00	Pass
100 (Peak)	5497.000	4.438	104.064	108.502	--	--	--
100 (Average)	5460.000	3.775	41.108	44.883	74.00	54.00	Pass
100 (Average)	5503.000	4.520	92.892	97.411	--	--	--

Figure Channel 100: Horizontal (Peak)

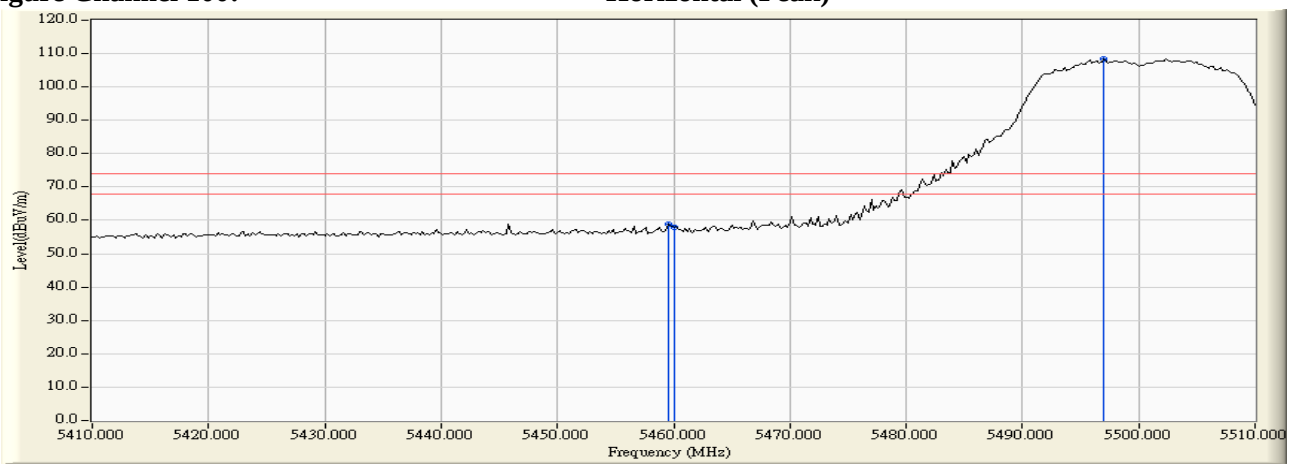

Figure Channel 100: Horizontal (Average)

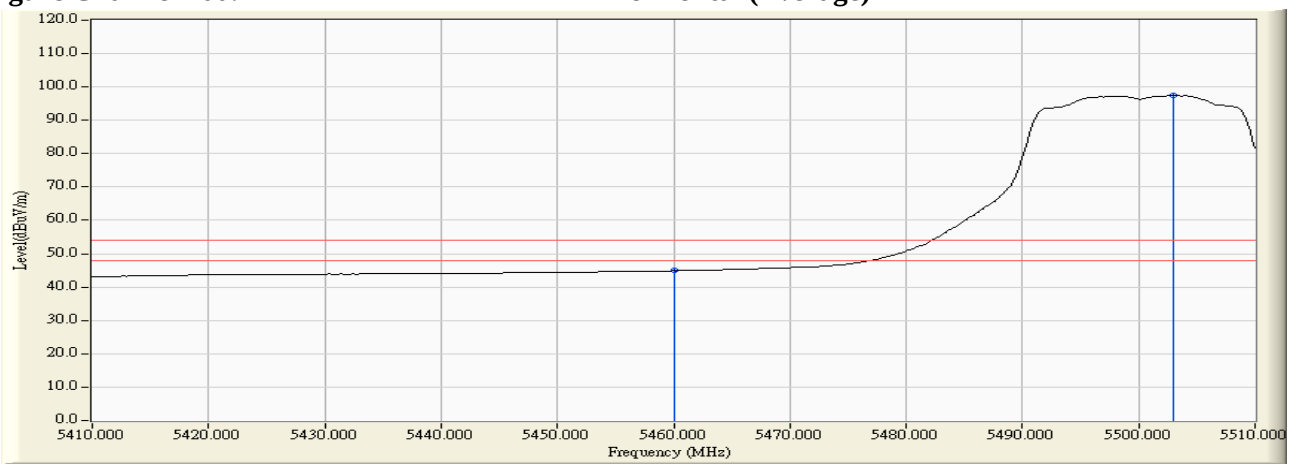

Note:

1. All readings above 1GHz are performed with peak and/or average measurements as necessary.
2. Peak measurements: RBW = 1MHz, VBW = 3 MHz, Sweep: Auto.
3. Average measurements: RBW = 1MHz, VBW = 10 Hz, Sweep: Auto.
4. " * ", means this data is the worst emission level.
5. Measurement Level = Reading Level + Correct Factor.
6. The average measurement was not performed when the peak measured data under the limit of average detection.

Product : Intel® Dual Band Wireless-AC 8260
Test Item : Band Edge Data
Test Site : No.3 OATS
Test Mode : Mode 2 SISO B: Transmit (802.11n-20BW 7.2Mbps) -Channel 100

RF Radiated Measurement (Vertical):

Channel No.	Frequency (MHz)	Correct Factor (dB)	Reading Level (dBμV)	Emission Level (dBμV/m)	Peak Limit (dBμV/m)	Arerage Limit (dBμV/m)	Result
100 (Peak)	5455.800	3.875	59.359	63.234	74.00	54.00	Pass
100 (Peak)	5460.000	3.934	57.943	61.878	74.00	54.00	Pass
100 (Peak)	5498.600	4.445	108.180	112.625	--	--	--
100 (Average)	5460.000	3.934	44.123	48.058	74.00	54.00	Pass
100 (Average)	5502.800	4.488	97.019	101.508	--	--	--

Figure Channel 100: Vertical (Peak)

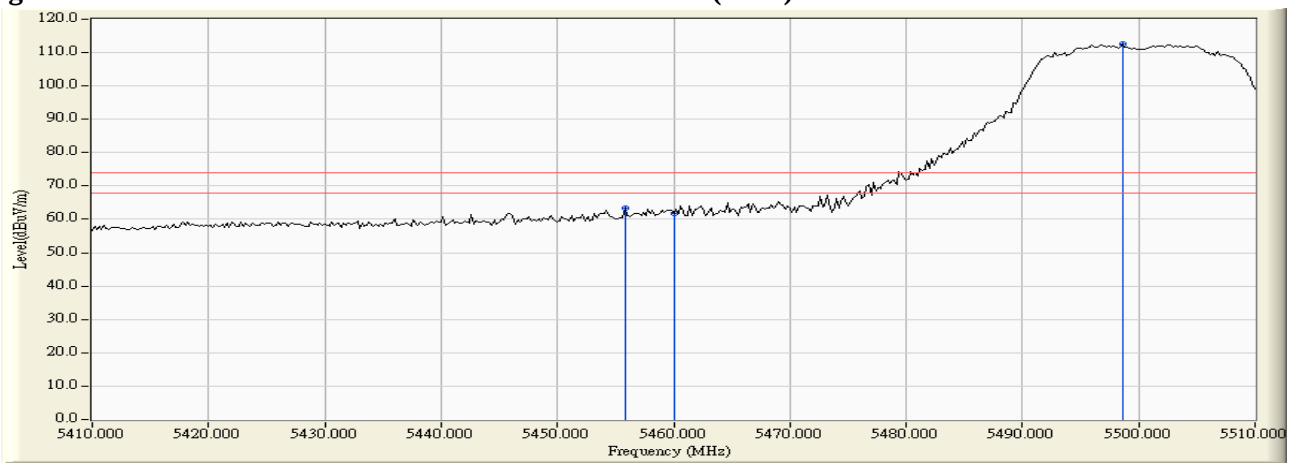

Figure Channel 100: Vertical (Average)

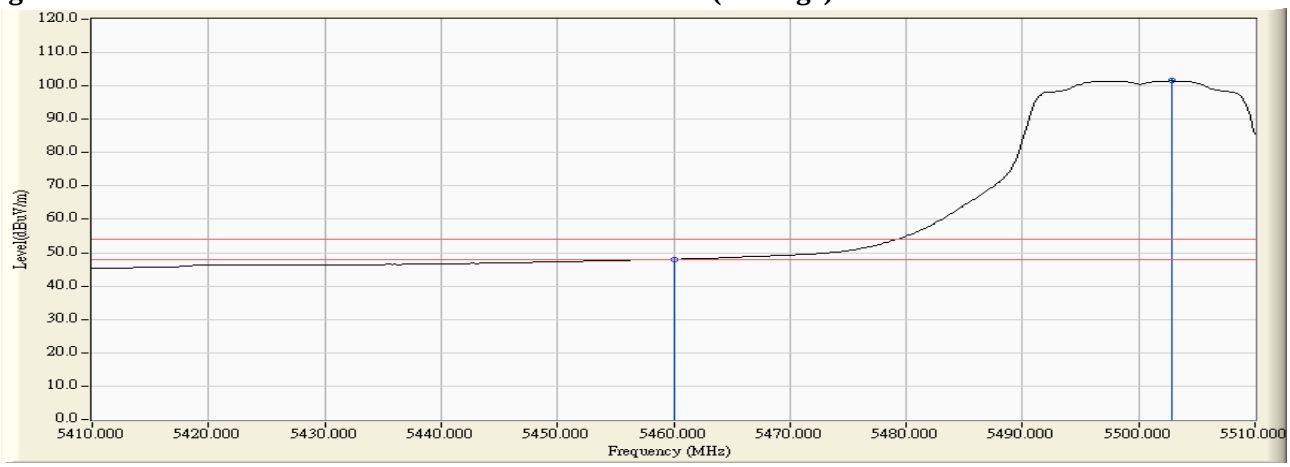

Note:

1. All readings above 1GHz are performed with peak and/or average measurements as necessary.
2. Peak measurements: RBW = 1MHz, VBW = 3 MHz, Sweep: Auto.
3. Average measurements: RBW = 1MHz, VBW = 10 Hz, Sweep: Auto.
4. " * ", means this data is the worst emission level.
5. Measurement Level = Reading Level + Correct Factor.
6. The average measurement was not performed when the peak measured data under the limit of average detection.

Product : Intel® Dual Band Wireless-AC 8260
Test Item : Band Edge Data
Test Site : No.3 OATS
Test Mode : Mode 2 SISO B: Transmit (802.11n-20BW 7.2Mbps) -Channel 100

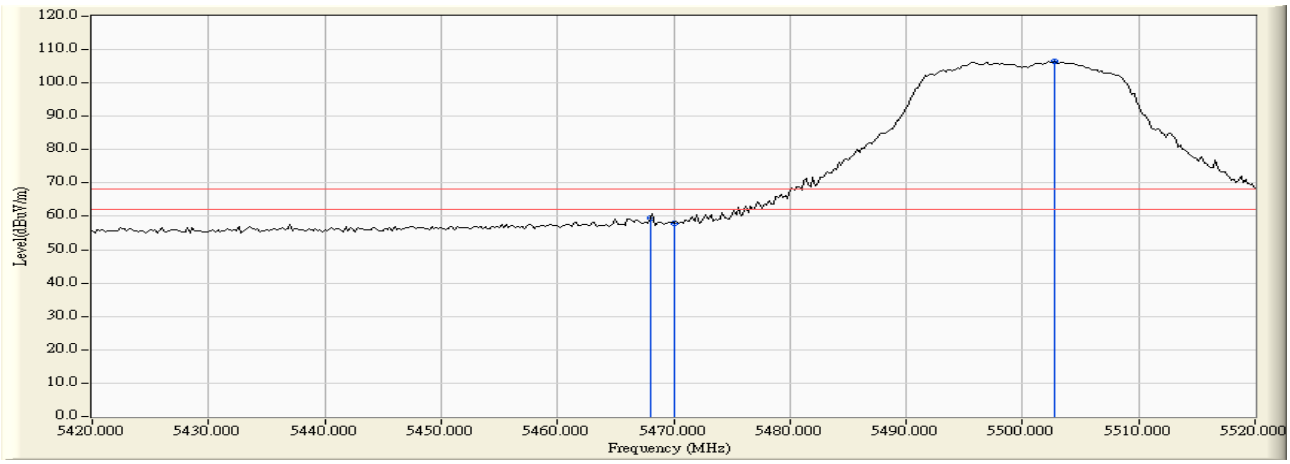

RF Radiated Measurement:

	Frequency (MHz)	Correct Factor (dB)	Reading Level (dBµV)	Measure Level (dBµV/m)	Margin (dB)	Limit (dBµV/m)	Result
Horizontal	5468.000	3.931	55.561	59.492	-8.728	68.220	Pass
Horizontal	5470.000	3.970	54.097	58.067	-10.153	68.220	Pass
Horizontal	5502.800	4.516	101.998	106.514	--	--	Pass

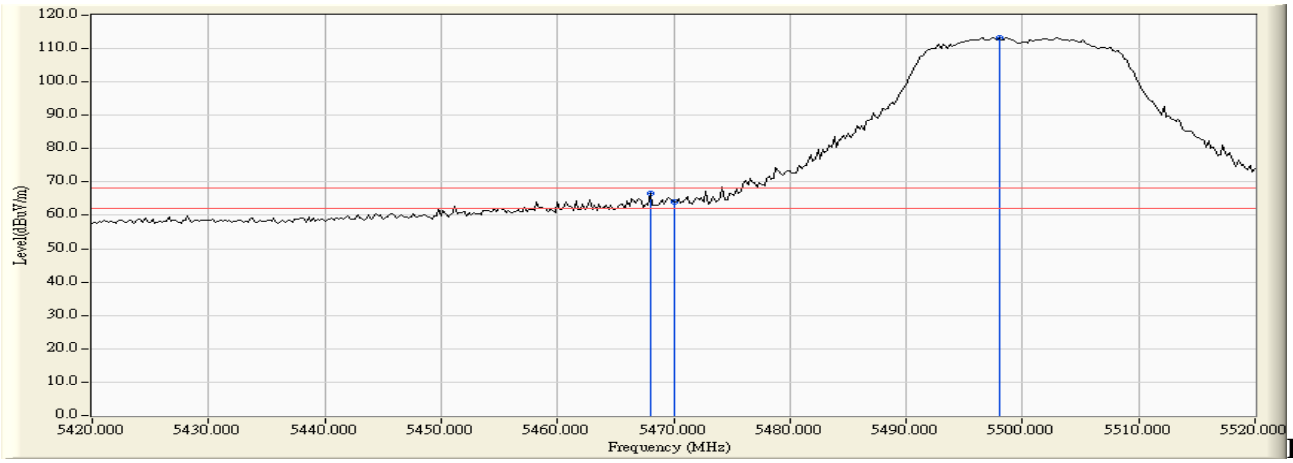

RF Radiated Measurement:

	Frequency (MHz)	Correct Factor (dB)	Reading Level (dBµV)	Measure Level (dBµV/m)	Margin (dB)	Limit (dBµV/m)	Result
Vertical	5468.000	4.050	62.446	66.496	-1.724	68.220	Pass
Vertical	5470.000	4.079	60.074	64.153	-4.067	68.220	Pass
Vertical	5498.000	4.438	108.832	113.271	--	--	Pass

Product : Intel® Dual Band Wireless-AC 8260
Test Item : Band Edge Data
Test Site : No.3 OATS
Test Mode : Mode 2 SISO B: Transmit (802.11n-20BW 7.2Mbps) -Channel 140

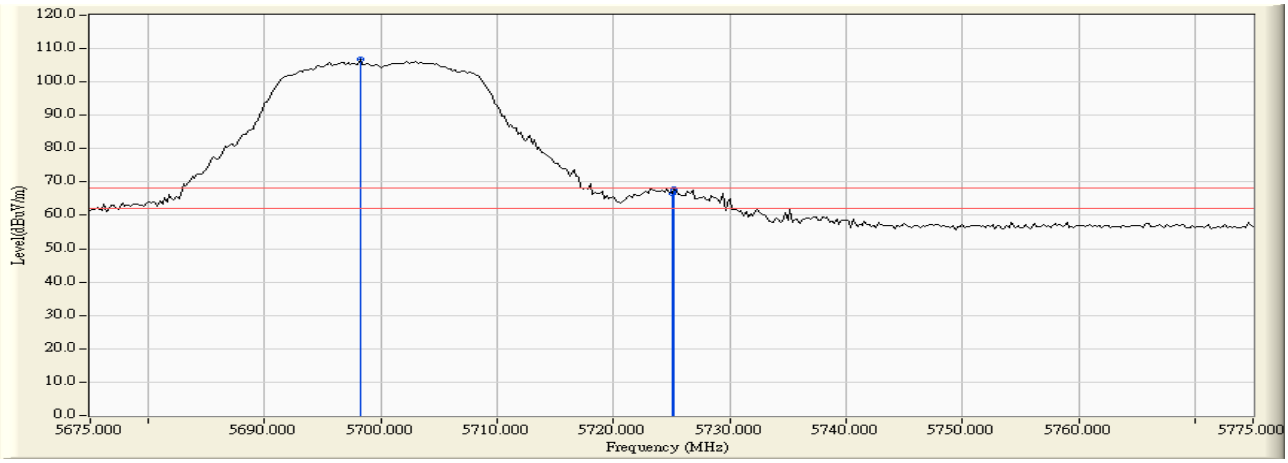

RF Radiated Measurement:

	Frequency (MHz)	Correct Factor (dB)	Reading Level (dBμV)	Measure Level (dBμV/m)	Margin (dB)	Limit (dBμV/m)	Result
Horizontal	5698.200	4.995	101.686	106.681	--	--	Pass
Horizontal	5725.000	5.104	61.357	66.460	-1.760	68.220	Pass
Horizontal	5725.200	5.104	62.877	67.981	-0.239	68.220	Pass

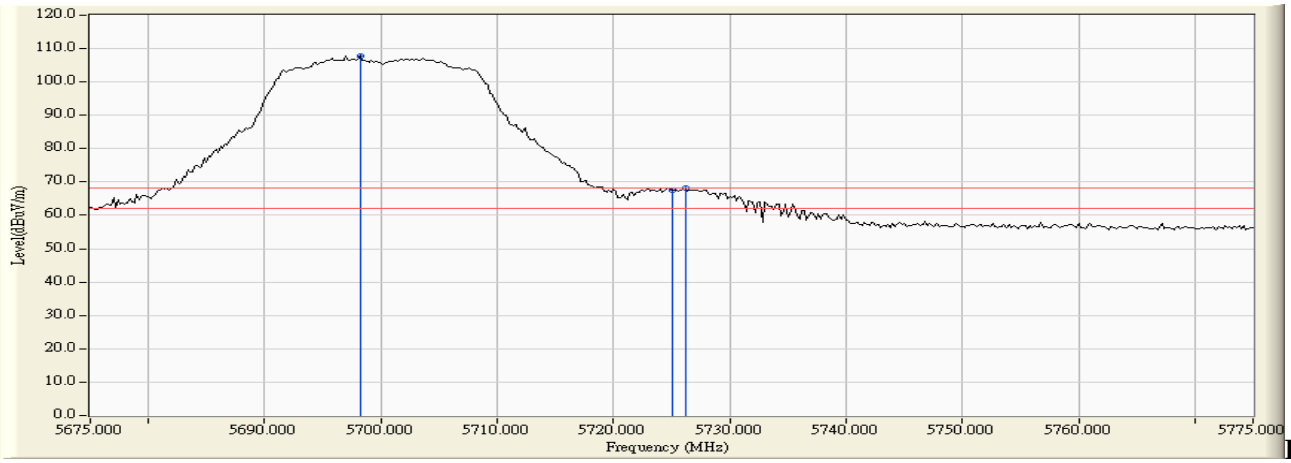

R

F Radiated Measurement:

	Frequency (MHz)	Correct Factor (dB)	Reading Level (dBμV)	Measure Level (dBμV/m)	Margin (dB)	Limit (dBμV/m)	Result
Vertical	5698.200	4.178	103.669	107.846	--	--	Pass
Vertical	5725.000	4.215	63.329	67.544	-0.676	68.220	Pass
Vertical	5726.200	4.218	63.888	68.106	-0.114	68.220	Pass

Product : Intel® Dual Band Wireless-AC 8260
Test Item : Band Edge Data
Test Site : No.3 OATS
Test Mode : Mode 2 SISO B: Transmit (802.11n-20BW 7.2Mbps) -Channel 149

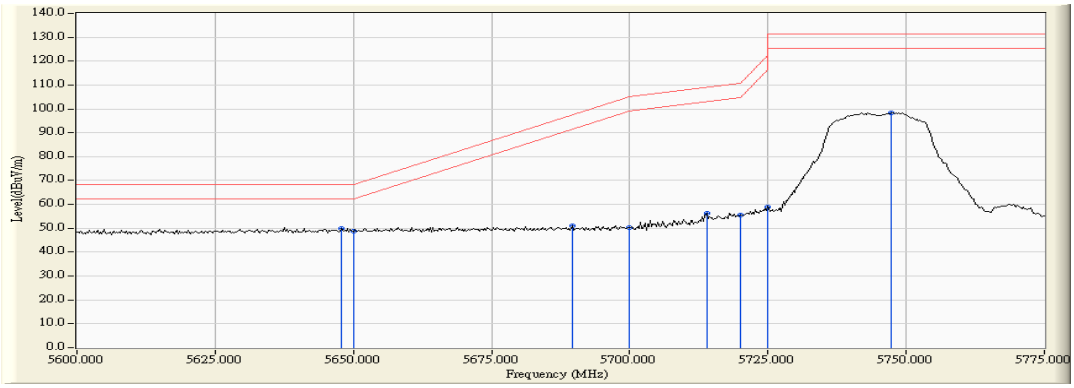

RF Radiated Measurement:

	Frequency (MHz)	Correct Factor (dB)	Reading Level (dBuv)	Measure Level (dBuv /m)	Margin (dB)	Limit (dBuv /m)	Result
Horizontal	5647.935	11.549	38.421	49.971	-18.249	68.220	Pass
Horizontal	5650.000	11.554	37.160	48.715	-19.505	68.220	Pass
Horizontal	5689.529	11.647	39.317	50.964	-46.492	97.456	Pass
Horizontal	5700.000	11.647	38.624	50.271	-54.929	105.200	Pass
Horizontal	5713.877	11.626	44.624	56.250	-52.836	109.086	Pass
Horizontal	5720.000	11.607	43.865	55.472	-55.328	110.800	Pass
Horizontal	5725.000	11.592	47.386	58.978	-63.222	122.200	Pass
Horizontal	5747.355	11.521	86.904	98.425	-32.775	131.200	Pass

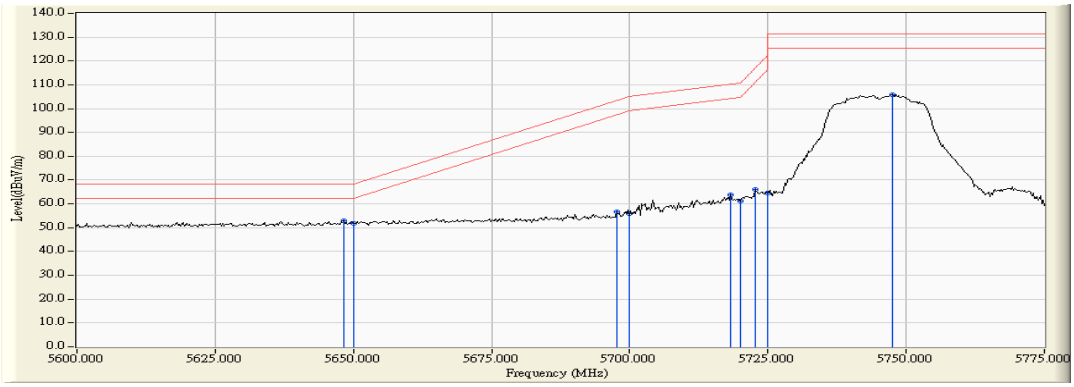

RF Radiated Measurement:

	Frequency (MHz)	Correct Factor (dB)	Reading Level (dBuv)	Measure Level (dBuv /m)	Margin (dB)	Limit (dBuv /m)	Result
Vertical	5648.188	13.030	39.768	52.798	-15.422	68.220	Pass
Vertical	5650.000	13.029	38.872	51.901	-16.319	68.220	Pass
Vertical	5697.645	13.007	43.767	56.775	-46.683	103.458	Pass
Vertical	5700.000	13.003	42.822	55.825	-49.375	105.200	Pass
Vertical	5718.188	12.954	51.037	63.990	-46.303	110.293	Pass
Vertical	5720.000	12.947	48.376	61.323	-49.477	110.800	Pass
Vertical	5722.754	12.938	53.032	65.970	-51.109	117.079	Pass
Vertical	5725.000	12.930	51.645	64.575	-57.625	122.200	Pass
Vertical	5747.609	12.851	93.094	105.945	-25.255	131.200	--

Product : Intel® Dual Band Wireless-AC 8260
Test Item : Band Edge Data
Test Site : No.3 OATS
Test Mode : Mode 2 SISO B: Transmit (802.11n-20BW 7.2Mbps) -Channel 165

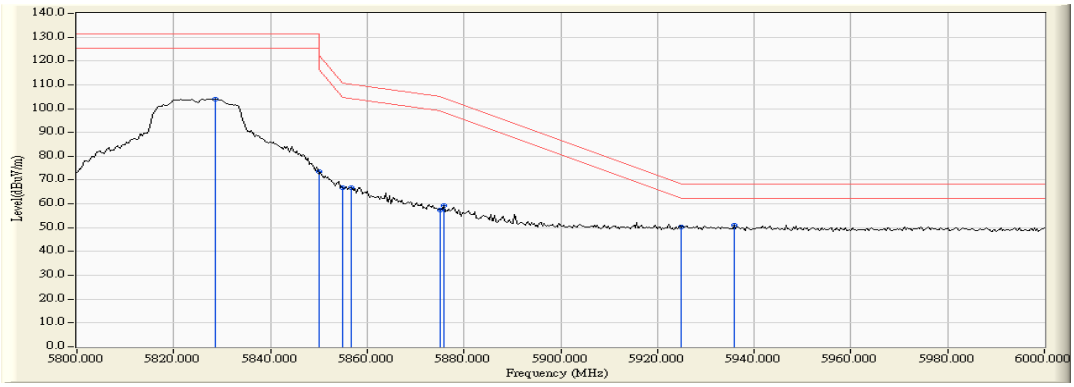

RF Radiated Measurement:

	Frequency (MHz)	Correct Factor (dB)	Reading Level (dBuv)	Measure Level (dBuv /m)	Margin (dB)	Limit (dBuv /m)	Result
Horizontal	5828.696	11.553	92.541	104.094	-27.106	131.200	Pass
Horizontal	5850.000	11.701	61.867	73.568	-48.632	122.200	Pass
Horizontal	5855.000	11.735	54.984	66.719	-44.081	110.800	Pass
Horizontal	5856.812	11.747	55.180	66.928	-43.365	110.293	Pass
Horizontal	5875.000	11.873	45.658	57.531	-47.669	105.200	Pass
Horizontal	5875.942	11.880	47.529	59.409	-45.094	104.503	Pass
Horizontal	5925.000	12.068	38.212	50.281	-17.919	68.200	Pass
Horizontal	5935.942	12.078	39.010	51.088	-17.112	68.200	Pass

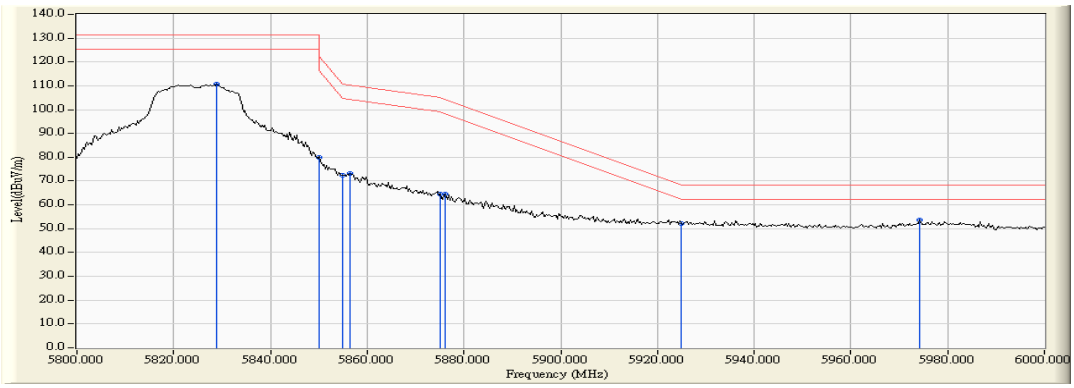

RF Radiated Measurement:

	Frequency (MHz)	Correct Factor (dB)	Reading Level (dBuv)	Measure Level (dBuv /m)	Margin (dB)	Limit (dBuv /m)	Result
Vertical	5828.985	12.729	98.010	110.740	-20.460	131.200	Pass
Vertical	5850.000	12.774	67.133	79.907	-42.293	122.200	Pass
Vertical	5855.000	12.784	59.700	72.484	-38.316	110.800	Pass
Vertical	5856.522	12.787	60.402	73.189	-37.185	110.374	Pass
Vertical	5875.000	12.825	51.592	64.417	-40.783	105.200	Pass
Vertical	5876.232	12.828	51.749	64.577	-39.711	104.288	Pass
Vertical	5925.000	12.911	39.282	52.193	-16.007	68.200	Pass
Vertical	5974.203	12.976	40.733	53.710	-14.490	68.200	Pass

Product : Intel® Dual Band Wireless-AC 8260
Test Item : Band Edge Data
Test Site : No.3 OATS
Test Mode : Mode 2 SISO B: Transmit (802.11n-40BW 15Mbps) -Channel 38

RF Radiated Measurement (Horizontal):

Channel No.	Frequency (MHz)	Correct Factor (dB)	Reading Level (dBμV)	Emission Level (dBμV/m)	Peak Limit (dBμV/m)	Average Limit (dBμV/m)	Result
38 (Peak)	5149.800	2.797	60.836	63.633	74.00	54.00	Pass
38 (Peak)	5150.000	2.796	59.202	61.998	74.00	54.00	Pass
38 (Peak)	5198.600	2.635	104.215	106.850	--	--	--
38 (Average)	5150.000	2.796	46.656	49.452	74.00	54.00	Pass
38 (Average)	5195.200	2.645	92.271	94.917	--	--	--

Figure Channel 38: Horizontal (Peak)

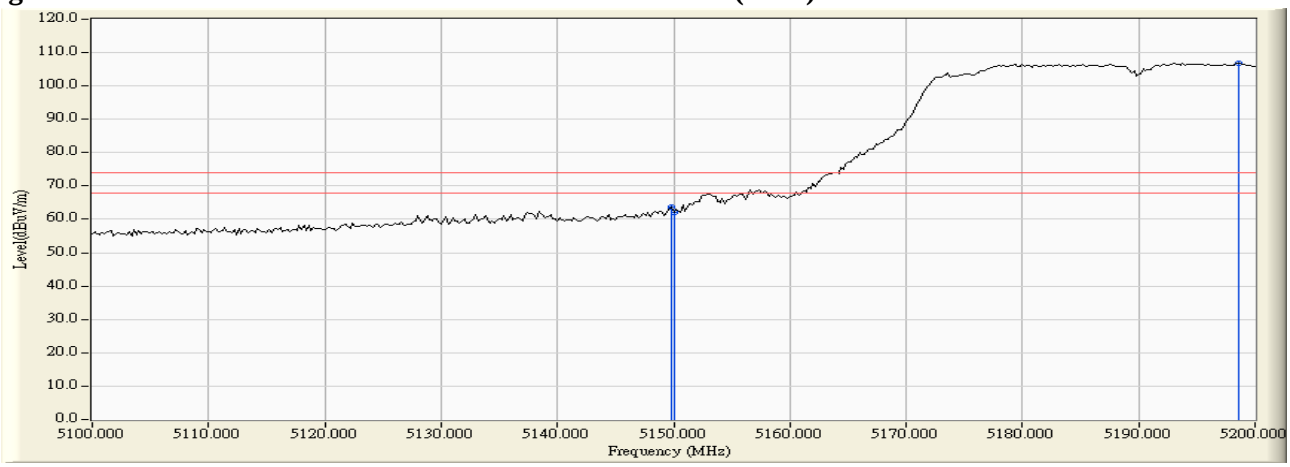

Figure Channel 38: Horizontal (Average)

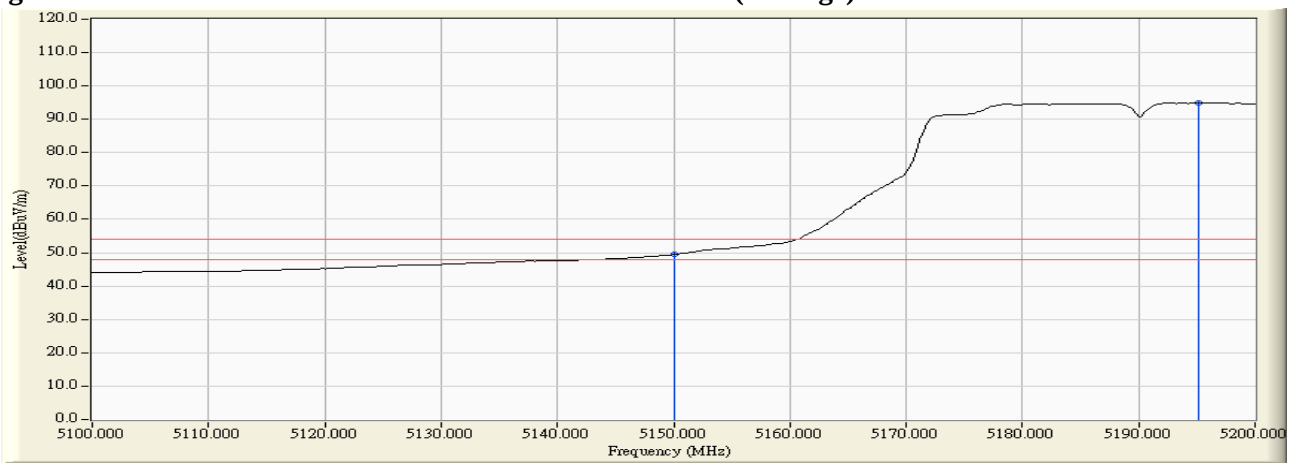

Note:
1. All readings above 1GHz are performed with peak and/or average measurements as necessary.
2. Peak measurements: RBW = 1MHz, VBW = 3 MHz, Sweep: Auto.
3. Average measurements: RBW = 1MHz, VBW = 10 Hz, Sweep: Auto.
4. " * ", means this data is the worst emission level.
5. Measurement Level = Reading Level + Correct Factor.
6. The average measurement was not performed when the peak measured data under the limit of average detection.

Product : Intel® Dual Band Wireless-AC 8260
Test Item : Band Edge Data
Test Site : No.3 OATS
Test Mode : Mode 2 SISO B: Transmit (802.11n-40BW 15Mbps) -Channel 38

RF Radiated Measurement (Vertical):

Channel No.	Frequency (MHz)	Correct Factor (dB)	Reading Level (dBμV)	Emission Level (dBμV/m)	Peak Limit (dBμV/m)	Average Limit (dBμV/m)	Result
38 (Peak)	5150.000	3.331	64.143	67.475	74.00	54.00	Pass
38 (Peak)	5179.200	3.468	106.290	109.759	--	--	--
38 (Average)	5150.000	3.331	49.367	52.699	74.00	54.00	Pass
38 (Average)	5178.800	3.466	94.082	97.549	--	--	--

Figure Channel 38: Vertical (Peak)

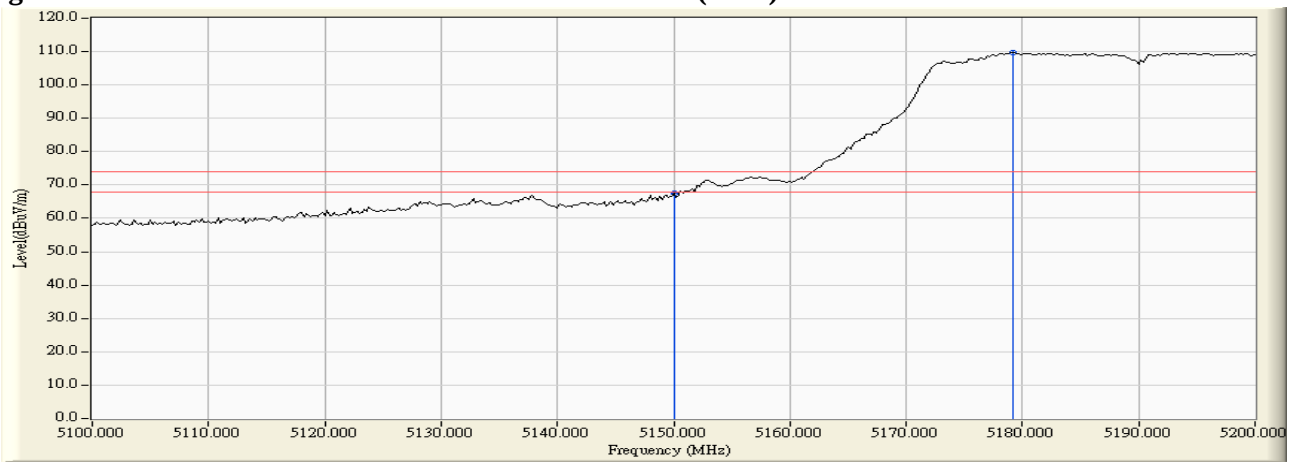

Figure Channel 38: Vertical (Average)

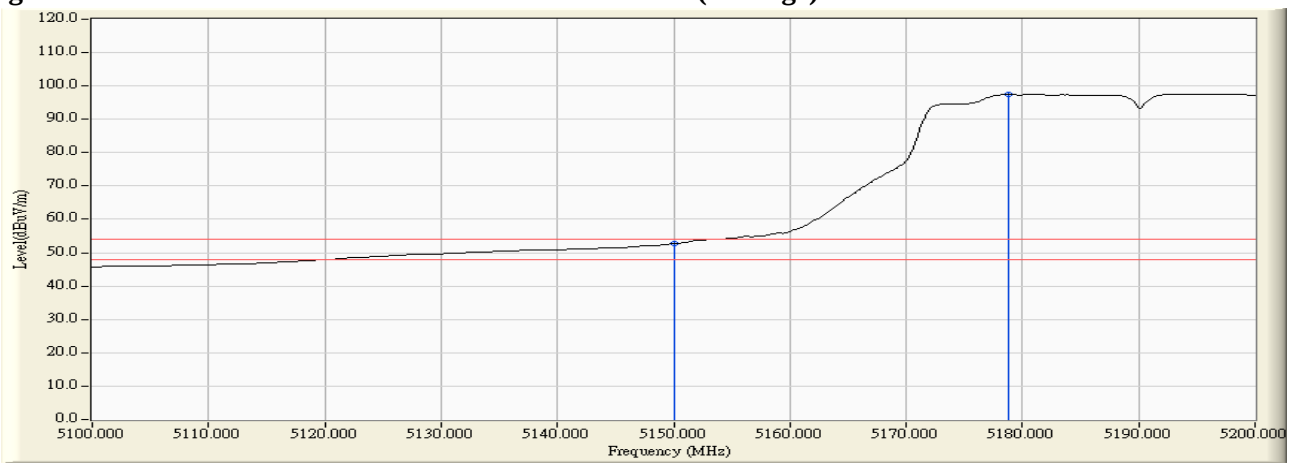

Note:

1. All readings above 1GHz are performed with peak and/or average measurements as necessary.
2. Peak measurements: RBW = 1MHz, VBW = 3 MHz, Sweep: Auto.
3. Average measurements: RBW = 1MHz, VBW = 10 Hz, Sweep: Auto.
4. " * ", means this data is the worst emission level.
5. Measurement Level = Reading Level + Correct Factor.
6. The average measurement was not performed when the peak measured data under the limit of average detection.

Product : Intel® Dual Band Wireless-AC 8260
Test Item : Band Edge Data
Test Site : No.3 OATS
Test Mode : Mode 2 SISO B: Transmit (802.11n-40BW 15Mbps) -Channel 62

RF Radiated Measurement (Horizontal):

Channel No.	Frequency (MHz)	Correct Factor (dB)	Reading Level (dBμV)	Emission Level (dBμV/m)	Peak Limit (dBμV/m)	Arerage Limit (dBμV/m)	Result
62 (Peak)	5313.600	3.654	102.325	105.980	--	--	--
62 (Peak)	5350.000	3.575	62.373	65.948	74.00	54.00	Pass
62 (Peak)	5354.400	3.551	62.964	66.515	74.00	54.00	Pass
62 (Average)	5321.400	3.639	90.249	93.889	--	--	--
62 (Average)	5350.000	3.575	47.965	51.540	74.00	54.00	Pass

Figure Channel 62: Horizontal (Peak)

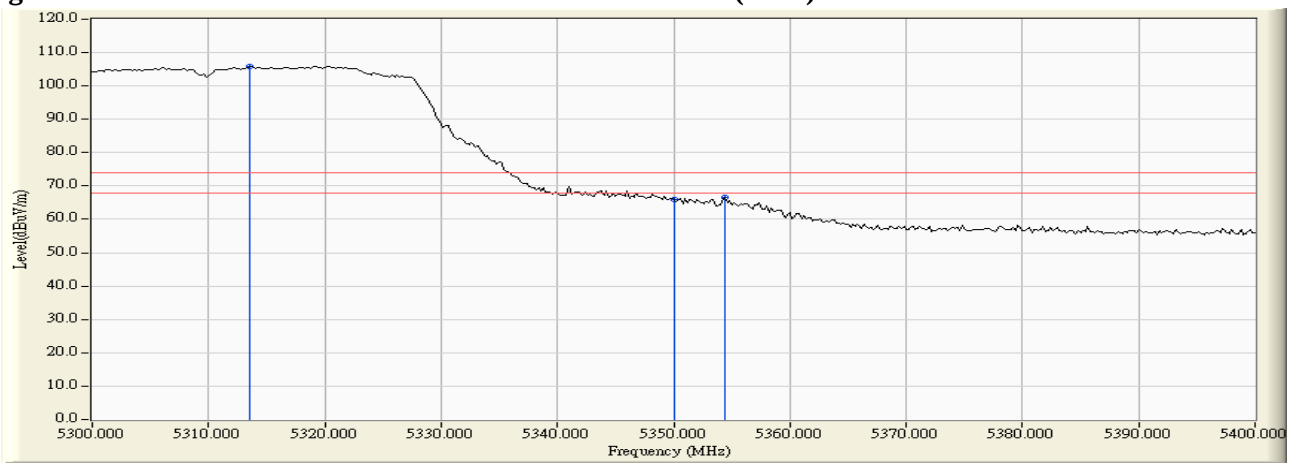

Figure Channel 62: Horizontal (Average)

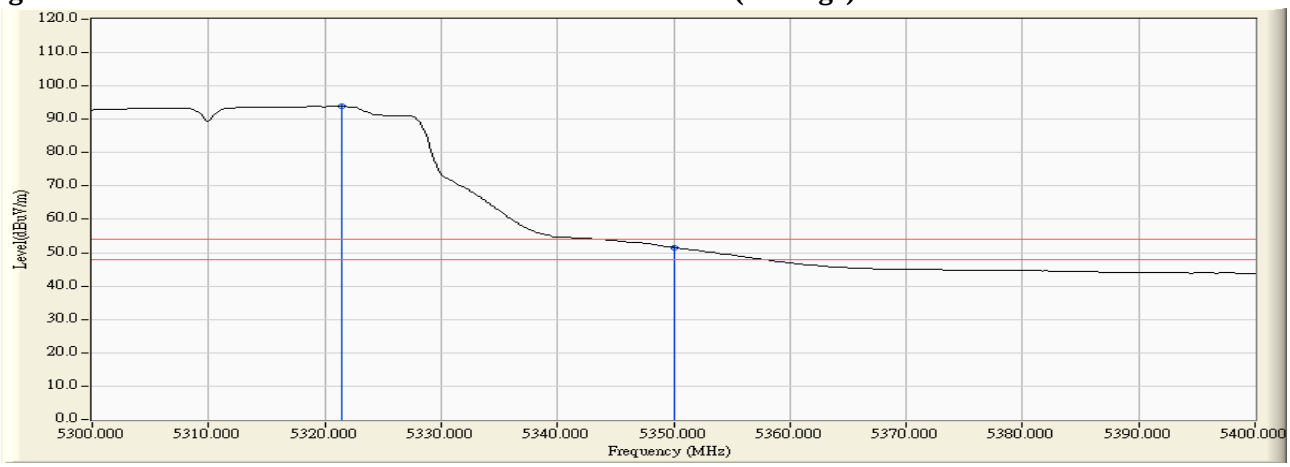

Note:

1. All readings above 1GHz are performed with peak and/or average measurements as necessary.
2. Peak measurements: RBW = 1MHz, VBW = 3 MHz, Sweep: Auto.
3. Average measurements: RBW = 1MHz, VBW = 10 Hz, Sweep: Auto.
4. " * ", means this data is the worst emission level.
5. Measurement Level = Reading Level + Correct Factor.
6. The average measurement was not performed when the peak measured data under the limit of average detection.

Product : Intel® Dual Band Wireless-AC 8260
Test Item : Band Edge Data
Test Site : No.3 OATS
Test Mode : Mode 2 SISO B: Transmit (802.11n-40BW 15Mbps) -Channel 62

RF Radiated Measurement (Vertical):

Channel No.	Frequency (MHz)	Correct Factor (dB)	Reading Level (dBμV)	Emission Level (dBμV/m)	Peak Limit (dBμV/m)	Arerage Limit (dBμV/m)	Result
62 (Peak)	5319.200	3.886	104.168	108.054	--	--	--
62 (Peak)	5350.000	3.900	63.480	67.380	74.00	54.00	Pass
62 (Peak)	5354.800	3.886	63.869	67.755	74.00	54.00	Pass
62 (Average)	5321.200	3.888	92.294	96.182	--	--	--
62 (Average)	5350.000	3.900	49.515	53.415	74.00	54.00	Pass

Figure Channel 62: Vertical (Peak)

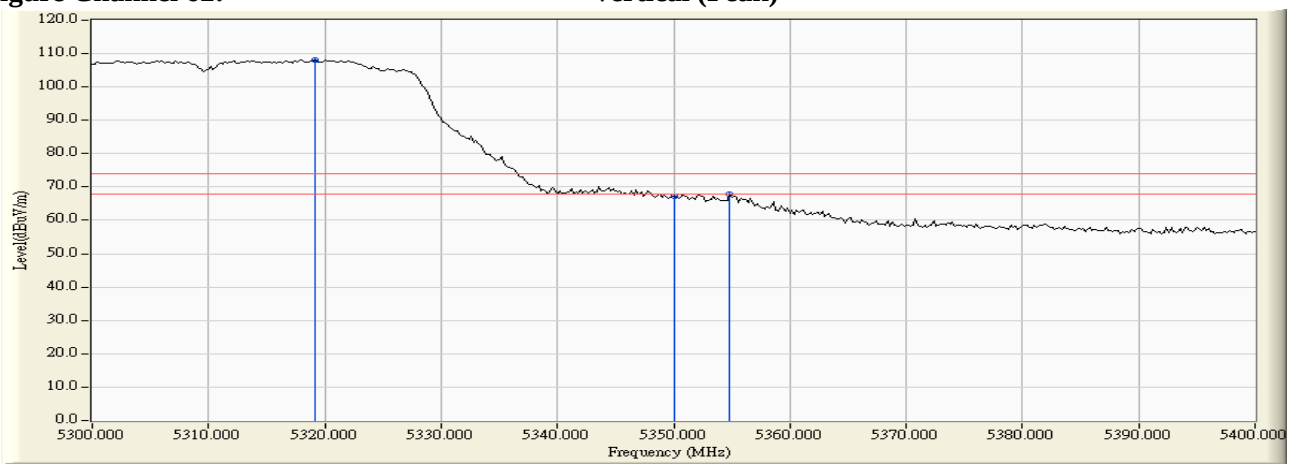

Figure Channel 62: Vertical (Average)

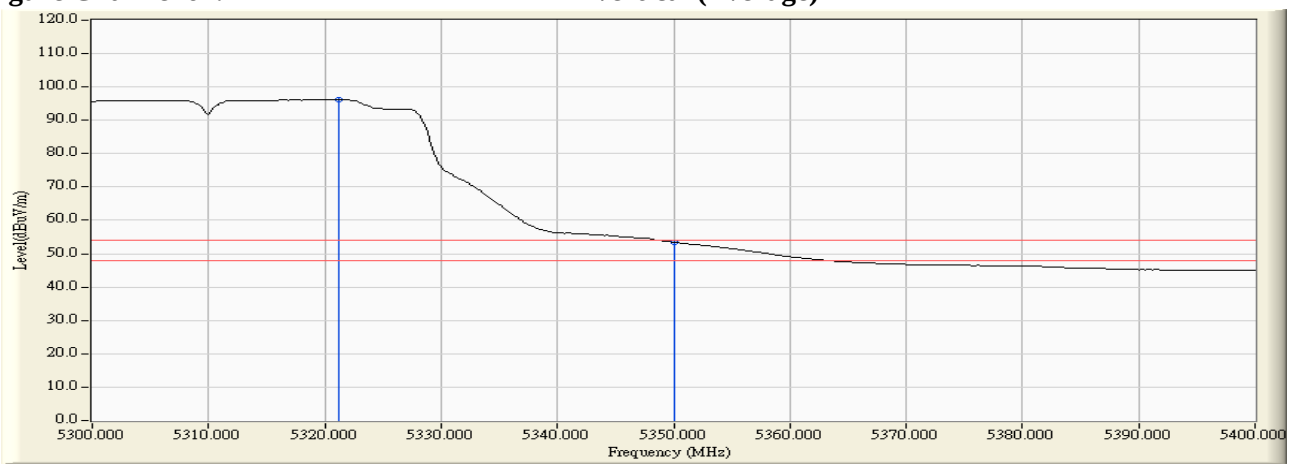

Note:

1. All readings above 1GHz are performed with peak and/or average measurements as necessary.
2. Peak measurements: RBW = 1MHz, VBW = 3 MHz, Sweep: Auto.
3. Average measurements: RBW = 1MHz, VBW = 10 Hz, Sweep: Auto.
4. " * ", means this data is the worst emission level.
5. Measurement Level = Reading Level + Correct Factor.
6. The average measurement was not performed when the peak measured data under the limit of average detection.

Product : Intel® Dual Band Wireless-AC 8260
Test Item : Band Edge Data
Test Site : No.3 OATS
Test Mode : Mode 2 SISO B: Transmit (802.11n-40BW 15Mbps) -Channel 102

RF Radiated Measurement (Horizontal):

Channel No.	Frequency (MHz)	Correct Factor (dB)	Reading Level (dBμV)	Emission Level (dBμV/m)	Peak Limit (dBμV/m)	Arerage Limit (dBμV/m)	Result
102 (Peak)	5451.200	3.629	55.731	59.360	74.00	54.00	Pass
102 (Peak)	5460.000	3.775	53.700	57.475	74.00	54.00	Pass
102 (Peak)	5500.200	4.481	99.154	103.635	--	--	--
102 (Average)	5460.000	3.775	41.626	45.401	74.00	54.00	Pass
102 (Average)	5504.600	4.542	87.329	91.870	--	--	--

Figure Channel 102: Horizontal (Peak)

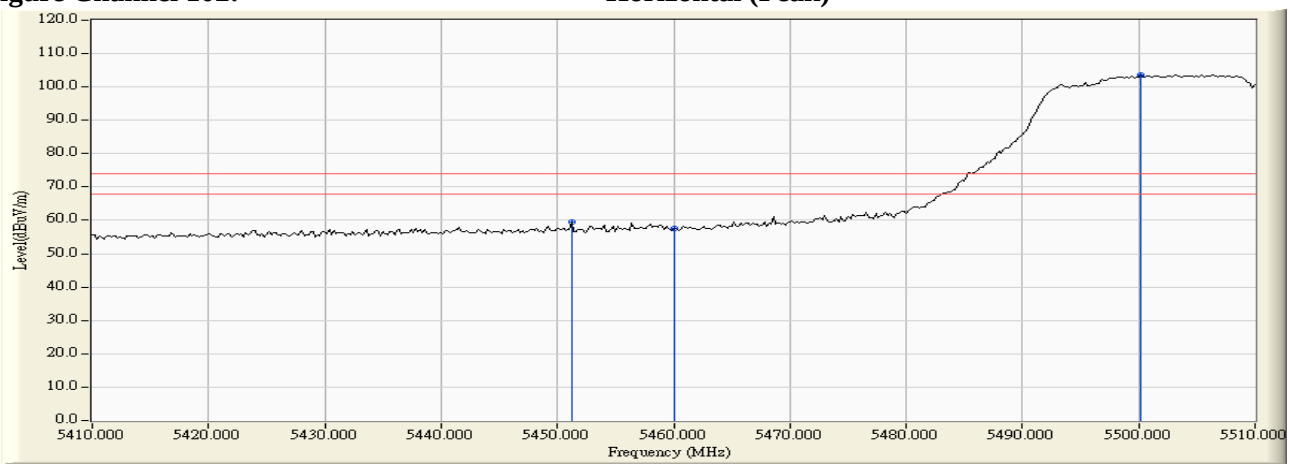

Figure Channel 102: Horizontal (Average)

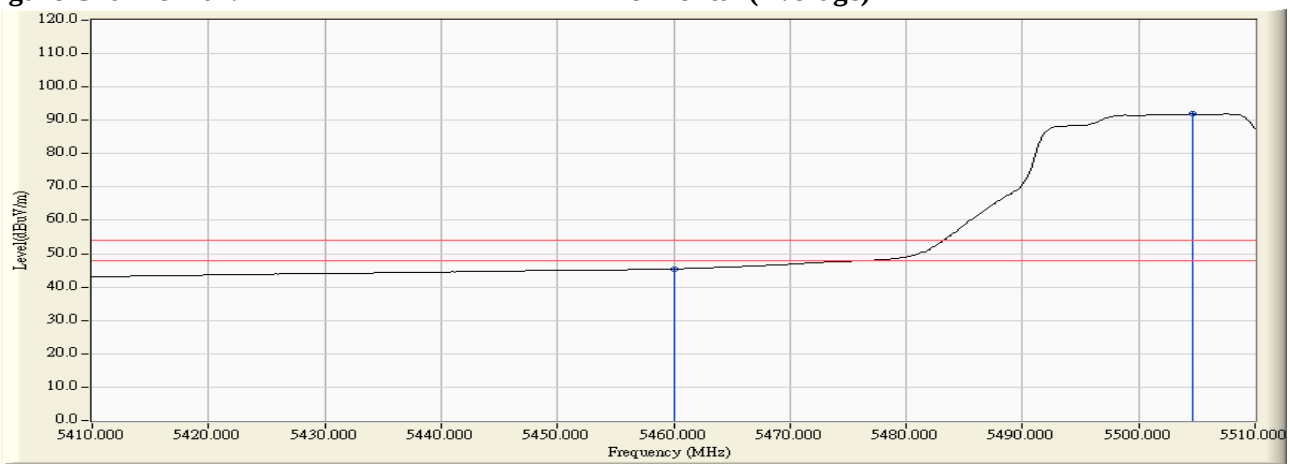

Note:

1. All readings above 1GHz are performed with peak and/or average measurements as necessary.
2. Peak measurements: RBW = 1MHz, VBW = 3 MHz, Sweep: Auto.
3. Average measurements: RBW = 1MHz, VBW = 10 Hz, Sweep: Auto.
4. " * ", means this data is the worst emission level.
5. Measurement Level = Reading Level + Correct Factor.
6. The average measurement was not performed when the peak measured data under the limit of average detection.

Product : Intel® Dual Band Wireless-AC 8260
Test Item : Band Edge Data
Test Site : No.3 OATS
Test Mode : Mode 2 SISO B: Transmit (802.11n-40BW 15Mbps) -Channel 102

RF Radiated Measurement (Vertical):

Channel No.	Frequency (MHz)	Correct Factor (dB)	Reading Level (dBμV)	Emission Level (dBμV/m)	Peak Limit (dBμV/m)	Arerage Limit (dBμV/m)	Result
102 (Peak)	5457.800	3.903	60.183	64.086	74.00	54.00	Pass
102 (Peak)	5460.000	3.934	58.142	62.077	74.00	54.00	Pass
102 (Peak)	5506.200	4.511	103.103	107.614	--	--	--
102 (Average)	5459.800	3.932	44.999	48.931	74.00	54.00	Pass
102 (Average)	5460.000	3.934	44.993	48.928	74.00	54.00	Pass
102 (Average)	5504.200	4.503	91.041	95.544	--	--	--

Figure Channel 102: Vertical (Peak)

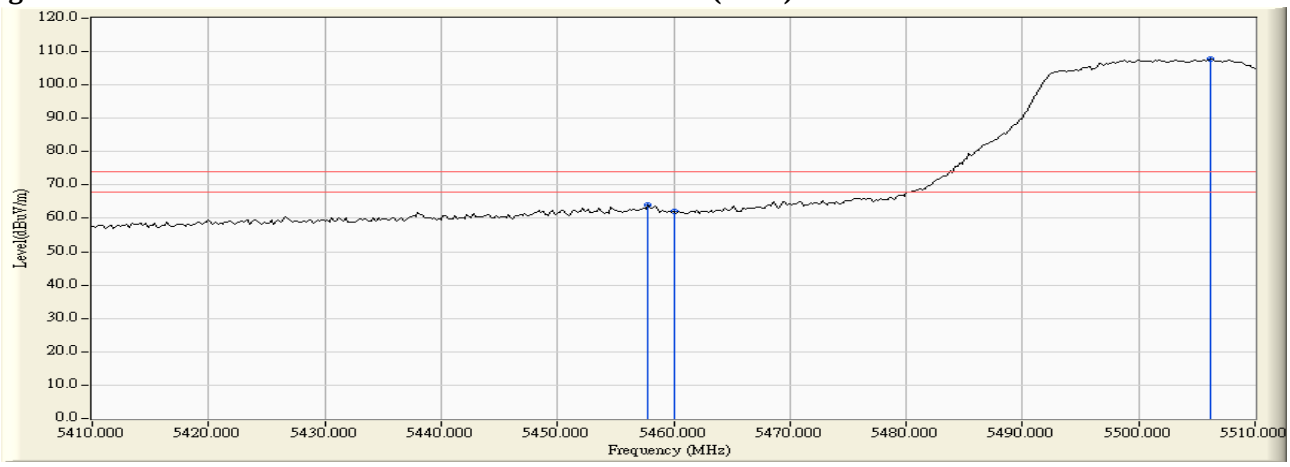

Figure Channel 102: Vertical (Average)

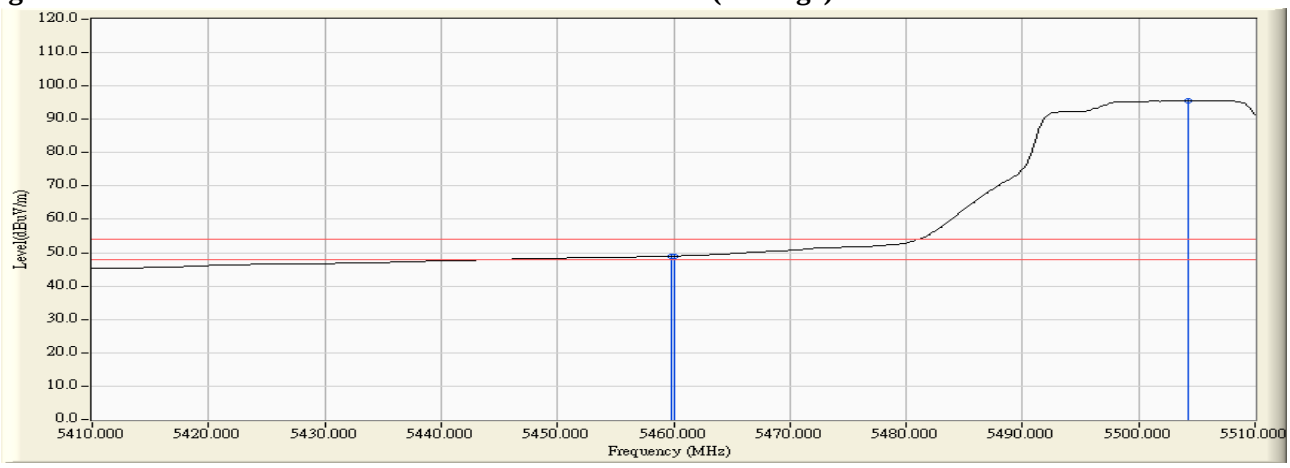

Note:

1. All readings above 1GHz are performed with peak and/or average measurements as necessary.
2. Peak measurements: RBW = 1MHz, VBW = 3 MHz, Sweep: Auto.
3. Average measurements: RBW = 1MHz, VBW = 10 Hz, Sweep: Auto.
4. " * ", means this data is the worst emission level.
5. Measurement Level = Reading Level + Correct Factor.
6. The average measurement was not performed when the peak measured data under the limit of average detection.

Product : Intel® Dual Band Wireless-AC 8260
Test Item : Band Edge Data
Test Site : No.3 OATS
Test Mode : Mode 2 SISO B: Transmit (802.11n-40BW 15Mbps) -Channel 102

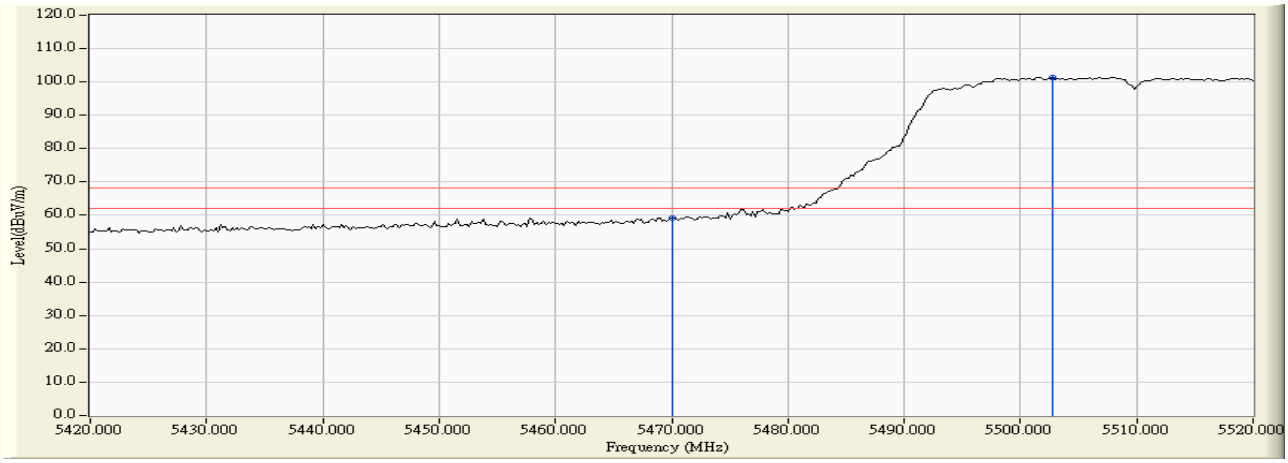

RF Radiated Measurement:

	Frequency (MHz)	Correct Factor (dB)	Reading Level (dBμV)	Measure Level (dBμV/m)	Margin (dB)	Limit (dBμV/m)	Result
Horizontal	5470.000	3.970	55.329	59.299	-8.921	68.220	Pass
Horizontal	5502.800	4.516	96.895	101.411	--	--	Pass

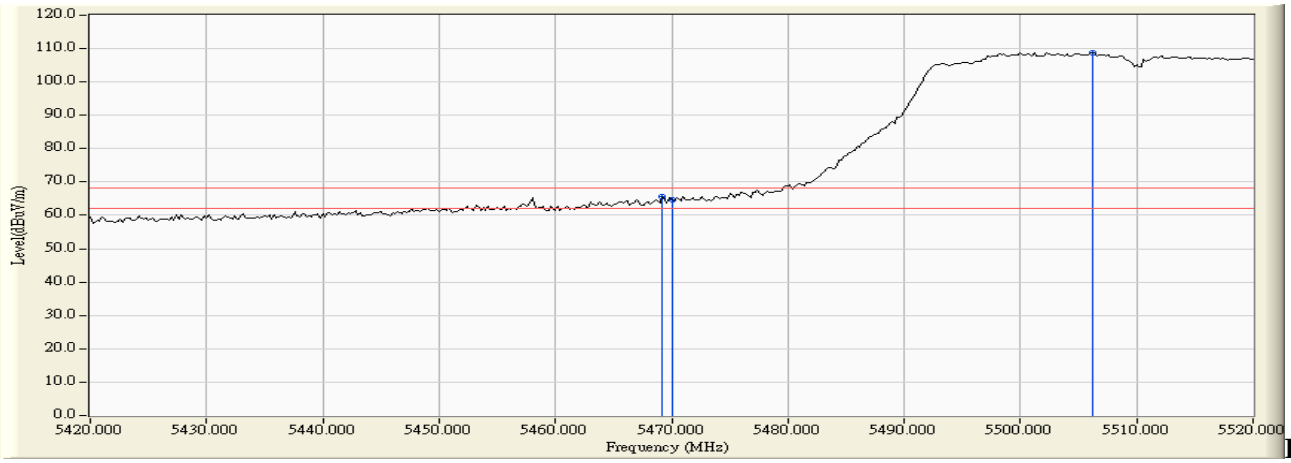

R

F Radiated Measurement:

	Frequency (MHz)	Correct Factor (dB)	Reading Level (dBμV)	Measure Level (dBμV/m)	Margin (dB)	Limit (dBμV/m)	Result
Vertical	5469.200	4.067	61.516	65.584	-2.636	68.220	Pass
Vertical	5470.000	4.079	60.626	64.705	-3.515	68.220	Pass
Vertical	5506.200	4.511	104.280	108.791	--	--	Pass

Product : Intel® Dual Band Wireless-AC 8260
Test Item : Band Edge Data
Test Site : No.3 OATS
Test Mode : Mode 2 SISO B: Transmit (802.11n-40BW 15Mbps) -Channel 134

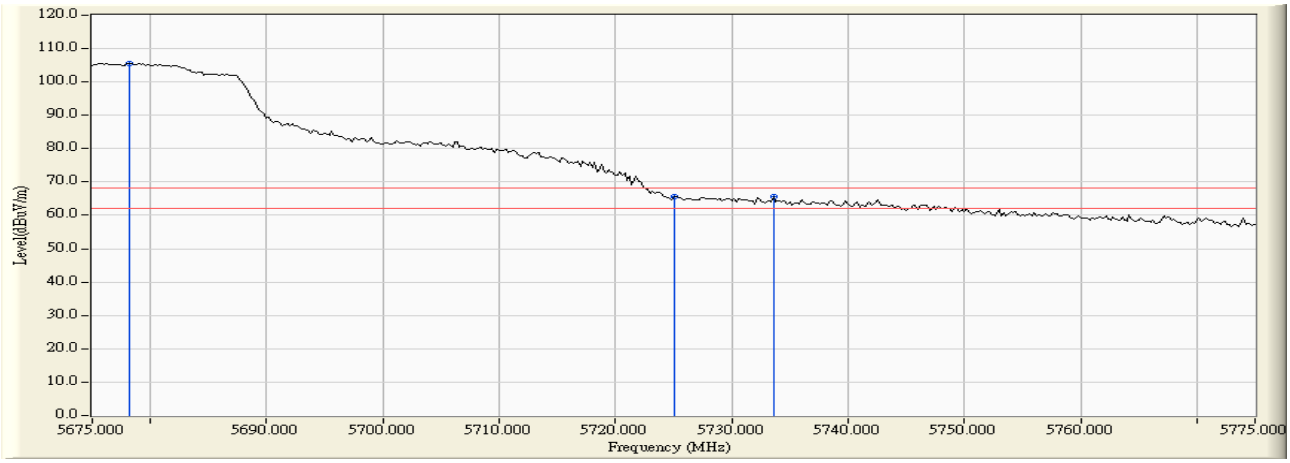

RF Radiated Measurement:

	Frequency (MHz)	Correct Factor (dB)	Reading Level (dBμV)	Measure Level (dBμV/m)	Margin (dB)	Limit (dBμV/m)	Result
Horizontal	5678.200	4.919	100.741	105.660	--	--	Pass
Horizontal	5725.000	5.104	60.450	65.553	-2.667	68.220	Pass
Horizontal	5733.600	5.139	60.632	65.771	-2.449	68.220	Pass

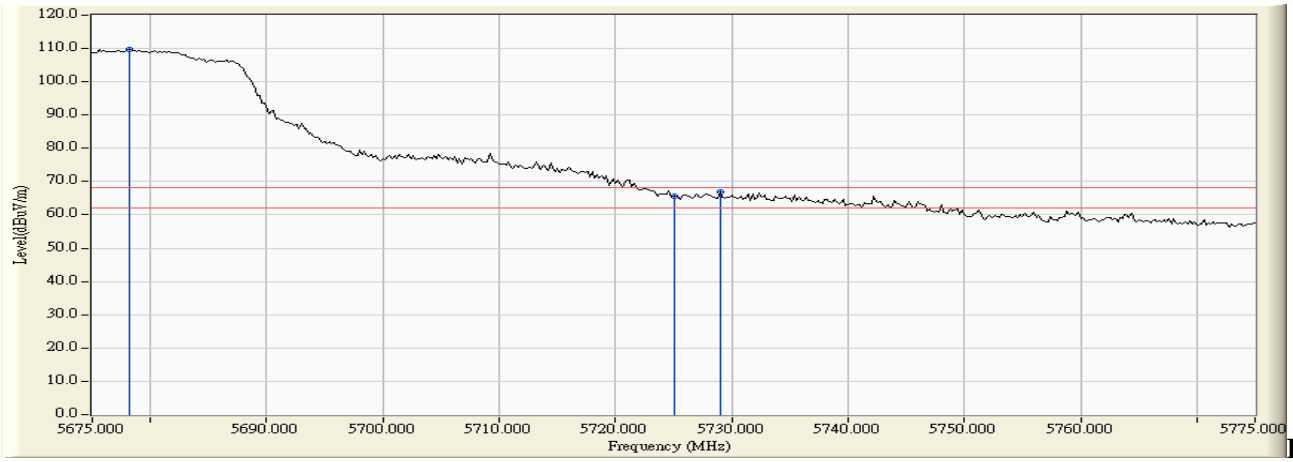

RF Radiated Measurement:

	Frequency (MHz)	Correct Factor (dB)	Reading Level (dBμV)	Measure Level (dBμV/m)	Margin (dB)	Limit (dBμV/m)	Result
Vertical	5678.200	4.258	105.301	109.559	--	--	Pass
Vertical	5725.000	4.215	61.436	65.651	-2.569	68.220	Pass
Vertical	5729.000	4.227	62.649	66.876	-1.344	68.220	Pass

Product : Intel® Dual Band Wireless-AC 8260
Test Item : Band Edge Data
Test Site : No.3 OATS
Test Mode : Mode 2 SISO B: Transmit (802.11n-40BW 15Mbps) -Channel 151

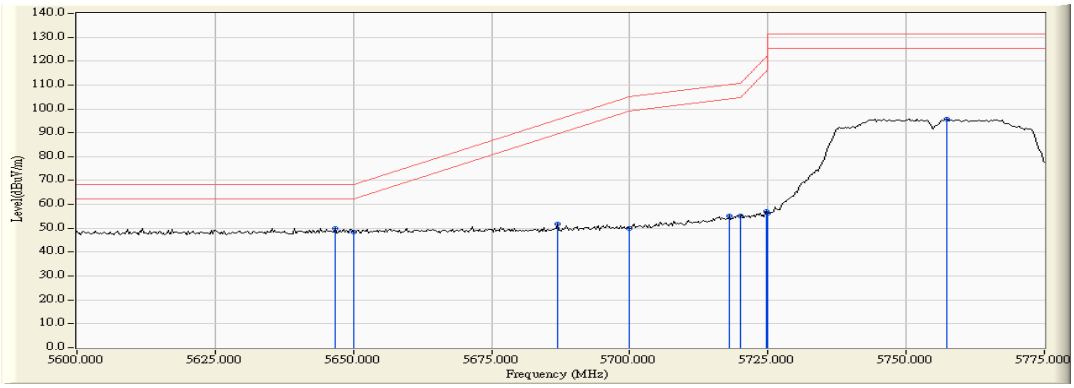

RF Radiated Measurement :

	Frequency (MHz)	Correct Factor (dB)	Reading Level (dBuv)	Measure Level (dBuv /m)	Margin (dB)	Limit (dBuv /m)	Result
Horizontal	5646.667	11.547	38.370	49.917	-18.303	68.220	Pass
Horizontal	5650.000	11.554	36.779	48.334	-19.886	68.220	Pass
Horizontal	5686.993	11.641	40.058	51.699	-43.881	95.580	Pass
Horizontal	5700.000	11.647	38.317	49.964	-55.236	105.200	Pass
Horizontal	5717.935	11.613	43.462	55.075	-55.147	110.222	Pass
Horizontal	5720.000	11.607	43.390	54.997	-55.803	110.800	Pass
Horizontal	5724.783	11.593	45.495	57.088	-64.617	121.705	Pass
Horizontal	5725.000	11.592	44.707	56.299	-65.901	122.200	Pass
Horizontal	5757.246	11.490	84.254	95.744	-35.456	131.200	Pass

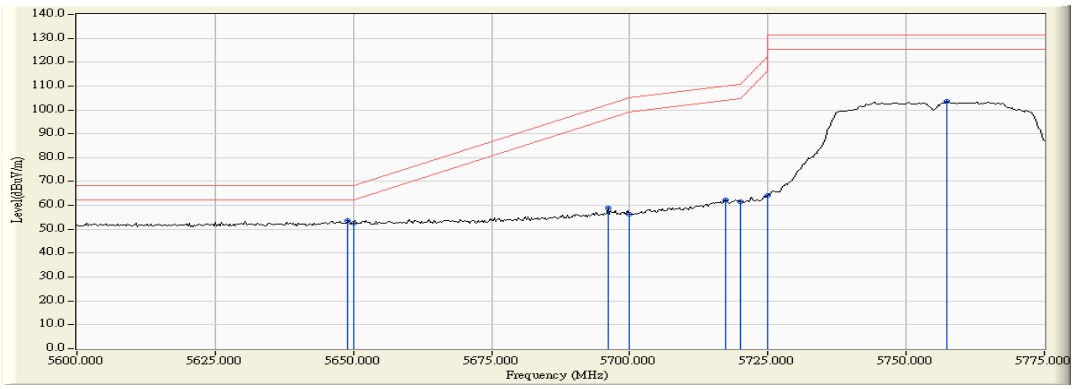

RF Radiated Measurement:

	Frequency (MHz)	Correct Factor (dB)	Reading Level (dBuv)	Measure Level (dBuv /m)	Margin (dB)	Limit (dBuv /m)	Result
Vertical	5648.949	13.029	40.483	53.513	-14.707	68.220	Pass
Vertical	5650.000	13.029	39.332	52.361	-15.859	68.220	Pass
Vertical	5696.123	13.011	45.804	58.815	-43.518	102.333	Pass
Vertical	5700.000	13.003	43.308	56.311	-48.889	105.200	Pass
Vertical	5717.428	12.957	49.280	62.236	-47.844	110.080	Pass
Vertical	5720.000	12.947	48.694	61.641	-49.159	110.800	Pass
Vertical	5725.000	12.930	51.148	64.078	-58.122	122.200	Pass
Vertical	5757.246	12.817	90.729	103.546	-27.654	131.200	Pass

Product : Intel® Dual Band Wireless-AC 8260
Test Item : Band Edge Data
Test Site : No.3 OATS
Test Mode : Mode 2 SISO B: Transmit (802.11n-40BW 15Mbps) -Channel 159

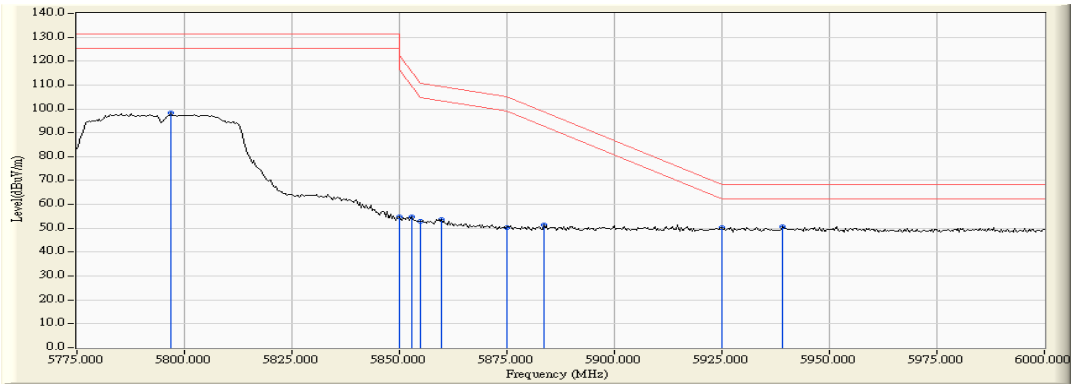

RF Radiated Measurement:

	Frequency (MHz)	Correct Factor (dB)	Reading Level (dBuv)	Measure Level (dBuv /m)	Margin (dB)	Limit (dBuv /m)	Result
Horizontal	5796.848	11.379	86.778	98.157	-33.043	131.200	Pass
Horizontal	5850.000	11.701	43.009	54.710	-67.490	122.200	Pass
Horizontal	5852.935	11.721	43.132	54.853	-60.655	115.508	Pass
Horizontal	5855.000	11.735	41.349	53.084	-57.716	110.800	Pass
Horizontal	5859.783	11.769	42.001	53.769	-55.692	109.461	Pass
Horizontal	5875.000	11.873	38.390	50.263	-54.937	105.200	Pass
Horizontal	5883.587	11.934	39.419	51.353	-47.493	98.846	Pass
Horizontal	5925.000	12.068	38.203	50.272	-17.928	68.200	Pass
Horizontal	5939.022	12.081	38.427	50.508	-17.692	68.200	Pass

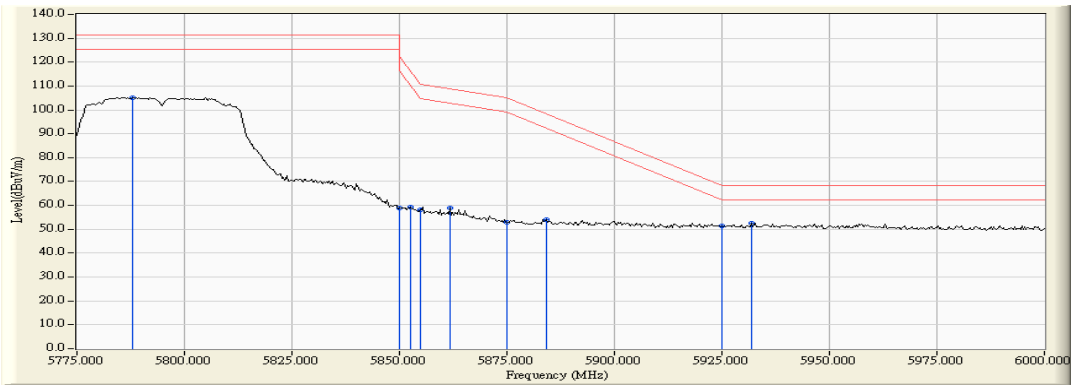

RF Radiated Measurement:

	Frequency (MHz)	Correct Factor (dB)	Reading Level (dBuv)	Measure Level (dBuv /m)	Margin (dB)	Limit (dBuv /m)	Result
Vertical	5788.043	12.710	92.495	105.204	-25.996	131.200	Pass
Vertical	5850.000	12.774	46.102	58.876	-63.324	122.200	Pass
Vertical	5852.609	12.779	46.698	59.477	-56.774	116.251	Pass
Vertical	5855.000	12.784	45.546	58.330	-52.470	110.800	Pass
Vertical	5861.739	12.798	46.086	58.884	-50.029	108.913	Pass
Vertical	5875.000	12.825	39.928	52.753	-52.447	105.200	Pass
Vertical	5884.239	12.845	41.282	54.128	-44.235	98.363	Pass
Vertical	5925.000	12.911	38.344	51.255	-16.945	68.200	Pass
Vertical	5931.848	12.920	39.683	52.603	-15.597	68.200	Pass

Product : Intel® Dual Band Wireless-AC 8260
Test Item : Band Edge Data
Test Site : No.3 OATS
Test Mode : Mode 2 SISO B: Transmit (802.11ac-80BW-32.5Mbps) -Channel 42

RF Radiated Measurement (Horizontal):

Channel No.	Frequency (MHz)	Correct Factor (dB)	Reading Level (dBμV)	Emission Level (dBμV/m)	Peak Limit (dBμV/m)	Average Limit (dBμV/m)	Result
42 (Peak)	5134.200	2.843	62.520	65.363	74.00	54.00	Pass
42 (Peak)	5150.000	2.796	60.628	63.424	74.00	54.00	Pass
42 (Peak)	5199.000	2.634	101.035	103.669	--	--	--
42 (Average)	5150.000	2.796	48.163	50.959	74.00	54.00	Pass
42 (Average)	5192.800	2.654	87.443	90.097	--	--	--

Figure Channel 42: Horizontal (Peak)

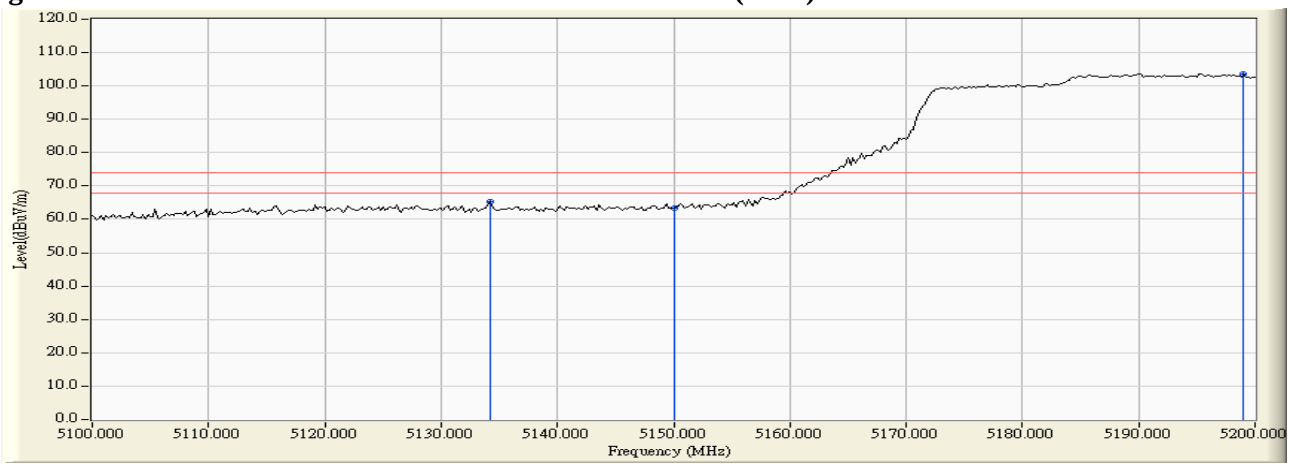

Figure Channel 42: Horizontal (Average)

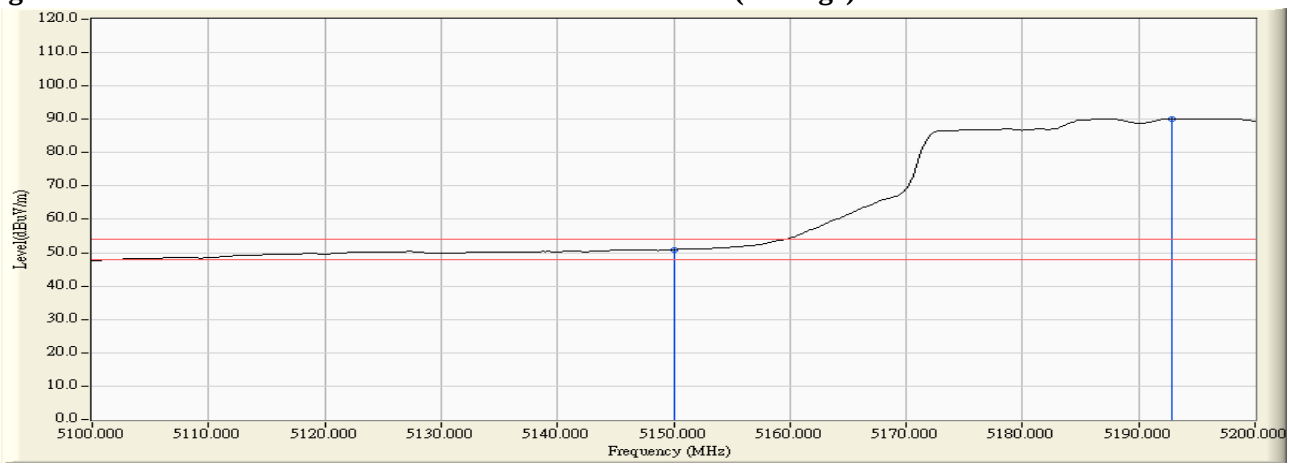

Note:

1. All readings above 1GHz are performed with peak and/or average measurements as necessary.
2. Peak measurements: RBW = 1MHz, VBW = 3 MHz, Sweep: Auto.
3. Average measurements: RBW = 1MHz, VBW = 10 Hz, Sweep: Auto.
4. " * ", means this data is the worst emission level.
5. Measurement Level = Reading Level + Correct Factor.
6. The average measurement was not performed when the peak measured data under the limit of average detection.

Product : Intel® Dual Band Wireless-AC 8260
Test Item : Band Edge Data
Test Site : No.3 OATS
Test Mode : Mode 2 SISO B: Transmit (802.11ac-80BW-32.5Mbps) -Channel 42

RF Radiated Measurement (Vertical):

Channel No.	Frequency (MHz)	Correct Factor (dB)	Reading Level (dBμV)	Emission Level (dBμV/m)	Peak Limit (dBμV/m)	Average Limit (dBμV/m)	Result
42 (Peak)	5143.400	3.300	65.109	68.408	74.00	54.00	Pass
42 (Peak)	5150.000	3.331	63.498	66.830	74.00	54.00	Pass
42 (Peak)	5190.200	3.522	103.042	106.564	--	--	--
42 (Average)	5147.600	3.320	50.654	53.974	74.00	54.00	Pass
42 (Average)	5150.000	3.331	50.589	53.921	74.00	54.00	Pass
42 (Average)	5198.400	3.561	89.424	92.986	--	--	--

Figure Channel 42: Vertical (Peak)

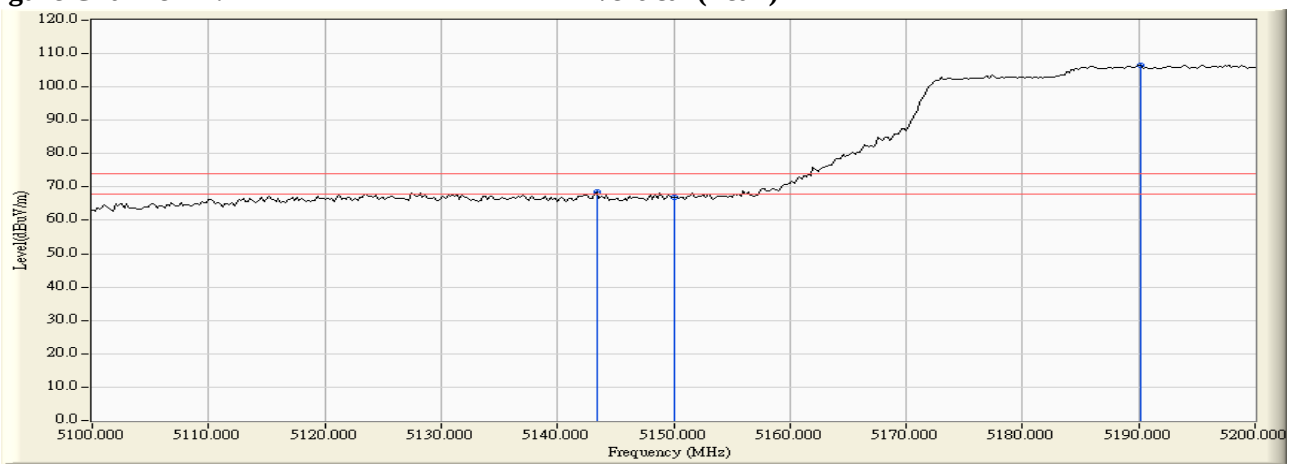

Figure Channel 42: Vertical (Average)

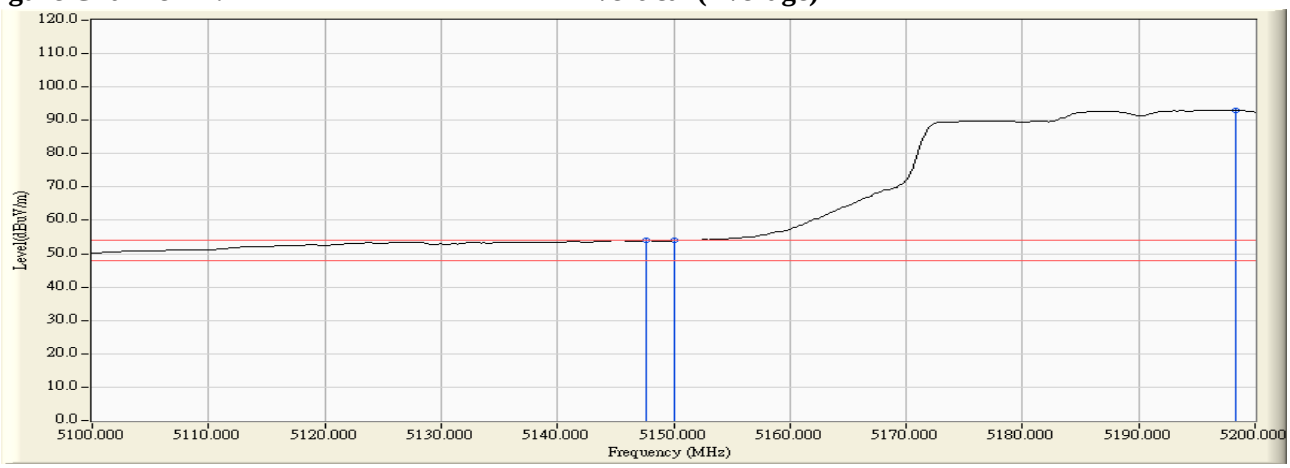

Note:
1. All readings above 1GHz are performed with peak and/or average measurements as necessary.
2. Peak measurements: RBW = 1MHz, VBW = 3 MHz, Sweep: Auto.
3. Average measurements: RBW = 1MHz, VBW = 10 Hz, Sweep: Auto.
4. " * ", means this data is the worst emission level.
5. Measurement Level = Reading Level + Correct Factor.
6. The average measurement was not performed when the peak measured data under the limit of average detection.

Product : Intel® Dual Band Wireless-AC 8260
Test Item : Band Edge Data
Test Site : No.3 OATS
Test Mode : Mode 2 SISO B: Transmit (802.11ac-80BW-32.5Mbps) -Channel 58

RF Radiated Measurement (Horizontal):

Channel No.	Frequency (MHz)	Correct Factor (dB)	Reading Level (dBμV)	Emission Level (dBμV/m)	Peak Limit (dBμV/m)	Average Limit (dBμV/m)	Result
58 (Peak)	5311.800	3.658	98.125	101.783	--	--	--
58 (Peak)	5350.000	3.575	64.738	68.313	74.00	54.00	Pass
58 (Peak)	5351.400	3.572	65.008	68.579	74.00	54.00	Pass
58 (Average)	5314.600	3.653	84.331	87.984	--	--	--
58 (Average)	5350.000	3.575	49.605	53.180	74.00	54.00	Pass
58 (Average)	5353.000	3.561	49.740	53.302	74.00	54.00	Pass

Figure Channel 58: Horizontal (Peak)

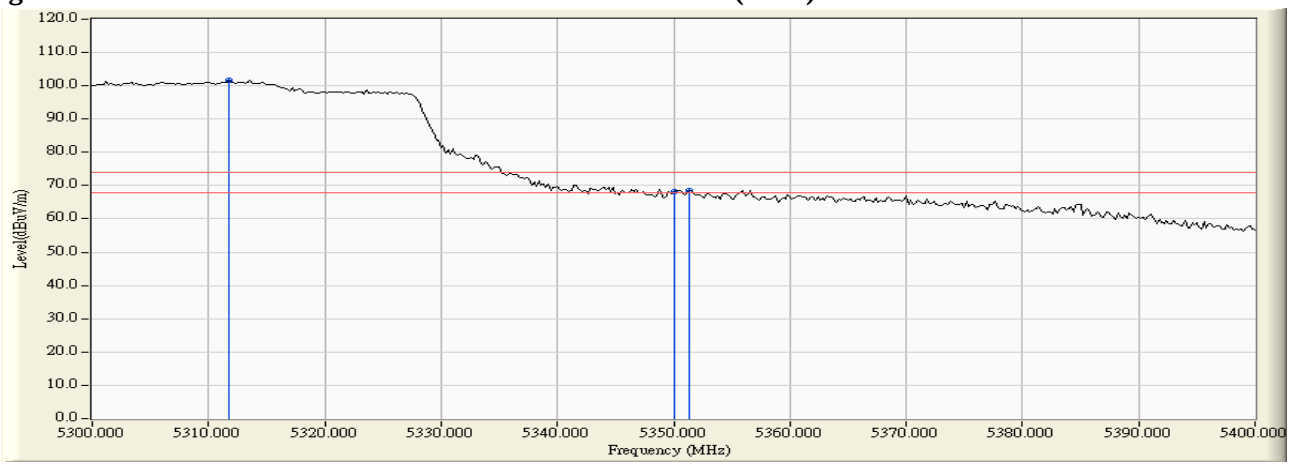

Figure Channel 58: Horizontal (Average)

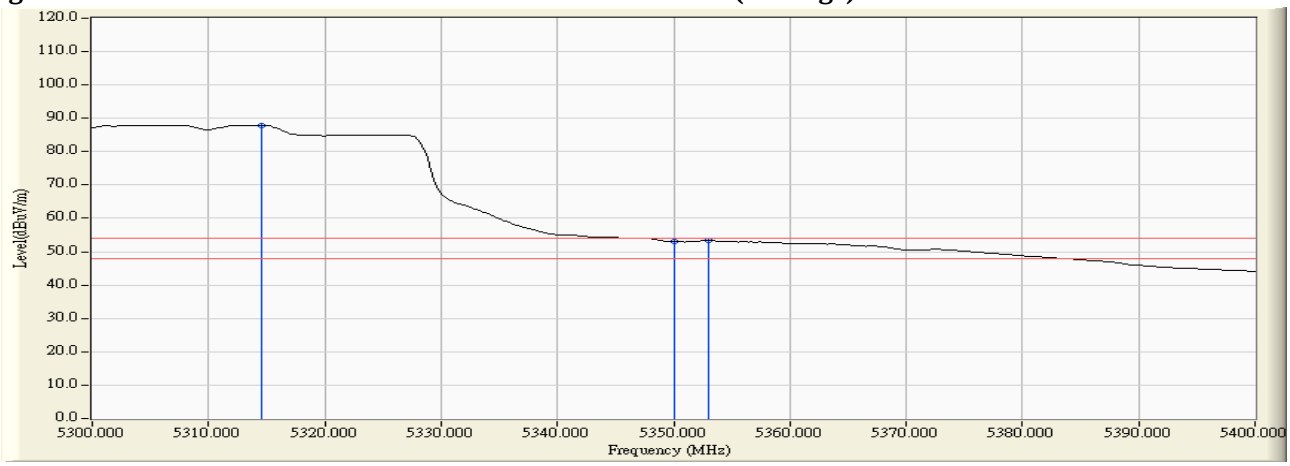

Note:

1. All readings above 1GHz are performed with peak and/or average measurements as necessary.
2. Peak measurements: RBW = 1MHz, VBW = 3 MHz, Sweep: Auto.
3. Average measurements: RBW = 1MHz, VBW = 10 Hz, Sweep: Auto.
4. " * ", means this data is the worst emission level.
5. Measurement Level = Reading Level + Correct Factor.
6. The average measurement was not performed when the peak measured data under the limit of average detection.

Product : Intel® Dual Band Wireless-AC 8260
Test Item : Band Edge Data
Test Site : No.3 OATS
Test Mode : Mode 2 SISO B: Transmit (802.11ac-80BW-32.5Mbps) -Channel 58

RF Radiated Measurement (Vertical):

Channel No.	Frequency (MHz)	Correct Factor (dB)	Reading Level (dBμV)	Emission Level (dBμV/m)	Peak Limit (dBμV/m)	Average Limit (dBμV/m)	Result
58 (Peak)	5312.200	3.880	98.738	102.618	--	--	--
58 (Peak)	5350.000	3.900	63.770	67.670	74.00	54.00	Pass
58 (Peak)	5351.400	3.901	64.518	68.418	74.00	54.00	Pass
58 (Average)	5303.600	3.873	85.223	89.096	--	--	--
58 (Average)	5350.000	3.900	49.148	53.048	74.00	54.00	Pass
58 (Average)	5353.000	3.894	49.448	53.343	74.00	54.00	Pass

Figure Channel 58: Vertical (Peak)

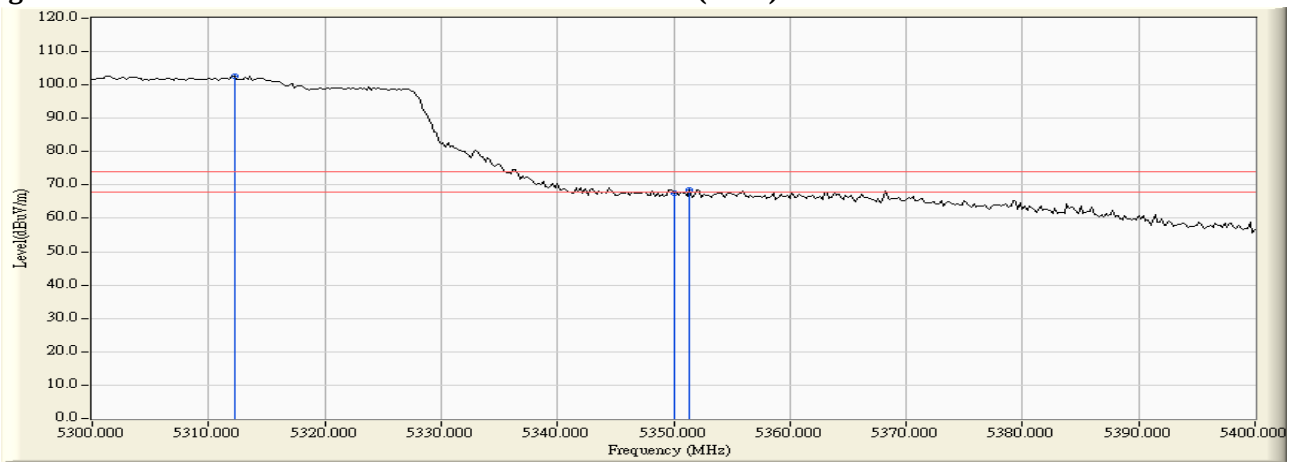

Figure Channel 58: Vertical (Average)

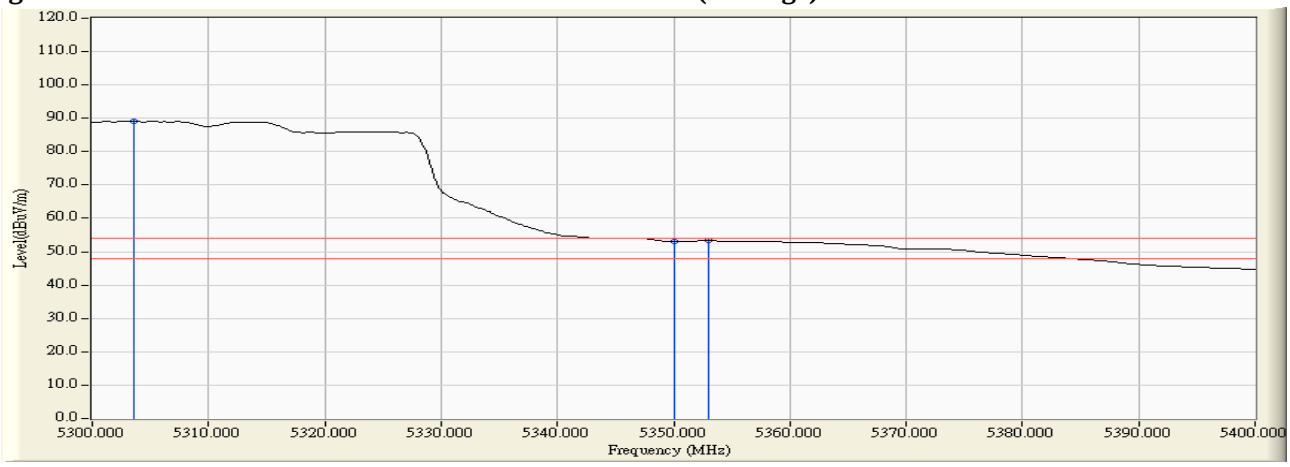

Note:
1. All readings above 1GHz are performed with peak and/or average measurements as necessary.
2. Peak measurements: RBW = 1MHz, VBW = 3 MHz, Sweep: Auto.
3. Average measurements: RBW = 1MHz, VBW = 10 Hz, Sweep: Auto.
4. " * ", means this data is the worst emission level.
5. Measurement Level = Reading Level + Correct Factor.
6. The average measurement was not performed when the peak measured data under the limit of average detection.

Product : Intel® Dual Band Wireless-AC 8260
Test Item : Band Edge Data
Test Site : No.3 OATS
Test Mode : Mode 2 SISO B: Transmit (802.11ac-80BW-32.5Mbps) -Channel 106

RF Radiated Measurement (Horizontal):

Channel No.	Frequency (MHz)	Correct Factor (dB)	Reading Level (dBμV)	Emission Level (dBμV/m)	Peak Limit (dBμV/m)	Average Limit (dBμV/m)	Result
106 (Peak)	5456.600	3.709	57.738	61.447	74.00	54.00	Pass
106 (Peak)	5460.000	3.775	56.372	60.147	74.00	54.00	Pass
106 (Peak)	5510.000	4.542	95.357	99.899	--	--	--
106 (Average)	5458.200	3.741	43.428	47.168	74.00	54.00	Pass
106 (Average)	5460.000	3.775	43.349	47.124	74.00	54.00	Pass
106 (Average)	5507.400	4.544	82.220	86.764	--	--	--

Figure Channel 106: Horizontal (Peak)

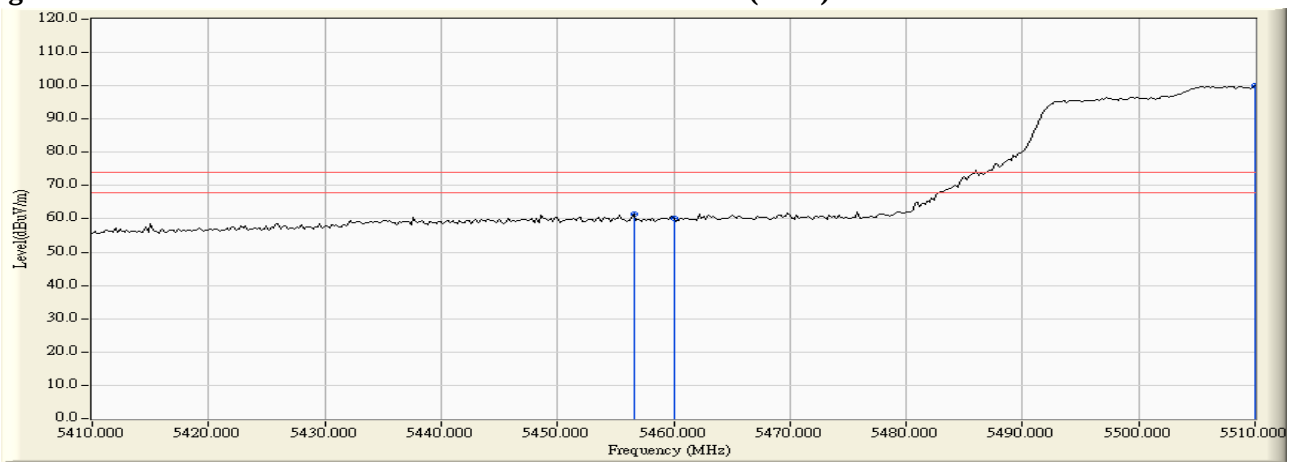

Figure Channel 106: Horizontal (Average)

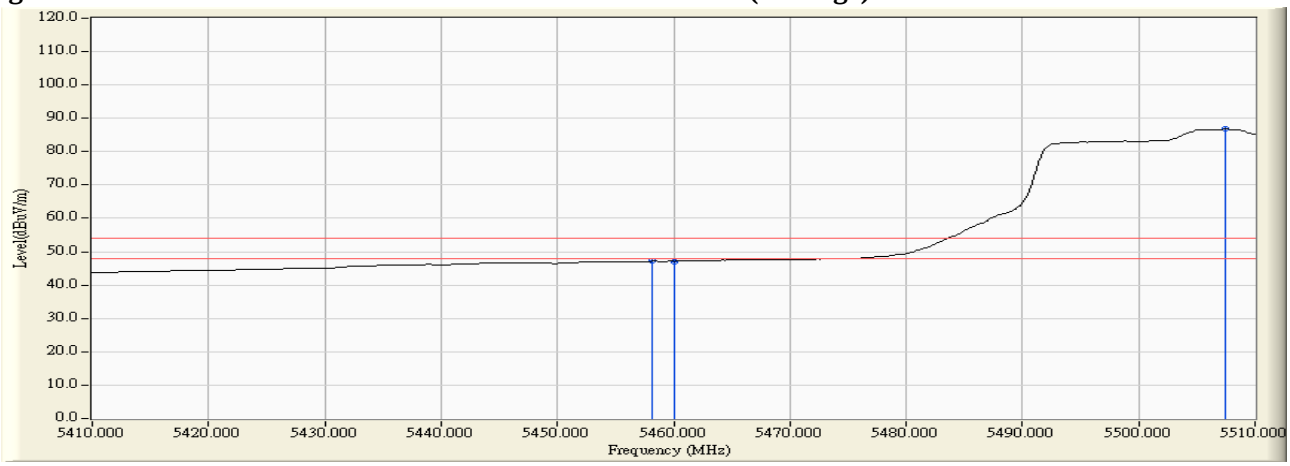

Note:
1. All readings above 1GHz are performed with peak and/or average measurements as necessary.
2. Peak measurements: RBW = 1MHz, VBW = 3 MHz, Sweep: Auto.
3. Average measurements: RBW = 1MHz, VBW = 10 Hz, Sweep: Auto.
4. " * ", means this data is the worst emission level.
5. Measurement Level = Reading Level + Correct Factor.
6. The average measurement was not performed when the peak measured data under the limit of average detection.

Product : Intel® Dual Band Wireless-AC 8260
Test Item : Band Edge Data
Test Site : No.3 OATS
Test Mode : Mode 2 SISO B: Transmit (802.11ac-80BW-32.5Mbps) -Channel 106

RF Radiated Measurement (Vertical):

Channel No.	Frequency (MHz)	Correct Factor (dB)	Reading Level (dBμV)	Emission Level (dBμV/m)	Peak Limit (dBμV/m)	Average Limit (dBμV/m)	Result
106 (Peak)	5454.200	3.851	62.817	66.669	74.00	54.00	Pass
106 (Peak)	5460.000	3.934	60.916	64.851	74.00	54.00	Pass
106 (Peak)	5506.200	4.511	99.173	103.684	--	--	--
106 (Average)	5460.000	3.934	48.205	52.140	74.00	54.00	Pass
106 (Average)	5507.200	4.511	85.945	90.456	--	--	--

Figure Channel 106: Vertical (Peak)

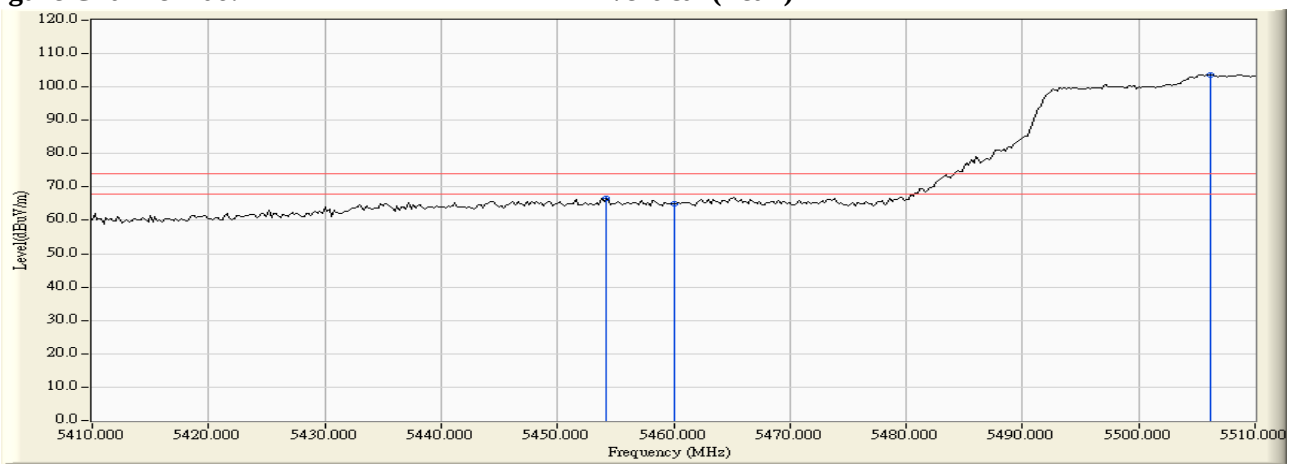

Figure Channel 106: Vertical (Average)

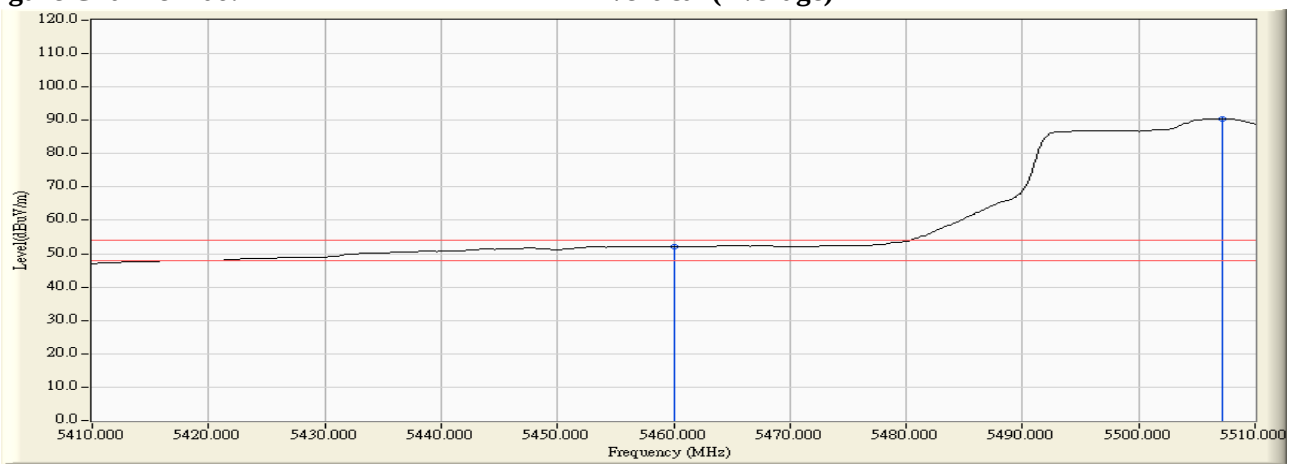

Note:
1. All readings above 1GHz are performed with peak and/or average measurements as necessary.
2. Peak measurements: RBW = 1MHz, VBW = 3 MHz, Sweep: Auto.
3. Average measurements: RBW = 1MHz, VBW = 10 Hz, Sweep: Auto.
4. " * ", means this data is the worst emission level.
5. Measurement Level = Reading Level + Correct Factor.
6. The average measurement was not performed when the peak measured data under the limit of average detection.

Product : Intel® Dual Band Wireless-AC 8260
Test Item : Band Edge Data
Test Site : No.3 OATS
Test Mode : Mode 2 SISO B: Transmit (802.11ac-80BW-32.5Mbps) -Channel 106

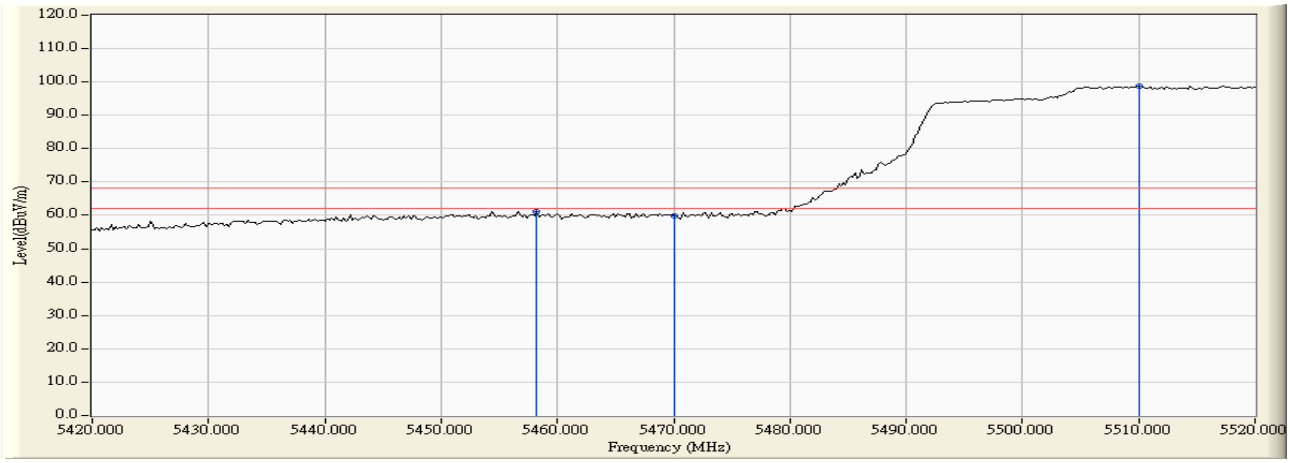

RF Radiated Measurement:

	Frequency (MHz)	Correct Factor (dB)	Reading Level (dBμV)	Measure Level (dBμV/m)	Margin (dB)	Limit (dBμV/m)	Result
Horizontal	5458.200	3.741	57.437	61.177	-7.043	68.220	Pass
Horizontal	5470.000	3.970	55.801	59.771	-8.449	68.220	Pass
Horizontal	5510.000	4.542	94.280	98.822	--	--	Pass

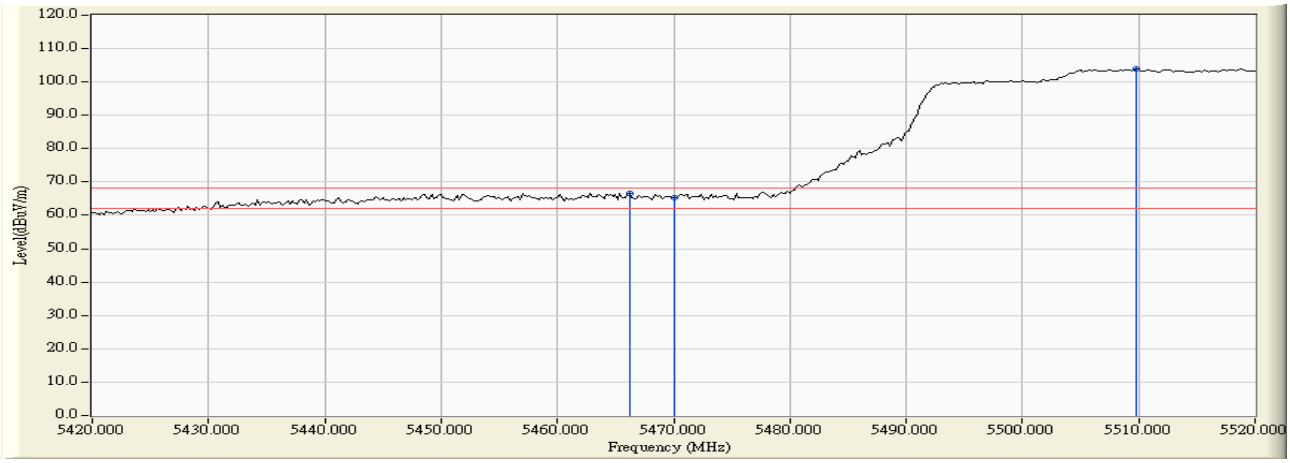

RF Radiated Measurement:

	Frequency (MHz)	Correct Factor (dB)	Reading Level (dBμV)	Measure Level (dBμV/m)	Margin (dB)	Limit (dBμV/m)	Result
Vertical	5466.200	4.025	62.569	66.593	-1.627	68.220	Pass
Vertical	5470.000	4.079	61.105	65.184	-3.036	68.220	Pass
Vertical	5509.800	4.512	99.545	104.056	--	--	Pass

Product : Intel® Dual Band Wireless-AC 8260
Test Item : Band Edge Data
Test Site : No.3 OATS
Test Mode : Mode 2 SISO B: Transmit (802.11ac-80BW-32.5Mbps) -Channel 155

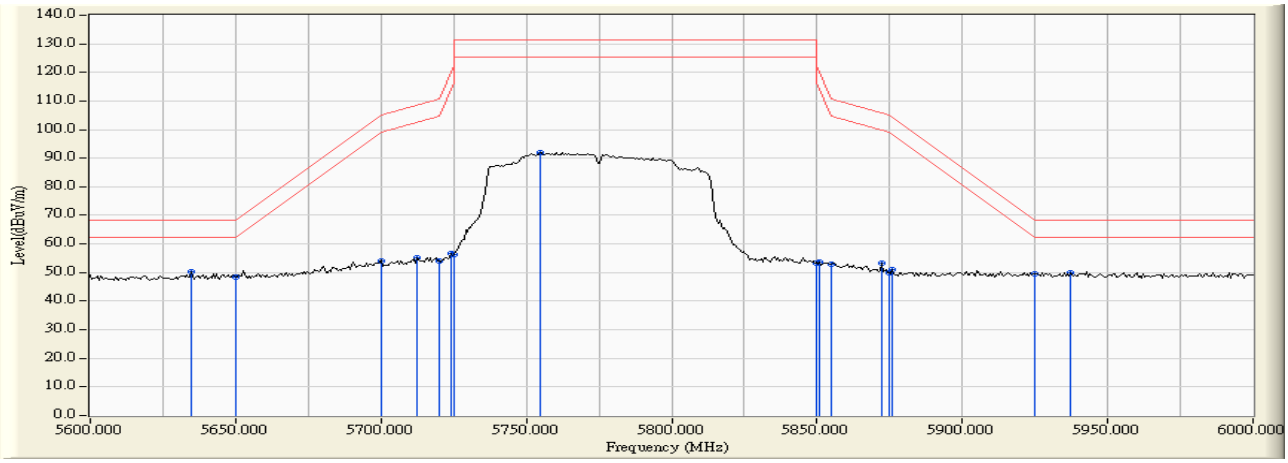

RF Radiated Measurement:

	Frequency (MHz)	Correct Factor (dB)	Reading Level (dBuv)	Measure Level (dBuv /m)	Margin (dB)	Limit (dBuv /m)	Result
Horizontal	5634.783	11.519	38.727	50.246	-17.974	68.220	Pass
Horizontal	5650.000	11.554	36.966	48.521	-19.699	68.220	Pass
Horizontal	5700.000	11.647	42.374	54.021	-51.179	105.200	Pass
Horizontal	5712.464	11.630	43.572	55.202	-53.488	108.690	Pass
Horizontal	5720.000	11.607	42.448	54.055	-56.745	110.800	Pass
Horizontal	5724.058	11.595	44.899	56.494	-63.558	120.052	Pass
Horizontal	5725.000	11.592	44.670	56.262	-65.938	122.200	Pass
Horizontal	5754.783	11.498	80.550	92.047	-39.153	131.200	Pass
Horizontal	5850.000	11.701	41.744	53.445	-68.755	122.200	Pass
Horizontal	5851.014	11.707	41.803	53.511	-66.377	119.888	Pass
Horizontal	5855.000	11.735	41.087	52.822	-57.978	110.800	Pass
Horizontal	5872.464	11.856	41.278	53.134	-52.776	105.910	Pass
Horizontal	5875.000	11.873	37.905	49.778	-55.422	105.200	Pass
Horizontal	5875.942	11.880	39.237	51.117	-53.386	104.503	Pass
Horizontal	5925.000	12.068	37.475	49.544	-18.656	68.200	Pass
Horizontal	5937.391	12.079	38.019	50.098	-18.102	68.200	Pass

Product : Intel® Dual Band Wireless-AC 8260
Test Item : Band Edge Data
Test Site : No.3 OATS
Test Mode : Mode 2 SISO B: Transmit (802.11ac-80BW-32.5Mbps) -Channel 155

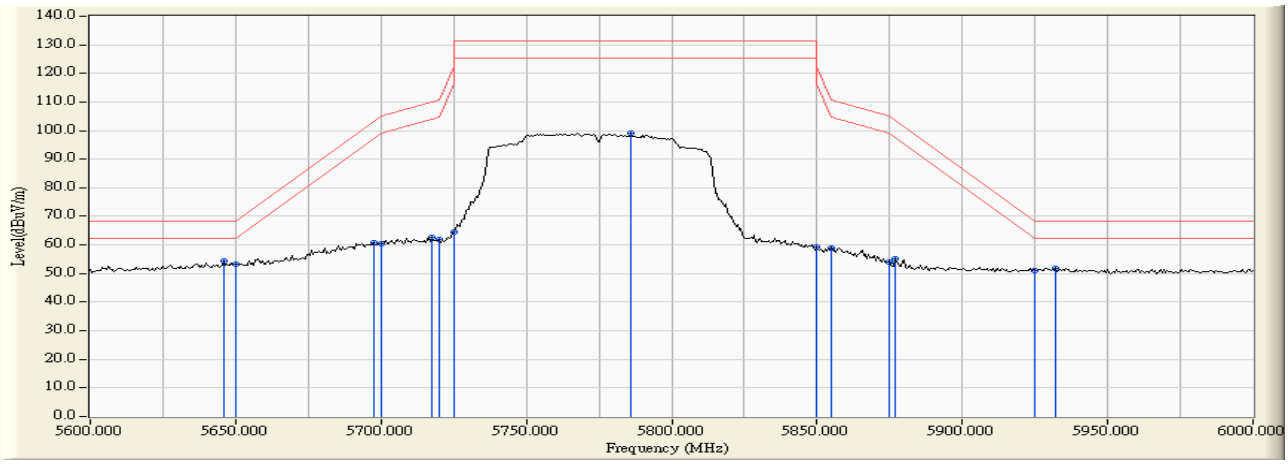

RF Radiated Measurement:

	Frequency (MHz)	Correct Factor (dB)	Reading Level (dBuv)	Measure Level (dBuv /m)	Margin (dB)	Limit (dBuv /m)	Result
Vertical	5645.797	13.030	41.287	54.317	-13.903	68.220	Pass
Vertical	5650.000	13.029	40.350	53.379	-14.841	68.220	Pass
Vertical	5697.391	13.008	47.626	60.634	-42.636	103.270	Pass
Vertical	5700.000	13.003	47.601	60.604	-44.596	105.200	Pass
Vertical	5717.681	12.955	49.752	62.707	-47.444	110.151	Pass
Vertical	5720.000	12.947	48.831	61.778	-49.022	110.800	Pass
Vertical	5725.000	12.930	51.733	64.663	-57.537	122.200	Pass
Vertical	5786.087	12.716	86.335	99.051	-32.149	131.200	Pass
Vertical	5850.000	12.774	46.400	59.174	-63.026	122.200	Pass
Vertical	5855.000	12.784	46.315	59.099	-51.701	110.800	Pass
Vertical	5875.000	12.825	41.109	53.934	-51.266	105.200	Pass
Vertical	5877.102	12.829	42.207	55.037	-48.608	103.645	Pass
Vertical	5925.000	12.911	38.318	51.229	-16.971	68.200	Pass
Vertical	5932.174	12.921	38.870	51.791	-16.409	68.200	Pass

Product : Intel® Dual Band Wireless-AC 8260
Test Item : Band Edge Data
Test Site : No.3 OATS
Test Mode : Mode 3 MIMO: Transmit (802.11n-20BW 14.4Mbps) -Channel 36

RF Radiated Measurement (Horizontal):

Channel No.	Frequency (MHz)	Correct Factor (dB)	Reading Level (dBμV)	Emission Level (dBμV/m)	Peak Limit (dBμV/m)	Average Limit (dBμV/m)	Result
36 (Peak)	5148.000	2.803	56.290	59.093	74.00	54.00	Pass
36 (Peak)	5150.000	2.796	55.542	58.338	74.00	54.00	Pass
36 (Peak)	5178.400	2.701	104.600	107.301	--	--	--
36 (Average)	5150.000	2.796	43.240	46.036	74.00	54.00	Pass
36 (Average)	5178.400	2.701	91.099	93.800	--	--	--

Figure Channel 36: Horizontal (Peak)

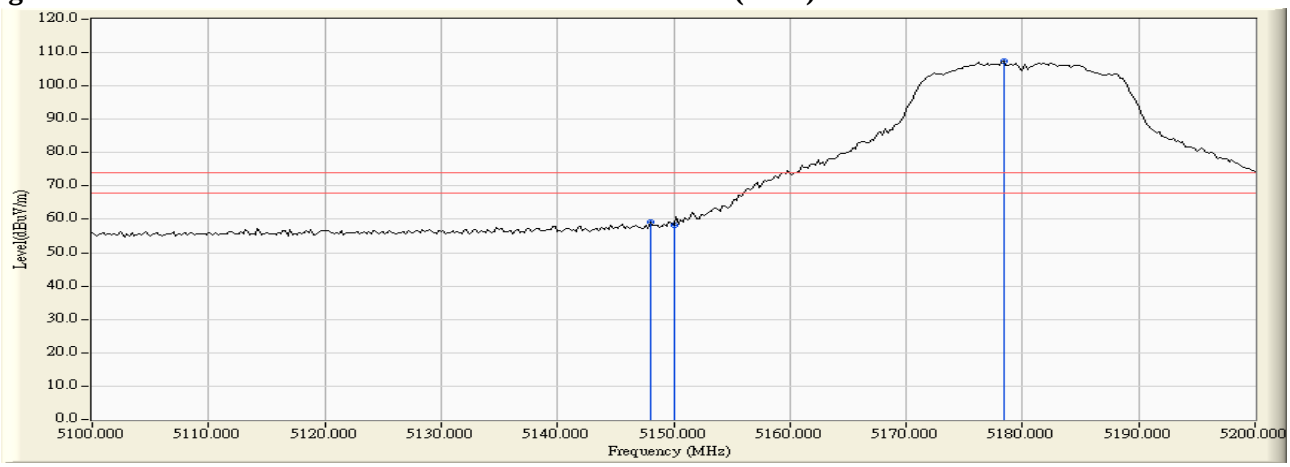

Figure Channel 36: Horizontal (Average)

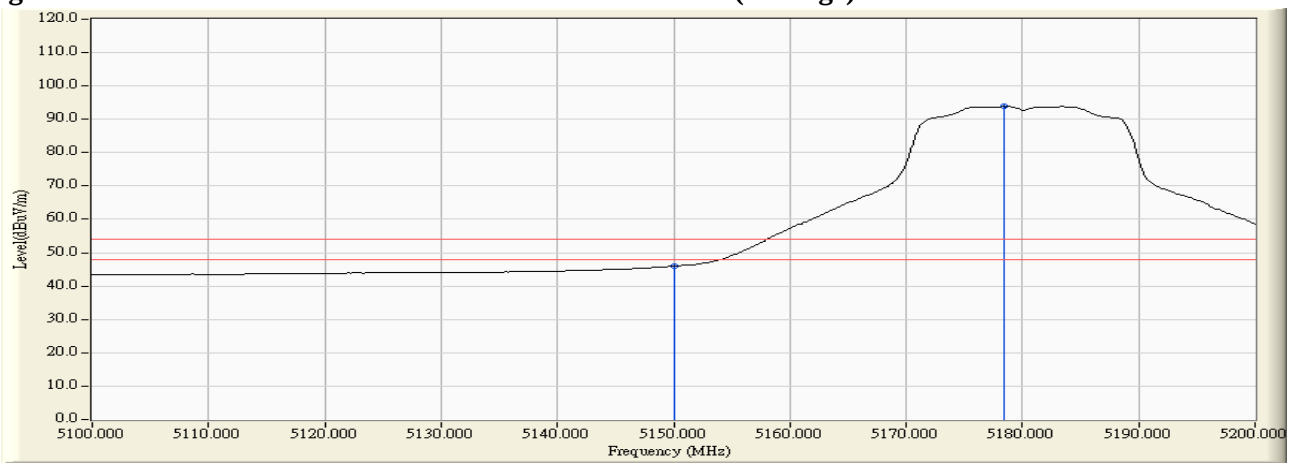

Note:

1. All readings above 1GHz are performed with peak and/or average measurements as necessary.
2. Peak measurements: RBW = 1MHz, VBW = 3 MHz, Sweep: Auto.
3. Average measurements: RBW = 1MHz, VBW = 10 Hz, Sweep: Auto.
4. " * ", means this data is the worst emission level.
5. Measurement Level = Reading Level + Correct Factor.
6. The average measurement was not performed when the peak measured data under the limit of average detection.

Product : Intel® Dual Band Wireless-AC 8260
Test Item : Band Edge Data
Test Site : No.3 OATS
Test Mode : Mode 3 MIMO: Transmit (802.11n-20BW 14.4Mbps) -Channel 36

RF Radiated Measurement (Vertical):

Channel No.	Frequency (MHz)	Correct Factor (dB)	Reading Level (dBμV)	Emission Level (dBμV/m)	Peak Limit (dBμV/m)	Average Limit (dBμV/m)	Result
36 (Peak)	5150.000	3.331	63.912	67.244	74.00	54.00	Pass
36 (Peak)	5177.000	3.459	113.932	117.391	--	--	--
36 (Average)	5150.000	3.331	49.525	52.857	74.00	54.00	Pass
36 (Average)	5178.800	3.466	99.984	103.451	--	--	--

Figure Channel 36: Vertical (Peak)

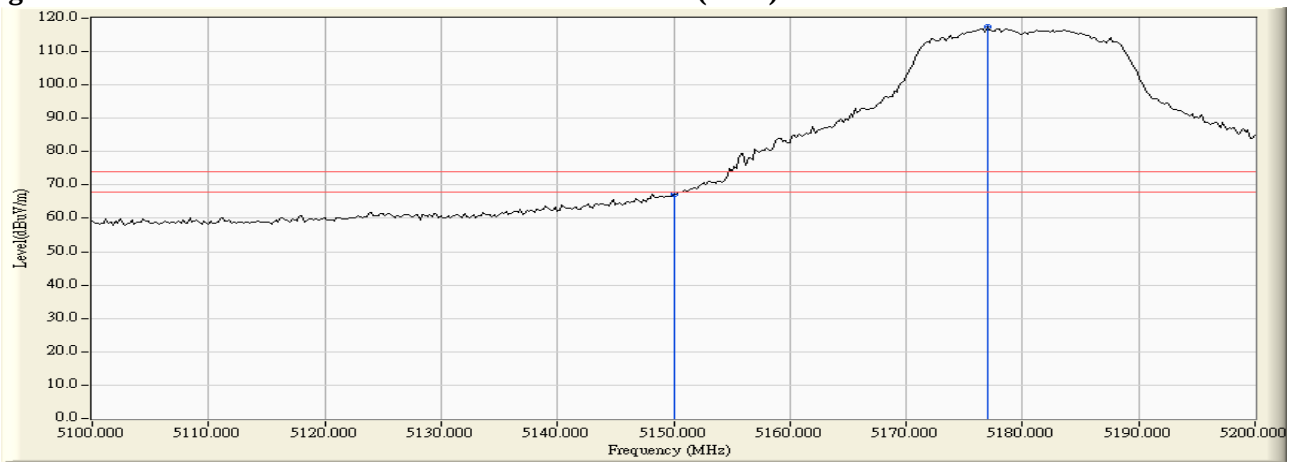

Figure Channel 36: Vertical (Average)

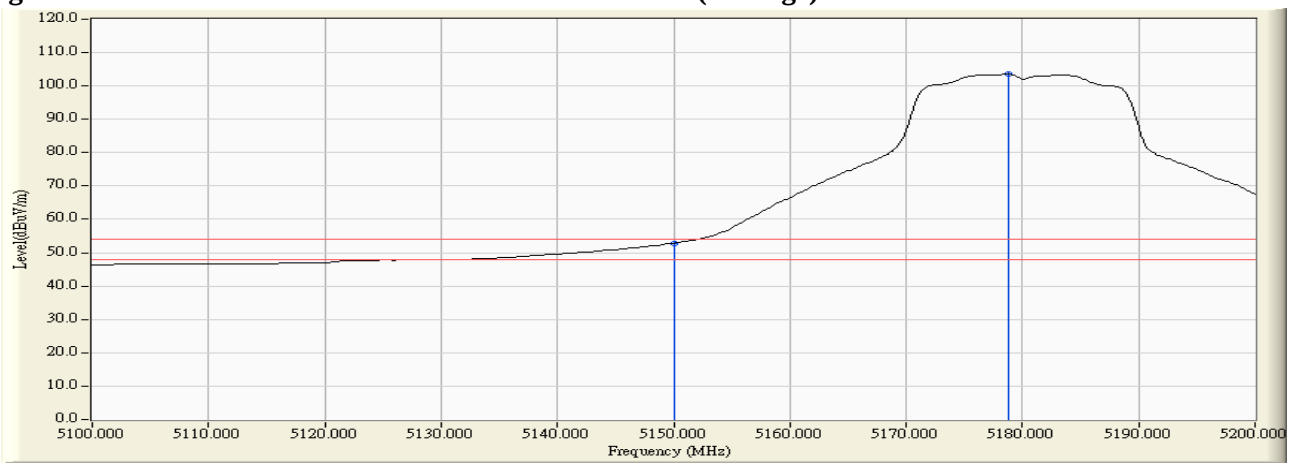

Note:

1. All readings above 1GHz are performed with peak and/or average measurements as necessary.
2. Peak measurements: RBW = 1MHz, VBW = 3 MHz, Sweep: Auto.
3. Average measurements: RBW = 1MHz, VBW = 10 Hz, Sweep: Auto.
4. " * ", means this data is the worst emission level.
5. Measurement Level = Reading Level + Correct Factor.
6. The average measurement was not performed when the peak measured data under the limit of average detection.

Product : Intel® Dual Band Wireless-AC 8260
Test Item : Band Edge Data
Test Site : No.3 OATS
Test Mode : Mode 3 MIMO: Transmit (802.11n-20BW 14.4Mbps) -Channel 64

RF Radiated Measurement (Horizontal):

Channel No.	Frequency (MHz)	Correct Factor (dB)	Reading Level (dBμV)	Emission Level (dBμV/m)	Peak Limit (dBμV/m)	Arerage Limit (dBμV/m)	Result
64 (Peak)	5321.600	3.639	109.811	113.451	--	--	--
64 (Peak)	5350.000	3.575	61.102	64.677	74.00	54.00	Pass
64 (Peak)	5351.000	3.573	63.421	66.993	74.00	54.00	Pass
64 (Average)	5324.000	3.635	96.109	99.744	--	--	--
64 (Average)	5350.000	3.575	45.881	49.456	74.00	54.00	Pass

Figure Channel 64: Horizontal (Peak)

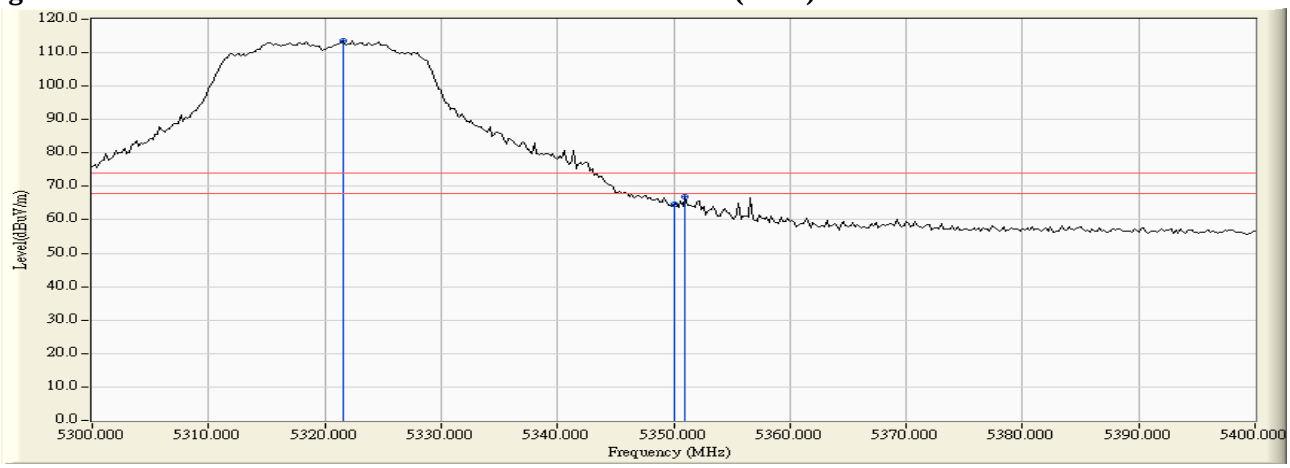

Figure Channel 64: Horizontal (Average)

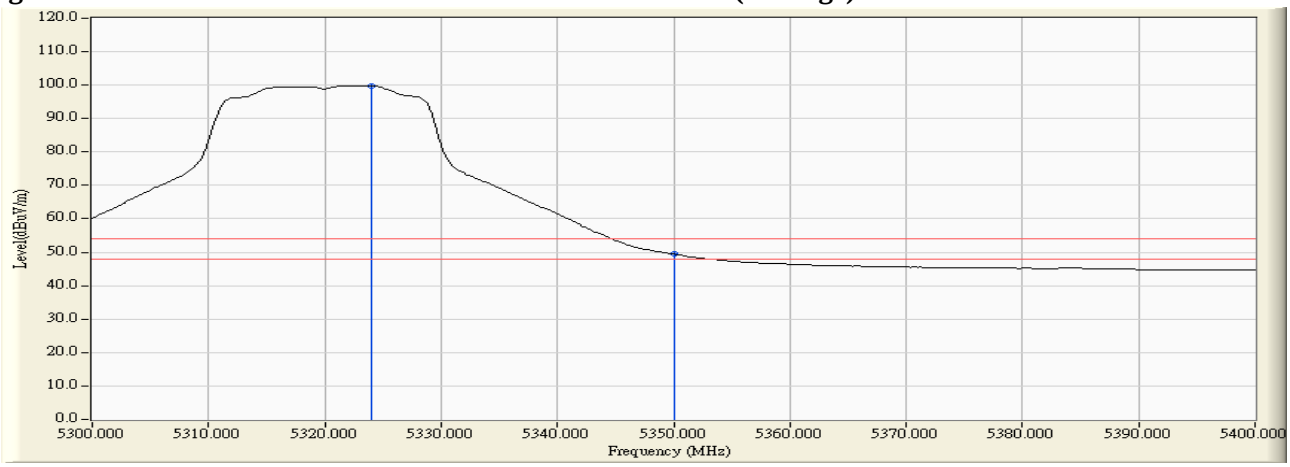

Note:

1. All readings above 1GHz are performed with peak and/or average measurements as necessary.
2. Peak measurements: RBW = 1MHz, VBW = 3 MHz, Sweep: Auto.
3. Average measurements: RBW = 1MHz, VBW = 10 Hz, Sweep: Auto.
4. " * ", means this data is the worst emission level.
5. Measurement Level = Reading Level + Correct Factor.
6. The average measurement was not performed when the peak measured data under the limit of average detection.

Product : Intel® Dual Band Wireless-AC 8260
Test Item : Band Edge Data
Test Site : No.3 OATS
Test Mode : Mode 3 MIMO: Transmit (802.11n-20BW 14.4Mbps) -Channel 64

RF Radiated Measurement (Vertical):

Channel No.	Frequency (MHz)	Correct Factor (dB)	Reading Level (dBμV)	Emission Level (dBμV/m)	Peak Limit (dBμV/m)	Arerage Limit (dBμV/m)	Result
64 (Peak)	5323.800	3.889	112.356	116.246	--	--	--
64 (Peak)	5350.000	3.900	63.514	67.414	74.00	54.00	Pass
64 (Peak)	5351.200	3.901	65.533	69.433	74.00	54.00	Pass
64 (Average)	5321.400	3.887	98.387	102.275	--	--	--
64 (Average)	5350.000	3.900	48.181	52.081	74.00	54.00	Pass

Figure Channel 64: Vertical (Peak)

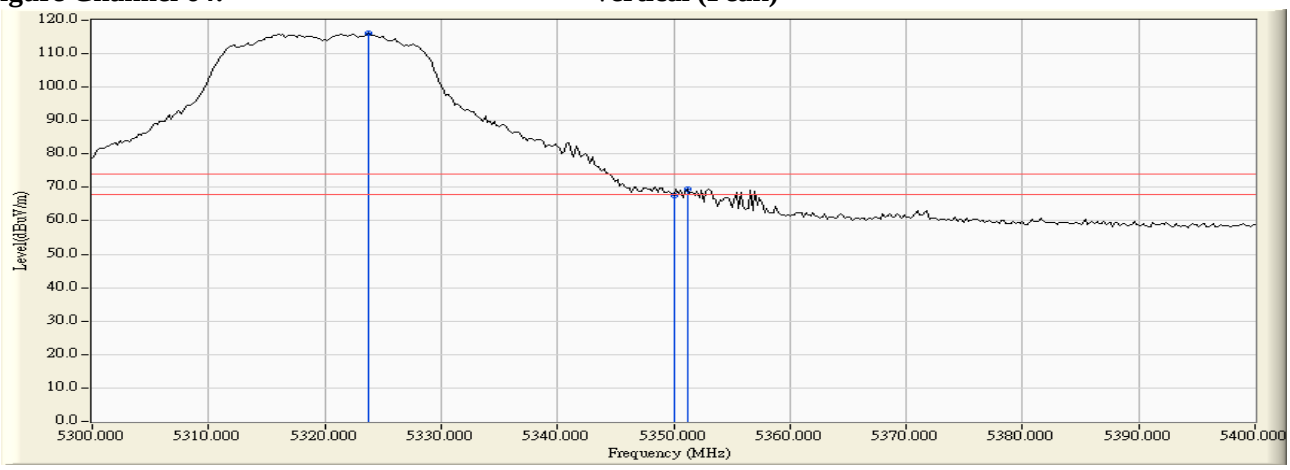

Figure Channel 64: Vertical (Average)

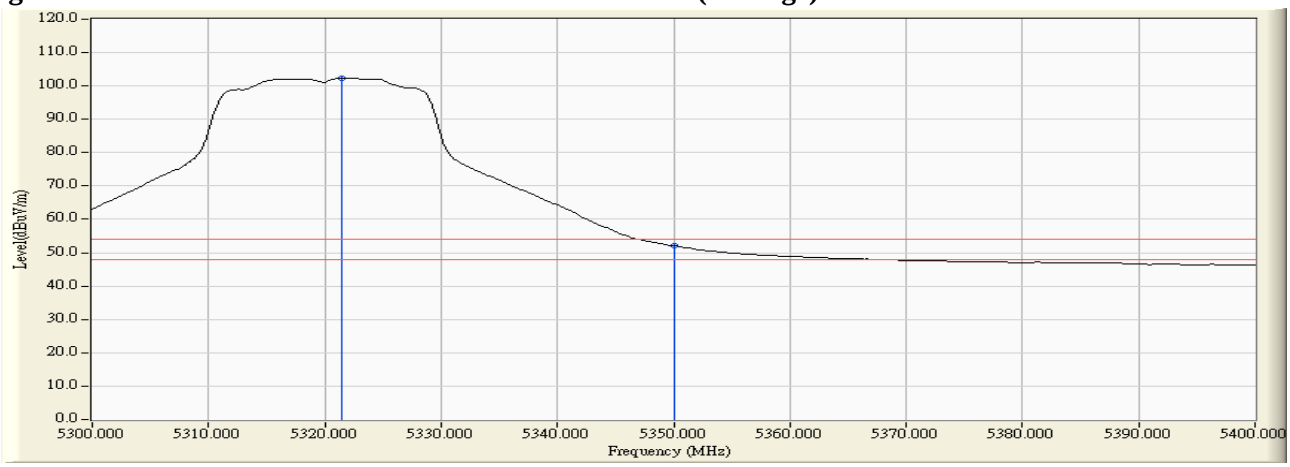

Note:

1. All readings above 1GHz are performed with peak and/or average measurements as necessary.
2. Peak measurements: RBW = 1MHz, VBW = 3 MHz, Sweep: Auto.
3. Average measurements: RBW = 1MHz, VBW = 10 Hz, Sweep: Auto.
4. " * ", means this data is the worst emission level.
5. Measurement Level = Reading Level + Correct Factor.
6. The average measurement was not performed when the peak measured data under the limit of average detection.

Product : Intel® Dual Band Wireless-AC 8260
Test Item : Band Edge Data
Test Site : No.3 OATS
Test Mode : Mode 3 MIMO: Transmit (802.11n-20BW 14.4Mbps) -Channel 100

RF Radiated Measurement (Horizontal):

Channel No.	Frequency (MHz)	Correct Factor (dB)	Reading Level (dBμV)	Emission Level (dBμV/m)	Peak Limit (dBμV/m)	Arerage Limit (dBμV/m)	Result
100 (Peak)	5456.400	3.705	55.021	58.726	74.00	54.00	Pass
100 (Peak)	5460.000	3.775	54.185	57.960	74.00	54.00	Pass
100 (Peak)	5501.200	4.495	105.961	110.456	--	--	--
100 (Average)	5460.000	3.775	41.569	45.344	74.00	54.00	Pass
100 (Average)	5503.400	4.525	92.533	97.058	--	--	--

Figure Channel 100: Horizontal (Peak)

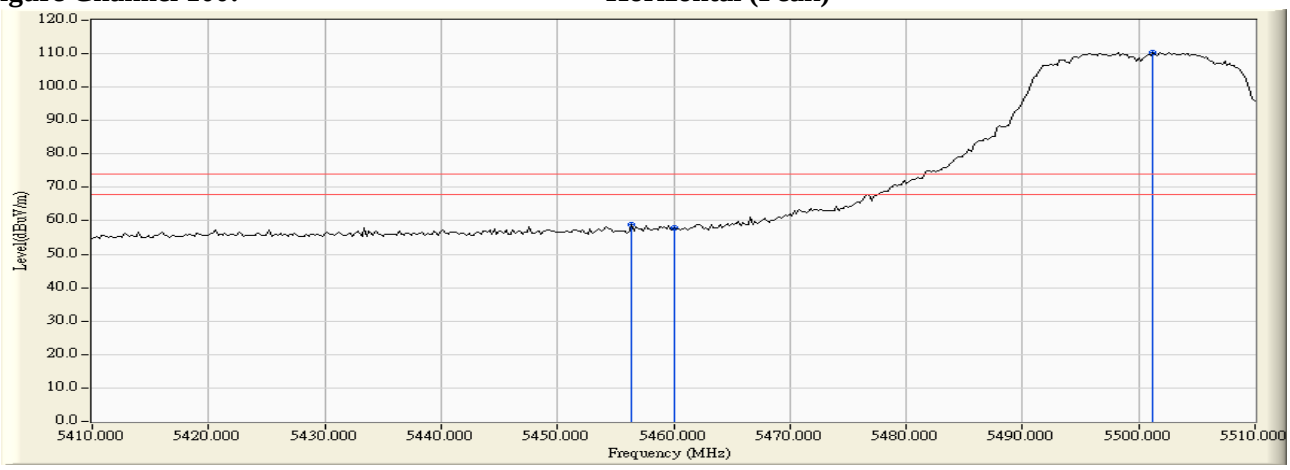

Figure Channel 100: Horizontal (Average)

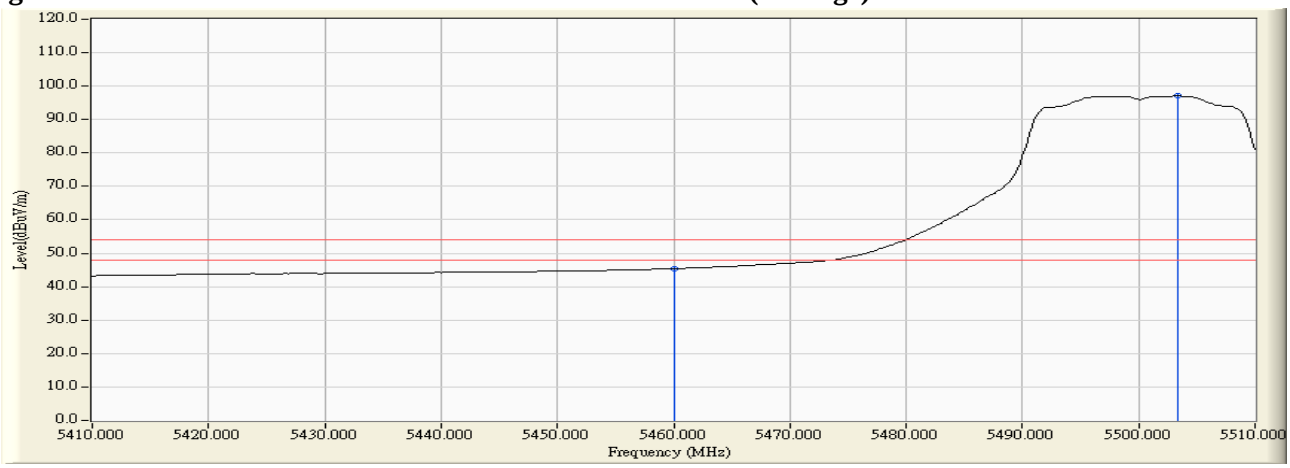

Note:

1. All readings above 1GHz are performed with peak and/or average measurements as necessary.
2. Peak measurements: RBW = 1MHz, VBW = 3 MHz, Sweep: Auto.
3. Average measurements: RBW = 1MHz, VBW = 10 Hz, Sweep: Auto.
4. " * ", means this data is the worst emission level.
5. Measurement Level = Reading Level + Correct Factor.
6. The average measurement was not performed when the peak measured data under the limit of average detection.

Product : Intel® Dual Band Wireless-AC 8260
Test Item : Band Edge Data
Test Site : No.3 OATS
Test Mode : Mode 3 MIMO: Transmit (802.11n-20BW 14.4Mbps) -Channel 100

RF Radiated Measurement (Vertical):

Channel No.	Frequency (MHz)	Correct Factor (dB)	Reading Level (dBμV)	Emission Level (dBμV/m)	Peak Limit (dBμV/m)	Arerage Limit (dBμV/m)	Result
100 (Peak)	5455.000	3.863	62.516	66.379	74.00	54.00	Pass
100 (Peak)	5460.000	3.934	59.674	63.609	74.00	54.00	Pass
100 (Peak)	5503.800	4.499	111.874	116.373	--	--	--
100 (Average)	5460.000	3.934	45.518	49.453	74.00	54.00	Pass
100 (Average)	5503.600	4.496	98.251	102.748	--	--	--

Figure Channel 100: Vertical (Peak)

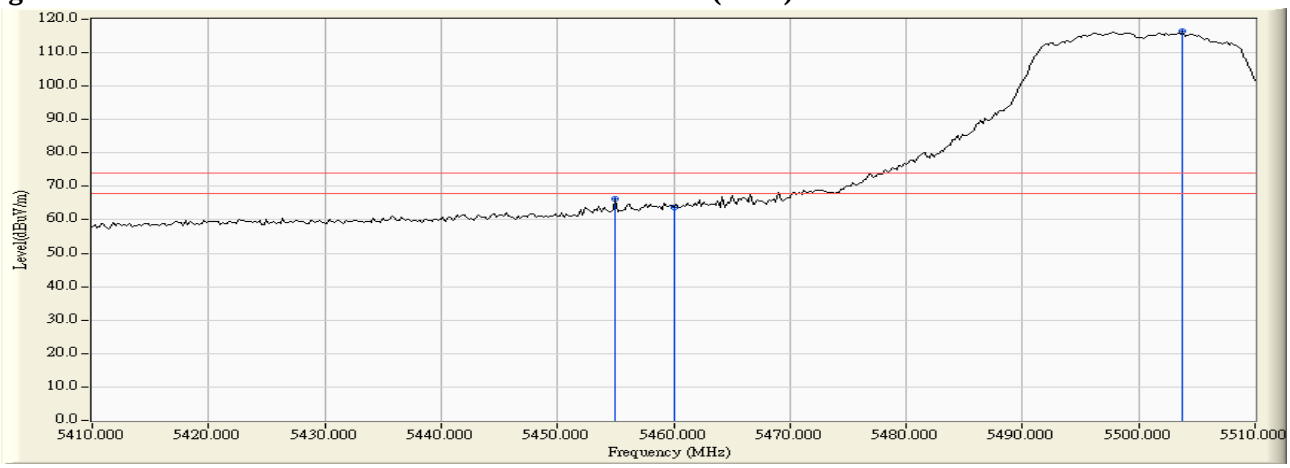

Figure Channel 100: Vertical (Average)

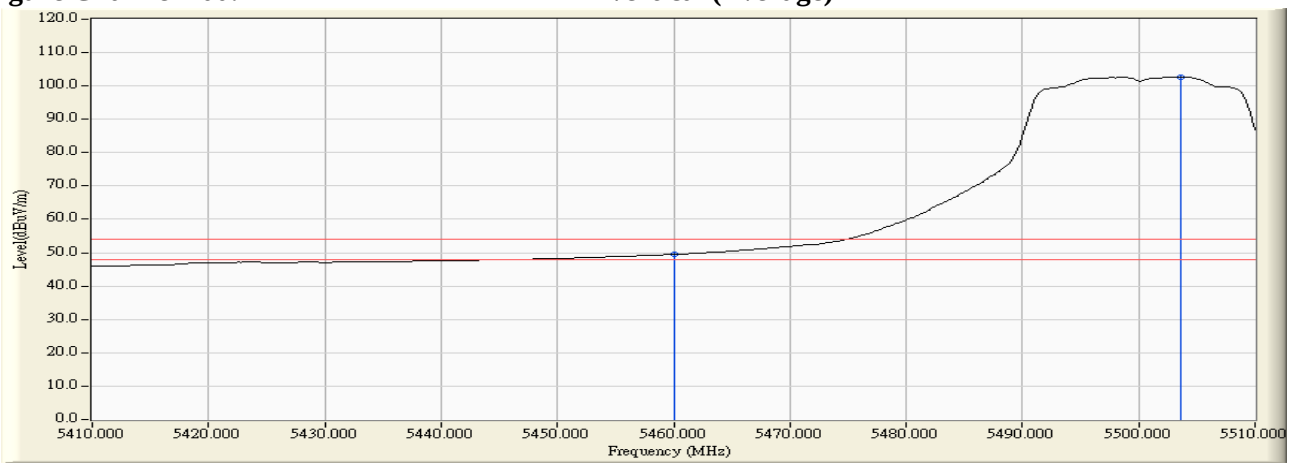

Note:

1. All readings above 1GHz are performed with peak and/or average measurements as necessary.
2. Peak measurements: RBW = 1MHz, VBW = 3 MHz, Sweep: Auto.
3. Average measurements: RBW = 1MHz, VBW = 10 Hz, Sweep: Auto.
4. " * ", means this data is the worst emission level.
5. Measurement Level = Reading Level + Correct Factor.
6. The average measurement was not performed when the peak measured data under the limit of average detection.

Product : Intel® Dual Band Wireless-AC 8260
Test Item : Band Edge Data
Test Site : No.3 OATS
Test Mode : Mode 3 MIMO: Transmit (802.11n-20BW 14.4Mbps) -Channel 100

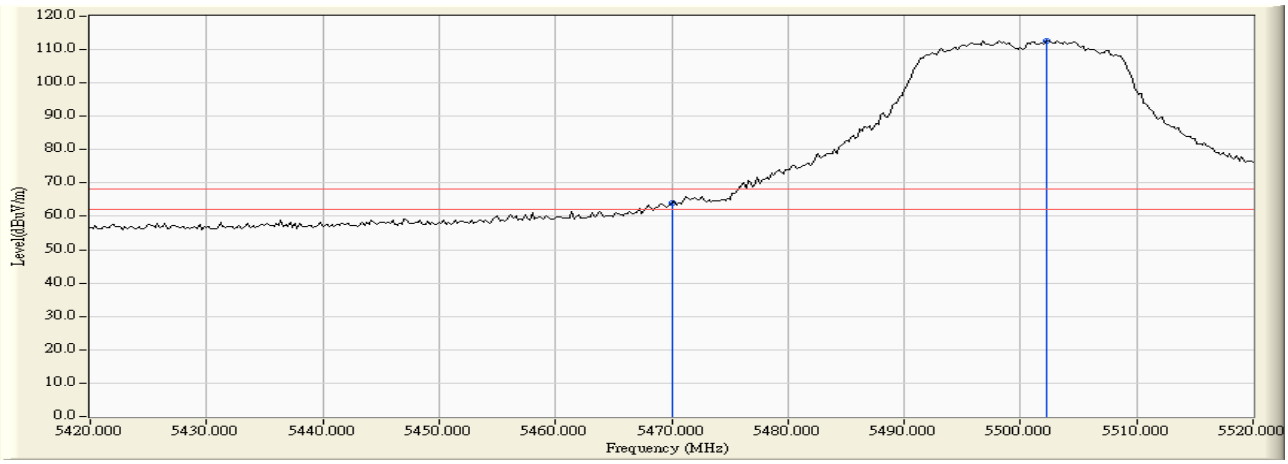

RF Radiated Measurement:

	Frequency (MHz)	Correct Factor (dB)	Reading Level (dBµV)	Measure Level (dBµV/m)	Margin (dB)	Limit (dBµV/m)	Result
Horizontal	5470.000	3.970	60.157	64.127	-4.093	68.220	Pass
Horizontal	5502.200	4.509	108.236	112.744	--	--	Pass

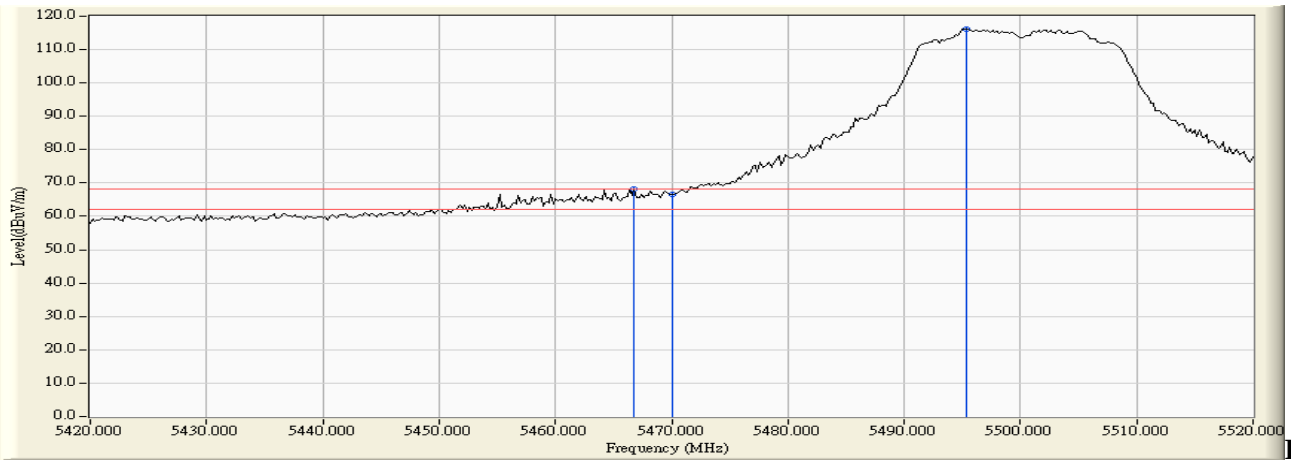

RF Radiated Measurement:

	Frequency (MHz)	Correct Factor (dB)	Reading Level (dBµV)	Measure Level (dBµV/m)	Margin (dB)	Limit (dBµV/m)	Result
Vertical	5466.800	4.032	64.108	68.141	-0.079	68.220	Pass
Vertical	5470.000	4.079	62.444	66.523	-1.697	68.220	Pass
Vertical	5495.400	4.413	111.798	116.210	--	--	Pass

Product : Intel® Dual Band Wireless-AC 8260
Test Item : Band Edge Data
Test Site : No.3 OATS
Test Mode : Mode 3 MIMO: Transmit (802.11n-20BW 14.4Mbps) -Channel 140

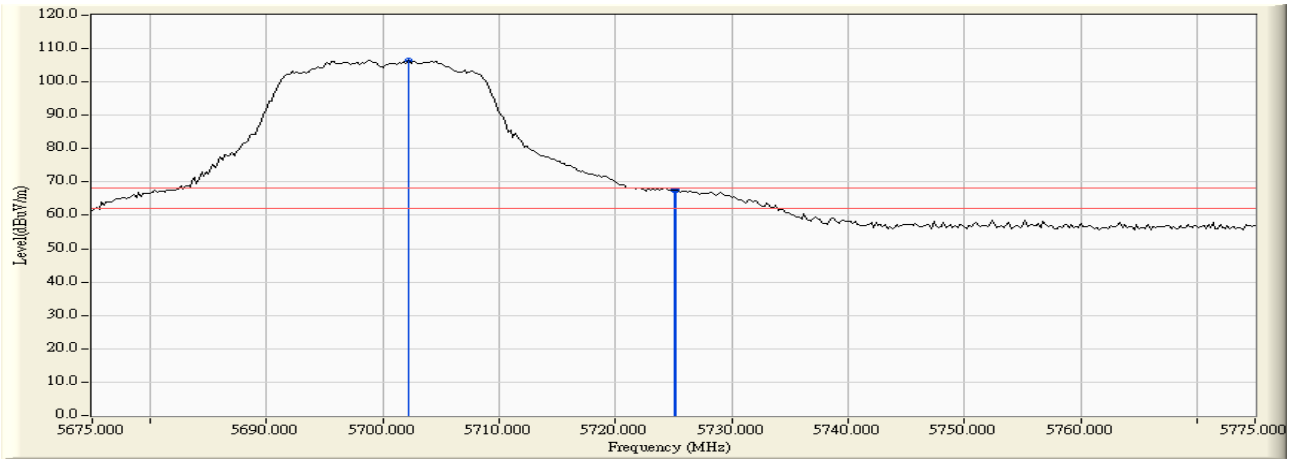

RF Radiated Measurement:

	Frequency (MHz)	Correct Factor (dB)	Reading Level (dBμV)	Measure Level (dBμV/m)	Margin (dB)	Limit (dBμV/m)	Result
Horizontal	5702.200	5.011	101.536	106.547	--	--	Pass
Horizontal	5725.000	5.104	62.342	67.445	-0.775	68.220	Pass
Horizontal	5725.200	5.104	62.429	67.533	-0.687	68.220	Pass

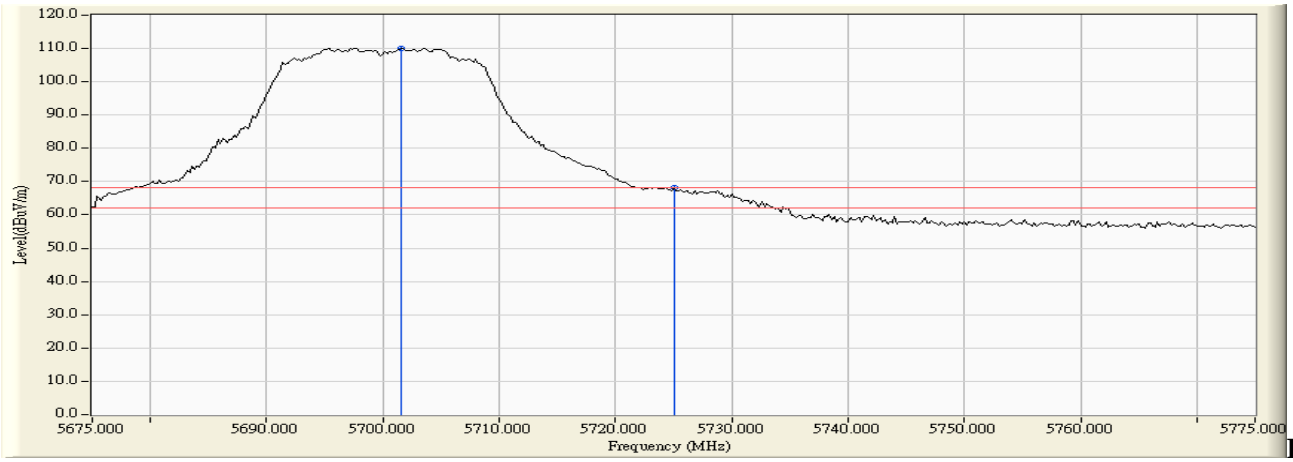

RF Radiated Measurement:

	Frequency (MHz)	Correct Factor (dB)	Reading Level (dBμV)	Measure Level (dBμV/m)	Margin (dB)	Limit (dBμV/m)	Result
Vertical	5701.600	4.175	105.971	110.146	--	--	Pass
Vertical	5725.000	4.215	63.847	68.062	-0.158	68.220	Pass

Product : Intel® Dual Band Wireless-AC 8260
Test Item : Band Edge Data
Test Site : No.3 OATS
Test Mode : Mode 3 MIMO: Transmit (802.11n-20BW 14.4Mbps) -Channel 149

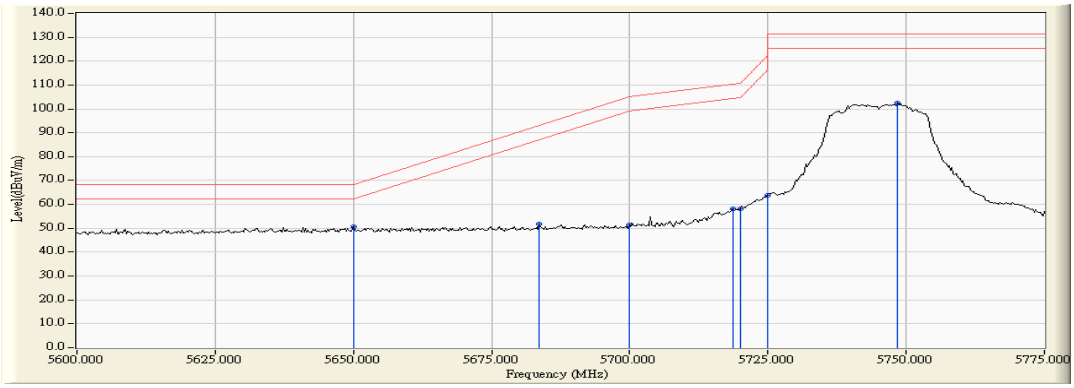

RF Radiated Measurement:

	Frequency (MHz)	Correct Factor (dB)	Reading Level (dBuv)	Measure Level (dBuv /m)	Margin (dB)	Limit (dBuv /m)	Result
Horizontal	5650.000	11.554	39.109	50.664	-17.556	68.220	Pass
Horizontal	5683.696	11.633	40.338	51.971	-41.171	93.142	Pass
Horizontal	5700.000	11.647	39.705	51.352	-53.848	105.200	Pass
Horizontal	5718.696	11.610	46.504	58.115	-52.320	110.435	Pass
Horizontal	5720.000	11.607	46.499	58.106	-52.694	110.800	Pass
Horizontal	5725.000	11.592	52.327	63.919	-58.281	122.200	Pass
Horizontal	5748.370	11.517	91.113	102.630	-28.570	131.200	Pass

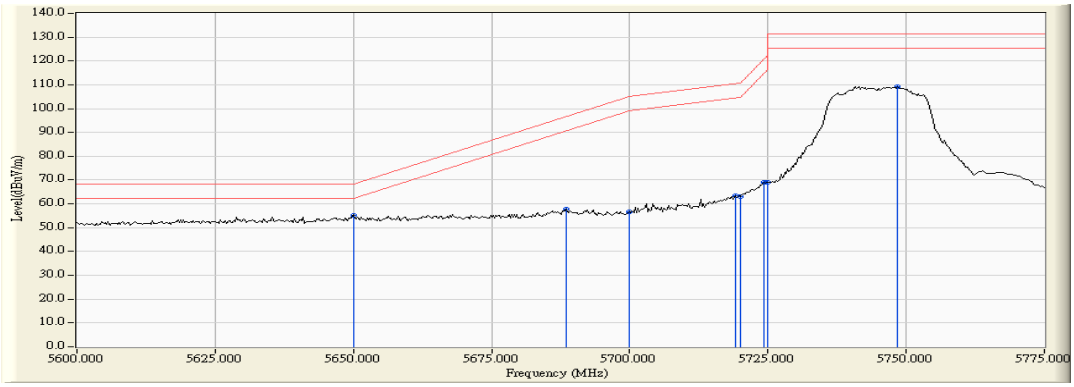

RF Radiated Measurement:

	Frequency (MHz)	Correct Factor (dB)	Reading Level (dBuv)	Measure Level (dBuv /m)	Margin (dB)	Limit (dBuv /m)	Result
Vertical	5650.000	13.029	42.184	55.213	-13.007	68.220	Pass
Vertical	5688.515	13.019	44.766	57.785	-38.921	96.706	Pass
Vertical	5700.000	13.003	43.599	56.602	-48.598	105.200	Pass
Vertical	5719.203	12.951	50.381	63.331	-47.246	110.577	Pass
Vertical	5720.000	12.947	50.157	63.104	-47.696	110.800	Pass
Vertical	5724.275	12.933	56.216	69.149	-51.398	120.547	Pass
Vertical	5725.000	12.930	56.047	68.977	-53.223	122.200	Pass
Vertical	5748.370	12.848	96.466	109.314	-21.886	131.200	Pass

Product : Intel® Dual Band Wireless-AC 8260
Test Item : Band Edge Data
Test Site : No.3 OATS
Test Mode : Mode 3 MIMO: Transmit (802.11n-20BW 14.4Mbps) -Channel 165

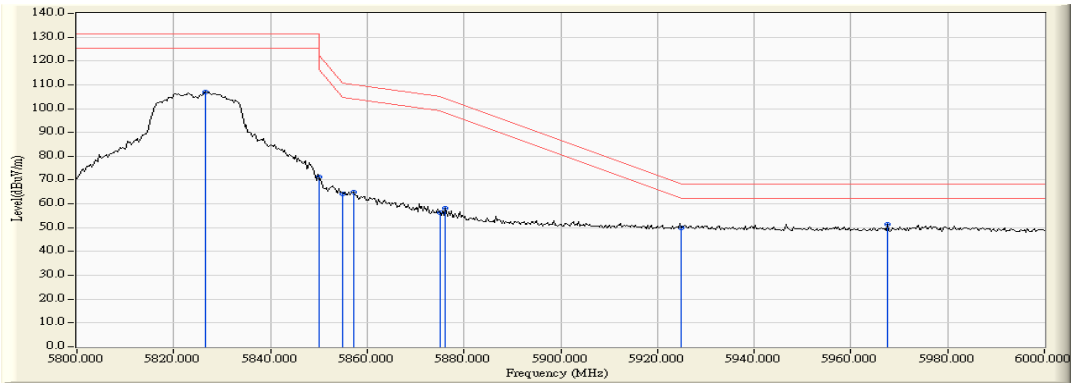

RF Radiated Measurement:

	Frequency (MHz)	Correct Factor (dB)	Reading Level (dBuv)	Measure Level (dBuv /m)	Margin (dB)	Limit (dBuv /m)	Result
Horizontal	5826.667	11.539	95.462	107.001	-24.199	131.200	Pass
Horizontal	5850.000	11.701	59.622	71.323	-50.877	122.200	Pass
Horizontal	5855.000	11.735	52.630	64.365	-46.435	110.800	Pass
Horizontal	5857.101	11.750	53.059	64.809	-45.403	110.212	Pass
Horizontal	5875.000	11.873	44.602	56.475	-48.725	105.200	Pass
Horizontal	5876.232	11.882	46.226	58.108	-46.180	104.288	Pass
Horizontal	5925.000	12.068	37.941	50.010	-18.190	68.200	Pass
Horizontal	5967.536	12.103	39.238	51.341	-16.859	68.200	Pass

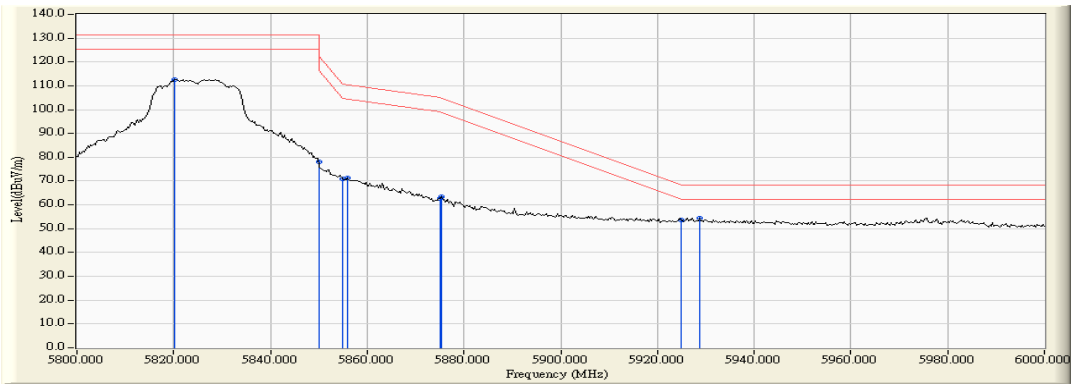

RF Radiated Measurement:

	Frequency (MHz)	Correct Factor (dB)	Reading Level (dBuv)	Measure Level (dBuv /m)	Margin (dB)	Limit (dBuv /m)	Result
Vertical	5820.290	12.712	100.066	112.777	-18.423	131.200	Pass
Vertical	5850.000	12.774	65.236	78.010	-44.190	122.200	Pass
Vertical	5855.000	12.784	57.999	70.783	-40.017	110.800	Pass
Vertical	5855.942	12.786	58.511	71.297	-39.239	110.536	Pass
Vertical	5875.000	12.825	49.939	62.764	-42.436	105.200	Pass
Vertical	5875.362	12.826	50.755	63.581	-41.351	104.932	Pass
Vertical	5925.000	12.911	40.714	53.625	-14.575	68.200	Pass
Vertical	5928.696	12.917	41.579	54.495	-13.705	68.200	Pass

Product : Intel® Dual Band Wireless-AC 8260
Test Item : Band Edge Data
Test Site : No.3 OATS
Test Mode : Mode 3 MIMO: Transmit (802.11n-40BW 30Mbps) -Channel 38

RF Radiated Measurement (Horizontal):

Channel No.	Frequency (MHz)	Correct Factor (dB)	Reading Level (dBμV)	Emission Level (dBμV/m)	Peak Limit (dBμV/m)	Average Limit (dBμV/m)	Result
38 (Peak)	5150.000	2.796	61.943	64.739	74.00	54.00	Pass
38 (Peak)	5179.600	2.697	105.578	108.275	--	--	--
38 (Average)	5150.000	2.796	48.298	51.094	74.00	54.00	Pass
38 (Average)	5194.800	2.647	90.172	92.819	--	--	--

Figure Channel 38: Horizontal (Peak)

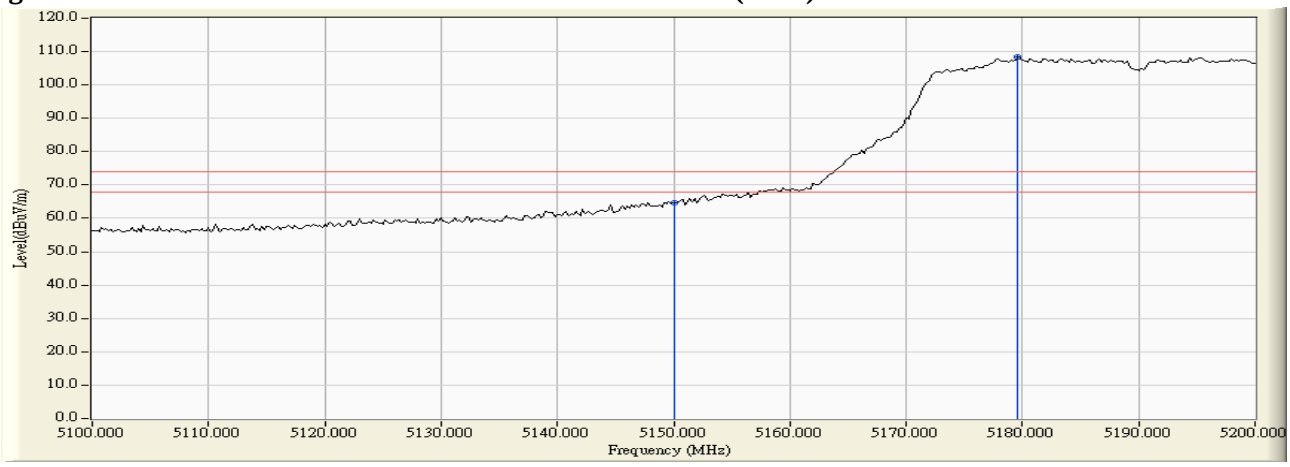

Figure Channel 38: Horizontal (Average)

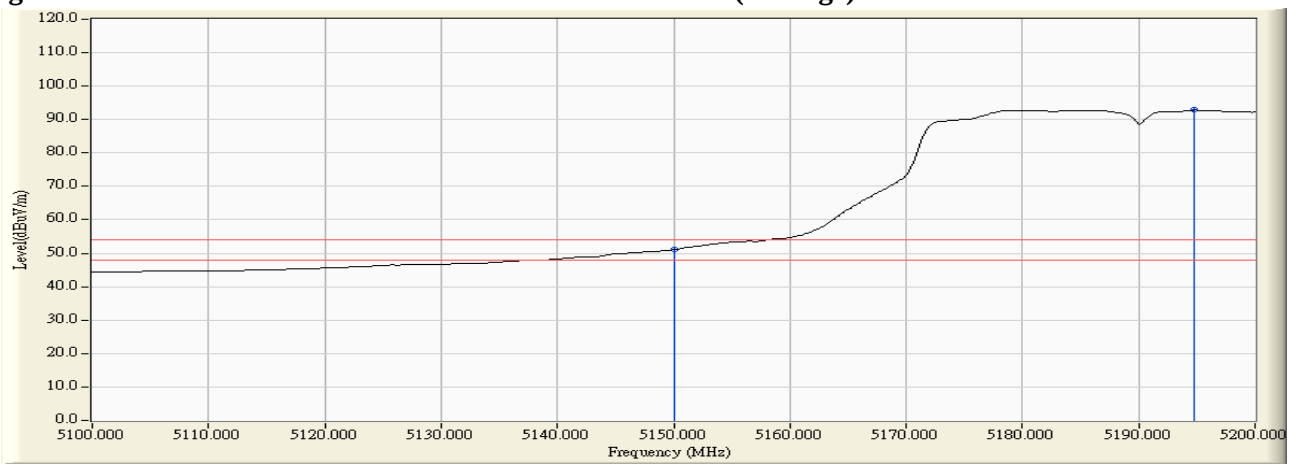

Note:

1. All readings above 1GHz are performed with peak and/or average measurements as necessary.
2. Peak measurements: RBW = 1MHz, VBW = 3 MHz, Sweep: Auto.
3. Average measurements: RBW = 1MHz, VBW = 10 Hz, Sweep: Auto.
4. " * ", means this data is the worst emission level.
5. Measurement Level = Reading Level + Correct Factor.
6. The average measurement was not performed when the peak measured data under the limit of average detection.

Product : Intel® Dual Band Wireless-AC 8260
Test Item : Band Edge Data
Test Site : No.3 OATS
Test Mode : Mode 3 MIMO: Transmit (802.11n-40BW 30Mbps) -Channel 38

RF Radiated Measurement (Vertical):

Channel No.	Frequency (MHz)	Correct Factor (dB)	Reading Level (dBμV)	Emission Level (dBμV/m)	Peak Limit (dBμV/m)	Average Limit (dBμV/m)	Result
38 (Peak)	5148.400	3.324	65.101	68.425	74.00	54.00	Pass
38 (Peak)	5150.000	3.331	64.485	67.817	74.00	54.00	Pass
38 (Peak)	5183.400	3.489	107.713	111.202	--	--	--
38 (Average)	5150.000	3.331	50.511	53.843	74.00	54.00	Pass
38 (Average)	5181.400	3.479	92.461	95.940	--	--	--

Figure Channel 38: Vertical (Peak)

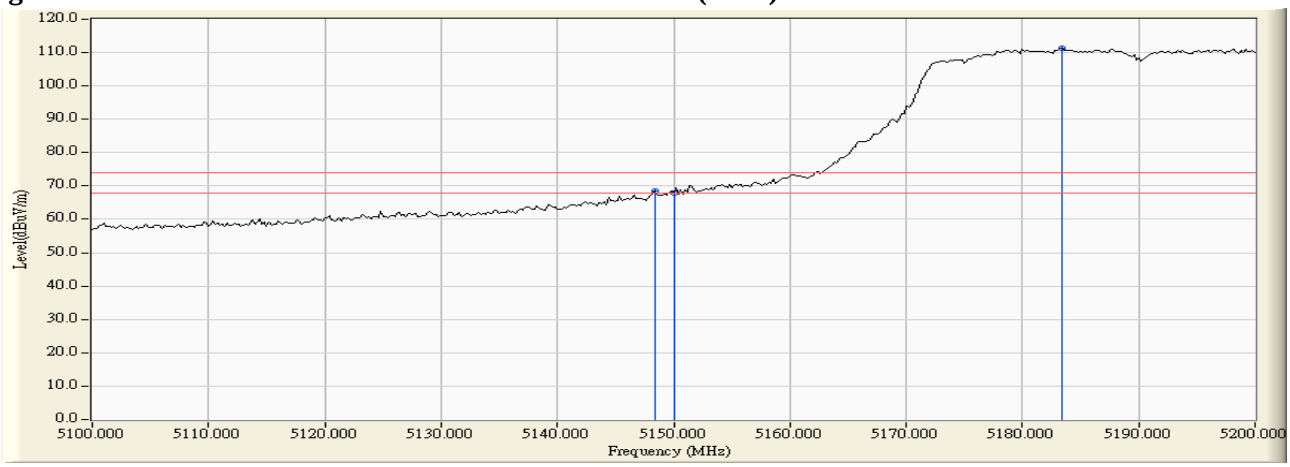

Figure Channel 38: Vertical (Average)

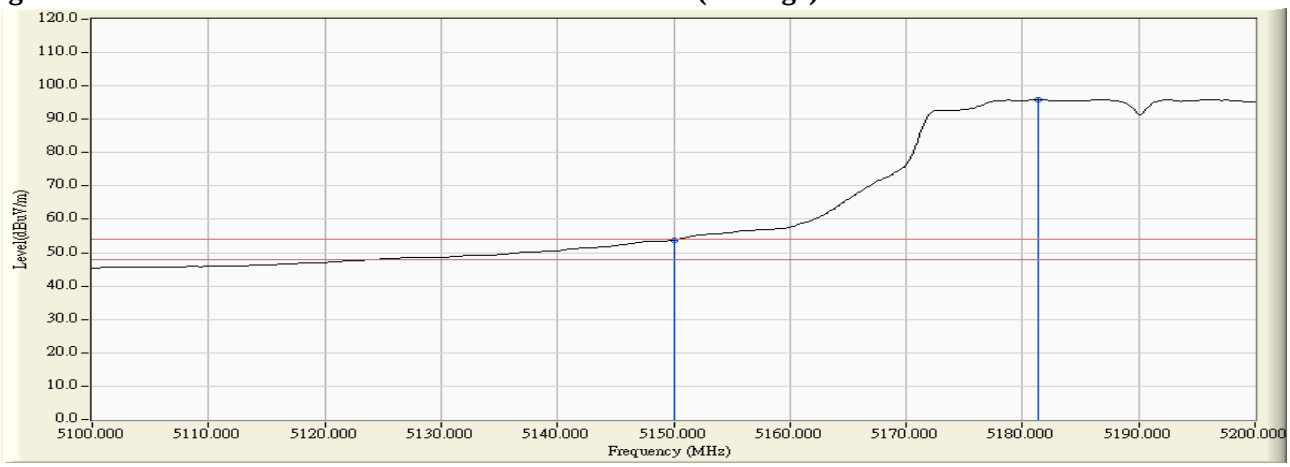

Note:

1. All readings above 1GHz are performed with peak and/or average measurements as necessary.
2. Peak measurements: RBW = 1MHz, VBW = 3 MHz, Sweep: Auto.
3. Average measurements: RBW = 1MHz, VBW = 10 Hz, Sweep: Auto.
4. " * ", means this data is the worst emission level.
5. Measurement Level = Reading Level + Correct Factor.
6. The average measurement was not performed when the peak measured data under the limit of average detection.

Product : Intel® Dual Band Wireless-AC 8260
Test Item : Band Edge Data
Test Site : No.3 OATS
Test Mode : Mode 3 MIMO: Transmit (802.11n-40BW 30Mbps) -Channel 62

RF Radiated Measurement (Horizontal):

Channel No.	Frequency (MHz)	Correct Factor (dB)	Reading Level (dBμV)	Emission Level (dBμV/m)	Peak Limit (dBμV/m)	Arerage Limit (dBμV/m)	Result
62 (Peak)	5321.800	3.639	104.477	108.116	--	--	--
62 (Peak)	5350.000	3.575	62.433	66.008	74.00	54.00	Pass
62 (Peak)	5352.600	3.564	62.757	66.322	74.00	54.00	Pass
62 (Average)	5314.600	3.653	89.117	92.770	--	--	--
62 (Average)	5350.000	3.575	47.900	51.475	74.00	54.00	Pass

Figure Channel 62: Horizontal (Peak)

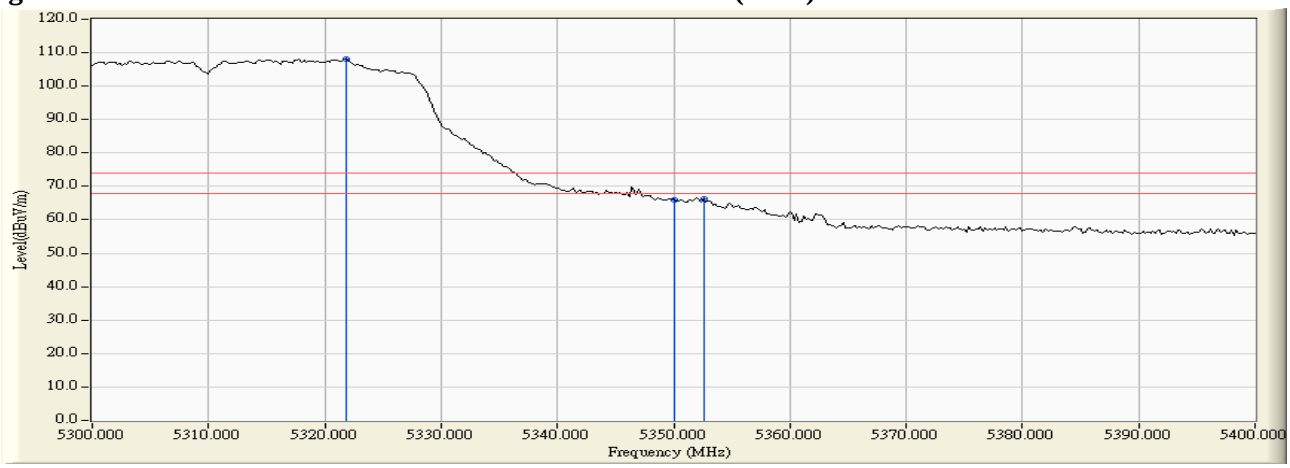

Figure Channel 62: Horizontal (Average)

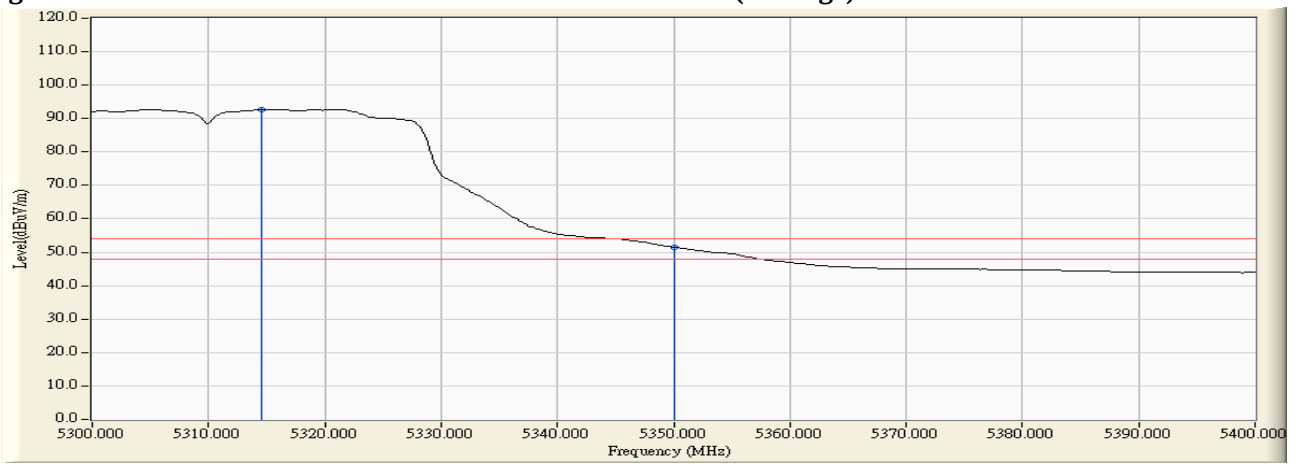

Note:

1. All readings above 1GHz are performed with peak and/or average measurements as necessary.
2. Peak measurements: RBW = 1MHz, VBW = 3 MHz, Sweep: Auto.
3. Average measurements: RBW = 1MHz, VBW = 10 Hz, Sweep: Auto.
4. " * ", means this data is the worst emission level.
5. Measurement Level = Reading Level + Correct Factor.
6. The average measurement was not performed when the peak measured data under the limit of average detection.

Product : Intel® Dual Band Wireless-AC 8260
Test Item : Band Edge Data
Test Site : No.3 OATS
Test Mode : Mode 3 MIMO: Transmit (802.11n-40BW 30Mbps) -Channel 62

RF Radiated Measurement (Vertical):

Channel No.	Frequency (MHz)	Correct Factor (dB)	Reading Level (dBμV)	Emission Level (dBμV/m)	Peak Limit (dBμV/m)	Arerage Limit (dBμV/m)	Result
62 (Peak)	5318.000	3.885	106.378	110.263	--	--	--
62 (Peak)	5350.000	3.900	63.437	67.337	74.00	54.00	Pass
62 (Peak)	5350.400	3.900	65.949	69.849	74.00	54.00	Pass
62 (Average)	5321.200	3.888	91.092	94.980	--	--	--
62 (Average)	5350.000	3.900	50.011	53.911	74.00	54.00	Pass

Figure Channel 62: Vertical (Peak)

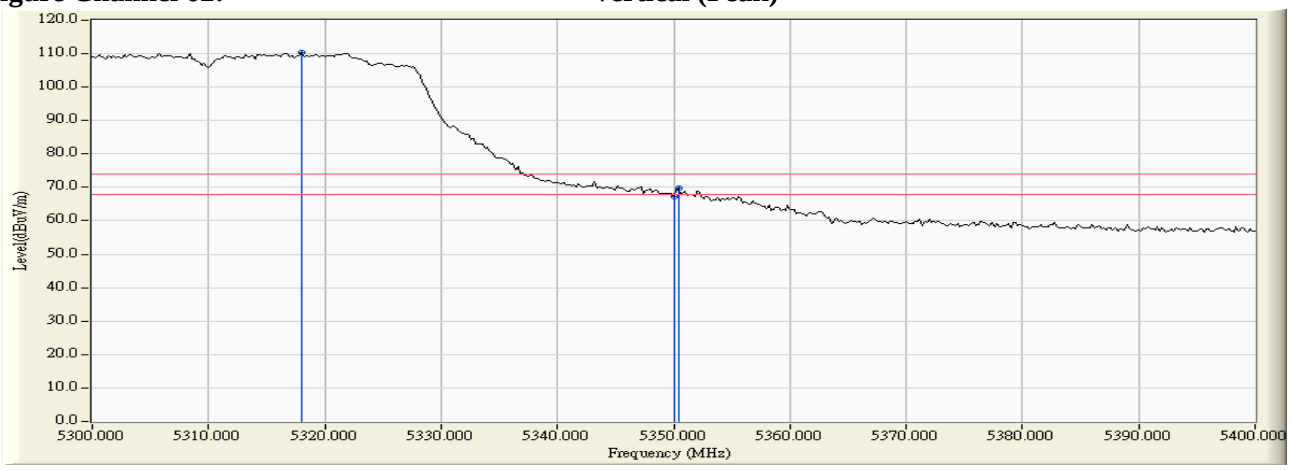

Figure Channel 62: Vertical (Average)

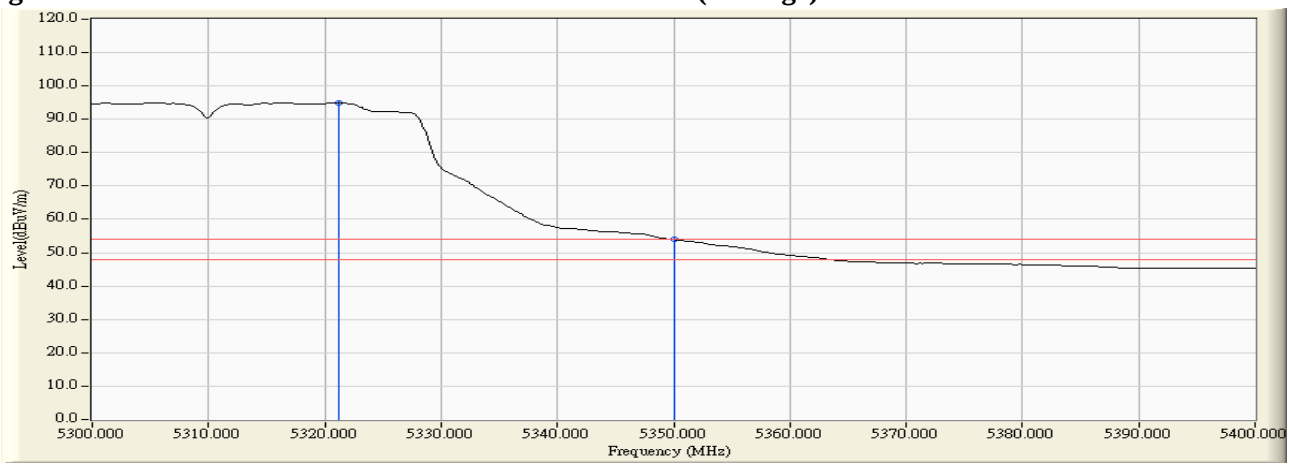

Note:

1. All readings above 1GHz are performed with peak and/or average measurements as necessary.
2. Peak measurements: RBW = 1MHz, VBW = 3 MHz, Sweep: Auto.
3. Average measurements: RBW = 1MHz, VBW = 10 Hz, Sweep: Auto.
4. " * ", means this data is the worst emission level.
5. Measurement Level = Reading Level + Correct Factor.
6. The average measurement was not performed when the peak measured data under the limit of average detection.

Product : Intel® Dual Band Wireless-AC 8260
Test Item : Band Edge Data
Test Site : No.3 OATS
Test Mode : Mode 3 MIMO: Transmit (802.11n-40BW 30Mbps) -Channel 102

RF Radiated Measurement (Horizontal):

Channel No.	Frequency (MHz)	Correct Factor (dB)	Reading Level (dBμV)	Emission Level (dBμV/m)	Peak Limit (dBμV/m)	Arerage Limit (dBμV/m)	Result
102 (Peak)	5458.800	3.751	55.971	59.723	74.00	54.00	Pass
102 (Peak)	5460.000	3.775	54.694	58.469	74.00	54.00	Pass
102 (Peak)	5507.000	4.544	101.642	106.186	--	--	--
102 (Average)	5460.000	3.775	42.329	46.104	74.00	54.00	Pass
102 (Average)	5503.400	4.525	86.561	91.086	--	--	--

Figure Channel 102: Horizontal (Peak)

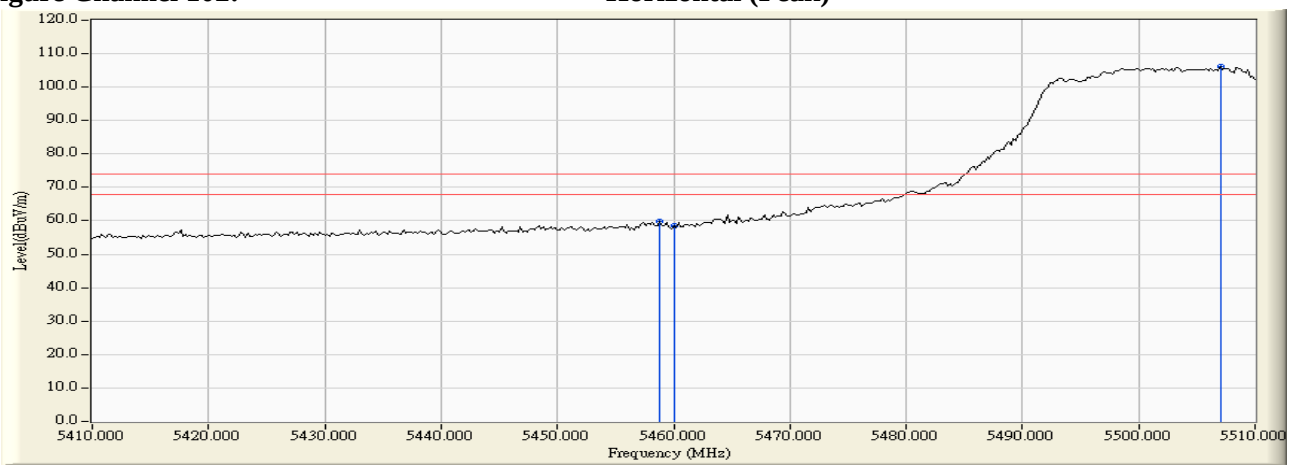

Figure Channel 102: Horizontal (Average)

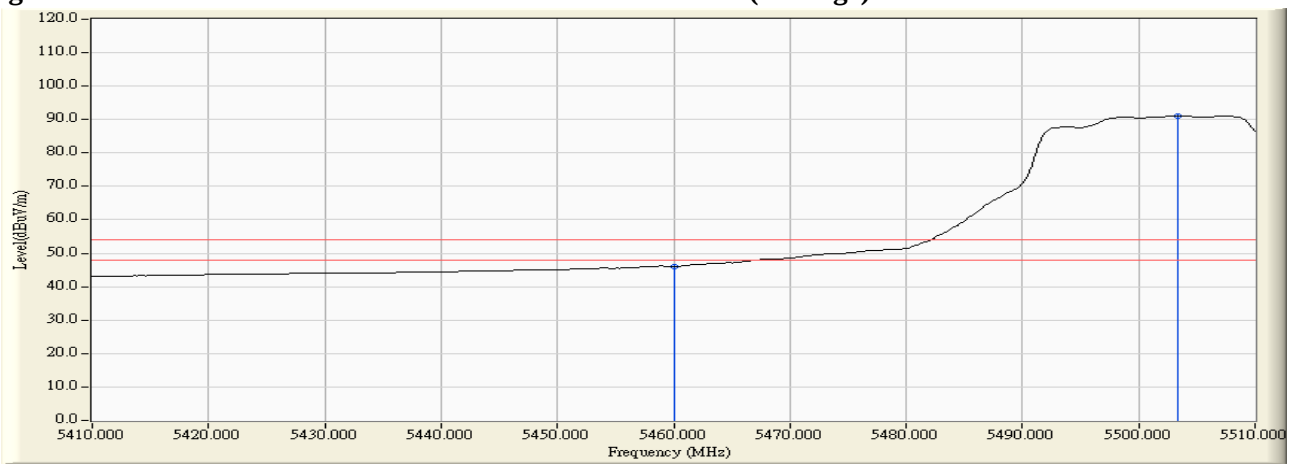

Note:

1. All readings above 1GHz are performed with peak and/or average measurements as necessary.
2. Peak measurements: RBW = 1MHz, VBW = 3 MHz, Sweep: Auto.
3. Average measurements: RBW = 1MHz, VBW = 10 Hz, Sweep: Auto.
4. " * ", means this data is the worst emission level.
5. Measurement Level = Reading Level + Correct Factor.
6. The average measurement was not performed when the peak measured data under the limit of average detection.

Product : Intel® Dual Band Wireless-AC 8260
Test Item : Band Edge Data
Test Site : No.3 OATS
Test Mode : Mode 3 MIMO: Transmit (802.11n-40BW 30Mbps) -Channel 102

RF Radiated Measurement (Vertical):

Channel No.	Frequency (MHz)	Correct Factor (dB)	Reading Level (dBμV)	Emission Level (dBμV/m)	Peak Limit (dBμV/m)	Arerage Limit (dBμV/m)	Result
102 (Peak)	5459.600	3.930	61.064	64.993	74.00	54.00	Pass
102 (Peak)	5460.000	3.934	59.340	63.275	74.00	54.00	Pass
102 (Peak)	5505.400	4.512	107.174	111.685	--	--	--
102 (Average)	5459.400	3.927	46.947	50.873	74.00	54.00	Pass
102 (Average)	5460.000	3.934	46.887	50.822	74.00	54.00	Pass
102 (Average)	5503.800	4.499	91.755	96.254	--	--	--

Figure Channel 102: Vertical (Peak)

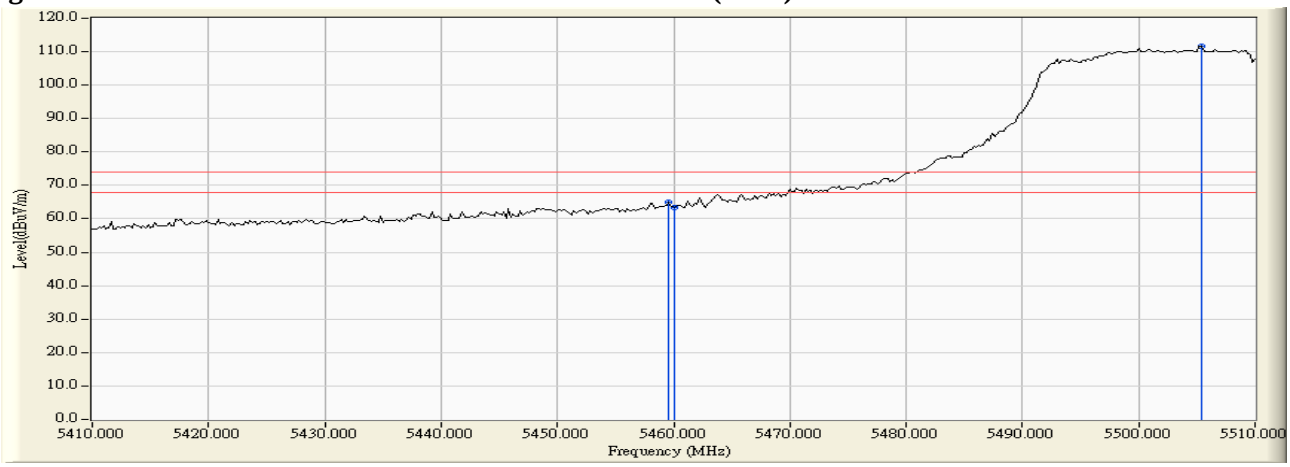

Figure Channel 102: Vertical (Average)

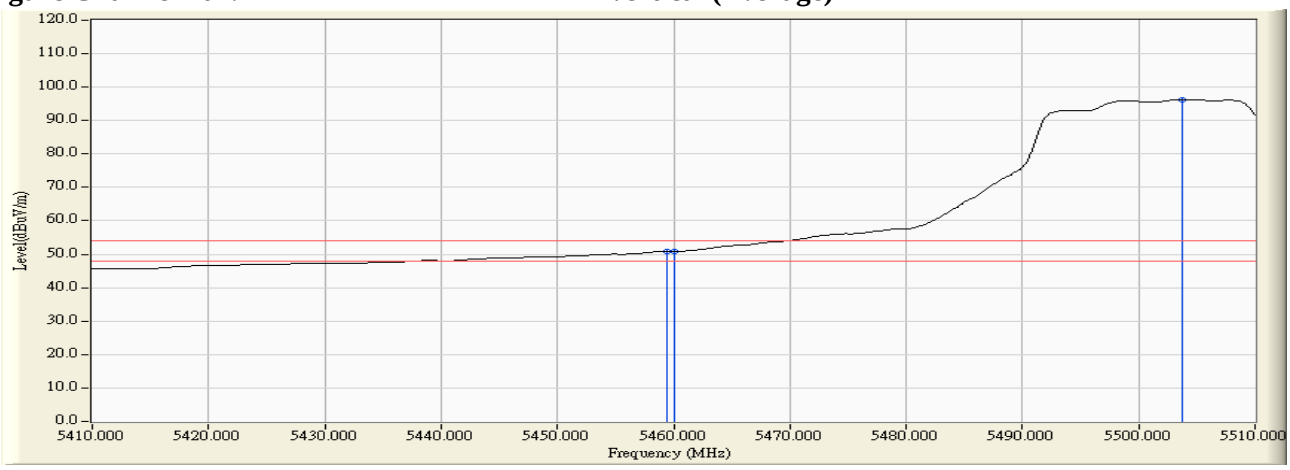

Note:

1. All readings above 1GHz are performed with peak and/or average measurements as necessary.
2. Peak measurements: RBW = 1MHz, VBW = 3 MHz, Sweep: Auto.
3. Average measurements: RBW = 1MHz, VBW = 10 Hz, Sweep: Auto.
4. " * ", means this data is the worst emission level.
5. Measurement Level = Reading Level + Correct Factor.
6. The average measurement was not performed when the peak measured data under the limit of average detection.

Product : Intel® Dual Band Wireless-AC 8260
Test Item : Band Edge Data
Test Site : No.3 OATS
Test Mode : Mode 3 MIMO: Transmit (802.11n-40BW 30Mbps) -Channel 102

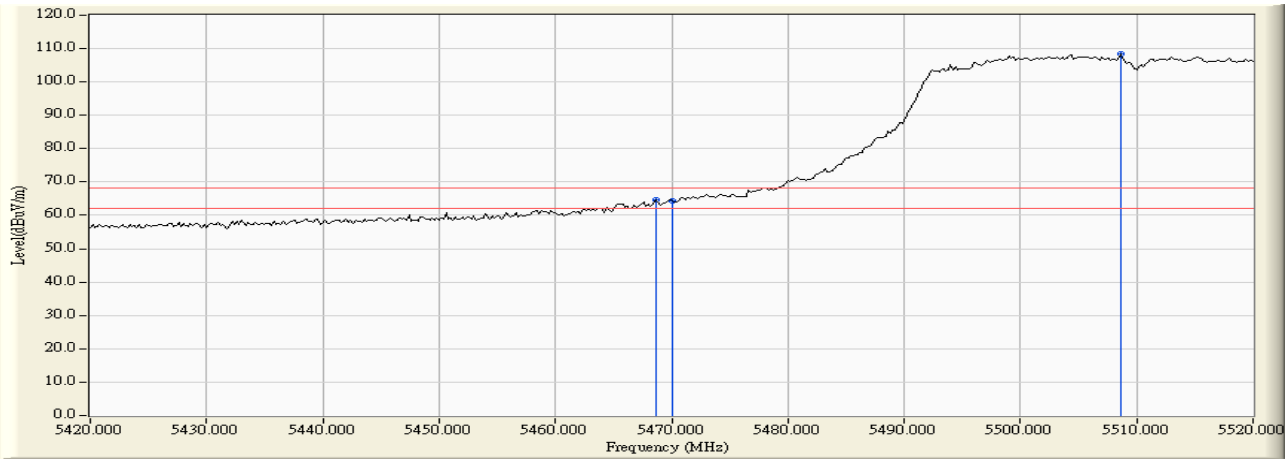

RF Radiated Measurement:

	Frequency (MHz)	Correct Factor (dB)	Reading Level (dBμV)	Measure Level (dBμV/m)	Margin (dB)	Limit (dBμV/m)	Result
Horizontal	5468.600	3.943	60.780	64.723	-3.497	68.220	Pass
Horizontal	5470.000	3.970	60.302	64.272	-3.948	68.220	Pass
Horizontal	5508.600	4.543	103.841	108.384	--	--	Pass

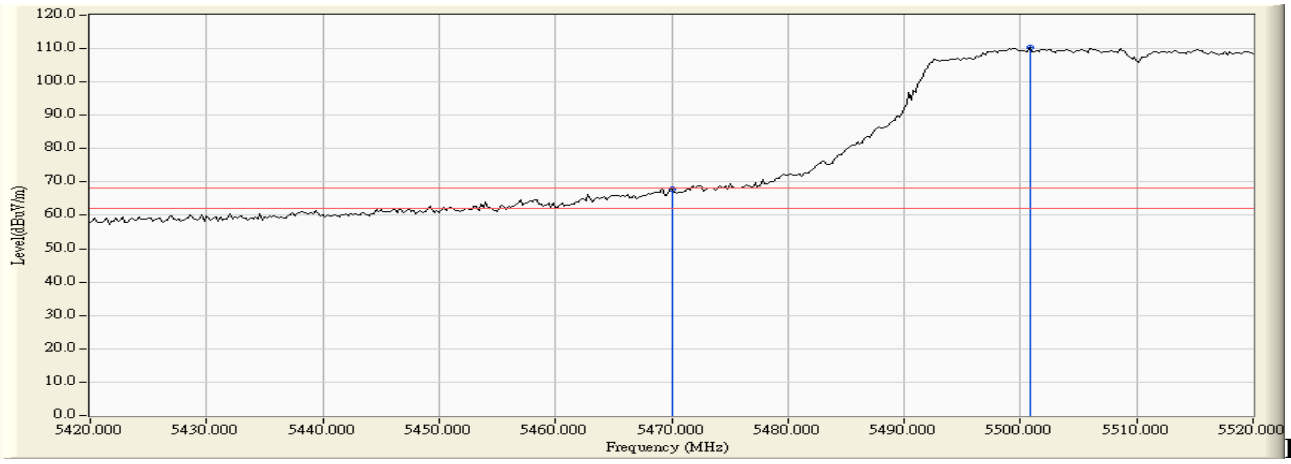

R

F Radiated Measurement:

	Frequency (MHz)	Correct Factor (dB)	Reading Level (dBμV)	Measure Level (dBμV/m)	Margin (dB)	Limit (dBμV/m)	Result
Vertical	5470.000	4.079	63.858	67.937	-0.283	68.220	Pass
Vertical	5500.800	4.468	105.876	110.344	--	--	Pass

Product : Intel® Dual Band Wireless-AC 8260
Test Item : Band Edge Data
Test Site : No.3 OATS
Test Mode : Mode 3 MIMO: Transmit (802.11n-40BW 30Mbps) -Channel 134

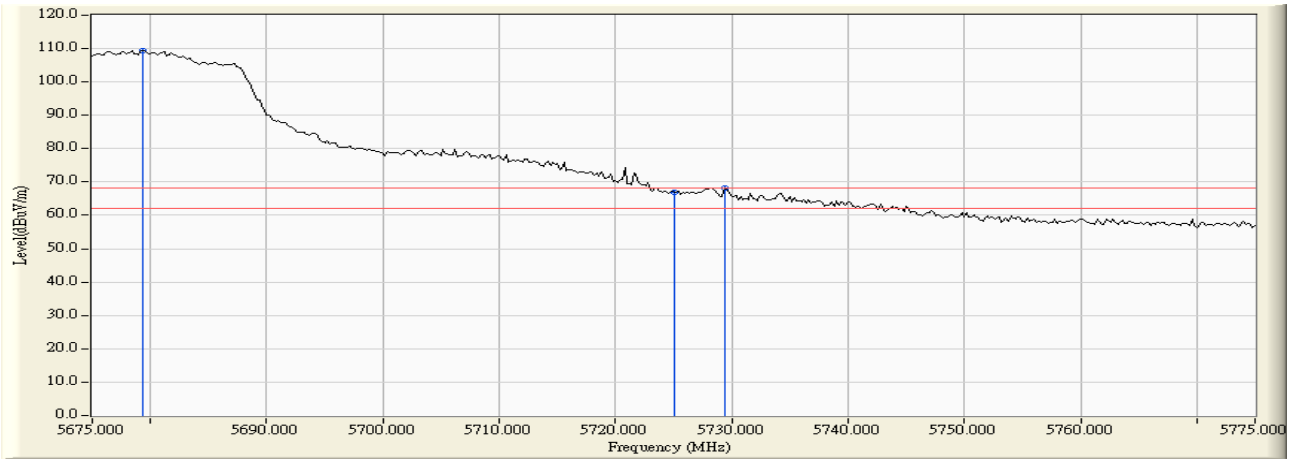

RF Radiated Measurement:

	Frequency (MHz)	Correct Factor (dB)	Reading Level (dBμV)	Measure Level (dBμV/m)	Margin (dB)	Limit (dBμV/m)	Result
Horizontal	5679.400	4.924	104.482	109.405	--	--	Pass
Horizontal	5725.000	5.104	61.686	66.789	-1.431	68.220	Pass
Horizontal	5729.400	5.122	62.959	68.081	-0.139	68.220	Pass

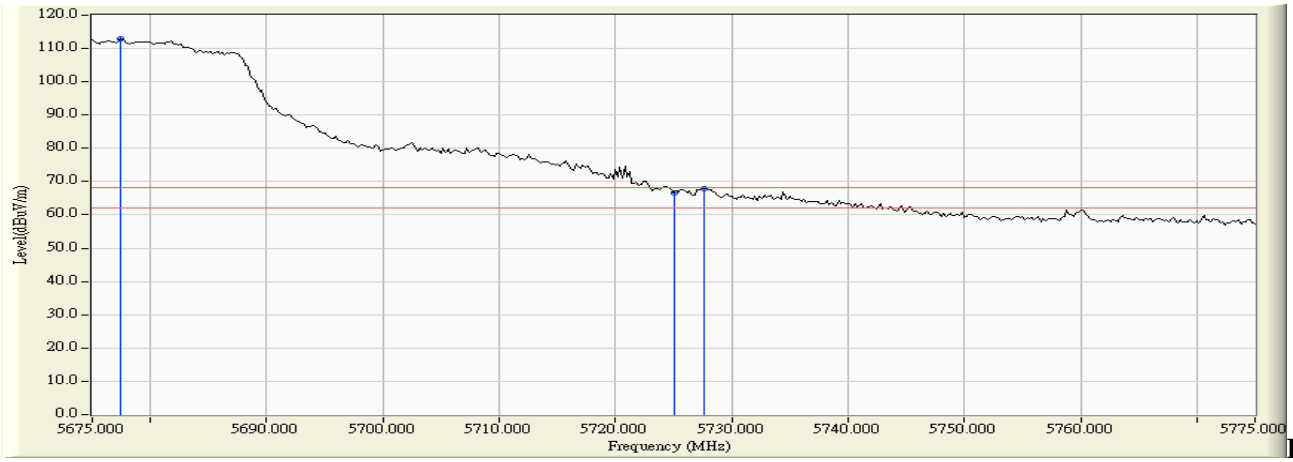

RF Radiated Measurement:

	Frequency (MHz)	Correct Factor (dB)	Reading Level (dBμV)	Measure Level (dBμV/m)	Margin (dB)	Limit (dBμV/m)	Result
Vertical	5677.400	4.263	108.579	112.841	--	--	Pass
Vertical	5725.000	4.215	62.530	66.745	-1.475	68.220	Pass
Vertical	5727.600	4.223	63.814	68.036	-0.184	68.220	Pass

Product : Intel® Dual Band Wireless-AC 8260
Test Item : Band Edge Data
Test Site : No.3 OATS
Test Mode : Mode 3 MIMO: Transmit (802.11n-40BW 30Mbps) -Channel 151

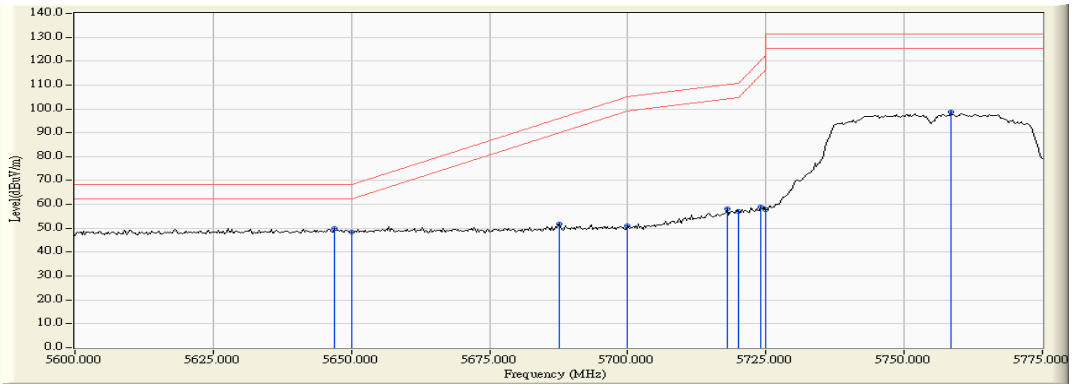

RF Radiated Measurement :

	Frequency (MHz)	Correct Factor (dB)	Reading Level (dBuv)	Measure Level (dBuv /m)	Margin (dB)	Limit (dBuv /m)	Result
Horizontal	5646.920	11.547	38.531	50.078	-18.142	68.220	Pass
Horizontal	5650.000	11.554	36.937	48.492	-19.728	68.220	Pass
Horizontal	5687.500	11.642	40.092	51.734	-44.221	95.955	Pass
Horizontal	5700.000	11.647	39.323	50.970	-54.230	105.200	Pass
Horizontal	5717.935	11.613	46.442	58.055	-52.167	110.222	Pass
Horizontal	5720.000	11.607	45.281	56.888	-53.912	110.800	Pass
Horizontal	5724.022	11.595	47.377	58.972	-60.998	119.970	Pass
Horizontal	5725.000	11.592	46.105	57.697	-64.503	122.200	Pass
Horizontal	5758.514	11.486	87.151	98.637	-32.563	131.200	Pass

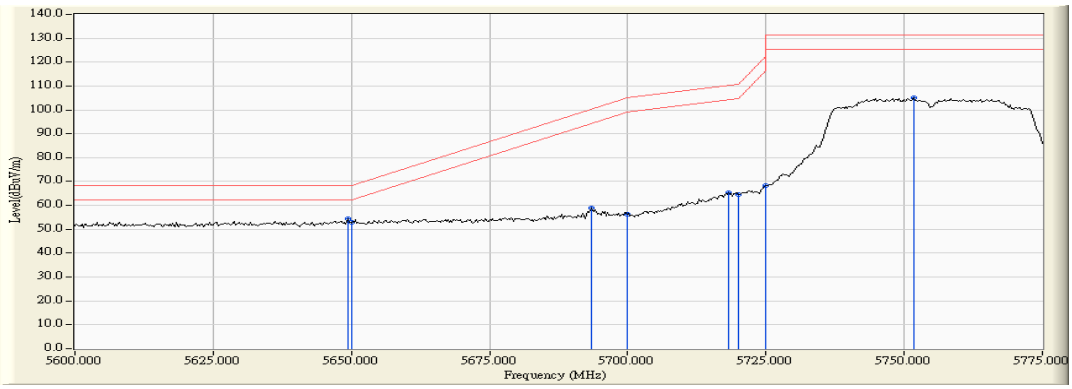

RF Radiated Measurement:

	Frequency (MHz)	Correct Factor (dB)	Reading Level (dBuv)	Measure Level (dBuv /m)	Margin (dB)	Limit (dBuv /m)	Result
Vertical	5649.457	13.030	41.263	54.292	-13.928	68.220	Pass
Vertical	5650.000	13.029	39.722	52.751	-15.469	68.220	Pass
Vertical	5693.333	13.015	45.976	58.992	-41.277	100.269	Pass
Vertical	5700.000	13.003	43.412	56.415	-48.785	105.200	Pass
Vertical	5718.188	12.954	52.216	65.169	-45.124	110.293	Pass
Vertical	5720.000	12.947	51.509	64.456	-46.344	110.800	Pass
Vertical	5725.000	12.930	55.418	68.348	-53.852	122.200	Pass
Vertical	5751.667	12.836	92.381	105.218	-25.982	131.200	Pass

Product : Intel® Dual Band Wireless-AC 8260
Test Item : Band Edge Data
Test Site : No.3 OATS
Test Mode : Mode 3 MIMO: Transmit (802.11n-40BW 30Mbps) -Channel 159

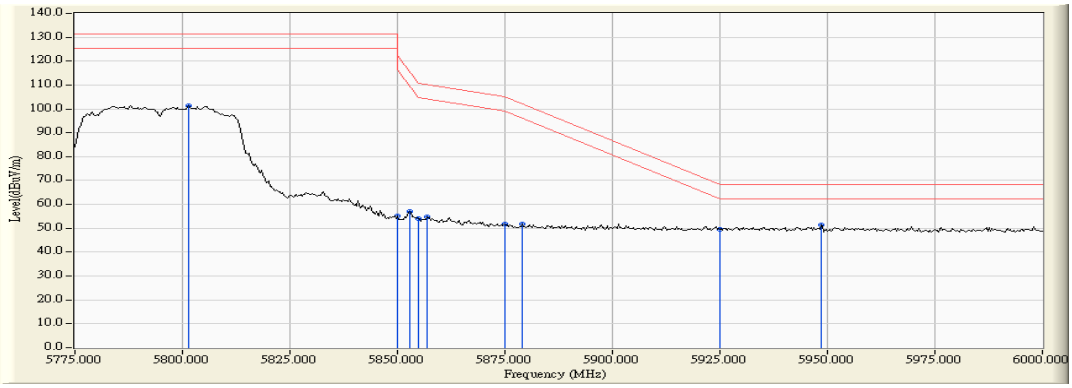

RF Radiated Measurement:

	Frequency (MHz)	Correct Factor (dB)	Reading Level (dBuv)	Measure Level (dBuv /m)	Margin (dB)	Limit (dBuv /m)	Result
Horizontal	5801.413	11.395	89.854	101.249	-29.951	131.200	Pass
Horizontal	5850.000	11.701	43.587	55.288	-66.912	122.200	Pass
Horizontal	5852.935	11.721	45.191	56.912	-58.596	115.508	Pass
Horizontal	5855.000	11.735	42.332	54.067	-56.733	110.800	Pass
Horizontal	5856.848	11.747	43.167	54.915	-55.368	110.283	Pass
Horizontal	5875.000	11.873	39.801	51.674	-53.526	105.200	Pass
Horizontal	5879.022	11.901	39.954	51.855	-50.369	102.224	Pass
Horizontal	5925.000	12.068	37.345	49.414	-18.786	68.200	Pass
Horizontal	5948.478	12.089	39.271	51.360	-16.840	68.200	Pass

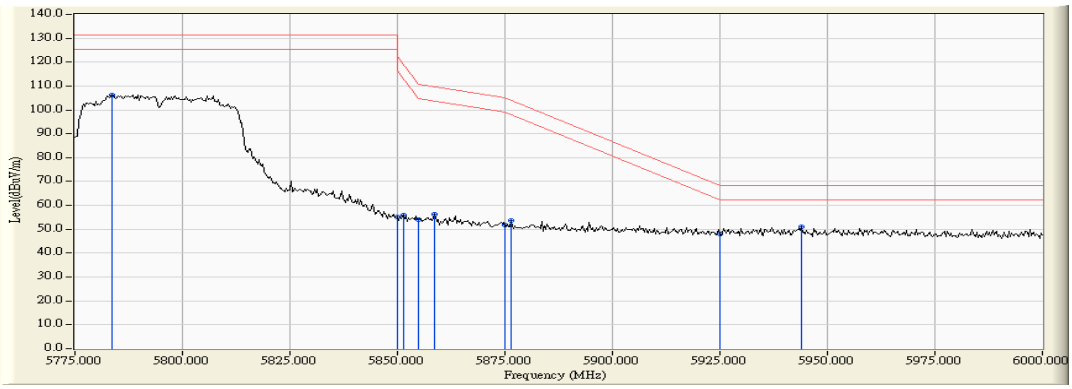

RF Radiated Measurement:

	Frequency (MHz)	Correct Factor (dB)	Reading Level (dBuv)	Measure Level (dBuv /m)	Margin (dB)	Limit (dBuv /m)	Result
Vertical	5783.478	12.725	93.632	106.357	-24.843	131.200	Pass
Vertical	5850.000	12.774	42.513	55.287	-66.913	122.200	Pass
Vertical	5851.304	12.776	43.075	55.851	-63.376	119.227	Pass
Vertical	5855.000	12.784	41.408	54.192	-56.608	110.800	Pass
Vertical	5858.478	12.791	43.506	56.297	-53.529	109.826	Pass
Vertical	5875.000	12.825	38.957	51.782	-53.418	105.200	Pass
Vertical	5876.413	12.829	40.840	53.668	-50.486	104.154	Pass
Vertical	5925.000	12.911	35.031	47.942	-20.258	68.200	Pass
Vertical	5943.913	12.937	38.027	50.964	-17.236	68.200	Pass

Product : Intel® Dual Band Wireless-AC 8260
Test Item : Band Edge Data
Test Site : No.3 OATS
Test Mode : Mode 3 MIMO: Transmit (802.11ac-80BW-65Mbps) -Channel 42

RF Radiated Measurement (Horizontal):

Channel No.	Frequency (MHz)	Correct Factor (dB)	Reading Level (dBμV)	Emission Level (dBμV/m)	Peak Limit (dBμV/m)	Average Limit (dBμV/m)	Result
42 (Peak)	5142.600	2.819	65.281	68.100	74.00	54.00	Pass
42 (Peak)	5150.000	2.796	64.844	67.640	74.00	54.00	Pass
42 (Peak)	5198.800	2.635	102.882	105.516	--	--	--
42 (Average)	5145.200	2.811	50.421	53.232	74.00	54.00	Pass
42 (Average)	5150.000	2.796	49.846	52.642	74.00	54.00	Pass
42 (Average)	5195.000	2.646	84.783	87.430	--	--	--

Figure Channel 42: Horizontal (Peak)

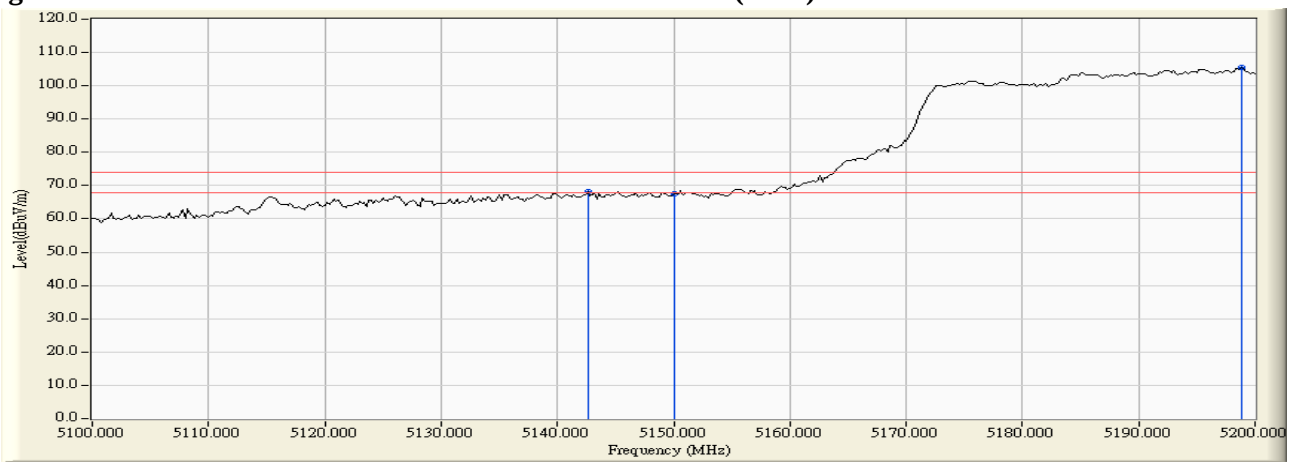

Figure Channel 42: Horizontal (Average)

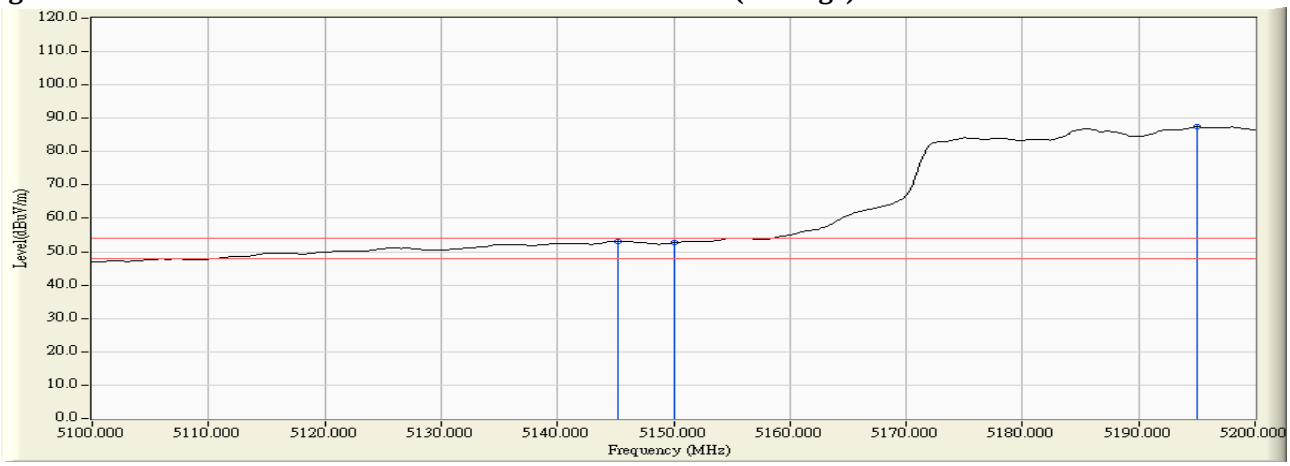

Note:

1. All readings above 1GHz are performed with peak and/or average measurements as necessary.
2. Peak measurements: RBW = 1MHz, VBW = 3 MHz, Sweep: Auto.
3. Average measurements: RBW = 1MHz, VBW = 10 Hz, Sweep: Auto.
4. " * ", means this data is the worst emission level.
5. Measurement Level = Reading Level + Correct Factor.
6. The average measurement was not performed when the peak measured data under the limit of average detection.

Product : Intel® Dual Band Wireless-AC 8260
Test Item : Band Edge Data
Test Site : No.3 OATS
Test Mode : Mode 3 MIMO: Transmit (802.11ac-80BW-65Mbps) -Channel 42

RF Radiated Measurement (Vertical):

Channel No.	Frequency (MHz)	Correct Factor (dB)	Reading Level (dBμV)	Emission Level (dBμV/m)	Peak Limit (dBμV/m)	Average Limit (dBμV/m)	Result
42 (Peak)	5145.000	3.306	65.449	68.756	74.00	54.00	Pass
42 (Peak)	5150.000	3.331	64.158	67.490	74.00	54.00	Pass
42 (Peak)	5196.400	3.552	102.976	106.528	--	--	--
42 (Average)	5147.400	3.319	50.254	53.573	74.00	54.00	Pass
42 (Average)	5150.000	3.331	49.618	52.950	74.00	54.00	Pass
42 (Average)	5197.600	3.558	85.543	89.101	--	--	--

Figure Channel 42: Vertical (Peak)

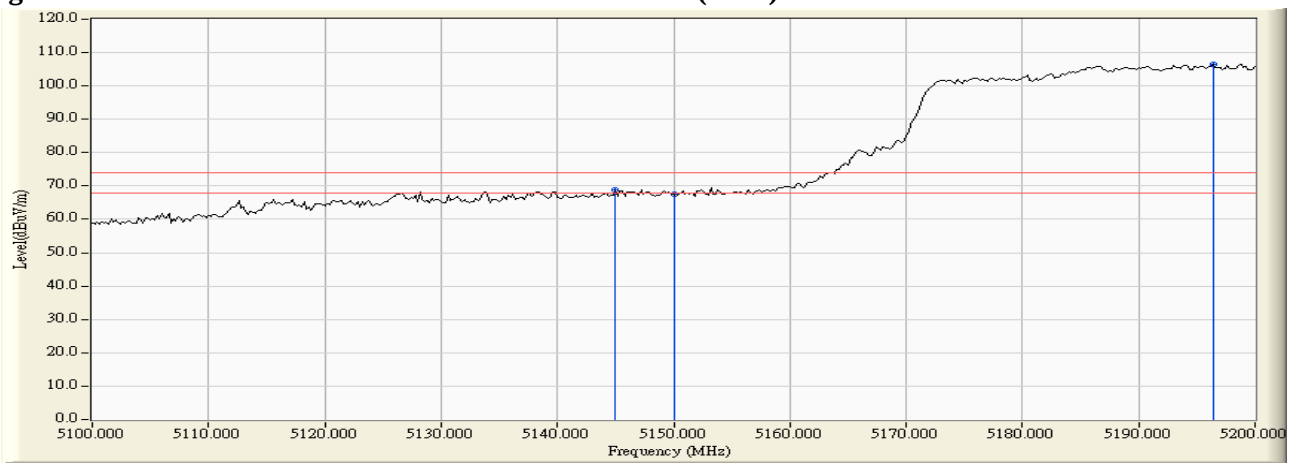

Figure Channel 42: Vertical (Average)

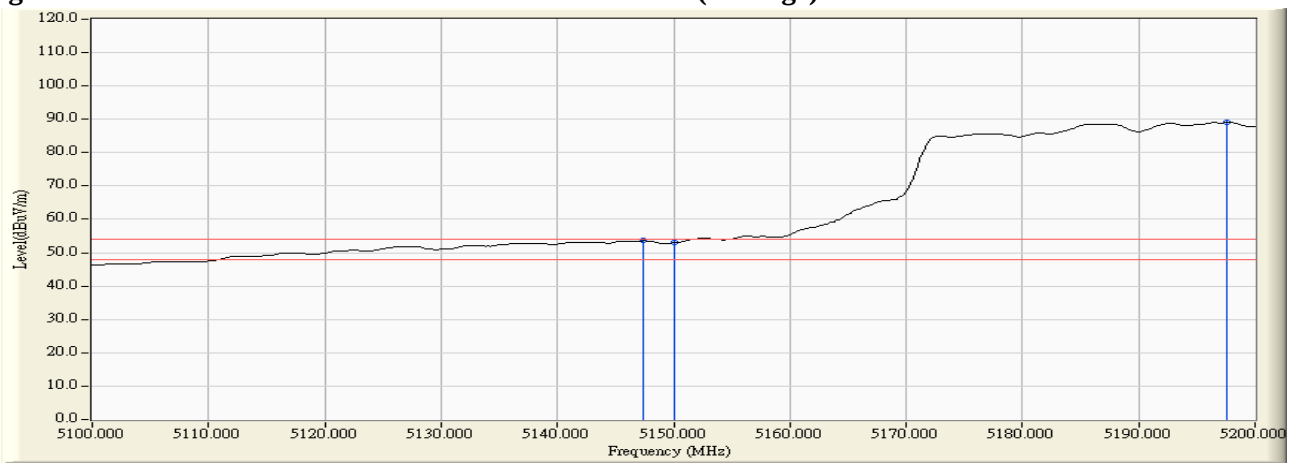

Note:

1. All readings above 1GHz are performed with peak and/or average measurements as necessary.
2. Peak measurements: RBW = 1MHz, VBW = 3 MHz, Sweep: Auto.
3. Average measurements: RBW = 1MHz, VBW = 10 Hz, Sweep: Auto.
4. " * ", means this data is the worst emission level.
5. Measurement Level = Reading Level + Correct Factor.
6. The average measurement was not performed when the peak measured data under the limit of average detection.

Product : Intel® Dual Band Wireless-AC 8260
Test Item : Band Edge Data
Test Site : No.3 OATS
Test Mode : Mode 3 MIMO: Transmit (802.11ac-80BW-65Mbps) -Channel 58

RF Radiated Measurement (Horizontal):

Channel No.	Frequency (MHz)	Correct Factor (dB)	Reading Level (dBμV)	Emission Level (dBμV/m)	Peak Limit (dBμV/m)	Average Limit (dBμV/m)	Result
58 (Peak)	5303.600	3.673	101.123	104.797	--	--	--
58 (Peak)	5350.000	3.575	63.724	67.299	74.00	54.00	Pass
58 (Peak)	5350.800	3.572	64.910	68.483	74.00	54.00	Pass
58 (Average)	5304.600	3.672	84.075	87.747	--	--	--
58 (Average)	5350.000	3.575	49.502	53.077	74.00	54.00	Pass
58 (Average)	5355.000	3.545	49.821	53.367	74.00	54.00	Pass

Figure Channel 58: Horizontal (Peak)

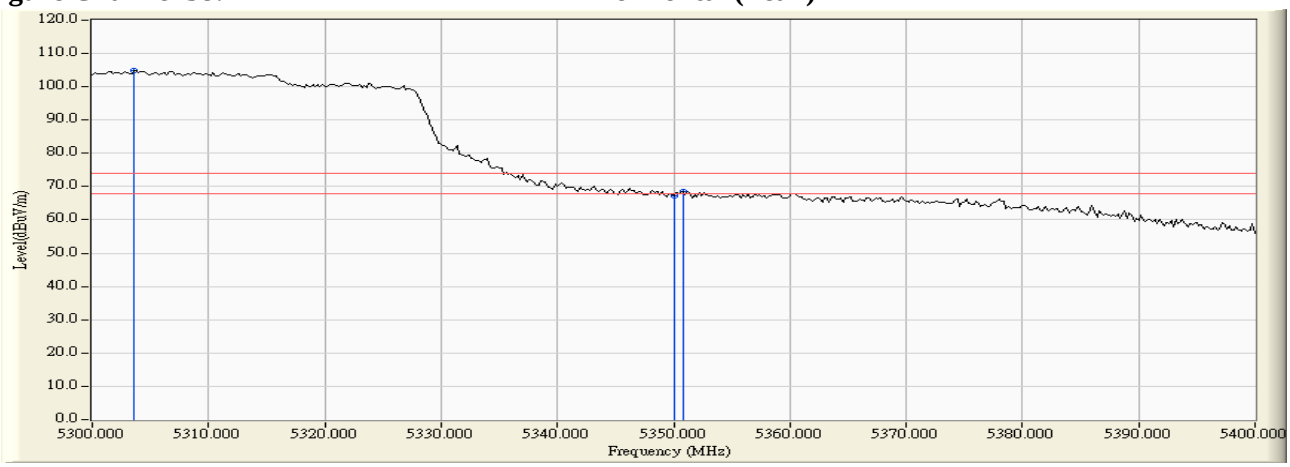

Figure Channel 58: Horizontal (Average)

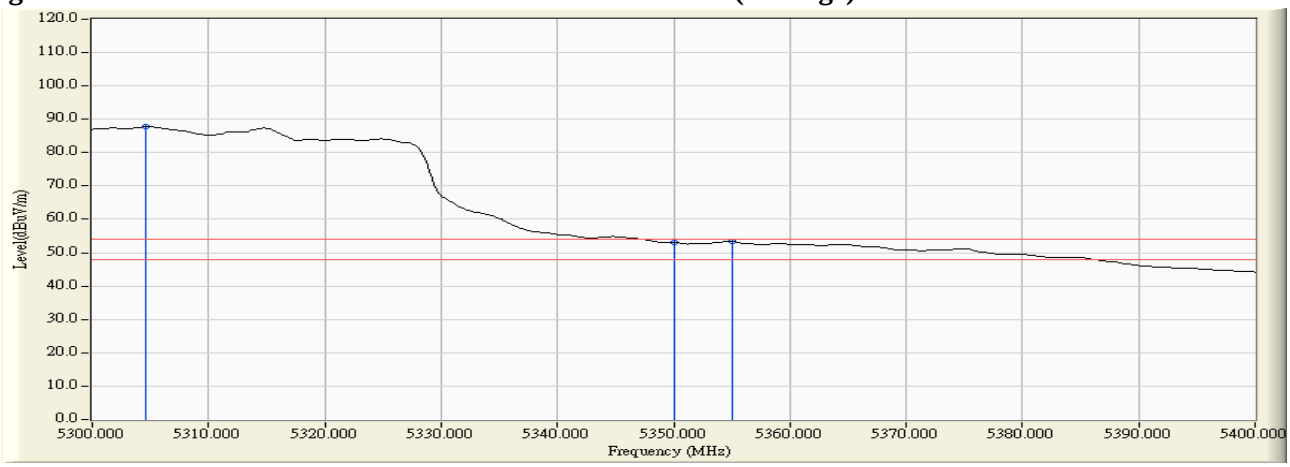

Note:

1. All readings above 1GHz are performed with peak and/or average measurements as necessary.
2. Peak measurements: RBW = 1MHz, VBW = 3 MHz, Sweep: Auto.
3. Average measurements: RBW = 1MHz, VBW = 10 Hz, Sweep: Auto.
4. " * ", means this data is the worst emission level.
5. Measurement Level = Reading Level + Correct Factor.
6. The average measurement was not performed when the peak measured data under the limit of average detection.

Product : Intel® Dual Band Wireless-AC 8260
Test Item : Band Edge Data
Test Site : No.3 OATS
Test Mode : Mode 3 MIMO: Transmit (802.11ac-80BW-65Mbps) -Channel 58

RF Radiated Measurement (Vertical):

Channel No.	Frequency (MHz)	Correct Factor (dB)	Reading Level (dBμV)	Emission Level (dBμV/m)	Peak Limit (dBμV/m)	Average Limit (dBμV/m)	Result
58 (Peak)	5303.400	3.873	101.478	105.351	--	--	--
58 (Peak)	5350.000	3.900	62.091	65.991	74.00	54.00	Pass
58 (Peak)	5350.400	3.900	65.006	68.906	74.00	54.00	Pass
58 (Average)	5302.400	3.872	84.413	88.285	--	--	--
58 (Average)	5350.000	3.900	48.590	52.490	74.00	54.00	Pass
58 (Average)	5353.400	3.893	49.546	53.439	74.00	54.00	Pass

Figure Channel 58: Vertical (Peak)

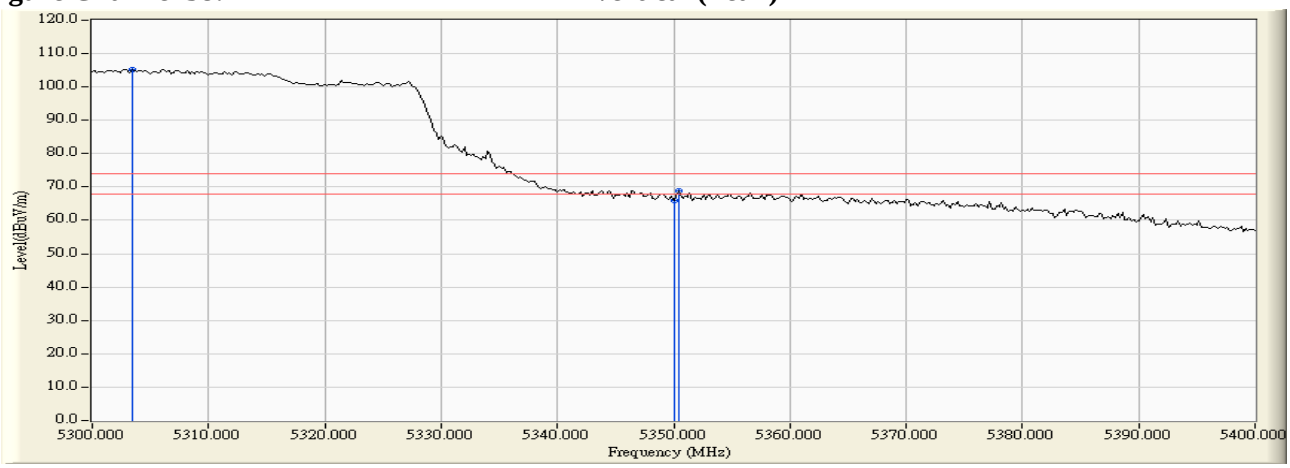

Figure Channel 58: Vertical (Average)

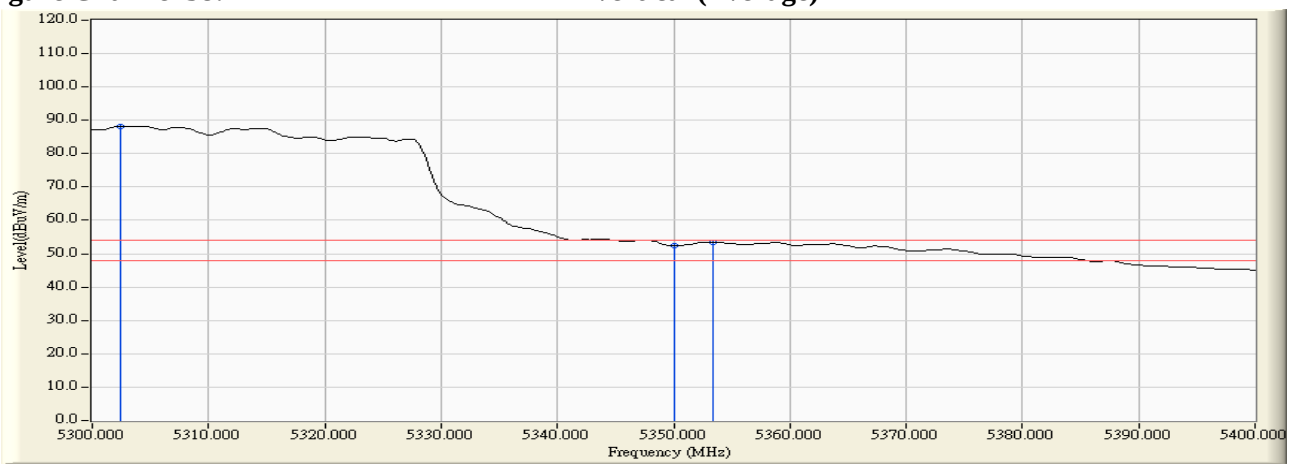

Note:

1. All readings above 1GHz are performed with peak and/or average measurements as necessary.
2. Peak measurements: RBW = 1MHz, VBW = 3 MHz, Sweep: Auto.
3. Average measurements: RBW = 1MHz, VBW = 10 Hz, Sweep: Auto.
4. " * ", means this data is the worst emission level.
5. Measurement Level = Reading Level + Correct Factor.
6. The average measurement was not performed when the peak measured data under the limit of average detection.

Product : Intel® Dual Band Wireless-AC 8260
Test Item : Band Edge Data
Test Site : No.3 OATS
Test Mode : Mode 3 MIMO: Transmit (802.11ac-80BW-65Mbps) -Channel 106

RF Radiated Measurement (Horizontal):

Channel No.	Frequency (MHz)	Correct Factor (dB)	Reading Level (dBμV)	Emission Level (dBμV/m)	Peak Limit (dBμV/m)	Average Limit (dBμV/m)	Result
106 (Peak)	5435.400	3.467	58.846	62.313	74.00	54.00	Pass
106 (Peak)	5460.000	3.775	57.376	61.151	74.00	54.00	Pass
106 (Peak)	5507.800	4.544	97.521	102.065	--	--	--
106 (Average)	5458.400	3.745	44.240	47.984	74.00	54.00	Pass
106 (Average)	5460.000	3.775	44.122	47.897	74.00	54.00	Pass
106 (Average)	5507.200	4.544	80.475	85.019	--	--	--

Figure Channel 106: Horizontal (Peak)

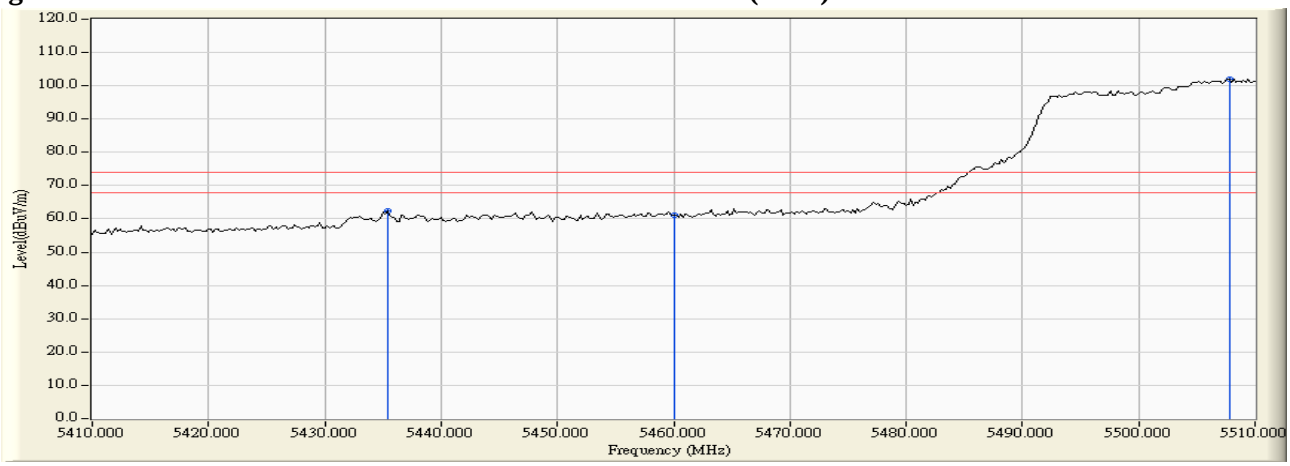

Figure Channel 106: Horizontal (Average)

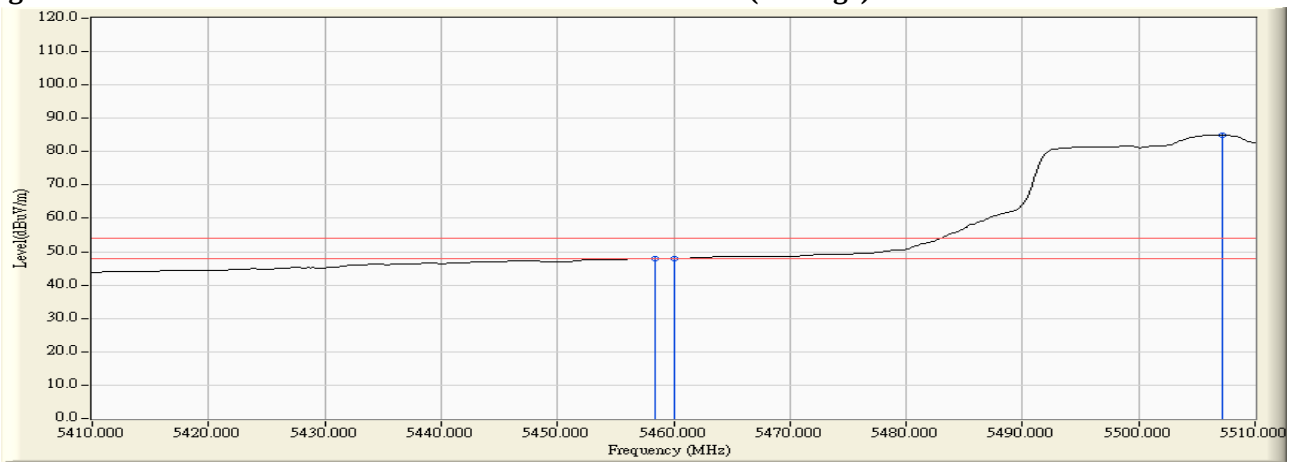

Note:
1. All readings above 1GHz are performed with peak and/or average measurements as necessary.
2. Peak measurements: RBW = 1MHz, VBW = 3 MHz, Sweep: Auto.
3. Average measurements: RBW = 1MHz, VBW = 10 Hz, Sweep: Auto.
4. " * ", means this data is the worst emission level.
5. Measurement Level = Reading Level + Correct Factor.
6. The average measurement was not performed when the peak measured data under the limit of average detection.

Product : Intel® Dual Band Wireless-AC 8260
Test Item : Band Edge Data
Test Site : No.3 OATS
Test Mode : Mode 3 MIMO: Transmit (802.11ac-80BW-65Mbps) -Channel 106

RF Radiated Measurement (Vertical):

Channel No.	Frequency (MHz)	Correct Factor (dB)	Reading Level (dBμV)	Emission Level (dBμV/m)	Peak Limit (dBμV/m)	Average Limit (dBμV/m)	Result
106 (Peak)	5446.400	3.806	64.868	68.675	74.00	54.00	Pass
106 (Peak)	5460.000	3.934	64.575	68.510	74.00	54.00	Pass
106 (Peak)	5507.000	4.511	102.531	107.042	--	--	--
106 (Average)	5457.600	3.900	49.607	53.507	74.00	54.00	Pass
106 (Average)	5460.000	3.934	49.356	53.291	74.00	54.00	Pass
106 (Average)	5507.400	4.511	85.191	89.702	--	--	--

Figure Channel 106: Vertical (Peak)

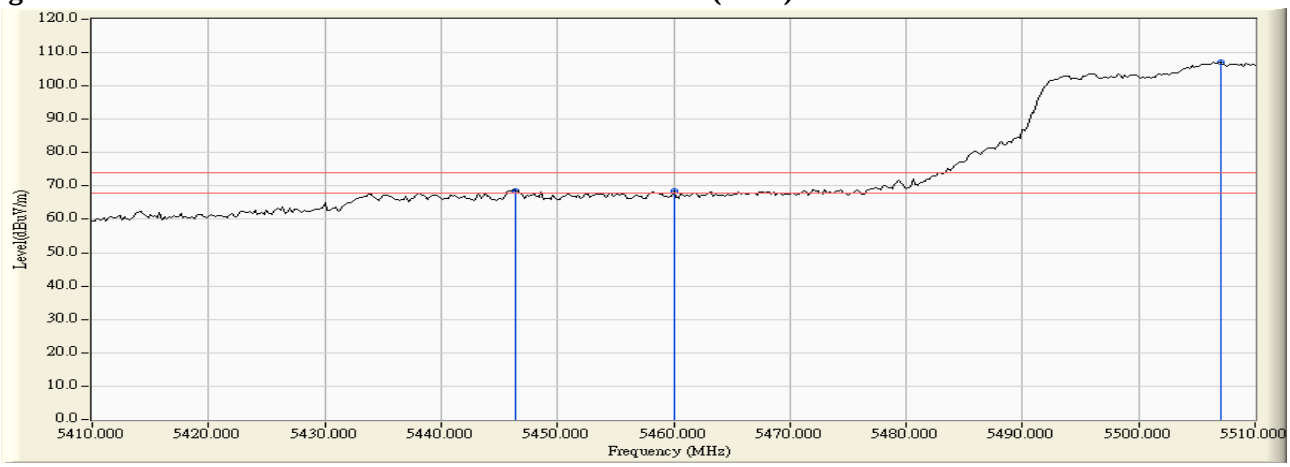

Figure Channel 106: Vertical (Average)

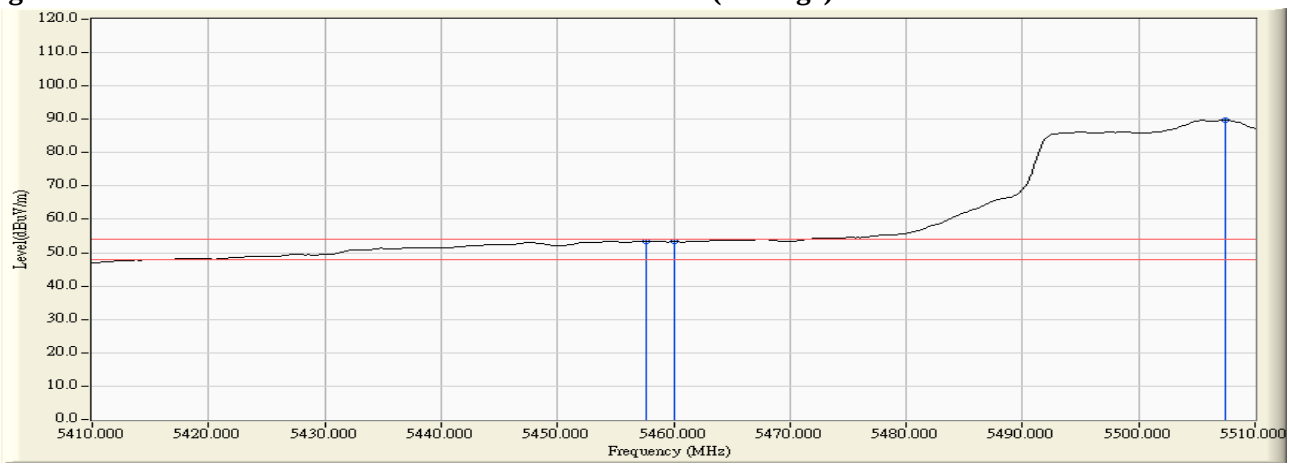

Note:

1. All readings above 1GHz are performed with peak and/or average measurements as necessary.
2. Peak measurements: RBW = 1MHz, VBW = 3 MHz, Sweep: Auto.
3. Average measurements: RBW = 1MHz, VBW = 10 Hz, Sweep: Auto.
4. " * ", means this data is the worst emission level.
5. Measurement Level = Reading Level + Correct Factor.
6. The average measurement was not performed when the peak measured data under the limit of average detection.

Product : Intel® Dual Band Wireless-AC 8260
Test Item : Band Edge Data
Test Site : No.3 OATS
Test Mode : Mode 3 MIMO: Transmit (802.11ac-80BW-65Mbps) -Channel 106

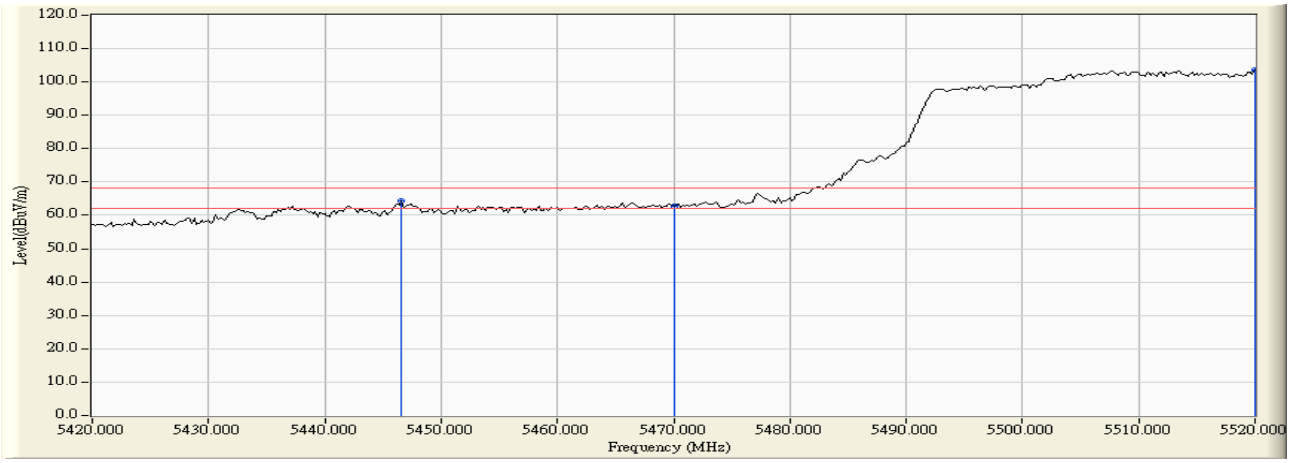

RF Radiated Measurement:

	Frequency (MHz)	Correct Factor (dB)	Reading Level (dBμV)	Measure Level (dBμV/m)	Margin (dB)	Limit (dBμV/m)	Result
Horizontal	5446.600	3.581	60.713	64.294	-3.926	68.220	Pass
Horizontal	5470.000	3.970	58.678	62.648	-5.572	68.220	Pass
Horizontal	5520.000	4.533	99.091	103.624	--	--	Pass

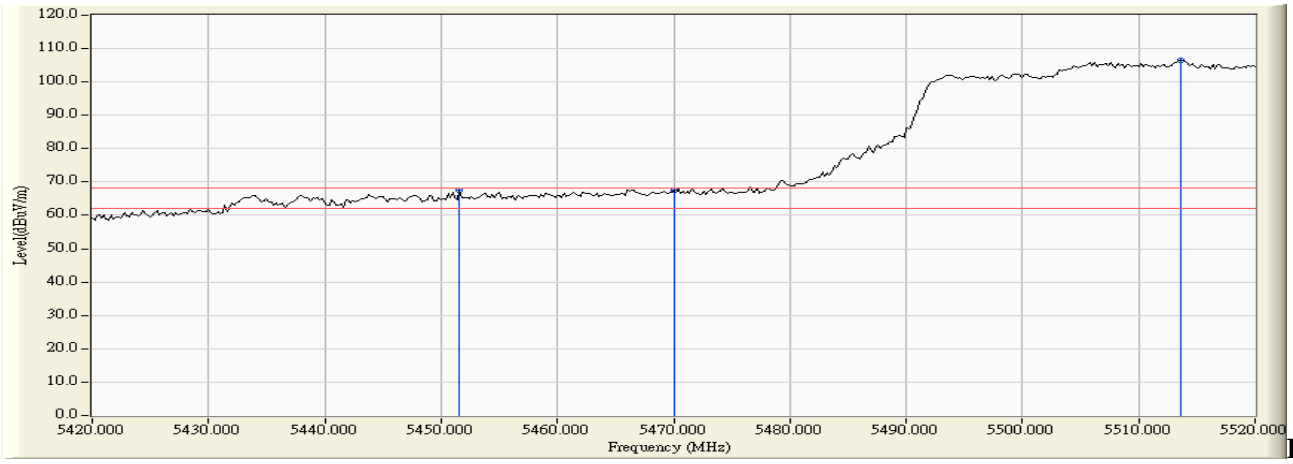

RF Radiated Measurement:

	Frequency (MHz)	Correct Factor (dB)	Reading Level (dBμV)	Measure Level (dBμV/m)	Margin (dB)	Limit (dBμV/m)	Result
Vertical	5451.600	3.836	63.778	67.613	-0.607	68.220	Pass
Vertical	5470.000	4.079	63.486	67.565	-0.655	68.220	Pass
Vertical	5513.600	4.511	101.974	106.485	--	--	Pass

Product : Intel® Dual Band Wireless-AC 8260
Test Item : Band Edge Data
Test Site : No.3 OATS
Test Mode : Mode 3 MIMO: Transmit (802.11ac-80BW-65Mbps) -Channel 155

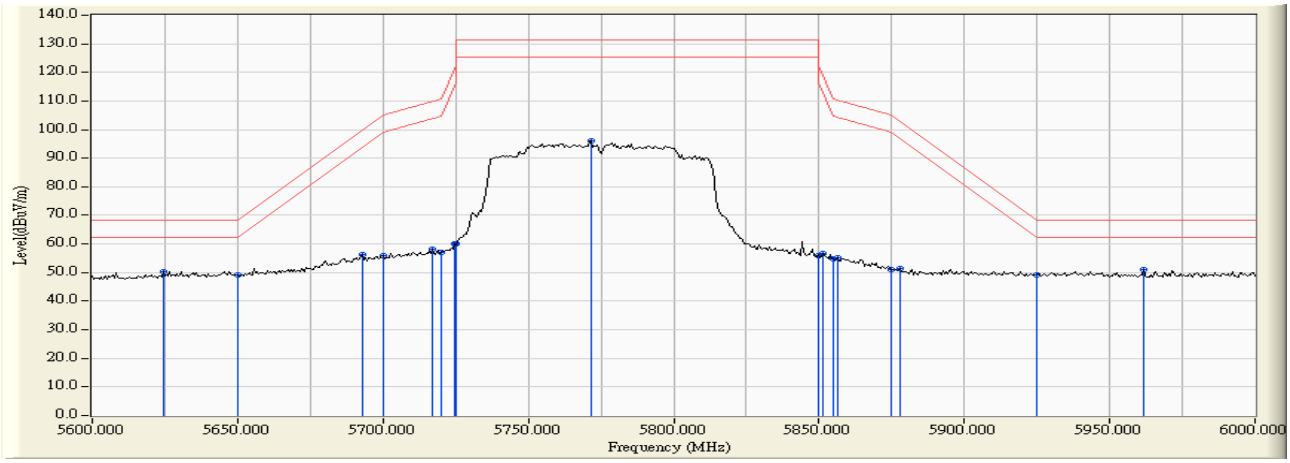

RF Radiated Measurement:

	Frequency (MHz)	Correct Factor (dB)	Reading Level (dBuv)	Measure Level (dBuv /m)	Margin (dB)	Limit (dBuv /m)	Result
Horizontal	5624.348	11.494	38.933	50.427	-17.793	68.220	Pass
Horizontal	5650.000	11.554	37.511	49.066	-19.154	68.220	Pass
Horizontal	5692.753	11.652	44.738	56.390	-43.450	99.840	Pass
Horizontal	5700.000	11.647	44.135	55.782	-49.418	105.200	Pass
Horizontal	5717.102	11.617	46.478	58.094	-51.895	109.989	Pass
Horizontal	5720.000	11.607	45.609	57.216	-53.584	110.800	Pass
Horizontal	5724.638	11.593	48.362	59.955	-61.420	121.375	Pass
Horizontal	5725.000	11.592	48.286	59.878	-62.322	122.200	Pass
Horizontal	5771.594	11.444	84.624	96.069	-35.131	131.200	Pass
Horizontal	5850.000	11.701	44.218	55.919	-66.281	122.200	Pass
Horizontal	5851.594	11.711	44.985	56.697	-61.869	118.566	Pass
Horizontal	5855.000	11.735	43.081	54.816	-55.984	110.800	Pass
Horizontal	5856.232	11.744	43.389	55.133	-55.322	110.455	Pass
Horizontal	5875.000	11.873	39.071	50.944	-54.256	105.200	Pass
Horizontal	5877.681	11.891	39.387	51.279	-51.937	103.216	Pass
Horizontal	5925.000	12.068	37.263	49.332	-18.868	68.200	Pass
Horizontal	5961.739	12.097	38.760	50.858	-17.342	68.200	Pass

Product : Intel® Dual Band Wireless-AC 8260
Test Item : Band Edge Data
Test Site : No.3 OATS
Test Mode : Mode 3 MIMO: Transmit (802.11ac-80BW-65Mbps) -Channel 155

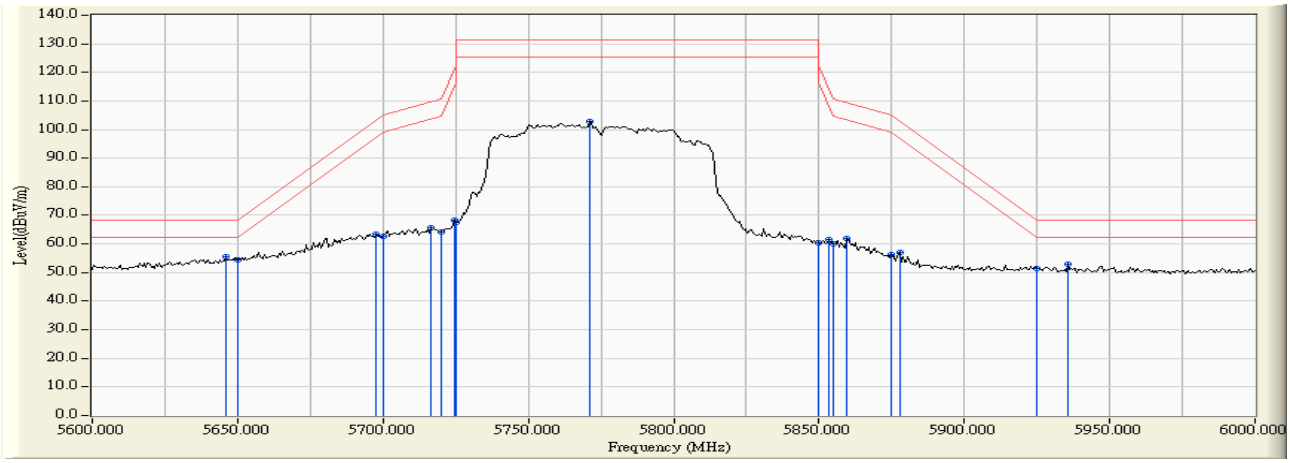

RF Radiated Measurement:

	Frequency (MHz)	Correct Factor (dB)	Reading Level (dBuv)	Measure Level (dBuv /m)	Margin (dB)	Limit (dBuv /m)	Result
Vertical	5645.797	13.030	42.481	55.511	-12.709	68.220	Pass
Vertical	5650.000	13.029	41.224	54.253	-13.967	68.220	Pass
Vertical	5697.391	13.008	50.511	63.519	-39.751	103.270	Pass
Vertical	5700.000	13.003	49.797	62.800	-42.400	105.200	Pass
Vertical	5716.522	12.958	52.798	65.757	-44.069	109.826	Pass
Vertical	5720.000	12.947	51.310	64.257	-46.543	110.800	Pass
Vertical	5724.638	12.932	55.283	68.215	-53.160	121.375	Pass
Vertical	5725.000	12.930	54.793	67.723	-54.477	122.200	Pass
Vertical	5771.014	12.770	89.985	102.754	-28.446	131.200	Pass
Vertical	5850.000	12.774	47.682	60.456	-61.744	122.200	Pass
Vertical	5853.333	12.780	48.666	61.447	-53.154	114.601	Pass
Vertical	5855.000	12.784	47.353	60.137	-50.663	110.800	Pass
Vertical	5859.710	12.794	48.968	61.762	-47.719	109.481	Pass
Vertical	5875.000	12.825	43.506	56.331	-48.869	105.200	Pass
Vertical	5877.681	12.830	44.057	56.888	-46.328	103.216	Pass
Vertical	5925.000	12.911	38.643	51.554	-16.646	68.200	Pass
Vertical	5935.652	12.925	40.003	52.928	-15.272	68.200	Pass

Product : Intel® Dual Band Wireless-AC 8260
Test Item : Band Edge Data
Test Site : No.3 OATS
Test Mode : Mode 4 Beamforming: Transmit (802.11n-20BW 14.4Mbps) -Channel 36

RF Radiated Measurement (Horizontal):

Channel No.	Frequency (MHz)	Correct Factor (dB)	Reading Level (dBμV)	Emission Level (dBμV/m)	Peak Limit (dBμV/m)	Average Limit (dBμV/m)	Result
36 (Peak)	5150.000	2.796	62.800	65.596	74.00	54.00	Pass
36 (Peak)	5181.600	2.691	112.172	114.862	--	--	--
36 (Average)	5150.000	2.796	49.045	51.841	74.00	54.00	Pass
36 (Average)	5178.400	2.701	100.931	103.632	--	--	--

Figure Channel 36: Horizontal (Peak)

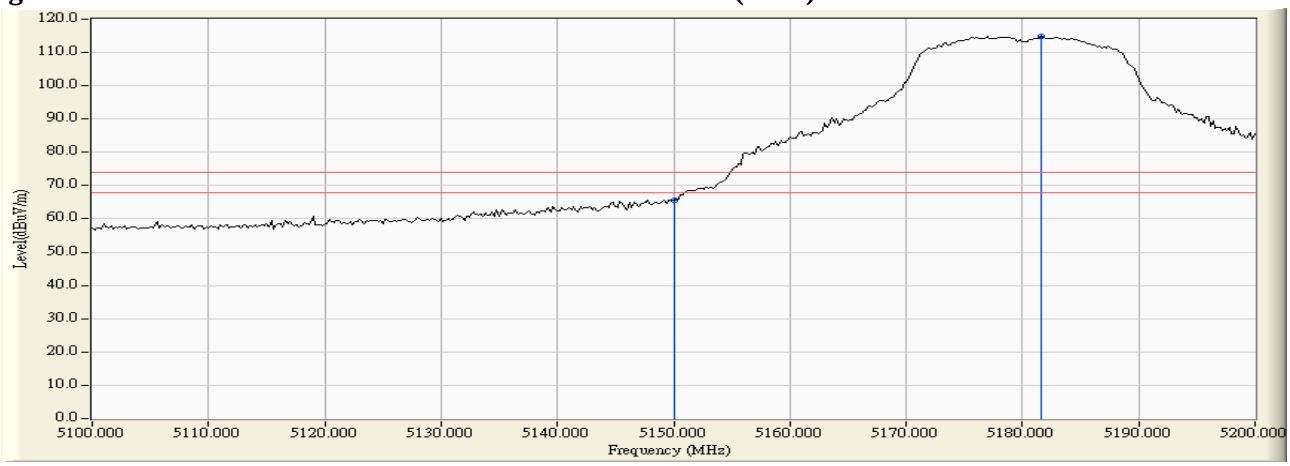

Figure Channel 36: Horizontal (Average)

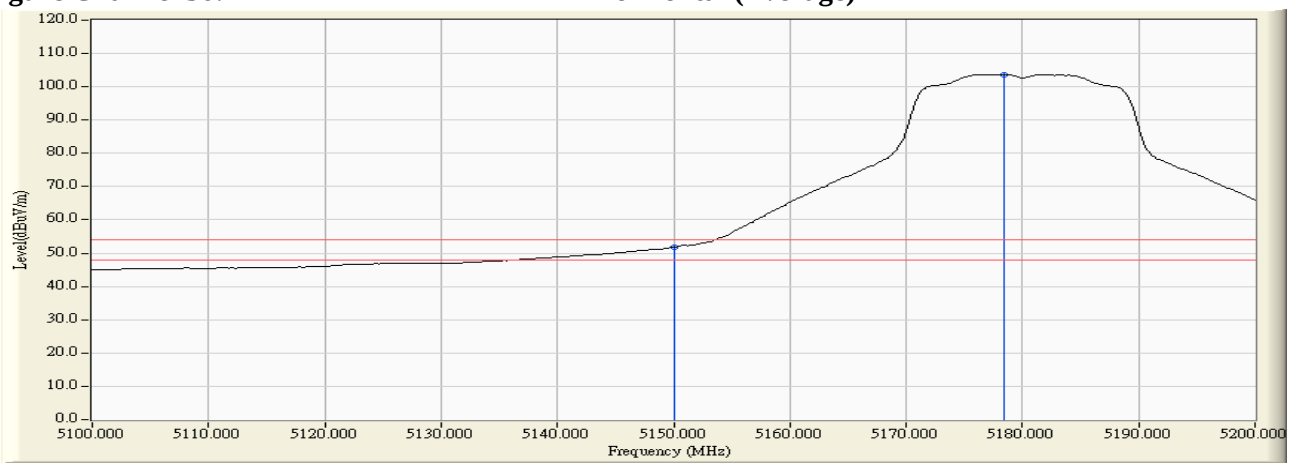

Note:

1. All readings above 1GHz are performed with peak and/or average measurements as necessary.
2. Peak measurements: RBW = 1MHz, VBW = 3 MHz, Sweep: Auto.
3. Average measurements: RBW = 1MHz, VBW = 10 Hz, Sweep: Auto.
4. " * ", means this data is the worst emission level.
5. Measurement Level = Reading Level + Correct Factor.
6. The average measurement was not performed when the peak measured data under the limit of average detection.

Product : Intel® Dual Band Wireless-AC 8260
Test Item : Band Edge Data
Test Site : No.3 OATS
Test Mode : Mode 4 Beamforming: Transmit (802.11n-20BW 14.4Mbps) -Channel 36

RF Radiated Measurement (Vertical):

Channel No.	Frequency (MHz)	Correct Factor (dB)	Reading Level (dBμV)	Emission Level (dBμV/m)	Peak Limit (dBμV/m)	Average Limit (dBμV/m)	Result
36 (Peak)	5147.400	3.319	62.887	66.206	74.00	54.00	Pass
36 (Peak)	5150.000	3.331	61.642	64.974	74.00	54.00	Pass
36 (Peak)	5175.800	3.454	113.356	116.809	--	--	--
36 (Average)	5150.000	3.331	48.540	51.872	74.00	54.00	Pass
36 (Average)	5178.600	3.466	102.331	105.797	--	--	--

Figure Channel 36: Vertical (Peak)

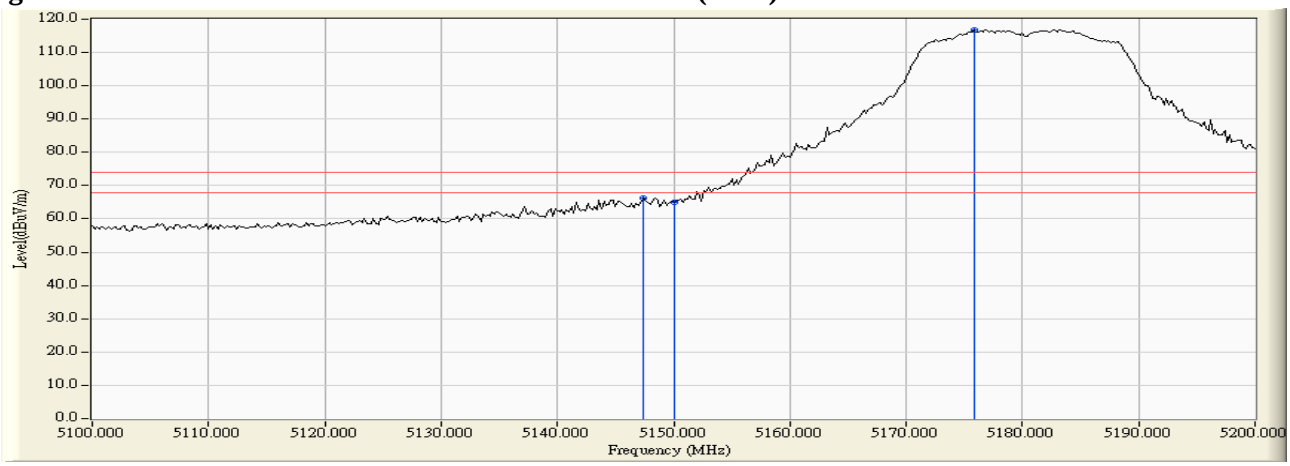

Figure Channel 36: Vertical (Average)

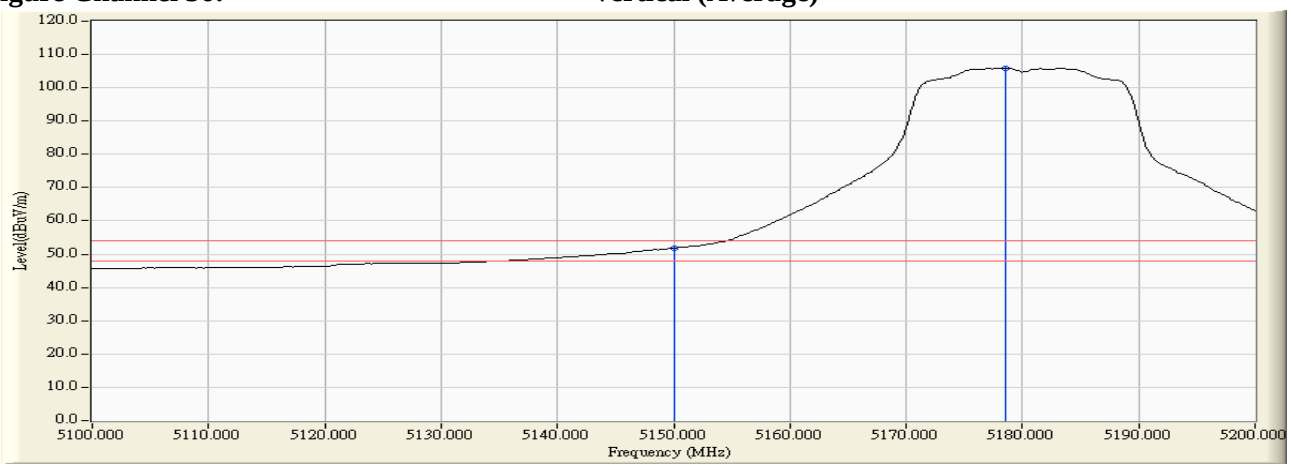

Note:

1. All readings above 1GHz are performed with peak and/or average measurements as necessary.
2. Peak measurements: RBW = 1MHz, VBW = 3 MHz, Sweep: Auto.
3. Average measurements: RBW = 1MHz, VBW = 10 Hz, Sweep: Auto.
4. " * ", means this data is the worst emission level.
5. Measurement Level = Reading Level + Correct Factor.
6. The average measurement was not performed when the peak measured data under the limit of average detection.

Product : Intel® Dual Band Wireless-AC 8260
Test Item : Band Edge Data
Test Site : No.3 OATS
Test Mode : Mode 4 Beamforming: Transmit (802.11n-20BW 14.4Mbps) -Channel 64

RF Radiated Measurement (Horizontal):

Channel No.	Frequency (MHz)	Correct Factor (dB)	Reading Level (dBμV)	Emission Level (dBμV/m)	Peak Limit (dBμV/m)	Arerage Limit (dBμV/m)	Result
64 (Peak)	5315.600	3.651	111.006	114.657	--	--	--
64 (Peak)	5350.000	3.575	63.560	67.135	74.00	54.00	Pass
64 (Peak)	5350.800	3.572	64.268	67.841	74.00	54.00	Pass
64 (Average)	5323.000	3.637	99.921	103.558	--	--	--
64 (Average)	5350.000	3.575	47.301	50.876	74.00	54.00	Pass

Figure Channel 64: Horizontal (Peak)

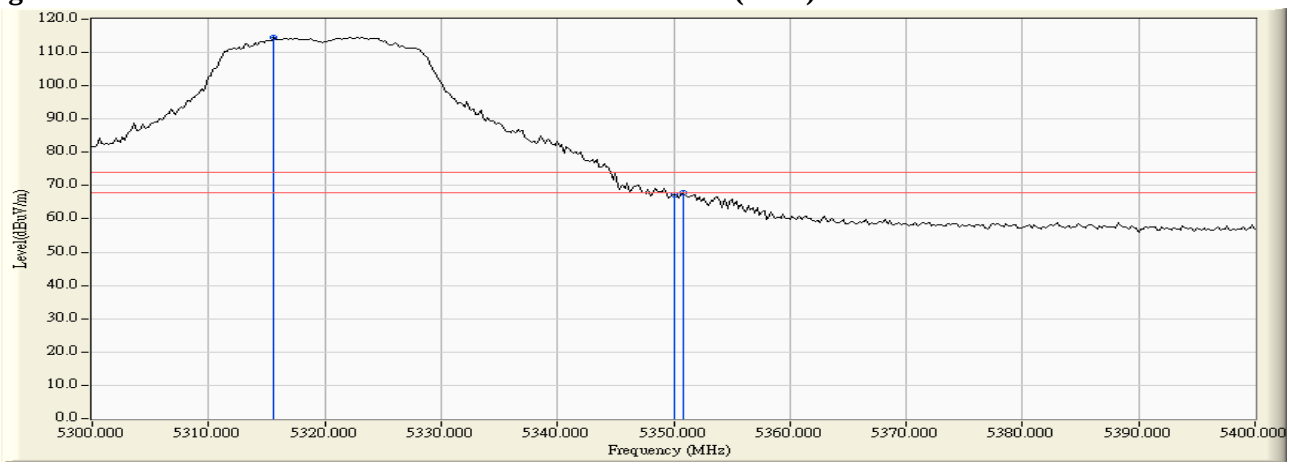

Figure Channel 64: Horizontal (Average)

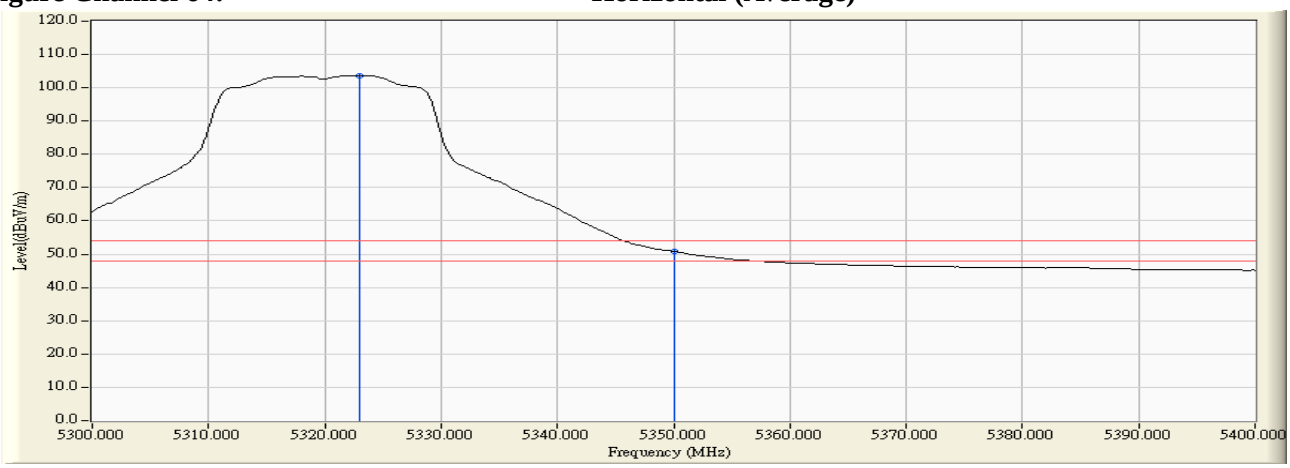

Note:

1. All readings above 1GHz are performed with peak and/or average measurements as necessary.
2. Peak measurements: RBW = 1MHz, VBW = 3 MHz, Sweep: Auto.
3. Average measurements: RBW = 1MHz, VBW = 10 Hz, Sweep: Auto.
4. " * ", means this data is the worst emission level.
5. Measurement Level = Reading Level + Correct Factor.
6. The average measurement was not performed when the peak measured data under the limit of average detection.

Product : Intel® Dual Band Wireless-AC 8260
Test Item : Band Edge Data
Test Site : No.3 OATS
Test Mode : Mode 4 Beamforming: Transmit (802.11n-20BW 14.4Mbps) -Channel 64

RF Radiated Measurement (Vertical):

Channel No.	Frequency (MHz)	Correct Factor (dB)	Reading Level (dBμV)	Emission Level (dBμV/m)	Peak Limit (dBμV/m)	Arerage Limit (dBμV/m)	Result
64 (Peak)	5318.200	3.884	113.645	117.530	--	--	--
64 (Peak)	5350.000	3.900	66.908	70.808	74.00	54.00	Pass
64 (Peak)	5352.800	3.896	67.507	71.403	74.00	54.00	Pass
64 (Average)	5323.000	3.889	101.887	105.776	--	--	--
64 (Average)	5350.000	3.900	49.522	53.422	74.00	54.00	Pass

Figure Channel 64: Vertical (Peak)

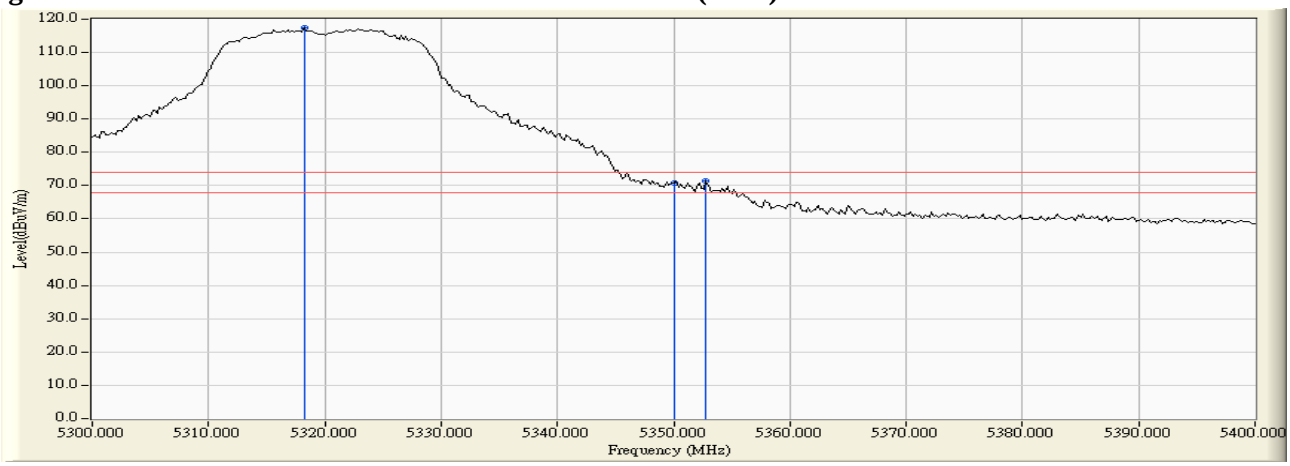

Figure Channel 64: Vertical (Average)

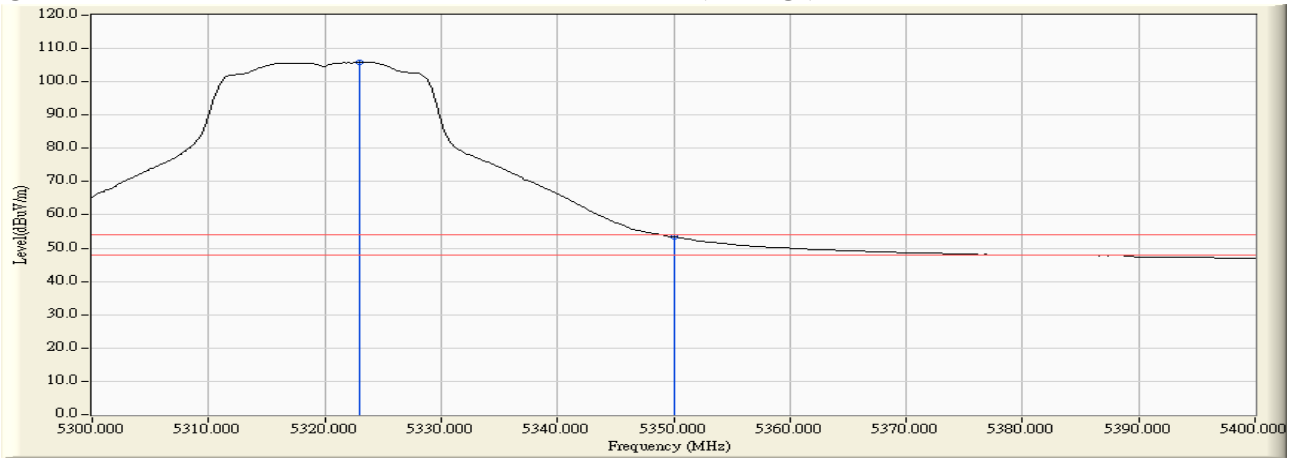

Note:

1. All readings above 1GHz are performed with peak and/or average measurements as necessary.
2. Peak measurements: RBW = 1MHz, VBW = 3 MHz, Sweep: Auto.
3. Average measurements: RBW = 1MHz, VBW = 10 Hz, Sweep: Auto.
4. " * ", means this data is the worst emission level.
5. Measurement Level = Reading Level + Correct Factor.
6. The average measurement was not performed when the peak measured data under the limit of average detection.

Product : Intel® Dual Band Wireless-AC 8260
Test Item : Band Edge Data
Test Site : No.3 OATS
Test Mode : Mode 4 Beamforming: Transmit (802.11n-20BW 14.4Mbps) -Channel 100

RF Radiated Measurement (Horizontal):

Channel No.	Frequency (MHz)	Correct Factor (dB)	Reading Level (dBμV)	Emission Level (dBμV/m)	Peak Limit (dBμV/m)	Arerage Limit (dBμV/m)	Result
100 (Peak)	5459.000	3.755	56.846	60.602	74.00	54.00	Pass
100 (Peak)	5460.000	3.775	55.334	59.109	74.00	54.00	Pass
100 (Peak)	5502.400	4.512	108.001	112.512	--	--	--
100 (Average)	5460.000	3.775	43.813	47.588	74.00	54.00	Pass
100 (Average)	5498.000	4.451	94.798	99.250	--	--	--

Figure Channel 100: Horizontal (Peak)

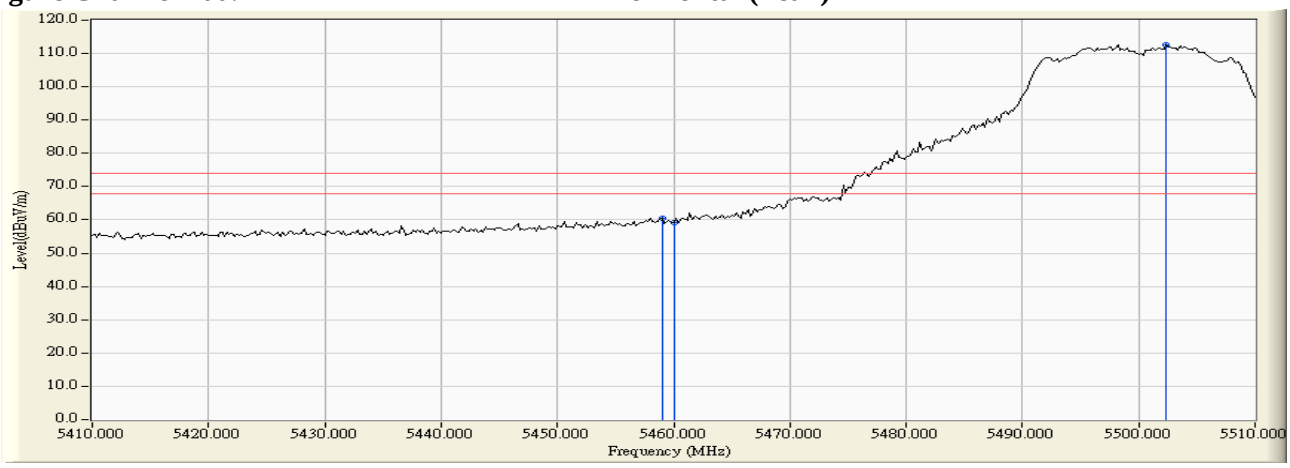

Figure Channel 100: Horizontal (Average)

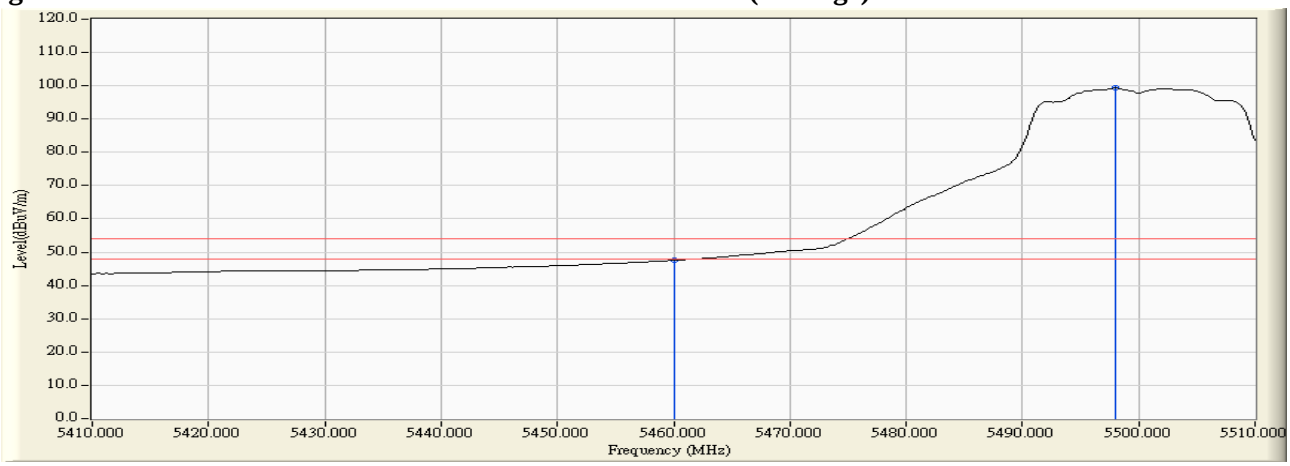

Note:

1. All readings above 1GHz are performed with peak and/or average measurements as necessary.
2. Peak measurements: RBW = 1MHz, VBW = 3 MHz, Sweep: Auto.
3. Average measurements: RBW = 1MHz, VBW = 10 Hz, Sweep: Auto.
4. " * ", means this data is the worst emission level.
5. Measurement Level = Reading Level + Correct Factor.
6. The average measurement was not performed when the peak measured data under the limit of average detection.

Product : Intel® Dual Band Wireless-AC 8260
Test Item : Band Edge Data
Test Site : No.3 OATS
Test Mode : Mode 4 Beamforming: Transmit (802.11n-20BW 14.4Mbps) -Channel 100

RF Radiated Measurement (Vertical):

Channel No.	Frequency (MHz)	Correct Factor (dB)	Reading Level (dBμV)	Emission Level (dBμV/m)	Peak Limit (dBμV/m)	Arerage Limit (dBμV/m)	Result
100 (Peak)	5460.000	3.934	63.564	67.499	74.00	54.00	Pass
100 (Peak)	5496.400	4.423	113.712	118.135	--	--	--
100 (Average)	5460.000	3.934	49.010	52.945	74.00	54.00	Pass
100 (Average)	5497.800	4.437	100.379	104.816	--	--	--

Figure Channel 100: Vertical (Peak)

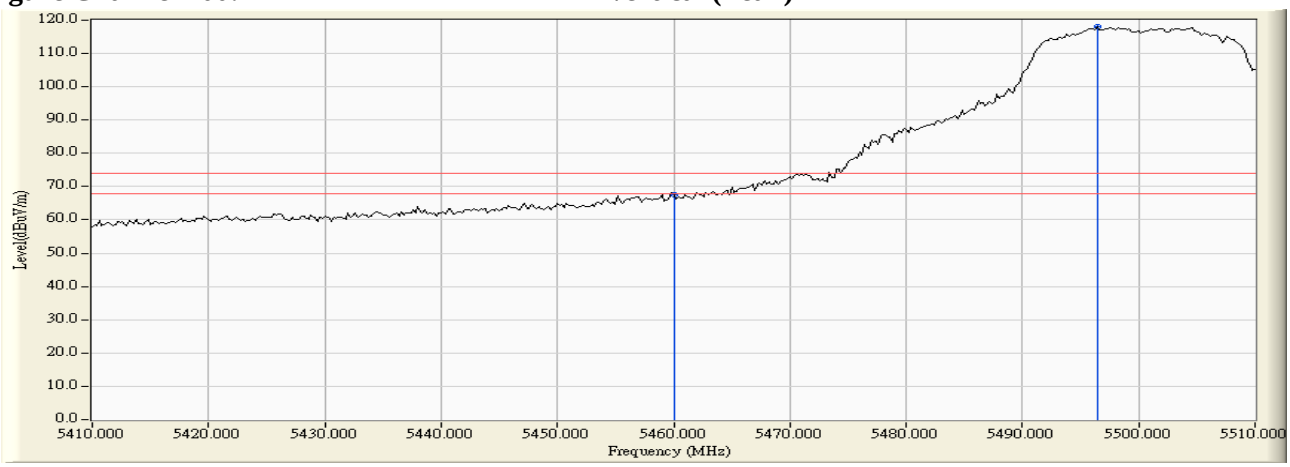

Figure Channel 100: Vertical (Average)

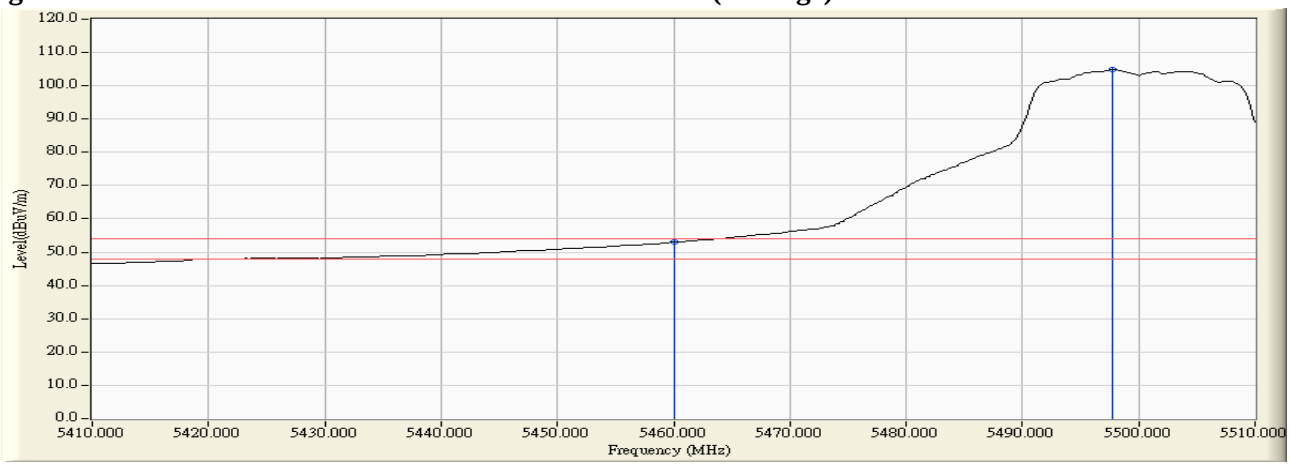

Note:

1. All readings above 1GHz are performed with peak and/or average measurements as necessary.
2. Peak measurements: RBW = 1MHz, VBW = 3 MHz, Sweep: Auto.
3. Average measurements: RBW = 1MHz, VBW = 10 Hz, Sweep: Auto.
4. " * ", means this data is the worst emission level.
5. Measurement Level = Reading Level + Correct Factor.
6. The average measurement was not performed when the peak measured data under the limit of average detection.

Product : Intel® Dual Band Wireless-AC 8260
Test Item : Band Edge Data
Test Site : No.3 OATS
Test Mode : Mode 4 Beamforming: Transmit (802.11n-20BW 14.4Mbps) -Channel 100

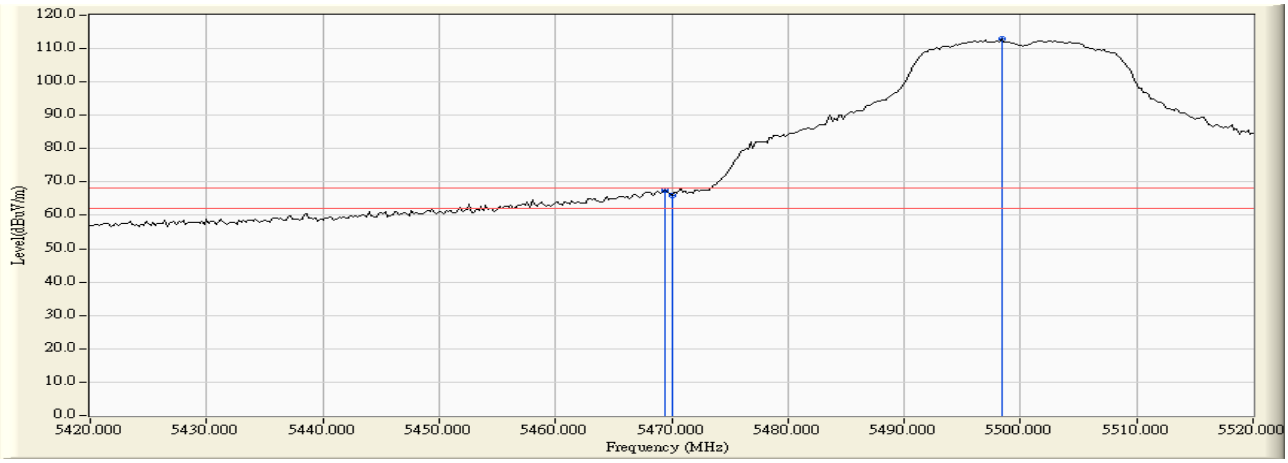

RF Radiated Measurement:

	Frequency (MHz)	Correct Factor (dB)	Reading Level (dBμV)	Measure Level (dBμV/m)	Margin (dB)	Limit (dBμV/m)	Result
Horizontal	5469.400	3.959	63.643	67.601	-0.619	68.220	Pass
Horizontal	5470.000	3.970	62.098	66.068	-2.152	68.220	Pass
Horizontal	5498.400	4.457	108.337	112.794	--	--	Pass

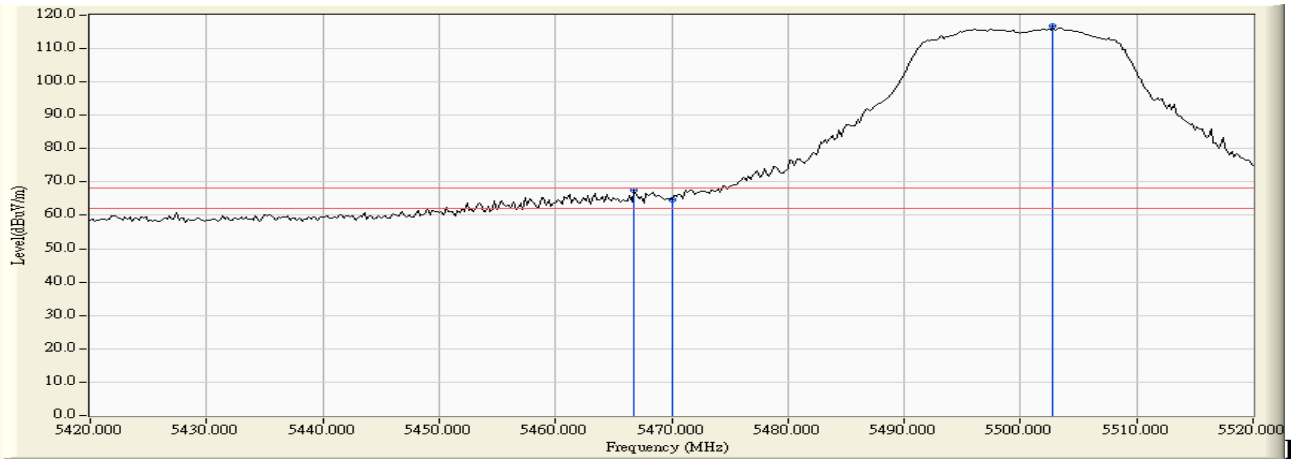

RF Radiated Measurement:

	Frequency (MHz)	Correct Factor (dB)	Reading Level (dBμV)	Measure Level (dBμV/m)	Margin (dB)	Limit (dBμV/m)	Result
Vertical	5466.800	4.032	63.486	67.519	-0.701	68.220	Pass
Vertical	5470.000	4.079	60.654	64.733	-3.487	68.220	Pass
Vertical	5502.800	4.488	112.160	116.649	--	--	Pass

Product : Intel® Dual Band Wireless-AC 8260
Test Item : Band Edge Data
Test Site : No.3 OATS
Test Mode : Mode 4 Beamforming: Transmit (802.11n-20BW 14.4Mbps) -Channel 140

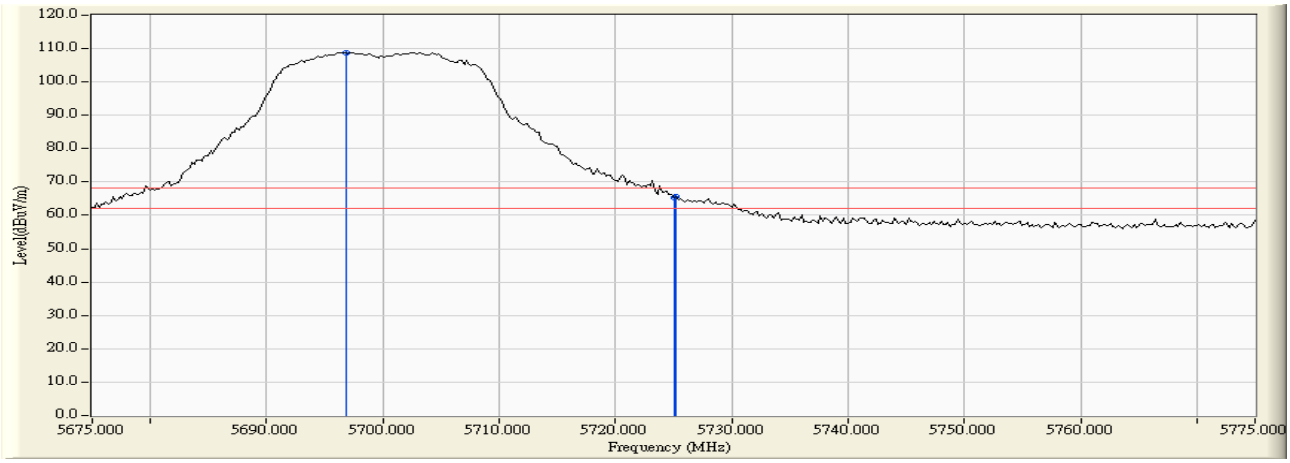

RF Radiated Measurement:

	Frequency (MHz)	Correct Factor (dB)	Reading Level (dBμV)	Measure Level (dBμV/m)	Margin (dB)	Limit (dBμV/m)	Result
Horizontal	5696.800	4.989	103.861	108.850	--	--	Pass
Horizontal	5725.000	5.104	60.062	65.165	-3.055	68.220	Pass
Horizontal	5725.200	5.104	60.561	65.665	-2.555	68.220	Pass

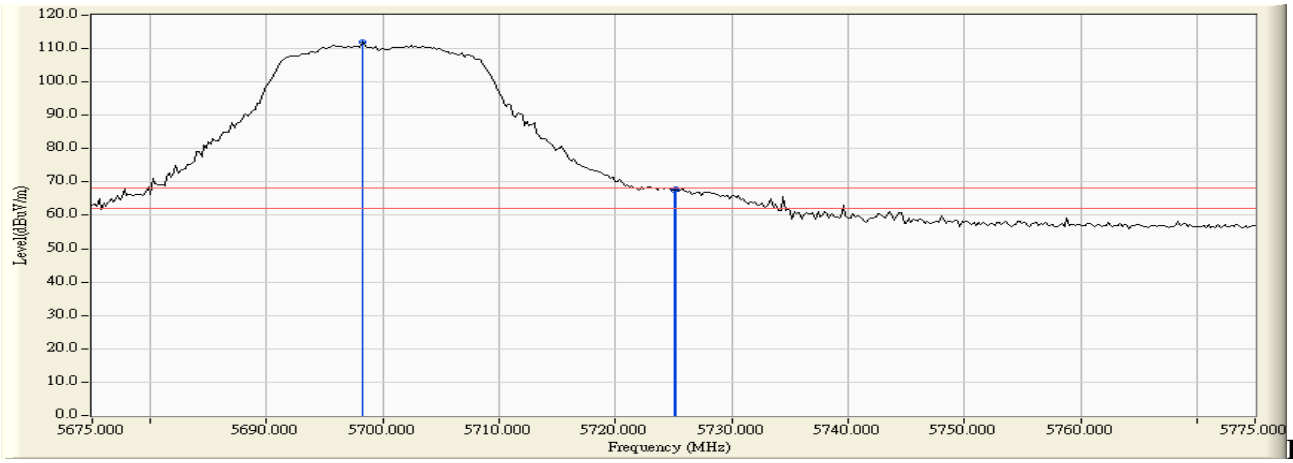

RF Radiated Measurement:

	Frequency (MHz)	Correct Factor (dB)	Reading Level (dBμV)	Measure Level (dBμV/m)	Margin (dB)	Limit (dBμV/m)	Result
Vertical	5698.200	4.178	107.662	111.839	--	--	Pass
Vertical	5725.000	4.215	63.426	67.641	-0.579	68.220	Pass
Vertical	5725.200	4.215	63.807	68.022	-0.198	68.220	Pass

Product : Intel® Dual Band Wireless-AC 8260
Test Item : Band Edge Data
Test Site : No.3 OATS
Test Mode : Mode 4 Beamforming: Transmit (802.11n-20BW 14.4Mbps) -Channel 149

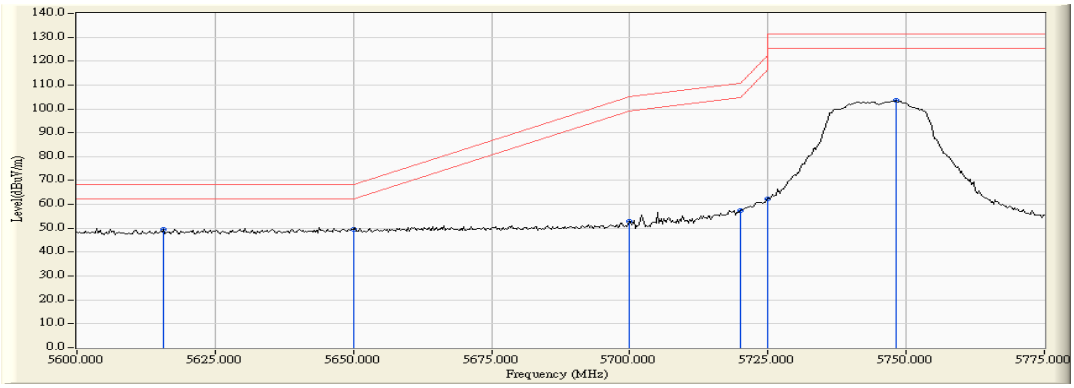

RF Radiated Measurement:

	Frequency (MHz)	Correct Factor (dB)	Reading Level (dBuv)	Measure Level (dBuv /m)	Margin (dB)	Limit (dBuv /m)	Result
Horizontal	5615.725	11.474	38.188	49.662	-18.558	68.220	Pass
Horizontal	5650.000	11.554	37.977	49.532	-18.688	68.220	Pass
Horizontal	5700.000	11.647	41.335	52.982	-52.218	105.200	Pass
Horizontal	5720.000	11.607	45.894	57.501	-53.299	110.800	Pass
Horizontal	5725.000	11.592	50.831	62.423	-59.777	122.200	Pass
Horizontal	5748.116	11.519	91.894	103.412	-27.788	131.200	Pass

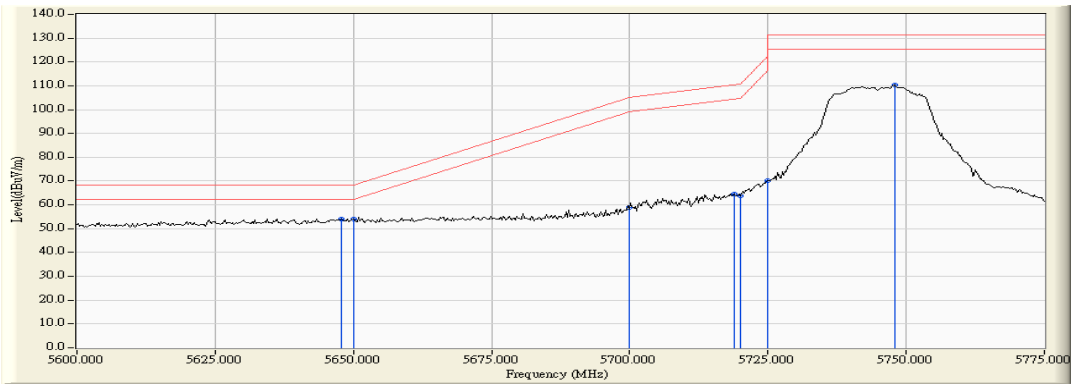

RF Radiated Measurement:

	Frequency (MHz)	Correct Factor (dB)	Reading Level (dBuv)	Measure Level (dBuv /m)	Margin (dB)	Limit (dBuv /m)	Result
Vertical	5647.935	13.029	41.122	54.152	-14.068	68.220	Pass
Vertical	5650.000	13.029	40.917	53.946	-14.274	68.220	Pass
Vertical	5700.000	13.003	45.888	58.891	-46.309	105.200	Pass
Vertical	5718.949	12.950	51.794	64.745	-45.761	110.506	Pass
Vertical	5720.000	12.947	50.870	63.817	-46.983	110.800	Pass
Vertical	5725.000	12.930	57.265	70.195	-52.005	122.200	Pass
Vertical	5747.862	12.850	97.326	110.176	-21.024	131.200	Pass

Product : Intel® Dual Band Wireless-AC 8260
Test Item : Band Edge Data
Test Site : No.3 OATS
Test Mode : Mode 4 Beamforming: Transmit (802.11n-20BW 14.4Mbps) -Channel 165

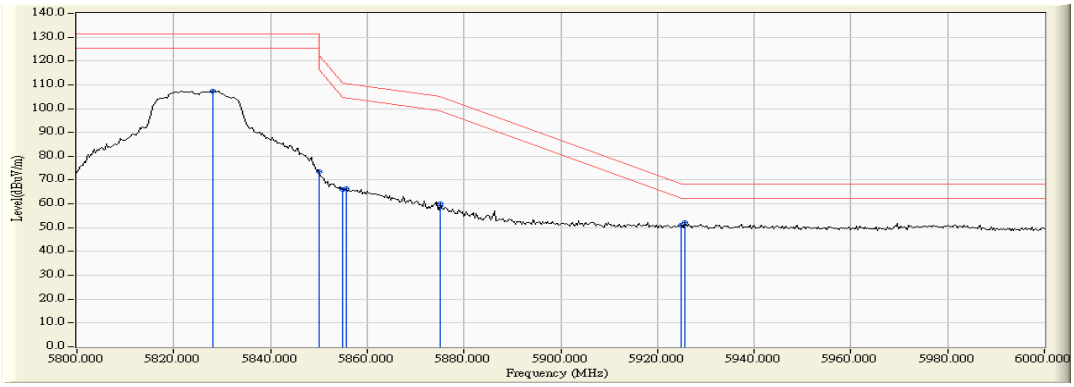

RF Radiated Measurement:

	Frequency (MHz)	Correct Factor (dB)	Reading Level (dBuv)	Measure Level (dBuv /m)	Margin (dB)	Limit (dBuv /m)	Result
Horizontal	5828.116	11.550	95.895	107.444	-23.756	131.200	Pass
Horizontal	5850.000	11.701	61.752	73.453	-48.747	122.200	Pass
Horizontal	5855.000	11.735	54.154	65.889	-44.911	110.800	Pass
Horizontal	5855.652	11.740	54.804	66.544	-44.073	110.617	Pass
Horizontal	5875.000	11.873	47.569	59.442	-45.758	105.200	Pass
Horizontal	5875.072	11.873	48.230	60.104	-45.043	105.147	Pass
Horizontal	5925.000	12.068	39.042	51.111	-17.089	68.200	Pass
Horizontal	5925.797	12.070	39.947	52.016	-16.184	68.200	Pass

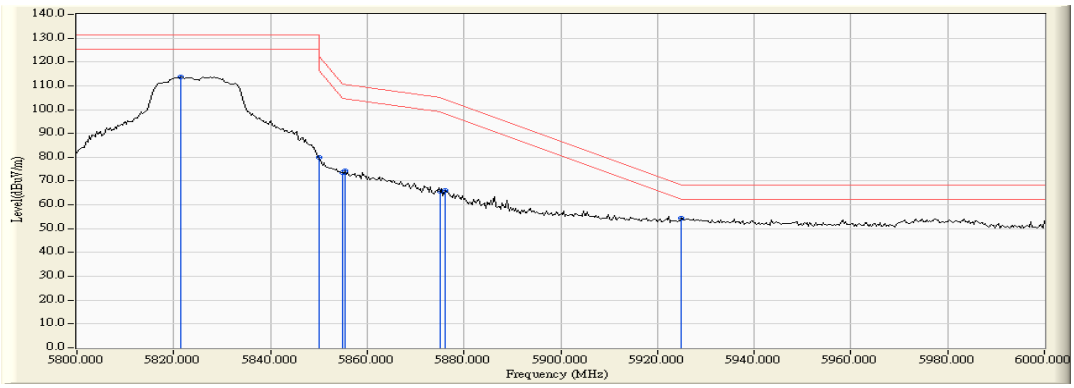

RF Radiated Measurement:

	Frequency (MHz)	Correct Factor (dB)	Reading Level (dBuv)	Measure Level (dBuv /m)	Margin (dB)	Limit (dBuv /m)	Result
Vertical	5821.449	12.713	101.030	113.744	-17.456	131.200	Pass
Vertical	5850.000	12.774	67.259	80.033	-42.167	122.200	Pass
Vertical	5855.000	12.784	60.605	73.389	-37.411	110.800	Pass
Vertical	5855.362	12.785	61.515	74.300	-36.399	110.699	Pass
Vertical	5875.000	12.825	52.845	65.670	-39.530	105.200	Pass
Vertical	5876.232	12.828	53.129	65.957	-38.331	104.288	Pass
Vertical	5925.000	12.911	41.554	54.465	-13.735	68.200	Pass

Product : Intel® Dual Band Wireless-AC 8260
Test Item : Band Edge Data
Test Site : No.3 OATS
Test Mode : Mode 4 Beamforming: Transmit (802.11n-40BW 30Mbps) -Channel 38

RF Radiated Measurement (Horizontal):

Channel No.	Frequency (MHz)	Correct Factor (dB)	Reading Level (dBμV)	Emission Level (dBμV/m)	Peak Limit (dBμV/m)	Average Limit (dBμV/m)	Result
38 (Peak)	5146.200	2.808	64.931	67.739	74.00	54.00	Pass
38 (Peak)	5150.000	2.796	64.778	67.574	74.00	54.00	Pass
38 (Peak)	5191.400	2.659	106.808	109.466	--	--	--
38 (Average)	5150.000	2.796	50.705	53.501	74.00	54.00	Pass
38 (Average)	5197.800	2.638	91.960	94.598	--	--	--

Figure Channel 38: Horizontal (Peak)

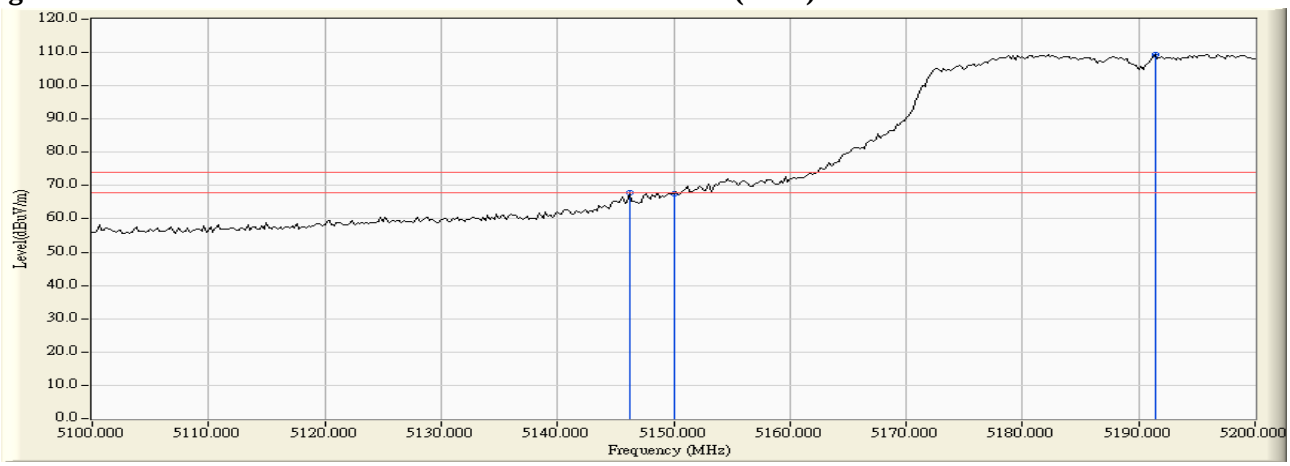

Figure Channel 38: Horizontal (Average)

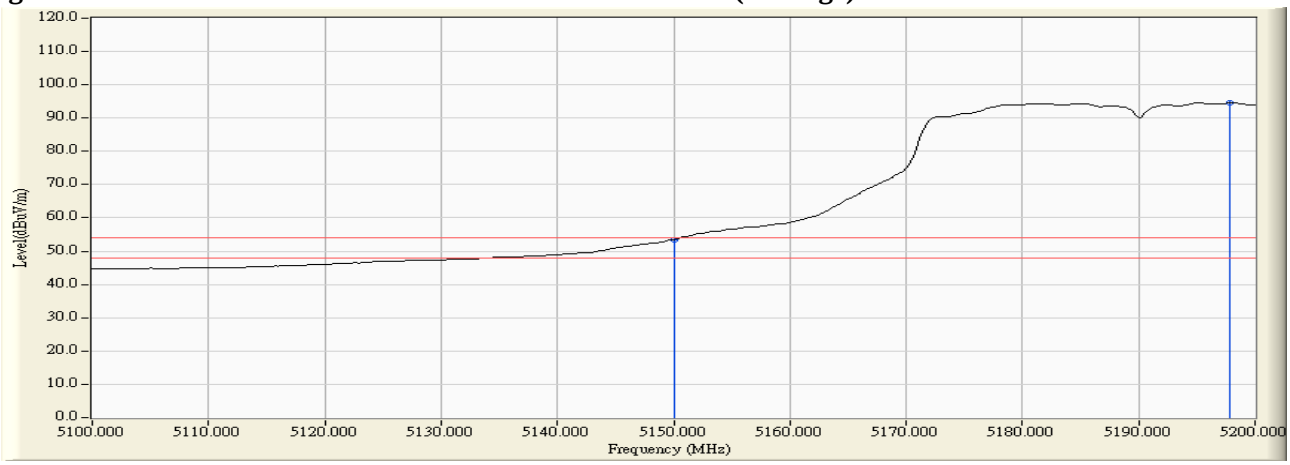

Note:

1. All readings above 1GHz are performed with peak and/or average measurements as necessary.
2. Peak measurements: RBW = 1MHz, VBW = 3 MHz, Sweep: Auto.
3. Average measurements: RBW = 1MHz, VBW = 10 Hz, Sweep: Auto.
4. " * ", means this data is the worst emission level.
5. Measurement Level = Reading Level + Correct Factor.
6. The average measurement was not performed when the peak measured data under the limit of average detection.

Product : Intel® Dual Band Wireless-AC 8260
Test Item : Band Edge Data
Test Site : No.3 OATS
Test Mode : Mode 4 Beamforming: Transmit (802.11n-40BW 30Mbps) -Channel 38

RF Radiated Measurement (Vertical):

Channel No.	Frequency (MHz)	Correct Factor (dB)	Reading Level (dBμV)	Emission Level (dBμV/m)	Peak Limit (dBμV/m)	Average Limit (dBμV/m)	Result
38 (Peak)	5150.000	3.331	64.332	67.664	74.00	54.00	Pass
38 (Peak)	5195.600	3.547	108.003	111.551	--	--	--
38 (Average)	5150.000	3.331	50.154	53.486	74.00	54.00	Pass
38 (Average)	5197.800	3.559	93.241	96.800	--	--	--

Figure Channel 38: Vertical (Peak)

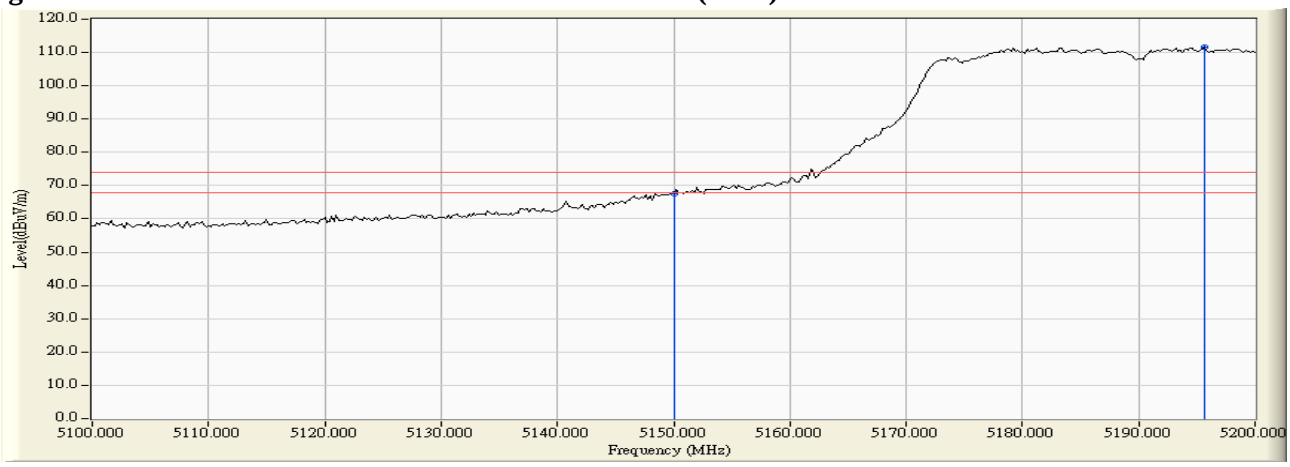

Figure Channel 38: Vertical (Average)

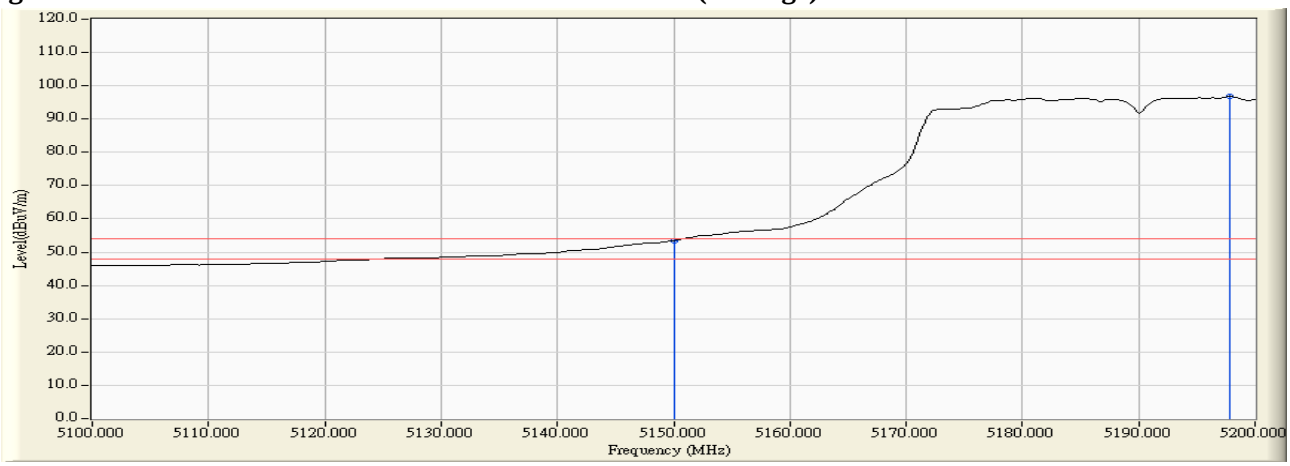

Note:

1. All readings above 1GHz are performed with peak and/or average measurements as necessary.
2. Peak measurements: RBW = 1MHz, VBW = 3 MHz, Sweep: Auto.
3. Average measurements: RBW = 1MHz, VBW = 10 Hz, Sweep: Auto.
4. " * ", means this data is the worst emission level.
5. Measurement Level = Reading Level + Correct Factor.
6. The average measurement was not performed when the peak measured data under the limit of average detection.

Product : Intel® Dual Band Wireless-AC 8260
Test Item : Band Edge Data
Test Site : No.3 OATS
Test Mode : Mode 4 Beamforming: Transmit (802.11n-40BW 30Mbps) -Channel 62

RF Radiated Measurement (Horizontal):

Channel No.	Frequency (MHz)	Correct Factor (dB)	Reading Level (dBμV)	Emission Level (dBμV/m)	Peak Limit (dBμV/m)	Arerage Limit (dBμV/m)	Result
62 (Peak)	5306.200	3.670	103.781	107.450	--	--	--
62 (Peak)	5350.000	3.575	61.858	65.433	74.00	54.00	Pass
62 (Average)	5313.400	3.655	89.023	92.678	--	--	--
62 (Average)	5350.000	3.575	47.296	50.871	74.00	54.00	Pass

Figure Channel 62: Horizontal (Peak)

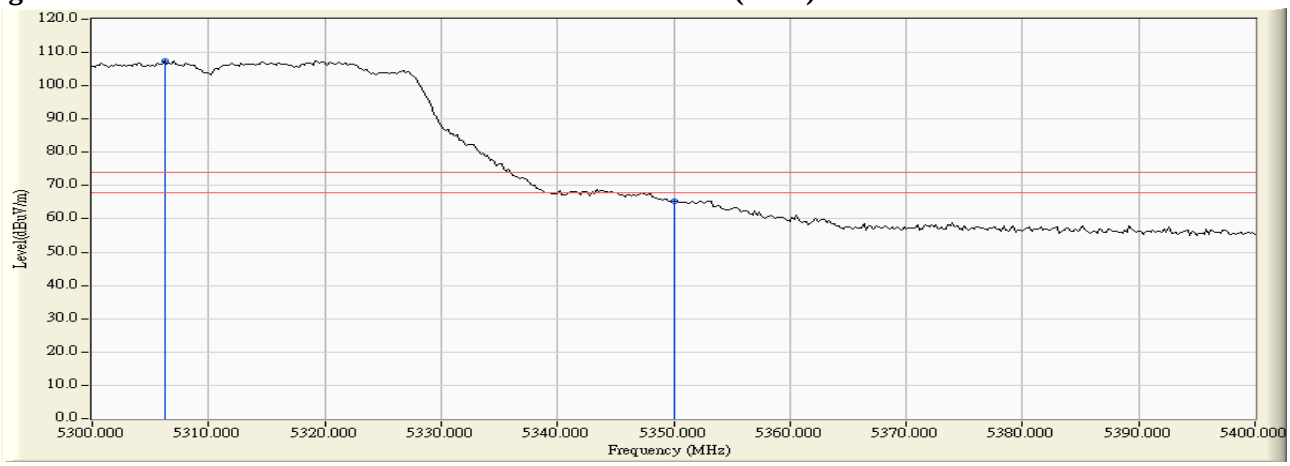

Figure Channel 62: Horizontal (Average)

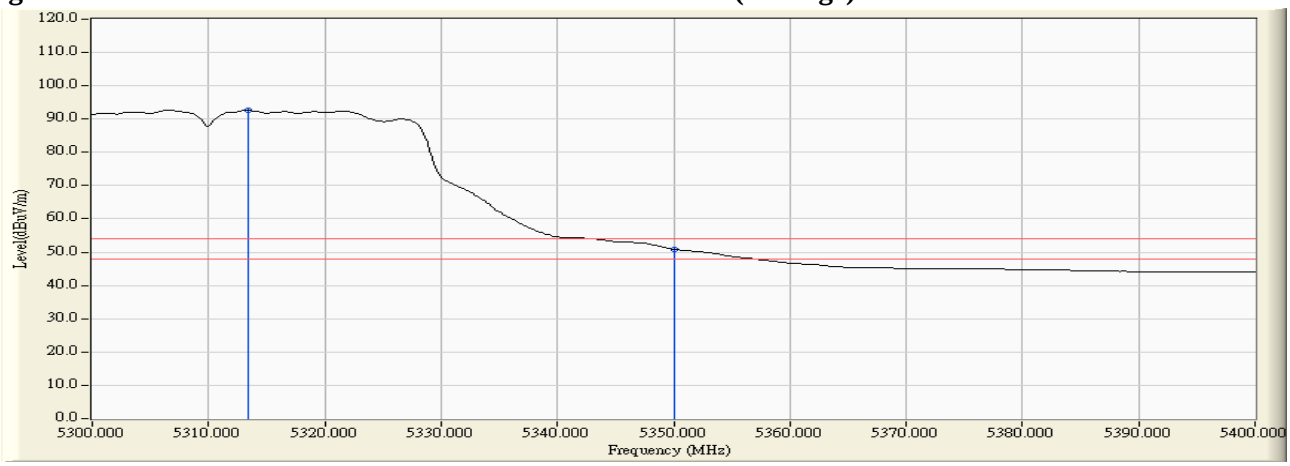

Note:

1. All readings above 1GHz are performed with peak and/or average measurements as necessary.
2. Peak measurements: RBW = 1MHz, VBW = 3 MHz, Sweep: Auto.
3. Average measurements: RBW = 1MHz, VBW = 10 Hz, Sweep: Auto.
4. " * ", means this data is the worst emission level.
5. Measurement Level = Reading Level + Correct Factor.
6. The average measurement was not performed when the peak measured data under the limit of average detection.

Product : Intel® Dual Band Wireless-AC 8260
Test Item : Band Edge Data
Test Site : No.3 OATS
Test Mode : Mode 4 Beamforming: Transmit (802.11n-40BW 30Mbps) -Channel 62

RF Radiated Measurement (Vertical):

Channel No.	Frequency (MHz)	Correct Factor (dB)	Reading Level (dBμV)	Emission Level (dBμV/m)	Peak Limit (dBμV/m)	Arerage Limit (dBμV/m)	Result
62 (Peak)	5322.000	3.889	105.863	109.751	--	--	--
62 (Peak)	5350.000	3.900	64.346	68.246	74.00	54.00	Pass
62 (Average)	5306.800	3.876	91.009	94.885	--	--	--
62 (Average)	5350.000	3.900	49.590	53.490	74.00	54.00	Pass

Figure Channel 62: Vertical (Peak)

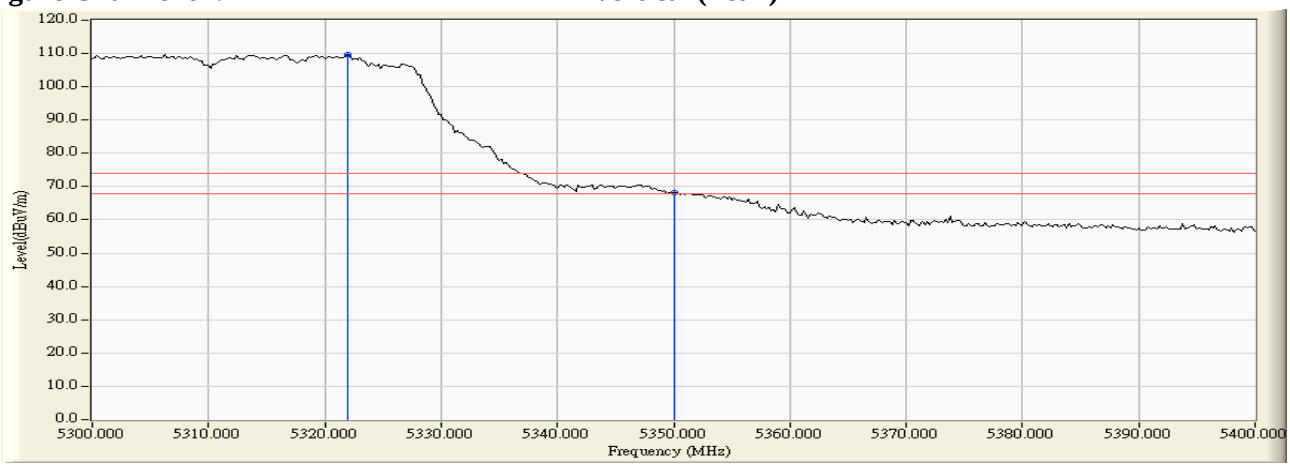

Figure Channel 62: Vertical (Average)

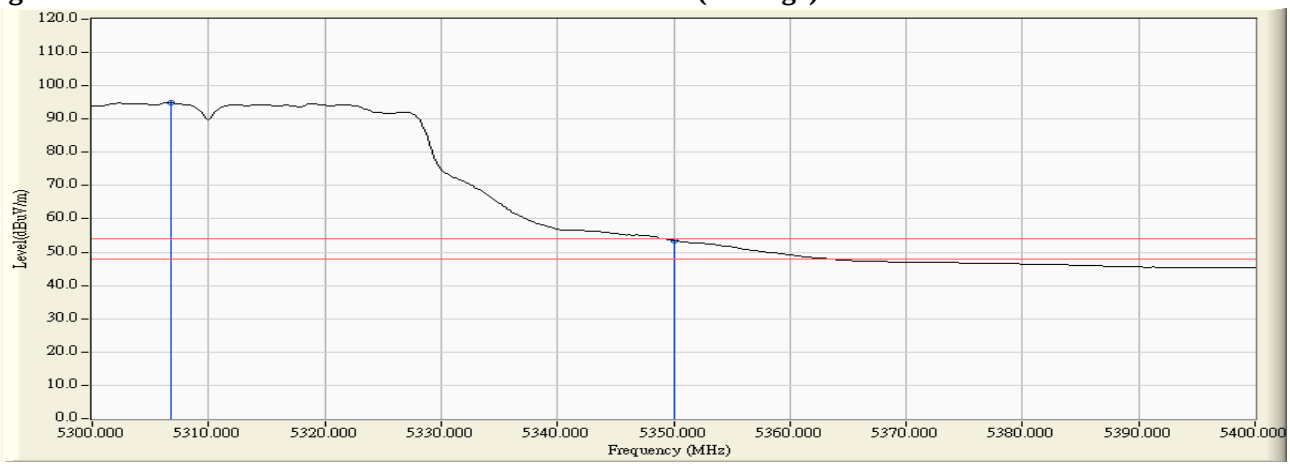

Note:

1. All readings above 1GHz are performed with peak and/or average measurements as necessary.
2. Peak measurements: RBW = 1MHz, VBW = 3 MHz, Sweep: Auto.
3. Average measurements: RBW = 1MHz, VBW = 10 Hz, Sweep: Auto.
4. " * ", means this data is the worst emission level.
5. Measurement Level = Reading Level + Correct Factor.
6. The average measurement was not performed when the peak measured data under the limit of average detection.

Product : Intel® Dual Band Wireless-AC 8260
Test Item : Band Edge Data
Test Site : No.3 OATS
Test Mode : Mode 4 Beamforming: Transmit (802.11n-40BW 30Mbps) -Channel 102

RF Radiated Measurement (Horizontal):

Channel No.	Frequency (MHz)	Correct Factor (dB)	Reading Level (dBμV)	Emission Level (dBμV/m)	Peak Limit (dBμV/m)	Arerage Limit (dBμV/m)	Result
102 (Peak)	5459.000	3.755	54.599	58.355	74.00	54.00	Pass
102 (Peak)	5460.000	3.775	54.250	58.025	74.00	54.00	Pass
102 (Peak)	5502.000	4.505	101.207	105.713	--	--	--
102 (Average)	5460.000	3.775	42.217	45.992	74.00	54.00	Pass
102 (Average)	5505.200	4.546	86.491	91.037	--	--	--

Figure Channel 102: Horizontal (Peak)

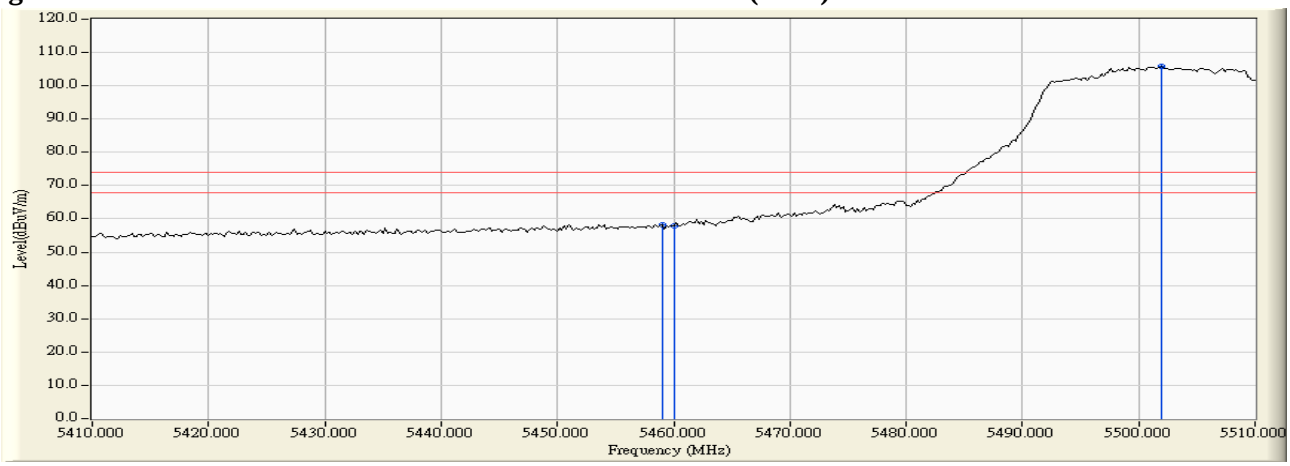

Figure Channel 102: Horizontal (Average)

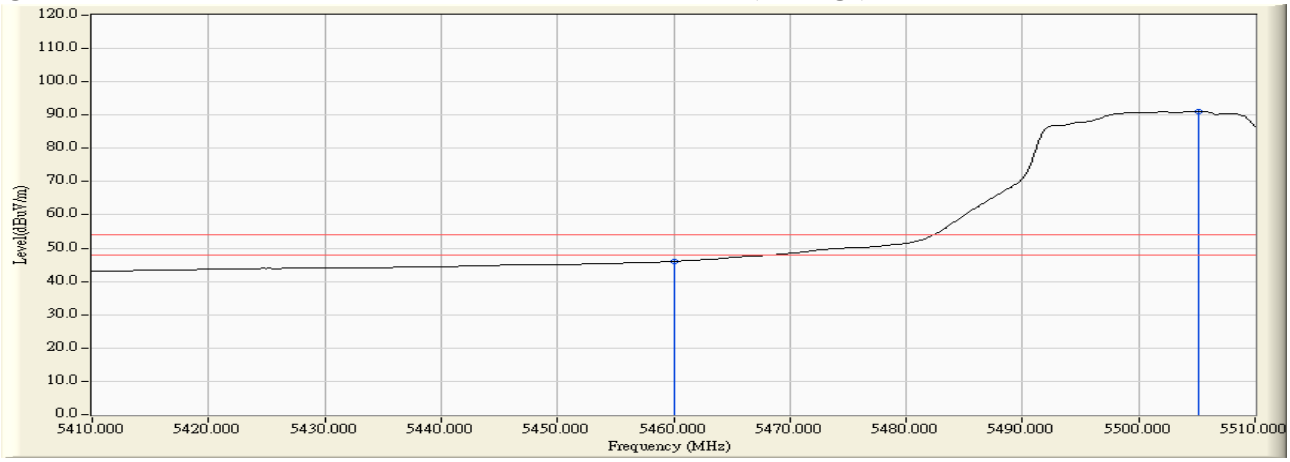

Note:

1. All readings above 1GHz are performed with peak and/or average measurements as necessary.
2. Peak measurements: RBW = 1MHz, VBW = 3 MHz, Sweep: Auto.
3. Average measurements: RBW = 1MHz, VBW = 10 Hz, Sweep: Auto.
4. " * ", means this data is the worst emission level.
5. Measurement Level = Reading Level + Correct Factor.
6. The average measurement was not performed when the peak measured data under the limit of average detection.

Product : Intel® Dual Band Wireless-AC 8260
Test Item : Band Edge Data
Test Site : No.3 OATS
Test Mode : Mode 4 Beamforming: Transmit (802.11n-40BW 30Mbps) -Channel 102

RF Radiated Measurement (Vertical):

Channel No.	Frequency (MHz)	Correct Factor (dB)	Reading Level (dBμV)	Emission Level (dBμV/m)	Peak Limit (dBμV/m)	Arerage Limit (dBμV/m)	Result
102 (Peak)	5457.000	3.892	60.339	64.231	74.00	54.00	Pass
102 (Peak)	5460.000	3.934	60.040	63.975	74.00	54.00	Pass
102 (Peak)	5498.600	4.445	106.987	111.432	--	--	--
102 (Average)	5460.000	3.934	46.710	50.645	74.00	54.00	Pass
102 (Average)	5505.200	4.511	91.784	96.295	--	--	--

Figure Channel 102: Vertical (Peak)

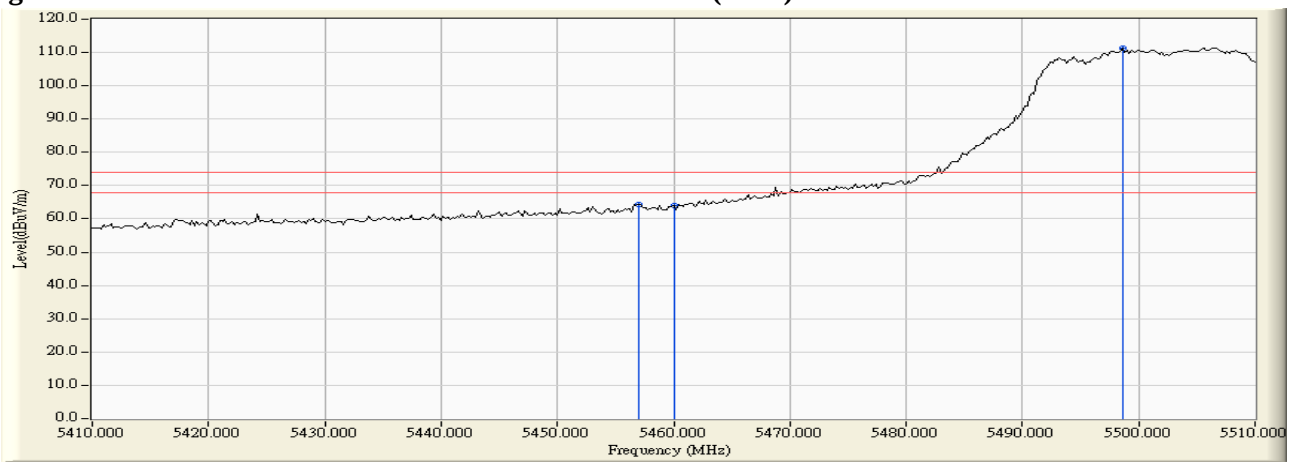

Figure Channel 102: Vertical (Average)

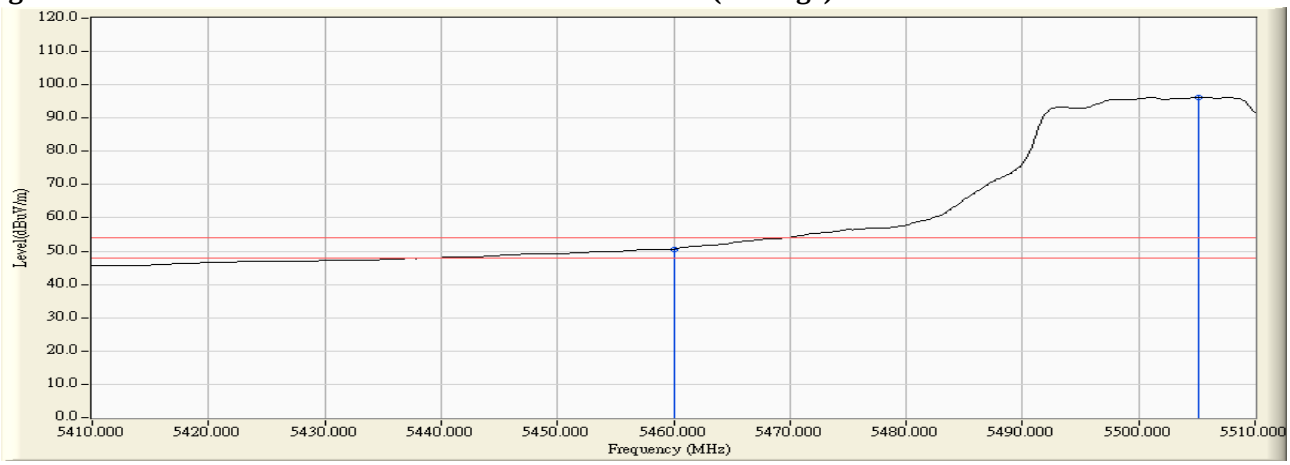

Note:

1. All readings above 1GHz are performed with peak and/or average measurements as necessary.
2. Peak measurements: RBW = 1MHz, VBW = 3 MHz, Sweep: Auto.
3. Average measurements: RBW = 1MHz, VBW = 10 Hz, Sweep: Auto.
4. " * ", means this data is the worst emission level.
5. Measurement Level = Reading Level + Correct Factor.
6. The average measurement was not performed when the peak measured data under the limit of average detection.

Product : Intel® Dual Band Wireless-AC 8260
Test Item : Band Edge Data
Test Site : No.3 OATS
Test Mode : Mode 4 Beamforming: Transmit (802.11n-40BW 30Mbps) -Channel 102

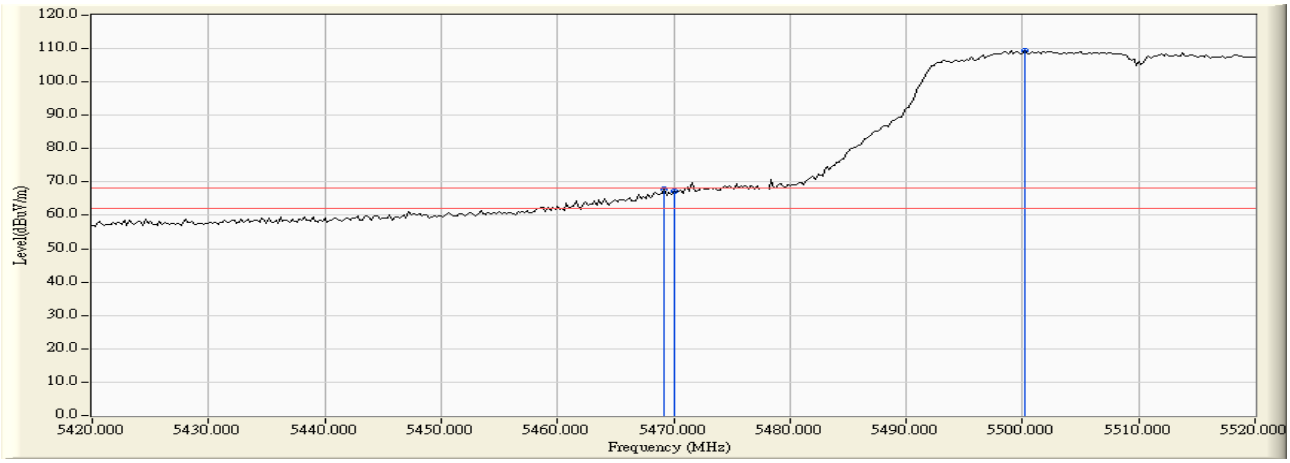

RF Radiated Measurement:

	Frequency (MHz)	Correct Factor (dB)	Reading Level (dBμV)	Measure Level (dBμV/m)	Margin (dB)	Limit (dBμV/m)	Result
Horizontal	5469.200	3.954	63.964	67.918	-0.302	68.220	Pass
Horizontal	5470.000	3.970	63.400	67.370	-0.850	68.220	Pass
Horizontal	5500.200	4.481	104.830	109.311	--	--	Pass

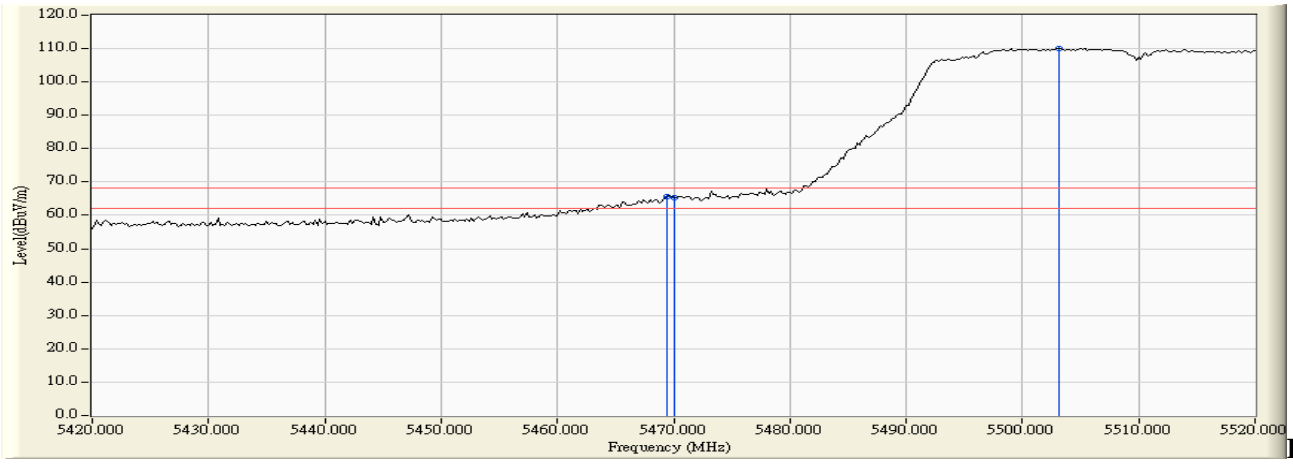

RF Radiated Measurement:

	Frequency (MHz)	Correct Factor (dB)	Reading Level (dBμV)	Measure Level (dBμV/m)	Margin (dB)	Limit (dBμV/m)	Result
Vertical	5469.400	4.071	61.697	65.767	-2.453	68.220	Pass
Vertical	5470.000	4.079	61.095	65.174	-3.046	68.220	Pass
Vertical	5503.200	4.493	105.527	110.020	--	--	Pass

Product : Intel® Dual Band Wireless-AC 8260
Test Item : Band Edge Data
Test Site : No.3 OATS
Test Mode : Mode 4 Beamforming: Transmit (802.11n-40BW 30Mbps) -Channel 134

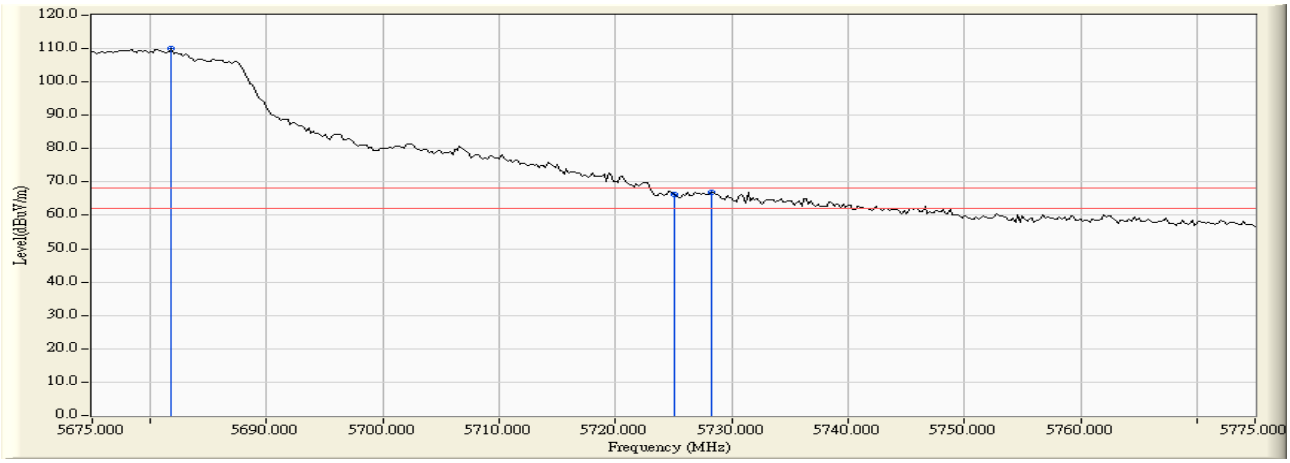

RF Radiated Measurement:

	Frequency (MHz)	Correct Factor (dB)	Reading Level (dBμV)	Measure Level (dBμV/m)	Margin (dB)	Limit (dBμV/m)	Result
Horizontal	5681.800	4.932	104.946	109.878	--	--	Pass
Horizontal	5725.000	5.104	61.228	66.331	-1.889	68.220	Pass
Horizontal	5728.200	5.117	61.809	66.926	-1.294	68.220	Pass

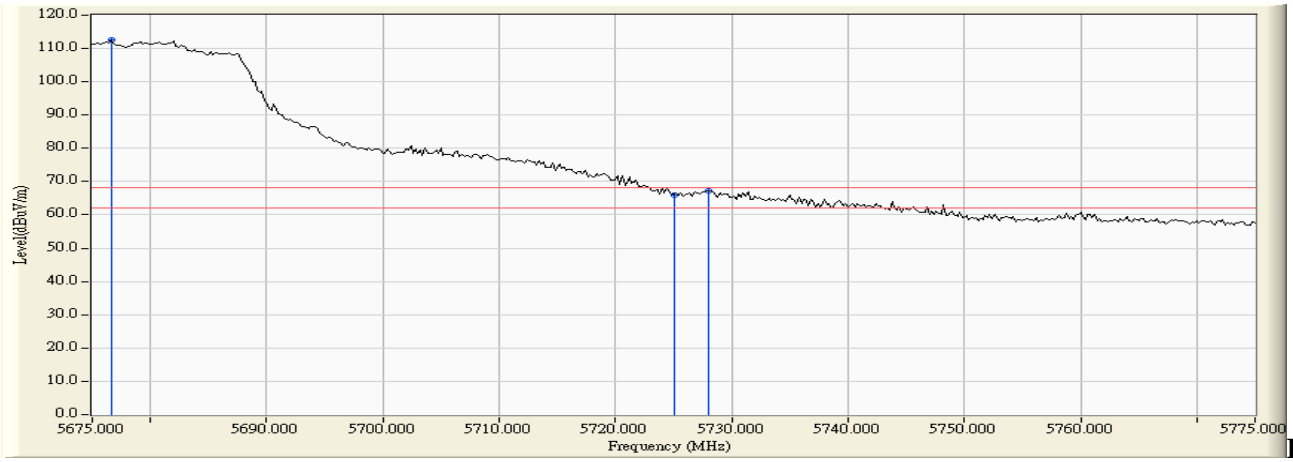

RF Radiated Measurement:

	Frequency (MHz)	Correct Factor (dB)	Reading Level (dBμV)	Measure Level (dBμV/m)	Margin (dB)	Limit (dBμV/m)	Result
Vertical	5676.600	4.267	108.316	112.583	--	--	Pass
Vertical	5725.000	4.215	61.894	66.109	-2.111	68.220	Pass
Vertical	5728.000	4.224	62.911	67.135	-1.085	68.220	Pass

Product : Intel® Dual Band Wireless-AC 8260
Test Item : Band Edge Data
Test Site : No.3 OATS
Test Mode : Mode 4 Beamforming: Transmit (802.11n-40BW 30Mbps) -Channel 151

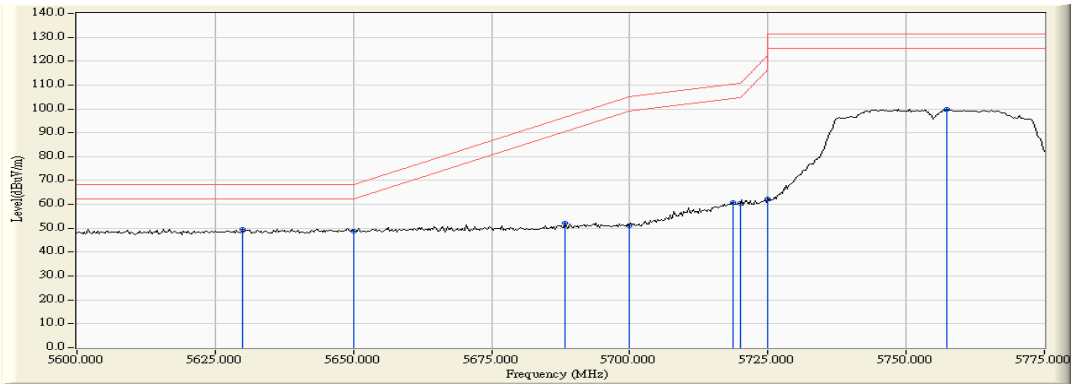

RF Radiated Measurement :

	Frequency (MHz)	Correct Factor (dB)	Reading Level (dBuv)	Measure Level (dBuv /m)	Margin (dB)	Limit (dBuv /m)	Result
Horizontal	5629.928	11.506	38.110	49.617	-18.603	68.220	Pass
Horizontal	5650.000	11.554	37.208	48.763	-19.457	68.220	Pass
Horizontal	5688.261	11.643	40.655	52.299	-44.219	96.518	Pass
Horizontal	5700.000	11.647	39.377	51.024	-54.176	105.200	Pass
Horizontal	5718.696	11.610	49.173	60.784	-49.651	110.435	Pass
Horizontal	5720.000	11.607	48.993	60.600	-50.200	110.800	Pass
Horizontal	5725.000	11.592	50.705	62.297	-59.903	122.200	Pass
Horizontal	5757.246	11.490	88.278	99.768	-31.432	131.200	Pass

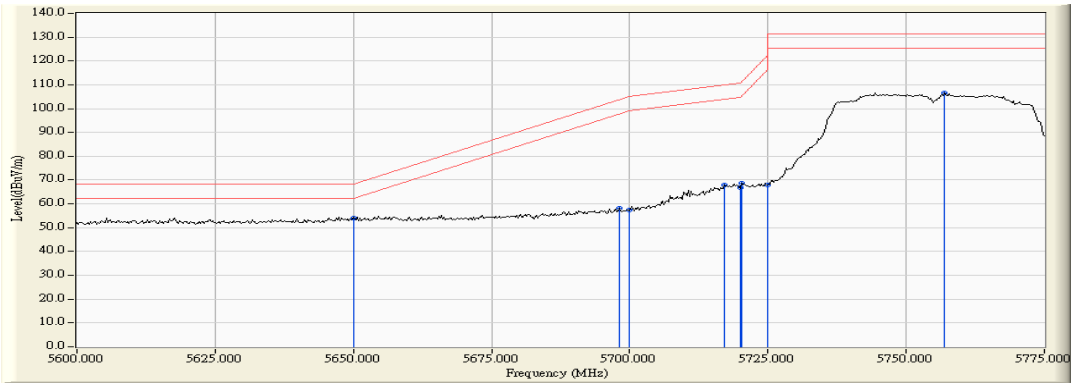

RF Radiated Measurement:

	Frequency (MHz)	Correct Factor (dB)	Reading Level (dBuv)	Measure Level (dBuv /m)	Margin (dB)	Limit (dBuv /m)	Result
Vertical	5650.000	13.029	41.204	54.233	-13.987	68.220	Pass
Vertical	5698.152	13.006	45.040	58.047	-45.786	103.833	Pass
Vertical	5700.000	13.003	44.293	57.296	-47.904	105.200	Pass
Vertical	5717.174	12.957	55.030	67.987	-42.022	110.009	Pass
Vertical	5720.000	12.947	53.835	66.782	-44.018	110.800	Pass
Vertical	5720.217	12.947	55.898	68.845	-42.450	111.295	Pass
Vertical	5725.000	12.930	54.973	67.903	-54.297	122.200	Pass
Vertical	5756.993	12.818	93.828	106.646	-24.554	131.200	Pass

Product : Intel® Dual Band Wireless-AC 8260
Test Item : Band Edge Data
Test Site : No.3 OATS
Test Mode : Mode 4 Beamforming: Transmit (802.11n-40BW 30Mbps) -Channel 159

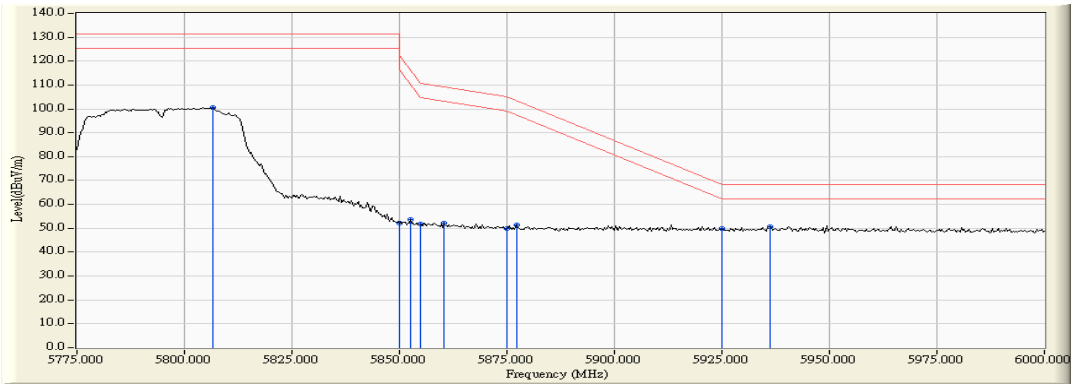

RF Radiated Measurement:

	Frequency (MHz)	Correct Factor (dB)	Reading Level (dBuv)	Measure Level (dBuv /m)	Margin (dB)	Limit (dBuv /m)	Result
Horizontal	5806.630	11.415	89.245	100.660	-30.540	131.200	Pass
Horizontal	5850.000	11.701	40.361	52.062	-70.138	122.200	Pass
Horizontal	5852.609	11.718	41.807	53.526	-62.725	116.251	Pass
Horizontal	5855.000	11.735	39.951	51.686	-59.114	110.800	Pass
Horizontal	5860.435	11.773	40.522	52.294	-56.984	109.278	Pass
Horizontal	5875.000	11.873	38.050	49.923	-55.277	105.200	Pass
Horizontal	5877.391	11.890	39.513	51.403	-52.028	103.431	Pass
Horizontal	5925.000	12.068	37.779	49.848	-18.352	68.200	Pass
Horizontal	5936.087	12.079	38.650	50.728	-17.472	68.200	Pass

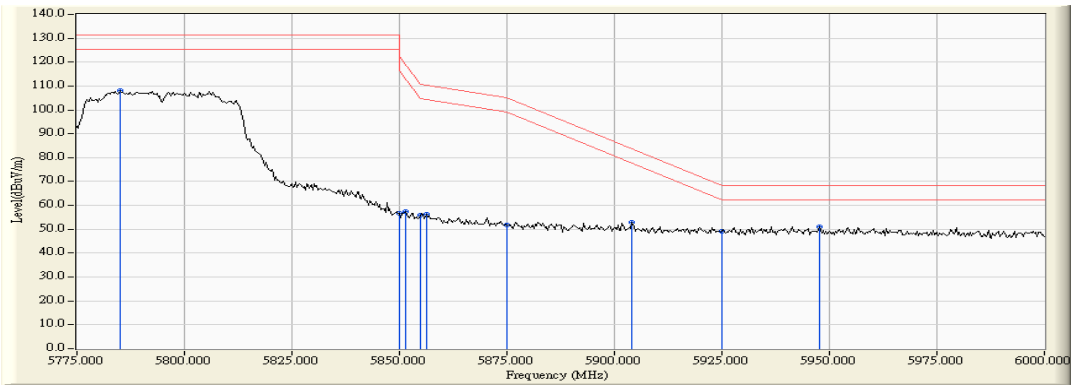

RF Radiated Measurement:

	Frequency (MHz)	Correct Factor (dB)	Reading Level (dBuv)	Measure Level (dBuv /m)	Margin (dB)	Limit (dBuv /m)	Result
Vertical	5785.109	12.720	95.347	108.066	-23.134	131.200	Pass
Vertical	5850.000	12.774	43.834	56.608	-65.592	122.200	Pass
Vertical	5851.304	12.776	44.606	57.382	-61.845	119.227	Pass
Vertical	5855.000	12.784	43.034	55.818	-54.982	110.800	Pass
Vertical	5856.196	12.787	43.655	56.441	-54.024	110.465	Pass
Vertical	5875.000	12.825	39.002	51.827	-53.373	105.200	Pass
Vertical	5904.130	12.883	40.074	52.956	-30.688	83.644	Pass
Vertical	5925.000	12.911	36.252	49.163	-19.037	68.200	Pass
Vertical	5947.826	12.942	38.106	51.048	-17.152	68.200	Pass

Product : Intel® Dual Band Wireless-AC 8260
Test Item : Band Edge Data
Test Site : No.3 OATS
Test Mode : Mode 4 Beamforming: Transmit (802.11ac-80BW-65Mbps) -Channel 42

RF Radiated Measurement (Horizontal):

Channel No.	Frequency (MHz)	Correct Factor (dB)	Reading Level (dBμV)	Emission Level (dBμV/m)	Peak Limit (dBμV/m)	Average Limit (dBμV/m)	Result
42 (Peak)	5139.600	2.827	65.044	67.872	74.00	54.00	Pass
42 (Peak)	5150.000	2.796	63.594	66.390	74.00	54.00	Pass
42 (Peak)	5198.800	2.635	102.653	105.287	--	--	--
42 (Average)	5145.200	2.811	49.771	52.582	74.00	54.00	Pass
42 (Average)	5150.000	2.796	49.126	51.922	74.00	54.00	Pass
42 (Average)	5194.800	2.647	84.558	87.205	--	--	--

Figure Channel 42: Horizontal (Peak)

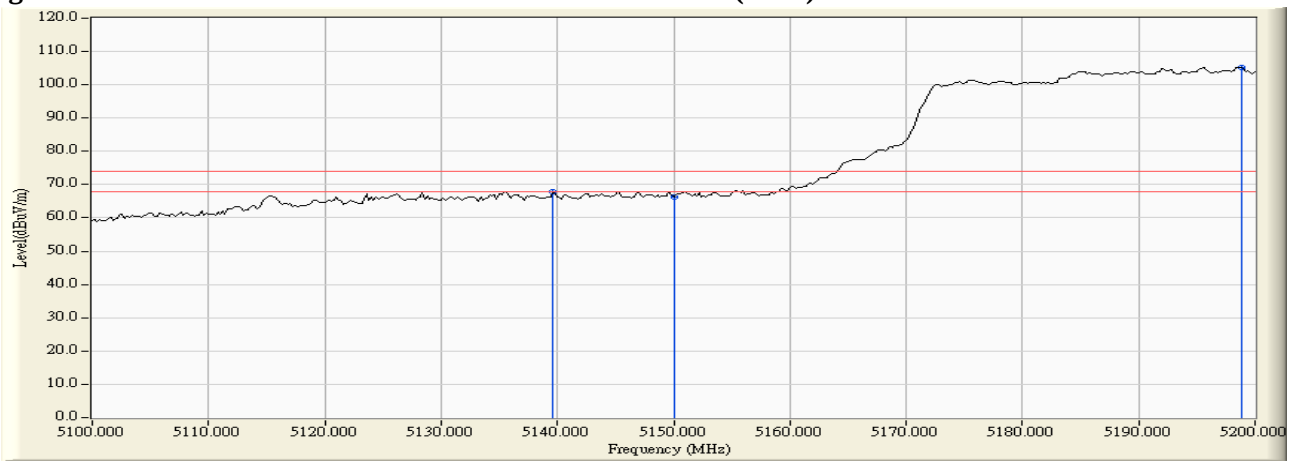

Figure Channel 42: Horizontal (Average)

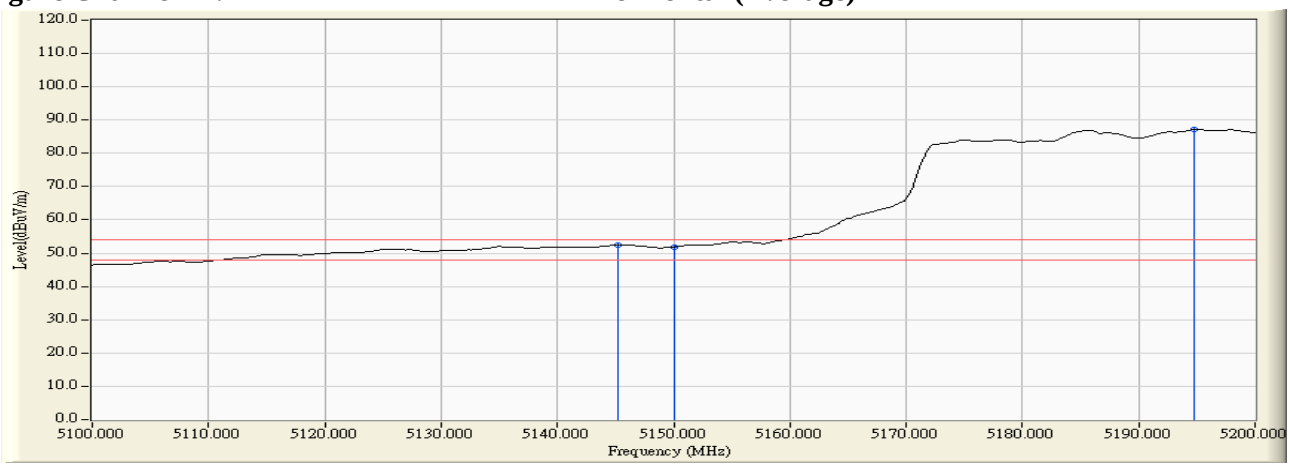

Note:

1. All readings above 1GHz are performed with peak and/or average measurements as necessary.
2. Peak measurements: RBW = 1MHz, VBW = 3 MHz, Sweep: Auto.
3. Average measurements: RBW = 1MHz, VBW = 10 Hz, Sweep: Auto.
4. " * ", means this data is the worst emission level.
5. Measurement Level = Reading Level + Correct Factor.
6. The average measurement was not performed when the peak measured data under the limit of average detection.

Product : Intel® Dual Band Wireless-AC 8260
Test Item : Band Edge Data
Test Site : No.3 OATS
Test Mode : Mode 4 Beamforming: Transmit (802.11ac-80BW-65Mbps) -Channel 42

RF Radiated Measurement (Vertical):

Channel No.	Frequency (MHz)	Correct Factor (dB)	Reading Level (dBμV)	Emission Level (dBμV/m)	Peak Limit (dBμV/m)	Average Limit (dBμV/m)	Result
42 (Peak)	5138.200	3.272	64.978	68.250	74.00	54.00	Pass
42 (Peak)	5150.000	3.331	63.845	67.177	74.00	54.00	Pass
42 (Peak)	5195.400	3.546	102.594	106.141	--	--	--
42 (Average)	5146.200	3.313	50.370	53.683	74.00	54.00	Pass
42 (Average)	5150.000	3.331	49.730	53.062	74.00	54.00	Pass
42 (Average)	5197.800	3.559	85.508	89.067	--	--	--

Figure Channel 42: Vertical (Peak)

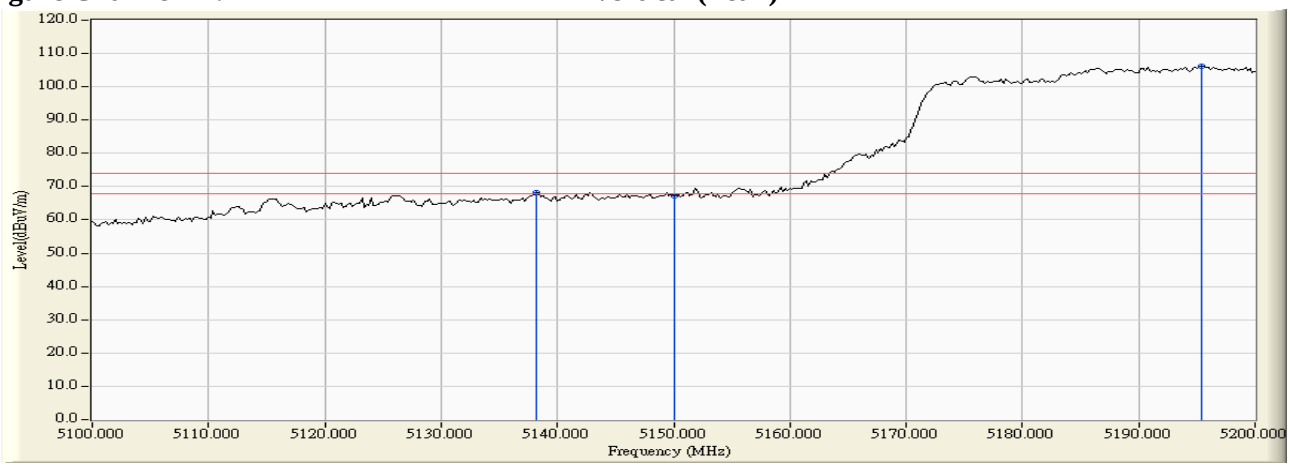

Figure Channel 42: Vertical (Average)

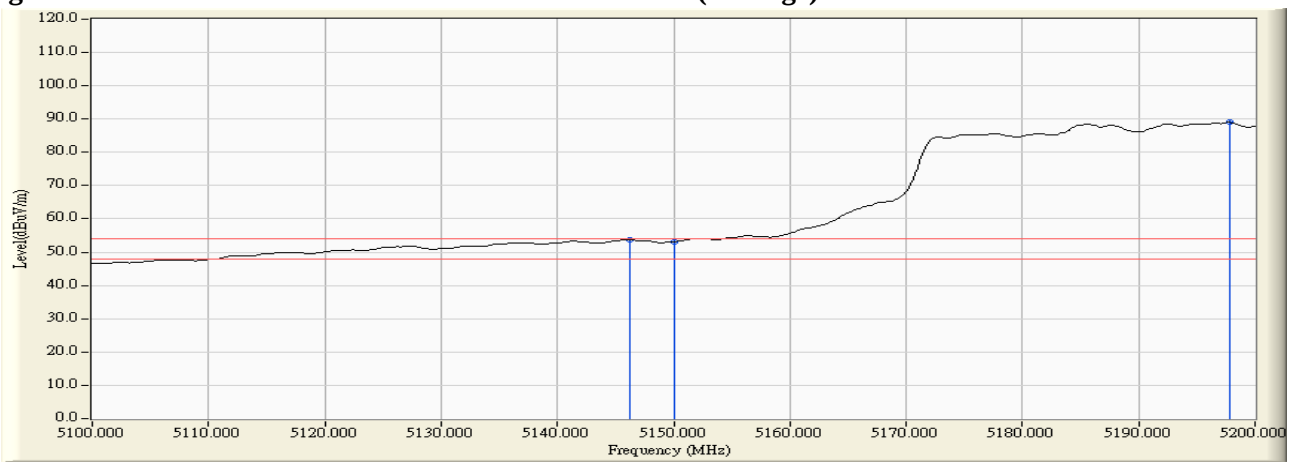

Note:
1. All readings above 1GHz are performed with peak and/or average measurements as necessary.
2. Peak measurements: RBW = 1MHz, VBW = 3 MHz, Sweep: Auto.
3. Average measurements: RBW = 1MHz, VBW = 10 Hz, Sweep: Auto.
4. " * ", means this data is the worst emission level.
5. Measurement Level = Reading Level + Correct Factor.
6. The average measurement was not performed when the peak measured data under the limit of average detection.

Product : Intel® Dual Band Wireless-AC 8260
Test Item : Band Edge Data
Test Site : No.3 OATS
Test Mode : Mode 4 Beamforming: Transmit (802.11ac-80BW-65Mbps) -Channel 58

RF Radiated Measurement (Horizontal):

Channel No.	Frequency (MHz)	Correct Factor (dB)	Reading Level (dBμV)	Emission Level (dBμV/m)	Peak Limit (dBμV/m)	Average Limit (dBμV/m)	Result
58 (Peak)	5302.200	3.677	100.430	104.107	--	--	--
58 (Peak)	5350.000	3.575	64.524	68.099	74.00	54.00	Pass
58 (Peak)	5351.200	3.572	65.252	68.824	74.00	54.00	Pass
58 (Average)	5313.400	3.655	83.437	87.092	--	--	--
58 (Average)	5350.000	3.575	48.721	52.296	74.00	54.00	Pass
58 (Average)	5353.000	3.561	49.597	53.159	74.00	54.00	Pass

Figure Channel 58: Horizontal (Peak)

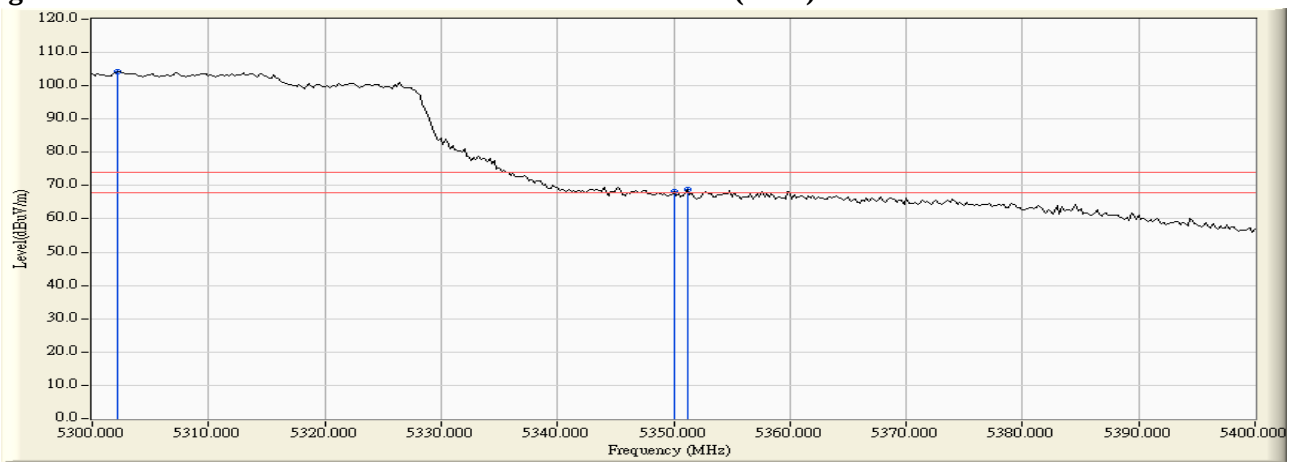

Figure Channel 58: Horizontal (Average)

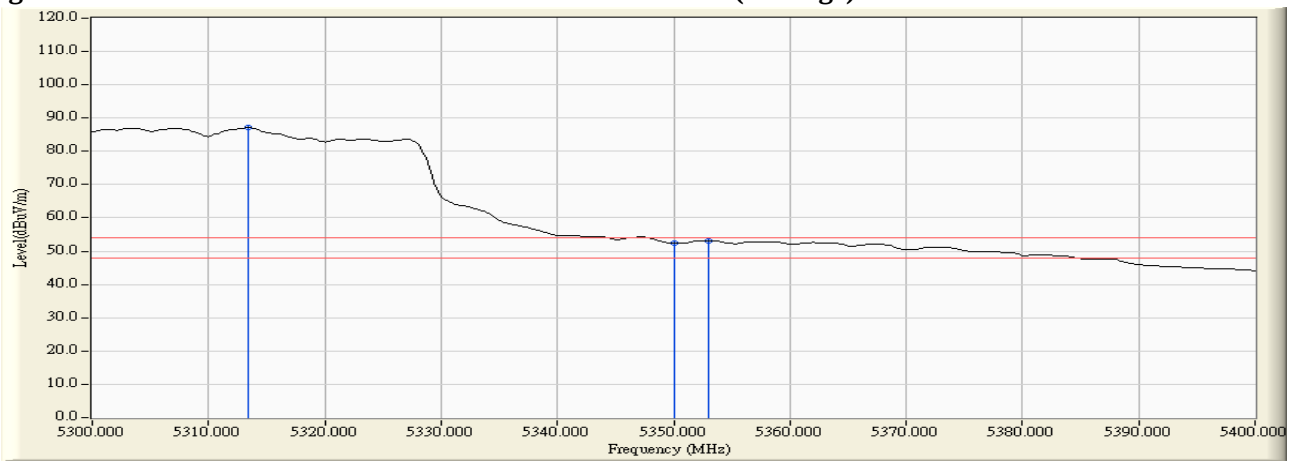

Note:

1. All readings above 1GHz are performed with peak and/or average measurements as necessary.
2. Peak measurements: RBW = 1MHz, VBW = 3 MHz, Sweep: Auto.
3. Average measurements: RBW = 1MHz, VBW = 10 Hz, Sweep: Auto.
4. " * ", means this data is the worst emission level.
5. Measurement Level = Reading Level + Correct Factor.
6. The average measurement was not performed when the peak measured data under the limit of average detection.

Product : Intel® Dual Band Wireless-AC 8260
Test Item : Band Edge Data
Test Site : No.3 OATS
Test Mode : Mode 4 Beamforming: Transmit (802.11ac-80BW-65Mbps) -Channel 58

RF Radiated Measurement (Vertical):

Channel No.	Frequency (MHz)	Correct Factor (dB)	Reading Level (dBμV)	Emission Level (dBμV/m)	Peak Limit (dBμV/m)	Average Limit (dBμV/m)	Result
58 (Peak)	5303.200	3.873	101.545	105.418	--	--	--
58 (Peak)	5350.000	3.900	63.017	66.917	74.00	54.00	Pass
58 (Peak)	5353.200	3.895	64.757	68.651	74.00	54.00	Pass
58 (Average)	5302.400	3.872	84.306	88.178	--	--	--
58 (Average)	5350.000	3.900	48.768	52.668	74.00	54.00	Pass
58 (Average)	5352.600	3.897	49.672	53.569	74.00	54.00	Pass

Figure Channel 58: Vertical (Peak)

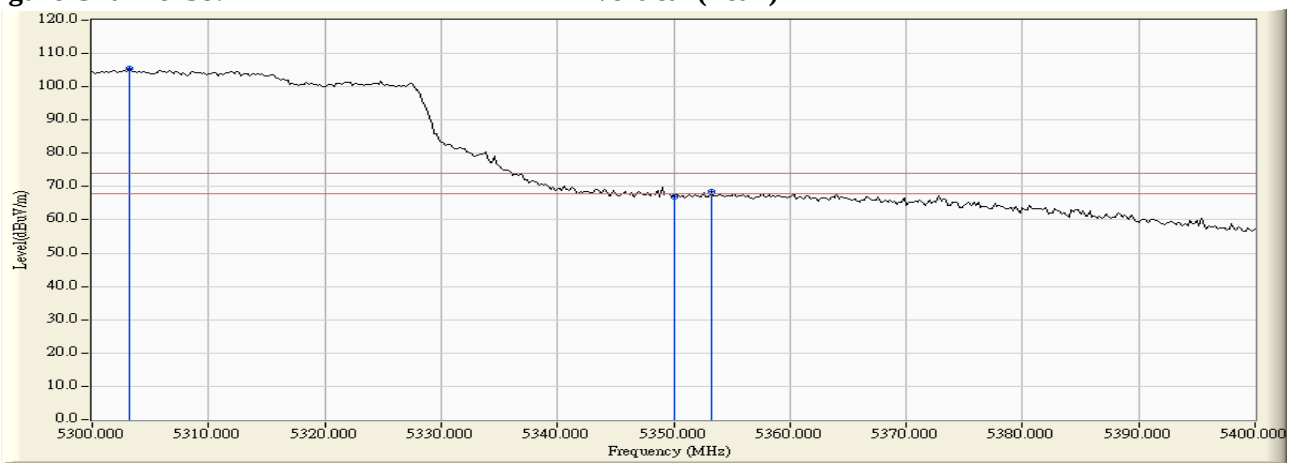

Figure Channel 58: Vertical (Average)

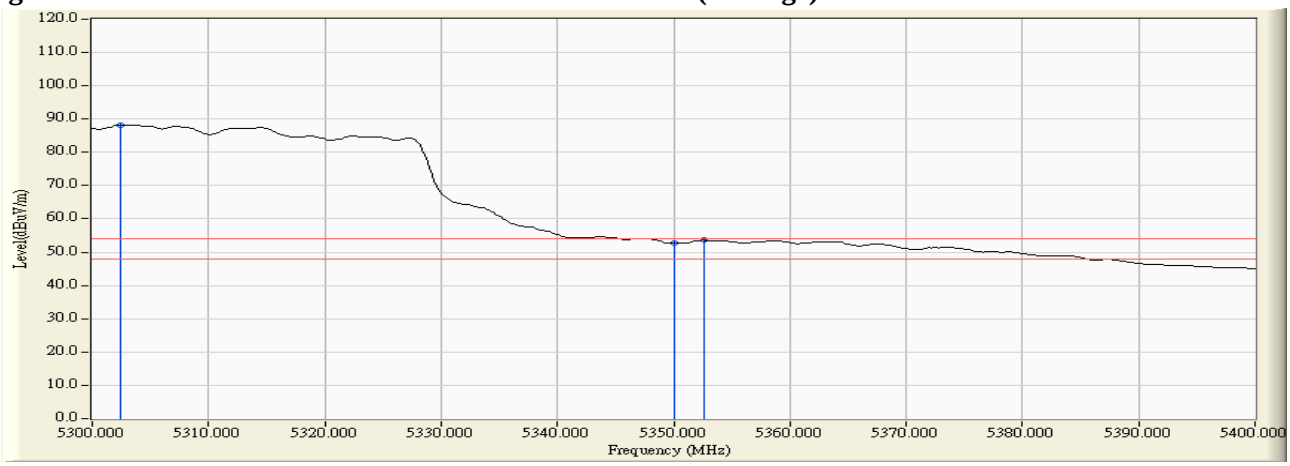

Note:
1. All readings above 1GHz are performed with peak and/or average measurements as necessary.
2. Peak measurements: RBW = 1MHz, VBW = 3 MHz, Sweep: Auto.
3. Average measurements: RBW = 1MHz, VBW = 10 Hz, Sweep: Auto.
4. " * ", means this data is the worst emission level.
5. Measurement Level = Reading Level + Correct Factor.
6. The average measurement was not performed when the peak measured data under the limit of average detection.

Product : Intel® Dual Band Wireless-AC 8260
Test Item : Band Edge Data
Test Site : No.3 OATS
Test Mode : Mode 4 Beamforming: Transmit (802.11ac-80BW-65Mbps) -Channel 106

RF Radiated Measurement (Horizontal):

Channel No.	Frequency (MHz)	Correct Factor (dB)	Reading Level (dBμV)	Emission Level (dBμV/m)	Peak Limit (dBμV/m)	Average Limit (dBμV/m)	Result
106 (Peak)	5457.400	3.725	58.854	62.579	74.00	54.00	Pass
106 (Peak)	5460.000	3.775	57.230	61.005	74.00	54.00	Pass
106 (Peak)	5508.200	4.543	97.457	102.000	--	--	--
106 (Average)	5458.400	3.745	44.677	48.421	74.00	54.00	Pass
106 (Average)	5460.000	3.775	44.195	47.970	74.00	54.00	Pass
106 (Average)	5506.800	4.545	80.960	85.505	--	--	--

Figure Channel 106: Horizontal (Peak)

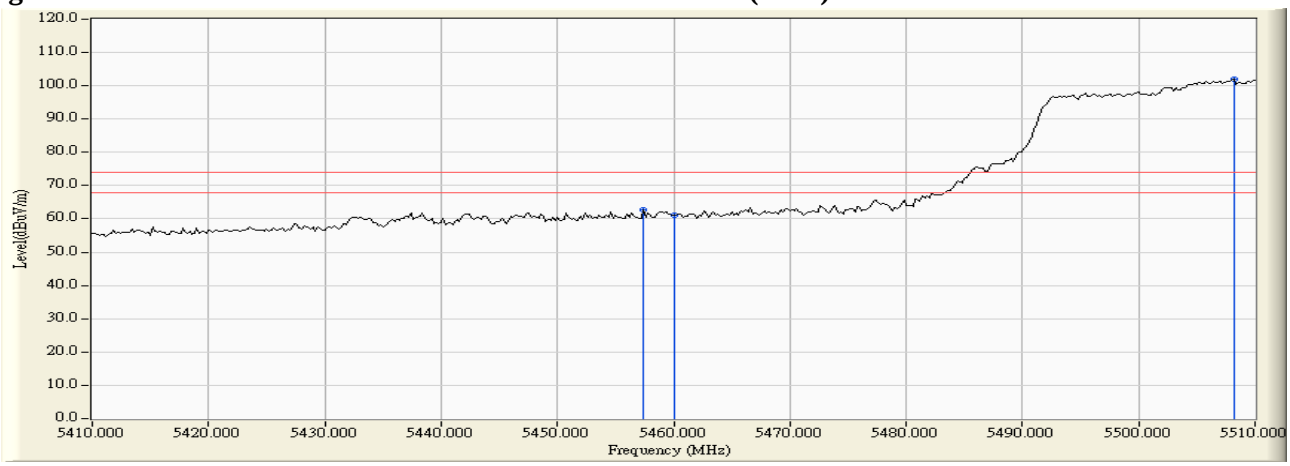

Figure Channel 106: Horizontal (Average)

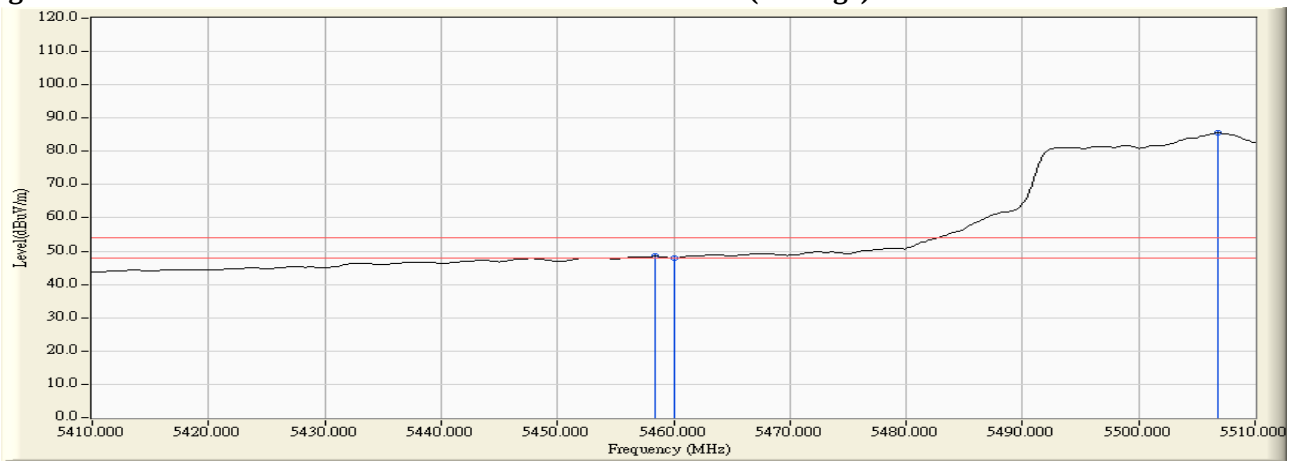

Note:

1. All readings above 1GHz are performed with peak and/or average measurements as necessary.
2. Peak measurements: RBW = 1MHz, VBW = 3 MHz, Sweep: Auto.
3. Average measurements: RBW = 1MHz, VBW = 10 Hz, Sweep: Auto.
4. " * ", means this data is the worst emission level.
5. Measurement Level = Reading Level + Correct Factor.
6. The average measurement was not performed when the peak measured data under the limit of average detection.

Product : Intel® Dual Band Wireless-AC 8260
Test Item : Band Edge Data
Test Site : No.3 OATS
Test Mode : Mode 4 Beamforming: Transmit (802.11ac-80BW-65Mbps) -Channel 106

RF Radiated Measurement (Vertical):

Channel No.	Frequency (MHz)	Correct Factor (dB)	Reading Level (dBμV)	Emission Level (dBμV/m)	Peak Limit (dBμV/m)	Average Limit (dBμV/m)	Result
106 (Peak)	5453.200	3.844	63.915	67.759	74.00	54.00	Pass
106 (Peak)	5460.000	3.934	63.361	67.296	74.00	54.00	Pass
106 (Peak)	5507.000	4.511	101.965	106.476	--	--	--
106 (Average)	5458.600	3.915	49.316	53.231	74.00	54.00	Pass
106 (Average)	5460.000	3.934	48.978	52.913	74.00	54.00	Pass
106 (Average)	5507.600	4.511	84.711	89.222	--	--	--

Figure Channel 106: Vertical (Peak)

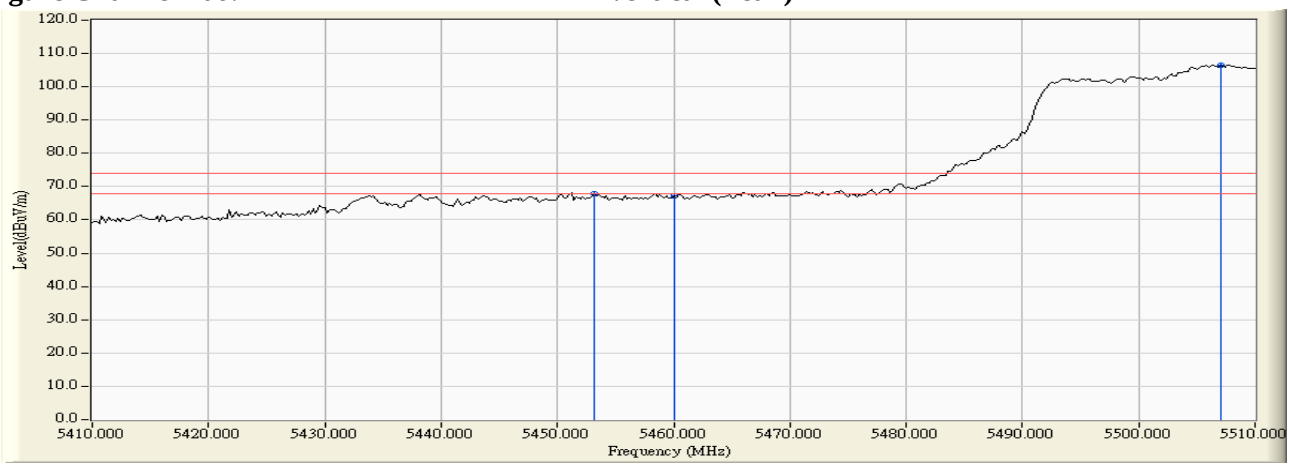

Figure Channel 106: Vertical (Average)

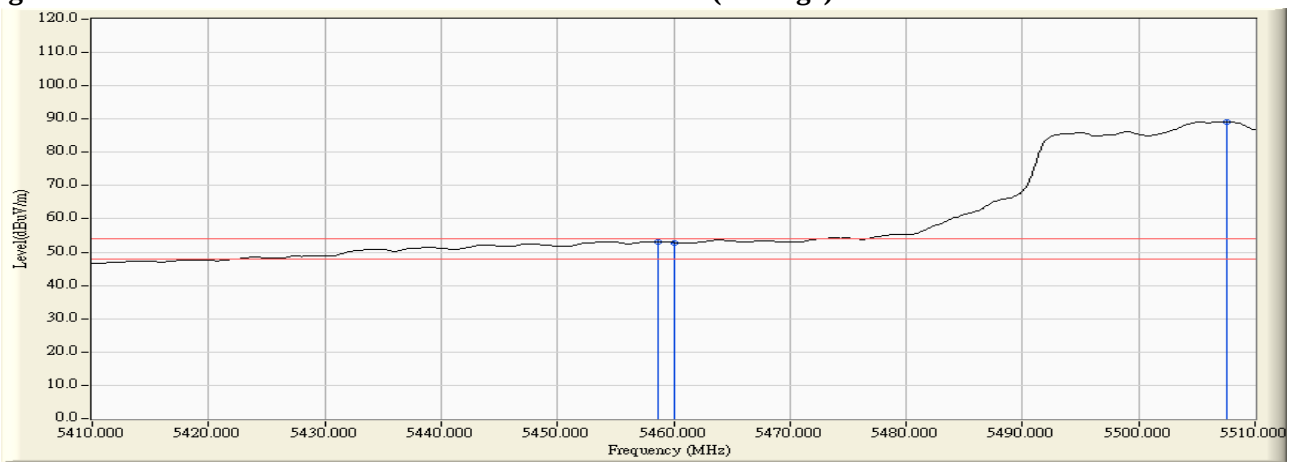

Note:

1. All readings above 1GHz are performed with peak and/or average measurements as necessary.
2. Peak measurements: RBW = 1MHz, VBW = 3 MHz, Sweep: Auto.
3. Average measurements: RBW = 1MHz, VBW = 10 Hz, Sweep: Auto.
4. " * ", means this data is the worst emission level.
5. Measurement Level = Reading Level + Correct Factor.
6. The average measurement was not performed when the peak measured data under the limit of average detection.

Product : Intel® Dual Band Wireless-AC 8260
Test Item : Band Edge Data
Test Site : No.3 OATS
Test Mode : Mode 4 Beamforming: Transmit (802.11ac-80BW-65Mbps) -Channel 106

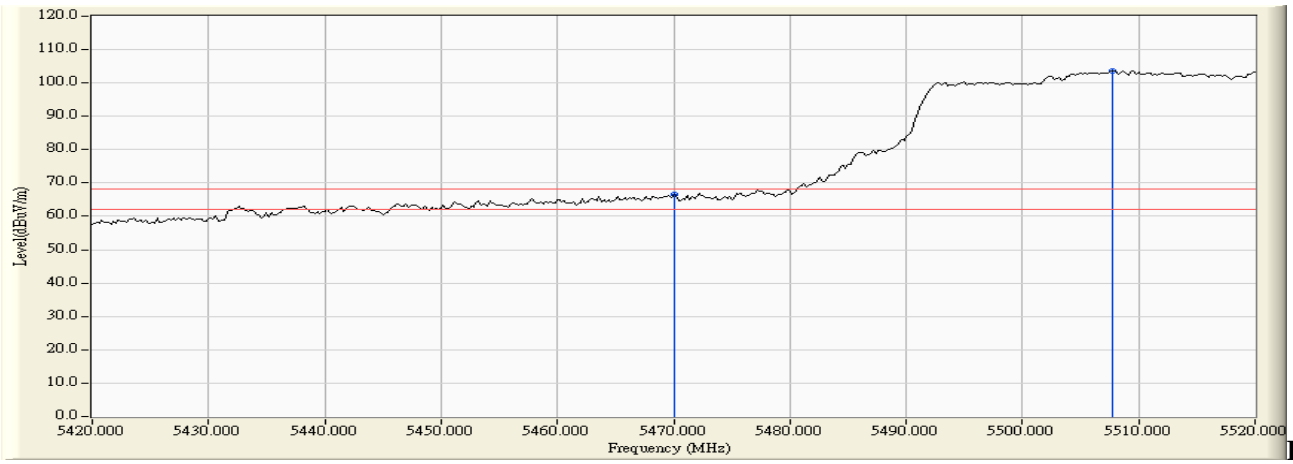

F Radiated Measurement:

	Frequency (MHz)	Correct Factor (dB)	Reading Level (dBμV)	Measure Level (dBμV/m)	Margin (dB)	Limit (dBμV/m)	Result
Horizontal	5470.000	3.970	62.540	66.510	-1.710	68.220	Pass
Horizontal	5507.800	4.544	99.139	103.683	--	--	Pass

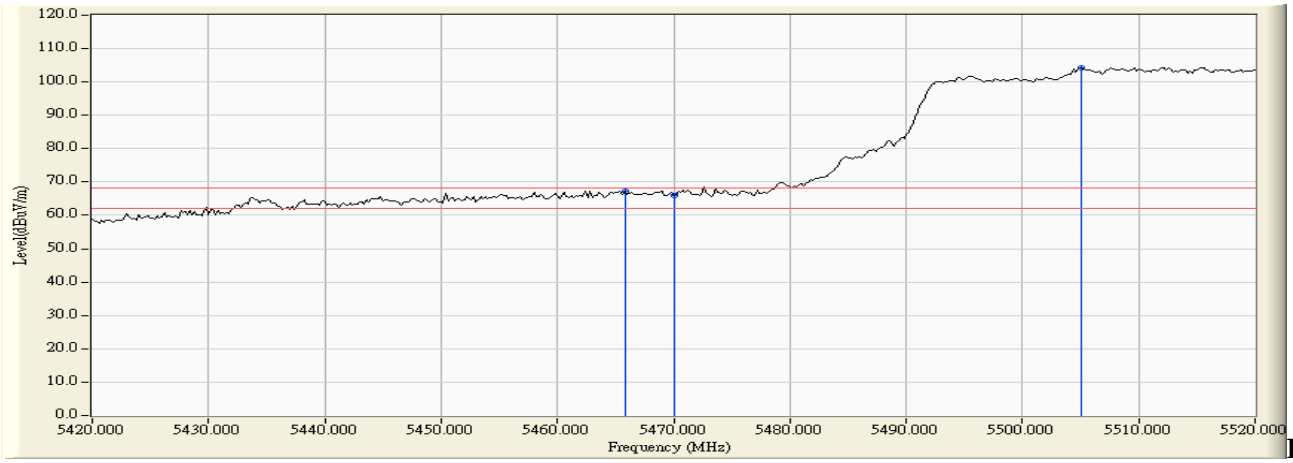

F Radiated Measurement:

	Frequency (MHz)	Correct Factor (dB)	Reading Level (dBμV)	Measure Level (dBμV/m)	Margin (dB)	Limit (dBμV/m)	Result
Vertical	5465.800	4.018	63.377	67.396	-0.824	68.220	Pass
Vertical	5470.000	4.079	61.861	65.940	-2.280	68.220	Pass
Vertical	5505.000	4.511	99.820	104.331	--	--	Pass

Product : Intel® Dual Band Wireless-AC 8260
Test Item : Band Edge Data
Test Site : No.3 OATS
Test Mode : Mode 4 Beamforming: Transmit (802.11ac-80BW-65Mbps) -Channel 155

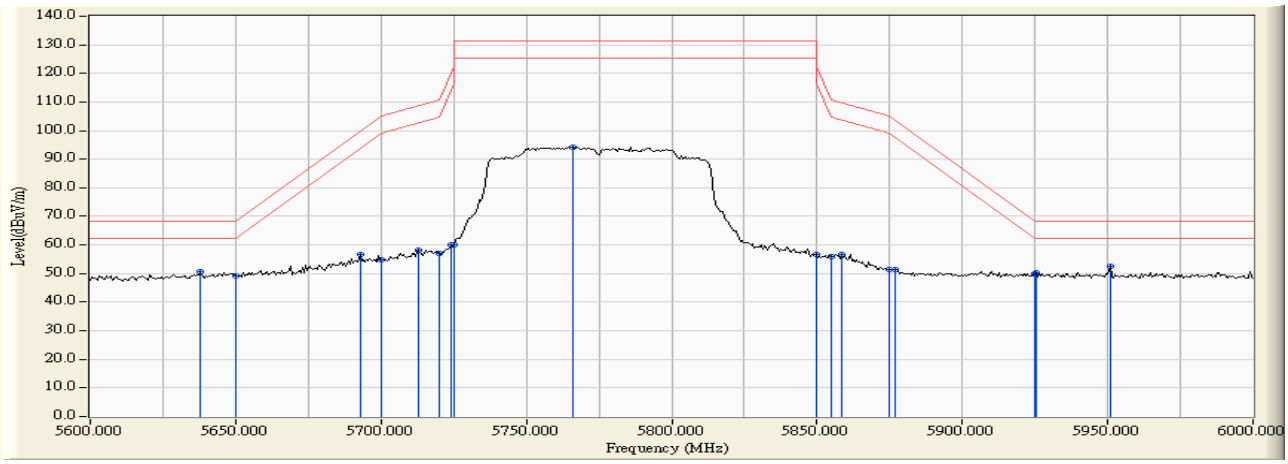

RF Radiated Measurement:

	Frequency (MHz)	Correct Factor (dB)	Reading Level (dBuv)	Measure Level (dBuv /m)	Margin (dB)	Limit (dBuv /m)	Result
Horizontal	5637.681	11.525	39.160	50.685	-17.535	68.220	Pass
Horizontal	5650.000	11.554	37.477	49.032	-19.188	68.220	Pass
Horizontal	5692.754	11.652	44.959	56.611	-43.230	99.841	Pass
Horizontal	5700.000	11.647	43.184	54.831	-50.369	105.200	Pass
Horizontal	5713.043	11.629	46.615	58.243	-50.609	108.852	Pass
Horizontal	5720.000	11.607	45.600	57.207	-53.593	110.800	Pass
Horizontal	5724.058	11.595	48.496	60.091	-59.961	120.052	Pass
Horizontal	5725.000	11.592	48.400	59.992	-62.208	122.200	Pass
Horizontal	5765.797	11.463	82.923	94.386	-36.814	131.200	Pass
Horizontal	5850.000	11.701	44.881	56.582	-65.618	122.200	Pass
Horizontal	5855.000	11.735	44.135	55.870	-54.930	110.800	Pass
Horizontal	5858.551	11.759	45.001	56.761	-53.045	109.806	Pass
Horizontal	5875.000	11.873	39.574	51.447	-53.753	105.200	Pass
Horizontal	5877.101	11.887	39.680	51.568	-52.077	103.645	Pass
Horizontal	5925.000	12.068	37.933	50.002	-18.198	68.200	Pass
Horizontal	5925.217	12.068	38.215	50.284	-17.916	68.200	Pass
Horizontal	5950.725	12.090	40.302	52.392	-15.808	68.200	Pass

Product : Intel® Dual Band Wireless-AC 8260
Test Item : Band Edge Data
Test Site : No.3 OATS
Test Mode : Mode 4 Beamforming: Transmit (802.11ac-80BW-65Mbps) -Channel 155

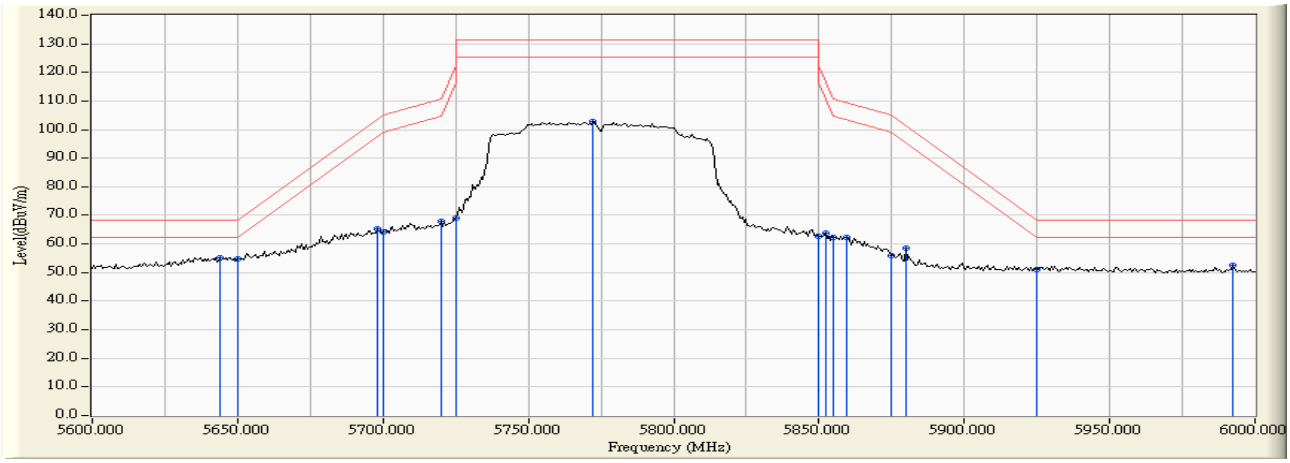

RF Radiated Measurement:

	Frequency (MHz)	Correct Factor (dB)	Reading Level (dBuv)	Measure Level (dBuv /m)	Margin (dB)	Limit (dBuv /m)	Result
Vertical	5644.058	13.030	42.155	55.185	-13.035	68.220	Pass
Vertical	5650.000	13.029	41.896	54.925	-13.295	68.220	Pass
Vertical	5697.971	13.007	52.473	65.480	-38.219	103.699	Pass
Vertical	5700.000	13.003	51.094	64.097	-41.103	105.200	Pass
Vertical	5720.000	12.947	54.919	67.866	-42.934	110.800	Pass
Vertical	5725.000	12.930	56.105	69.035	-53.165	122.200	Pass
Vertical	5772.174	12.765	90.140	102.905	-28.295	131.200	Pass
Vertical	5850.000	12.774	49.992	62.766	-59.434	122.200	Pass
Vertical	5852.174	12.779	51.025	63.803	-53.440	117.243	Pass
Vertical	5855.000	12.784	49.575	62.359	-48.441	110.800	Pass
Vertical	5859.710	12.794	49.691	62.485	-46.996	109.481	Pass
Vertical	5875.000	12.825	43.196	56.021	-49.179	105.200	Pass
Vertical	5880.000	12.836	45.591	58.427	-43.073	101.500	Pass
Vertical	5925.000	12.911	38.205	51.116	-17.084	68.200	Pass
Vertical	5992.464	13.001	39.618	52.619	-15.581	68.200	Pass

5. EMI Reduction Method During Compliance Testing

No modification was made during testing.

Attachment 1: EUT Test Photographs

Attachment 2: EUT Detailed Photographs