FCC SAR Test Report
(Class II Permissive Change)

Product Name	:	Intel® Dual Band Wireless-AC 8260
Model No.	:	8260NGW
FCC ID	:	PD98260NG

Applicant	:	Intel Mobile Communications
Address	:	100 Center Point Circle, Suite 200 Columbia, South Carolina 29210 USA

Date of Receipt	:	2016/02/25
Issued Date	:	2016/03/21
Report No.	:	1620392R-SAUSP44V00
Report Version	:	V1.0

Testing Laboratory
3023

The test results relate only to the samples tested.
The test results shown in the test report are traceable to the national/international standard through the calibration of the equipment and evaluated measurement uncertainty herein.
This report must not be used to claim product endorsement by TAF or any agency of the government.
The test report shall not be reproduced without the written approval of QuieTek Corporation.

Test Report

Issued Date: 2016/03/21
Report No.: 1620392R-SAUSP44V00

Product Name	:	Intel® Dual Band Wireless-AC 8260
Applicant	:	Intel Mobile Communications
Address	:	100 Center Point Circle, Suite 200 Columbia, South Carolina 29210 USA
Manufacturer	:	Intel Mobile Communications
Model No.	:	8260NGW
Trade Name	:	Intel
FCC ID	:	PD98260NG
Applicable Standard	:	47CFR § 2.1093 KDB 447498 D01 v06
Measurement procedures	:	KDB 248227 D01 v02r02 KDB 616217 D04 V01r02 KDB 865664 D01 V01r04
Test Result	:	Max. SAR Measurement (1g) 2.4GHz: **1.44** W/kg 5 GHz: **1.44** W/kg
Application Type	:	Certification

The above equipment has been tested by QuieTek-a DEKRA, and found compliance with the requirement of the above standards. The test record, data evaluation & Equipment Under Test (EUT) configurations represented herein are true and accurate accounts of the measurements of the sample's SAR characteristics under the conditions specified in this report.

Documented By : Anny Chou

(Adm. Specialist / Anny Chou)

Tested By : Eric Chen

(Assistant Engineer / Eric Chen)

Approved By :

(Director / Vincent Lin)

TABLE OF CONTENTS

Description **Page**

1. General Information 4
1.1EUT Description 4
1.2Antenna List 5
1.3Test Environment 6
2. SAR Measurement System 7
2.1 DASY5 System Description 7
2.1.1 Applications 8
2.1.2 Area Scans 8
2.1.3 Zoom Scan (Cube Scan Averaging) 8
2.1.4 Uncertainty of Inter-/Extrapolation and Averaging 8
2.2 DASY5 E-Field Probe 9
2.2.1 Isotropic E-Field Probe Specification 9
2.3 Boundary Detection Unit and Probe Mounting Device 10
2.4 DATA Acquisition Electronics (DAE) and Measurement Server 10
2.5 Robot 11
2.6 Light Beam Unit 11
2.7 Device Holder 12
2.8 SAM Twin Phantom 12
3. Tissue Simulating Liquid 13
3.1 The composition of the tissue simulating liquid 13
3.2 Tissue Calibration Result 13
3.3 Tissue Dielectric Parameters for Head and Body Phantoms 16
4. SAR Measurement Procedure 17
4.1 SAR System Check 17
4.1.1 Dipoles 17
4.1.2 System Check Result 17
4.2 SAR Measurement Procedure 19
5. SAR Exposure Limits 20
6. Test Equipment List 21
7. Measurement Uncertainty 23
8. Conducted Power Measurement (Including tolerance allowed for production unit) 25
Non-Touch Sku Power : 27
9. Test Results 29
9.1 SAR Test Results Summary 29
9.2 Simultaneous Transmission 35
9.2.1 Simultaneous transmission of MIMO in 802.11 Wi-Fi configurations 35
9.2.2 simultaneous transmission of Wi-Fi and other wireless technologies 37
10. SAR measurement variability 38
Appendix 39
Appendix A. SAR System Check Data
Appendix B. SAR measurement Data
Appendix C. Test Setup Photographs & EUT Photographs
Appendix D. Probe Calibration Data
Appendix E. Dipole Calibration Data

1. General Information

1.1 EUT Description

Product Name	Intel® Dual Band Wireless-AC 8260				
Trade Name	Intel				
Model No.	8260NGW				
FCC ID	PD98260NG				
TX Frequency	802.11b/g/n-20MHz:2412MHz~2462MHz 802.11n-40MHz: 2422MHz~2452MHz 802.11a/n-20MHz: 5180-5320MHz, 5500-5700MHz, 5745-5825MHz 802.11n-40MHz: 5190-5310, 5510-5670MHz, 5755-5795MHz 802.11ac-20MHz: 5720, 802.11ac-40MHz: 5710 802.11ac-80MHz: 5210-5290MHz, 5530-5690MHz, 5775MHz, BT : 2402 – 2480MHz				
Channel separation	802.11b/g/n-20MHz: 5 MHz, 802.11a/n-20/ac-20MHz: 20MHz 802.11n-40/ac-40MHz: 40MHz, 802.11ac-80MHz: 80MHz BT : 1MHz , BLE : 2MHz				
Number of Channels	802.11b/g/n-20MHz: 12, n-40MHz: 8 802.11a/n-20MHz: 24; 802.11n-40MHz:11 802.11ac-20MHz: 1, 802.11ac-40MHz: 1, 802.11ac-80MHz: 6 BT : 79 , BLE : 40				
Data Rate	802.11b: 1-11Mbps, 802.11a/g: 6-54Mbps, 802.11n: up to 300Mbps 802.11ac-80MHz: up to 866.7Mbps BT : 3Mbps , BLE : 1Mpbs				
Type of Modulation	DSSS/OFDM/BPSK/QPSK/16QAM/64QAM/256QAM FHSS: GFSK(1Mbps) / π /4DQPSK(2Mbps) / 8DPSK(3Mbps)				
Antenna Type	PIFA				
Device Category	Portable				
RF Exposure Environment	Uncontrolled				
Software Version					
Summary of test result –Reported 1g SAR (W/Kg)					
Test configuration	DTS(WLAN-Main)	DTS(WLAN-Aux)	U-NII(WLAN-Main)	U-NII(WLAN-Aux)	DSS(BT)
Body-Standalone	1.44	1.01	1.44	1.04	0.11
Body-Simultaneous	1.55		1.55		1.55
When BT and WIFI transmitter does simultaneously transmitter ,WIFI will transmit on Main and BT will transmit on Aux					
Min. test separation distance	7.5mm				

* Note: This is to request a Class II permissive change for FCC ID: PD98260NG, originally granted on 11/10/2015

The major change filed under this application is:

Change

#1: Additional Chassis added, HP, model number: HSTNN-I68C.

#2: Reduce the Output through firmware and SAR measurement were evaluated. (Wifi only, Bluetooth power is unchanged from original grant).

1.2 Antenna List

Mode	No.	Manufacturer	Part No.	Peak Gain
Touch	1	WNC	81EAAR15.GGJ(Main) (Aux)	-3.3 dBi in 2.4GHz -2.62 dBi For 5.15~5.25GHz -2.59 dBi For 5.25~5.35GHz -1.05dBiFor 5.47~5.725GHz -2.69dBi For 5.725~5.850GHz
Non-Touch	2	WNC	81EAAR15.GGL(Main) (Aux)	-0.37dBi in 2.4GHz -3.34dBi For 5.15~5.25GHz -3.05dBi For 5.25~5.35GHz -3.32dBi For 5.47~5.725GHz -2.32dBi For 5.725~5.850GHz

1.3 Test Environment

Ambient conditions in the laboratory:

Test Date: Mar. 15, 2016

Items	Required	Actual
Temperature (°C)	18-25	23.4± 2
Humidity (%RH)	30-70	53

Test Date: Mar. 16, 2016

Items	Required	Actual
Temperature (°C)	18-25	21.6± 2
Humidity (%RH)	30-70	52

Test Date: Mar. 17, 2016

Items	Required	Actual
Temperature (°C)	18-25	20.9± 2
Humidity (%RH)	30-70	54

Test Date: Mar. 18, 2016

Items	Required	Actual
Temperature (°C)	18-25	21.7± 2
Humidity (%RH)	30-70	56

Test Date: Mar. 19, 2016

Items	Required	Actual
Temperature (°C)	18-25	21.2± 2
Humidity (%RH)	30-70	51

Site Description:

Accredited by TAF
Accredited Number: 3023
Effective through: December 12, 2017

Site Name: Quietek Corporation

Site Address: No.5-22, Ruishukeng, Linkou Dist.,
New Taipei City 24451,
Taiwan, R.O.C.
TEL: 886-2-8601-3788 / FAX: 886-2-8601-3789
E-Mail: service@quietek.com

2. SAR Measurement System

2.1 DASY5 System Description

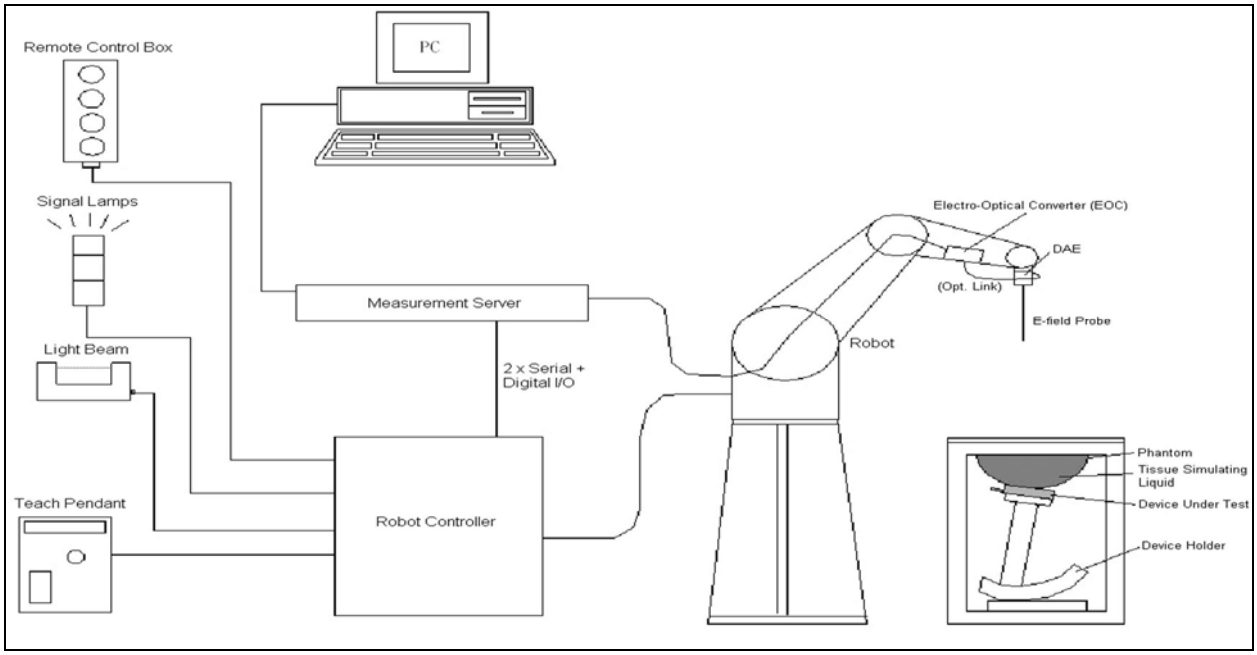

The DASY5 system for performing compliance tests consists of the following items:

- A standard high precision 6-axis robot with controller, teach pendant and software. An arm extension for accommodating the data acquisition electronics (DAE).
- A data acquisition electronics (DAE) which performs the signal amplification, signal multiplexing, AD-conversion, offset measurements, mechanical surface detection, collision detection, etc. The unit is battery powered with standard or rechargeable batteries. The signal is optically transmitted to the EOC.
- The Electro-optical converter (EOC) performs the conversion from optical to electrical signals for the digital communication to the DAE. To use optical surface detection, a special version of the EOC is required. The EOC signal is transmitted to the measurement server.
- The Light Beam used is for probe alignment. This improves the (absolute) accuracy of the probe positioning.
- A computer running WinXP and the DASY5 software.
- Remote control and teach pendant as well as additional circuitry for robot safety such as warning lamps, etc.
- The phantom, the device holder and other accessories according to the targeted measurement.

2.1.1 Applications

Predefined procedures and evaluations for automated compliance testing with all worldwide standards, e.g., IEEE 1528, OET 65, IEC 62209-1, IEC 62209-2, EN 50360, EN 50383 and others.

2.1.2 Area Scans

Area scans are defined prior to the measurement process being executed with a user defined variable spacing between each measurement point (integral) allowing low uncertainty measurements to be conducted. Scans defined for FCC applications utilize a $10mm^2$ step integral, with 1mm interpolation used to locate the peak SAR area used for zoom scan assessments.

When an Area Scan has measured all reachable points, it computes the field maxima found in the scanned area, within a range of the global maximum. The range (in dB) is specified in the standards for compliance testing. For example, a 2 dB range is required in IEEE 1528-2013, EN 50361 and IEC 62209 standards, whereby 3 dB is a requirement when compliance is assessed in accordance with the ARIB standard (Japan).

2.1.3 Zoom Scan (Cube Scan Averaging)

Zoom Scans are used to assess the peak spatial SAR values within a cubic averaging volume containing 1 g and 10 g of simulated tissue. A density of 1000 kg/m^3 is used to represent the head and body tissue density and not the phantom liquid density, in order to be consistent with the definition of the liquid dielectric properties, i.e. the side length of the 1 g cube is 10mm, with the side length of the 10 g cube 21,5mm.

The zoom scan integer steps can be user defined so as to reduce uncertainty, but normal practice for typical test applications (including FCC) utilize a physical step of 5x5x7 (8mmx8mmx5mm) providing a volume of 32mm in the X & Y axis, and 30mm in the Z axis.

2.1.4 Uncertainty of Inter-/Extrapolation and Averaging

In order to evaluate the uncertainty of the interpolation, extrapolation and averaged SAR calculation algorithms of the Postprocessor, DASY5 allows the generation of measurement grids which are artificially predefined by analytically based test functions. Therefore, the grids of area scans and zoom scans can be filled with uncertainty test data, according to the SAR benchmark functions of IEEE 1528.The three analytical functions shown in equations as below are used to describe the possible range of the expected SAR distributions for the tested handsets. The field gradients are covered by the spatially flat

distribution f1, the spatially steep distribution f3 and f2 accounts for H-field cancellation on the phantom/tissue surface.

$$f_1(x,y,z) = Ae^{-\frac{z}{2a}} \cos^2\left(\frac{\pi}{2}\frac{\sqrt{x'^2+y'^2}}{5a}\right)$$

$$f_2(x,y,z) = Ae^{-\frac{z}{a}} \frac{a^2}{a^2+x'^2}\left(3-e^{-\frac{2z}{a}}\right)\cos^2\left(\frac{\pi}{2}\frac{y'}{3a}\right)$$

$$f_3(x,y,z) = A\frac{a^2}{\frac{a^2}{4}+x'^2+y'^2}\left(e^{-\frac{2z}{a}}+\frac{a^2}{2(a+2z)^2}\right)$$

2.2 DASY5 E-Field Probe

The SAR measurement is conducted with the dosimetric probe manufactured by SPEAG. The probe is specially designed and calibrated for use in liquid with high permittivity. The dosimetric probe has special calibration in liquid at different frequency.

SPEAG conducts the probe calibration in compliance with international and national standards (e.g. IEEE 1528, EN 62209-1, IEC 62209, etc.) under ISO 17025. The calibration data are in Appendix D**.**

2.2.1 Isotropic E-Field Probe Specification

Model	Ex3DV4	
Construction	Symmetrical design with triangular core Built-in shielding against static charges PEEK enclosure material (resistant to organic solvents, e.g., DGBE)	
Frequency	10 MHz to 6 GHz Linearity: ± 0.2 dB (30 MHz to 6 GHz)	
Directivity	± 0.3 dB in HSL (rotation around probe axis) ± 0.5 dB in tissue material (rotation normal to probe axis)	
Dynamic Range	10 μW/g to 100 mW/g Linearity: ± 0.2 dB (noise: typically < 1 μW/g)	
Dimensions	Overall length: 330 mm (Tip: 20 mm) Tip diameter: 2.5 mm (Body: 12 mm) Typical distance from probe tip to dipole centers: 1 mm	
Application	High precision dosimetric measurements in any exposure scenario (e.g., very strong gradient fields). Only probe which enables compliance testing for frequencies up to 6 GHz with precision of better 30%.	

2.3 Boundary Detection Unit and Probe Mounting Device

The DASY probes use a precise connector and an additional holder for the probe, consisting of a plastic tube and a flexible silicon ring to center the probe. The connector at the DAE is flexibly mounted and held in the default position with magnets and springs. Two switching systems in the connector mount detect frontal and lateral probe collisions and trigger the necessary software response.

2.4 DATA Acquisition Electronics (DAE) and Measurement Server

The data acquisition electronics (DAE) consists of a highly sensitive electrometer-grade preamplifier with auto-zeroing, a channel and gain-switching multiplexer, a fast 16 bit AD-converter and a command decoder and control logic unit.

Transmission to the measurement server is accomplished through an optical downlink for data and status information as well as an optical uplink for commands and the clock.

The input impedance of the DAE4 is 200M Ohm; the inputs are symmetrical and floating. Common mode rejection is above 80dB.



The DASY5 measurement server is based on a PC/104 CPU board with a 400MHz intel ULV Celeron, 128MB chipdisk and 128MB RAM. The necessary circuits for communication with the DAE electronics box, as well as the 16 bit AD converter system for optical detection and digital I/O interface are contained on the DASY5 I/O board, which is directly connected to the PC/104 bus of the CPU board.

2.5 Robot

The DASY5 system uses the high precision robots TX90 XL type out of the newer series from Stäubli SA (France). For the 6-axis controller DASY5 system, the CS8C robot controller version from Stäubli is used.
The XL robot series have many features that are important for our application:

- High precision (repeatability 0.02 mm)
- High reliability (industrial design)
- Jerk-free straight movements
- Low ELF interference (the closed metallic construction shields against motor control fields)
- 6-axis controller

2.6 Light Beam Unit

The light beam switch allows automatic "tooling" of the probe. During the process, the actual position of the probe tip with respect to the robot arm is measured, as well as the probe length and the horizontal probe offset. The software then corrects all movements, such that the robot coordinates are valid for the probe tip.
The repeatability of this process is better than 0.1 mm. If a position has been taught with an aligned probe, the same position will be reached with another aligned probe within 0.1 mm, even if the other probe has different dimensions. During probe rotations, the probe tip will keep its actual position.

2.7 Device Holder

The DASY5 device holder is designed to cope with different positions given in the standard. It has two scales for the device rotation (with respect to the body axis) and the device inclination (with respect to the line between the ear reference points). The rotation center for both scales is the ear reference point (EPR).

Thus the device needs no repositioning when changing the angles.

The DASY5 device holder has been made out of low-loss POM material having the following dielectric parameters: relative permittivity εr =3 and loss tangent δ = 0.02. The amount of dielectric material has been reduced in the closest vicinity of the device, since measurements have suggested that the influence of the clamp on the test results could thus be lowered.

2.8 SAM Twin Phantom

The SAM twin phantom is a fiberglass shell phantom with 2mm shell thickness (except the ear region where shell thickness increases to 6mm). It has three measurement areas:

- Left head
- Right head
- Flat phantom

The bottom plate contains three pair of bolts for locking the device holder. The device holder positions are adjusted to the standard measurement positions in the three sections. A white cover is provided to tap the phantom during off-periods to prevent water evaporation and changes in the liquid parameters. On the phantom top, three reference markers are provided to identify the phantom position with respect to the robot.

3. Tissue Simulating Liquid

3.1 The composition of the tissue simulating liquid

INGREDIENT (% Weight)	2450MHz Head	2450MHz Body	5200MHz Body	5800MHz Body
Water	46.7	73.2	76	75.68
Salt	0.00	0.04	0.00	0.43
Sugar	0.00	0.00	0.00	0.00
HEC	0.00	0.00	0.00	0.00
Preventol	0.00	0.00	0.00	0.00
DGBE	53.3	26.7	4.44	4.42
Triton X-100	46.7	--	28.99	--

3.2 Tissue Calibration Result

The dielectric parameters of the liquids were verified prior to the SAR evaluation using APREL Dielectric Probe Kit and Agilent E5071C Vector Network Analyzer.

Body Tissue Simulate Measurement				
Frequency [MHz]	Description	Dielectric Parameters		Tissue Temp. [°C]
		ε_r	σ [s/m]	
2450 MHz	Reference result ± 5% window	52.7 50.065 to 55.335	1.95 1.8525 to 2.0475	N/A
	15-Mar-16	52.50	1.96	21.1
2412 MHz	Low channel	52.63	1.90	21.1
2437 MHz	Mid channel	52.55	1.94	21.1
2462 MHz	High channel	52.46	1.98	21.1

Body Tissue Simulate Measurement				
Frequency [MHz]	Description	Dielectric Parameters		Tissue Temp. [°C]
		ε r	σ [s/m]	
5200MHz	Reference result ± 5% window	49 46.55 to 51.45	5.3 5.03 to 5.56	N/A
	16-Mar-16	49.15	5.31	20.9
5210 MHz	Low channel	49.13	5.33	20.9
5220 MHz	Mid channel	49.10	5.35	20.9
5240 MHz	High channel	49.02	5.38	20.9

Body Tissue Simulate Measurement				
Frequency [MHz]	Description	Dielectric Parameters		Tissue Temp. [°C]
		ε r	σ [s/m]	
5300MHz	Reference result ± 5% window	48.9 46.45 to 51.34	5.42 5.15 to 5.69	N/A
	17-Mar-16	48.87	5.46	20.9
5260 MHz	Low channel	48.99	5.41	20.9
5280 MHz	Mid channel	48.93	5.45	20.9
5320 MHz	High channel	48.83	5.50	20.9

Body Tissue Simulate Measurement				
Frequency [MHz]	Description	Dielectric Parameters		Tissue Temp. [°C]
		ε r	σ [s/m]	
5600MHz	Reference result ± 5% window	48.5 46.07 to 50.92	5.77 5.48 to 6.06	N/A
	18-Mar-16	48.09	5.92	20.9
5500 MHz	Low channel	48.22	5.85	20.9
5580 MHz	Mid channel	48.14	5.90	20.9
5700 MHz	High channel	47.83	6.04	20.9

Body Tissue Simulate Measurement				
Frequency [MHz]	Description	Dielectric Parameters		Tissue Temp. [°C]
		ε r	σ [s/m]	
5800MHz	Reference result ± 5% window	48.2 45.79 to 50.61	6 5.7 to 6.3	N/A
	19-Mar-16	47.57	6.23	20.9
5710 MHz	Low channel	47.79	6.06	20.9
5775 MHz	Mid channel	47.63	6.19	20.9
5825 MHz	High channel	47.50	6.27	20.9

3.3 Tissue Dielectric Parameters for Head and Body Phantoms

The head tissue dielectric parameters recommended by the IEEE SCC-34/SC-2 in P1528 have been incorporated in the following table. These head parameters are derived from planar layer models simulating the highest expected SAR for the dielectric properties and tissue thickness variations in a human head. Other head and body tissue parameters that have not been specified in P1528 are derived from the tissue dielectric parameters computed from the 4-Cole-Cole equations described in Reference [12] and extrapolated according to the head parameters specified in P1528.

Target Frequency	Head		Body	
(MHz)	ε_r	σ (S/m)	ε_r	σ (S/m)
150	52.3	0.76	61.9	0.80
300	45.3	0.87	58.2	0.92
450	43.5	0.87	56.7	0.94
835	41.5	0.90	55.2	0.97
900	41.5	0.97	55.0	1.05
915	41.5	0.98	55.0	1.06
1450	40.5	1.20	54.0	1.30
1610	40.3	1.29	53.8	1.40
1800 – 2000	40.0	1.40	53.3	1.52
2450	39.2	1.80	52.7	1.95
3000	38.5	2.40	52.0	2.73
5800	35.3	5.27	48.2	6.00

(ε_r = relative permittivity, σ = conductivity and ρ = 1000 kg/m^3)

4. SAR Measurement Procedure

4.1 SAR System Check

4.1.1 Dipoles

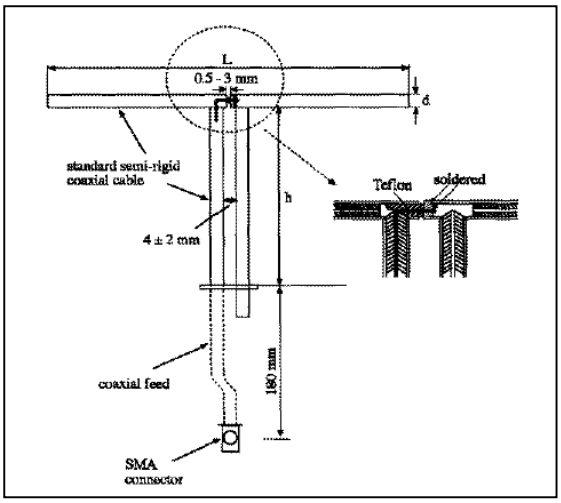

The dipoles used is based on the IEEE-1528 standard, and is complied with mechanical and electrical specifications in line with the requirements of both IEEE and FCC Supplement C. the table below provides details for the mechanical and electrical specifications for the dipoles.

Frequency	L (mm)	h (mm)	d (mm)
2450MHz	53.5	30.4	3.6
5200M~5800MHz	20.6	45.4	3.6

4.1.2 System Check Result

System Performance Check at 2450MHz

Dipole Kit: D2450V2

Frequency [MHz]	Description	SAR [w/kg] 1g	SAR [w/kg] 10g	Tissue Temp. [°C]
2450 MHz	Reference result ± 10% window	51.80 46.62 to 56.98	24.00 21.6 to 26.4	N/A
	15-Mar-16	53.6	25.4	21.1

Note: (1) The power level is used 250mW
(2) All SAR values are normalized to 1W forward power.
(3) The reference result is from Appendix E.

System Performance Check at 5200MHz Dipole Kit: D5GHzV2				
Frequency [MHz]	Description	SAR [w/kg] 1g	SAR [w/kg] 10g	Tissue Temp. [°C]
5200 MHz	Reference result ± 10% window	73.8 66.42 to 81.18	20.6 18.54 to 22.66	N/A
	16-Mar-16	75.6	22.2	20.9
Note: (1) The power level is used 100mW (2) All SAR values are normalized to 1W forward power. (3) The reference result is from Appendix E.				

System Performance Check at 5300MHz Dipole Kit: D5GHzV2				
Frequency [MHz]	Description	SAR [w/kg] 1g	SAR [w/kg] 10g	Tissue Temp. [°C]
5300 MHz	Reference result ± 10% window	73.9 66.51 to 81.29	20.6 18.54 to 22.66	N/A
	17-Mar-16	79.1	21.1	20.9
Note: (1) The power level is used 100mW (4) All SAR values are normalized to 1W forward power. (5) The reference result is from Appendix E.				

System Performance Check at 5600MHz Dipole Kit: D5GHzV2				
Frequency [MHz]	Description	SAR [w/kg] 1g	SAR [w/kg] 10g	Tissue Temp. [°C]
5600 MHz	Reference result ± 10% window	78.6 70.74 to 86.46	21.7 19.53 to 23.87	N/A
	18-Mar-16	85.4	22.1	20.9
Note: (1) The power level is used 100mW (6) All SAR values are normalized to 1W forward power. (7) The reference result is from Appendix E.				

System Performance Check at 5800MHz Dipole Kit: D5GHzV2				
Frequency [MHz]	Description	SAR [w/kg] 1g	SAR [w/kg] 10g	Tissue Temp. [°C]
5800 MHz	Reference result ± 10% window	76.7 69.03 to 84.37	21.2 19.08 to 23.32	N/A
	19-Mar-16	80.6	22.5	20.9
Note: (1) The power level is used 100mW (2) All SAR values are normalized to 1W forward power. (3) The reference result is from Appendix E.				

4.2 SAR Measurement Procedure

The Dasy5 calculates SAR using the following equation,

$$SAR = \frac{\sigma |E|^2}{\rho}$$

σ: represents the simulated tissue conductivity

ρ: represents the tissue density

The EUT is set to transmit at the required power in line with product specification, at each frequency relating to the LOW, MID, and HIGH channel settings.

Pre-scans are made on the device to establish the location for the transmitting antenna, using a large area scan in either air or tissue simulation fluid.

The EUT is placed against the Universal Phantom where the maximum area scan dimensions are larger than the physical size of the resonating antenna. When the scan size is not large enough to cover the peak SAR distribution, it is modified by either extending the area scan size in both the X and Y directions, or the device is shifted within the predefined area.

The area scan is then run to establish the peak SAR location (interpolated resolution set at $1mm^2$)which is then used to orient the center of the zoom scan. The zoom scan is then executed and the 1g and 10g averages are derived from the zoom scan volume (interpolated resolution set at $1mm^3$).

5. SAR Exposure Limits

SAR assessments have been made in line with the requirements of IEEE-1528, FCC Supplement C, and comply with ANSI/IEEE C95.1-1992 “Uncontrolled Environments” limits. These limits apply to a location which is deemed as “Uncontrolled Environment” which can be described as a situation where the general public may be exposed to an RF source with no prior knowledge or control over their exposure.

Limits for General Population/Uncontrolled Exposure (W/kg)

Type Exposure	Uncontrolled Environment Limit
Spatial Peak SAR (1g cube tissue for brain or body)	**1.60 W/kg**
Spatial Average SAR (whole body)	**0.08 W/kg**
Spatial Peak SAR (10g for hands, feet, ankles and wrist)	**4.00 W/kg**

6. Test Equipment List

Instrument	Manufacturer	Model No.	Serial No.	Last Calibration	Next Calibration
Stäubli Robot TX60L	Stäubli	TX60L	F09/5BL1A1/A06	2009/05/18	only once
Controller	Speag	CS8c	N/A	2009/05/18	only once
Aprel Reference Dipole 2450MHz	Aprel	D2450V2	930	2014/11/19	2016/11/18
Speag Reference Dipole 5GHz	Speag	D5GHzV2	1041	2015/05/22	2017/05/21
SAM Twin Phantom	Speag	QD000 P40 CA	Tp 1515	N/A	N/A
Device Holder	Speag	N/A	N/A	N/A	N/A
Data Acquisition Electronic	Speag	DAE4	1207	2015/11/20	2016/11/19
E-Field Probe	Speag	EX3DV4	3698	2015/11/24	2016/11/23
SAR Software	Speag	DASY52	V52.8 (8)	N/A	N/A
Aprel Dipole Spaccer	Aprel	ALS-DS-U	QTK-295	N/A	N/A
Power Amplifier	Mini-Circuit	ZHL-42	D051404-20	N/A	N/A
Directional Coupler	Agilent	778D-012	50550	N/A	N/A
Vector Network	Agilent	E5071C	MY46108013	2015/03/30	2016/03/28
Signal Generator	Anritsu	MG3694A	041902	2015/08/14	2016/08/12
Power Meter	Anritsu	ML2487A	6K00001447	2015/09/17	2016/09/16
Wide Bandwidth Sensor	Anritsu	MA2411B	1339194	2015/09/17	2016/09/16

Note:

Per KDB 865664 D01 requirements for dipole calibration, the following are recommended FCC procedures for SAR dipole calibration.

1. After a dipole is damaged and properly repaired to meet required specifications

2. When the measured SAR deviates from the calibrated SAR value by more than 10% due to changes in physical, mechanical, electrical or other relevant dipole conditions;

3. When the most recent return-loss, measured at least annually, deviates by more than 20% from the previous measurement (i.e. 0.2 of the dB value) or not meeting the required -20 dB return-loss specification

	Frequency	Tissue	Return loss	Limit	Verified Date
Calibration	2450	Body	-29.4dB	Within 20%	2015.11.29
Measurement	2450	Body	-27.85dB		

4. When the most recent measurement of the real or imaginary parts of the impedance, measured at least annually, deviates by more than 5 Ω from the previous measurement

	Frequency	Tissue	Impedance	Limit	Verified Date
Calibration	2450	Body	51	Within 5Ω	2015.11.29
Measurement	2450	Body	49.5		

7. Measurement Uncertainty

DASY5 Uncertainty(According to IEEE 1528-2013) Measurement uncertainty for 30 MHz to 3 GHz								
Error Description	Uncert. value	Prob. Dist.	Div.	(c_i) 1g	(c_i) 10g	Std. Unc. (1g)	Std. Unc. (10g)	(v_i) v_{eff}
Measurement System								
Probe Calibration	±6%	N	1	1	1	±6.0%	±6.0%	∞
Axial Isotropy	±4.7%	R	$\sqrt{3}$	0.7	0.7	±1.9%	±1.9%	∞
Hemispherical Isotropy	±9.6%	R	$\sqrt{3}$	0.7	0.7	±3.9%	±3.9%	∞
Boundary Effects	±1.0%	R	$\sqrt{3}$	1	1	±0.6%	±0.6%	∞
Linearity	±4.7%	R	$\sqrt{3}$	1	1	±2.7%	±2.7%	∞
System Detection Limits	±1.0%	R	$\sqrt{3}$	1	1	±0.6%	±0.6%	∞
Modulation Response	±2.4%	R	$\sqrt{3}$	1	1	±1.4%	±1.4%	∞
Readout Electronics	±0.3%	N	1	1	1	±0.3%	±0.3%	∞
Response Time	±0.8%	R	$\sqrt{3}$	1	1	±0.5%	±0.5%	∞
Integration Time	±2.6%	R	$\sqrt{3}$	1	1	±1.5%	±1.5%	∞
RF Ambient Noise	±3.0%	R	$\sqrt{3}$	1	1	±1.7%	±1.7%	∞
RF Ambient Reflections	±3.0%	R	$\sqrt{3}$	1	1	±1.7%	±1.7%	∞
Probe Positioner	±0.4%	R	$\sqrt{3}$	1	1	±0.2%	±0.2%	∞
Probe Positioning	±2.9%	R	$\sqrt{3}$	1	1	±1.7%	±1.7%	∞
Max. SAR Eval.	±4.0%	R	$\sqrt{3}$	1	1	±1.2%	±1.2%	∞
Test Sample Related								
Device Positioning	±2.9%	N	1	1	1	±2.9%	±2.9%	145
Device Holder	±3.6%	N	1	1	1	±3.6%	±3.6%	5
Power Drift	±5.0%	R	$\sqrt{3}$	1	1	±2.9%	±2.9%	∞
Power Scaling	±0%	R	$\sqrt{3}$	1	1	±0.0%	±0.0%	
Phantom and Setup								
Phantom Uncertainty	±6.1%	R	$\sqrt{3}$	1	1	±3.5%	±3.5%	∞
SAR correction	±1.9%	R	$\sqrt{3}$	1	0.84	±1.1%	±0.9%	∞
Liquid Conductivity (meas.)	±2.5%	R	$\sqrt{3}$	0.78	0.71	±1.1%	±1.0%	∞
Liquid Permittivity (meas.)	±2.5%	R	$\sqrt{3}$	0.26	0.26	±0.3%	±0.4%	∞
Temp. unc. - Conductivity	±3.4%	R	$\sqrt{3}$	0.78	0.71	±1.5%	±1.4%	∞
Temp. unc. - Permittivity	±0.4%	R	$\sqrt{3}$	0.23	0.26	±0.1%	±0.1%	∞
Combined Std. Uncertainty						±11.2%	±11.1%	361
Expanded STD Uncertainty						±22.3%	±22.2%	

DASY5 Uncertainty(According to IEEE 1528-2013) Measurement uncertainty for 3GHz to 6 GHz								
Error Description	Uncert. value	Prob. Dist.	Div.	(c_i) 1g	(c_i) 10g	Std. Unc. (1g)	Std. Unc. (10g)	(v_i) v_{eff}
Measurement System								
Probe Calibration	±6.55%	N	1	1	1	±6.55%	±6.55%	∞
Axial Isotropy	±4.7%	R	$\sqrt{3}$	0.7	0.7	±1.9%	±1.9%	∞
Hemispherical Isotropy	±9.6%	R	$\sqrt{3}$	0.7	0.7	±3.9%	±3.9%	∞
Boundary Effects	±2.0%	R	$\sqrt{3}$	1	1	±1.2%	±1.2%	∞
Linearity	±4.7%	R	$\sqrt{3}$	1	1	±2.7%	±2.7%	∞
System Detection Limits	±1.0%	R	$\sqrt{3}$	1	1	±0.6%	±0.6%	∞
Modulation Response	±2.4%	R	$\sqrt{3}$	1	1	±1.4%	±1.4%	∞
Readout Electronics	±0.3%	N	1	1	1	±0.3%	±0.3%	∞
Response Time	±0.8%	R	$\sqrt{3}$	1	1	±0.5%	±0.5%	∞
Integration Time	±2.6%	R	$\sqrt{3}$	1	1	±1.5%	±1.5%	∞
RF Ambient Noise	±3.0%	R	$\sqrt{3}$	1	1	±1.7%	±1.7%	∞
RF Ambient Reflections	±3.0%	R	$\sqrt{3}$	1	1	±1.7%	±1.7%	∞
Probe Positioner	±0.8%	R	$\sqrt{3}$	1	1	±0.5%	±0.5%	∞
Probe Positioning	±6.7%	R	$\sqrt{3}$	1	1	±3.9%	±3.9%	∞
Post-processing	±4.0%	R	$\sqrt{3}$	1	1	±2.3%	±2.3%	∞
Test Sample Related								
Device Positioning	±2.9%	N	1	1	1	±2.9%	±2.9%	145
Device Holder	±3.6%	N	1	1	1	±3.6%	±3.6%	5
Power Drift	±5.0%	R	$\sqrt{3}$	1	1	±2.9%	±2.9%	∞
Power Scaling	±0%	R	$\sqrt{3}$	1	1	±0.0%	±0.0%	
Phantom and Setup								
Phantom Uncertainty	±6.6%	R	$\sqrt{3}$	1	1	±3.8%	±3.8%	∞
SAR correction	±1.9%	R	$\sqrt{3}$	1	1	±1.1%	±0.9%	∞
Liquid Conductivity (meas.)	±2.5%	R	$\sqrt{3}$	1	0.84	±1.1%	±1.0%	∞
Liquid Permittivity (meas.)	±2.5%	R	$\sqrt{3}$	0.26	0.26	±0.3%	±0.4%	∞
Temp. unc. - Conductivity	±3.4%	R	$\sqrt{3}$	0.78	0.71	±1.5%	±1.4%	∞
Temp. unc. - Permittivity	±0.4%	R	$\sqrt{3}$	0.23	0.26	±0.1%	±0.1%	∞
Combined Std. Uncertainty						±12.3%	±12.2%	748
Expanded STD Uncertainty						±24.6%	±24.5%	

8. Conducted Power Measurement (Including tolerance allowed for production unit)

Touch Sku Power :

Main –SISOB/Port 2																		
	Mode	BW	15.247 (2.4GHz)			U-NII-1 (5150~5250MHz)			U-NII-2A (5250~5350MHz)			U-NII-2C (5470~5725MHz)			U-NII-3 (5725~5850MHz)		
			CH	Max	Power	CH	Max	Power	CH	Max	Power	CH	Max	Power	CH	Max	Power
DSSS/OFDM mode specified maximum output power at an antenna port	b	20	3	20	19.93												
			6	20	19.95												
			8	20	19.96												
	g	20	3	20	20.00												
			6	20	19.98												
			8	20	19.96												
	a	20				36	18.5	18.48	52	20	19.99	100	17.5	17.48	140	16.5	16.50
						40	20	19.98	56	20	19.98	104	20	19.96	144	20	19.98
						44	20	19.95	60	20	19.96	108	20	19.97	149	20	20.00
						48	20	19.98	64	17.5	17.47	112	20	20.00	153	20	19.93
												116	20	19.94	157	20	19.99
												120	20	19.98	161	20	19.95
												124	20	20.00	165	20	19.93
												128	20	19.99			
												132	20	19.99			
												136	20	19.94			
	n/ac (HT)	20	3	20	19.98	36	18.5	18.53	52	20	19.97	100	17.5	17.46	140	16.5	16.48
			6	20	19.97	40	20	19.93	56	20	19.93	104	20	20.00	144	20	19.98
			8	20	19.99	44	20	20.00	60	20	19.95	108	20	19.95	149	20	20.00
						48	20	19.96	64	17.5	17.49	112	20	19.99	153	20	19.94
												116	20	20.00	157	20	19.97
												120	20	19.99	161	20	19.96
												124	20	19.98	165	20	19.99
												128	20	20.00			
												132	20	19.91			
												136	20	19.97			
		40	5	18	17.93	38	17	17.00	54	20	19.95	102	15	14.93	134	16	15.47
			6	17.5	17.47	46	20	19.98	62	13.5	13.44	110	17.5	17.43	142	20	19.99
			7	16.5	16.47							118	20	19.98	151	20	19.95
												126	20	19.96	159	20	20.00
	ac(VHT)	80				42	15	14.96	58	10	9.99	106	14	14.00	138	18	18.00
												122	20	19.99	155	18.5	18.42

Touch Sku Power :

Aux-SISOA/Port 1																	
	Mode	BW	15.247 (2.4GHz)			U-NII-1 (5150~5250MHz)			U-NII-2A (5250~5350MHz)			U-NII-2C (5470~5725MHz)			U-NII-3 (5725~5850MHz)		
			CH	Max	Power	CH	Max	Power	CH	Max	Power	CH	Max	Power	CH	Max	Power
DSSS/OFDM mode specified maximum output power at an antenna port	b	20	3	17.5	17.46												
			6	17.5	17.49												
			8	17.5	17.48												
	g	20	3	20	19.99												
			6	20	19.94												
			8	20	19.99												
	a	20				36	18.5	18.48	52	20	19.99	100	17.5	17.47	140	15.5	15.49
						40	20	19.94	56	20	19.96	104	20	19.98	144	20	19.98
						44	20	19.94	60	20	19.90	108	20	19.97	149	20	19.95
						48	20	19.98	64	16.5	16.47	112	20	19.95	153	20	19.95
												116	20	19.93	157	20	19.98
												120	20	19.98	161	20	19.99
												124	20	20.00	165	20	19.98
												128	20	19.99			
												132	20	19.98			
												136	20	19.96			
	n(HT)	20	3	20	19.97	36	18.5	18.50	52	20	19.97	100	17.5	17.45	140	15.5	15.48
			6	20	19.99	40	20	19.97	56	20	19.95	104	20	19.99	144	20	20.00
			8	20	19.98	44	20	20.00	60	20	19.98	108	20	19.98	149	20	19.96
						48	20	19.99	64	16.5	16.49	112	20	19.96	153	20	19.97
												116	20	19.97	157	20	19.96
												120	20	19.98	161	20	19.98
												124	20	19.95	165	20	19.99
												128	20	19.96			
												132	20	19.97			
												136	20	19.96			
		40	5	18.5	18.47	38	16	15.96	54	20	19.99	102	14	13.96	134	16	15.95
			6	17	16.98	46	20	19.94	62	13	12.99	110	17.5	17.47	142	20	19.98
			7	15.5	15.48							118	20	19.98	151	20	19.90
												126	20	19.99	159	20	19.95
	ac(VHT)	80				42	14	13.93	58	12	11.96	106	13	12.96	138	18	17.93
												122	20	19.96	155	18.5	18.41

Non-Touch Sku Power :

Main –SISOB/Port 2																	
	Mode	BW	15.247 (2.4GHz)			U-NII-1 (5150~5250MHz)			U-NII-2A (5250~5350MHz)			U-NII-2C (5470~5725MHz)			U-NII-3 (5725~5850MHz)		
			CH	Max	Power	CH	Max	Power	CH	Max	Power	CH	Max	Power	CH	Max	Power
DSSS/OFDM mode specified maximum output power at an antenna port	b	20	3	20	20.00												
			6	20	19.88												
			8	20	19.97												
	g	20	3	20	19.92												
			6	20	19.93												
			8	20	20.00												
	a	20				36	18.5	18.47	52	20	19.95	100	17.5	17.45	140	16.5	16.47
						40	20	19.99	56	20	19.90	104	20	19.98	144	20	19.84
						44	20	19.96	60	20	19.86	108	20	19.99	149	20	19.98
						48	20	19.98	64	17.5	17.44	112	20	19.96	153	20	19.97
												116	20	19.97	157	20	19.99
												120	20	19.92	161	20	19.97
												124	20	19.97	165	20	20.00
												128	20	19.91			
												132	20	19.99			
												136	20	19.96			
	n(HT)	20	3	20	19.98	36	18.5	18.33	52	20	19.86	100	17.5	17.40	140	16.5	16.46
			6	20	19.99	40	20	19.96	56	20	19.97	104	20	19.98	144	20	19.98
			8	20	19.97	44	20	19.92	60	20	19.96	108	20	19.99	149	20	19.85
						48	20	19.88	64	17.5	17.37	112	20	19.98	153	20	19.96
												116	20	19.93	157	20	19.94
												120	20	20.00	161	20	19.93
												124	20	19.88	165	20	19.99
												128	20	19.97			
												132	20	19.86			
												136	20	19.96			
		40	5	18	17.97	38	17	16.98	54	20	19.92	102	15	15.00	134	16	15.99
			6	17.5	17.50	46	20	19.95	62	13.5	13.37	110	17.5	17.48	142	20	19.99
			7	16.5	16.48							118	20	19.97	151	20	19.98
												126	20	19.95	159	20	19.83
	ac(VHT)	80				42	15	14.98	58	10	9.97	106	14	13.96	138	18	18.00
												122	20	19.85	155	18.5	18.49

Non-Touch Sku Power :

Aux-SISOA/Port 1																	
	Mode	BW	15.247 (2.4GHz)			U-NII-1 (5150~5250MHz)			U-NII-2A (5250~5350MHz)			U-NII-2C (5470~5725MHz)			U-NII-3 (5725~5850MHz)		
			CH	Max	Power	CH	Max	Power	CH	Max	Power	CH	Max	Power	CH	Max	Power
DSSS/OFDM mode specified maximum output power at an antenna port	b	20	3	17.5	17.49												
			6	17.5	17.50												
			8	17.5	17.42												
	g	20	3	20	19.99												
			6	20	19.90												
			8	20	19.98												
	a	20				36	18.5	18.45	52	20	19.99	100	17.5	17.41	140	15.5	15.47
						40	20	20.00	56	20	19.99	104	20	19.99	144	20	19.98
						44	20	20.00	60	20	19.96	108	20	20.00	149	20	19.86
						48	20	19.92	64	16.5	16.40	112	20	19.95	153	20	19.99
												116	20	19.94	157	20	19.97
												120	20	19.95	161	20	19.84
												124	20	19.99	165	20	19.99
												128	20	19.92			
												132	20	19.94			
												136	20	19.97			
	n(HT)	20	3	20	19.98	36	18.5	18.39	52	20	19.90	100	17.5	17.41	140	15.5	15.37
			6	20	19.96	40	20	19.91	56	20	19.94	104	20	19.90	144	20	19.94
			8	20	19.93	44	20	19.96	60	20	19.96	108	20	19.88	149	20	19.99
						48	20	19.96	64	16.5	15.43	112	20	19.98	153	20	19.95
												116	20	19.99	157	20	20.00
												120	20	19.97	161	20	19.97
												124	20	19.96	165	20	19.95
												128	20	19.98			
												132	20	19.97			
												138	20	19.97			
		40	5	18.5	18.45	38	16	15.94	54	20	20.00	102	14	13.97	134	16	15.89
			6	17	17.00	46	20	20.00	62	13	12.89	110	17.5	17.46	142	20	19.87
			7	15.5	15.48							118	20	19.85	151	20	19.91
												126	20	19.94	159	20	19.92
	ac(VHT)	80				42	14	14.00	58	12	11.98	106	13	12.96	138	18	17.88
												122	20	19.89	155	18.5	18.42

9. Test Results

9.1 SAR Test Results Summary

TEST SKU: TOUCH								
SAR MEASUREMENT								
Ambient Temperature (°C) : 23.4 ±2					Relative Humidity (%): 53			
Liquid Temperature (°C) : 21.1 ±2					Depth of Liquid (cm):>15			
Test Mode: 802.11b - 2450 MHz – Aux, SISO A (PORT 1)								
Test Position Body	Antenna Position	Frequency		Conducted Power (dBm)		**SAR** 1g (W/kg)		Limit (W/kg)
		Channel	MHz	Measurement	Tune-up Limit	Measurement	Tune-up Scaled	
Bottom	Fixed	8	2447	17.5	17.5	0.6	0.6	1.6
Test Mode: 802.11b - 2450 MHz – Main, SISO B (PORT 2)								
Bottom	Fixed	3	2422	19.93	20	1.28	1.30	1.6
Bottom	Fixed	6	2437	19.95	20	1.17	1.18	1.6
Bottom	Fixed	8	2447	19.96	20	1.36	1.37	1.6
Test Mode: 802.11g - 2450 MHz – Aux, SISO A (PORT 1)								
Bottom	Fixed	6	2437	19.94	20	1	1.01	1.6
Test Mode: 802.11g - 2450 MHz – Main, SISO B (PORT 2)								
Bottom	Fixed	3	2422	19.98	20	1.4	1.41	1.6
Bottom	Fixed	6	2437	20.00	20	1.44	**1.44**	1.6
Bottom	Fixed	8	2447	19.99	20	1.29	1.29	1.6
Test Mode: 802.11n (40M)- 2450 MHz – Aux, SISO A (PORT 1)								
Bottom	Fixed	5	2432	18.47	18.5	0.583	0.587	1.6
Test Mode: 802.11n (40M)- 2450 MHz – Main, SISO B (PORT 2)								
Bottom	Fixed	5	2432	17.93	18	0.736	0.748	1.6
Test Mode: BT-1M								
Bottom	Fixed	39	2441	8.02	10	0.047	0.074	1.6

Note : 1. When the highest reported SAR for DSSS is adjusted by the ratio of OFDM to DSSS specified maximum output power and the adjusted SAR is ≤ 1.2 W/kg, SAR is not required.

2. When the reported SAR of the highest measured maximum output power channel for the exposure configuration is ≤ 0.8 W/kg, no further SAR testing is required for 802.11b DSSS in that exposure configuration.

TEST SKU: NON TOUCH

SAR MEASUREMENT

Ambient Temperature (°C) : 23.4 ±2 Relative Humidity (%): 53

Liquid Temperature (°C) : 21.1 ±2 Depth of Liquid (cm):>15

Test Position Body	Antenna Position	Frequency		Conducted Power (dBm)		**SAR** 1g (W/kg)		Limit (W/kg)
		Channel	MHz	Measurement	Tune-up Limit	Measurement	Tune-up Scaled	
Test Mode: 802.11b - 2450 MHz – Aux, SISO A (PORT 1)								
Bottom	Fixed	6	2437	17.5	17.5	0.368	0.368	1.6
Test Mode: 802.11b - 2450 MHz – Main, SISO B (PORT 2)								
Bottom	Fixed	3	2422	20	20	1.07	1.07	1.6
Bottom	Fixed	6	2437	19.88	20	1.01	1.04	1.6
Bottom	Fixed	8	2447	19.97	20	1.02	1.03	1.6
Test Mode: 802.11g - 2450 MHz – Aux, SISO A (PORT 1)								
Bottom	Fixed	6	2437	19.90	20	0.647	0.647	1.6
Test Mode: 802.11g - 2450 MHz – Main, SISO B (PORT 2)								
Bottom	Fixed	3	2422	19.98	20	1.06	1.06	1.6
Bottom	Fixed	6	2437	19.99	20	1.03	1.03	1.6
Bottom	Fixed	8	2447	20	20	1.19	**1.19**	1.6
Test Mode: 802.11n (40M)- 2450 MHz – Aux, SISO A (PORT 1)								
Bottom	Fixed	5	2432	18.45	18.5	0.47	0.475	1.6
Test Mode: 802.11n (40M)- 2450 MHz – Main, SISO B (PORT 2)								
Bottom	Fixed	5	2432	17.97	18	0.675	0.68	1.6
Test Mode: BT-1M								
Bottom	Fixed	39	2441	8.12	10	0.07	0.108	1.6

Note : 1. When the highest reported SAR for DSSS is adjusted by the ratio of OFDM to DSSS specified maximum output power and the adjusted SAR is ≤ 1.2 W/kg, SAR is not required.

2. When the reported SAR of the highest measured maximum output power channel for the exposure configuration is ≤ 0.8 W/kg, no further SAR testing is required for 802.11b DSSS in that exposure configuration.

TEST SKU: TOUCH

SAR MEASUREMENT

Ambient Temperature (°C) : 21.6 ±2 Relative Humidity (%): 52

Liquid Temperature (°C) : 20.9 ±2 Depth of Liquid (cm):>15

Test Position Body	Antenna Position	Frequency		Conducted Power (dBm)		**SAR** 1g (W/kg)		Limit (W/kg)
		Channel	MHz	Measurement	Tune-up Limit	Measurement	Tune-up Scaled	
Test Mode: 802.11a -5GHz – Aux, SISO A (PORT 1)								
Bottom	Fixed	104	5520	19.98	20	0.615	0.618	1.6
Bottom	Fixed	108	5540	19.97	20	0.653	0.658	1.6
Bottom	Fixed	112	5560	19.95	20	0.705	0.716	1.6
Test Mode: 802.11a -5GHz – Main, SISO B (PORT 2)								
Bottom	Fixed	40	5200	19.98	20	0.868	0.875	1.6
Bottom	Fixed	104	5520	19.96	20	0.699	0.705	1.6
Bottom	Fixed	108	5540	19.97	20	0.654	0.659	1.6
Bottom	Fixed	112	5560	20	20	0.741	0.741	1.6
Test Mode: 802.11n (40M)-5GHz – Aux, SISO A (PORT 1)								
Bottom	Fixed	46	5230	19.94	20	0.629	0.638	1.6
Bottom	Fixed	54	5270	20	20	0.765	0.765	1.6
Bottom	Fixed	118	5590	20	20	0.747	0.747	1.6
Bottom	Fixed	126	5630	19.99	20	0.667	0.669	1.6
Bottom	Fixed	142	5710	19.98	20	0.474	0.476	1.6
Bottom	Fixed	151	5755	19.90	20	0.47	0.481	1.6
Bottom	Fixed	159	5795	19.95	20	0.404	0.409	1.6
Test Mode: 802.11n (40M)-5GHz – Main, SISO B (PORT 2)								
Bottom	Fixed	46	5230	19.98	20	1.13	1.135	1.6
Bottom	Fixed	54	5270	19.95	20	0.792	0.801	1.6
Bottom	Fixed	118	5590	19.98	20	1.03	1.035	1.6
Bottom	Fixed	126	5630	19.96	20	1.17	**1.181**	1.6
Bottom	Fixed	142	5710	19.99	20	0.954	0.956	1.6
Bottom	Fixed	151	5755	19.95	20	0.895	0.905	1.6
Bottom	Fixed	159	5795	20	20	1.05	1.05	1.6
Test Mode: 802.11ac (80M)-5GHz – Aux, SISO A (PORT 1)								
Bottom	Fixed	122	5610	19.96	20	0.805	0.812	1.6
Test Mode: 802.11ac (80M)-5GHz – Main, SISO B (PORT 2)								
Bottom	Fixed	122	5610	19.99	20	1.08	1.082	1.6

Note :
1. The largest channel bandwidth configuration is selected among the multiple configurations in a frequency band with the same specified maximum output power.
2. When multiple transmission modes (802.11 a/n/ac) have the same specified maximum output power, largest channel bandwidth, lowest order modulation and lowest data rate, the lowest order 802.11 mode is selected
3. When the reported SAR of the highest measured maximum output power channel for the exposure configuration is ≤ 0.8 W/kg, no further SAR testing is required in that exposure configuration.
4. When the reported SAR of the initial test configuration is > 0.8 W/kg, SAR measurement is required for subsequent next highest measured output power channel(s) in the initial test configuration until reported SAR is ≤ 1.2 W/kg or all required channels are tested.
5. If the highest reported SAR for a test configuration is ≤ 1.2 W/kg, SAR is not required for U-NII-1 band for that configuration (802.11 mode and exposure condition); otherwise, each band is tested independently for SAR.

TEST SKU: NON TOUCH

SAR MEASUREMENT

Ambient Temperature (°C) : 21.6 ±2 Relative Humidity (%): 52

Liquid Temperature (°C) : 20.9 ±2 Depth of Liquid (cm):>15

Test Position Body	Antenna Position	Frequency		Conducted Power (dBm)		**SAR** 1g (W/kg)		Limit (W/kg)
		Channel	MHz	Measurement	Tune-up Limit	Measurement	Tune-up Scaled	
Test Mode: 802.11a -5GHz – Aux, SISO A (PORT 1)								
Bottom	Fixed	104	5520	19.99	20	0.565	0.566	1.6
Bottom	Fixed	108	5540	20	20	0.650	0.650	1.6
Bottom	Fixed	112	5560	19.95	20	0.687	0.695	1.6
Test Mode: 802.11a -5GHz – Main, SISO B (PORT 2)								
Bottom	Fixed	104	5520	19.98	20	1.07	1.075	1.6
Bottom	Fixed	108	5540	19.99	20	1.06	1.062	1.6
Bottom	Fixed	112	5560	19.96	20	1.07	1.080	1.6
Bottom	Fixed	124	5620	19.97	20	1.29	1.299	1.6
Bottom	Fixed	128	5640	20	20	1.44	**1.440**	1.6
Bottom	Fixed	144	5720	19.84	20	1.17	1.214	1.6
Test Mode: 802.11n (40M)-5GHz – Aux, SISO A (PORT 1)								
Bottom	Fixed	46	5230	20	20	0.525	0.525	1.6
Bottom	Fixed	54	5270	20	20	0.451	0.451	1.6
Bottom	Fixed	118	5590	19.85	20	1	1.035	1.6
Bottom	Fixed	126	5630	19.94	20	0.957	0.970	1.6
Bottom	Fixed	142	5710	19.87	20	0.595	0.603	1.6
Bottom	Fixed	151	5755	19.91	20	0.587	0.599	1.6
Bottom	Fixed	159	5795	19.92	20	0.867	0.892	1.6
Test Mode: 802.11n (40M)-5GHz – Main, SISO B (PORT 2)								
Bottom	Fixed	46	5230	19.95	20	1.07	1.082	1.6
Bottom	Fixed	54	5270	19.92	20	1	1.019	1.6
Bottom	Fixed	118	5590	19.88	20	1.02	1.049	1.6
Bottom	Fixed	126	5630	19.95	20	1.25	1.264	1.6
Bottom	Fixed	142	5710	19.99	20	1.4	1.403	1.6
Bottom	Fixed	151	5755	19.98	20	1.09	1.095	1.6
Bottom	Fixed	159	5795	19.83	20	1.13	1.175	1.6
Test Mode: 802.11ac (80M)-5GHz – Aux, SISO A (PORT 1)								
Bottom	Fixed	122	5610	19.89	20	1	1.026	1.6
Test Mode: 802.11ac (80M)-5GHz – Main, SISO B (PORT 2)								
Bottom	Fixed	122	5610	19.85	20	1.01	1.045	1.6

Note :
1. The largest channel bandwidth configuration is selected among the multiple configurations in a frequency band with the same specified maximum output power.
2. When multiple transmission modes (802.11 a/n/ac) have the same specified maximum output power, largest channel bandwidth, lowest order modulation and lowest data rate, the lowest order 802.11 mode is selected
3. When the reported SAR of the highest measured maximum output power channel for the exposure configuration is ≤ 0.8 W/kg, no further SAR testing is required in that exposure configuration.
4. When the reported SAR of the initial test configuration is > 0.8 W/kg, SAR measurement is required for subsequent next highest measured output power channel(s) in the initial test configuration until reported SAR is ≤ 1.2 W/kg or all required channels are tested.
5. If the highest reported SAR for a test configuration is ≤ 1.2 W/kg, SAR is not required for U-NII-1 band for that configuration (802.11 mode and exposure condition); otherwise, each band is tested independently for SAR.

9.2 Simultaneous Transmission

9.2.1 Simultaneous transmission of MIMO in 802.11 Wi-Fi configurations

SKU: Touch

Frequency (GHz)	Test Position (Body)	WLAN Main SAR (W/Kg)	WLAN Aux SAR W/Kg)	Simultaneous Transmission (W/Kg)	Antenna pair in mm[*2]	Peak location separation ratio
2.4	Bottom	1.44	1.01	2.48	123.2	0.031[*1]
5	Bottom	1.181	0.812	1.946	124.6	0.022[*1]

Note : (1)The sum of value is less than 1.6W/Kg or the ratio is determined by $(SAR1 + SAR2)^{1.5}/Ri$, rounded to two decimal digits, and must be ≤ 0.04 for all antenna pairs in the configuration to qualify for SAR test exclusion.

(2)

2.4GHz

Maxima and position w.r.t. Grid Reference Point	associated 1g averages
Zoom Scan (7x7x7) (C:\Users\QTK-SAR-PC\Desktop\1620392R Intel\Touch\2.4g\802.11g_6-Bottom Ch A(SI...	
Max. 1 at (-0.28, 5.64, -0.10) cm	1.00 W/kg
Zoom Scan (7x7x7) (C:\Users\QTK-SAR-PC\Desktop\1620392R Intel\Touch\2.4g\802.11g_6-Bottom Ch B(SI...	
Max. 2 at (-0.06, -6.68, -0.10) cm	1.44 W/kg
Distances and Separation Ratios	
Max. 1 - Max. 2	Distance [cm]: 12.32 / Separation ratio [W/kg/cm]: 0.32

5GHz

Maxima and position w.r.t. Grid Reference Point	associated 1g averages
Zoom Scan (7x7x12) (C:\Users\QTK-SAR-PC\Desktop\1620392R Intel\Touch\5g\802.11n40M_126-Bottom S...	
Max. 1 at (0.32, -6.74, -0.04) cm	1.17 W/kg
Zoom Scan (7x7x12) (C:\Users\QTK-SAR-PC\Desktop\1620392R Intel\Touch\5g\802.11ac80M_122-Bottom ...	
Max. 2 at (0.08, 5.72, -0.10) cm	0.80 W/kg
Distances and Separation Ratios	
Max. 1 - Max. 2	Distance [cm]: 12.46 / Separation ratio [W/kg/cm]: 0.22

SKU: Non-Touch

Frequency (GHz)	Test Position (Body)	WLAN Main SAR (W/Kg)	WLAN Aux SAR W/Kg)	Simultaneous Transmission (W/Kg)	Antenna pair in mm*2	Peak location separation ratio
2.4	Bottom	1.19	0.647	1.837	121.8	0.020*1
5	Bottom	1.44	1.035	2.475	123.2	0.032*1

Note : (1)The sum of value is less than 1.6W/Kg or the ratio is determined by $(SAR1 + SAR2)^{1.5}/Ri$, rounded to two decimal digits, and must be ≤ 0.04 for all antenna pairs in the configuration to qualify for SAR test exclusion.

(2)

2.4GHz

Maxima and position w.r.t. Grid Reference Point	associated 1g averages
Zoom Scan (7x7x7) (C:\Users\QTK-SAR-PC\Desktop\1620392R Intel\Non Touch\2.4g\802.11g_6-Bottom Ch ...	
Max. 1 at (0.06, 6.00, -0.12) cm	0.65 W/kg
Zoom Scan (7x7x7) (C:\Users\QTK-SAR-PC\Desktop\1620392R Intel\Non Touch\2.4g\802.11g_8-Bottom Ch ...	
Max. 2 at (0.04, -6.18, -0.08) cm	1.19 W/kg
Distances and Separation Ratios	
Max. 1 - Max. 2	Distance [cm]: 12.18 / Separation ratio [W/kg/cm]: 0.20

5GHz

Maxima and position w.r.t. Grid Reference Point	associated 1g averages
Zoom Scan (7x7x12) (C:\Users\QTK-SAR-PC\Desktop\1620392R Intel\Non Touch\5g\802.11n40M_118-Bott...	
Max. 1 at (0.36, 6.10, -0.11) cm	1.00 W/kg
Zoom Scan (7x7x12) (C:\Users\QTK-SAR-PC\Desktop\1620392R Intel\Non Touch\5g\802.11a_128-Bottom S...	
Max. 2 at (0.68, -6.22, -0.08) cm	1.44 W/kg
Distances and Separation Ratios	
Max. 1 - Max. 2	Distance [cm]: 12.32 / Separation ratio [W/kg/cm]: 0.31

9.2.2 simultaneous transmission of Wi-Fi and other wireless technologies

According the KDB 447498 D01 Section 4.3.2, the standalone SAR must be estimated according to the following to determine simultaneous transmission SAR test exclusion

(max. power of channel, mW)/(min. test separation distance, mm)]·[√f(GHz)/7.5]

Mode	Frequency	Max. power (mW)	Test separation distance ,(mm)	Estimated SAR (W/Kg)
N/A	N/A	N/A	N/A	N/A

Note : A test separation distance of 5 mm must be applied to determine test exclusion according to the SAR Test Exclusion Threshold requirements

When the sum of SAR is larger than the limit, The ratio is determined by ***(SAR1 + SAR2)^1.5/Ri,*** rounded to two decimal digits, and must be ≤ 0.04 for all antenna pairs in the configuration to qualify for 1-g SAR test exclusion. The estimation result as below:

SKU-Touch For DTS Band:

Mode	WLAN SAR (W/Kg)	BT SAR (W/Kg)	Simultaneous Transmission (W/Kg)	Antenna pair in mm	Peak location separation ratio
Bottom	1.44	0.074	1.514	N/A	N/A

SKU-Touch For NII Band:

Mode	WLAN SAR (W/Kg)	BT SAR (W/Kg)	Simultaneous Transmission (W/Kg)	Antenna pair in mm	Peak location separation ratio
Bottom	1.18	0.074	1.254	N/A	N/A

SKU -Non Touch For DTS Band:

Mode	WLAN SAR (W/Kg)	BT SAR (W/Kg)	Simultaneous Transmission (W/Kg)	Antenna pair in mm	Peak location separation ratio
Bottom	1.19	0.108	1.298	N/A	N/A

SKU -Non Touch For NII Band:

Mode	WLAN SAR (W/Kg)	BT SAR (W/Kg)	Simultaneous Transmission (W/Kg)	Antenna pair in mm	Peak location separation ratio
Bottom	1.44	0.108	1.548	N/A	N/A

The sum of value is less than 1.6W/Kg, thus simultaneous SAR testing is not needed.

10. SAR measurement variability

1) Repeated measurement is not required when the original highest measured SAR is < 0.80 W/kg; steps 2) through 4) do not apply.
2) When the original highest measured SAR is ≥ 0.80 W/kg, repeat that measurement once.
3) Perform a second repeated measurement only if the ratio of largest to smallest SAR for the original and first repeated measurements is > 1.20 or when the original or repeated measurement is ≥ 1.45 W/kg (~ 10% from the 1-g SAR limit).
4) Perform a third repeated measurement only if the original, first or second repeated measurement is ≥ 1.5 W/kg and the ratio of largest to smallest SAR for the original, first and second repeated measurements is > 1.20.

Frequency			**SAR** 1g (W/kg)						
Mode	Channel	MHz	Original	First Repeated		Second Repeated		Third Repeated	
				Value	Ratio	Value	Ratio	Value	Ratio
Touch	06	2437	1.44	1.38	1.04	N/A	N/A	N/A	N/A
	128	5640	1.17	1.11	1.05	N/A	N/A	N/A	N/A
Non-Touch	08	2447	1.19	1.12	1.05	N/A	N/A	N/A	N/A
	128	5640	1.44	1.42	1.01	N/A	N/A	N/A	N/A

Appendix

Appendix A. SAR System Check Data

Appendix B. SAR measurement Data

Appendix C. Test Setup Photographs & EUT Photographs

Appendix D. Probe Calibration Data

Appendix E. Dipole Calibration Data

Appendix A. SAR System Check Data

Test Laboratory: QuieTek-a DEKRA Date/Time: 2016/3/15

System Performance Check_2450MHz-Body
DUT: Dipole 2450 MHz; Type: D2450V2
Communication System: UID 0, CW; Frequency: 2450 MHz;
Communication System PAR: 0 dB
Medium parameters used: f = 2450 MHz; σ = 1.96 S/m; ε_r = 52.5; ρ = 1000 kg/m^3
Phantom section: Flat Section
Ambient Temperature (°C) : 23.4, Liquid Temperature (°C) : 21.1
Measurement Standard: DASY5 (IEEE/IEC/ANSI C63.19-2007)
DASY5 Configuration:

- Probe: EX3DV4 - SN3698; ConvF(6.75, 6.75, 6.75); Calibrated: 2015/11/24;
- Sensor-Surface: 3mm (Mechanical Surface Detection)
- Electronics: DAE4 Sn1207; Calibrated: 2015/11/20
- Phantom: SAM with left table; Type: SAM;
- Measurement SW: DASY52, Version 52.8 (8); SEMCAD X Version 14.6.10 (7331)

Configuration/2450MHz_Body/Area Scan (9x9x1): Measurement grid: dx=12mm, dy=12mm
Maximum value of SAR (measured) = 15.5 W/kg

Configuration/2450MHz_Body/Zoom Scan (7x7x7) (7x7x7)/Cube 0:
Measurement grid: dx=5mm, dy=5mm, dz=5mm
Reference Value = 88.23 V/m; Power Drift = -0.04 dB
Peak SAR (extrapolated) = 26.4 W/kg
SAR(1 g) = 13.4 W/kg; SAR(10 g) = 6.31 W/kg
Maximum value of SAR (measured) = 15.4 W/kg

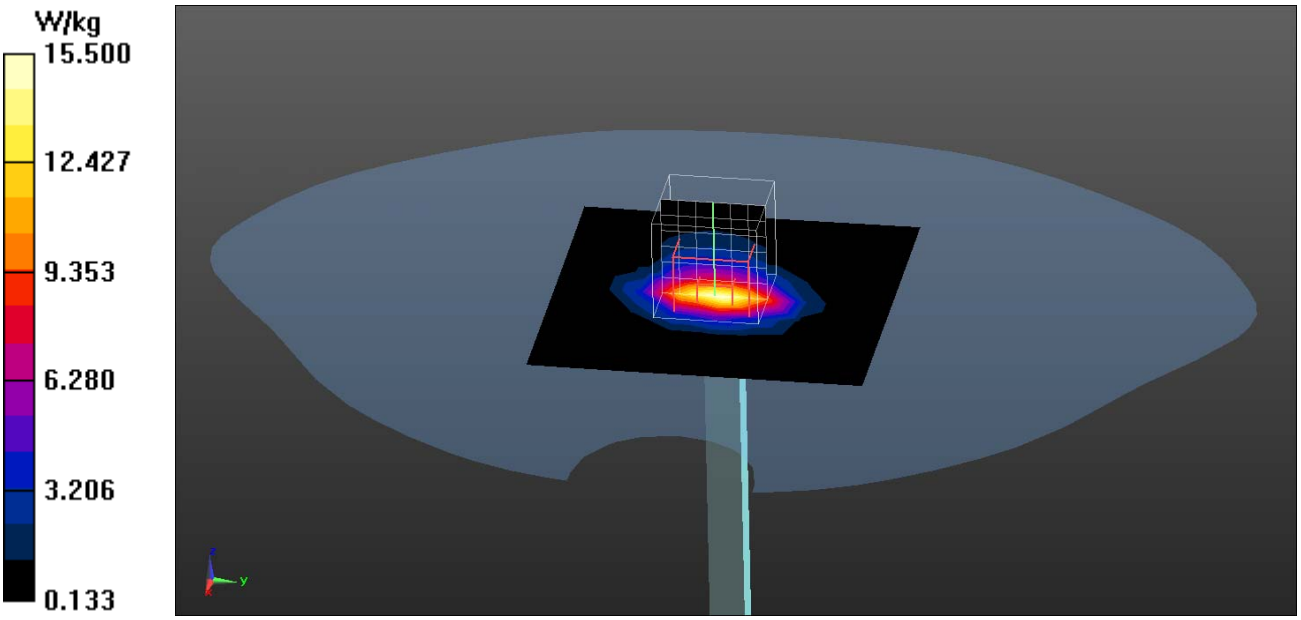

Test Laboratory: QuieTek-a DEKRA Date/Time: 2016/3/16

System Performance Check_5200MHz-Body
DUT: Dipole 5GHz; Type: D5GHzV2
Communication System: UID 0, CW; Frequency: 5200 MHz;
Communication System PAR: 0 dB
Medium parameters used: f = 5200 MHz; σ = 5.31 S/m; ε_r = 49.15; ρ = 1000 kg/m^3
Phantom section: Flat Section
Ambient Temperature (°C) : 21.6, Liquid Temperature (°C) : 20.9
Measurement Standard: DASY5 (IEEE/IEC/ANSI C63.19-2007)
DASY5 Configuration:

- Probe: EX3DV4 - SN3698; ConvF(4.2, 4.2, 4.2); Calibrated: 2015/11/24;
- Sensor-Surface: 1.4mm (Mechanical Surface Detection)
- Electronics: DAE4 Sn1207; Calibrated: 2015/11/20
- Phantom: SAM with right table; Type: SAM;
- Measurement SW: DASY52, Version 52.8 (8); SEMCAD X Version 14.6.10 (7331)

Configuration/5200MHz_Body/Area Scan (8x8x1): Measurement grid: dx=10mm, dy=10mm
Maximum value of SAR (measured) = 11.4 W/kg

Configuration/5200MHz_Body/Zoom Scan (7x7x12), dist=1.4mm (7x7x12)/Cube 0: Measurement grid: dx=4mm, dy=4mm, dz=2mm
Reference Value = 67.99 V/m; Power Drift = 0.04 dB
Peak SAR (extrapolated) = 27.9 W/kg
SAR(1 g) = 7.56 W/kg; SAR(10 g) = 2.22 W/kg
Maximum value of SAR (measured) = 18.1 W/kg

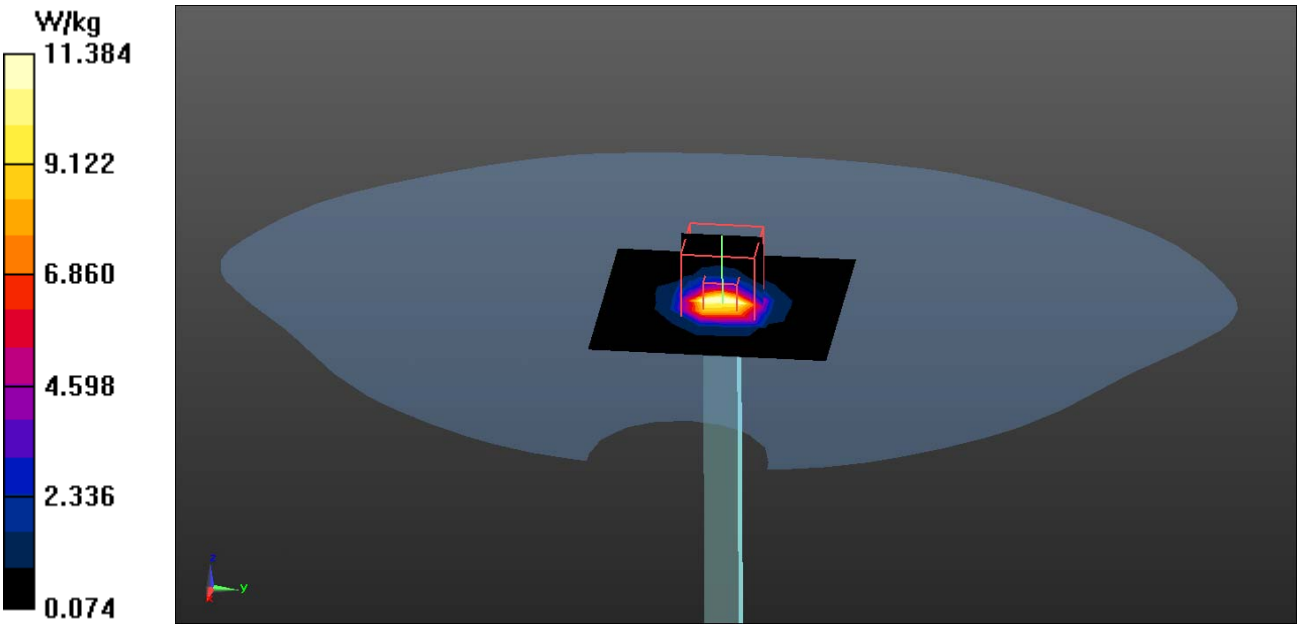

Test Laboratory: QuieTek-a DEKRA Date/Time: 2016/3/17

System Performance Check_5300MHz-Body
DUT: Dipole 5GHz; Type: D5GHzV2
Communication System: UID 0, CW; Frequency: 5300 MHz;
Communication System PAR: 0 dB
Medium parameters used: f = 5300 MHz; σ = 5.46 S/m; ε_r = 48.87; ρ = 1000 kg/m^3
Phantom section: Flat Section
Ambient Temperature (°C) : 20.9, Liquid Temperature (°C) : 20.5
Measurement Standard: DASY5 (IEEE/IEC/ANSI C63.19-2007)
DASY5 Configuration:

- Probe: EX3DV4 - SN3698; ConvF(4.05, 4.05, 4.05); Calibrated: 2015/11/24;
- Sensor-Surface: 1.4mm (Mechanical Surface Detection)
- Electronics: DAE4 Sn1207; Calibrated: 2015/11/20
- Phantom: SAM with right table; Type: SAM;
- Measurement SW: DASY52, Version 52.8 (8); SEMCAD X Version 14.6.10 (7331)

Configuration/5300MHz_Body/Area Scan (8x8x1): Measurement grid: dx=10mm, dy=10mm
Maximum value of SAR (measured) = 12.3 W/kg

Configuration/5300MHz_Body/Zoom Scan (7x7x12), dist=1.4mm (7x7x12)/Cube 0: Measurement grid: dx=4mm, dy=4mm, dz=2mm
Reference Value = 68.87 V/m; Power Drift = -0.01 dB
Peak SAR (extrapolated) = 30.0 W/kg
SAR(1 g) = 7.91 W/kg; SAR(10 g) = 2.11 W/kg
Maximum value of SAR (measured) = 19.3 W/kg

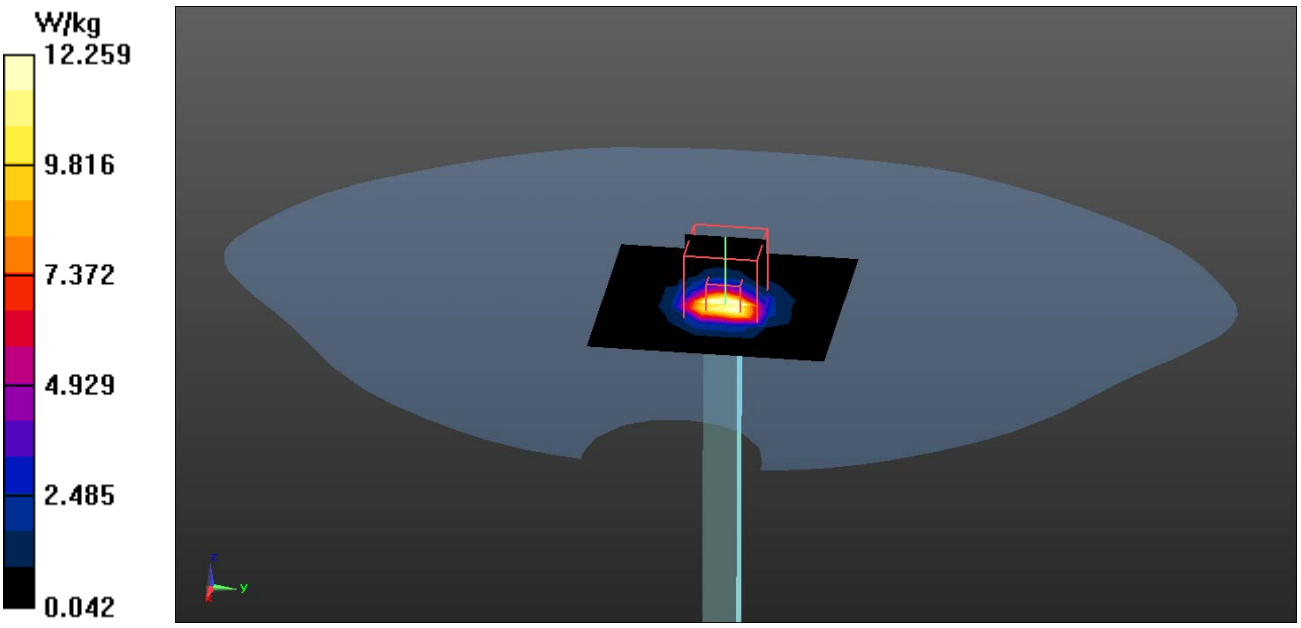

Test Laboratory: QuieTek-a DEKRA Date/Time: 2016/3/18

System Performance Check_5600MHz-Body
DUT: Dipole 5GHz; Type: D5GHzV2
Communication System: UID 0, CW; Frequency: 5600 MHz;
Communication System PAR: 0 dB
Medium parameters used: f = 5600 MHz; σ = 5.92 S/m; ε_r = 48.09; ρ = 1000 kg/m^3
Phantom section: Flat Section
Ambient Temperature (°C) : 21.7, Liquid Temperature (°C) : 21.3
Measurement Standard: DASY5 (IEEE/IEC/ANSI C63.19-2007)
DASY5 Configuration:

- Probe: EX3DV4 - SN3698; ConvF(3.5, 3.5, 3.5); Calibrated: 2015/11/24;
- Sensor-Surface: 1.4mm (Mechanical Surface Detection)
- Electronics: DAE4 Sn1207; Calibrated: 2015/11/20
- Phantom: SAM with right table; Type: SAM;
- Measurement SW: DASY52, Version 52.8 (8); SEMCAD X Version 14.6.10 (7331)

Configuration/5600MHz_Body/Area Scan (8x8x1): Measurement grid: dx=10mm, dy=10mm
Maximum value of SAR (measured) = 12.4 W/kg

Configuration/5600MHz_Body/Zoom Scan (7x7x12), dist=1.4mm (7x7x12)/Cube 0: Measurement grid: dx=4mm, dy=4mm, dz=2mm
Reference Value = 69.20 V/m; Power Drift = 0.02 dB
Peak SAR (extrapolated) = 35.4 W/kg
SAR(1 g) = 8.54 W/kg; SAR(10 g) = 2.21 W/kg
Maximum value of SAR (measured) = 19.7 W/kg

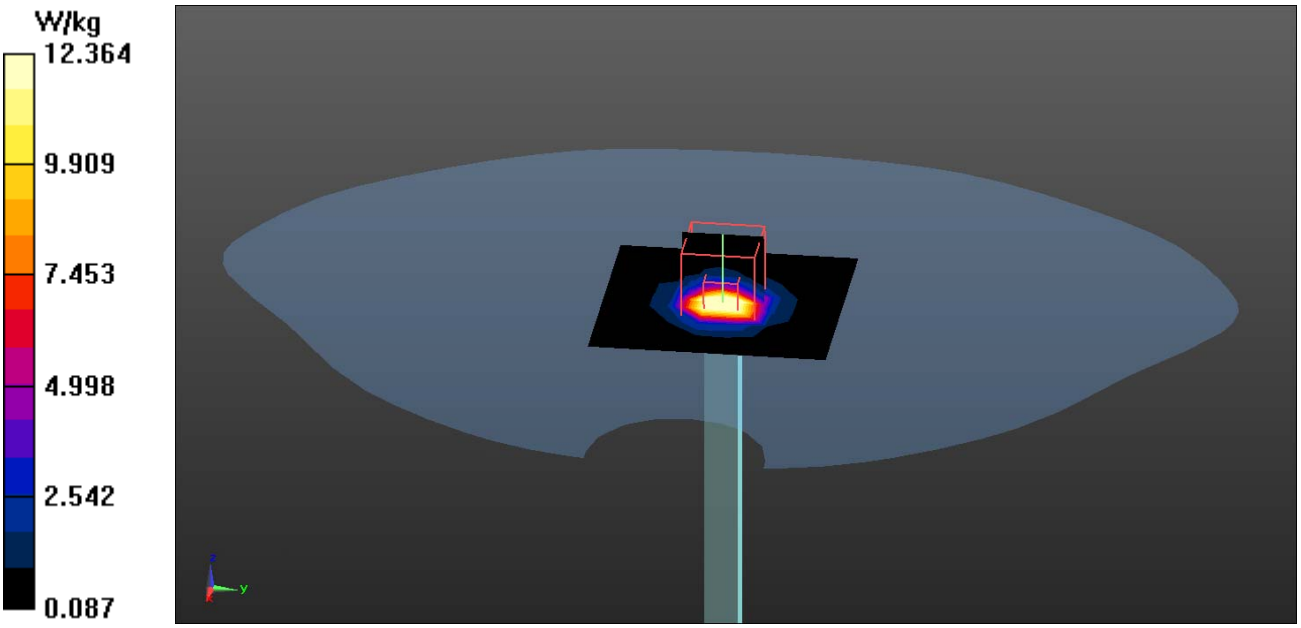

Test Laboratory: QuieTek-a DEKRA Date/Time: 2016/3/19

System Performance Check_5800MHz-Body
DUT: Dipole 5GHz; Type: D5GHzV2
Communication System: UID 0, CW; Frequency: 5800 MHz;
Communication System PAR: 0 dB
Medium parameters used: f = 5800 MHz; σ = 6.23 S/m; ε_r = 47.57; ρ = 1000 kg/m^3
Phantom section: Flat Section
Ambient Temperature (°C) : 21.2, Liquid Temperature (°C) : 20.7
Measurement Standard: DASY5 (IEEE/IEC/ANSI C63.19-2007)
DASY5 Configuration:

- Probe: EX3DV4 - SN3698; ConvF(3.94, 3.94, 3.94); Calibrated: 2014/7/25;
- Sensor-Surface: 1.4mm (Mechanical Surface Detection)
- Electronics: DAE4 Sn1207; Calibrated: 2014/5/19
- Phantom: SAM with right table; Type: SAM;
- Measurement SW: DASY52, Version 52.8 (7); SEMCAD X Version 14.6.10 (7331)

Configuration/5800MHz_Body/Area Scan (8x8x1): Measurement grid: dx=10mm, dy=10mm
Maximum value of SAR (measured) = 12.8 W/kg

Configuration/5800MHz_Body/Zoom Scan (7x7x12), dist=1.4mm (7x7x12)/Cube 0: Measurement grid: dx=4mm, dy=4mm, dz=2mm
Reference Value = 66.38 V/m; Power Drift = -0.01 dB
Peak SAR (extrapolated) = 35.9 W/kg
SAR(1 g) = 8.06 W/kg; SAR(10 g) = 2.25 W/kg
Maximum value of SAR (measured) = 19.8 W/kg

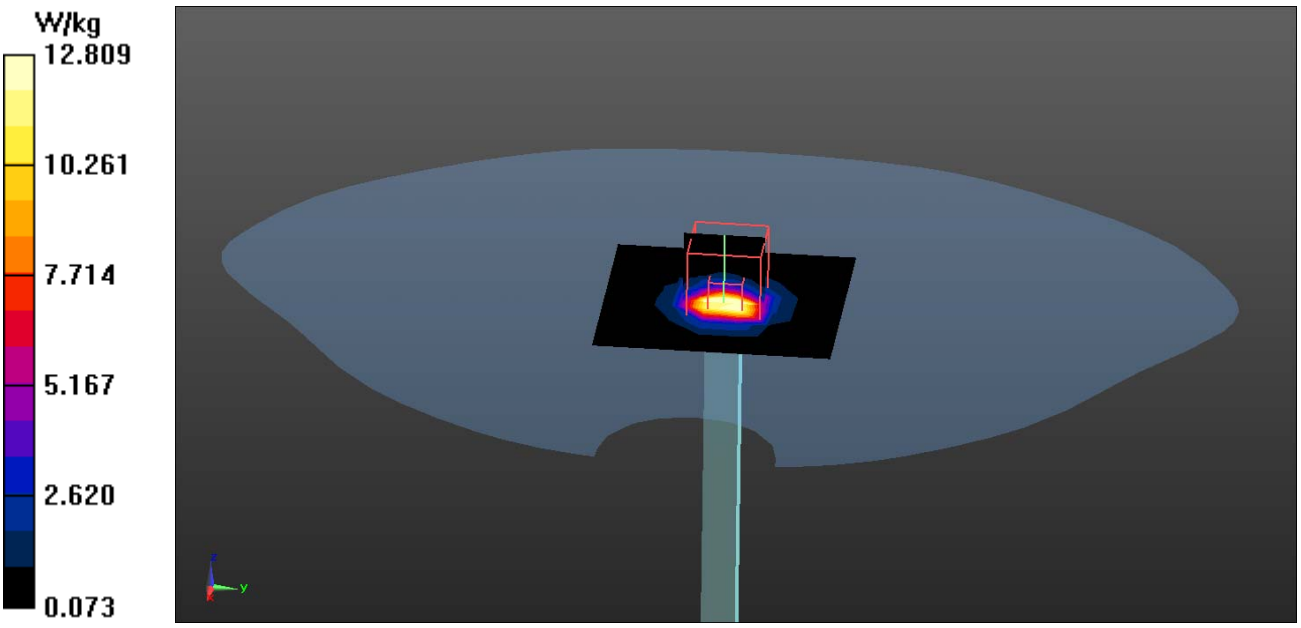

Appendix B. SAR measurement Data

Test Laboratory: QuieTek-a DEKRA Date/Time: 2016/3/15

802.11b_8-Bottom SISO A(PORT 1) – Touch
DUT: Notebook; Type: Boardwalk
Communication System: UID 0, WLAN 2.4G; Frequency: 2447 MHz;
Communication System PAR: 0 dB
Medium parameters used: f = 2447 MHz; σ = 1.96 S/m; ε_r = 52.51; ρ = 1000 kg/m^3
Phantom section: Flat Section
Ambient Temperature (°C) : 23.4, Liquid Temperature (°C) : 21.1
Measurement Standard: DASY5 (IEEE/IEC/ANSI C63.19-2007)
DASY5 Configuration:

- Probe: EX3DV4 - SN3698; ConvF(6.75, 6.75, 6.75); Calibrated: 2015/11/24;
- Sensor-Surface: 3mm (Mechanical Surface Detection)
- Electronics: DAE4 Sn1207; Calibrated: 2015/11/20
- Phantom: SAM with left table; Type: SAM;
- Measurement SW: DASY52, Version 52.8 (8); SEMCAD X Version 14.6.10 (7331)

Configuration/Body/Area Scan (7x23x1): Measurement grid: dx=12mm, dy=12mm
Maximum value of SAR (measured) = 0.618 W/kg

Configuration/Body/Zoom Scan (7x7x7) (7x7x7)/Cube 0: Measurement grid: dx=5mm, dy=5mm, dz=5mm
Reference Value = 8.481 V/m; Power Drift = -0.08 dB
Peak SAR (extrapolated) = 1.53 W/kg
SAR(1 g) = 0.600 W/kg; SAR(10 g) = 0.253 W/kg
Maximum value of SAR (measured) = 0.817 W/kg

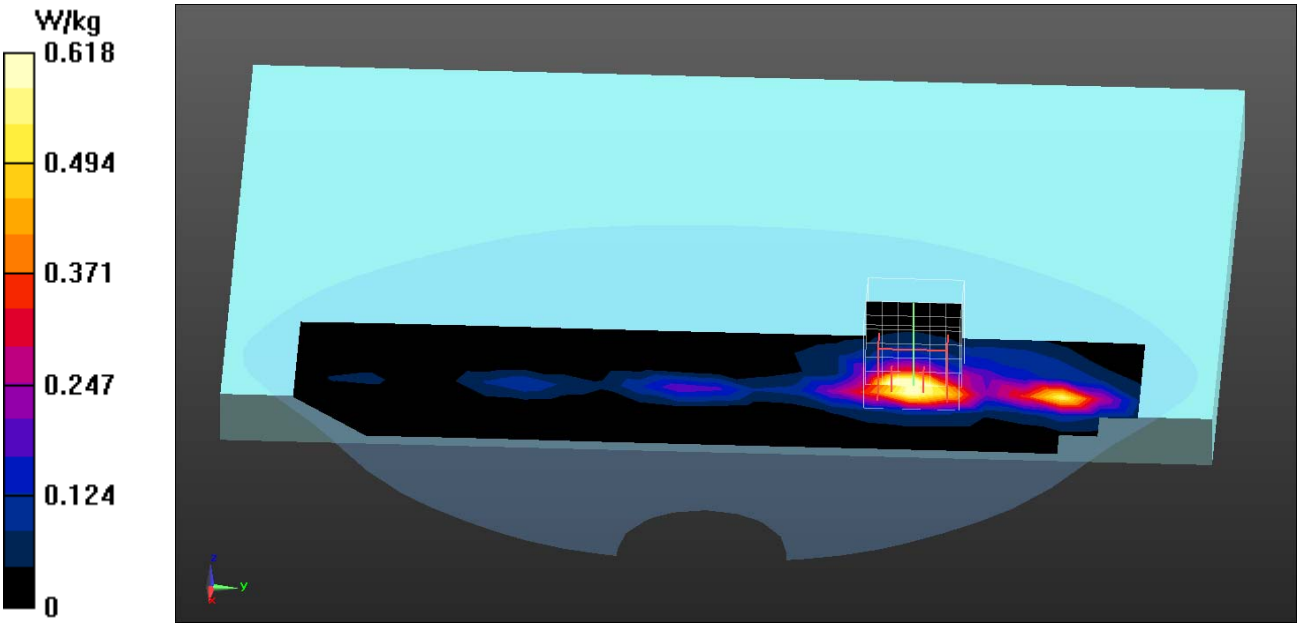

Test Laboratory: QuieTek-a DEKRA Date/Time: 2016/3/15

802.11b_3-Bottom SISO B(PORT 2) – Touch
DUT: Notebook; Type: Boardwalk
Communication System: UID 0, WLAN 2.4G; Frequency: 2422 MHz;
Communication System PAR: 0 dB
Medium parameters used: f = 2422 MHz; σ = 1.92 S/m; ε_r = 52.6; ρ = 1000 kg/m^3
Phantom section: Flat Section
Ambient Temperature (°C) : 23.4, Liquid Temperature (°C) : 21.1
Measurement Standard: DASY5 (IEEE/IEC/ANSI C63.19-2007)
DASY5 Configuration:

- Probe: EX3DV4 - SN3698; ConvF(6.75, 6.75, 6.75); Calibrated: 2015/11/24;
- Sensor-Surface: 3mm (Mechanical Surface Detection)
- Electronics: DAE4 Sn1207; Calibrated: 2015/11/20
- Phantom: SAM with left table; Type: SAM;
- Measurement SW: DASY52, Version 52.8 (8); SEMCAD X Version 14.6.10 (7331)

Configuration/Body/Area Scan (7x9x1): Measurement grid: dx=12mm, dy=12mm
Maximum value of SAR (measured) = 1.47 W/kg

Configuration/Body/Zoom Scan (7x7x7) (7x7x7)/Cube 0: Measurement grid: dx=5mm, dy=5mm, dz=5mm
Reference Value = 8.335 V/m; Power Drift = -0.13 dB
Peak SAR (extrapolated) = 3.24 W/kg
SAR(1 g) = 1.28 W/kg; SAR(10 g) = 0.526 W/kg
Maximum value of SAR (measured) = 1.78 W/kg

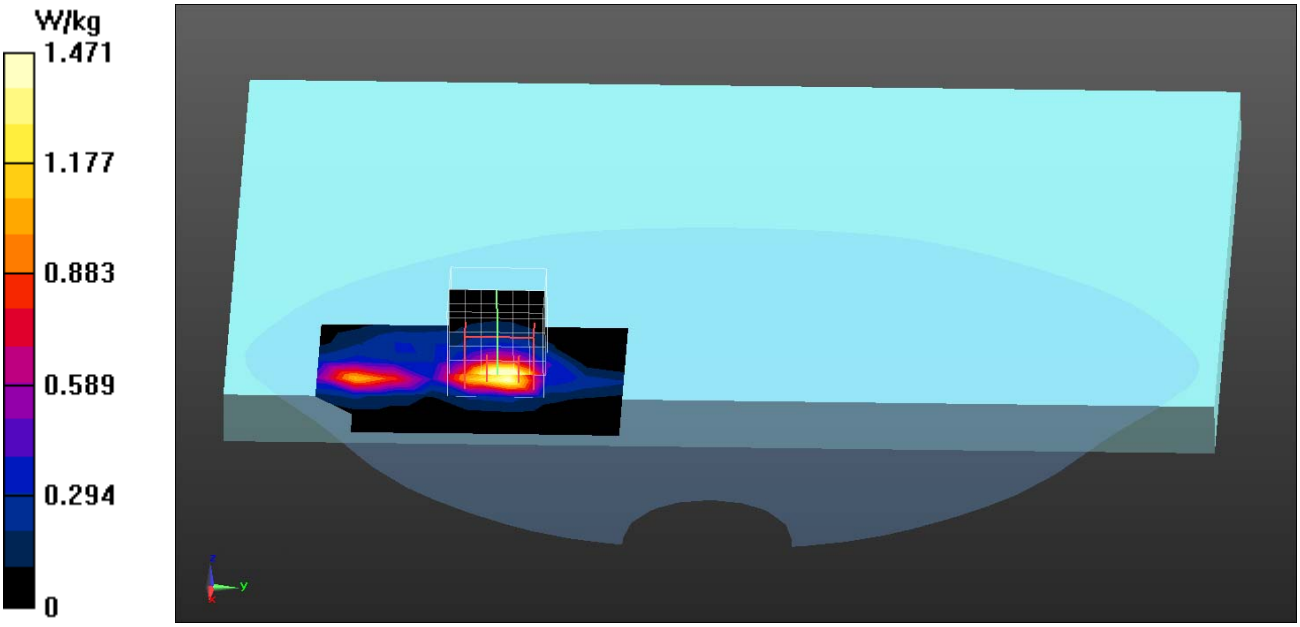

Test Laboratory: QuieTek-a DEKRA Date/Time: 2016/3/15

802.11b_6-Bottom SISO B(PORT 2) – Touch
DUT: Notebook; Type: Boardwalk
Communication System: UID 0, WLAN 2.4G; Frequency: 2437 MHz;
Communication System PAR: 0 dB
Medium parameters used: f = 2437 MHz; σ = 1.94 S/m; ε_r = 52.55; ρ = 1000 kg/m^3
Phantom section: Flat Section
Ambient Temperature (°C) : 23.4, Liquid Temperature (°C) : 21.1
Measurement Standard: DASY5 (IEEE/IEC/ANSI C63.19-2007)
DASY5 Configuration:

- Probe: EX3DV4 - SN3698; ConvF(6.75, 6.75, 6.75); Calibrated: 2015/11/24;
- Sensor-Surface: 3mm (Mechanical Surface Detection)
- Electronics: DAE4 Sn1207; Calibrated: 2015/11/20
- Phantom: SAM with left table; Type: SAM;
- Measurement SW: DASY52, Version 52.8 (8); SEMCAD X Version 14.6.10 (7331)

Configuration/Body/Area Scan (7x9x1): Measurement grid: dx=12mm, dy=12mm
Maximum value of SAR (measured) = 1.32 W/kg

Configuration/Body/Zoom Scan (7x7x7) (7x7x7)/Cube 0: Measurement grid: dx=5mm, dy=5mm, dz=5mm
Reference Value = 7.500 V/m; Power Drift = -0.13 dB
Peak SAR (extrapolated) = 2.96 W/kg
SAR(1 g) = 1.17 W/kg; SAR(10 g) = 0.478 W/kg
Maximum value of SAR (measured) = 1.62 W/kg

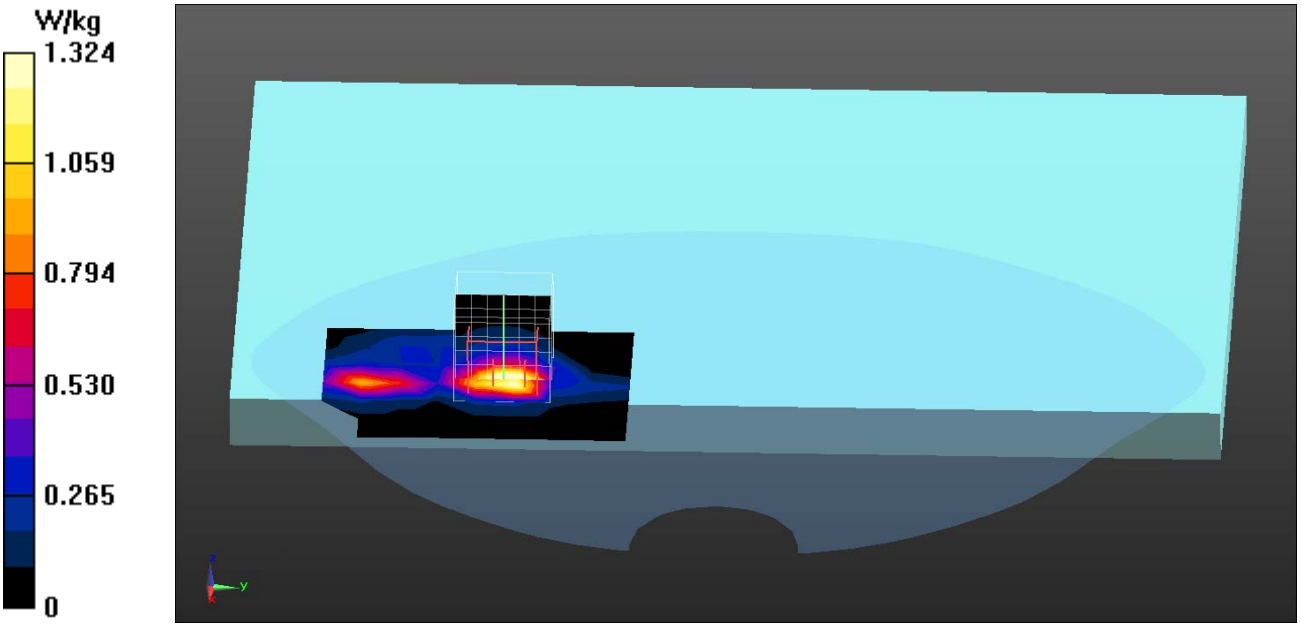

Test Laboratory: QuieTek-a DEKRA Date/Time: 2016/3/15

802.11b_8-Bottom SISO B(PORT 2) – Touch
DUT: Notebook; Type: Boardwalk
Communication System: UID 0, WLAN 2.4G; Frequency: 2447 MHz;
Communication System PAR: 0 dB
Medium parameters used: f = 2447 MHz; σ = 1.96 S/m; ε_r = 52.51; ρ = 1000 kg/m^3
Phantom section: Flat Section
Ambient Temperature (°C) : 23.4, Liquid Temperature (°C) : 21.1
Measurement Standard: DASY5 (IEEE/IEC/ANSI C63.19-2007)
DASY5 Configuration:

- Probe: EX3DV4 - SN3698; ConvF(6.75, 6.75, 6.75); Calibrated: 2015/11/24;
- Sensor-Surface: 3mm (Mechanical Surface Detection)
- Electronics: DAE4 Sn1207; Calibrated: 2015/11/20
- Phantom: SAM with left table; Type: SAM;
- Measurement SW: DASY52, Version 52.8 (8); SEMCAD X Version 14.6.10 (7331)

Configuration/Body/Area Scan (7x23x1): Measurement grid: dx=12mm, dy=12mm
Maximum value of SAR (measured) = 1.65 W/kg

Configuration/Body/Zoom Scan (7x7x7) (7x7x7)/Cube 0: Measurement grid: dx=5mm, dy=5mm, dz=5mm
Reference Value = 7.120 V/m; Power Drift = -0.13 dB
Peak SAR (extrapolated) = 3.58 W/kg
SAR(1 g) = 1.36 W/kg; SAR(10 g) = 0.554 W/kg
Maximum value of SAR (measured) = 1.92 W/kg

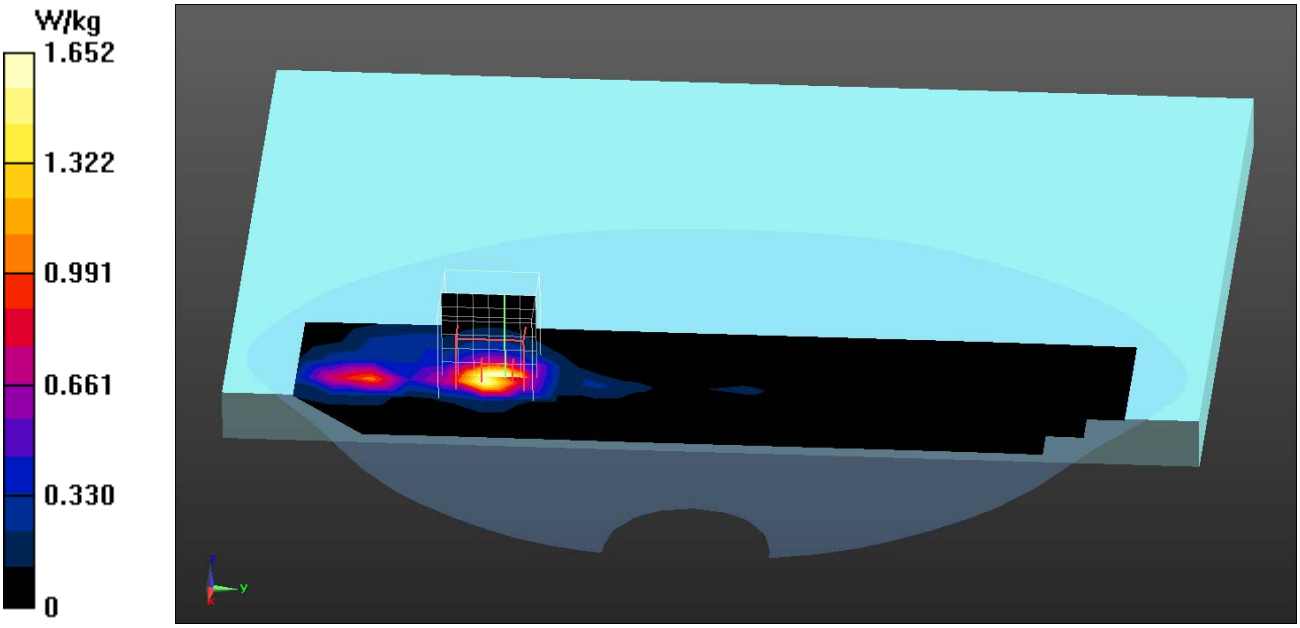

Test Laboratory: QuieTek-a DEKRA Date/Time: 2016/3/15

802.11g_6-Bottom SISO A(PORT 1) – Touch
DUT: Notebook; Type: Boardwalk
Communication System: UID 0, WLAN 2.4G; Frequency: 2437 MHz;
Communication System PAR: 0 dB
Medium parameters used: f = 2437 MHz; σ = 1.94 S/m; ε_r = 52.55; ρ = 1000 kg/m^3
Phantom section: Flat Section
Ambient Temperature (°C) : 23.4, Liquid Temperature (°C) : 21.1
Measurement Standard: DASY5 (IEEE/IEC/ANSI C63.19-2007)
DASY5 Configuration:

- Probe: EX3DV4 - SN3698; ConvF(6.75, 6.75, 6.75); Calibrated: 2015/11/24;
- Sensor-Surface: 3mm (Mechanical Surface Detection)
- Electronics: DAE4 Sn1207; Calibrated: 2015/11/20
- Phantom: SAM with left table; Type: SAM;
- Measurement SW: DASY52, Version 52.8 (8); SEMCAD X Version 14.6.10 (7331)

Configuration/Body/Area Scan (7x13x1): Measurement grid: dx=12mm, dy=12mm
Maximum value of SAR (measured) = 0.953 W/kg

Configuration/Body/Zoom Scan (7x7x7) (7x7x7)/Cube 0: Measurement grid: dx=5mm, dy=5mm, dz=5mm
Reference Value = 9.311 V/m; Power Drift = -0.06 dB
Peak SAR (extrapolated) = 2.54 W/kg
SAR(1 g) = 1 W/kg; SAR(10 g) = 0.418 W/kg
Maximum value of SAR (measured) = 1.36 W/kg

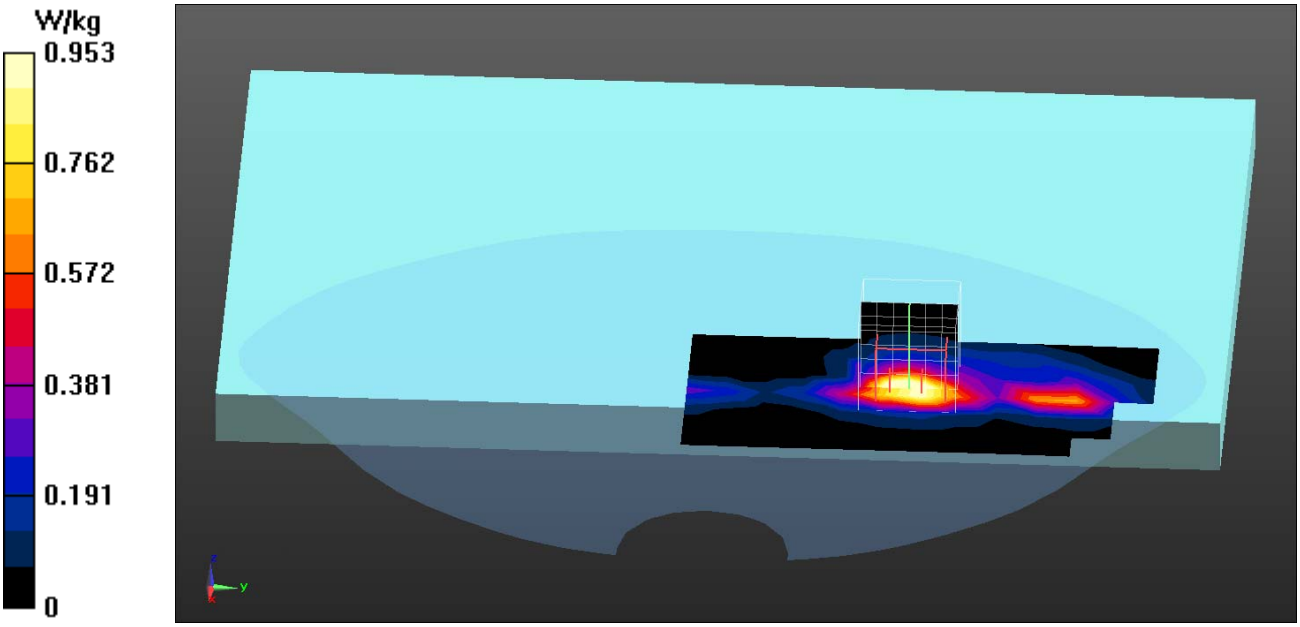

Test Laboratory: QuieTek-a DEKRA Date/Time: 2016/3/15

802.11g_3-Bottom SISO B(PORT 2) – Touch
DUT: Notebook; Type: Boardwalk
Communication System: UID 0, WLAN 2.4G; Frequency: 2422 MHz;
Communication System PAR: 0 dB
Medium parameters used: f = 2422 MHz; σ = 1.92 S/m; ε_r = 52.6; ρ = 1000 kg/m^3
Phantom section: Flat Section
Ambient Temperature (°C) : 23.4, Liquid Temperature (°C) : 21.1
Measurement Standard: DASY5 (IEEE/IEC/ANSI C63.19-2007)
DASY5 Configuration:

- Probe: EX3DV4 - SN3698; ConvF(6.75, 6.75, 6.75); Calibrated: 2015/11/24;
- Sensor-Surface: 3mm (Mechanical Surface Detection)
- Electronics: DAE4 Sn1207; Calibrated: 2015/11/20
- Phantom: SAM with left table; Type: SAM;
- Measurement SW: DASY52, Version 52.8 (8); SEMCAD X Version 14.6.10 (7331)

Configuration/Body/Area Scan (7x13x1): Measurement grid: dx=12mm, dy=12mm
Maximum value of SAR (measured) = 1.69 W/kg

Configuration/Body/Zoom Scan (7x7x7) (7x7x7)/Cube 0: Measurement grid: dx=5mm, dy=5mm, dz=5mm
Reference Value = 6.600 V/m; Power Drift = -0.04 dB
Peak SAR (extrapolated) = 3.59 W/kg
SAR(1 g) = 1.4 W/kg; SAR(10 g) = 0.567 W/kg
Maximum value of SAR (measured) = 2.00 W/kg

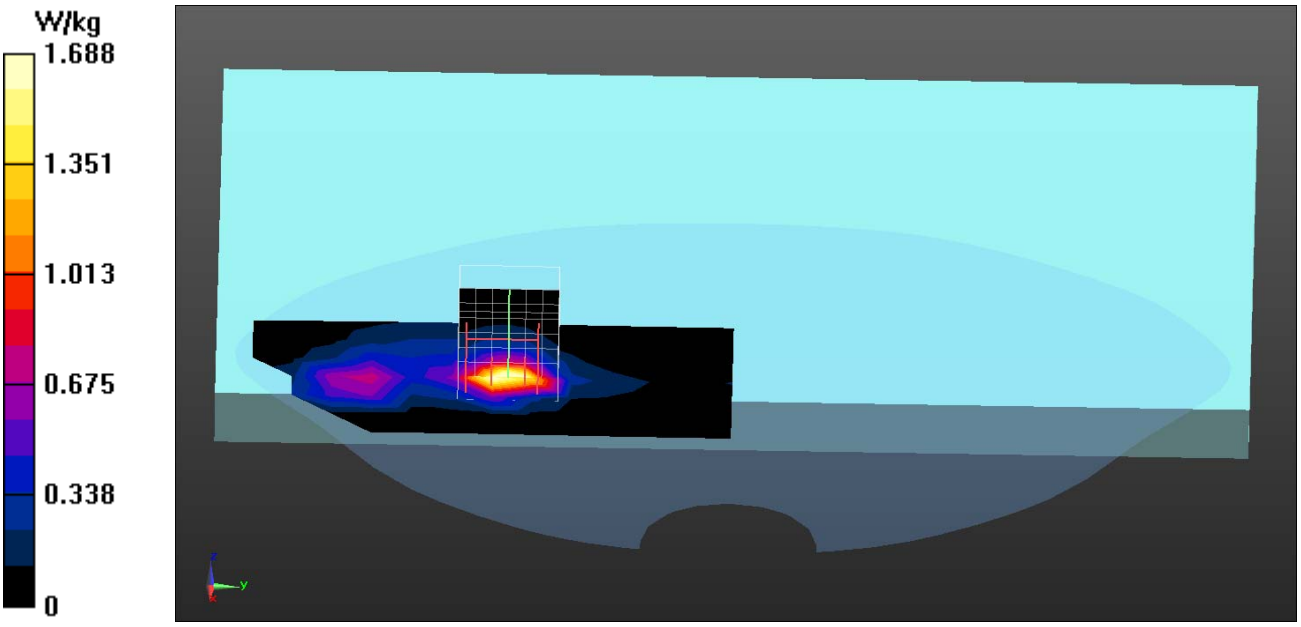

Test Laboratory: QuieTek-a DEKRA Date/Time: 2016/3/15

802.11g_6-Bottom SISO B(PORT 2) – Touch
DUT: Notebook; Type: Boardwalk
Communication System: UID 0, WLAN 2.4G; Frequency: 2437 MHz;
Communication System PAR: 0 dB
Medium parameters used: f = 2437 MHz; σ = 1.94 S/m; ε_r = 52.55; ρ = 1000 kg/m^3
Phantom section: Flat Section
Ambient Temperature (°C) : 23.4, Liquid Temperature (°C) : 21.1
Measurement Standard: DASY5 (IEEE/IEC/ANSI C63.19-2007)
DASY5 Configuration:

- Probe: EX3DV4 - SN3698; ConvF(6.75, 6.75, 6.75); Calibrated: 2015/11/24;
- Sensor-Surface: 3mm (Mechanical Surface Detection)
- Electronics: DAE4 Sn1207; Calibrated: 2015/11/20
- Phantom: SAM with left table; Type: SAM;
- Measurement SW: DASY52, Version 52.8 (8); SEMCAD X Version 14.6.10 (7331)

Configuration/Body/Area Scan (7x11x1): Measurement grid: dx=12mm, dy=12mm
Maximum value of SAR (measured) = 1.79 W/kg

Configuration/Body/Zoom Scan (7x7x7) (7x7x7)/Cube 0: Measurement grid: dx=5mm, dy=5mm, dz=5mm
Reference Value = 7.472 V/m; Power Drift = -0.09 dB
Peak SAR (extrapolated) = 3.82 W/kg
SAR(1 g) = 1.44 W/kg; SAR(10 g) = 0.601 W/kg
Maximum value of SAR (measured) = 2.05 W/kg

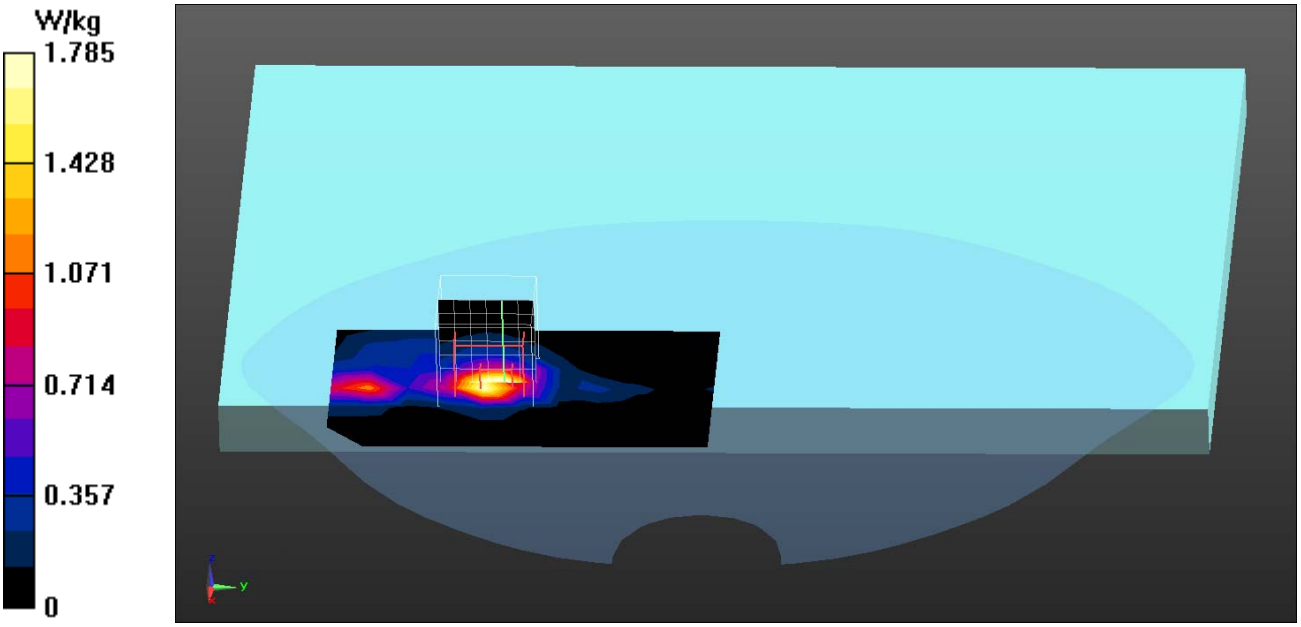

Test Laboratory: QuieTek-a DEKRA Date/Time: 2016/3/15

802.11g_8-Bottom SISO B(PORT 2) – Touch
DUT: Notebook; Type: Boardwalk
Communication System: UID 0, WLAN 2.4G; Frequency: 2447 MHz;
Communication System PAR: 0 dB
Medium parameters used: f = 2447 MHz; σ = 1.96 S/m; ε_r = 52.51; ρ = 1000 kg/m^3
Phantom section: Flat Section
Ambient Temperature (°C) : 23.4, Liquid Temperature (°C) : 21.1
Measurement Standard: DASY5 (IEEE/IEC/ANSI C63.19-2007)
DASY5 Configuration:

- Probe: EX3DV4 - SN3698; ConvF(6.75, 6.75, 6.75); Calibrated: 2015/11/24;
- Sensor-Surface: 3mm (Mechanical Surface Detection)
- Electronics: DAE4 Sn1207; Calibrated: 2015/11/20
- Phantom: SAM with left table; Type: SAM;
- Measurement SW: DASY52, Version 52.8 (8); SEMCAD X Version 14.6.10 (7331)

Configuration/Body/Area Scan (7x13x1): Measurement grid: dx=12mm, dy=12mm
Maximum value of SAR (measured) = 1.58 W/kg

Configuration/Body/Zoom Scan (7x7x7) (7x7x7)/Cube 0: Measurement grid: dx=5mm, dy=5mm, dz=5mm
Reference Value = 5.808 V/m; Power Drift = -0.12 dB
Peak SAR (extrapolated) = 3.36 W/kg
SAR(1 g) = 1.29 W/kg; SAR(10 g) = 0.518 W/kg
Maximum value of SAR (measured) = 1.85 W/kg

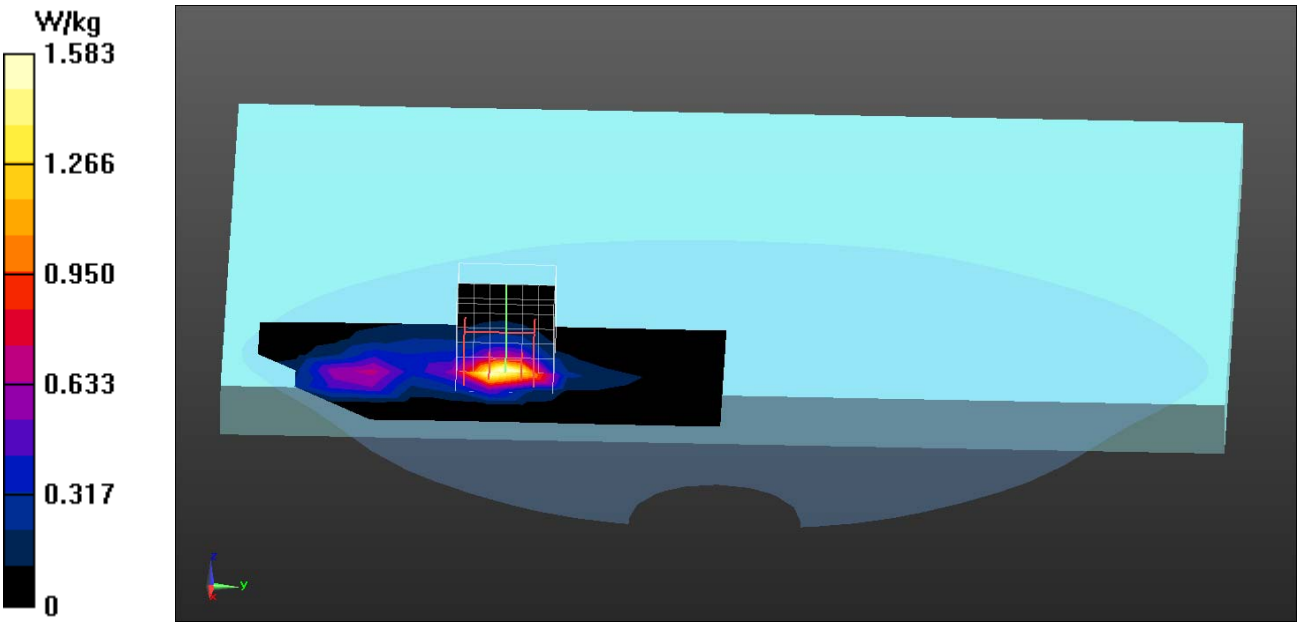

Test Laboratory: QuieTek-a DEKRA Date/Time: 2016/3/15

802.11n40M_5-Bottom SISO A(PORT 1) – Touch
DUT: Notebook; Type: Boardwalk
Communication System: UID 0, WLAN 2.4G; Frequency: 2432 MHz;
Communication System PAR: 0 dB
Medium parameters used: f = 2432 MHz; σ = 1.93 S/m; ε_r = 52.57; ρ = 1000 kg/m^3
Phantom section: Flat Section
Ambient Temperature (°C) : 23.4, Liquid Temperature (°C) : 21.1
Measurement Standard: DASY5 (IEEE/IEC/ANSI C63.19-2007)
DASY5 Configuration:

- Probe: EX3DV4 - SN3698; ConvF(6.75, 6.75, 6.75); Calibrated: 2015/11/24;
- Sensor-Surface: 3mm (Mechanical Surface Detection)
- Electronics: DAE4 Sn1207; Calibrated: 2015/11/20
- Phantom: SAM with left table; Type: SAM;
- Measurement SW: DASY52, Version 52.8 (8); SEMCAD X Version 14.6.10 (7331)

Configuration/Body/Area Scan (7x10x1): Measurement grid: dx=12mm, dy=12mm
Maximum value of SAR (measured) = 0.684 W/kg

Configuration/Body/Zoom Scan (7x7x7) (7x7x7)/Cube 0: Measurement grid: dx=5mm, dy=5mm, dz=5mm
Reference Value = 11.02 V/m; Power Drift = -0.02 dB
Peak SAR (extrapolated) = 1.48 W/kg
SAR(1 g) = 0.583 W/kg; SAR(10 g) = 0.247 W/kg
Maximum value of SAR (measured) = 0.802 W/kg

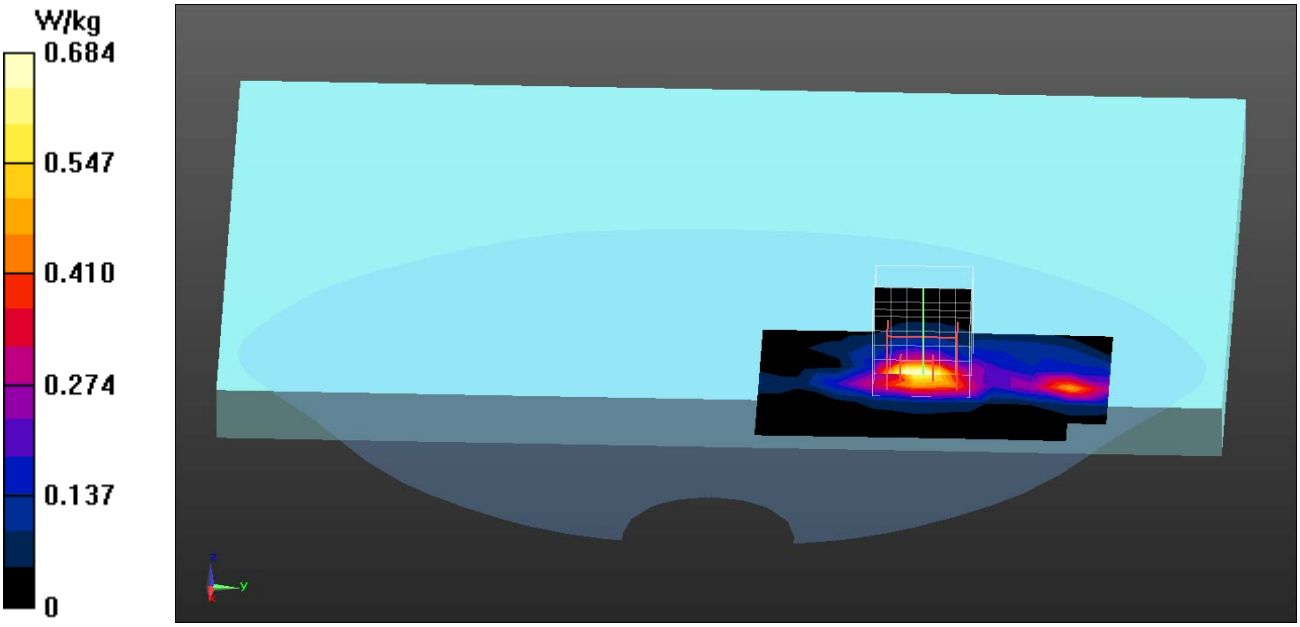

Test Laboratory: QuieTek-a DEKRA Date/Time: 2016/3/15

802.11n40M_5-Bottom SISO B(PORT 2) – Touch
DUT: Notebook; Type: Boardwalk
Communication System: UID 0, WLAN 2.4G; Frequency: 2432 MHz;
Communication System PAR: 0 dB
Medium parameters used: f = 2432 MHz; σ = 1.93 S/m; ε_r = 52.57; ρ = 1000 kg/m^3
Phantom section: Flat Section
Ambient Temperature (°C) : 23.4, Liquid Temperature (°C) : 21.1
Measurement Standard: DASY5 (IEEE/IEC/ANSI C63.19-2007)
DASY5 Configuration:

- Probe: EX3DV4 - SN3698; ConvF(6.75, 6.75, 6.75); Calibrated: 2015/11/24;
- Sensor-Surface: 3mm (Mechanical Surface Detection)
- Electronics: DAE4 Sn1207; Calibrated: 2015/11/20
- Phantom: SAM with left table; Type: SAM;
- Measurement SW: DASY52, Version 52.8 (8); SEMCAD X Version 14.6.10 (7331)

Configuration/Body/Area Scan (7x9x1): Measurement grid: dx=12mm, dy=12mm
Maximum value of SAR (measured) = 0.742 W/kg

Configuration/Body/Zoom Scan (7x7x7) (7x7x7)/Cube 0: Measurement grid: dx=5mm, dy=5mm, dz=5mm
Reference Value = 4.438 V/m; Power Drift = 0.09 dB
Peak SAR (extrapolated) = 1.90 W/kg
SAR(1 g) = 0.736 W/kg; SAR(10 g) = 0.297 W/kg
Maximum value of SAR (measured) = 1.04 W/kg

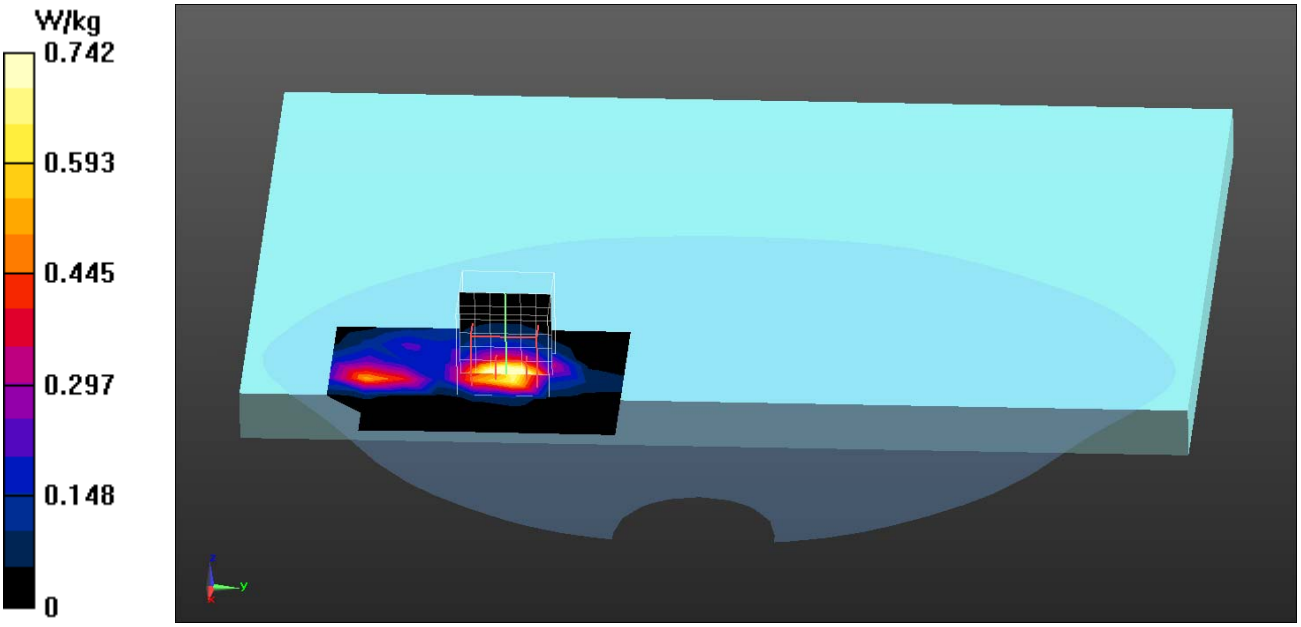

Test Laboratory: QuieTek-a DEKRA Date/Time: 2016/3/16

BT 1M_39-Bottom Ch B(SISO B) – Touch
DUT: Notebook; Type: Boardwalk
Communication System: UID 0, BT 1M&3M&BLE; Frequency: 2441 MHz;
Communication System PAR: 0 dB
Medium parameters used: f = 2441 MHz; σ = 1.95 S/m; ε_r = 52.53; ρ = 1000 kg/m^3
Phantom section: Flat Section
Ambient Temperature (°C) : 23.4, Liquid Temperature (°C) : 21.1
Measurement Standard: DASY5 (IEEE/IEC/ANSI C63.19-2007)
DASY5 Configuration:

- Probe: EX3DV4 - SN3698; ConvF(6.75, 6.75, 6.75); Calibrated: 2015/11/24;
- Sensor-Surface: 3mm (Mechanical Surface Detection)
- Electronics: DAE4 Sn1207; Calibrated: 2015/11/20
- Phantom: SAM with left table; Type: SAM;
- Measurement SW: DASY52, Version 52.8 (8); SEMCAD X Version 14.6.10 (7331)

Configuration/Body/Area Scan (7x25x1): Measurement grid: dx=12mm, dy=12mm
Maximum value of SAR (measured) = 0.0562 W/kg

Configuration/Body/Zoom Scan (7x7x7) (7x7x7)/Cube 0: Measurement grid: dx=5mm, dy=5mm, dz=5mm
Reference Value = 1.750 V/m; Power Drift = -0.03 dB
Peak SAR (extrapolated) = 0.0930 W/kg
SAR(1 g) = 0.047 W/kg; SAR(10 g) = 0.018 W/kg
Maximum value of SAR (measured) = 0.0673 W/kg

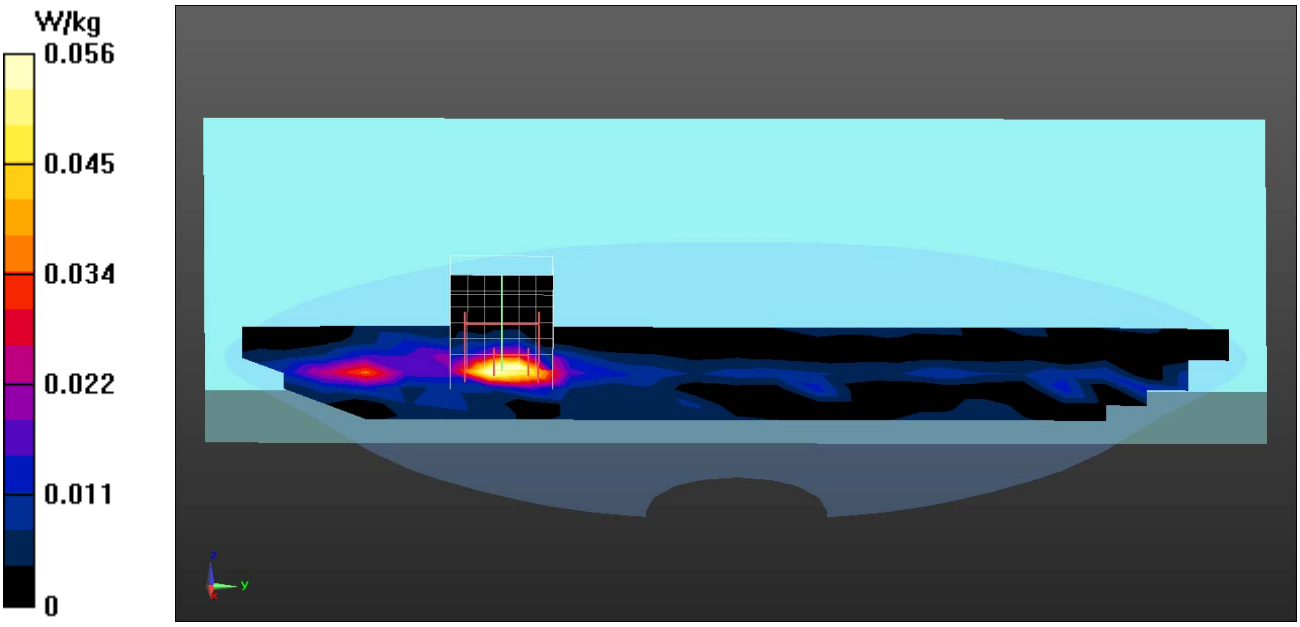

802.11g EUT Bottom (SISO B (PORT2)) – Touch Z-Axis plot
Channel: 6

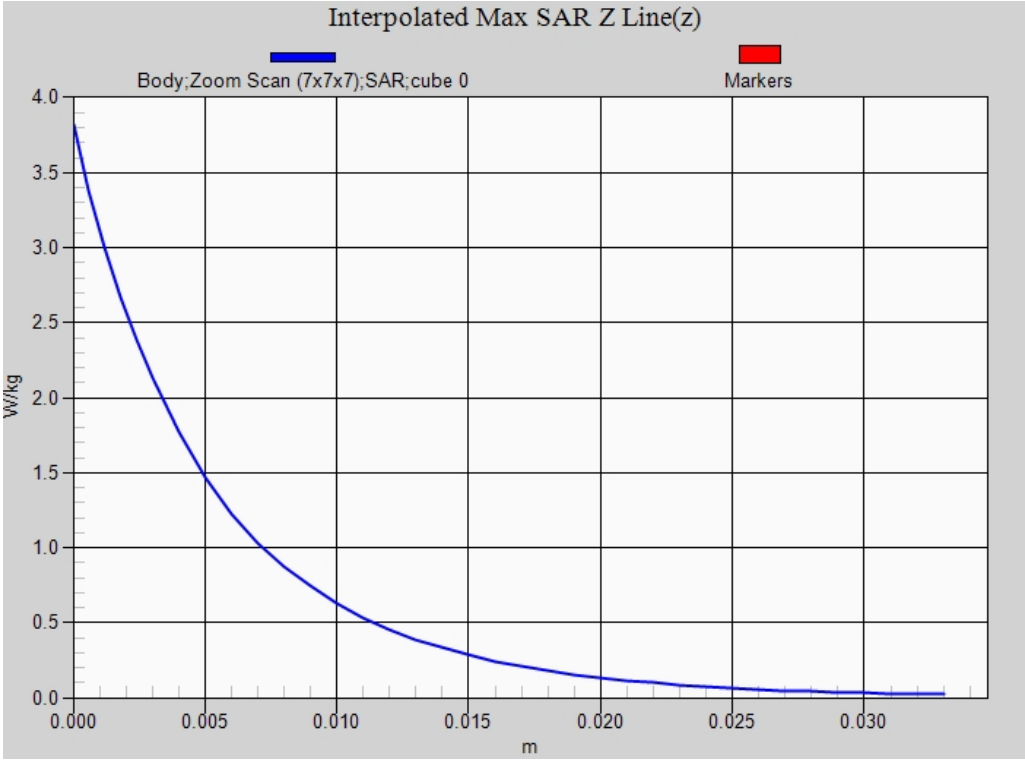

Test Laboratory: QuieTek-a DEKRA Date/Time: 2016/3/15

802.11b_6-Bottom SISO A(PORT 1) – NON Touch
DUT: Notebook; Type: Boardwalk
Communication System: UID 0, WLAN 2.4G; Frequency: 2437 MHz;
Communication System PAR: 0 dB
Medium parameters used: f = 2437 MHz; σ = 1.94 S/m; ε_r = 52.55; ρ = 1000 kg/m^3
Phantom section: Flat Section
Ambient Temperature (°C) : 23.4, Liquid Temperature (°C) : 21.1
Measurement Standard: DASY5 (IEEE/IEC/ANSI C63.19-2007)
DASY5 Configuration:

- Probe: EX3DV4 - SN3698; ConvF(6.75, 6.75, 6.75); Calibrated: 2015/11/24;
- Sensor-Surface: 3mm (Mechanical Surface Detection)
- Electronics: DAE4 Sn1207; Calibrated: 2015/11/20
- Phantom: SAM with left table; Type: SAM;
- Measurement SW: DASY52, Version 52.8 (8); SEMCAD X Version 14.6.10 (7331)

Configuration/Body/Area Scan (7x23x1): Measurement grid: dx=12mm, dy=12mm
Maximum value of SAR (measured) = 0.429 W/kg

Configuration/Body/Zoom Scan (7x7x7) (7x7x7)/Cube 0: Measurement grid: dx=5mm, dy=5mm, dz=5mm
Reference Value = 7.726 V/m; Power Drift = -0.15 dB
Peak SAR (extrapolated) = 0.896 W/kg
SAR(1 g) = 0.368 W/kg; SAR(10 g) = 0.162 W/kg
Maximum value of SAR (measured) = 0.514 W/kg

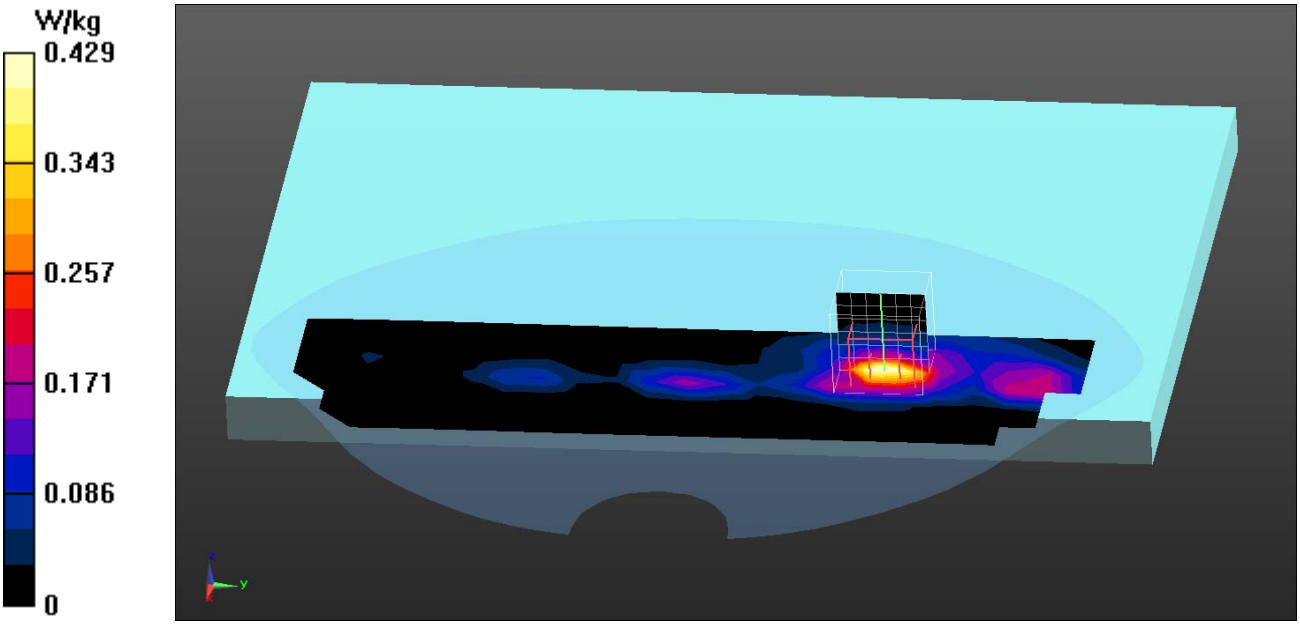

Test Laboratory: QuieTek-a DEKRA Date/Time: 2016/3/15

802.11b_3-Bottom SISO B(PORT 2) – NON Touch
DUT: Notebook; Type: Boardwalk
Communication System: UID 0, WLAN 2.4G; Frequency: 2422 MHz;
Communication System PAR: 0 dB
Medium parameters used: f = 2422 MHz; σ = 1.92 S/m; ε_r = 52.6; ρ = 1000 kg/m^3
Phantom section: Flat Section
Ambient Temperature (°C) : 23.4, Liquid Temperature (°C) : 21.1
Measurement Standard: DASY5 (IEEE/IEC/ANSI C63.19-2007)
DASY5 Configuration:

- Probe: EX3DV4 - SN3698; ConvF(6.75, 6.75, 6.75); Calibrated: 2015/11/24;
- Sensor-Surface: 3mm (Mechanical Surface Detection)
- Electronics: DAE4 Sn1207; Calibrated: 2015/11/20
- Phantom: SAM with left table; Type: SAM;
- Measurement SW: DASY52, Version 52.8 (8); SEMCAD X Version 14.6.10 (7331)

Configuration/Body/Area Scan (7x23x1): Measurement grid: dx=12mm, dy=12mm
Maximum value of SAR (measured) = 1.47 W/kg

Configuration/Body/Zoom Scan (7x7x7) (7x7x7)/Cube 0: Measurement grid: dx=5mm, dy=5mm, dz=5mm
Reference Value = 9.692 V/m; Power Drift = 0.13 dB
Peak SAR (extrapolated) = 2.49 W/kg
SAR(1 g) = 1.07 W/kg; SAR(10 g) = 0.460 W/kg
Maximum value of SAR (measured) = 1.44 W/kg

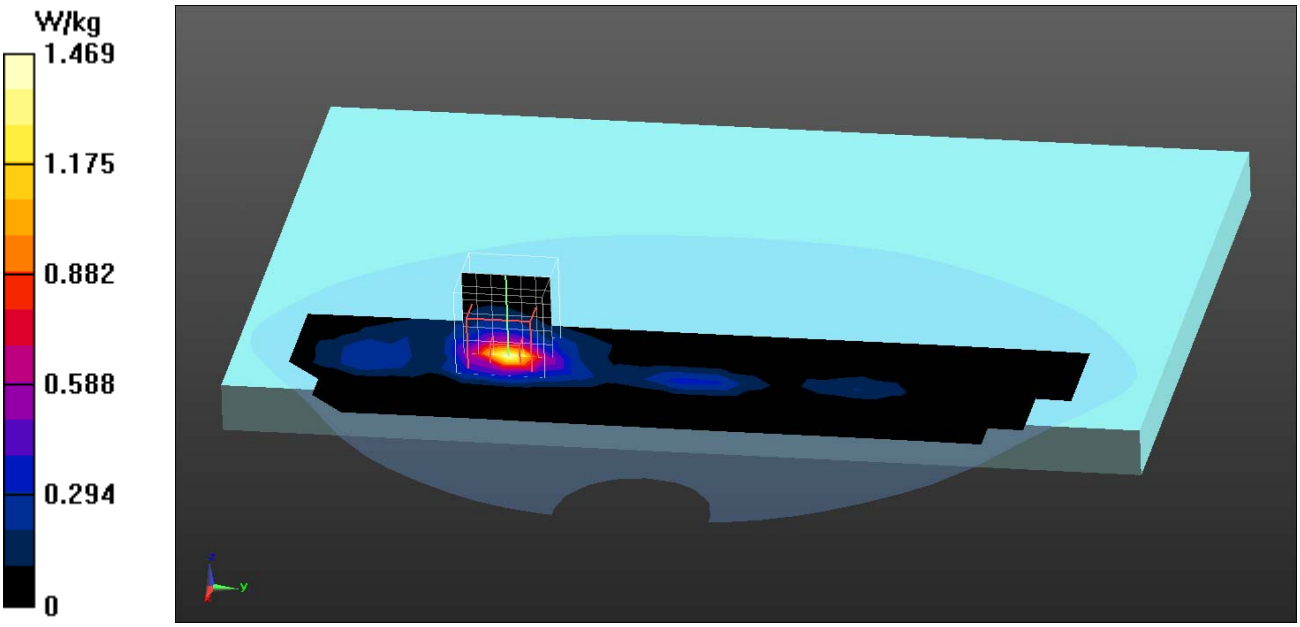

Test Laboratory: QuieTek-a DEKRA Date/Time: 2016/3/15

802.11b_6-Bottom SISO B(PORT 2) – NON Touch
DUT: Notebook; Type: Boardwalk
Communication System: UID 0, WLAN 2.4G; Frequency: 2437 MHz;
Communication System PAR: 0 dB
Medium parameters used: f = 2437 MHz; σ = 1.94 S/m; ε_r = 52.55; ρ = 1000 kg/m^3
Phantom section: Flat Section
Ambient Temperature (°C) : 23.4, Liquid Temperature (°C) : 21.1
Measurement Standard: DASY5 (IEEE/IEC/ANSI C63.19-2007)
DASY5 Configuration:

- Probe: EX3DV4 - SN3698; ConvF(6.75, 6.75, 6.75); Calibrated: 2015/11/24;
- Sensor-Surface: 3mm (Mechanical Surface Detection)
- Electronics: DAE4 Sn1207; Calibrated: 2015/11/20
- Phantom: SAM with left table; Type: SAM;
- Measurement SW: DASY52, Version 52.8 (8); SEMCAD X Version 14.6.10 (7331)

Configuration/Body/Area Scan (7x13x1): Measurement grid: dx=12mm, dy=12mm
Maximum value of SAR (measured) = 1.05 W/kg

Configuration/Body/Zoom Scan (7x7x7) (7x7x7)/Cube 0: Measurement grid: dx=5mm, dy=5mm, dz=5mm
Reference Value = 10.15 V/m; Power Drift = -0.07 dB
Peak SAR (extrapolated) = 2.42 W/kg
SAR(1 g) = 1.01 W/kg; SAR(10 g) = 0.439 W/kg
Maximum value of SAR (measured) = 1.35 W/kg

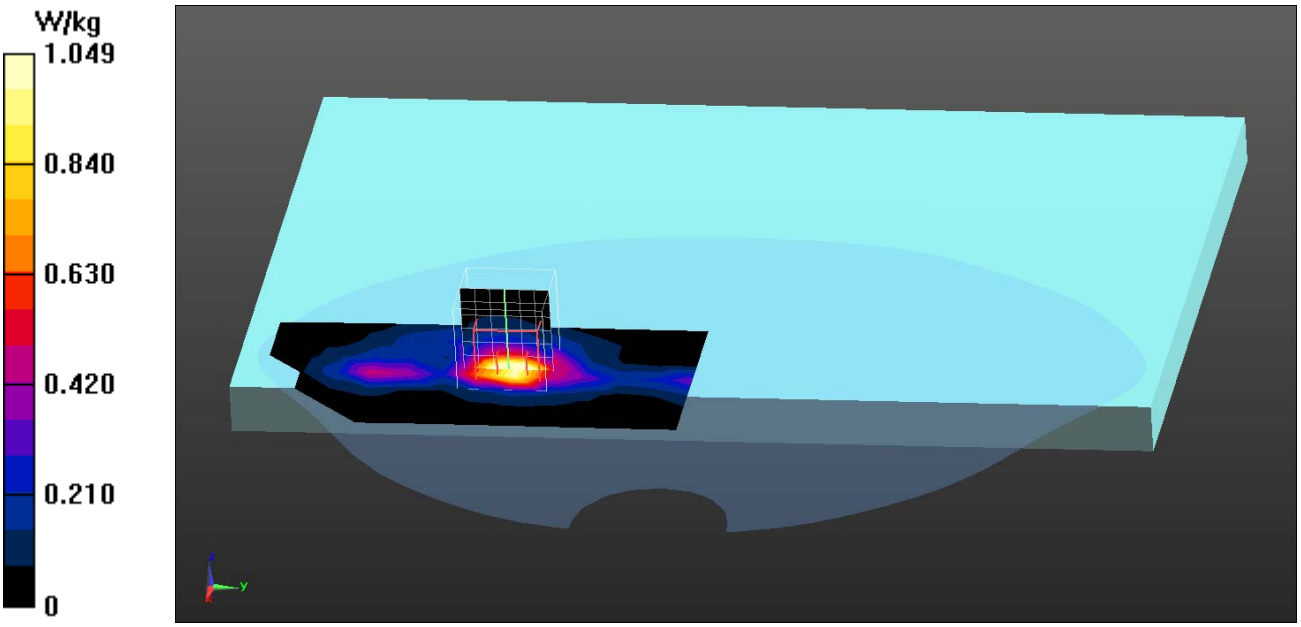

Test Laboratory: QuieTek-a DEKRA Date/Time: 2016/3/15

802.11b_8-Bottom SISO B(PORT 2) – NON Touch
DUT: Notebook; Type: Boardwalk
Communication System: UID 0, WLAN 2.4G; Frequency: 2447 MHz;
Communication System PAR: 0 dB
Medium parameters used: f = 2447 MHz; σ = 1.96 S/m; ε_r = 52.51; ρ = 1000 kg/m^3
Phantom section: Flat Section
Ambient Temperature (°C) : 23.4, Liquid Temperature (°C) : 21.1
Measurement Standard: DASY5 (IEEE/IEC/ANSI C63.19-2007)
DASY5 Configuration:

- Probe: EX3DV4 - SN3698; ConvF(6.75, 6.75, 6.75); Calibrated: 2015/11/24;
- Sensor-Surface: 3mm (Mechanical Surface Detection)
- Electronics: DAE4 Sn1207; Calibrated: 2015/11/20
- Phantom: SAM with left table; Type: SAM;
- Measurement SW: DASY52, Version 52.8 (8); SEMCAD X Version 14.6.10 (7331)

Configuration/Body/Area Scan (7x11x1): Measurement grid: dx=12mm, dy=12mm
Maximum value of SAR (measured) = 1.17 W/kg

Configuration/Body/Zoom Scan (7x7x7) (7x7x7)/Cube 0: Measurement grid: dx=5mm, dy=5mm, dz=5mm
Reference Value = 6.102 V/m; Power Drift = -0.05 dB
Peak SAR (extrapolated) = 2.42 W/kg
SAR(1 g) = 1.02 W/kg; SAR(10 g) = 0.444 W/kg
Maximum value of SAR (measured) = 1.40 W/kg

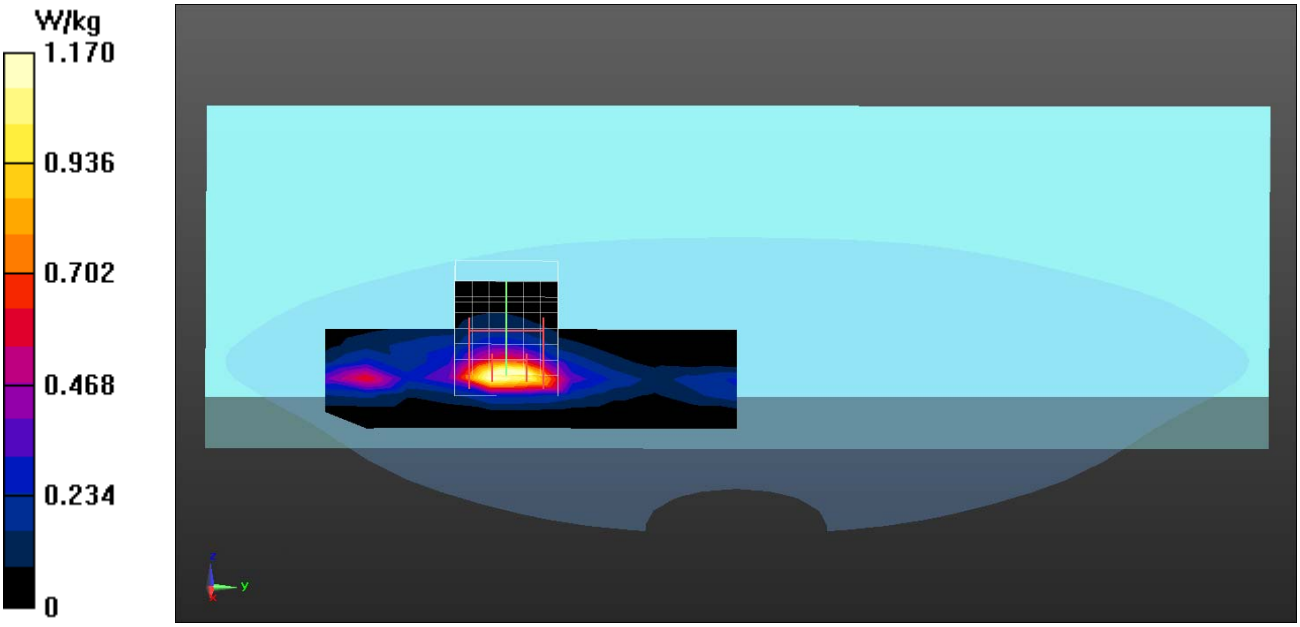

Test Laboratory: QuieTek-a DEKRA Date/Time: 2016/3/15

802.11g_6-Bottom SISO A(PORT 1) – NON Touch
DUT: Notebook; Type: Boardwalk
Communication System: UID 0, WLAN 2.4G; Frequency: 2437 MHz;
Communication System PAR: 0 dB
Medium parameters used: f = 2437 MHz; σ = 1.94 S/m; ε_r = 52.55; ρ = 1000 kg/m^3
Phantom section: Flat Section
Ambient Temperature (°C) : 23.4, Liquid Temperature (°C) : 21.1
Measurement Standard: DASY5 (IEEE/IEC/ANSI C63.19-2007)
DASY5 Configuration:

- Probe: EX3DV4 - SN3698; ConvF(6.75, 6.75, 6.75); Calibrated: 2015/11/24;
- Sensor-Surface: 3mm (Mechanical Surface Detection)
- Electronics: DAE4 Sn1207; Calibrated: 2015/11/20
- Phantom: SAM with left table; Type: SAM;
- Measurement SW: DASY52, Version 52.8 (8); SEMCAD X Version 14.6.10 (7331)

Configuration/Body/Area Scan (7x11x1): Measurement grid: dx=12mm, dy=12mm
Maximum value of SAR (measured) = 0.810 W/kg

Configuration/Body/Zoom Scan (7x7x7) (7x7x7)/Cube 0: Measurement grid: dx=5mm, dy=5mm, dz=5mm
Reference Value = 5.935 V/m; Power Drift = -0.01 dB
Peak SAR (extrapolated) = 1.58 W/kg
SAR(1 g) = 0.647 W/kg; SAR(10 g) = 0.284 W/kg
Maximum value of SAR (measured) = 0.898 W/kg

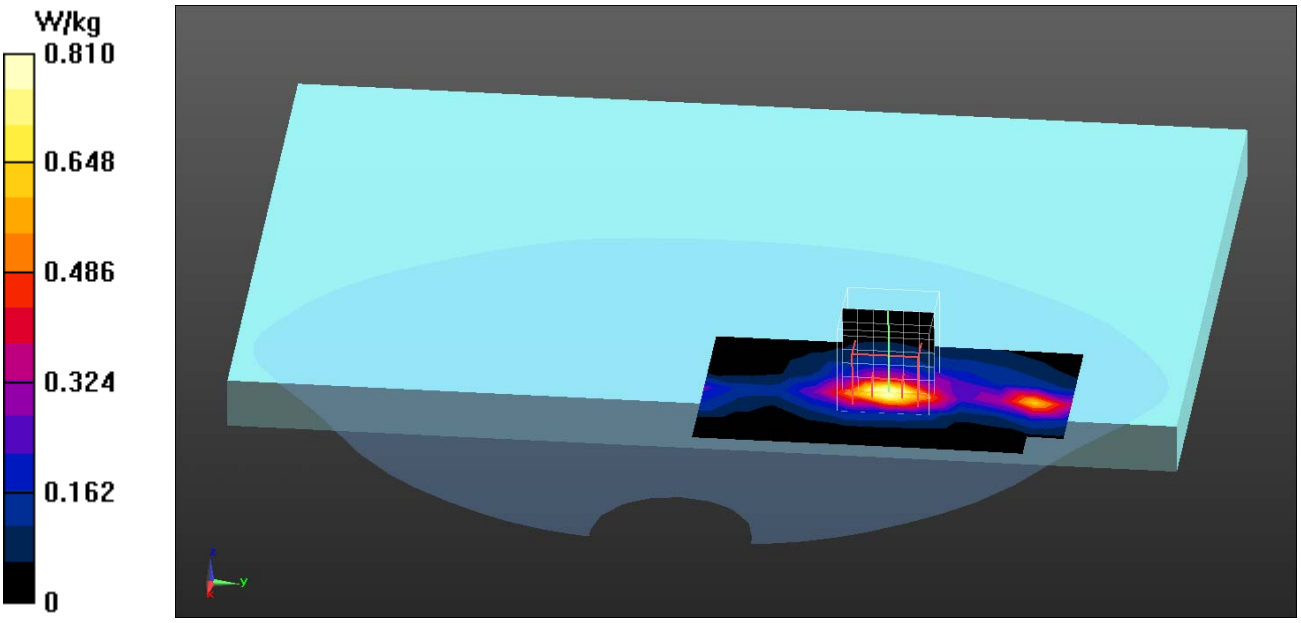

Test Laboratory: QuieTek-a DEKRA Date/Time: 2016/3/15

802.11g_3-Bottom SISO B(PORT 2) – NON Touch
DUT: Notebook; Type: Boardwalk
Communication System: UID 0, WLAN 2.4G; Frequency: 2422 MHz;
Communication System PAR: 0 dB
Medium parameters used: f = 2422 MHz; σ = 1.92 S/m; ε_r = 52.6; ρ = 1000 kg/m^3
Phantom section: Flat Section
Ambient Temperature (°C) : 23.4, Liquid Temperature (°C) : 21.1
Measurement Standard: DASY5 (IEEE/IEC/ANSI C63.19-2007)
DASY5 Configuration:

- Probe: EX3DV4 - SN3698; ConvF(6.75, 6.75, 6.75); Calibrated: 2015/11/24;
- Sensor-Surface: 3mm (Mechanical Surface Detection)
- Electronics: DAE4 Sn1207; Calibrated: 2015/11/20
- Phantom: SAM with left table; Type: SAM;
- Measurement SW: DASY52, Version 52.8 (8); SEMCAD X Version 14.6.10 (7331)

Configuration/Body/Area Scan (7x11x1): Measurement grid: dx=12mm, dy=12mm
Maximum value of SAR (measured) = 1.08 W/kg

Configuration/Body/Zoom Scan (7x7x7) (7x7x7)/Cube 0: Measurement grid: dx=5mm, dy=5mm, dz=5mm
Reference Value = 9.754 V/m; Power Drift = -0.15 dB
Peak SAR (extrapolated) = 2.57 W/kg
SAR(1 g) = 1.06 W/kg; SAR(10 g) = 0.460 W/kg
Maximum value of SAR (measured) = 1.43 W/kg

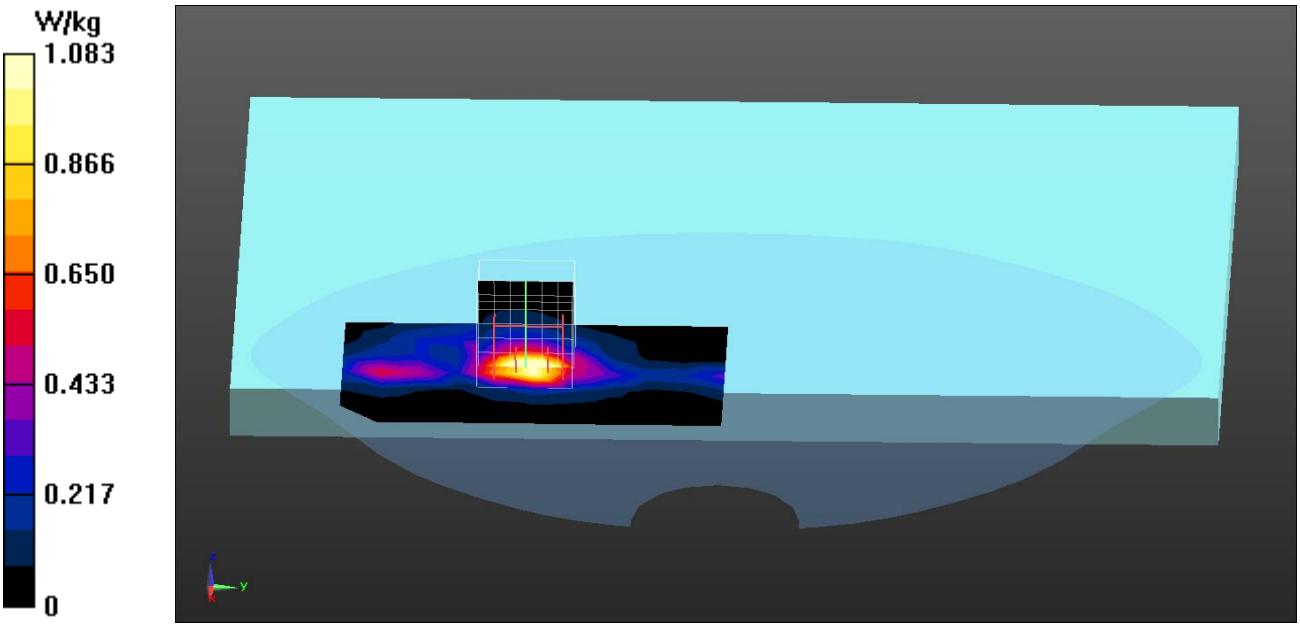

Test Laboratory: QuieTek-a DEKRA Date/Time: 2016/3/15

802.11g_6-Bottom SISO B(PORT 2) – NON Touch
DUT: Notebook; Type: Boardwalk
Communication System: UID 0, WLAN 2.4G; Frequency: 2437 MHz;
Communication System PAR: 0 dB
Medium parameters used: f = 2437 MHz; σ = 1.94 S/m; ε_r = 52.55; ρ = 1000 kg/m^3
Phantom section: Flat Section
Ambient Temperature (°C) : 23.4, Liquid Temperature (°C) : 21.1
Measurement Standard: DASY5 (IEEE/IEC/ANSI C63.19-2007)
DASY5 Configuration:

- Probe: EX3DV4 - SN3698; ConvF(6.75, 6.75, 6.75); Calibrated: 2015/11/24;
- Sensor-Surface: 3mm (Mechanical Surface Detection)
- Electronics: DAE4 Sn1207; Calibrated: 2015/11/20
- Phantom: SAM with left table; Type: SAM;
- Measurement SW: DASY52, Version 52.8 (8); SEMCAD X Version 14.6.10 (7331)

Configuration/Body/Area Scan (7x11x1): Measurement grid: dx=12mm, dy=12mm
Maximum value of SAR (measured) = 1.19 W/kg

Configuration/Body/Zoom Scan (7x7x7) (7x7x7)/Cube 0: Measurement grid: dx=5mm, dy=5mm, dz=5mm
Reference Value = 5.987 V/m; Power Drift = -0.09 dB
Peak SAR (extrapolated) = 2.44 W/kg
SAR(1 g) = 1.03 W/kg; SAR(10 g) = 0.449 W/kg
Maximum value of SAR (measured) = 1.41 W/kg

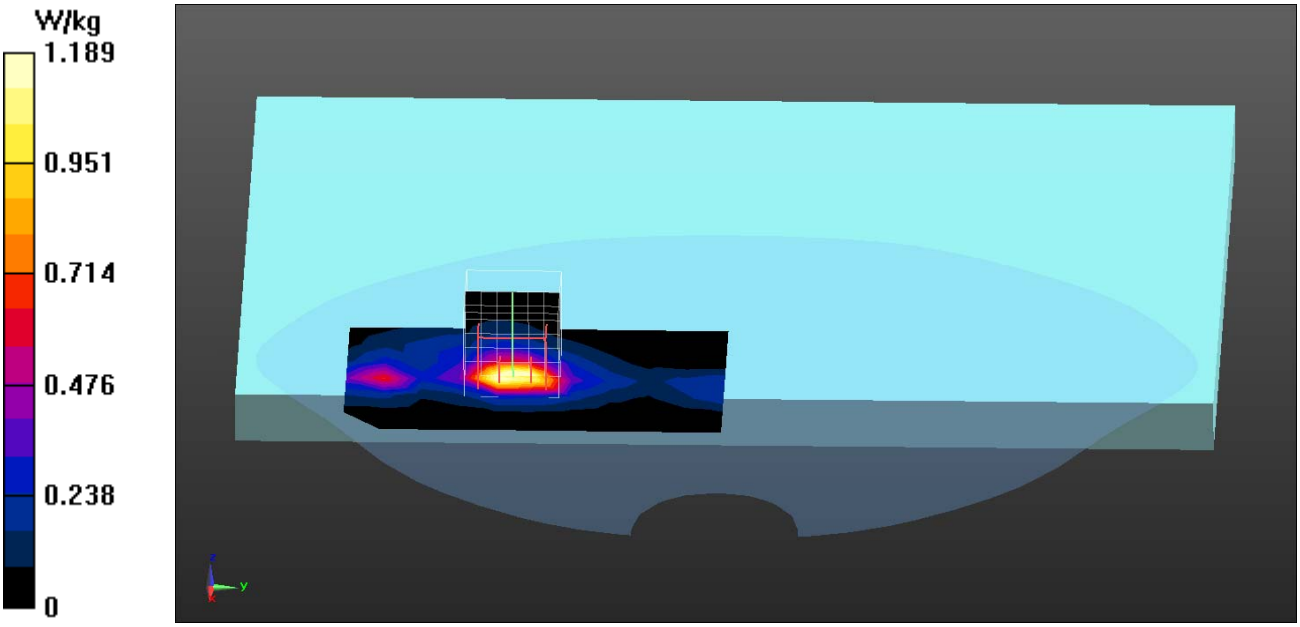

Test Laboratory: QuieTek-a DEKRA Date/Time: 2016/3/15

802.11g_8-Bottom SISO B(PORT 2) – NON Touch
DUT: Notebook; Type: Boardwalk
Communication System: UID 0, WLAN 2.4G; Frequency: 2447 MHz;
Communication System PAR: 0 dB
Medium parameters used: f = 2447 MHz; σ = 1.96 S/m; ε_r = 52.51; ρ = 1000 kg/m^3
Phantom section: Flat Section
Ambient Temperature (°C) : 23.4, Liquid Temperature (°C) : 21.1
Measurement Standard: DASY5 (IEEE/IEC/ANSI C63.19-2007)
DASY5 Configuration:

- Probe: EX3DV4 - SN3698; ConvF(6.75, 6.75, 6.75); Calibrated: 2015/11/24;
- Sensor-Surface: 3mm (Mechanical Surface Detection)
- Electronics: DAE4 Sn1207; Calibrated: 2015/11/20
- Phantom: SAM with left table; Type: SAM;
- Measurement SW: DASY52, Version 52.8 (8); SEMCAD X Version 14.6.10 (7331)

Configuration/Body/Area Scan (7x13x1): Measurement grid: dx=12mm, dy=12mm
Maximum value of SAR (measured) = 1.41 W/kg

Configuration/Body/Zoom Scan (7x7x7) (7x7x7)/Cube 0: Measurement grid: dx=5mm, dy=5mm, dz=5mm
Reference Value = 8.046 V/m; Power Drift = -0.03 dB
Peak SAR (extrapolated) = 2.90 W/kg
SAR(1 g) = 1.19 W/kg; SAR(10 g) = 0.517 W/kg
Maximum value of SAR (measured) = 1.60 W/kg

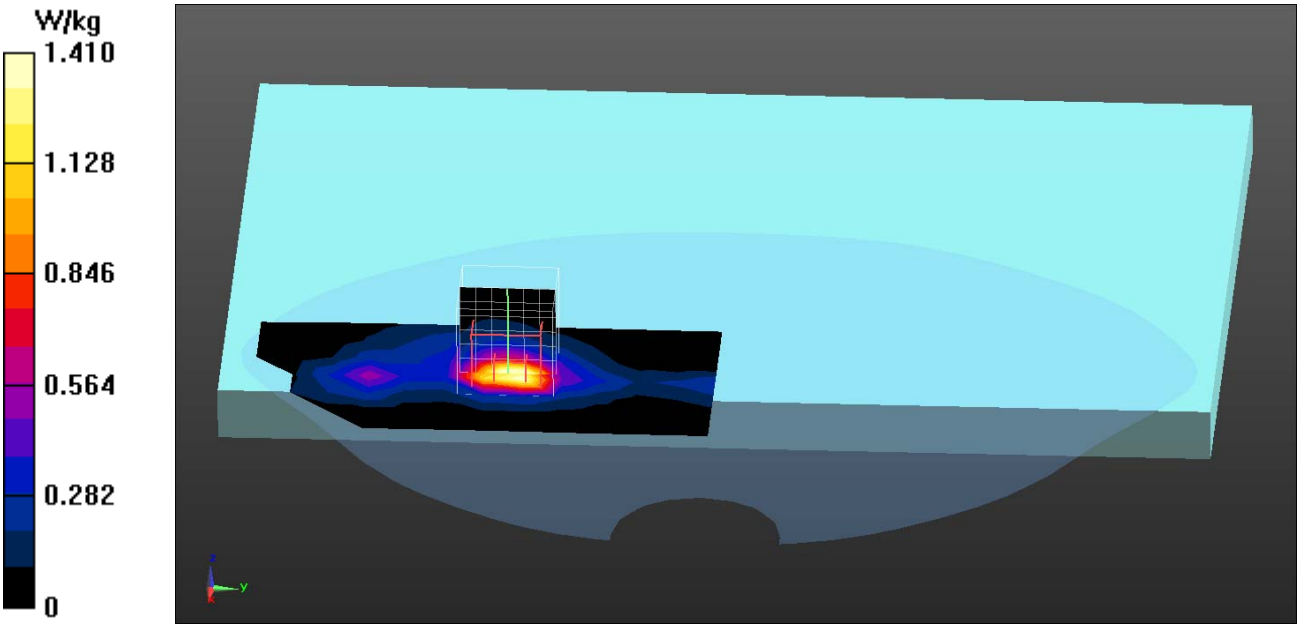

Test Laboratory: QuieTek-a DEKRA Date/Time: 2016/3/15

802.11n40M_5-Bottom SISO A(PORT 1) – NON Touch
DUT: Notebook; Type: Boardwalk
Communication System: UID 0, WLAN 2.4G; Frequency: 2432 MHz;
Communication System PAR: 0 dB
Medium parameters used: f = 2432 MHz; σ = 1.93 S/m; ε_r = 52.57; ρ = 1000 kg/m^3
Phantom section: Flat Section
Ambient Temperature (°C) : 23.4, Liquid Temperature (°C) : 21.1
Measurement Standard: DASY5 (IEEE/IEC/ANSI C63.19-2007)
DASY5 Configuration:

- Probe: EX3DV4 - SN3698; ConvF(6.75, 6.75, 6.75); Calibrated: 2015/11/24;
- Sensor-Surface: 3mm (Mechanical Surface Detection)
- Electronics: DAE4 Sn1207; Calibrated: 2015/11/20
- Phantom: SAM with left table; Type: SAM;
- Measurement SW: DASY52, Version 52.8 (8); SEMCAD X Version 14.6.10 (7331)

Configuration/Body/Area Scan (7x10x1): Measurement grid: dx=12mm, dy=12mm
Maximum value of SAR (measured) = 0.569 W/kg

Configuration/Body/Zoom Scan (7x7x7) (7x7x7)/Cube 0: Measurement grid: dx=5mm, dy=5mm, dz=5mm
Reference Value = 5.315 V/m; Power Drift = -0.09 dB
Peak SAR (extrapolated) = 1.14 W/kg
SAR(1 g) = 0.470 W/kg; SAR(10 g) = 0.207 W/kg
Maximum value of SAR (measured) = 0.656 W/kg

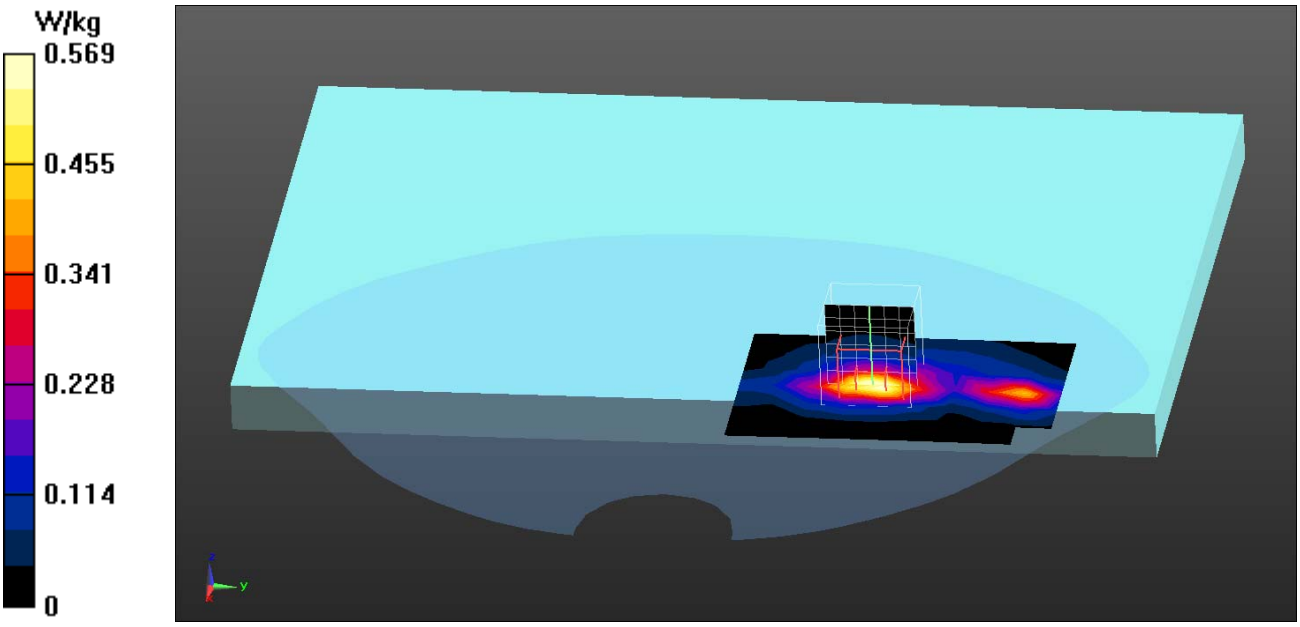

Test Laboratory: QuieTek-a DEKRA Date/Time: 2016/3/15

802.11n40M_5-Bottom SISO B(PORT 2) – NON Touch
DUT: Notebook; Type: Boardwalk
Communication System: UID 0, WLAN 2.4G; Frequency: 2432 MHz;
Communication System PAR: 0 dB
Medium parameters used: f = 2432 MHz; σ = 1.93 S/m; ε_r = 52.57; ρ = 1000 kg/m^3
Phantom section: Flat Section
Ambient Temperature (°C) : 23.4, Liquid Temperature (°C) : 21.1
Measurement Standard: DASY5 (IEEE/IEC/ANSI C63.19-2007)
DASY5 Configuration:

- Probe: EX3DV4 - SN3698; ConvF(6.75, 6.75, 6.75); Calibrated: 2015/11/24;
- Sensor-Surface: 3mm (Mechanical Surface Detection)
- Electronics: DAE4 Sn1207; Calibrated: 2015/11/20
- Phantom: SAM with left table; Type: SAM;
- Measurement SW: DASY52, Version 52.8 (8); SEMCAD X Version 14.6.10 (7331)

Configuration/Body/Area Scan (7x11x1): Measurement grid: dx=12mm, dy=12mm
Maximum value of SAR (measured) = 0.749 W/kg

Configuration/Body/Zoom Scan (7x7x7) (7x7x7)/Cube 0: Measurement grid: dx=5mm, dy=5mm, dz=5mm
Reference Value = 5.348 V/m; Power Drift = -0.11 dB
Peak SAR (extrapolated) = 1.59 W/kg
SAR(1 g) = 0.675 W/kg; SAR(10 g) = 0.294 W/kg
Maximum value of SAR (measured) = 0.910 W/kg

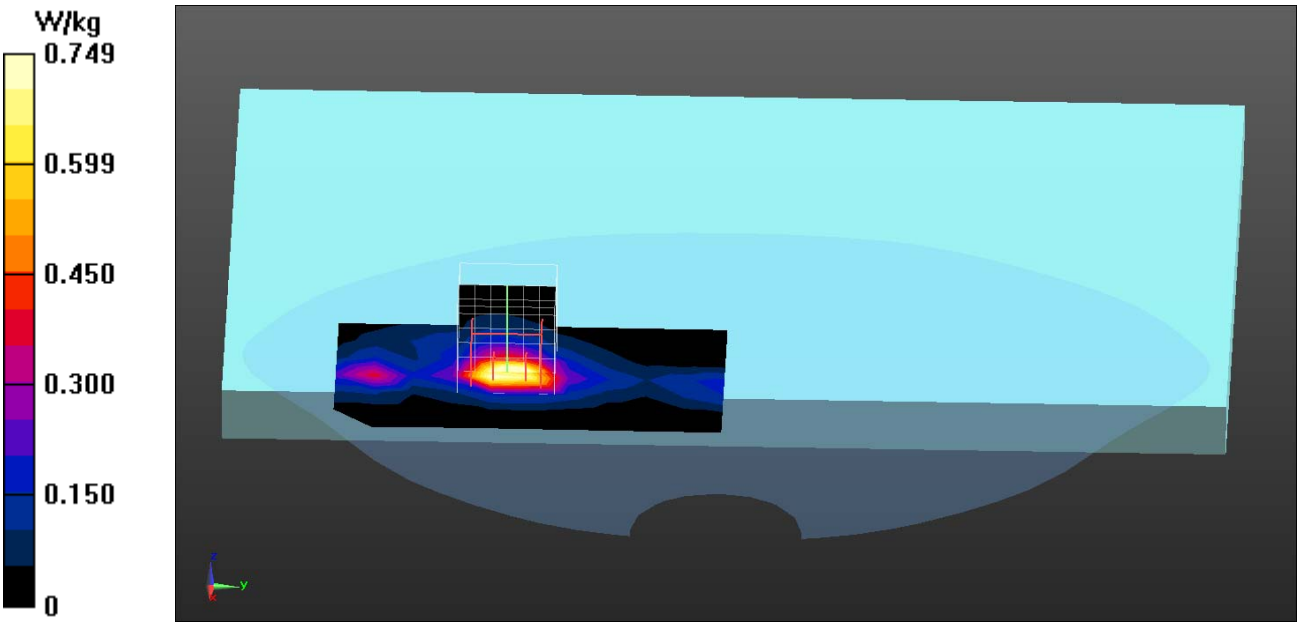

Test Laboratory: QuieTek-a DEKRA Date/Time: 2016/3/15

BT 1M_39-Bottom SISO B(PORT 2) – NON Touch
DUT: Notebook; Type: Boardwalk
Communication System: UID 0, BT 1M&3M&BLE; Frequency: 2441 MHz;
Communication System PAR: 0 dB
Medium parameters used: f = 2441 MHz; σ = 1.95 S/m; ε_r = 52.53; ρ = 1000 kg/m^3
Phantom section: Flat Section
Ambient Temperature (°C) : 23.4, Liquid Temperature (°C) : 21.1
Measurement Standard: DASY5 (IEEE/IEC/ANSI C63.19-2007)
DASY5 Configuration:

- Probe: EX3DV4 - SN3698; ConvF(6.75, 6.75, 6.75); Calibrated: 2015/11/24;
- Sensor-Surface: 3mm (Mechanical Surface Detection)
- Electronics: DAE4 Sn1207; Calibrated: 2015/11/20
- Phantom: SAM with left table; Type: SAM;
- Measurement SW: DASY52, Version 52.8 (8); SEMCAD X Version 14.6.10 (7331)

Configuration/Body/Area Scan (7x25x1): Measurement grid: dx=12mm, dy=12mm
Maximum value of SAR (measured) = 0.0725 W/kg

Configuration/Body/Zoom Scan (7x7x7) (7x7x7)/Cube 0: Measurement grid: dx=5mm, dy=5mm, dz=5mm
Reference Value = 2.676 V/m; Power Drift = -0.16 dB
Peak SAR (extrapolated) = 0.179 W/kg
SAR(1 g) = 0.070 W/kg; SAR(10 g) = 0.030 W/kg
Maximum value of SAR (measured) = 0.0978 W/kg

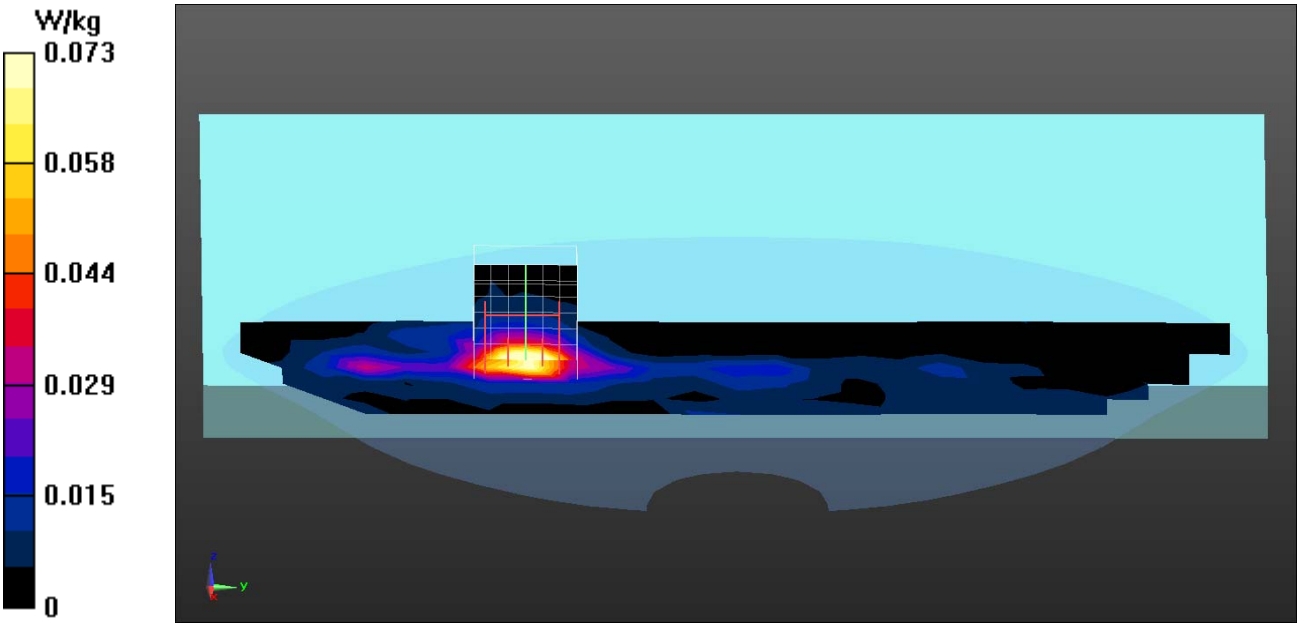

802.11g EUT Bottom (SISO B (PORT2)) – NON Touch Z-Axis plot
Channel: 8

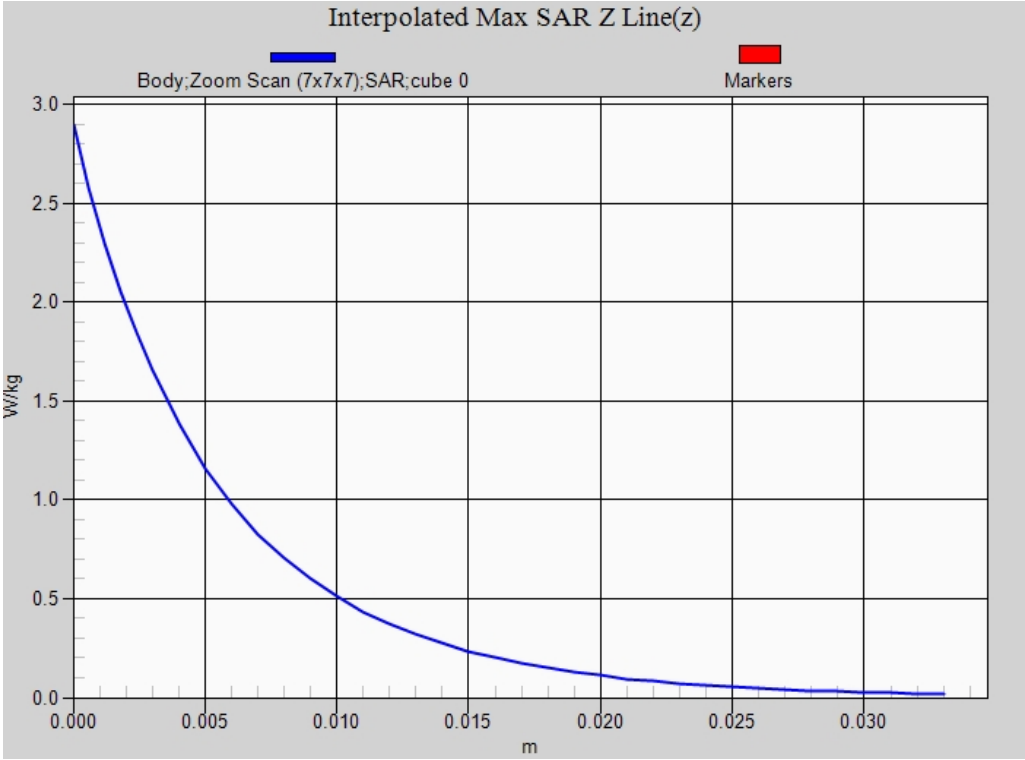

Test Laboratory: QuieTek-a DEKRA Date/Time: 2016/3/18

802.11a_104-Bottom SISO A(PORT 1) – Touch
DUT: Notebook; Type: Boardwalk
Communication System: UID 0, WLAN 5G; Frequency: 5520 MHz;
Communication System PAR: 0 dB
Medium parameters used: f = 5520 MHz; σ = 5.81 S/m; ε_r = 48.29; ρ = 1000 kg/m^3
Phantom section: Flat Section
Ambient Temperature (°C) : 21.7, Liquid Temperature (°C) : 21.3
Measurement Standard: DASY5 (IEEE/IEC/ANSI C63.19-2007)
DASY5 Configuration:

- Probe: EX3DV4 - SN3698; ConvF(3.67, 3.67, 3.67); Calibrated: 2015/11/24;
- Sensor-Surface: 1.4mm (Mechanical Surface Detection)
- Electronics: DAE4 Sn1207; Calibrated: 2015/11/20
- Phantom: SAM with right table; Type: SAM;
- Measurement SW: DASY52, Version 52.8 (8); SEMCAD X Version 14.6.10 (7331)

Configuration/Body/Area Scan (7x11x1): Measurement grid: dx=10mm, dy=10mm
Maximum value of SAR (measured) = 1.44 W/kg

Configuration/Body/Zoom Scan (7x7x12) (7x7x12)/Cube 0: Measurement grid: dx=4mm, dy=4mm, dz=2mm
Reference Value = 5.537 V/m; Power Drift = 0.13 dB
Peak SAR (extrapolated) = 2.77 W/kg
SAR(1 g) = 0.615 W/kg; SAR(10 g) = 0.186 W/kg.
Maximum value of SAR (measured) = 1.61 W/kg

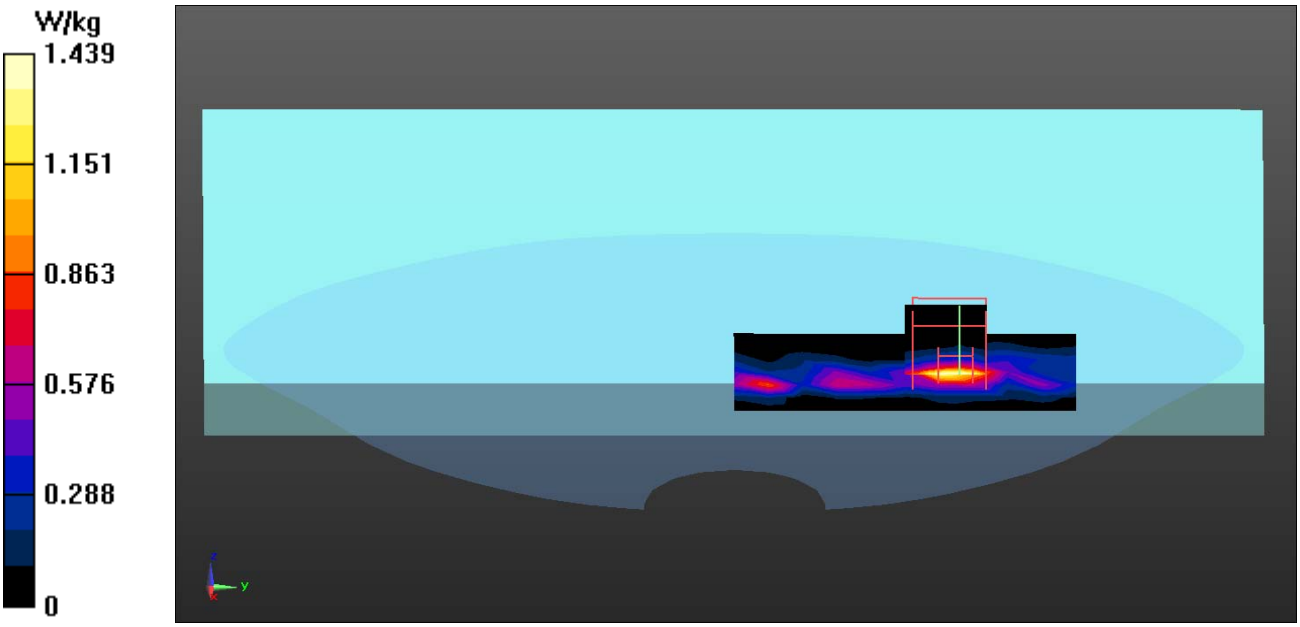

Test Laboratory: QuieTek-a DEKRA Date/Time: 2016/3/18

802.11a_108-Bottom SISO A(PORT 1) – Touch
DUT: Notebook; Type: Boardwalk
Communication System: UID 0, WLAN 5G; Frequency: 5540 MHz;
Communication System PAR: 0 dB
Medium parameters used: f = 5540 MHz; σ = 5.83 S/m; ε_r = 48.24; ρ = 1000 kg/m^3
Phantom section: Flat Section
Ambient Temperature (°C) : 21.7, Liquid Temperature (°C) : 21.3
Measurement Standard: DASY5 (IEEE/IEC/ANSI C63.19-2007)
DASY5 Configuration:

- Probe: EX3DV4 - SN3698; ConvF(3.67, 3.67, 3.67); Calibrated: 2015/11/24;
- Sensor-Surface: 1.4mm (Mechanical Surface Detection)
- Electronics: DAE4 Sn1207; Calibrated: 2015/11/20
- Phantom: SAM with right table; Type: SAM;
- Measurement SW: DASY52, Version 52.8 (8); SEMCAD X Version 14.6.10 (7331)

Configuration/Body/Area Scan (7x11x1): Measurement grid: dx=10mm, dy=10mm
Maximum value of SAR (measured) = 1.54 W/kg

Configuration/Body/Zoom Scan (7x7x12) (7x7x12)/Cube 0: Measurement grid: dx=4mm, dy=4mm, dz=2mm
Reference Value = 6.079 V/m; Power Drift = 0.08 dB
Peak SAR (extrapolated) = 2.92 W/kg
SAR(1 g) = 0.653 W/kg; SAR(10 g) = 0.198 W/kg
Maximum value of SAR (measured) = 1.71 W/kg

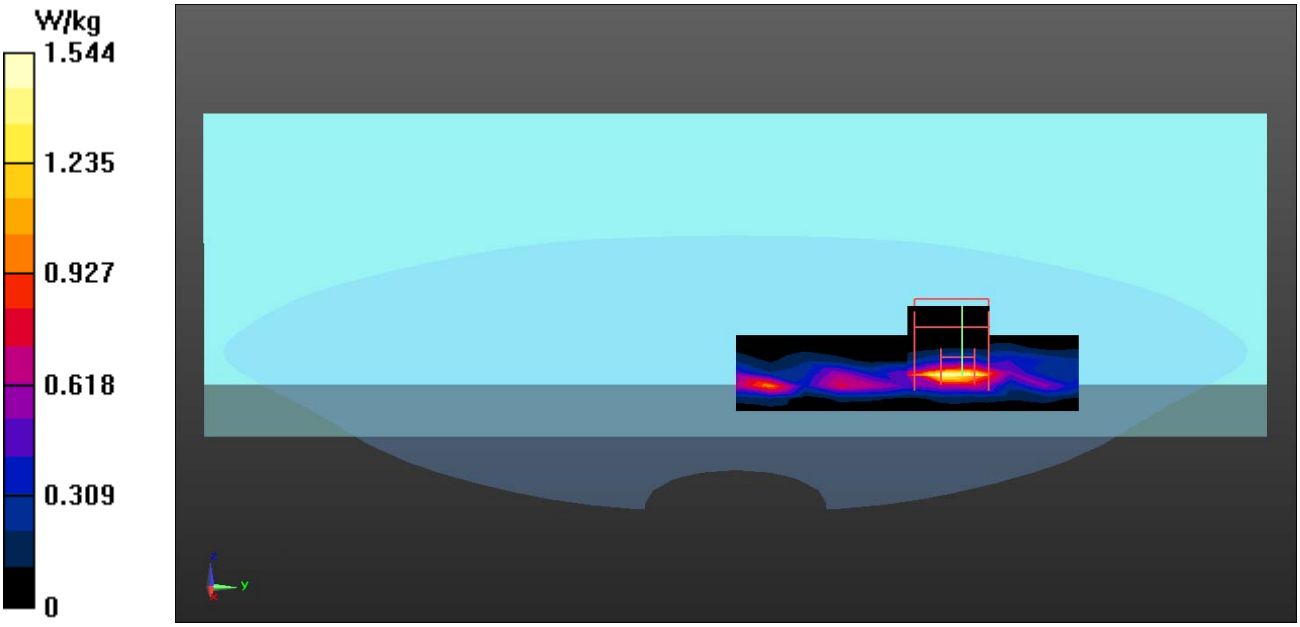

Test Laboratory: QuieTek-a DEKRA Date/Time: 2016/3/18

802.11a_112-Bottom SISO A(PORT 1) – Touch
DUT: Notebook; Type: Boardwalk
Communication System: UID 0, WLAN 5G; Frequency: 5560 MHz;
Communication System PAR: 0 dB
Medium parameters used: f = 5560 MHz; σ = 5.86 S/m; ε_r = 48.2; ρ = 1000 kg/m^3
Phantom section: Flat Section
Ambient Temperature (°C) : 21.7, Liquid Temperature (°C) : 21.3
Measurement Standard: DASY5 (IEEE/IEC/ANSI C63.19-2007)
DASY5 Configuration:

- Probe: EX3DV4 - SN3698; ConvF(3.5, 3.5, 3.5); Calibrated: 2015/11/24;
- Sensor-Surface: 1.4mm (Mechanical Surface Detection)
- Electronics: DAE4 Sn1207; Calibrated: 2015/11/20
- Phantom: SAM with right table; Type: SAM;
- Measurement SW: DASY52, Version 52.8 (8); SEMCAD X Version 14.6.10 (7331)

Configuration/Body/Area Scan (7x11x1): Measurement grid: dx=10mm, dy=10mm
Maximum value of SAR (measured) = 1.63 W/kg

Configuration/Body/Zoom Scan (7x7x12) (7x7x12)/Cube 0: Measurement grid: dx=4mm, dy=4mm, dz=2mm
Reference Value = 6.665 V/m; Power Drift = 0.05 dB
Peak SAR (extrapolated) = 3.16 W/kg
SAR(1 g) = 0.705 W/kg; SAR(10 g) = 0.219 W/kg
Maximum value of SAR (measured) = 1.85 W/kg

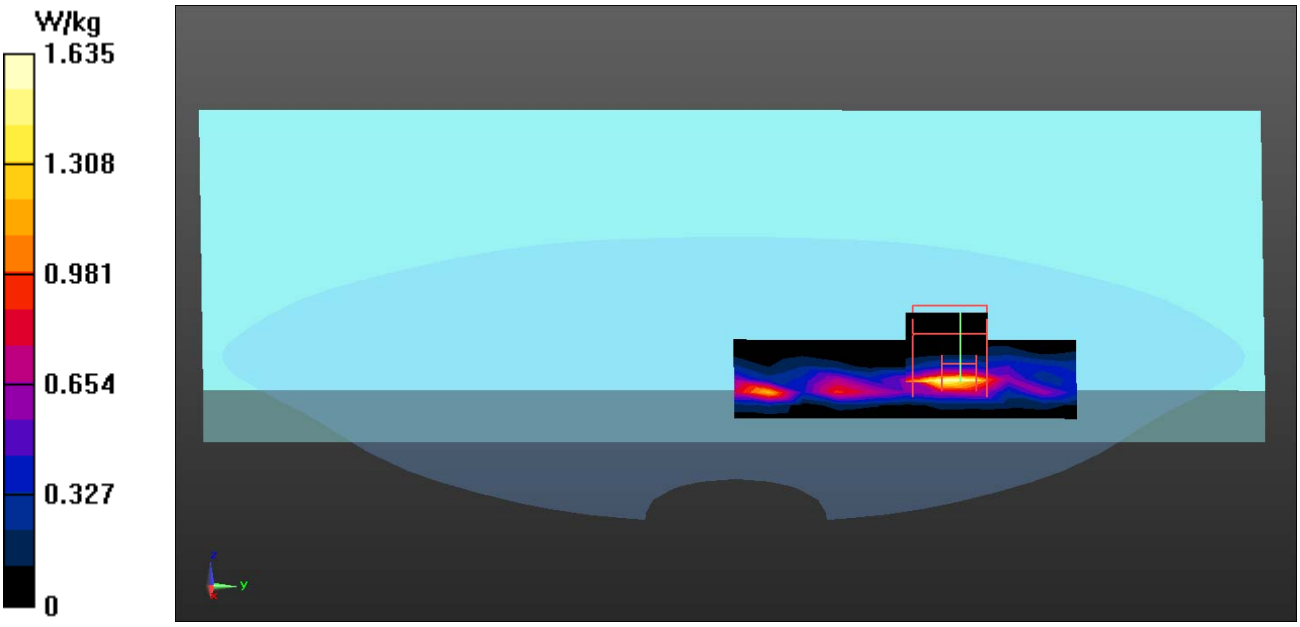

Test Laboratory: QuieTek-a DEKRA Date/Time: 2016/3/16

802.11a_40-Bottom SISO B(PORT 2) – Touch
DUT: Notebook; Type: Boardwalk
Communication System: UID 0, WLAN 5G; Frequency: 5200 MHz;
Communication System PAR: 0 dB
Medium parameters used: f = 5200 MHz; σ = 5.31 S/m; ε_r = 49.15; ρ = 1000 kg/m^3
Phantom section: Flat Section
Ambient Temperature (°C) : 21.6, Liquid Temperature (°C) : 20.9
Measurement Standard: DASY5 (IEEE/IEC/ANSI C63.19-2007)
DASY5 Configuration:

- Probe: EX3DV4 - SN3698; ConvF(4.2, 4.2, 4.2); Calibrated: 2015/11/24;
- Sensor-Surface: 1.4mm (Mechanical Surface Detection)
- Electronics: DAE4 Sn1207; Calibrated: 2015/11/20
- Phantom: SAM with right table; Type: SAM;
- Measurement SW: DASY52, Version 52.8 (8); SEMCAD X Version 14.6.10 (7331)

Configuration/Body/Area Scan (7x9x1): Measurement grid: dx=10mm, dy=10mm
Maximum value of SAR (measured) = 1.33 W/kg

Configuration/Body/Zoom Scan (7x7x12) (7x7x12)/Cube 0: Measurement grid: dx=4mm, dy=4mm, dz=2mm
Reference Value = 6.336 V/m; Power Drift = -0.05 dB
Peak SAR (extrapolated) = 3.83 W/kg
SAR(1 g) = 0.868 W/kg; SAR(10 g) = 0.266 W/kg
Maximum value of SAR (measured) = 2.16 W/kg

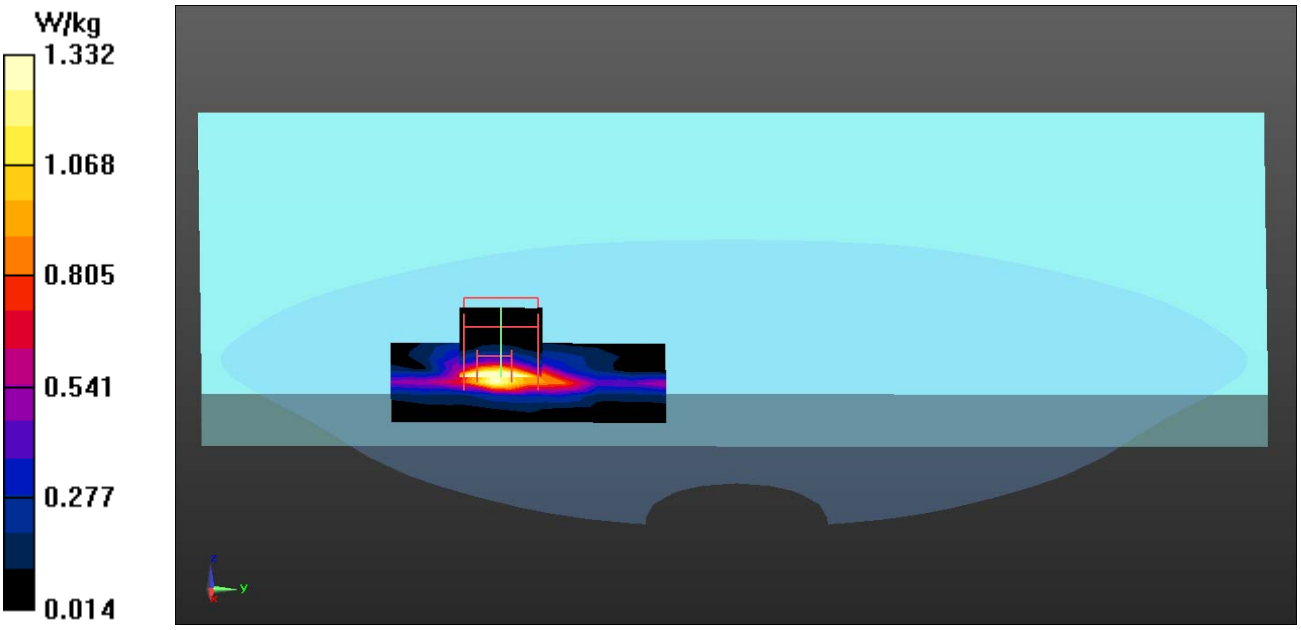

Test Laboratory: QuieTek-a DEKRA Date/Time: 2016/3/18

802.11a_104-Bottom SISO B(PORT 2) – Touch
DUT: Notebook; Type: Boardwalk
Communication System: UID 0, WLAN 5G; Frequency: 5520 MHz;
Communication System PAR: 0 dB
Medium parameters used: f = 5520 MHz; σ = 5.81 S/m; ε_r = 48.29; ρ = 1000 kg/m^3
Phantom section: Flat Section
Ambient Temperature (°C) : 21.7, Liquid Temperature (°C) : 21.3
Measurement Standard: DASY5 (IEEE/IEC/ANSI C63.19-2007)
DASY5 Configuration:

- Probe: EX3DV4 - SN3698; ConvF(3.67, 3.67, 3.67); Calibrated: 2015/11/24;
- Sensor-Surface: 1.4mm (Mechanical Surface Detection)
- Electronics: DAE4 Sn1207; Calibrated: 2015/11/20
- Phantom: SAM with right table; Type: SAM;
- Measurement SW: DASY52, Version 52.8 (8); SEMCAD X Version 14.6.10 (7331)

Configuration/Body/Area Scan (7x11x1): Measurement grid: dx=10mm, dy=10mm
Maximum value of SAR (measured) = 1.19 W/kg

Configuration/Body/Zoom Scan (7x7x12) (7x7x12)/Cube 0: Measurement grid: dx=4mm, dy=4mm, dz=2mm
Reference Value = 0.7860 V/m; Power Drift = 0.01 dB
Peak SAR (extrapolated) = 2.99 W/kg
SAR(1 g) = 0.699 W/kg; SAR(10 g) = 0.231 W/kg
Maximum value of SAR (measured) = 1.71 W/kg

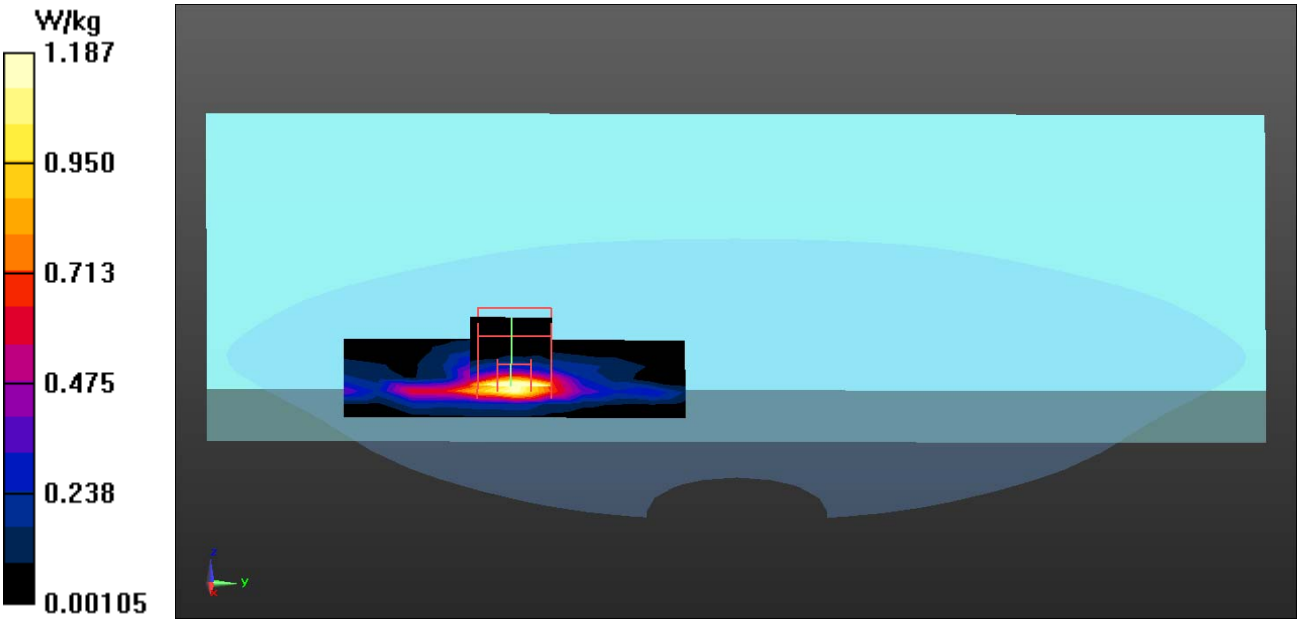

Test Laboratory: QuieTek-a DEKRA Date/Time: 2016/3/18

802.11a_108-Bottom SISO B(PORT 2) – Touch
DUT: Notebook; Type: Boardwalk
Communication System: UID 0, WLAN 5G; Frequency: 5540 MHz;
Communication System PAR: 0 dB
Medium parameters used: f = 5540 MHz; σ = 5.83 S/m; ε_r = 48.24; ρ = 1000 kg/m^3
Phantom section: Flat Section
Ambient Temperature (°C) : 21.7, Liquid Temperature (°C) : 21.3
Measurement Standard: DASY5 (IEEE/IEC/ANSI C63.19-2007)
DASY5 Configuration:

- Probe: EX3DV4 - SN3698; ConvF(3.67, 3.67, 3.67); Calibrated: 2015/11/24;
- Sensor-Surface: 1.4mm (Mechanical Surface Detection)
- Electronics: DAE4 Sn1207; Calibrated: 2015/11/20
- Phantom: SAM with right table; Type: SAM;
- Measurement SW: DASY52, Version 52.8 (8); SEMCAD X Version 14.6.10 (7331)

Configuration/Body/Area Scan (7x11x1): Measurement grid: dx=10mm, dy=10mm
Maximum value of SAR (measured) = 1.16 W/kg

Configuration/Body/Zoom Scan (7x7x12) (7x7x12)/Cube 0: Measurement grid: dx=4mm, dy=4mm, dz=2mm
Reference Value = 1.006 V/m; Power Drift = 0.02 dB
Peak SAR (extrapolated) = 2.92 W/kg
SAR(1 g) = 0.654 W/kg; SAR(10 g) = 0.216 W/kg
Maximum value of SAR (measured) = 1.70 W/kg

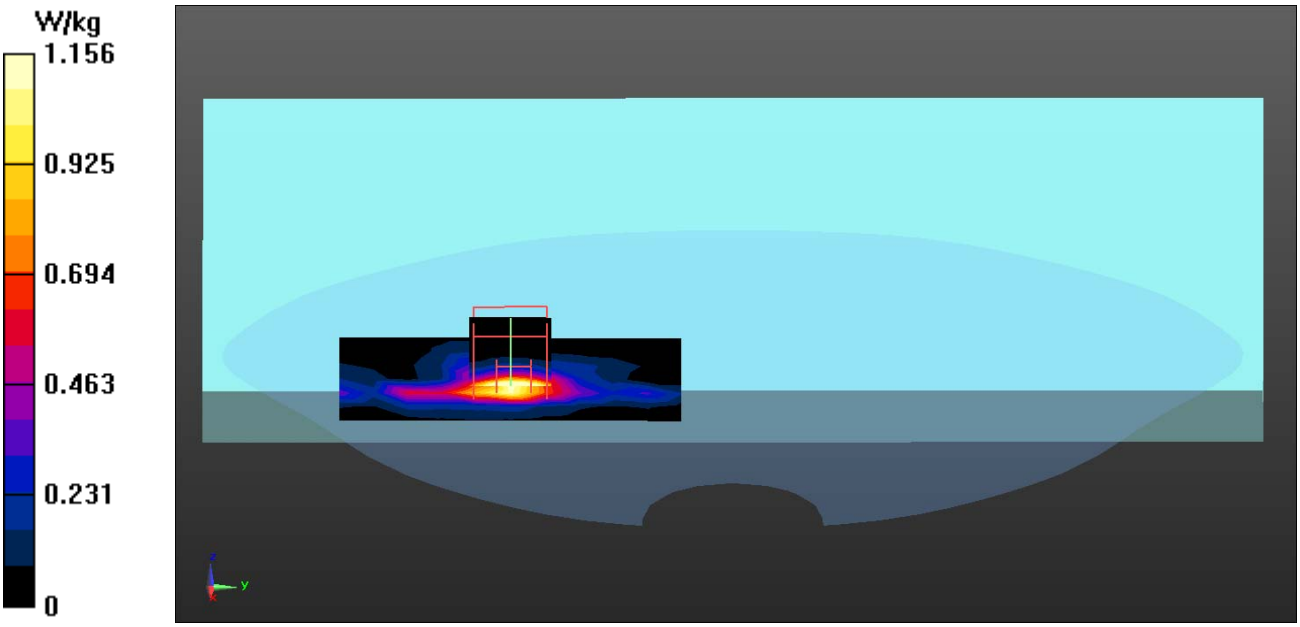

Test Laboratory: QuieTek-a DEKRA Date/Time: 2016/3/18

802.11a_112-Bottom SISO B(PORT 2) – Touch
DUT: Notebook; Type: Boardwalk
Communication System: UID 0, WLAN 5G; Frequency: 5560 MHz;
Communication System PAR: 0 dB
Medium parameters used: f = 5560 MHz; σ = 5.86 S/m; ε_r = 48.2; ρ = 1000 kg/m^3
Phantom section: Flat Section
Ambient Temperature (°C) : 21.7, Liquid Temperature (°C) : 21.3
Measurement Standard: DASY5 (IEEE/IEC/ANSI C63.19-2007)
DASY5 Configuration:

- Probe: EX3DV4 - SN3698; ConvF(3.5, 3.5, 3.5); Calibrated: 2015/11/24;
- Sensor-Surface: 1.4mm (Mechanical Surface Detection)
- Electronics: DAE4 Sn1207; Calibrated: 2015/11/20
- Phantom: SAM with right table; Type: SAM;
- Measurement SW: DASY52, Version 52.8 (8); SEMCAD X Version 14.6.10 (7331)

Configuration/Body/Area Scan (7x11x1): Measurement grid: dx=10mm, dy=10mm
Maximum value of SAR (measured) = 1.32 W/kg

Configuration/Body/Zoom Scan (7x7x12) (7x7x12)/Cube 0: Measurement grid: dx=4mm, dy=4mm, dz=2mm
Reference Value = 0.7570 V/m; Power Drift = 0.09 dB
Peak SAR (extrapolated) = 3.38 W/kg
SAR(1 g) = 0.741 W/kg; SAR(10 g) = 0.233 W/kg
Maximum value of SAR (measured) = 1.88 W/kg

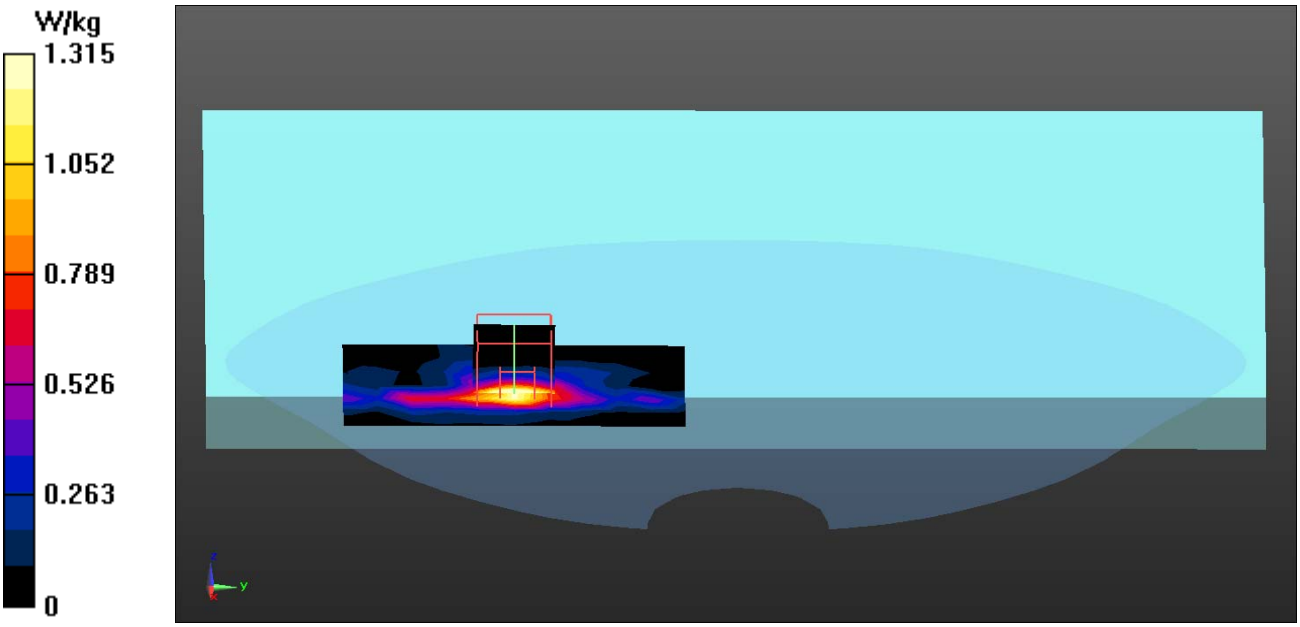

Test Laboratory: QuieTek-a DEKRA Date/Time: 2016/3/16

802.11n40M_46-Bottom SISO A(PORT 1) – Touch
DUT: Notebook; Type: Boardwalk
Communication System: UID 0, WLAN 5G; Frequency: 5230 MHz;
Communication System PAR: 0 dB
Medium parameters used: f = 5230 MHz; σ = 5.36 S/m; ε_r = 49.08; ρ = 1000 kg/m^3
Phantom section: Flat Section
Ambient Temperature (°C) : 21.6, Liquid Temperature (°C) : 20.9
Measurement Standard: DASY5 (IEEE/IEC/ANSI C63.19-2007)
DASY5 Configuration:

- Probe: EX3DV4 - SN3698; ConvF(4.2, 4.2, 4.2); Calibrated: 2015/11/24;
- Sensor-Surface: 1.4mm (Mechanical Surface Detection)
- Electronics: DAE4 Sn1207; Calibrated: 2015/11/20
- Phantom: SAM with right table; Type: SAM;
- Measurement SW: DASY52, Version 52.8 (8); SEMCAD X Version 14.6.10 (7331)

Configuration/Body/Area Scan (7x10x1): Measurement grid: dx=10mm, dy=10mm
Maximum value of SAR (measured) = 1.73 W/kg

Configuration/Body/Zoom Scan (7x7x12) (7x7x12)/Cube 0: Measurement grid: dx=4mm, dy=4mm, dz=2mm
Reference Value = 5.332 V/m; Power Drift = -0.07 dB
Peak SAR (extrapolated) = 3.02 W/kg
SAR(1 g) = 0.629 W/kg; SAR(10 g) = 0.173 W/kg
Maximum value of SAR (measured) = 1.71 W/kg

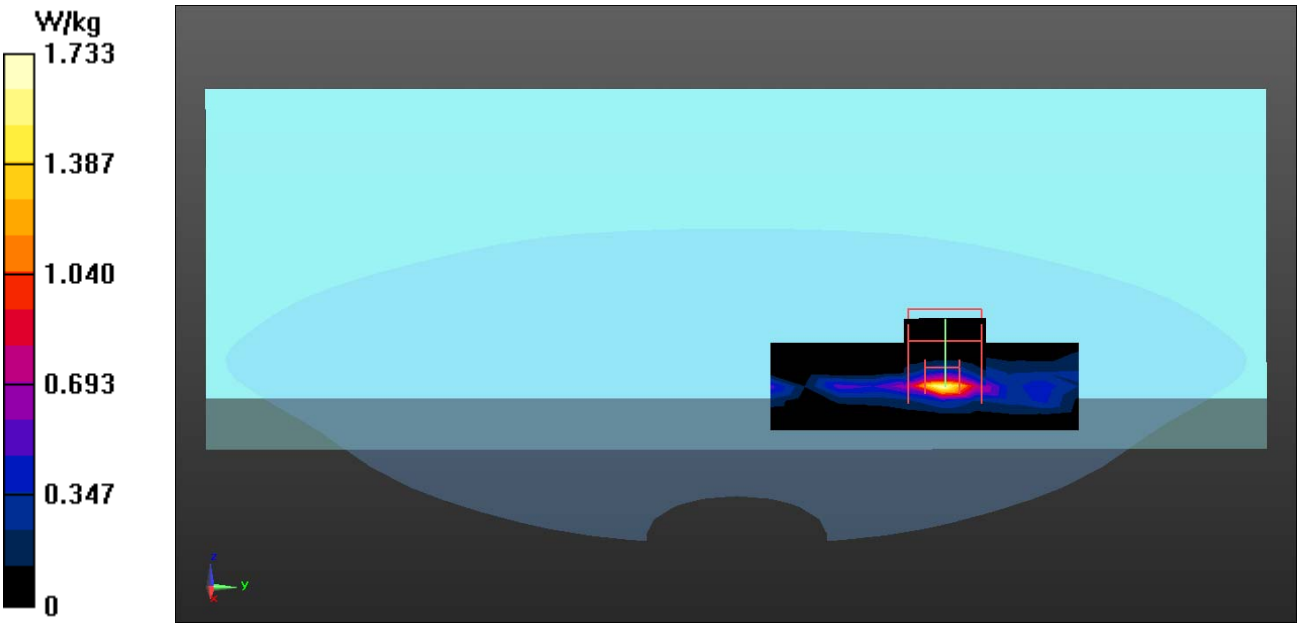

Test Laboratory: QuieTek-a DEKRA Date/Time: 2016/3/17

802.11n40M_54-Bottom SISO A(PORT 1) – Touch
DUT: Notebook; Type: Boardwalk
Communication System: UID 0, WLAN 5G; Frequency: 5270 MHz;
Communication System PAR: 0 dB
Medium parameters used: f = 5270 MHz; σ = 5.42 S/m; ε_r = 48.96; ρ = 1000 kg/m^3
Phantom section: Flat Section
Ambient Temperature (°C) : 20.9, Liquid Temperature (°C) : 20.5
Measurement Standard: DASY5 (IEEE/IEC/ANSI C63.19-2007)
DASY5 Configuration:

- Probe: EX3DV4 - SN3698; ConvF(4.05, 4.05, 4.05); Calibrated: 2015/11/24;
- Sensor-Surface: 1.4mm (Mechanical Surface Detection)
- Electronics: DAE4 Sn1207; Calibrated: 2015/11/20
- Phantom: SAM with right table; Type: SAM;
- Measurement SW: DASY52, Version 52.8 (8); SEMCAD X Version 14.6.10 (7331)

Configuration/Body/Area Scan (6x12x1): Measurement grid: dx=10mm, dy=10mm
Maximum value of SAR (measured) = 1.78 W/kg

Configuration/Body/Zoom Scan (7x7x12) (7x7x12)/Cube 0: Measurement grid: dx=4mm, dy=4mm, dz=2mm
Reference Value = 5.294 V/m; Power Drift = -0.04 dB
Peak SAR (extrapolated) = 4.01 W/kg
SAR(1 g) = 0.765 W/kg; SAR(10 g) = 0.205 W/kg
Maximum value of SAR (measured) = 2.16 W/kg

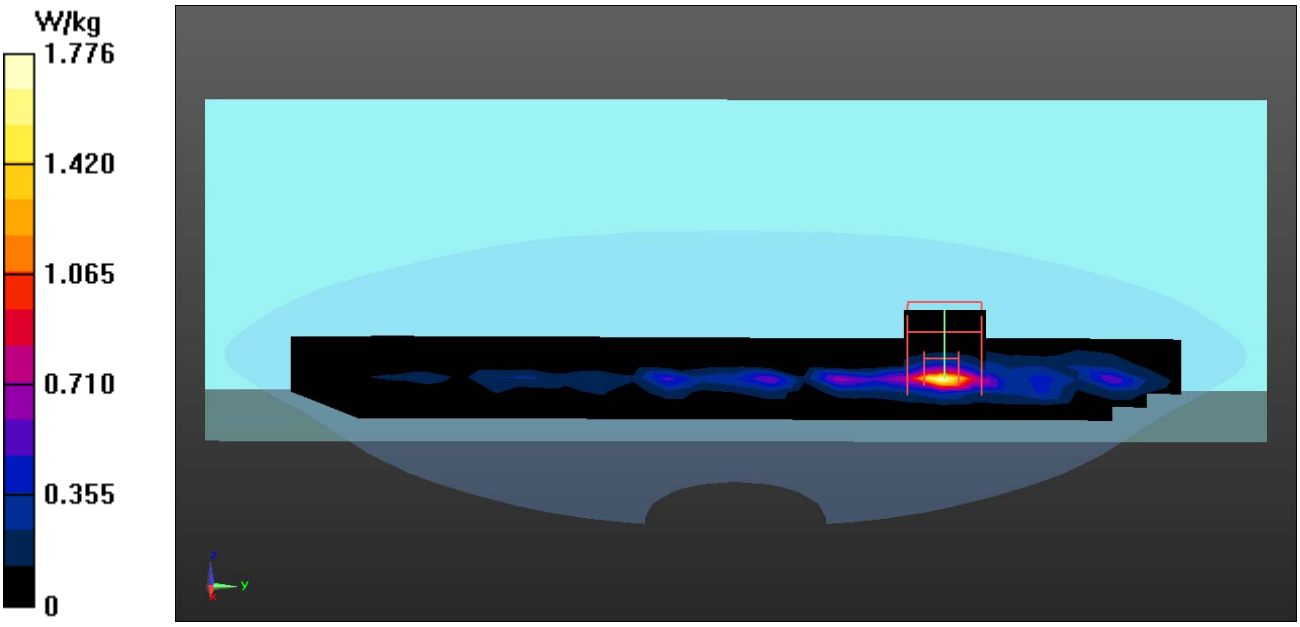

Test Laboratory: QuieTek-a DEKRA Date/Time: 2016/3/18

802.11n40M_118-Bottom SISO A(PORT 1) – Touch
DUT: Notebook; Type: Boardwalk
Communication System: UID 0, WLAN 5G; Frequency: 5590 MHz;
Communication System PAR: 0 dB
Medium parameters used: f = 5590 MHz; σ = 5.91 S/m; ε_r = 48.11; ρ = 1000 kg/m^3
Phantom section: Flat Section
Ambient Temperature (°C) : 21.7, Liquid Temperature (°C) : 21.3
Measurement Standard: DASY5 (IEEE/IEC/ANSI C63.19-2007)
DASY5 Configuration:

- Probe: EX3DV4 - SN3698; ConvF(3.5, 3.5, 3.5); Calibrated: 2015/11/24;
- Sensor-Surface: 1.4mm (Mechanical Surface Detection)
- Electronics: DAE4 Sn1207; Calibrated: 2015/11/20
- Phantom: SAM with right table; Type: SAM;
- Measurement SW: DASY52, Version 52.8 (8); SEMCAD X Version 14.6.10 (7331)

Configuration/Body/Area Scan (7x10x1): Measurement grid: dx=10mm, dy=10mm
Maximum value of SAR (measured) = 1.84 W/kg

Configuration/Body/Zoom Scan (7x7x12) (7x7x12)/Cube 0: Measurement grid: dx=4mm, dy=4mm, dz=2mm
Reference Value = 8.397 V/m; Power Drift = -0.11 dB
Peak SAR (extrapolated) = 3.46 W/kg
SAR(1 g) = 0.747 W/kg; SAR(10 g) = 0.219 W/kg
Maximum value of SAR (measured) = 2.04 W/kg

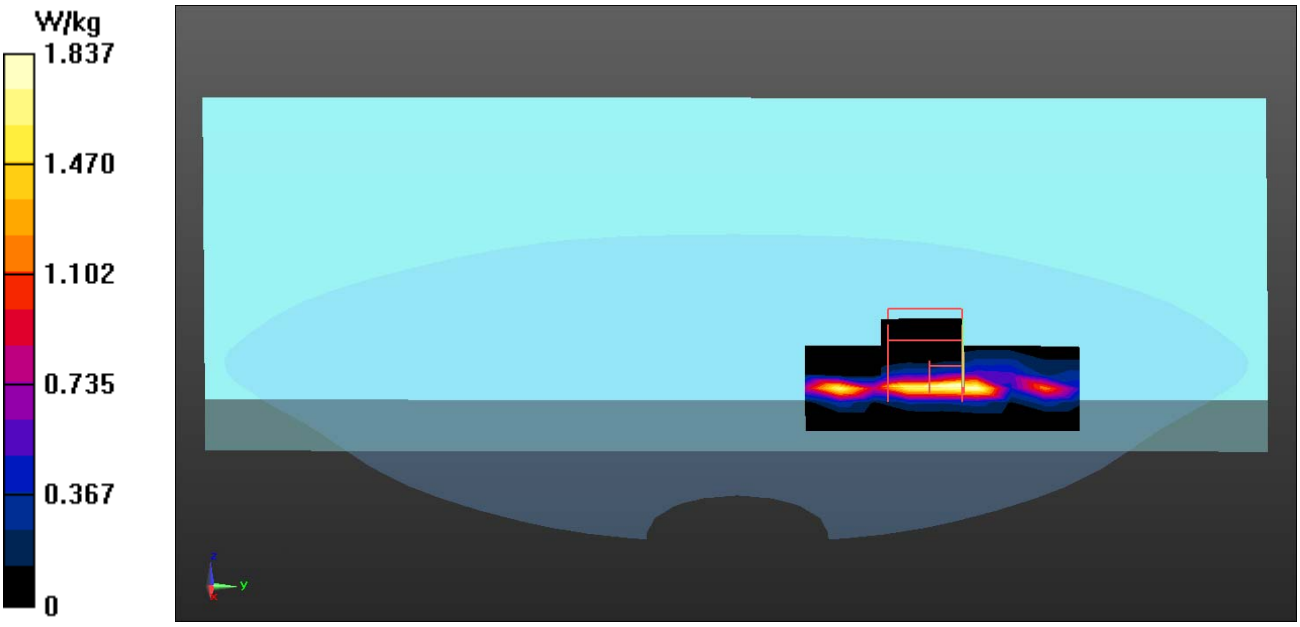

Test Laboratory: QuieTek-a DEKRA Date/Time: 2016/3/18

802.11n40M_126-Bottom SISO A(PORT 1) – Touch
DUT: Notebook; Type: Boardwalk
Communication System: UID 0, WLAN 5G; Frequency: 5630 MHz;
Communication System PAR: 0 dB
Medium parameters used: f = 5630 MHz; σ = 5.96 S/m; ε_r = 48.01; ρ = 1000 kg/m^3
Phantom section: Flat Section
Ambient Temperature (°C) : 21.7, Liquid Temperature (°C) : 21.3
Measurement Standard: DASY5 (IEEE/IEC/ANSI C63.19-2007)
DASY5 Configuration:

- Probe: EX3DV4 - SN3698; ConvF(3.5, 3.5, 3.5); Calibrated: 2015/11/24;
- Sensor-Surface: 1.4mm (Mechanical Surface Detection)
- Electronics: DAE4 Sn1207; Calibrated: 2015/11/20
- Phantom: SAM with right table; Type: SAM;
- Measurement SW: DASY52, Version 52.8 (8); SEMCAD X Version 14.6.10 (7331)

Configuration/Body/Area Scan (7x9x1): Measurement grid: dx=10mm, dy=10mm
Maximum value of SAR (measured) = 1.62 W/kg

Configuration/Body/Zoom Scan (7x7x12) (7x7x12)/Cube 0: Measurement grid: dx=4mm, dy=4mm, dz=2mm
Reference Value = 9.582 V/m; Power Drift = -0.16 dB
Peak SAR (extrapolated) = 3.54 W/kg
SAR(1 g) = 0.667 W/kg; SAR(10 g) = 0.202 W/kg
Maximum value of SAR (measured) = 1.81 W/kg

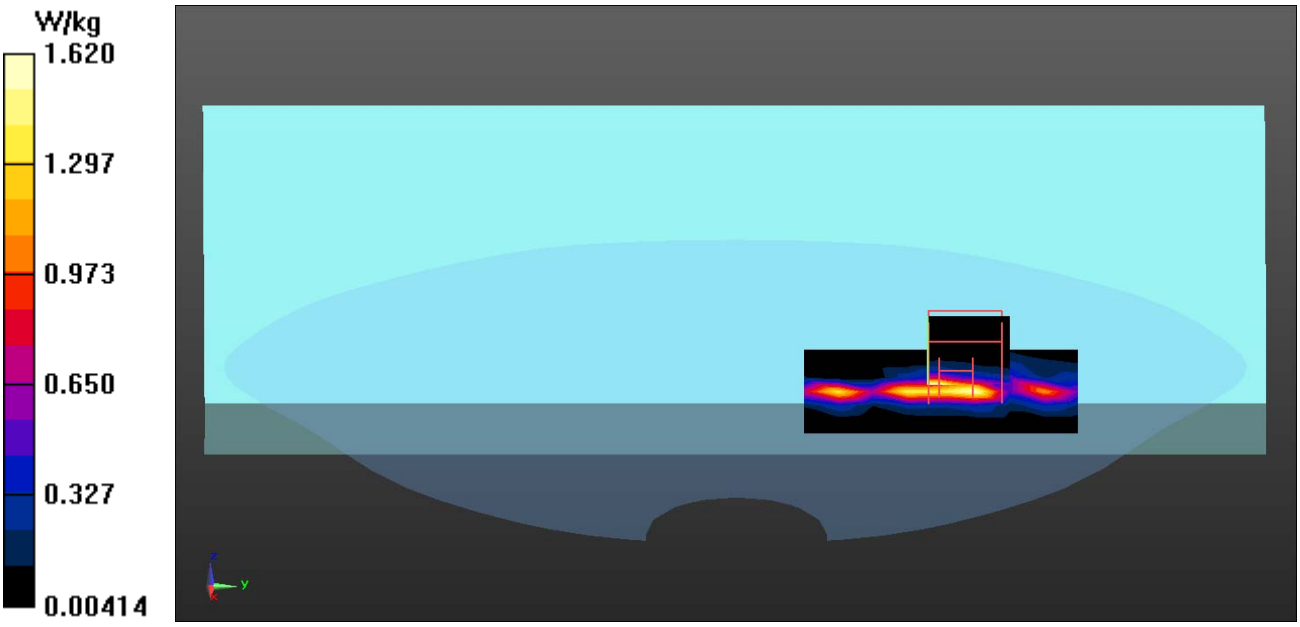

Test Laboratory: QuieTek-a DEKRA Date/Time: 2016/3/19

802.11n40M_142-Bottom SISO A(PORT 1) – Touch
DUT: Notebook; Type: Boardwalk
Communication System: UID 0, WLAN 5G; Frequency: 5710 MHz;
Communication System PAR: 0 dB
Medium parameters used: f = 5710 MHz; σ = 6.06 S/m; ε_r = 47.79; ρ = 1000 kg/m^3
Phantom section: Flat Section
Ambient Temperature (°C) : 21.2, Liquid Temperature (°C) : 20.7
Measurement Standard: DASY5 (IEEE/IEC/ANSI C63.19-2007)
DASY5 Configuration:

- Probe: EX3DV4 - SN3698; ConvF(3.72, 3.72, 3.72); Calibrated: 2015/11/24;
- Sensor-Surface: 1.4mm (Mechanical Surface Detection)
- Electronics: DAE4 Sn1207; Calibrated: 2015/11/20
- Phantom: SAM with right table; Type: SAM;
- Measurement SW: DASY52, Version 52.8 (8); SEMCAD X Version 14.6.10 (7331)

Configuration/Body/Area Scan (7x9x1): Measurement grid: dx=10mm, dy=10mm
Maximum value of SAR (measured) = 1.20 W/kg

Configuration/Body/Zoom Scan (7x7x12) (7x7x12)/Cube 0: Measurement grid: dx=4mm, dy=4mm, dz=2mm
Reference Value = 7.683 V/m; Power Drift = -0.02 dB
Peak SAR (extrapolated) = 2.59 W/kg
SAR(1 g) = 0.474 W/kg; SAR(10 g) = 0.149 W/kg
Maximum value of SAR (measured) = 1.30 W/kg

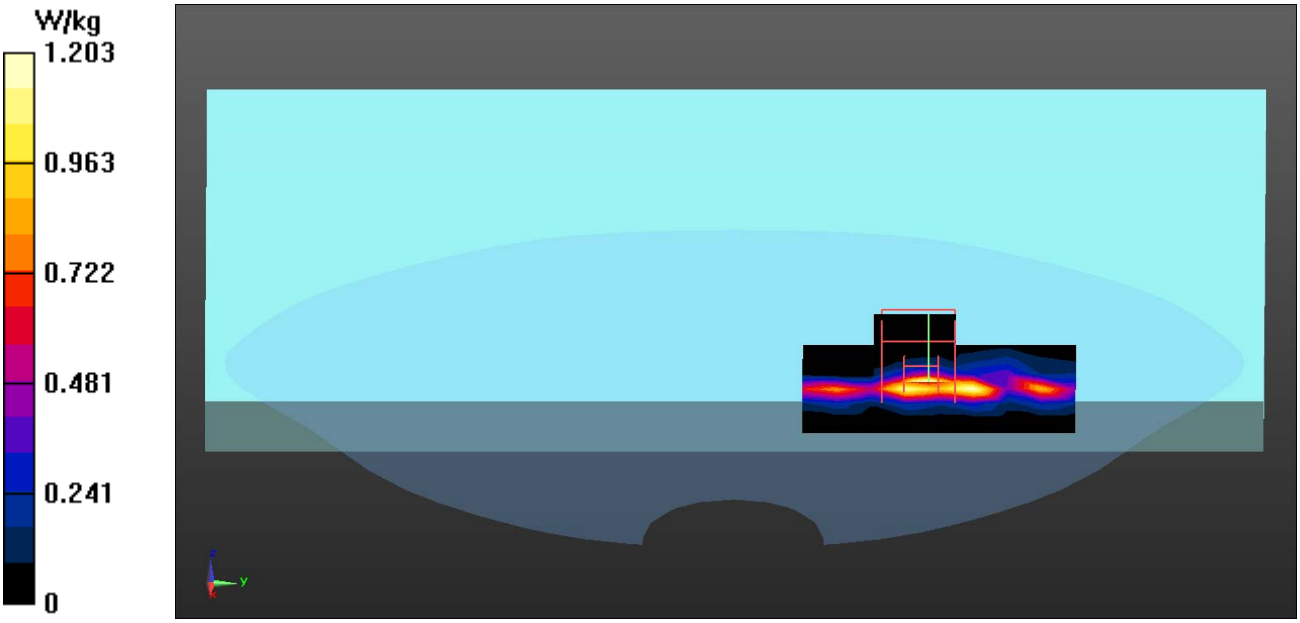

Test Laboratory: QuieTek-a DEKRA Date/Time: 2016/3/19

802.11n40M_151-Bottom SISO A(PORT 1) – Touch
DUT: Notebook; Type: Boardwalk
Communication System: UID 0, WLAN 5G; Frequency: 5755 MHz;
Communication System PAR: 0 dB
Medium parameters used: f = 5755 MHz; σ = 6.14 S/m; ε_r = 47.68; ρ = 1000 kg/m^3
Phantom section: Flat Section
Ambient Temperature (°C) : 21.2, Liquid Temperature (°C) : 20.7
Measurement Standard: DASY5 (IEEE/IEC/ANSI C63.19-2007)
DASY5 Configuration:

- Probe: EX3DV4 - SN3698; ConvF(3.72, 3.72, 3.72); Calibrated: 2015/11/24;
- Sensor-Surface: 1.4mm (Mechanical Surface Detection)
- Electronics: DAE4 Sn1207; Calibrated: 2015/11/20
- Phantom: SAM with right table; Type: SAM;
- Measurement SW: DASY52, Version 52.8 (8); SEMCAD X Version 14.6.10 (7331)

Configuration/Body/Area Scan (7x9x1): Measurement grid: dx=10mm, dy=10mm
Maximum value of SAR (measured) = 1.16 W/kg

Configuration/Body/Zoom Scan (7x7x12) (7x7x12)/Cube 0: Measurement grid: dx=4mm, dy=4mm, dz=2mm
Reference Value = 6.653 V/m; Power Drift = -0.07 dB
Peak SAR (extrapolated) = 2.57 W/kg
SAR(1 g) = 0.470 W/kg; SAR(10 g) = 0.147 W/kg
Maximum value of SAR (measured) = 1.29 W/kg

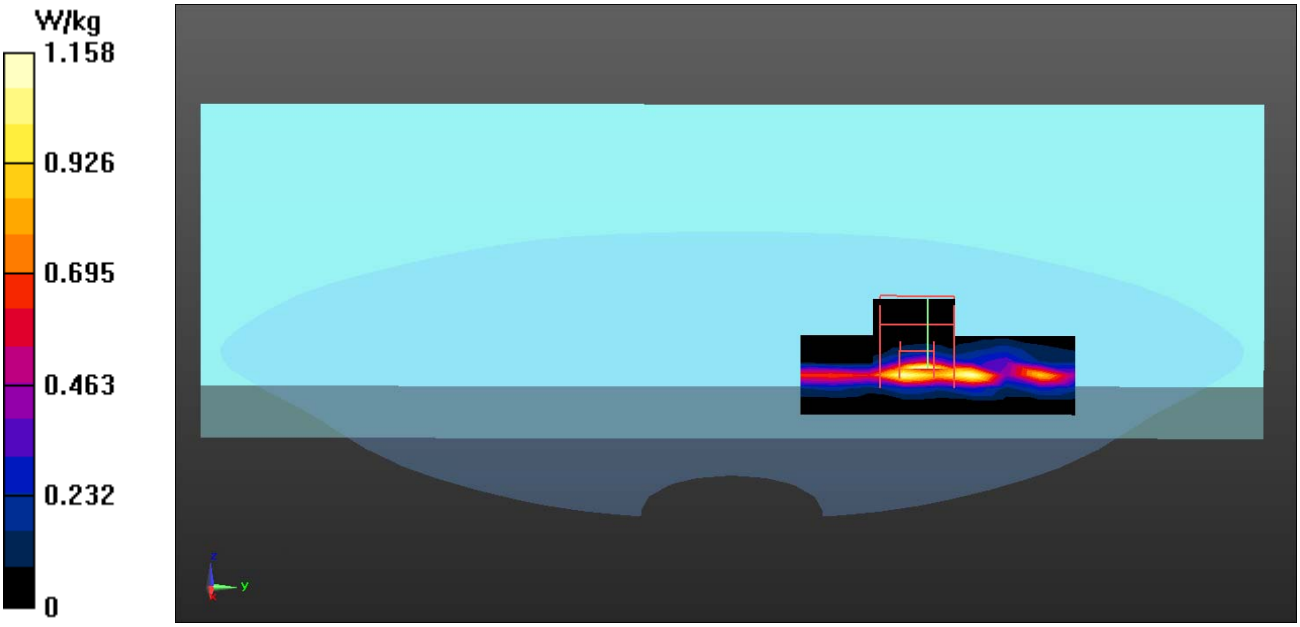

Test Laboratory: QuieTek-a DEKRA Date/Time: 2016/3/19

802.11n40M_159-Bottom SISO A(PORT 1) – Touch
DUT: Notebook; Type: Boardwalk
Communication System: UID 0, WLAN 5G; Frequency: 5795 MHz;
Communication System PAR: 0 dB
Medium parameters used: f = 5795 MHz; σ = 6.22 S/m; ε_r = 47.58; ρ = 1000 kg/m^3
Phantom section: Flat Section
Ambient Temperature (°C) : 21.2, Liquid Temperature (°C) : 20.7
Measurement Standard: DASY5 (IEEE/IEC/ANSI C63.19-2007)
DASY5 Configuration:

- Probe: EX3DV4 - SN3698; ConvF(3.72, 3.72, 3.72); Calibrated: 2015/11/24;
- Sensor-Surface: 1.4mm (Mechanical Surface Detection)
- Electronics: DAE4 Sn1207; Calibrated: 2015/11/20
- Phantom: SAM with right table; Type: SAM;
- Measurement SW: DASY52, Version 52.8 (8); SEMCAD X Version 14.6.10 (7331)

Configuration/Body/Area Scan (7x10x1): Measurement grid: dx=10mm, dy=10mm
Maximum value of SAR (measured) = 1.10 W/kg

Configuration/Body/Zoom Scan (7x7x12) (7x7x12)/Cube 0: Measurement grid: dx=4mm, dy=4mm, dz=2mm
Reference Value = 4.669 V/m; Power Drift = -0.11 dB
Peak SAR (extrapolated) = 2.29 W/kg
SAR(1 g) = 0.404 W/kg; SAR(10 g) = 0.128 W/kg
Maximum value of SAR (measured) = 1.15 W/kg

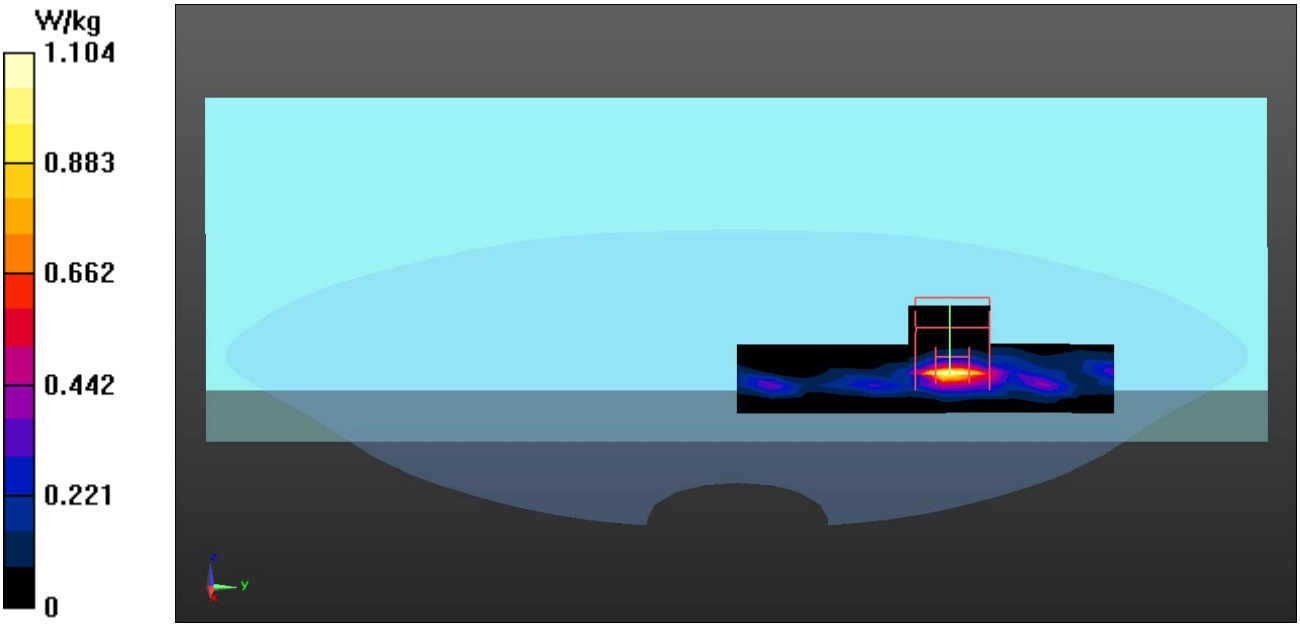

Test Laboratory: QuieTek-a DEKRA Date/Time: 2016/3/16

802.11n40M_46-Bottom SISO B(PORT 2) – Touch
DUT: Notebook; Type: Boardwalk
Communication System: UID 0, WLAN 5G; Frequency: 5230 MHz;
Communication System PAR: 0 dB
Medium parameters used: f = 5230 MHz; σ = 5.36 S/m; ε_r = 49.08; ρ = 1000 kg/m^3
Phantom section: Flat Section
Ambient Temperature (°C) : 21.6, Liquid Temperature (°C) : 20.9
Measurement Standard: DASY5 (IEEE/IEC/ANSI C63.19-2007)
DASY5 Configuration:

- Probe: EX3DV4 - SN3698; ConvF(4.2, 4.2, 4.2); Calibrated: 2015/11/24;
- Sensor-Surface: 1.4mm (Mechanical Surface Detection)
- Electronics: DAE4 Sn1207; Calibrated: 2015/11/20
- Phantom: SAM with right table; Type: SAM;
- Measurement SW: DASY52, Version 52.8 (8); SEMCAD X Version 14.6.10 (7331)

Configuration/Body/Area Scan (7x11x1): Measurement grid: dx=10mm, dy=10mm
Maximum value of SAR (measured) = 2.70 W/kg

Configuration/Body/Zoom Scan (7x7x12) (7x7x12)/Cube 0: Measurement grid: dx=4mm, dy=4mm, dz=2mm
Reference Value = 4.395 V/m; Power Drift = -0.05 dB
Peak SAR (extrapolated) = 5.22 W/kg
SAR(1 g) = 1.13 W/kg; SAR(10 g) = 0.347 W/kg
Maximum value of SAR (measured) = 3.00 W/kg

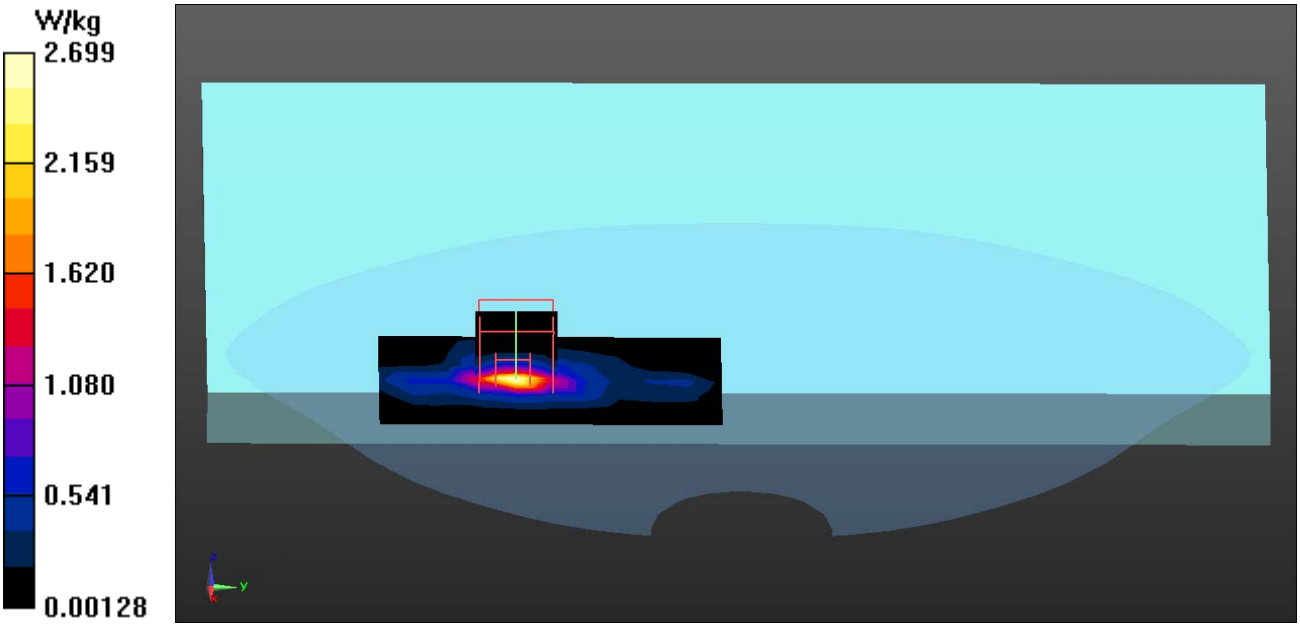

Test Laboratory: QuieTek-a DEKRA Date/Time: 2016/3/17

802.11n40M_54-Bottom SISO B(PORT 2) – Touch
DUT: Notebook; Type: Boardwalk
Communication System: UID 0, WLAN 5G; Frequency: 5270 MHz;
Communication System PAR: 0 dB
Medium parameters used: f = 5270 MHz; σ = 5.42 S/m; ε_r = 48.96; ρ = 1000 kg/m^3
Phantom section: Flat Section
Ambient Temperature (°C) : 20.9, Liquid Temperature (°C) : 20.5
Measurement Standard: DASY5 (IEEE/IEC/ANSI C63.19-2007)
DASY5 Configuration:

- Probe: EX3DV4 - SN3698; ConvF(4.05, 4.05, 4.05); Calibrated: 2015/11/24;
- Sensor-Surface: 1.4mm (Mechanical Surface Detection)
- Electronics: DAE4 Sn1207; Calibrated: 2015/11/20
- Phantom: SAM with right table; Type: SAM;
- Measurement SW: DASY52, Version 52.8 (8); SEMCAD X Version 14.6.10 (7331)

Configuration/Body/Area Scan (7x11x1): Measurement grid: dx=10mm, dy=10mm
Maximum value of SAR (measured) = 1.89 W/kg

Configuration/Body/Zoom Scan (7x7x12) (7x7x12)/Cube 0: Measurement grid: dx=4mm, dy=4mm, dz=2mm
Reference Value = 2.305 V/m; Power Drift = -0.05 dB
Peak SAR (extrapolated) = 4.05 W/kg
SAR(1 g) = 0.792 W/kg; SAR(10 g) = 0.237 W/kg
Maximum value of SAR (measured) = 2.25 W/kg

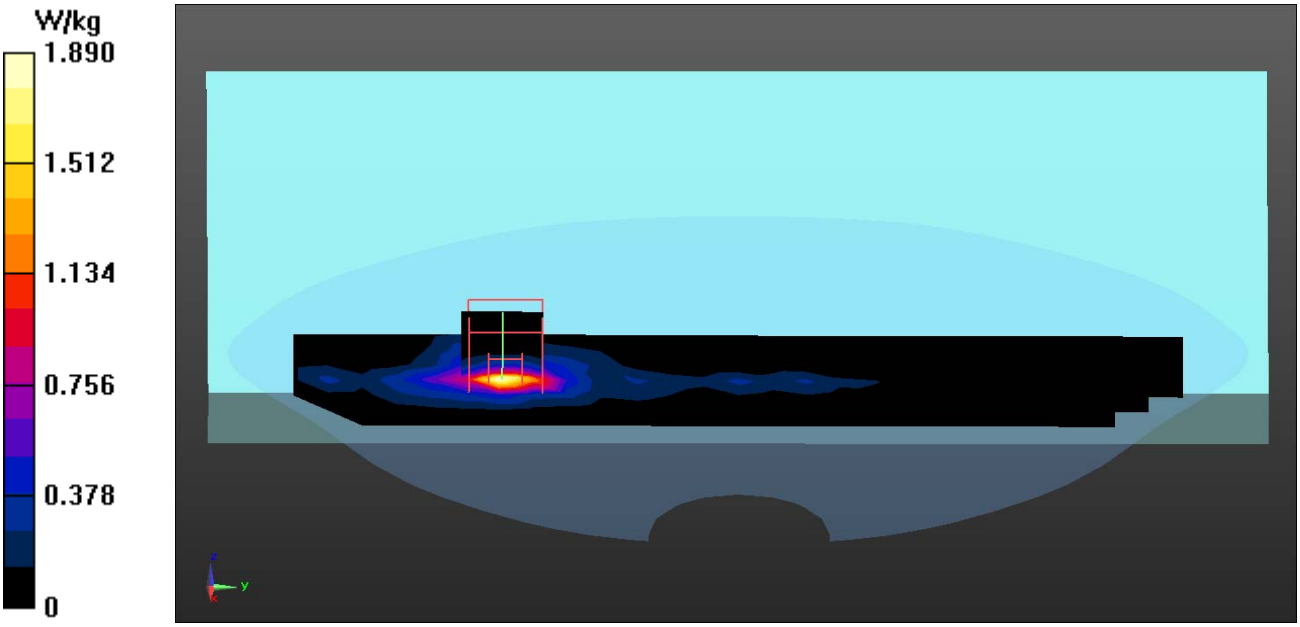

Test Laboratory: QuieTek-a DEKRA Date/Time: 2016/3/18

802.11n40M_118-Bottom SISO B(PORT 2) – Touch
DUT: Notebook; Type: Boardwalk
Communication System: UID 0, WLAN 5G; Frequency: 5590 MHz;
Communication System PAR: 0 dB
Medium parameters used: f = 5590 MHz; σ = 5.91 S/m; ε_r = 48.11; ρ = 1000 kg/m^3
Phantom section: Flat Section
Ambient Temperature (°C) : 21.7, Liquid Temperature (°C) : 21.3
Measurement Standard: DASY5 (IEEE/IEC/ANSI C63.19-2007)
DASY5 Configuration:

- Probe: EX3DV4 - SN3698; ConvF(3.5, 3.5, 3.5); Calibrated: 2015/11/24;
- Sensor-Surface: 1.4mm (Mechanical Surface Detection)
- Electronics: DAE4 Sn1207; Calibrated: 2015/11/20
- Phantom: SAM with right table; Type: SAM;
- Measurement SW: DASY52, Version 52.8 (8); SEMCAD X Version 14.6.10 (7331)

Configuration/Body/Area Scan (7x8x1): Measurement grid: dx=10mm, dy=10mm
Maximum value of SAR (measured) = 2.56 W/kg

Configuration/Body/Zoom Scan (7x7x12) (7x7x12)/Cube 0: Measurement grid: dx=4mm, dy=4mm, dz=2mm
Reference Value = 1.639 V/m; Power Drift = 0.15 dB
Peak SAR (extrapolated) = 5.17 W/kg
SAR(1 g) = 1.03 W/kg; SAR(10 g) = 0.313 W/kg
Maximum value of SAR (measured) = 2.81 W/kg

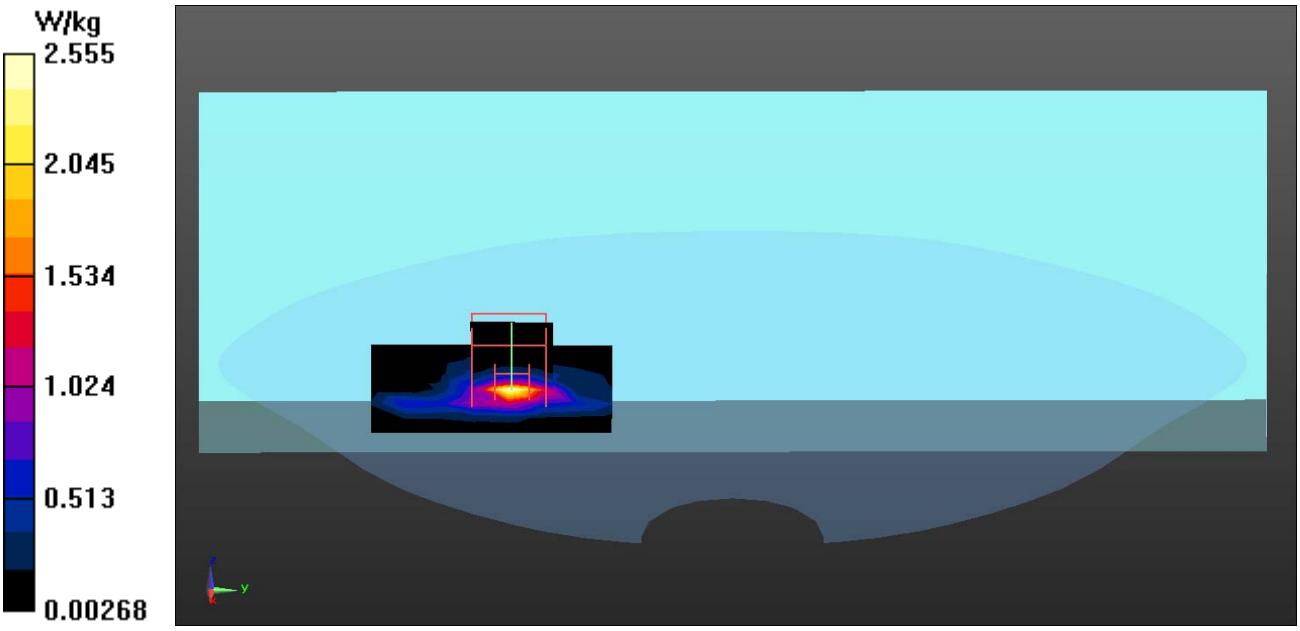

Test Laboratory: QuieTek-a DEKRA Date/Time: 2016/3/18

802.11n40M_126-Bottom SISO B(PORT 2) – Touch
DUT: Notebook; Type: Boardwalk
Communication System: UID 0, WLAN 5G; Frequency: 5630 MHz;
Communication System PAR: 0 dB
Medium parameters used: f = 5630 MHz; σ = 5.96 S/m; ε_r = 48.01; ρ = 1000 kg/m^3
Phantom section: Flat Section
Ambient Temperature (°C) : 21.7, Liquid Temperature (°C) : 21.3
Measurement Standard: DASY5 (IEEE/IEC/ANSI C63.19-2007)
DASY5 Configuration:

- Probe: EX3DV4 - SN3698; ConvF(3.5, 3.5, 3.5); Calibrated: 2015/11/24;
- Sensor-Surface: 1.4mm (Mechanical Surface Detection)
- Electronics: DAE4 Sn1207; Calibrated: 2015/11/20
- Phantom: SAM with right table; Type: SAM;
- Measurement SW: DASY52, Version 52.8 (8); SEMCAD X Version 14.6.10 (7331)

Configuration/Body/Area Scan (7x27x1): Measurement grid: dx=10mm, dy=10mm
Maximum value of SAR (measured) = 2.88 W/kg

Configuration/Body/Zoom Scan (7x7x12) (7x7x12)/Cube 0: Measurement grid: dx=4mm, dy=4mm, dz=2mm
Reference Value = 2.476 V/m; Power Drift = 0.07 dB
Peak SAR (extrapolated) = 5.72 W/kg
SAR(1 g) = 1.17 W/kg; SAR(10 g) = 0.363 W/kg
Maximum value of SAR (measured) = 3.14 W/kg

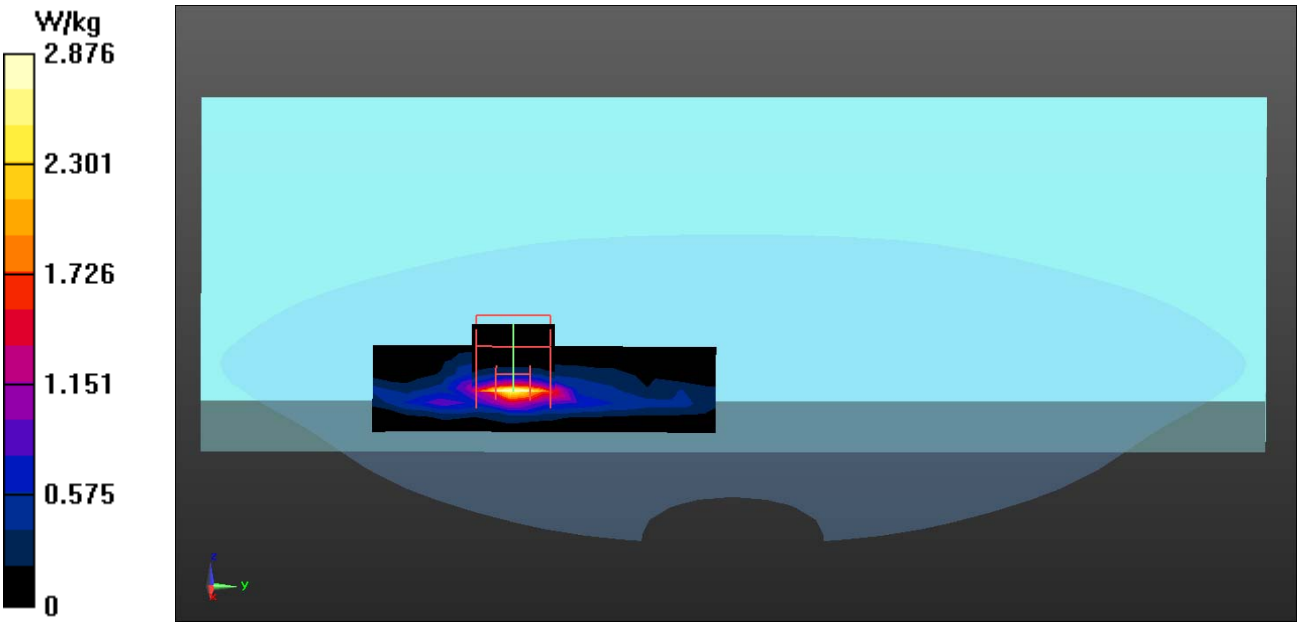

Test Laboratory: QuieTek-a DEKRA Date/Time: 2016/3/19

802.11n40M_142-Bottom SISO B(PORT 2) – Touch
DUT: Notebook; Type: Boardwalk
Communication System: UID 0, WLAN 5G; Frequency: 5710 MHz;
Communication System PAR: 0 dB
Medium parameters used: f = 5710 MHz; σ = 6.06 S/m; ε_r = 47.79; ρ = 1000 kg/m^3
Phantom section: Flat Section
Ambient Temperature (°C) : 21.2, Liquid Temperature (°C) : 20.7
Measurement Standard: DASY5 (IEEE/IEC/ANSI C63.19-2007)
DASY5 Configuration:

- Probe: EX3DV4 - SN3698; ConvF(3.72, 3.72, 3.72); Calibrated: 2015/11/24;
- Sensor-Surface: 1.4mm (Mechanical Surface Detection)
- Electronics: DAE4 Sn1207; Calibrated: 2015/11/20
- Phantom: SAM with right table; Type: SAM;
- Measurement SW: DASY52, Version 52.8 (8); SEMCAD X Version 14.6.10 (7331)

Configuration/Body/Area Scan (7x11x1): Measurement grid: dx=10mm, dy=10mm
Maximum value of SAR (measured) = 2.42 W/kg

Configuration/Body/Zoom Scan (7x7x12) (7x7x12)/Cube 0: Measurement grid: dx=4mm, dy=4mm, dz=2mm
Reference Value = 2.788 V/m; Power Drift = -0.11 dB
Peak SAR (extrapolated) = 5.05 W/kg
SAR(1 g) = 0.954 W/kg; SAR(10 g) = 0.286 W/kg
Maximum value of SAR (measured) = 2.67 W/kg

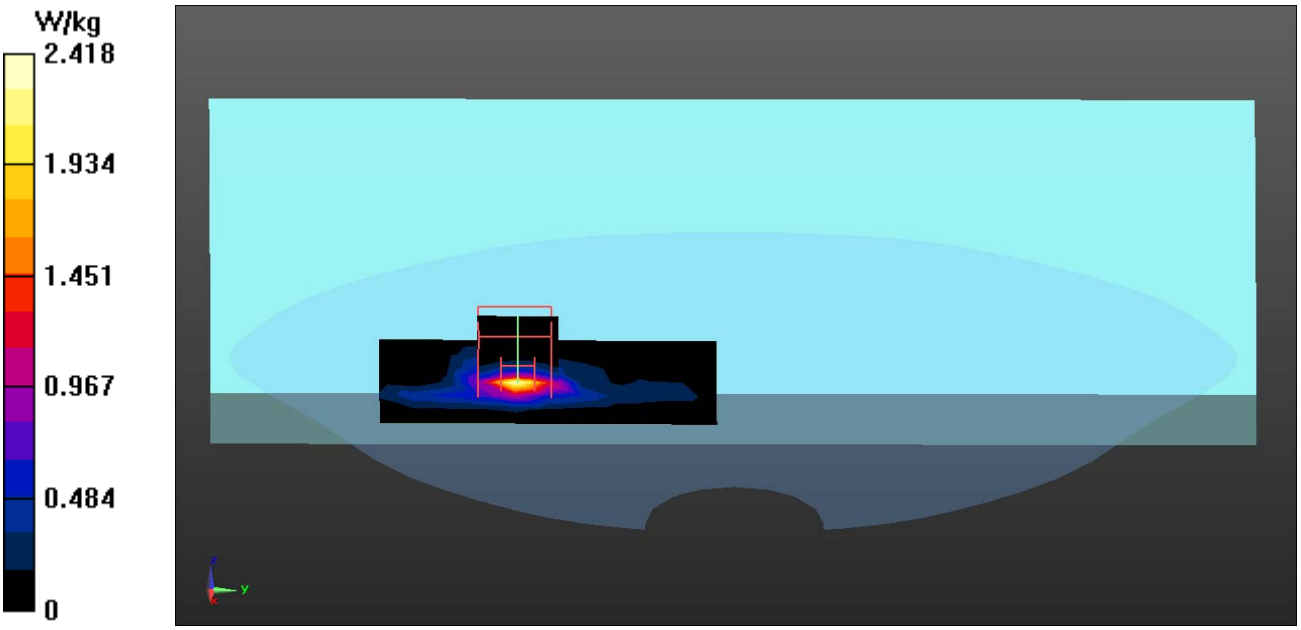

Test Laboratory: QuieTek-a DEKRA Date/Time: 2016/3/19

802.11n40M_151-Bottom SISO B(PORT 2) – Touch
DUT: Notebook; Type: Boardwalk
Communication System: UID 0, WLAN 5G; Frequency: 5755 MHz;
Communication System PAR: 0 dB
Medium parameters used: f = 5755 MHz; σ = 6.14 S/m; ε_r = 47.68; ρ = 1000 kg/m^3
Phantom section: Flat Section
Ambient Temperature (°C) : 21.2, Liquid Temperature (°C) : 20.7
Measurement Standard: DASY5 (IEEE/IEC/ANSI C63.19-2007)
DASY5 Configuration:

- Probe: EX3DV4 - SN3698; ConvF(3.72, 3.72, 3.72); Calibrated: 2015/11/24;
- Sensor-Surface: 1.4mm (Mechanical Surface Detection)
- Electronics: DAE4 Sn1207; Calibrated: 2015/11/20
- Phantom: SAM with right table; Type: SAM;
- Measurement SW: DASY52, Version 52.8 (8); SEMCAD X Version 14.6.10 (7331)

Configuration/Body/Area Scan (7x11x1): Measurement grid: dx=10mm, dy=10mm
Maximum value of SAR (measured) = 2.21 W/kg

Configuration/Body/Zoom Scan (7x7x12) (7x7x12)/Cube 0: Measurement grid: dx=4mm, dy=4mm, dz=2mm
Reference Value = 2.813 V/m; Power Drift = -0.08 dB
Peak SAR (extrapolated) = 4.85 W/kg
SAR(1 g) = 0.895 W/kg; SAR(10 g) = 0.268 W/kg
Maximum value of SAR (measured) = 2.44 W/kg

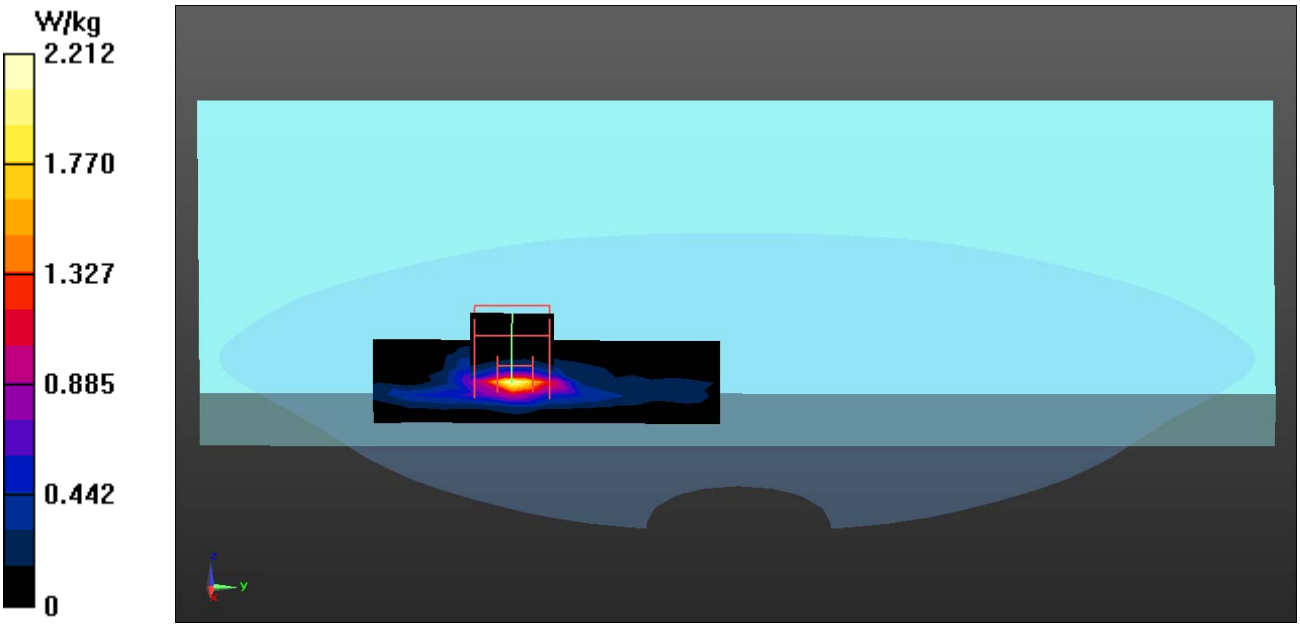

Test Laboratory: QuieTek-a DEKRA Date/Time: 2016/3/19

802.11n40M_159-Bottom SISO B(PORT 2) – Touch
DUT: Notebook; Type: Boardwalk
Communication System: UID 0, WLAN 5G; Frequency: 5795 MHz;
Communication System PAR: 0 dB
Medium parameters used: f = 5795 MHz; σ = 6.22 S/m; ε_r = 47.58; ρ = 1000 kg/m^3
Phantom section: Flat Section
Ambient Temperature (°C) : 21.2, Liquid Temperature (°C) : 20.7
Measurement Standard: DASY5 (IEEE/IEC/ANSI C63.19-2007)
DASY5 Configuration:

- Probe: EX3DV4 - SN3698; ConvF(3.72, 3.72, 3.72); Calibrated: 2015/11/24;
- Sensor-Surface: 1.4mm (Mechanical Surface Detection)
- Electronics: DAE4 Sn1207; Calibrated: 2015/11/20
- Phantom: SAM with right table; Type: SAM;
- Measurement SW: DASY52, Version 52.8 (8); SEMCAD X Version 14.6.10 (7331)

Configuration/Body/Area Scan (7x11x1): Measurement grid: dx=10mm, dy=10mm
Maximum value of SAR (measured) = 2.69 W/kg

Configuration/Body/Zoom Scan (7x7x12) (7x7x12)/Cube 0: Measurement grid: dx=4mm, dy=4mm, dz=2mm
Reference Value = 3.724 V/m; Power Drift = -0.09 dB
Peak SAR (extrapolated) = 5.33 W/kg
SAR(1 g) = 1.05 W/kg; SAR(10 g) = 0.321 W/kg
Maximum value of SAR (measured) = 2.91 W/kg

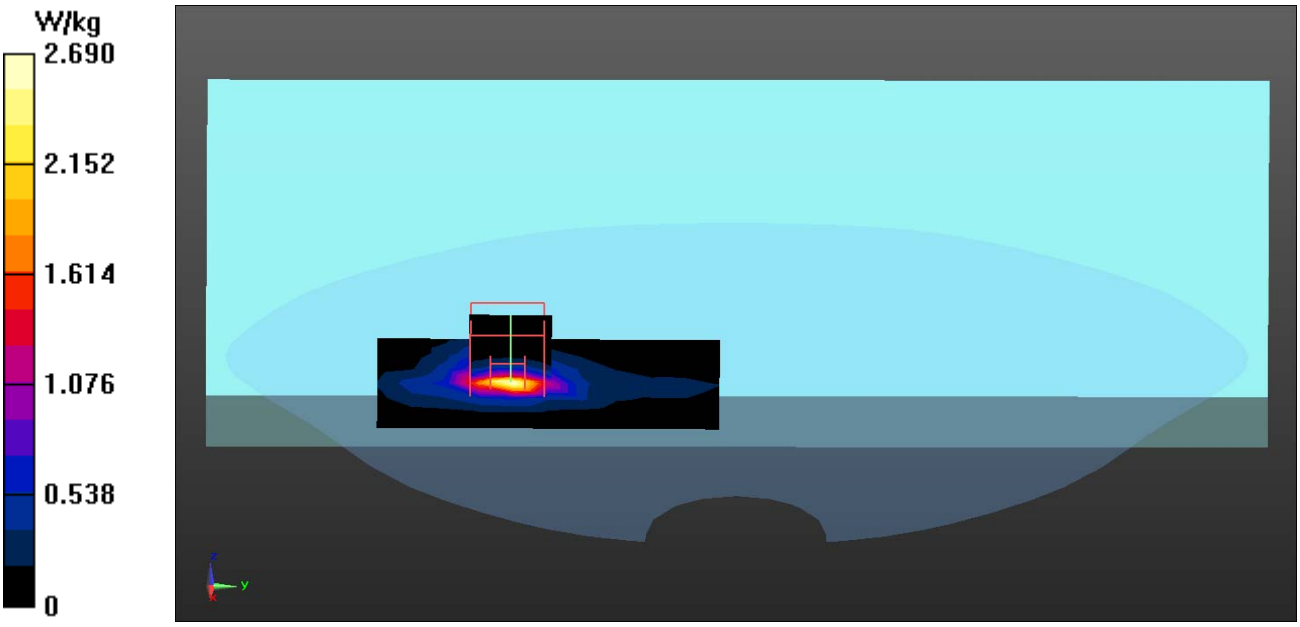

Test Laboratory: QuieTek-a DEKRA Date/Time: 2016/3/18

802.11ac80M_122-Bottom SISO A(PORT 1) – Touch
DUT: Notebook; Type: Boardwalk
Communication System: UID 0, WLAN 5G; Frequency: 5610 MHz;
Communication System PAR: 0 dB
Medium parameters used: f = 5610 MHz; σ = 5.94 S/m; ε_r = 48.07; ρ = 1000 kg/m^3
Phantom section: Flat Section
Ambient Temperature (°C) : 21.7, Liquid Temperature (°C) : 21.3
Measurement Standard: DASY5 (IEEE/IEC/ANSI C63.19-2007)
DASY5 Configuration:

- Probe: EX3DV4 - SN3698; ConvF(3.5, 3.5, 3.5); Calibrated: 2015/11/24;
- Sensor-Surface: 1.4mm (Mechanical Surface Detection)
- Electronics: DAE4 Sn1207; Calibrated: 2015/11/20
- Phantom: SAM with right table; Type: SAM;
- Measurement SW: DASY52, Version 52.8 (8); SEMCAD X Version 14.6.10 (7331)

Configuration/Body/Area Scan (7x9x1): Measurement grid: dx=10mm, dy=10mm
Maximum value of SAR (measured) = 1.76 W/kg

Configuration/Body/Zoom Scan (7x7x12) (7x7x12)/Cube 0: Measurement grid: dx=4mm, dy=4mm, dz=2mm
Reference Value = 10.51 V/m; Power Drift = -0.08 dB
Peak SAR (extrapolated) = 4.27 W/kg
SAR(1 g) = 0.805 W/kg; SAR(10 g) = 0.242 W/kg
Maximum value of SAR (measured) = 2.16 W/kg

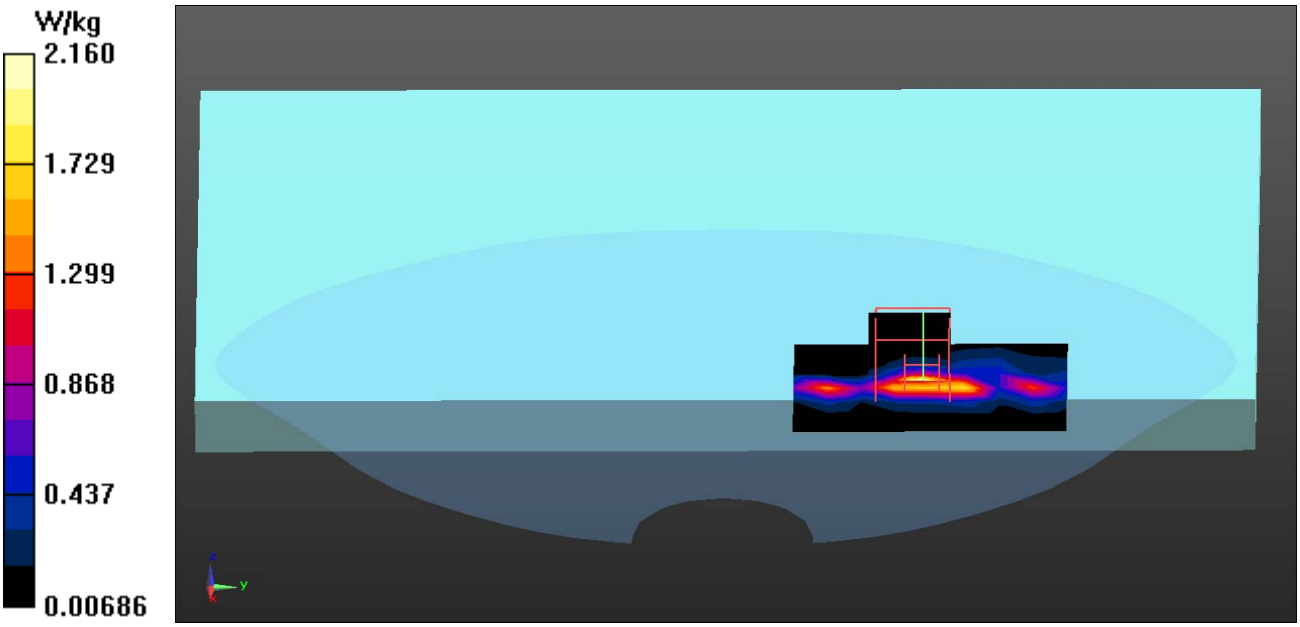

Test Laboratory: QuieTek-a DEKRA Date/Time: 2016/3/18

802.11ac80M_122-Bottom SISO B(PORT 2) – Touch
DUT: Notebook; Type: Boardwalk
Communication System: UID 0, WLAN 5G; Frequency: 5610 MHz;
Communication System PAR: 0 dB
Medium parameters used: f = 5610 MHz; σ = 5.94 S/m; ε_r = 48.07; ρ = 1000 kg/m^3
Phantom section: Flat Section
Ambient Temperature (°C) : 21.7, Liquid Temperature (°C) : 21.3
Measurement Standard: DASY5 (IEEE/IEC/ANSI C63.19-2007)
DASY5 Configuration:

- Probe: EX3DV4 - SN3698; ConvF(3.5, 3.5, 3.5); Calibrated: 2015/11/24;
- Sensor-Surface: 1.4mm (Mechanical Surface Detection)
- Electronics: DAE4 Sn1207; Calibrated: 2015/11/20
- Phantom: SAM with right table; Type: SAM;
- Measurement SW: DASY52, Version 52.8 (8); SEMCAD X Version 14.6.10 (7331)

Configuration/Body/Area Scan (7x11x1): Measurement grid: dx=10mm, dy=10mm
Maximum value of SAR (measured) = 2.70 W/kg

Configuration/Body/Zoom Scan (7x7x12) (7x7x12)/Cube 0: Measurement grid: dx=4mm, dy=4mm, dz=2mm
Reference Value = 2.651 V/m; Power Drift = -0.13 dB
Peak SAR (extrapolated) = 5.46 W/kg
SAR(1 g) = 1.08 W/kg; SAR(10 g) = 0.326 W/kg
Maximum value of SAR (measured) = 2.97 W/kg

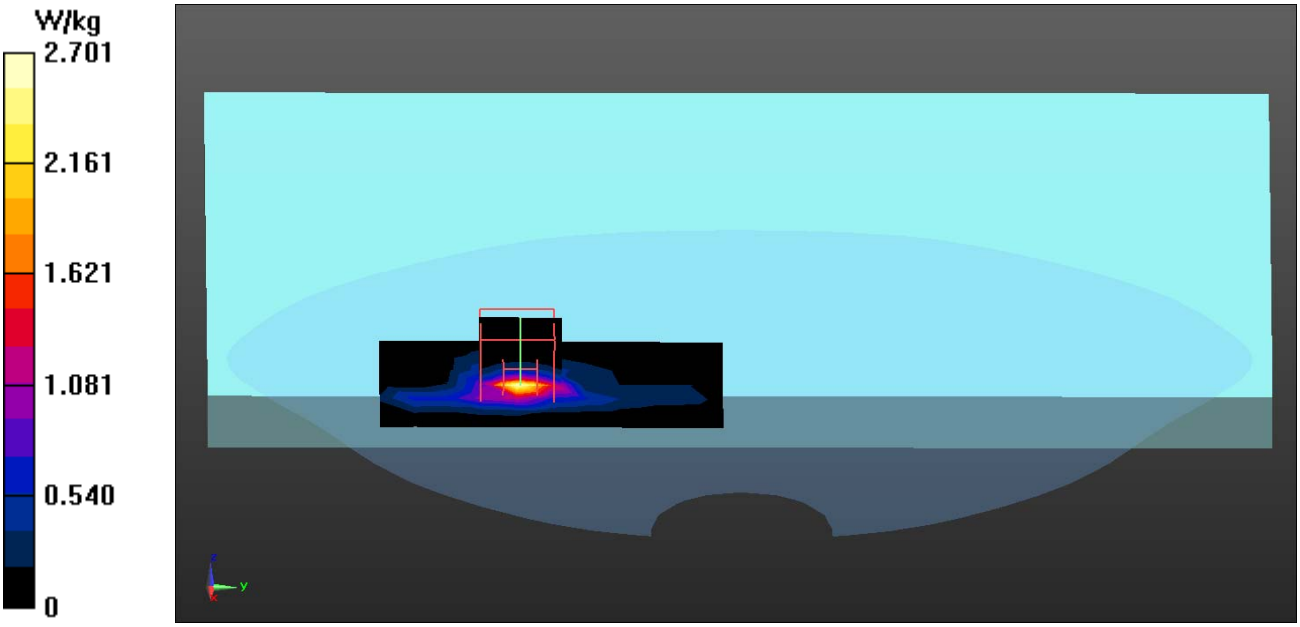

802.11n (40M) EUT Bottom (SISO B (PORT2)), – Touch Z-Axis plot
Channel: 126

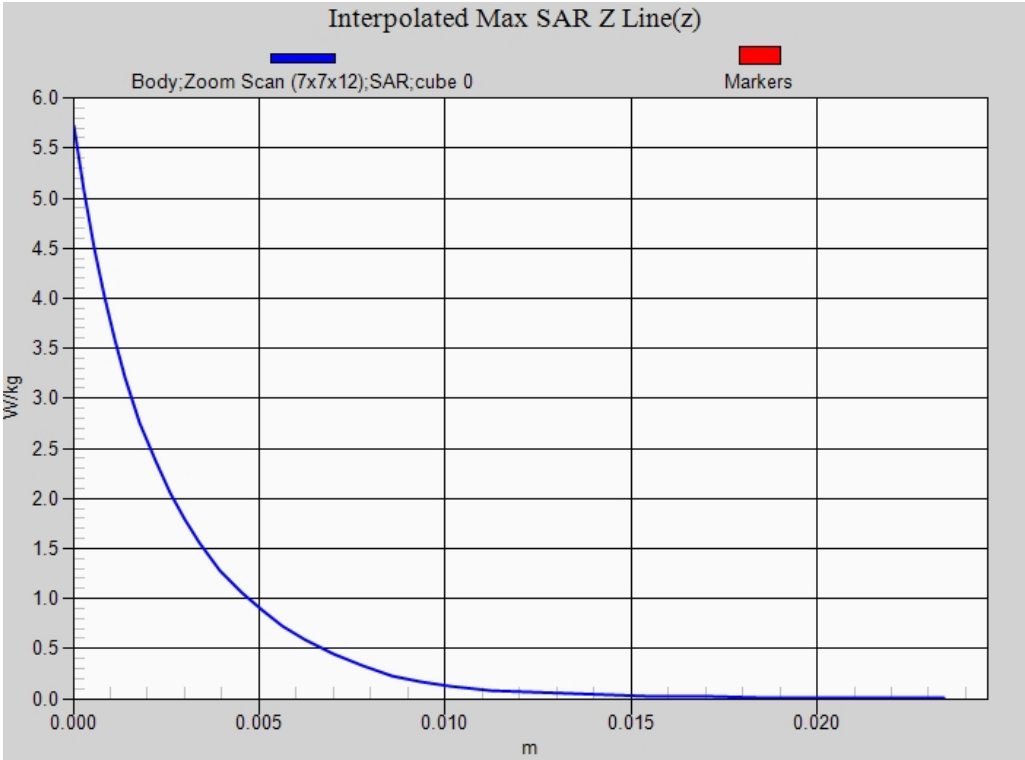

Test Laboratory: QuieTek-a DEKRA Date/Time: 2016/3/18

802.11a_104-Bottom SISO A(PORT 1) – NON Touch
DUT: Notebook; Type: Boardwalk
Communication System: UID 0, WLAN 5G; Frequency: 5520 MHz;
Communication System PAR: 0 dB
Medium parameters used: f = 5520 MHz; σ = 5.81 S/m; ε_r = 48.29; ρ = 1000 kg/m^3
Phantom section: Flat Section
Ambient Temperature (°C) : 21.7, Liquid Temperature (°C) : 21.3
Measurement Standard: DASY5 (IEEE/IEC/ANSI C63.19-2007)
DASY5 Configuration:

- Probe: EX3DV4 - SN3698; ConvF(3.67, 3.67, 3.67); Calibrated: 2015/11/24;
- Sensor-Surface: 1.4mm (Mechanical Surface Detection)
- Electronics: DAE4 Sn1207; Calibrated: 2015/11/20
- Phantom: SAM with right table; Type: SAM;
- Measurement SW: DASY52, Version 52.8 (8); SEMCAD X Version 14.6.10 (7331)

Configuration/Body/Area Scan (7x9x1): Measurement grid: dx=10mm, dy=10mm
Maximum value of SAR (measured) = 1.40 W/kg

Configuration/Body/Zoom Scan (7x7x12) (7x7x12)/Cube 0: Measurement grid: dx=4mm, dy=4mm, dz=2mm
Reference Value = 5.373 V/m; Power Drift = -0.04 dB
Peak SAR (extrapolated) = 2.43 W/kg
SAR(1 g) = 0.565 W/kg; SAR(10 g) = 0.152 W/kg
Maximum value of SAR (measured) = 1.36 W/kg

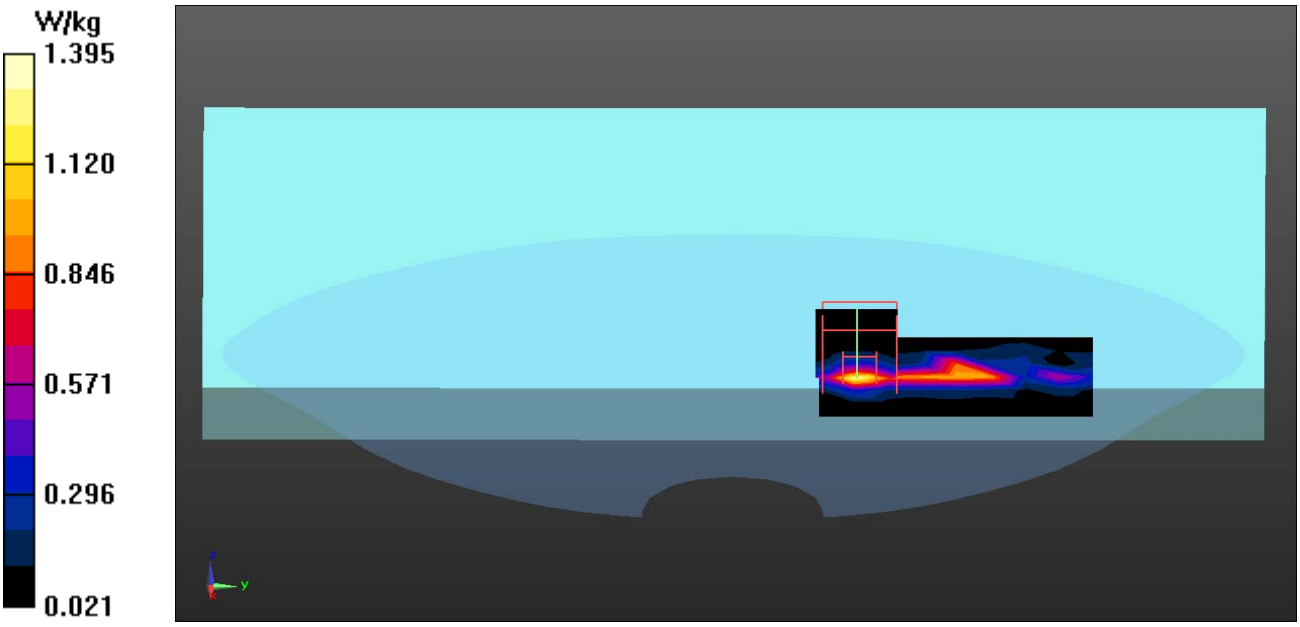

Test Laboratory: QuieTek-a DEKRA Date/Time: 2016/3/18

802.11a_108-Bottom SISO A(PORT 1) – NON Touch
DUT: Notebook; Type: Boardwalk
Communication System: UID 0, WLAN 5G; Frequency: 5540 MHz;
Communication System PAR: 0 dB
Medium parameters used: f = 5540 MHz; σ = 5.83 S/m; ε_r = 48.24; ρ = 1000 kg/m^3
Phantom section: Flat Section
Ambient Temperature (°C) : 21.7, Liquid Temperature (°C) : 21.3
Measurement Standard: DASY5 (IEEE/IEC/ANSI C63.19-2007)
DASY5 Configuration:

- Probe: EX3DV4 - SN3698; ConvF(3.67, 3.67, 3.67); Calibrated: 2015/11/24;
- Sensor-Surface: 1.4mm (Mechanical Surface Detection)
- Electronics: DAE4 Sn1207; Calibrated: 2015/11/20
- Phantom: SAM with right table; Type: SAM;
- Measurement SW: DASY52, Version 52.8 (8); SEMCAD X Version 14.6.10 (7331)

Configuration/Body/Area Scan (7x9x1): Measurement grid: dx=10mm, dy=10mm
Maximum value of SAR (measured) = 1.63 W/kg

Configuration/Body/Zoom Scan (7x7x12) (7x7x12)/Cube 0: Measurement grid: dx=4mm, dy=4mm, dz=2mm
Reference Value = 6.285 V/m; Power Drift = -0.15 dB
Peak SAR (extrapolated) = 2.88 W/kg
SAR(1 g) = 0.650 W/kg; SAR(10 g) = 0.174 W/kg
Maximum value of SAR (measured) = 1.55 W/kg

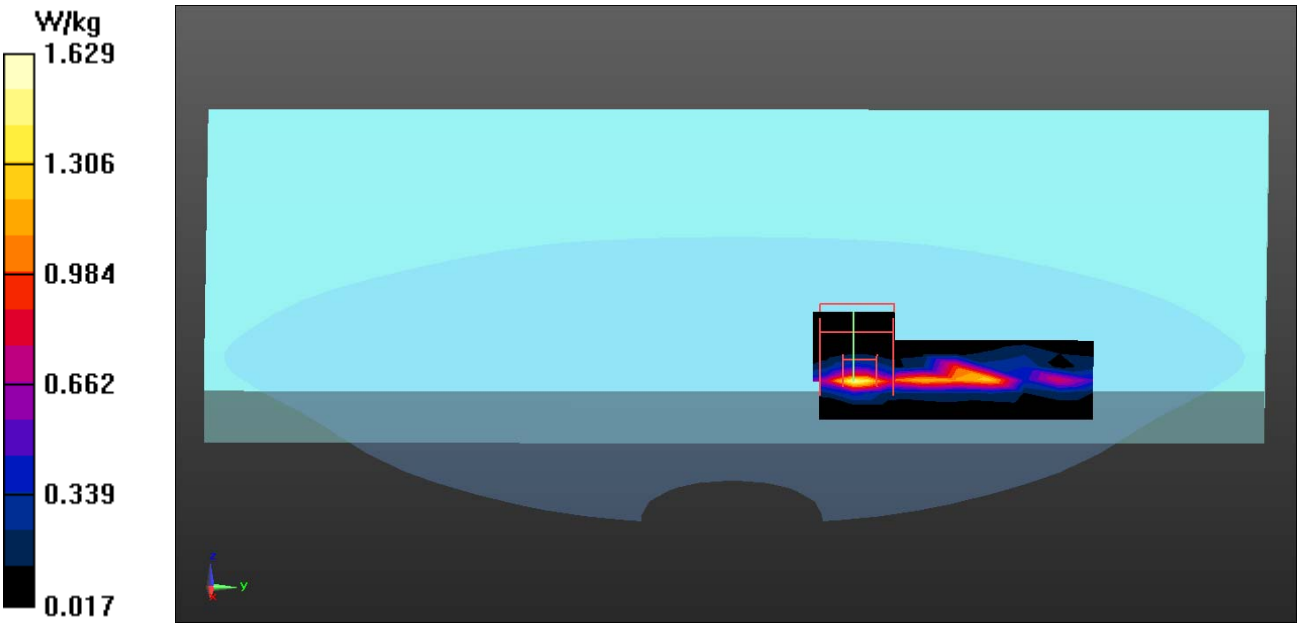

Test Laboratory: QuieTek-a DEKRA Date/Time: 2016/3/18

802.11a_112-Bottom SISO A(PORT 1) – NON Touch
DUT: Notebook; Type: Boardwalk
Communication System: UID 0, WLAN 5G; Frequency: 5560 MHz;
Communication System PAR: 0 dB
Medium parameters used: f = 5560 MHz; σ = 5.86 S/m; ε_r = 48.2; ρ = 1000 kg/m^3
Phantom section: Flat Section
Ambient Temperature (°C) : 21.7, Liquid Temperature (°C) : 21.3
Measurement Standard: DASY5 (IEEE/IEC/ANSI C63.19-2007)
DASY5 Configuration:

- Probe: EX3DV4 - SN3698; ConvF(3.5, 3.5, 3.5); Calibrated: 2015/11/24;
- Sensor-Surface: 1.4mm (Mechanical Surface Detection)
- Electronics: DAE4 Sn1207; Calibrated: 2015/11/20
- Phantom: SAM with right table; Type: SAM;
- Measurement SW: DASY52, Version 52.8 (8); SEMCAD X Version 14.6.10 (7331)

Configuration/Body/Area Scan (7x9x1): Measurement grid: dx=10mm, dy=10mm
Maximum value of SAR (measured) = 1.76 W/kg

Configuration/Body/Zoom Scan (7x7x12) (7x7x12)/Cube 0: Measurement grid: dx=4mm, dy=4mm, dz=2mm
Reference Value = 7.012 V/m; Power Drift = -0.17 dB
Peak SAR (extrapolated) = 2.97 W/kg
SAR(1 g) = 0.687 W/kg; SAR(10 g) = 0.179 W/kg
Maximum value of SAR (measured) = 1.66 W/kg

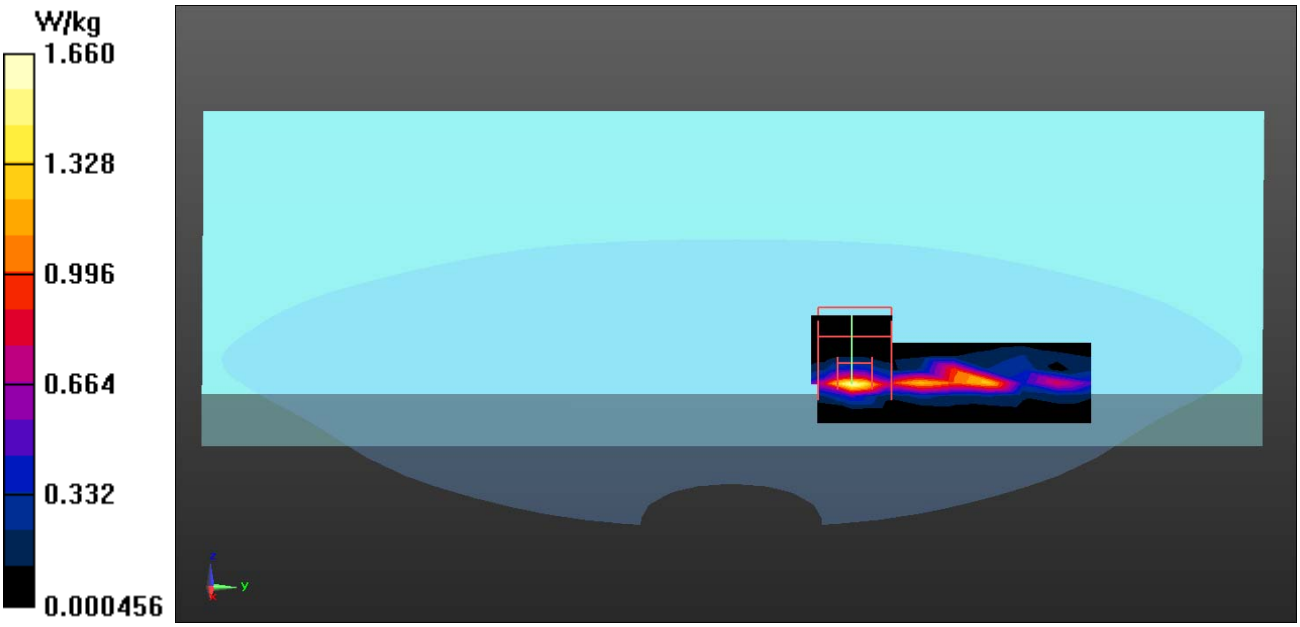

Test Laboratory: QuieTek-a DEKRA Date/Time: 2016/3/18

802.11a_104-Bottom SISO B(PORT 2) – NON Touch
DUT: Notebook; Type: Boardwalk
Communication System: UID 0, WLAN 5G; Frequency: 5520 MHz;
Communication System PAR: 0 dB
Medium parameters used: f = 5520 MHz; σ = 5.81 S/m; ε_r = 48.29; ρ = 1000 kg/m^3
Phantom section: Flat Section
Ambient Temperature (°C) : 21.7, Liquid Temperature (°C) : 21.3
Measurement Standard: DASY5 (IEEE/IEC/ANSI C63.19-2007)
DASY5 Configuration:

- Probe: EX3DV4 - SN3698; ConvF(3.67, 3.67, 3.67); Calibrated: 2015/11/24;
- Sensor-Surface: 1.4mm (Mechanical Surface Detection)
- Electronics: DAE4 Sn1207; Calibrated: 2015/11/20
- Phantom: SAM with right table; Type: SAM;
- Measurement SW: DASY52, Version 52.8 (8); SEMCAD X Version 14.6.10 (7331)

Configuration/Body/Area Scan (7x10x1): Measurement grid: dx=10mm, dy=10mm
Maximum value of SAR (measured) = 2.61 W/kg

Configuration/Body/Zoom Scan (7x7x12) (7x7x12)/Cube 0: Measurement grid: dx=4mm, dy=4mm, dz=2mm
Reference Value = 3.185 V/m; Power Drift = 0.09 dB
Peak SAR (extrapolated) = 4.82 W/kg
SAR(1 g) = 1.07 W/kg; SAR(10 g) = 0.351 W/kg
Maximum value of SAR (measured) = 2.79 W/kg

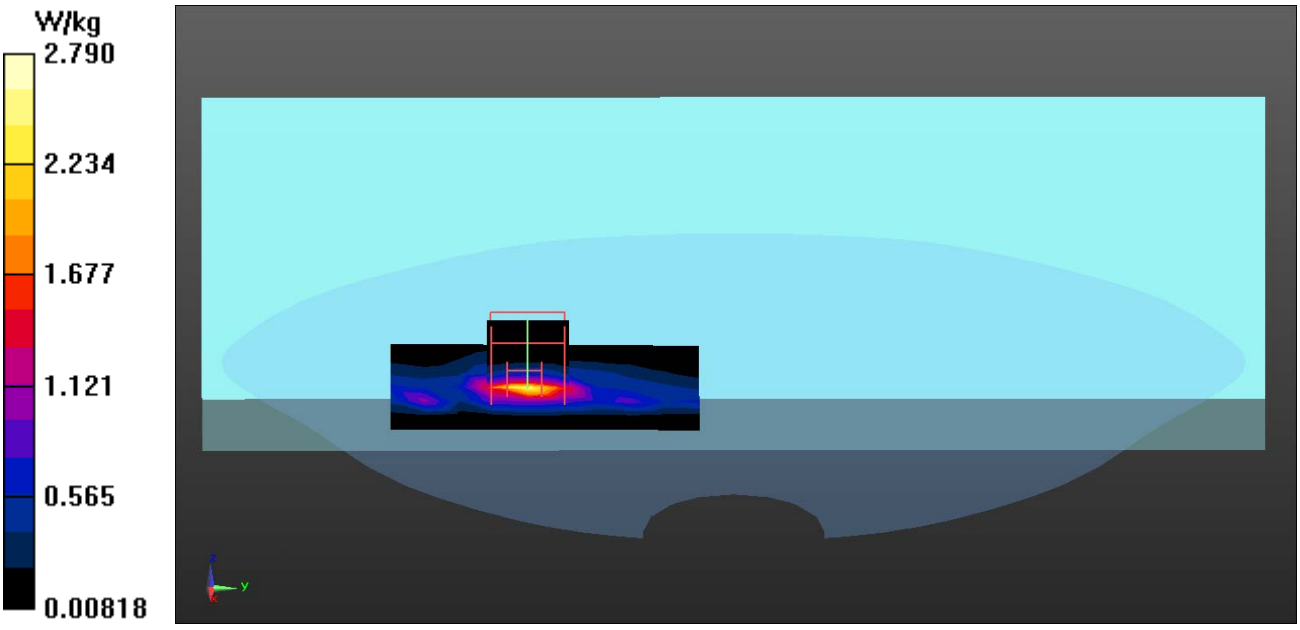

Test Laboratory: QuieTek-a DEKRA Date/Time: 2016/3/18

802.11a_108-Bottom SISO B(PORT 2) – NON Touch
DUT: Notebook; Type: Boardwalk
Communication System: UID 0, WLAN 5G; Frequency: 5540 MHz;
Communication System PAR: 0 dB
Medium parameters used: f = 5540 MHz; σ = 5.83 S/m; ε_r = 48.24; ρ = 1000 kg/m^3
Phantom section: Flat Section
Ambient Temperature (°C) : 21.7, Liquid Temperature (°C) : 21.3
Measurement Standard: DASY5 (IEEE/IEC/ANSI C63.19-2007)
DASY5 Configuration:

- Probe: EX3DV4 - SN3698; ConvF(3.67, 3.67, 3.67); Calibrated: 2015/11/24;
- Sensor-Surface: 1.4mm (Mechanical Surface Detection)
- Electronics: DAE4 Sn1207; Calibrated: 2015/11/20
- Phantom: SAM with right table; Type: SAM;
- Measurement SW: DASY52, Version 52.8 (8); SEMCAD X Version 14.6.10 (7331)

Configuration/Body/Area Scan (7x10x1): Measurement grid: dx=10mm, dy=10mm
Maximum value of SAR (measured) = 2.60 W/kg

Configuration/Body/Zoom Scan (7x7x12) (7x7x12)/Cube 0: Measurement grid: dx=4mm, dy=4mm, dz=2mm
Reference Value = 3.117 V/m; Power Drift = 0.14 dB
Peak SAR (extrapolated) = 4.85 W/kg
SAR(1 g) = 1.06 W/kg; SAR(10 g) = 0.346 W/kg
Maximum value of SAR (measured) = 2.74 W/kg

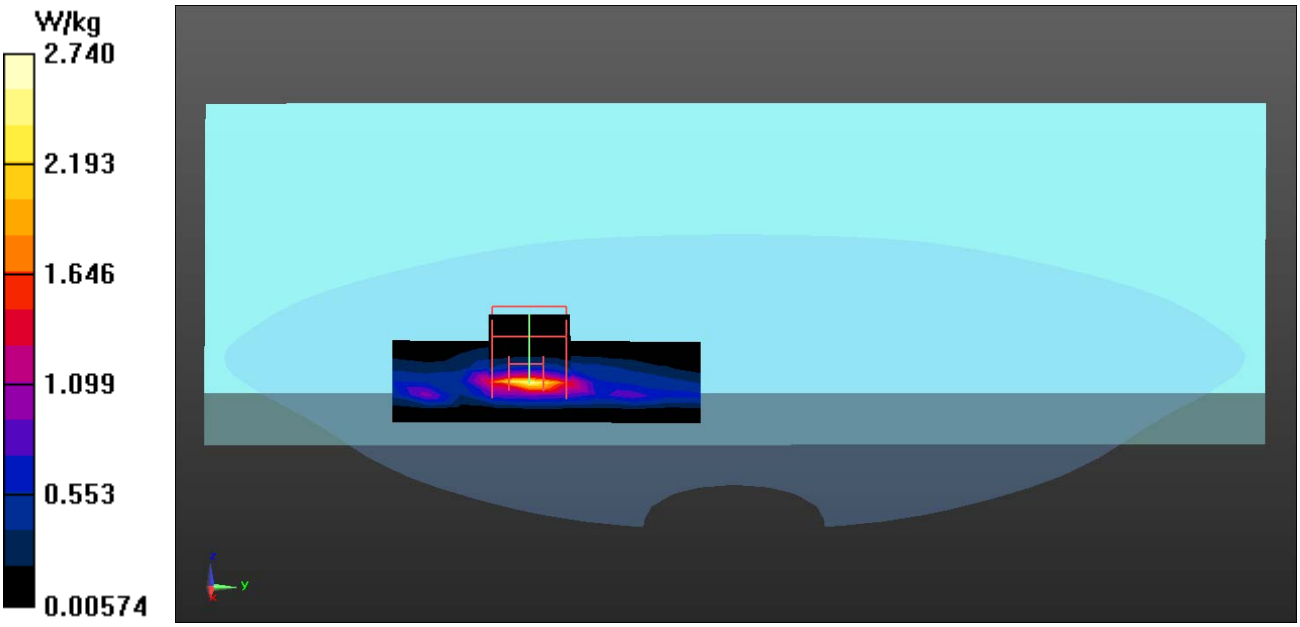

Test Laboratory: QuieTek-a DEKRA Date/Time: 2016/3/18

802.11a_112-Bottom SISO B(PORT 2) – NON Touch
DUT: Notebook; Type: Boardwalk
Communication System: UID 0, WLAN 5G; Frequency: 5560 MHz;
Communication System PAR: 0 dB
Medium parameters used: f = 5560 MHz; σ = 5.86 S/m; ε_r = 48.2; ρ = 1000 kg/m^3
Phantom section: Flat Section
Ambient Temperature (°C) : 21.7, Liquid Temperature (°C) : 21.3
Measurement Standard: DASY5 (IEEE/IEC/ANSI C63.19-2007)
DASY5 Configuration:

- Probe: EX3DV4 - SN3698; ConvF(3.5, 3.5, 3.5); Calibrated: 2015/11/24;
- Sensor-Surface: 1.4mm (Mechanical Surface Detection)
- Electronics: DAE4 Sn1207; Calibrated: 2015/11/20
- Phantom: SAM with right table; Type: SAM;
- Measurement SW: DASY52, Version 52.8 (8); SEMCAD X Version 14.6.10 (7331)

Configuration/Body/Area Scan (7x10x1): Measurement grid: dx=10mm, dy=10mm
Maximum value of SAR (measured) = 2.62 W/kg

Configuration/Body/Zoom Scan (7x7x12) (7x7x12)/Cube 0: Measurement grid: dx=4mm, dy=4mm, dz=2mm
Reference Value = 3.124 V/m; Power Drift = 0.16 dB
Peak SAR (extrapolated) = 4.89 W/kg
SAR(1 g) = 1.07 W/kg; SAR(10 g) = 0.351 W/kg
Maximum value of SAR (measured) = 2.79 W/kg

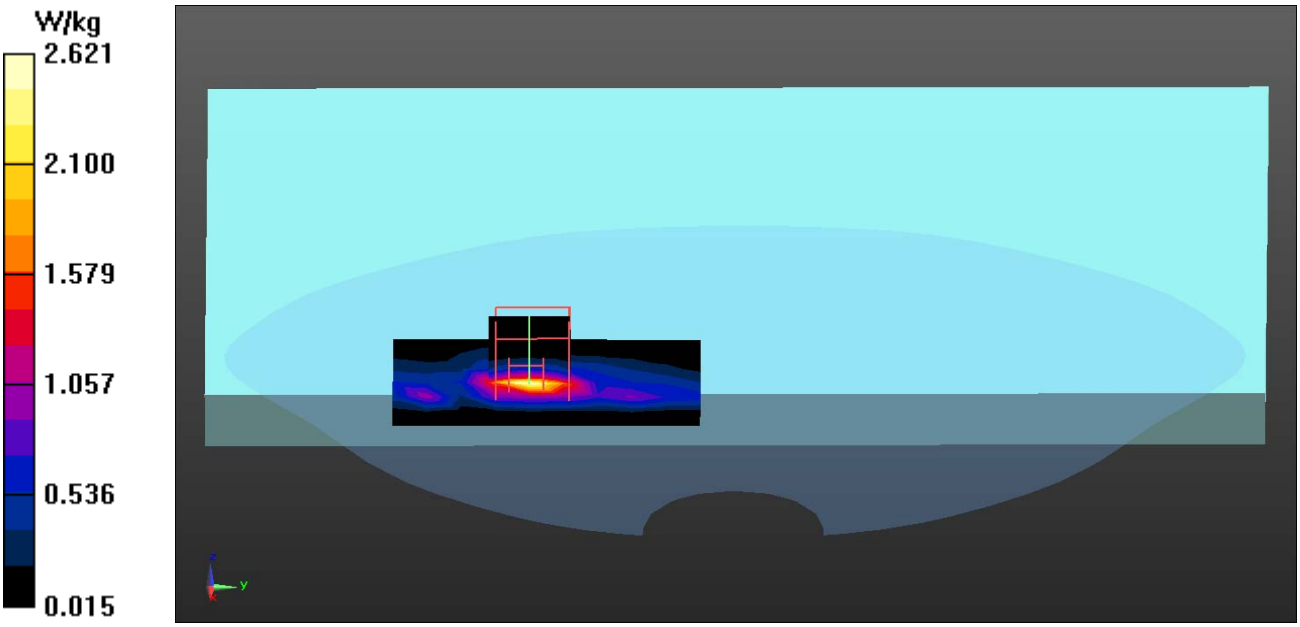

Test Laboratory: QuieTek-a DEKRA Date/Time: 2016/3/18

802.11a_124-Bottom SISO B(PORT 2) – NON Touch
DUT: Notebook; Type: Boardwalk
Communication System: UID 0, WLAN 5G; Frequency: 5620 MHz;
Communication System PAR: 0 dB
Medium parameters used: f = 5620 MHz; σ = 5.95 S/m; ε_r = 48.04; ρ = 1000 kg/m^3
Phantom section: Flat Section
Ambient Temperature (°C) : 21.7, Liquid Temperature (°C) : 21.3
Measurement Standard: DASY5 (IEEE/IEC/ANSI C63.19-2007)
DASY5 Configuration:

- Probe: EX3DV4 - SN3698; ConvF(3.5, 3.5, 3.5); Calibrated: 2015/11/24;
- Sensor-Surface: 1.4mm (Mechanical Surface Detection)
- Electronics: DAE4 Sn1207; Calibrated: 2015/11/20
- Phantom: SAM with right table; Type: SAM;
- Measurement SW: DASY52, Version 52.8 (8); SEMCAD X Version 14.6.10 (7331)

Configuration/Body/Area Scan (7x7x1): Measurement grid: dx=10mm, dy=10mm
Maximum value of SAR (measured) = 3.17 W/kg

Configuration/Body/Zoom Scan (7x7x12) (7x7x12)/Cube 0: Measurement grid: dx=4mm, dy=4mm, dz=2mm
Reference Value = 3.939 V/m; Power Drift = 0.05 dB
Peak SAR (extrapolated) = 6.04 W/kg
SAR(1 g) = 1.29 W/kg; SAR(10 g) = 0.417 W/kg
Maximum value of SAR (measured) = 3.39 W/kg

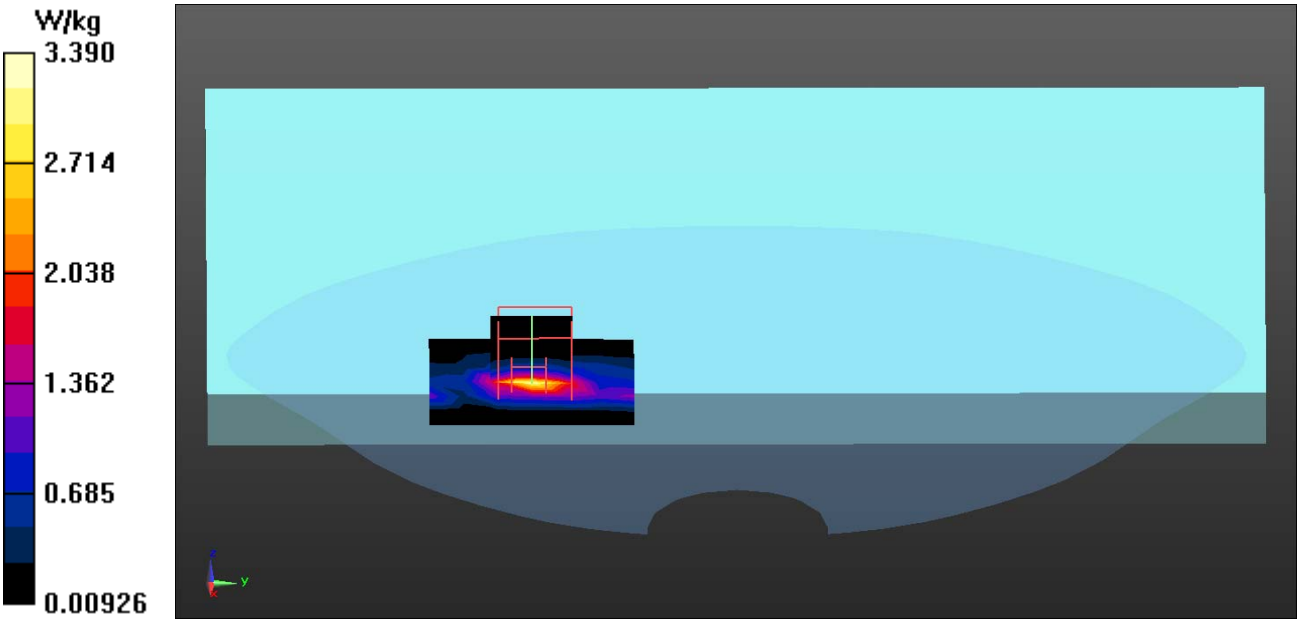

Test Laboratory: QuieTek-a DEKRA Date/Time: 2016/3/18

802.11a_128-Bottom SISO B(PORT 2) – NON Touch
DUT: Notebook; Type: Boardwalk
Communication System: UID 0, WLAN 5G; Frequency: 5640 MHz;
Communication System PAR: 0 dB
Medium parameters used: f = 5640 MHz; σ = 5.97 S/m; ε_r = 47.98; ρ = 1000 kg/m^3
Phantom section: Flat Section
Ambient Temperature (°C) : 21.7, Liquid Temperature (°C) : 21.3
Measurement Standard: DASY5 (IEEE/IEC/ANSI C63.19-2007)
DASY5 Configuration:

- Probe: EX3DV4 - SN3698; ConvF(3.5, 3.5, 3.5); Calibrated: 2015/11/24;
- Sensor-Surface: 1.4mm (Mechanical Surface Detection)
- Electronics: DAE4 Sn1207; Calibrated: 2015/11/20
- Phantom: SAM with right table; Type: SAM;
- Measurement SW: DASY52, Version 52.8 (8); SEMCAD X Version 14.6.10 (7331)

Configuration/Body/Area Scan (7x7x1): Measurement grid: dx=10mm, dy=10mm
Maximum value of SAR (measured) = 3.56 W/kg

Configuration/Body/Zoom Scan (7x7x12) (7x7x12)/Cube 0: Measurement grid: dx=4mm, dy=4mm, dz=2mm
Reference Value = 3.946 V/m; Power Drift = 0.03 dB
Peak SAR (extrapolated) = 7.01 W/kg
SAR(1 g) = 1.44 W/kg; SAR(10 g) = 0.466 W/kg
Maximum value of SAR (measured) = 3.88 W/kg

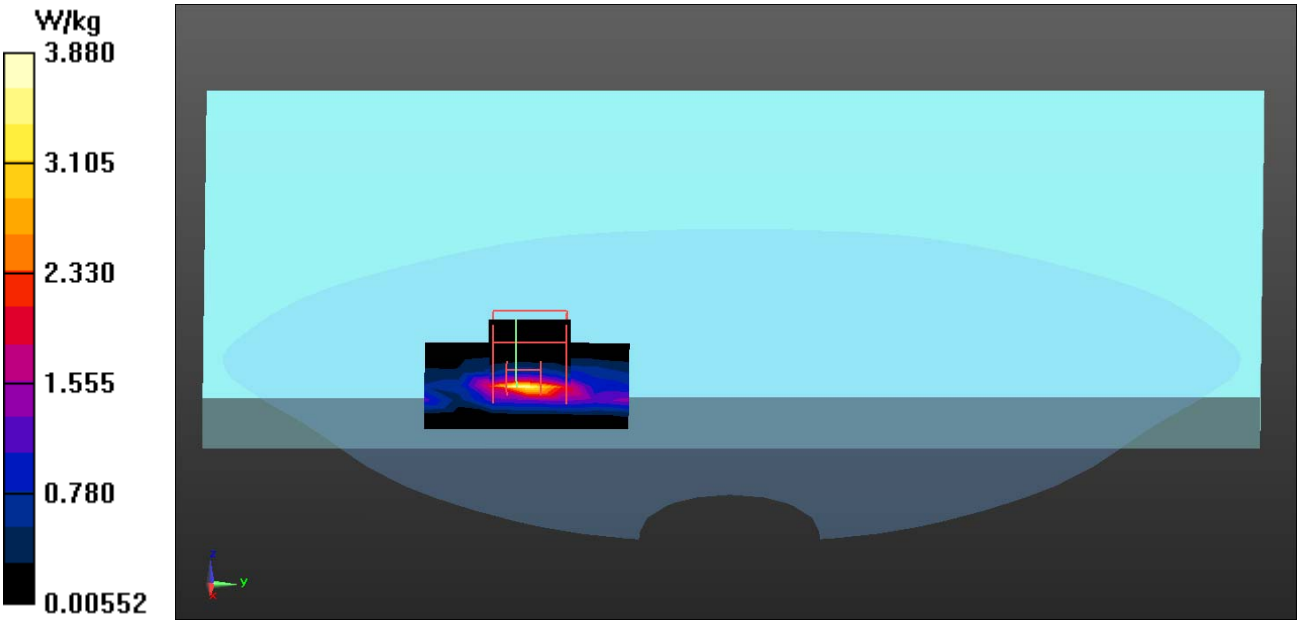

Test Laboratory: QuieTek-a DEKRA Date/Time: 2016/3/19

802.11a_144-Bottom SISO B(PORT 2) – NON Touch
DUT: Notebook; Type: Boardwalk
Communication System: UID 0, WLAN 5G; Frequency: 5720 MHz;
Communication System PAR: 0 dB
Medium parameters used: f = 5720 MHz; σ = 6.07 S/m; ε_r = 47.76; ρ = 1000 kg/m^3
Phantom section: Flat Section
Ambient Temperature (°C) : 21.2, Liquid Temperature (°C) : 20.7
Measurement Standard: DASY5 (IEEE/IEC/ANSI C63.19-2007)
DASY5 Configuration:

- Probe: EX3DV4 - SN3698; ConvF(3.72, 3.72, 3.72); Calibrated: 2015/11/24;
- Sensor-Surface: 1.4mm (Mechanical Surface Detection)
- Electronics: DAE4 Sn1207; Calibrated: 2015/11/20
- Phantom: SAM with right table; Type: SAM;
- Measurement SW: DASY52, Version 52.8 (8); SEMCAD X Version 14.6.10 (7331)

Configuration/Body/Area Scan (7x11x1): Measurement grid: dx=10mm, dy=10mm
Maximum value of SAR (measured) = 3.34 W/kg

Configuration/Body/Zoom Scan (7x7x12) (7x7x12)/Cube 0: Measurement grid: dx=4mm, dy=4mm, dz=2mm
Reference Value = 8.201 V/m; Power Drift = -0.11 dB
Peak SAR (extrapolated) = 5.94 W/kg
SAR(1 g) = 1.17 W/kg; SAR(10 g) = 0.364 W/kg
Maximum value of SAR (measured) = 3.13 W/kg

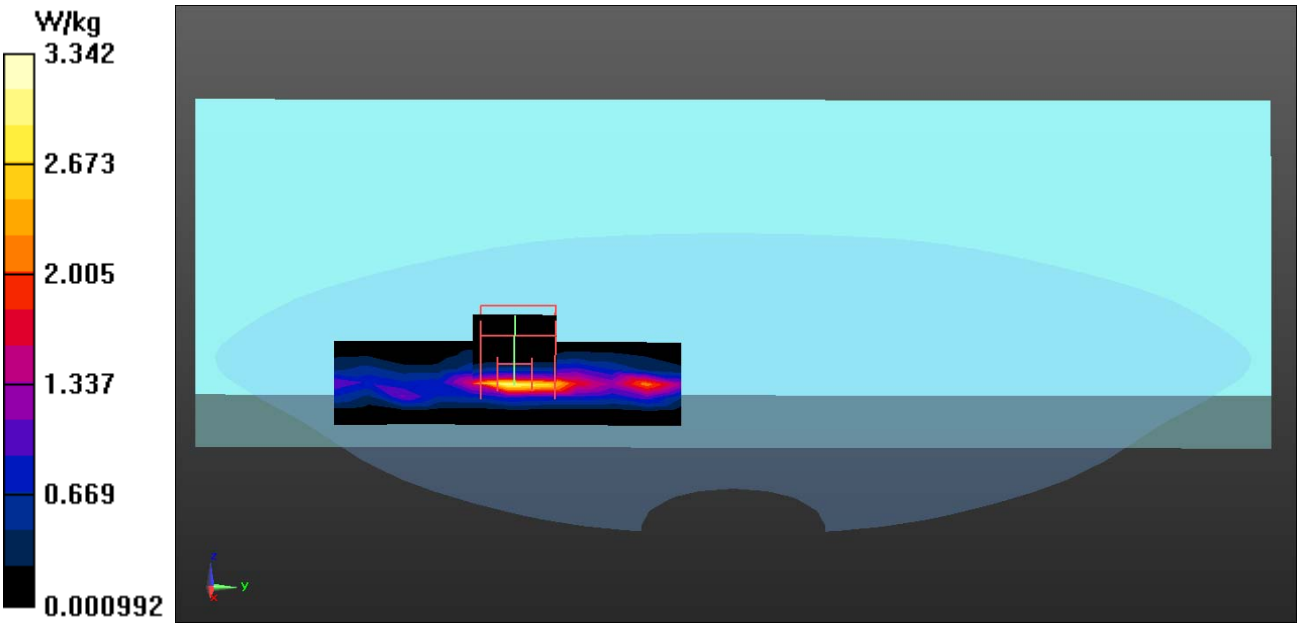

Test Laboratory: QuieTek-a DEKRA Date/Time: 2016/3/16

802.11n40M_46-Bottom SISO A(PORT 1) – NON Touch
DUT: Notebook; Type: Boardwalk
Communication System: UID 0, WLAN 5G; Frequency: 5230 MHz;
Communication System PAR: 0 dB
Medium parameters used: f = 5230 MHz; σ = 5.36 S/m; ε_r = 49.08; ρ = 1000 kg/m^3
Phantom section: Flat Section
Ambient Temperature (°C) : 21.6, Liquid Temperature (°C) : 20.9
Measurement Standard: DASY5 (IEEE/IEC/ANSI C63.19-2007)
DASY5 Configuration:

- Probe: EX3DV4 - SN3698; ConvF(4.2, 4.2, 4.2); Calibrated: 2015/11/24;
- Sensor-Surface: 1.4mm (Mechanical Surface Detection)
- Electronics: DAE4 Sn1207; Calibrated: 2015/11/20
- Phantom: SAM with right table; Type: SAM;
- Measurement SW: DASY52, Version 52.8 (8); SEMCAD X Version 14.6.10 (7331)

Configuration/Body/Area Scan (7x10x1): Measurement grid: dx=10mm, dy=10mm
Maximum value of SAR (measured) = 1.46 W/kg

Configuration/Body/Zoom Scan (7x7x12) (7x7x12)/Cube 0: Measurement grid: dx=4mm, dy=4mm, dz=2mm
Reference Value = 4.024 V/m; Power Drift = 0.07 dB
Peak SAR (extrapolated) = 2.46 W/kg
SAR(1 g) = 0.525 W/kg; SAR(10 g) = 0.165 W/kg
Maximum value of SAR (measured) = 1.45 W/kg

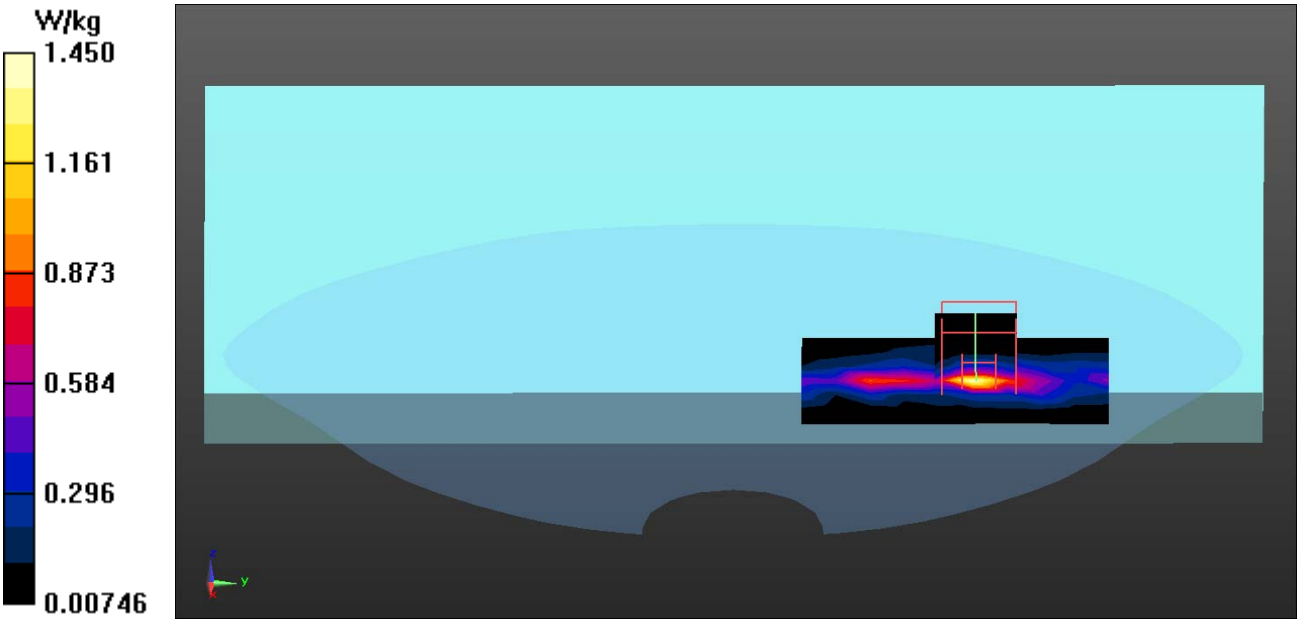

Test Laboratory: QuieTek-a DEKRA Date/Time: 2016/3/17

802.11n40M_54-Bottom SISO A(PORT 1) – NON Touch
DUT: Notebook; Type: Boardwalk
Communication System: UID 0, WLAN 5G; Frequency: 5270 MHz;
Communication System PAR: 0 dB
Medium parameters used: f = 5270 MHz; σ = 5.42 S/m; ε_r = 48.96; ρ = 1000 kg/m^3
Phantom section: Flat Section
Ambient Temperature (°C) : 20.9, Liquid Temperature (°C) : 20.5
Measurement Standard: DASY5 (IEEE/IEC/ANSI C63.19-2007)
DASY5 Configuration:

- Probe: EX3DV4 - SN3698; ConvF(4.05, 4.05, 4.05); Calibrated: 2015/11/24;
- Sensor-Surface: 1.4mm (Mechanical Surface Detection)
- Electronics: DAE4 Sn1207; Calibrated: 2015/11/20
- Phantom: SAM with right table; Type: SAM;
- Measurement SW: DASY52, Version 52.8 (8); SEMCAD X Version 14.6.10 (7331)

Configuration/Body/Area Scan (7x11x1): Measurement grid: dx=10mm, dy=10mm
Maximum value of SAR (measured) = 1.04 W/kg

Configuration/Body/Zoom Scan (7x7x12) (7x7x12)/Cube 0: Measurement grid: dx=4mm, dy=4mm, dz=2mm
Reference Value = 5.852 V/m; Power Drift = 0.15 dB
Peak SAR (extrapolated) = 2.28 W/kg
SAR(1 g) = 0.451 W/kg; SAR(10 g) = 0.139 W/kg
Maximum value of SAR (measured) = 1.13 W/kg

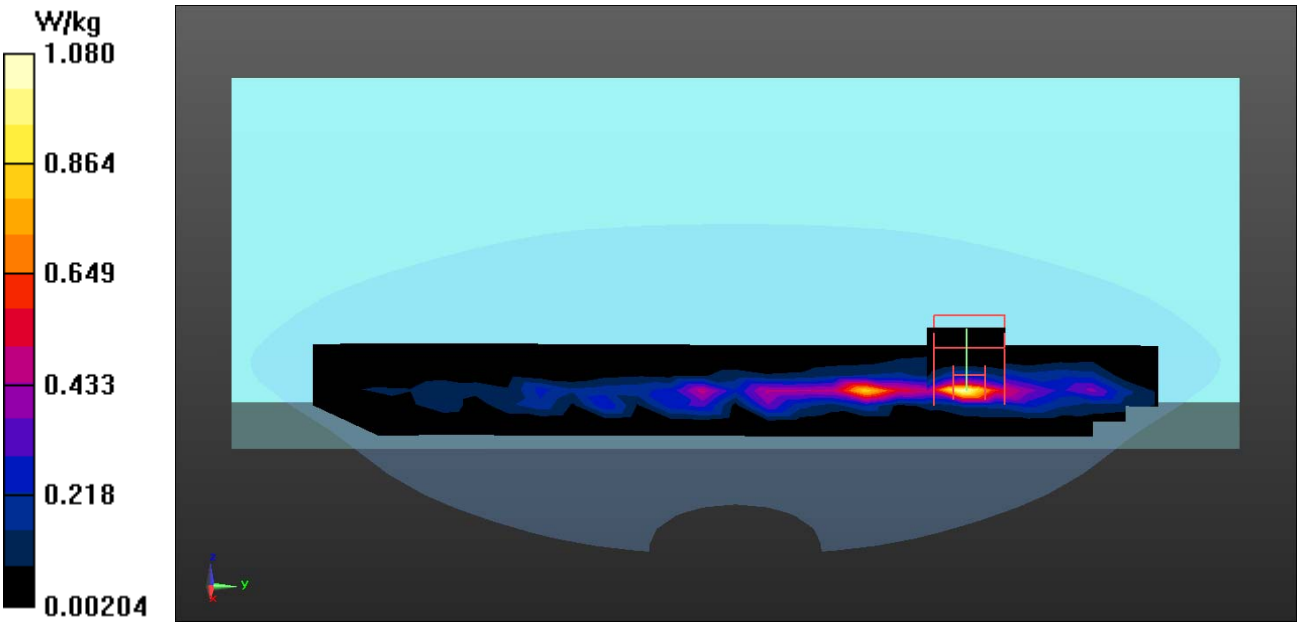

Test Laboratory: QuieTek-a DEKRA Date/Time: 2016/3/18

802.11n40M_118-Bottom SISO A(PORT 1) – NON Touch
DUT: Notebook; Type: Boardwalk
Communication System: UID 0, WLAN 5G; Frequency: 5590 MHz;
Communication System PAR: 0 dB
Medium parameters used: f = 5590 MHz; σ = 5.91 S/m; ε_r = 48.11; ρ = 1000 kg/m^3
Phantom section: Flat Section
Ambient Temperature (°C) : 21.7, Liquid Temperature (°C) : 21.3
Measurement Standard: DASY5 (IEEE/IEC/ANSI C63.19-2007)
DASY5 Configuration:

- Probe: EX3DV4 - SN3698; ConvF(3.5, 3.5, 3.5); Calibrated: 2015/11/24;
- Sensor-Surface: 1.4mm (Mechanical Surface Detection)
- Electronics: DAE4 Sn1207; Calibrated: 2015/11/20
- Phantom: SAM with right table; Type: SAM;
- Measurement SW: DASY52, Version 52.8 (8); SEMCAD X Version 14.6.10 (7331)

Configuration/Body/Area Scan (7x10x1): Measurement grid: dx=10mm, dy=10mm
Maximum value of SAR (measured) = 2.77 W/kg

Configuration/Body/Zoom Scan (7x7x12) (7x7x12)/Cube 0: Measurement grid: dx=4mm, dy=4mm, dz=2mm
Reference Value = 4.023 V/m; Power Drift = 0.13 dB
Peak SAR (extrapolated) = 4.86 W/kg
SAR(1 g) = 1 W/kg; SAR(10 g) = 0.309 W/kg
Maximum value of SAR (measured) = 2.53 W/kg

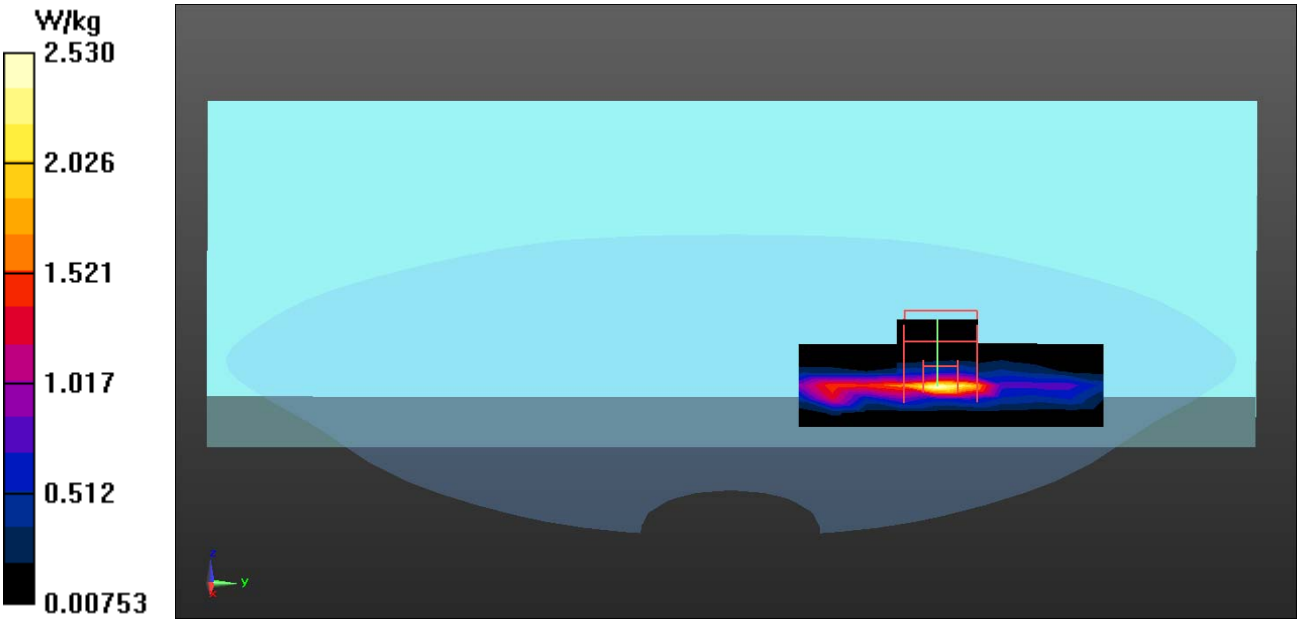

Test Laboratory: QuieTek-a DEKRA Date/Time: 2016/3/18

802.11n40M_126-Bottom SISO A(PORT 1) – NON Touch
DUT: Notebook; Type: Boardwalk
Communication System: UID 0, WLAN 5G; Frequency: 5630 MHz;
Communication System PAR: 0 dB
Medium parameters used: f = 5630 MHz; σ = 5.96 S/m; ε_r = 48.01; ρ = 1000 kg/m^3
Phantom section: Flat Section
Ambient Temperature (°C) : 21.7, Liquid Temperature (°C) : 21.3
Measurement Standard: DASY5 (IEEE/IEC/ANSI C63.19-2007)
DASY5 Configuration:

- Probe: EX3DV4 - SN3698; ConvF(3.5, 3.5, 3.5); Calibrated: 2015/11/24;
- Sensor-Surface: 1.4mm (Mechanical Surface Detection)
- Electronics: DAE4 Sn1207; Calibrated: 2015/11/20
- Phantom: SAM with right table; Type: SAM;
- Measurement SW: DASY52, Version 52.8 (8); SEMCAD X Version 14.6.10 (7331)

Configuration/Body/Area Scan (7x10x1): Measurement grid: dx=10mm, dy=10mm
Maximum value of SAR (measured) = 2.65 W/kg

Configuration/Body/Zoom Scan (7x7x12) (7x7x12)/Cube 0: Measurement grid: dx=4mm, dy=4mm, dz=2mm
Reference Value = 4.009 V/m; Power Drift = 0.16 dB
Peak SAR (extrapolated) = 4.68 W/kg
SAR(1 g) = 0.957 W/kg; SAR(10 g) = 0.294 W/kg
Maximum value of SAR (measured) = 2.44 W/kg

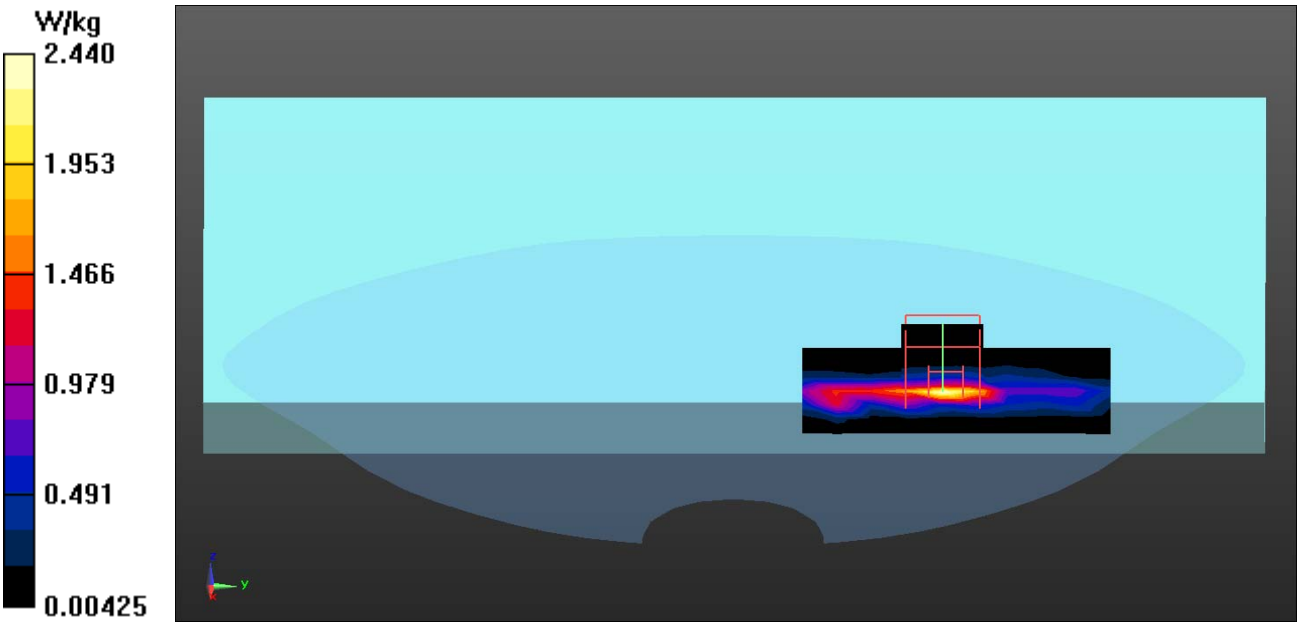

Test Laboratory: QuieTek-a DEKRA Date/Time: 2016/3/19

802.11n40M_142-Bottom SISO A(PORT 1) – NON Touch
DUT: Notebook; Type: Boardwalk
Communication System: UID 0, WLAN 5G; Frequency: 5710 MHz;
Communication System PAR: 0 dB
Medium parameters used: f = 5710 MHz; σ = 6.06 S/m; ε_r = 47.79; ρ = 1000 kg/m^3
Phantom section: Flat Section
Ambient Temperature (°C) : 21.2, Liquid Temperature (°C) : 20.7
Measurement Standard: DASY5 (IEEE/IEC/ANSI C63.19-2007)
DASY5 Configuration:

- Probe: EX3DV4 - SN3698; ConvF(3.72, 3.72, 3.72); Calibrated: 2015/11/24;
- Sensor-Surface: 1.4mm (Mechanical Surface Detection)
- Electronics: DAE4 Sn1207; Calibrated: 2015/11/20
- Phantom: SAM with right table; Type: SAM;
- Measurement SW: DASY52, Version 52.8 (8); SEMCAD X Version 14.6.10 (7331)

Configuration/Body/Area Scan (7x10x1): Measurement grid: dx=10mm, dy=10mm
Maximum value of SAR (measured) = 1.53 W/kg

Configuration/Body/Zoom Scan (7x7x12) (7x7x12)/Cube 0: Measurement grid: dx=4mm, dy=4mm, dz=2mm
Reference Value = 2.899 V/m; Power Drift = 0.14 dB
Peak SAR (extrapolated) = 3.01 W/kg
SAR(1 g) = 0.595 W/kg; SAR(10 g) = 0.187 W/kg
Maximum value of SAR (measured) = 1.54 W/kg

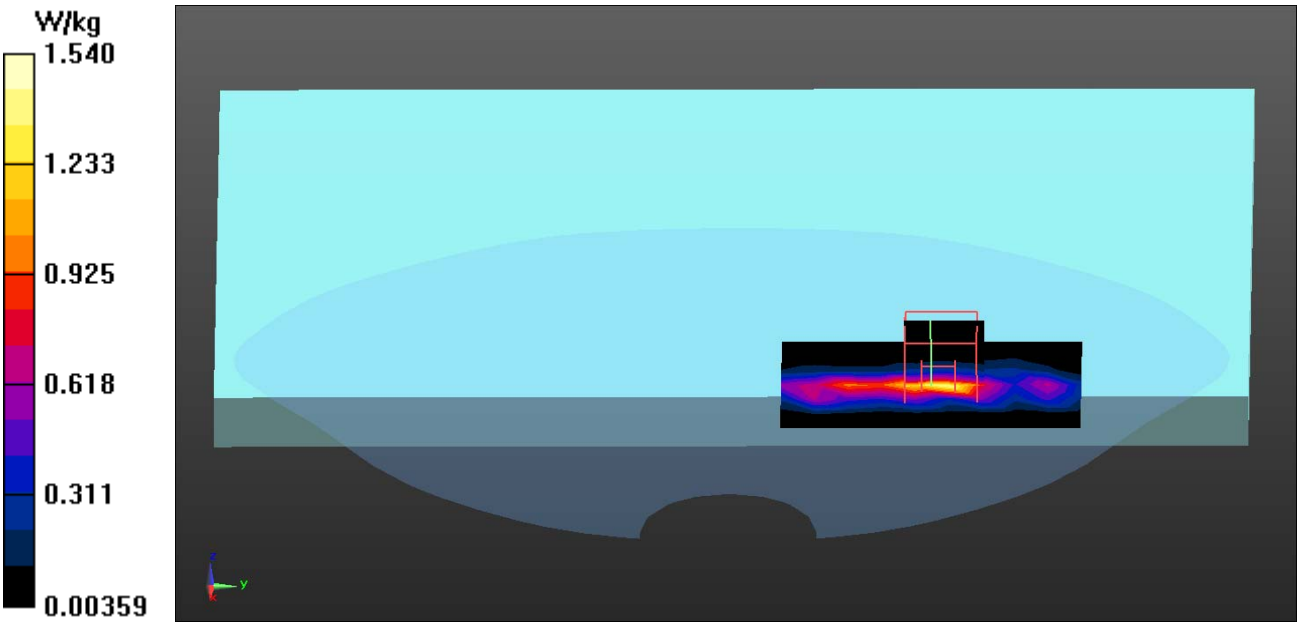

Test Laboratory: QuieTek-a DEKRA Date/Time: 2016/3/19

802.11n40M_151-Bottom SISO A(PORT 1) – NON Touch
DUT: Notebook; Type: Boardwalk
Communication System: UID 0, WLAN 5G; Frequency: 5755 MHz;
Communication System PAR: 0 dB
Medium parameters used: f = 5755 MHz; σ = 6.14 S/m; ε_r = 47.68; ρ = 1000 kg/m^3
Phantom section: Flat Section
Ambient Temperature (°C) : 21.2, Liquid Temperature (°C) : 20.7
Measurement Standard: DASY5 (IEEE/IEC/ANSI C63.19-2007)
DASY5 Configuration:

- Probe: EX3DV4 - SN3698; ConvF(3.72, 3.72, 3.72); Calibrated: 2015/11/24;
- Sensor-Surface: 1.4mm (Mechanical Surface Detection)
- Electronics: DAE4 Sn1207; Calibrated: 2015/11/20
- Phantom: SAM with right table; Type: SAM;
- Measurement SW: DASY52, Version 52.8 (8); SEMCAD X Version 14.6.10 (7331)

Configuration/Body/Area Scan (7x10x1): Measurement grid: dx=10mm, dy=10mm
Maximum value of SAR (measured) = 1.52 W/kg

Configuration/Body/Zoom Scan (7x7x12) (7x7x12)/Cube 0: Measurement grid: dx=4mm, dy=4mm, dz=2mm
Reference Value = 3.074 V/m; Power Drift = 0.11 dB
Peak SAR (extrapolated) = 3.01 W/kg
SAR(1 g) = 0.587 W/kg; SAR(10 g) = 0.186 W/kg
Maximum value of SAR (measured) = 1.55 W/kg

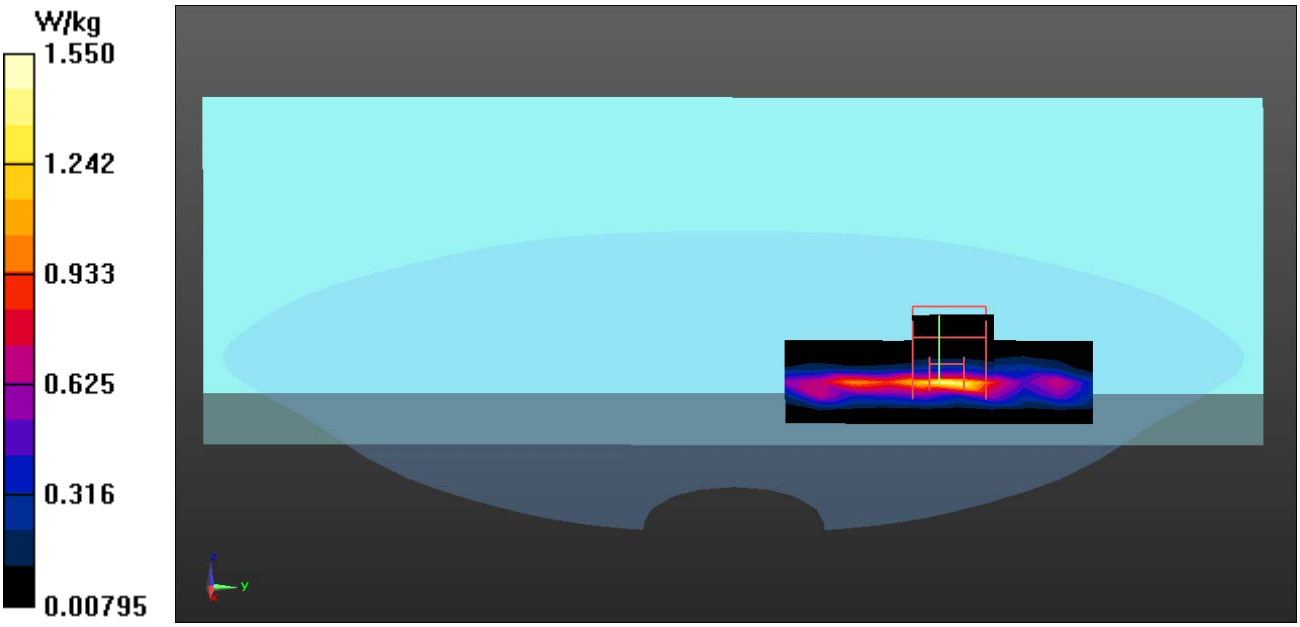

Test Laboratory: QuieTek-a DEKRA Date/Time: 2016/3/19

802.11n40M_159-Bottom SISO A(PORT 1) – NON Touch
DUT: Notebook; Type: Boardwalk
Communication System: UID 0, WLAN 5G; Frequency: 5795 MHz;
Communication System PAR: 0 dB
Medium parameters used: f = 5795 MHz; σ = 6.22 S/m; ε_r = 47.58; ρ = 1000 kg/m^3
Phantom section: Flat Section
Ambient Temperature (°C) : 21.2, Liquid Temperature (°C) : 20.7
Measurement Standard: DASY5 (IEEE/IEC/ANSI C63.19-2007)
DASY5 Configuration:

- Probe: EX3DV4 - SN3698; ConvF(3.72, 3.72, 3.72); Calibrated: 2015/11/24;
- Sensor-Surface: 1.4mm (Mechanical Surface Detection)
- Electronics: DAE4 Sn1207; Calibrated: 2015/11/20
- Phantom: SAM with right table; Type: SAM;
- Measurement SW: DASY52, Version 52.8 (8); SEMCAD X Version 14.6.10 (7331)

Configuration/Body/Area Scan (6x12x1): Measurement grid: dx=10mm, dy=10mm
Maximum value of SAR (measured) = 2.18 W/kg

Configuration/Body/Zoom Scan (7x7x12) (7x7x12)/Cube 0: Measurement grid: dx=4mm, dy=4mm, dz=2mm
Reference Value = 9.067 V/m; Power Drift = -0.12 dB
Peak SAR (extrapolated) = 4.92 W/kg
SAR(1 g) = 0.867 W/kg; SAR(10 g) = 0.270 W/kg
Maximum value of SAR (measured) = 2.53 W/kg

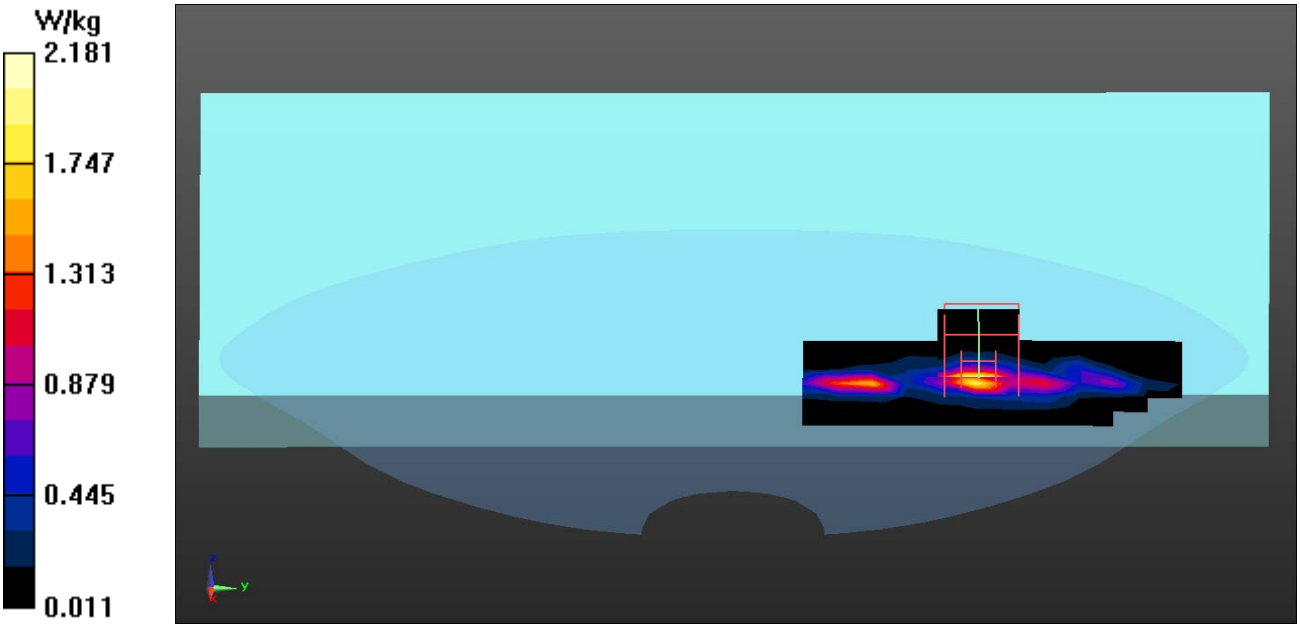

Test Laboratory: QuieTek-a DEKRA Date/Time: 2016/3/16

802.11n40M_46-Bottom SISO B(PORT 2) – NON Touch
DUT: Notebook; Type: Boardwalk
Communication System: UID 0, WLAN 5G; Frequency: 5230 MHz;
Communication System PAR: 0 dB
Medium parameters used: f = 5230 MHz; σ = 5.36 S/m; ε_r = 49.08; ρ = 1000 kg/m^3
Phantom section: Flat Section
Ambient Temperature (°C) : 21.6, Liquid Temperature (°C) : 20.9
Measurement Standard: DASY5 (IEEE/IEC/ANSI C63.19-2007)
DASY5 Configuration:

- Probe: EX3DV4 - SN3698; ConvF(4.2, 4.2, 4.2); Calibrated: 2015/11/24;
- Sensor-Surface: 1.4mm (Mechanical Surface Detection)
- Electronics: DAE4 Sn1207; Calibrated: 2015/11/20
- Phantom: SAM with right table; Type: SAM;
- Measurement SW: DASY52, Version 52.8 (8); SEMCAD X Version 14.6.10 (7331)

Configuration/Body/Area Scan (7x11x1): Measurement grid: dx=10mm, dy=10mm
Maximum value of SAR (measured) = 2.34 W/kg

Configuration/Body/Zoom Scan (7x7x12) (7x7x12)/Cube 0: Measurement grid: dx=4mm, dy=4mm, dz=2mm
Reference Value = 5.697 V/m; Power Drift = -0.17 dB
Peak SAR (extrapolated) = 4.87 W/kg
SAR(1 g) = 1.07 W/kg; SAR(10 g) = 0.344 W/kg
Maximum value of SAR (measured) = 2.78 W/kg

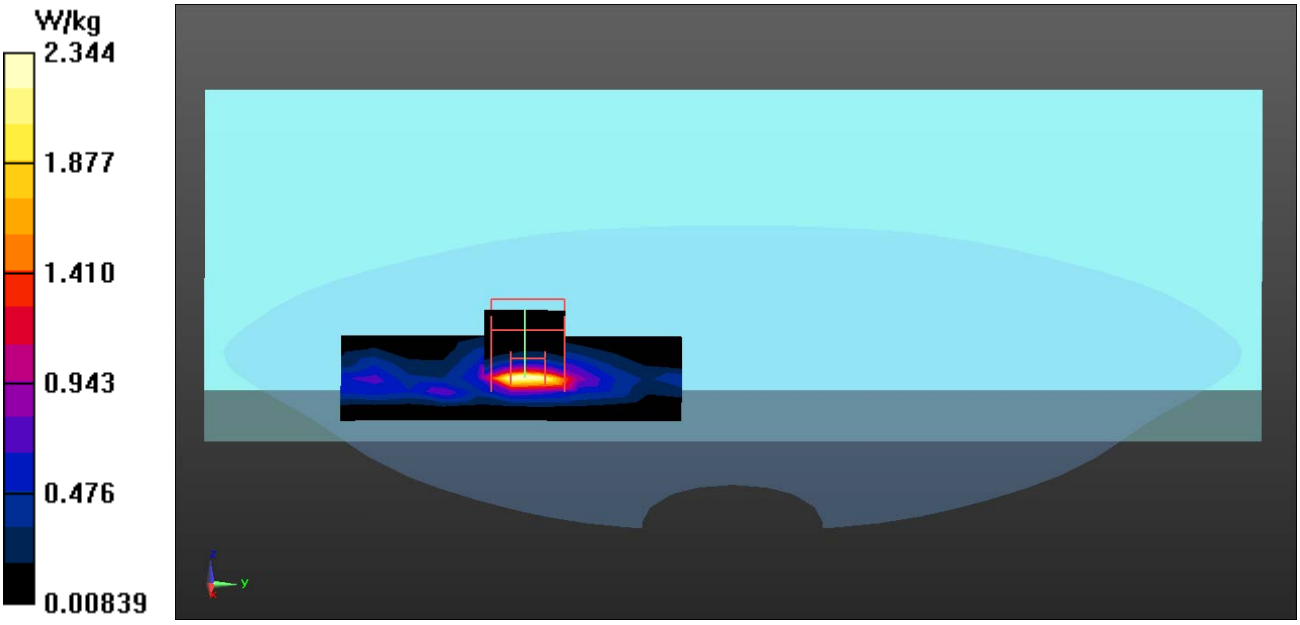

Test Laboratory: QuieTek-a DEKRA Date/Time: 2016/3/17

802.11n40M_54-Bottom SISO B(PORT 2) – NON Touch
DUT: Notebook; Type: Boardwalk
Communication System: UID 0, WLAN 5G; Frequency: 5270 MHz;
Communication System PAR: 0 dB
Medium parameters used: f = 5270 MHz; σ = 5.42 S/m; ε_r = 48.96; ρ = 1000 kg/m^3
Phantom section: Flat Section
Ambient Temperature (°C) : 20.9, Liquid Temperature (°C) : 20.5
Measurement Standard: DASY5 (IEEE/IEC/ANSI C63.19-2007)
DASY5 Configuration:

- Probe: EX3DV4 - SN3698; ConvF(4.05, 4.05, 4.05); Calibrated: 2015/11/24;
- Sensor-Surface: 1.4mm (Mechanical Surface Detection)
- Electronics: DAE4 Sn1207; Calibrated: 2015/11/20
- Phantom: SAM with right table; Type: SAM;
- Measurement SW: DASY52, Version 52.8 (8); SEMCAD X Version 14.6.10 (7331)

Configuration/Body/Area Scan (6x11x1): Measurement grid: dx=10mm, dy=10mm
Maximum value of SAR (measured) = 2.39 W/kg

Configuration/Body/Zoom Scan (7x7x12) (7x7x12)/Cube 0: Measurement grid: dx=4mm, dy=4mm, dz=2mm
Reference Value = 4.851 V/m; Power Drift = -0.07 dB
Peak SAR (extrapolated) = 4.81 W/kg
SAR(1 g) = 1 W/kg; SAR(10 g) = 0.321 W/kg
Maximum value of SAR (measured) = 2.65 W/kg

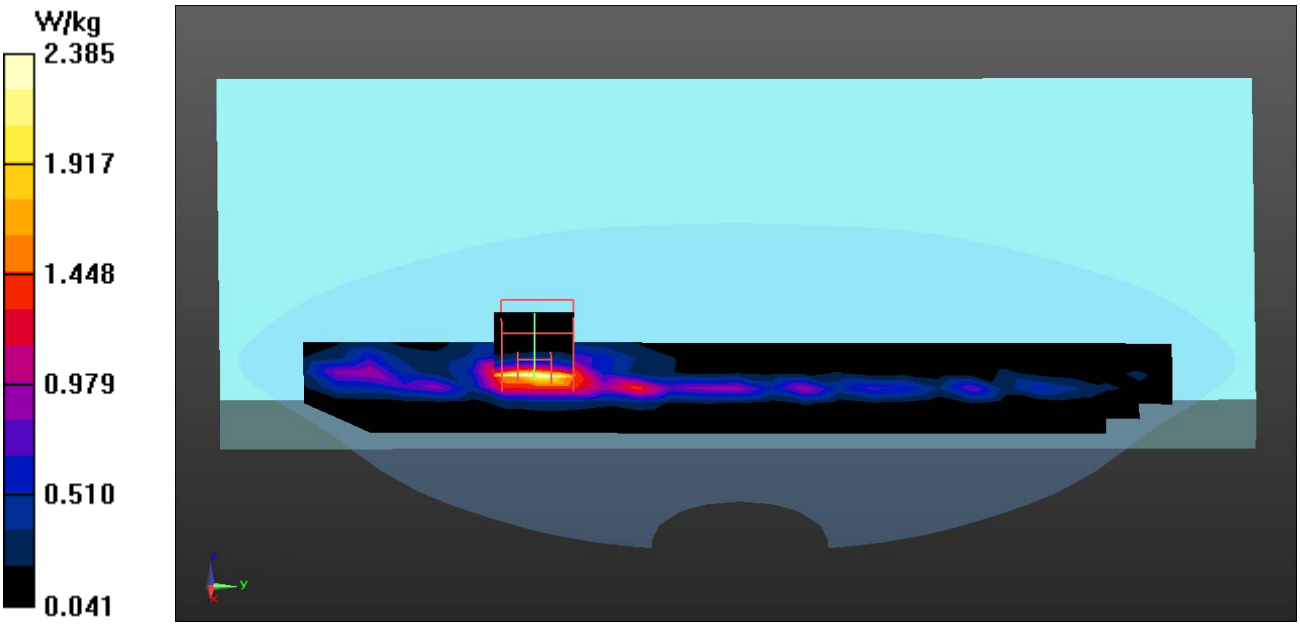

Test Laboratory: QuieTek-a DEKRA Date/Time: 2016/3/18

802.11n40M_118-Bottom SISO B(PORT 2) – NON Touch
DUT: Notebook; Type: Boardwalk
Communication System: UID 0, WLAN 5G; Frequency: 5590 MHz;
Communication System PAR: 0 dB
Medium parameters used: f = 5590 MHz; σ = 5.91 S/m; ε_r = 48.11; ρ = 1000 kg/m^3
Phantom section: Flat Section
Ambient Temperature (°C) : 21.7, Liquid Temperature (°C) : 21.3
Measurement Standard: DASY5 (IEEE/IEC/ANSI C63.19-2007)
DASY5 Configuration:

- Probe: EX3DV4 - SN3698; ConvF(3.5, 3.5, 3.5); Calibrated: 2015/11/24;
- Sensor-Surface: 1.4mm (Mechanical Surface Detection)
- Electronics: DAE4 Sn1207; Calibrated: 2015/11/20
- Phantom: SAM with right table; Type: SAM;
- Measurement SW: DASY52, Version 52.8 (8); SEMCAD X Version 14.6.10 (7331)

Configuration/Body/Area Scan (7x27x1): Measurement grid: dx=10mm, dy=10mm
Maximum value of SAR (measured) = 1.97 W/kg

Configuration/Body/Zoom Scan (7x7x12) (7x7x12)/Cube 0: Measurement grid: dx=4mm, dy=4mm, dz=2mm
Reference Value = 8.276 V/m; Power Drift = 0.12 dB
Peak SAR (extrapolated) = 4.54 W/kg
SAR(1 g) = 1.02 W/kg; SAR(10 g) = 0.344 W/kg
Maximum value of SAR (measured) = 2.62 W/kg

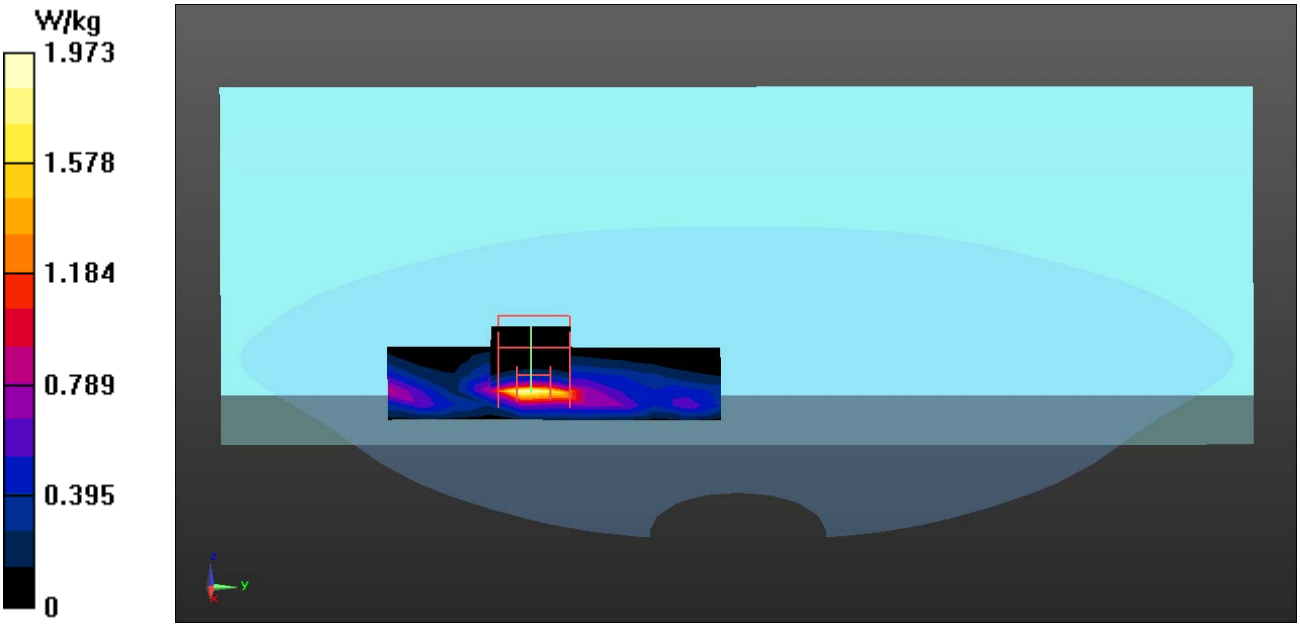

Test Laboratory: QuieTek-a DEKRA Date/Time: 2016/3/18

802.11n40M_126-Bottom SISO B(PORT 2) – NON Touch
DUT: Notebook; Type: Boardwalk
Communication System: UID 0, WLAN 5G; Frequency: 5630 MHz;
Communication System PAR: 0 dB
Medium parameters used: f = 5630 MHz; σ = 5.96 S/m; ε_r = 48.01; ρ = 1000 kg/m^3
Phantom section: Flat Section
Ambient Temperature (°C) : 21.7, Liquid Temperature (°C) : 21.3
Measurement Standard: DASY5 (IEEE/IEC/ANSI C63.19-2007)
DASY5 Configuration:

- Probe: EX3DV4 - SN3698; ConvF(3.5, 3.5, 3.5); Calibrated: 2015/11/24;
- Sensor-Surface: 1.4mm (Mechanical Surface Detection)
- Electronics: DAE4 Sn1207; Calibrated: 2015/11/20
- Phantom: SAM with right table; Type: SAM;
- Measurement SW: DASY52, Version 52.8 (8); SEMCAD X Version 14.6.10 (7331)

Configuration/Body/Area Scan (7x10x1): Measurement grid: dx=10mm, dy=10mm
Maximum value of SAR (measured) = 2.43 W/kg

Configuration/Body/Zoom Scan (7x7x12) (7x7x12)/Cube 0: Measurement grid: dx=4mm, dy=4mm, dz=2mm
Reference Value = 11.09 V/m; Power Drift = -0.08 dB
Peak SAR (extrapolated) = 5.69 W/kg
SAR(1 g) = 1.25 W/kg; SAR(10 g) = 0.421 W/kg
Maximum value of SAR (measured) = 3.20 W/kg

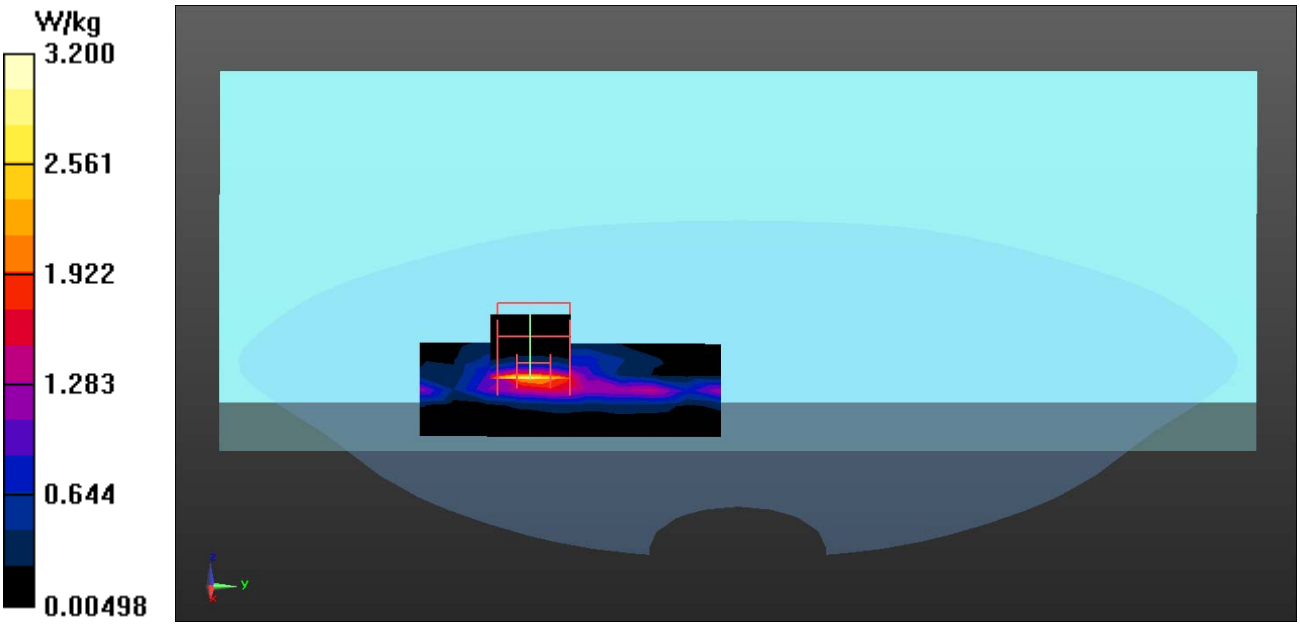

Test Laboratory: QuieTek-a DEKRA Date/Time: 2016/3/19

802.11n40M_142-Bottom SISO B(PORT 2) – NON Touch
DUT: Notebook; Type: Boardwalk
Communication System: UID 0, WLAN 5G; Frequency: 5710 MHz;
Communication System PAR: 0 dB
Medium parameters used: f = 5710 MHz; σ = 6.06 S/m; ε_r = 47.79; ρ = 1000 kg/m^3
Phantom section: Flat Section
Ambient Temperature (°C) : 21.2, Liquid Temperature (°C) : 20.7
Measurement Standard: DASY5 (IEEE/IEC/ANSI C63.19-2007)
DASY5 Configuration:

- Probe: EX3DV4 - SN3698; ConvF(3.72, 3.72, 3.72); Calibrated: 2015/11/24;
- Sensor-Surface: 1.4mm (Mechanical Surface Detection)
- Electronics: DAE4 Sn1207; Calibrated: 2015/11/20
- Phantom: SAM with right table; Type: SAM;
- Measurement SW: DASY52, Version 52.8 (8); SEMCAD X Version 14.6.10 (7331)

Configuration/Body/Area Scan (7x11x1): Measurement grid: dx=10mm, dy=10mm
Maximum value of SAR (measured) = 3.86 W/kg

Configuration/Body/Zoom Scan (7x7x12) (7x7x12)/Cube 0: Measurement grid: dx=4mm, dy=4mm, dz=2mm
Reference Value = 6.371 V/m; Power Drift = -0.02 dB
Peak SAR (extrapolated) = 7.28 W/kg
SAR(1 g) = 1.4 W/kg; SAR(10 g) = 0.441 W/kg
Maximum value of SAR (measured) = 3.96 W/kg

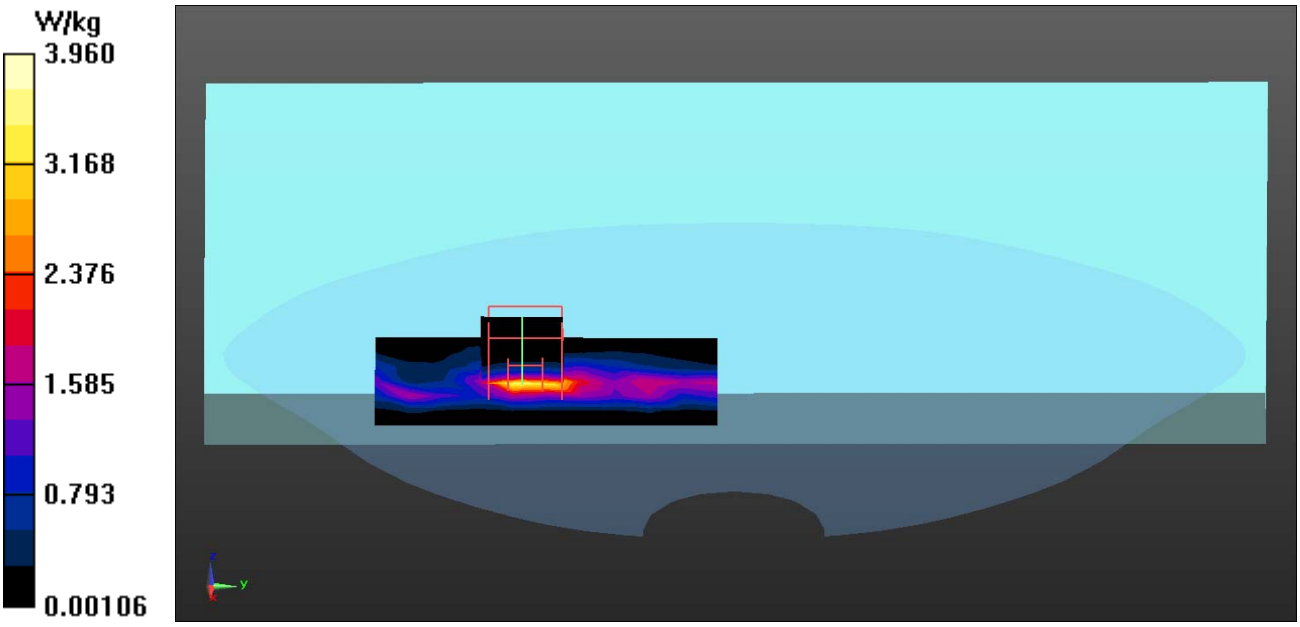

Test Laboratory: QuieTek-a DEKRA Date/Time: 2016/3/19

802.11n40M_151-Bottom SISO B(PORT 2) – NON Touch
DUT: Notebook; Type: Boardwalk
Communication System: UID 0, WLAN 5G; Frequency: 5755 MHz;
Communication System PAR: 0 dB
Medium parameters used: f = 5755 MHz; σ = 6.14 S/m; ε_r = 47.68; ρ = 1000 kg/m^3
Phantom section: Flat Section
Ambient Temperature (°C) : 21.2, Liquid Temperature (°C) : 20.7
Measurement Standard: DASY5 (IEEE/IEC/ANSI C63.19-2007)
DASY5 Configuration:

- Probe: EX3DV4 - SN3698; ConvF(3.72, 3.72, 3.72); Calibrated: 2015/11/24;
- Sensor-Surface: 1.4mm (Mechanical Surface Detection)
- Electronics: DAE4 Sn1207; Calibrated: 2015/11/20
- Phantom: SAM with right table; Type: SAM;
- Measurement SW: DASY52, Version 52.8 (8); SEMCAD X Version 14.6.10 (7331)

Configuration/Body/Area Scan (7x11x1): Measurement grid: dx=10mm, dy=10mm
Maximum value of SAR (measured) = 2.73 W/kg

Configuration/Body/Zoom Scan (7x7x12) (7x7x12)/Cube 0: Measurement grid: dx=4mm, dy=4mm, dz=2mm
Reference Value = 2.886 V/m; Power Drift = 0.15 dB
Peak SAR (extrapolated) = 5.99 W/kg
SAR(1 g) = 1.09 W/kg; SAR(10 g) = 0.328 W/kg
Maximum value of SAR (measured) = 3.11 W/kg

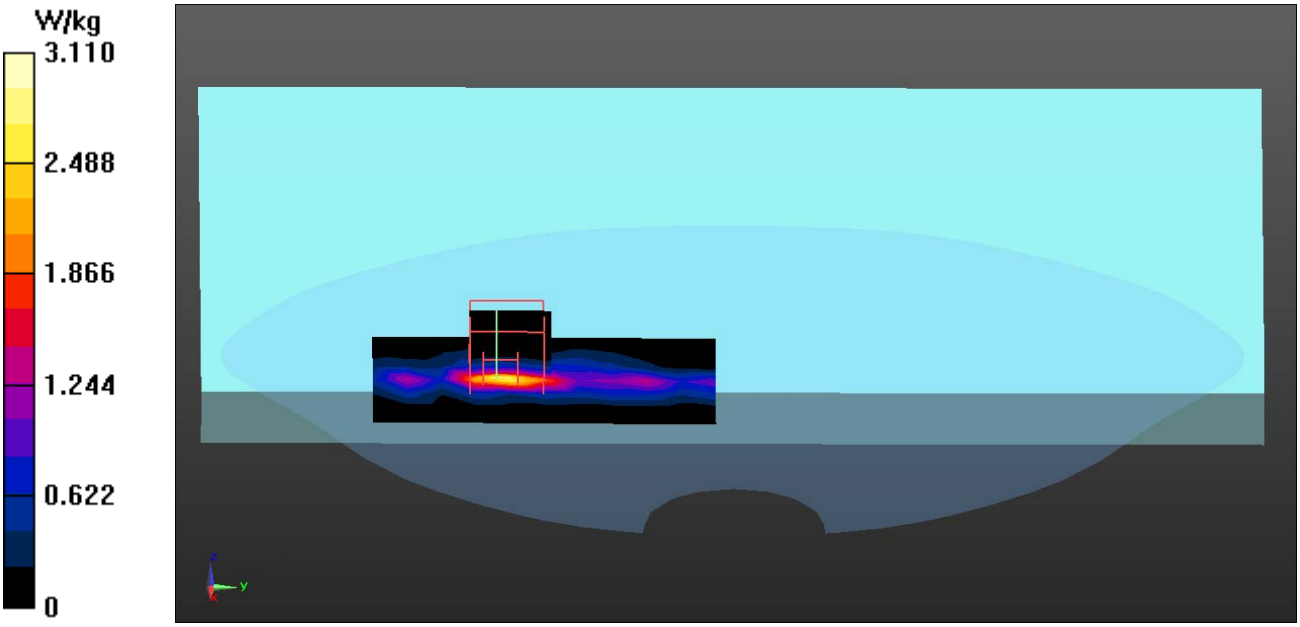

Test Laboratory: QuieTek-a DEKRA Date/Time: 2016/3/19

802.11n40M_159-Bottom SISO B(PORT 2) – NON Touch
DUT: Notebook; Type: Boardwalk
Communication System: UID 0, WLAN 5G; Frequency: 5795 MHz;
Communication System PAR: 0 dB
Medium parameters used: f = 5795 MHz; σ = 6.22 S/m; ε_r = 47.58; ρ = 1000 kg/m^3
Phantom section: Flat Section
Ambient Temperature (°C) : 21.2, Liquid Temperature (°C) : 20.7
Measurement Standard: DASY5 (IEEE/IEC/ANSI C63.19-2007)
DASY5 Configuration:

- Probe: EX3DV4 - SN3698; ConvF(3.72, 3.72, 3.72); Calibrated: 2015/11/24;
- Sensor-Surface: 1.4mm (Mechanical Surface Detection)
- Electronics: DAE4 Sn1207; Calibrated: 2015/11/20
- Phantom: SAM with right table; Type: SAM;
- Measurement SW: DASY52, Version 52.8 (8); SEMCAD X Version 14.6.10 (7331)

Configuration/Body/Area Scan (6x9x1): Measurement grid: dx=10mm, dy=10mm
Maximum value of SAR (measured) = 2.75 W/kg

Configuration/Body/Zoom Scan (7x7x12) (7x7x12)/Cube 0: Measurement grid: dx=4mm, dy=4mm, dz=2mm
Reference Value = 4.082 V/m; Power Drift = 0.07 dB
Peak SAR (extrapolated) = 6.21 W/kg
SAR(1 g) = 1.13 W/kg; SAR(10 g) = 0.342 W/kg
Maximum value of SAR (measured) = 3.19 W/kg

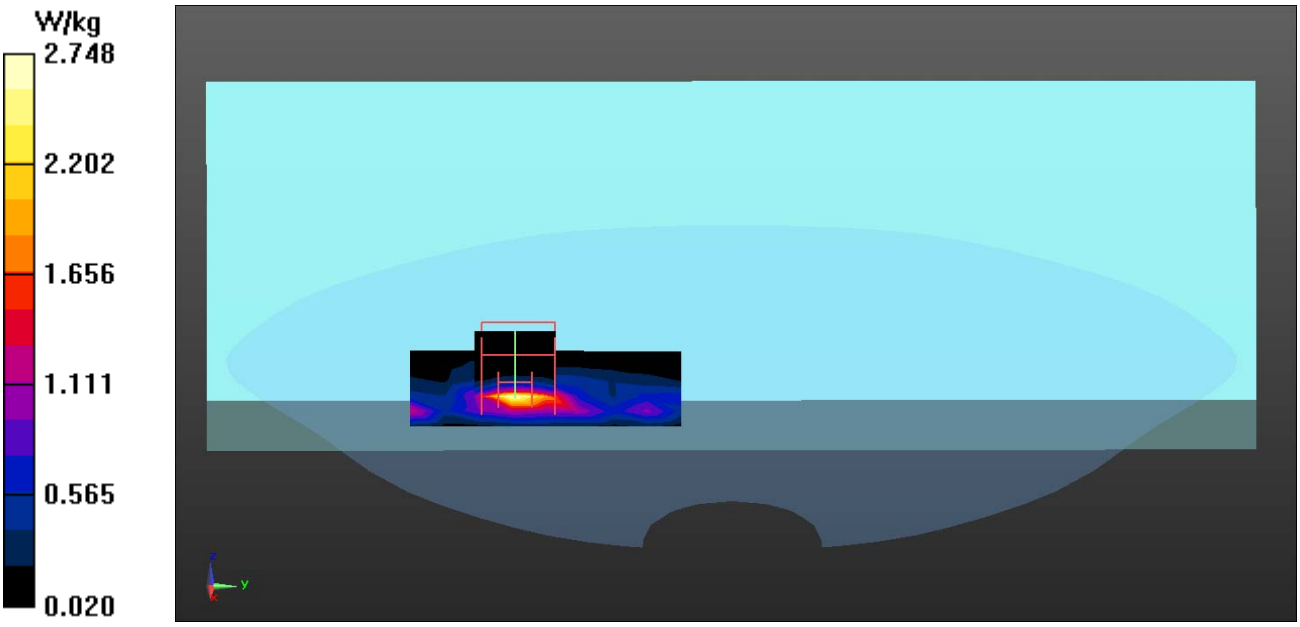

Test Laboratory: QuieTek-a DEKRA Date/Time: 2016/3/18

802.11ac80M_122-Bottom SISO A(PORT 1) – NON Touch
DUT: Notebook; Type: Boardwalk
Communication System: UID 0, WLAN 5G; Frequency: 5610 MHz;
Communication System PAR: 0 dB
Medium parameters used: f = 5610 MHz; σ = 5.94 S/m; ε_r = 48.07; ρ = 1000 kg/m^3
Phantom section: Flat Section
Ambient Temperature (°C) : 21.7, Liquid Temperature (°C) : 21.3
Measurement Standard: DASY5 (IEEE/IEC/ANSI C63.19-2007)
DASY5 Configuration:

- Probe: EX3DV4 - SN3698; ConvF(3.5, 3.5, 3.5); Calibrated: 2015/11/24;
- Sensor-Surface: 1.4mm (Mechanical Surface Detection)
- Electronics: DAE4 Sn1207; Calibrated: 2015/11/20
- Phantom: SAM with right table; Type: SAM;
- Measurement SW: DASY52, Version 52.8 (8); SEMCAD X Version 14.6.10 (7331)

Configuration/Body/Area Scan (7x10x1): Measurement grid: dx=10mm, dy=10mm
Maximum value of SAR (measured) = 2.58 W/kg

Configuration/Body/Zoom Scan (7x7x12) (7x7x12)/Cube 0: Measurement grid: dx=4mm, dy=4mm, dz=2mm
Reference Value = 4.082 V/m; Power Drift = 0.06 dB
Peak SAR (extrapolated) = 4.96 W/kg
SAR(1 g) = 1 W/kg; SAR(10 g) = 0.304 W/kg
Maximum value of SAR (measured) = 2.54 W/kg

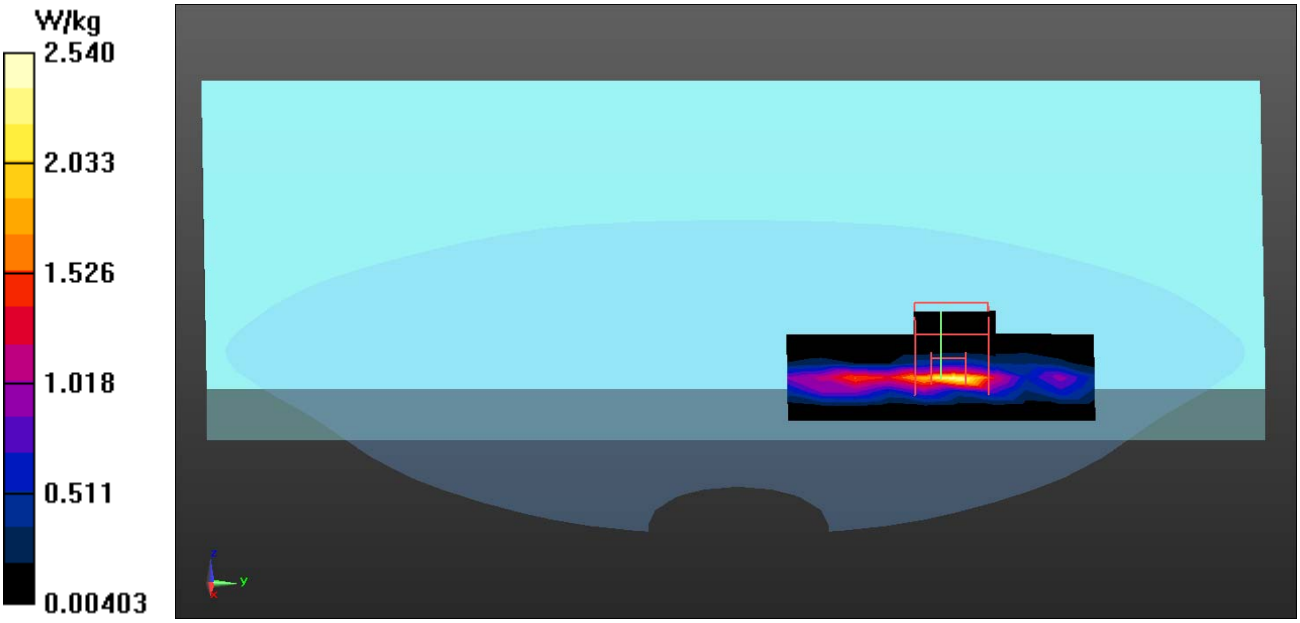

Test Laboratory: QuieTek-a DEKRA Date/Time: 2016/3/18

802.11ac80M_122-Bottom SISO B(PORT 2) – NON Touch
DUT: Notebook; Type: Boardwalk
Communication System: UID 0, WLAN 5G; Frequency: 5610 MHz;
Communication System PAR: 0 dB
Medium parameters used: f = 5610 MHz; σ = 5.94 S/m; ε_r = 48.07; ρ = 1000 kg/m^3
Phantom section: Flat Section
Ambient Temperature (°C) : 21.7, Liquid Temperature (°C) : 21.3
Measurement Standard: DASY5 (IEEE/IEC/ANSI C63.19-2007)
DASY5 Configuration:

- Probe: EX3DV4 - SN3698; ConvF(3.5, 3.5, 3.5); Calibrated: 2015/11/24;
- Sensor-Surface: 1.4mm (Mechanical Surface Detection)
- Electronics: DAE4 Sn1207; Calibrated: 2015/11/20
- Phantom: SAM with right table; Type: SAM;
- Measurement SW: DASY52, Version 52.8 (8); SEMCAD X Version 14.6.10 (7331)

Configuration/Body/Area Scan (7x11x1): Measurement grid: dx=10mm, dy=10mm
Maximum value of SAR (measured) = 2.40 W/kg

Configuration/Body/Zoom Scan (7x7x12) (7x7x12)/Cube 0: Measurement grid: dx=4mm, dy=4mm, dz=2mm
Reference Value = 3.811 V/m; Power Drift = 0.18 dB
Peak SAR (extrapolated) = 4.81 W/kg
SAR(1 g) = 1.01 W/kg; SAR(10 g) = 0.325 W/kg
Maximum value of SAR (measured) = 2.71 W/kg

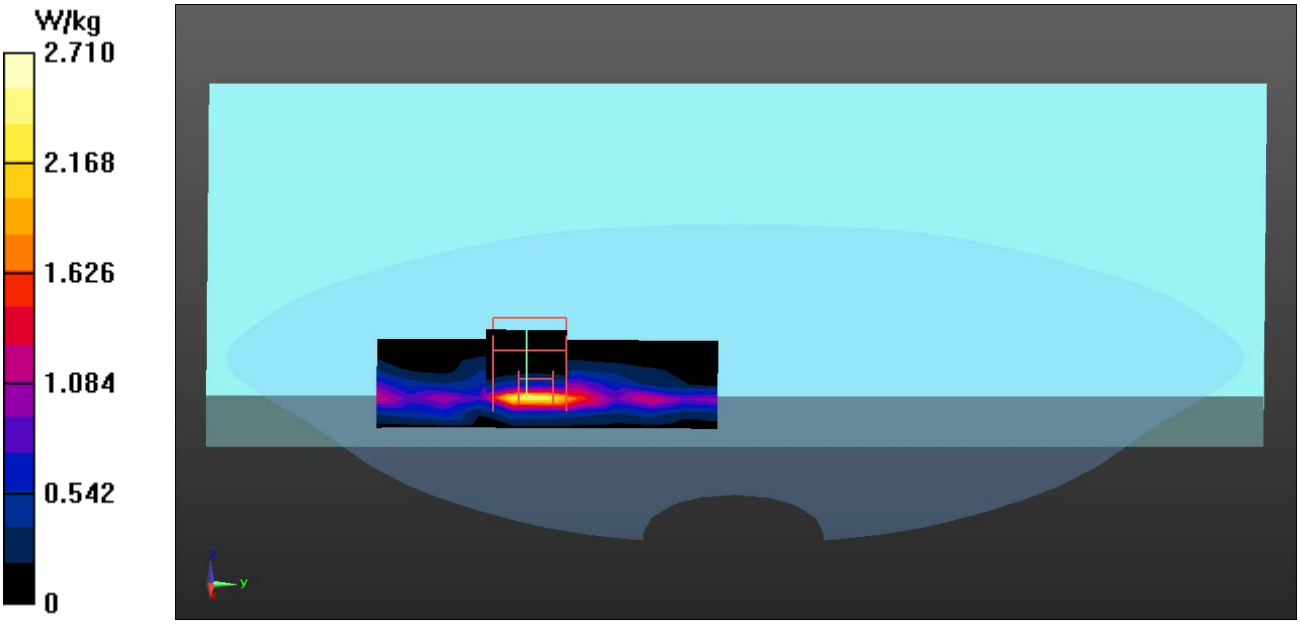

802.11a EUT Bottom (SISO B (PORT2)), – NON Touch Z-Axis plot
Channel: 128

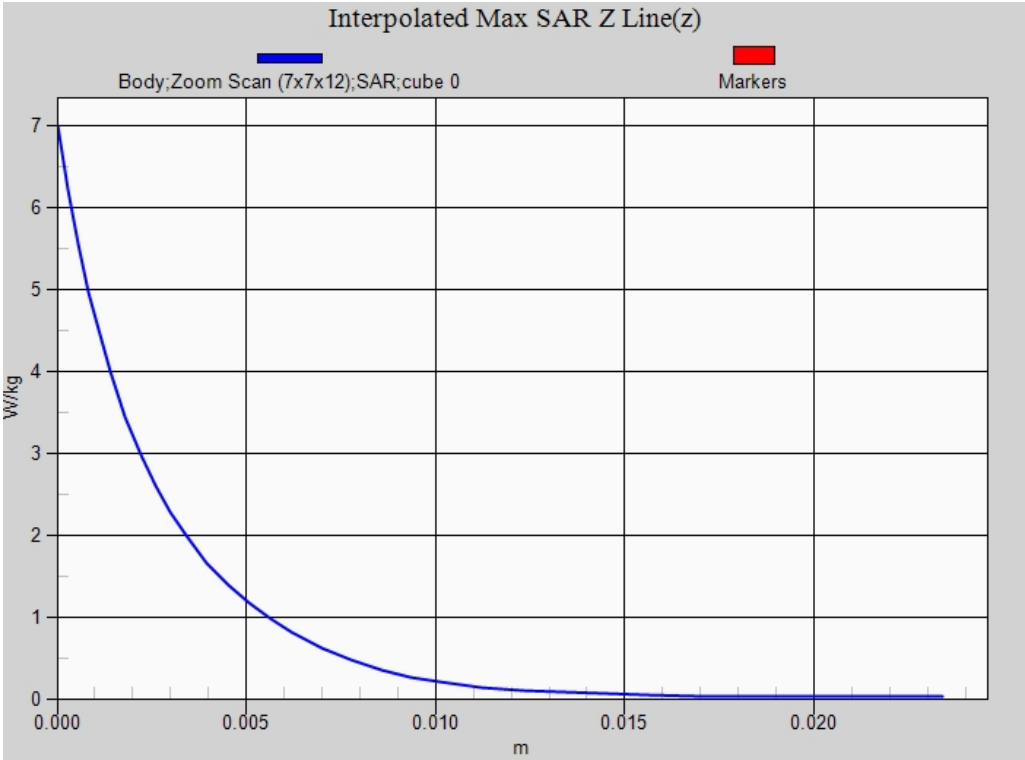

Test Laboratory: QuieTek-a DEKRA Date/Time: 2016/3/15

802.11g_6-Bottom SISO B(PORT 2) – Touch -Verify
DUT: Notebook; Type: Boardwalk
Communication System: UID 0, WLAN 2.4G; Frequency: 2437 MHz;
Communication System PAR: 0 dB
Medium parameters used: f = 2437 MHz; σ = 1.94 S/m; ε_r = 52.55; ρ = 1000 kg/m^3
Phantom section: Flat Section
Ambient Temperature (°C) : 23.4, Liquid Temperature (°C) : 21.1
Measurement Standard: DASY5 (IEEE/IEC/ANSI C63.19-2007)
DASY5 Configuration:

- Probe: EX3DV4 - SN3698; ConvF(6.75, 6.75, 6.75); Calibrated: 2015/11/24;
- Sensor-Surface: 3mm (Mechanical Surface Detection)
- Electronics: DAE4 Sn1207; Calibrated: 2015/11/20
- Phantom: SAM with left table; Type: SAM;
- Measurement SW: DASY52, Version 52.8 (8); SEMCAD X Version 14.6.10 (7331)

Configuration/Body/Area Scan (7x13x1): Measurement grid: dx=12mm, dy=12mm
Maximum value of SAR (measured) = 1.86 W/kg

Configuration/Body/Zoom Scan (7x7x7) (7x7x7)/Cube 0: Measurement grid: dx=5mm, dy=5mm, dz=5mm
Reference Value = 7.248 V/m; Power Drift = -0.04 dB
Peak SAR (extrapolated) = 3.61 W/kg
SAR(1 g) = 1.38 W/kg; SAR(10 g) = 0.554 W/kg
Maximum value of SAR (measured) = 1.89 W/kg

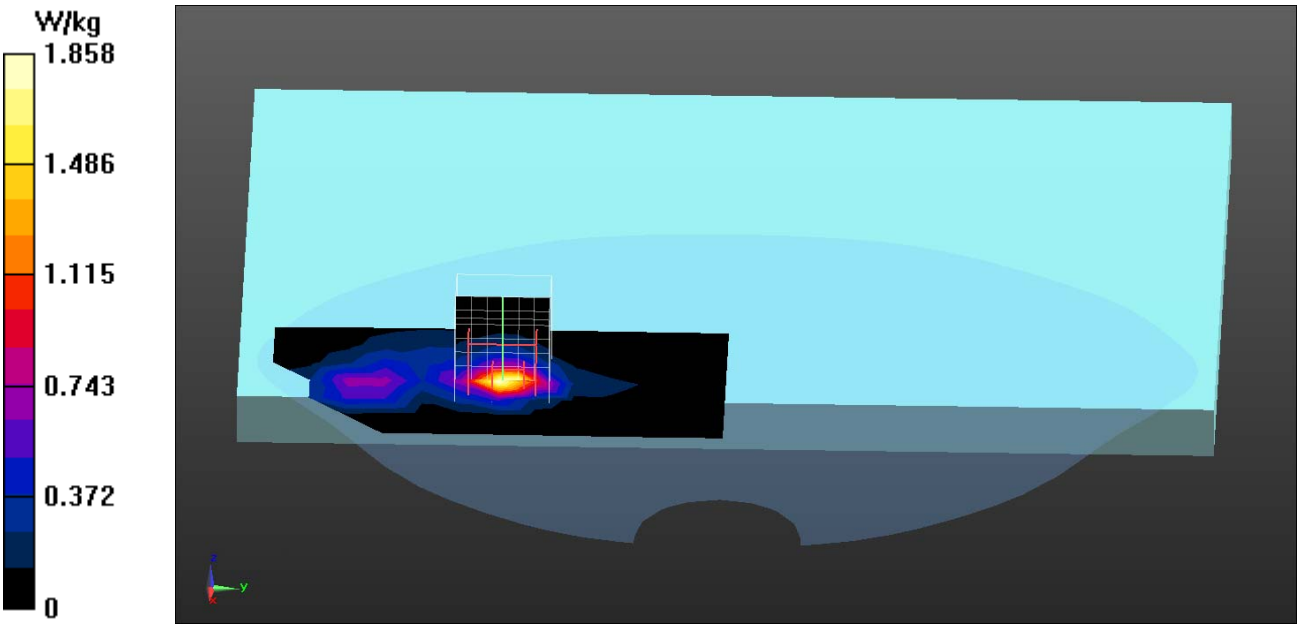

Test Laboratory: QuieTek-a DEKRA Date/Time: 2016/3/15

802.11g_8-Bottom SISO B(PORT 2) – NON Touch -Verify
DUT: Notebook; Type: Boardwalk
Communication System: UID 0, WLAN 2.4G; Frequency: 2447 MHz;
Communication System PAR: 0 dB
Medium parameters used: f = 2447 MHz; σ = 1.96 S/m; ε_r = 52.51; ρ = 1000 kg/m^3
Phantom section: Flat Section
Ambient Temperature (°C) : 23.4, Liquid Temperature (°C) : 21.1
Measurement Standard: DASY5 (IEEE/IEC/ANSI C63.19-2007)
DASY5 Configuration:

- Probe: EX3DV4 - SN3698; ConvF(6.75, 6.75, 6.75); Calibrated: 2015/11/24;
- Sensor-Surface: 3mm (Mechanical Surface Detection)
- Electronics: DAE4 Sn1207; Calibrated: 2015/11/20
- Phantom: SAM with left table; Type: SAM;
- Measurement SW: DASY52, Version 52.8 (8); SEMCAD X Version 14.6.10 (7331)

Configuration/Body/Area Scan (7x13x1): Measurement grid: dx=12mm, dy=12mm
Maximum value of SAR (measured) = 1.29 W/kg

Configuration/Body/Zoom Scan (7x7x7) (7x7x7)/Cube 0: Measurement grid: dx=5mm, dy=5mm, dz=5mm
Reference Value = 8.980 V/m; Power Drift = -0.12 dB
Peak SAR (extrapolated) = 2.71 W/kg
SAR(1 g) = 1.12 W/kg; SAR(10 g) = 0.486 W/kg
Maximum value of SAR (measured) = 1.56 W/kg

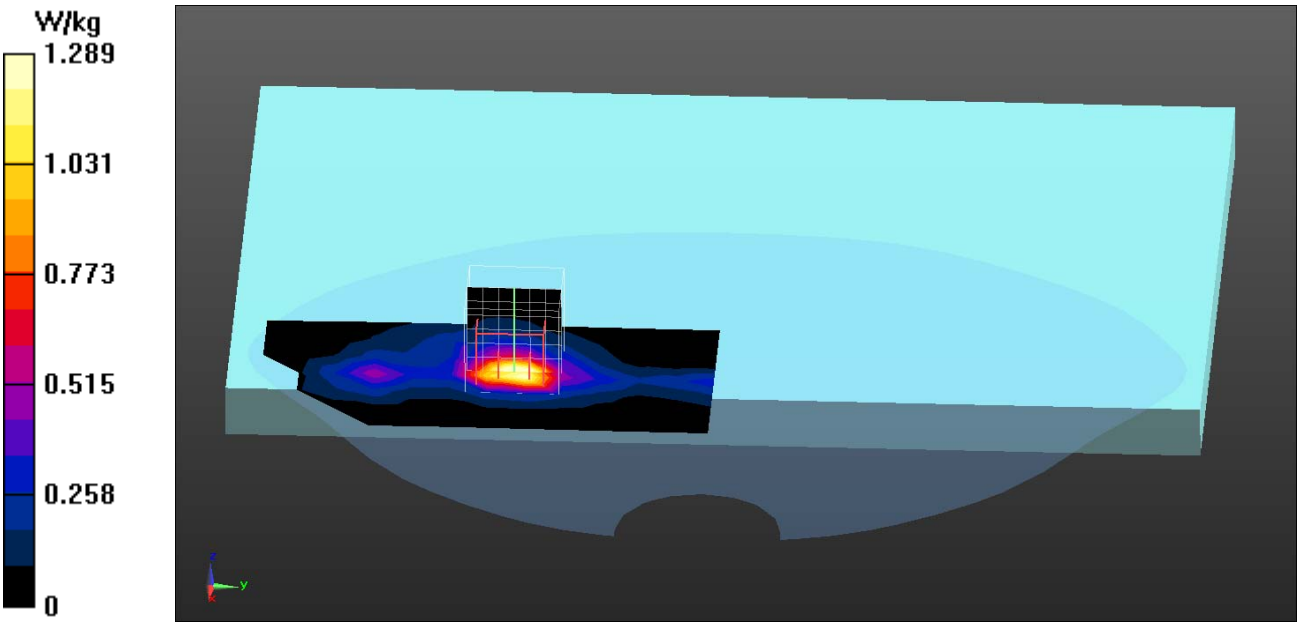

Test Laboratory: QuieTek-a DEKRA Date/Time: 2016/3/18

802.11n40M_126-Bottom SISO B(PORT 2) – Touch -Verify
DUT: Notebook; Type: Boardwalk
Communication System: UID 0, WLAN 5G; Frequency: 5630 MHz;
Communication System PAR: 0 dB
Medium parameters used: f = 5630 MHz; σ = 5.96 S/m; ε_r = 48.01; ρ = 1000 kg/m^3
Phantom section: Flat Section
Ambient Temperature (°C) : 21.7, Liquid Temperature (°C) : 21.3
Measurement Standard: DASY5 (IEEE/IEC/ANSI C63.19-2007)
DASY5 Configuration:

- Probe: EX3DV4 - SN3698; ConvF(3.5, 3.5, 3.5); Calibrated: 2015/11/24;
- Sensor-Surface: 1.4mm (Mechanical Surface Detection)
- Electronics: DAE4 Sn1207; Calibrated: 2015/11/20
- Phantom: SAM with right table; Type: SAM;
- Measurement SW: DASY52, Version 52.8 (8); SEMCAD X Version 14.6.10 (7331)

Configuration/Body/Area Scan (7x9x1): Measurement grid: dx=10mm, dy=10mm
Maximum value of SAR (measured) = 2.51 W/kg

Configuration/Body/Zoom Scan (7x7x12) (7x7x12)/Cube 0: Measurement grid: dx=4mm, dy=4mm, dz=2mm
Reference Value = 7.228 V/m; Power Drift = -0.09 dB
Peak SAR (extrapolated) = 5.09 W/kg
SAR(1 g) = 1.11 W/kg; SAR(10 g) = 0.356 W/kg
Maximum value of SAR (measured) = 2.84 W/kg

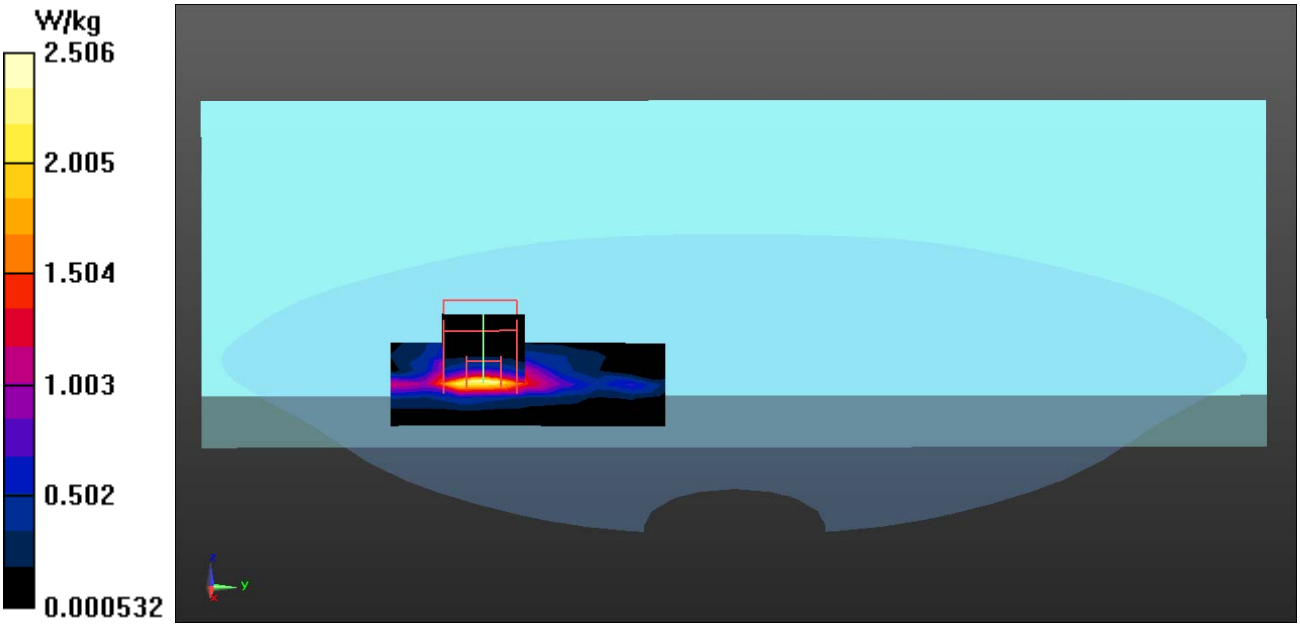

Test Laboratory: QuieTek-a DEKRA Date/Time: 2016/3/18

802.11a_128-Bottom SISO B(PORT 2) – NON Touch -Verify
DUT: Notebook; Type: Boardwalk
Communication System: UID 0, WLAN 5G; Frequency: 5640 MHz;
Communication System PAR: 0 dB
Medium parameters used: f = 5640 MHz; σ = 5.97 S/m; ε_r = 47.98; ρ = 1000 kg/m^3
Phantom section: Flat Section
Ambient Temperature (°C) : 21.7, Liquid Temperature (°C) : 21.3
Measurement Standard: DASY5 (IEEE/IEC/ANSI C63.19-2007)
DASY5 Configuration:

- Probe: EX3DV4 - SN3698; ConvF(3.5, 3.5, 3.5); Calibrated: 2015/11/24;
- Sensor-Surface: 1.4mm (Mechanical Surface Detection)
- Electronics: DAE4 Sn1207; Calibrated: 2015/11/20
- Phantom: SAM with right table; Type: SAM;
- Measurement SW: DASY52, Version 52.8 (8); SEMCAD X Version 14.6.10 (7331)

Configuration/Body/Area Scan (7x7x1): Measurement grid: dx=10mm, dy=10mm
Maximum value of SAR (measured) = 3.12 W/kg

Configuration/Body/Zoom Scan (7x7x12) (7x7x12)/Cube 0: Measurement grid: dx=4mm, dy=4mm, dz=2mm
Reference Value = 11.86 V/m; Power Drift = -0.07 dB
Peak SAR (extrapolated) = 6.98 W/kg
SAR(1 g) = 1.42 W/kg; SAR(10 g) = 0.459 W/kg
Maximum value of SAR (measured) = 3.79 W/kg

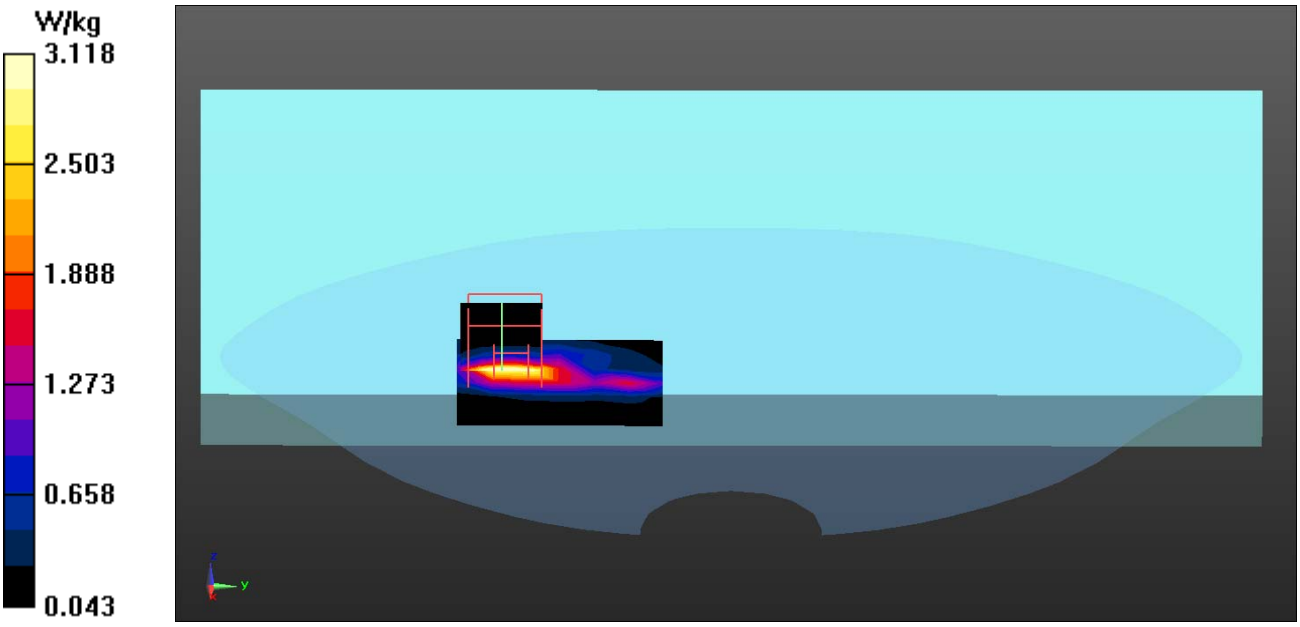

Appendix D. Probe Calibration Data

Object: EX3DV4- SN: 3698

1155 H

Calibration Laboratory of
Schmid & Partner
Engineering AG
Zeughausstrasse 43, 8004 Zurich, Switzerland

S Schweizerischer Kalibrierdienst
C Service suisse d'étalonnage
Servizio svizzero di taratura
S Swiss Calibration Service

Accredited by the Swiss Accreditation Service (SAS)
The Swiss Accreditation Service is one of the signatories to the EA Multilateral Agreement for the recognition of calibration certificates

Accreditation No.: SCS 0108

Client Quietek-TW (Auden)

Certificate No: EX3-3698_Nov15

CALIBRATION CERTIFICATE

Object	EX3DV4 - SN:3698
Calibration procedure(s)	QA CAL-01.v9, QA CAL-14.v4, QA CAL-23.v5, QA CAL-25.v6 Calibration procedure for dosimetric E-field probes
Calibration date:	November 24, 2015

This calibration certificate documents the traceability to national standards, which realize the physical units of measurements (SI).
The measurements and the uncertainties with confidence probability are given on the following pages and are part of the certificate.

All calibrations have been conducted in the closed laboratory facility: environment temperature (22 ± 3)°C and humidity < 70%.

Calibration Equipment used (M&TE critical for calibration)

Primary Standards	ID	Cal Date (Certificate No.)	Scheduled Calibration
Power meter E4419B	GB41293874	01-Apr-15 (No. 217-02128)	Mar-16
Power sensor E4412A	MY41498087	01-Apr-15 (No. 217-02128)	Mar-16
Reference 3 dB Attenuator	SN: S5054 (3c)	01-Apr-15 (No. 217-02129)	Mar-16
Reference 20 dB Attenuator	SN: S5277 (20x)	01-Apr-15 (No. 217-02132)	Mar-16
Reference 30 dB Attenuator	SN: S5129 (30b)	01-Apr-15 (No. 217-02133)	Mar-16
Reference Probe ES3DV2	SN: 3013	30-Dec-14 (No. ES3-3013_Dec14)	Dec-15
DAE4	SN: 660	14-Jan-15 (No. DAE4-660_Jan15)	Jan-16
Secondary Standards	ID	Check Date (in house)	Scheduled Check
RF generator HP 8648C	US3642U01700	4-Aug-99 (in house check Apr-13)	In house check: Apr-16
Network Analyzer HP 8753E	US37390585	18-Oct-01 (in house check Oct-15)	In house check: Oct-16

	Name	Function	Signature
Calibrated by:	Claudio Leubler	Laboratory Technician	
Approved by:	Katja Pokovic	Technical Manager	

Issued: November 26, 2015

This calibration certificate shall not be reproduced except in full without written approval of the laboratory.

Glossary:

TSL	tissue simulating liquid
NORMx,y,z	sensitivity in free space
ConvF	sensitivity in TSL / NORMx,y,z
DCP	diode compression point
CF	crest factor (1/duty_cycle) of the RF signal
A, B, C, D	modulation dependent linearization parameters
Polarization φ	φ rotation around probe axis
Polarization ϑ	ϑ rotation around an axis that is in the plane normal to probe axis (at measurement center), i.e., ϑ = 0 is normal to probe axis
Connector Angle	information used in DASY system to align probe sensor X to the robot coordinate system

Calibration is Performed According to the Following Standards:

a) IEEE Std 1528-2013, "IEEE Recommended Practice for Determining the Peak Spatial-Averaged Specific Absorption Rate (SAR) in the Human Head from Wireless Communications Devices: Measurement Techniques", June 2013
b) IEC 62209-1, "Procedure to measure the Specific Absorption Rate (SAR) for hand-held devices used in close proximity to the ear (frequency range of 300 MHz to 3 GHz)", February 2005
c) IEC 62209-2, "Procedure to determine the Specific Absorption Rate (SAR) for wireless communication devices used in close proximity to the human body (frequency range of 30 MHz to 6 GHz)", March 2010
d) KDB 865664, "SAR Measurement Requirements for 100 MHz to 6 GHz"

Methods Applied and Interpretation of Parameters:

- *NORMx,y,z:* Assessed for E-field polarization ϑ = 0 (f ≤ 900 MHz in TEM-cell; f > 1800 MHz: R22 waveguide). NORMx,y,z are only intermediate values, i.e., the uncertainties of NORMx,y,z does not affect the E^2-field uncertainty inside TSL (see below *ConvF*).
- *NORM(f)x,y,z = NORMx,y,z * frequency_response* (see Frequency Response Chart). This linearization is implemented in DASY4 software versions later than 4.2. The uncertainty of the frequency response is included in the stated uncertainty of *ConvF*.
- *DCPx,y,z:* DCP are numerical linearization parameters assessed based on the data of power sweep with CW signal (no uncertainty required). DCP does not depend on frequency nor media.
- *PAR:* PAR is the Peak to Average Ratio that is not calibrated but determined based on the signal characteristics
- *Ax,y,z; Bx,y,z; Cx,y,z; Dx,y,z; VRx,y,z: A, B, C, D* are numerical linearization parameters assessed based on the data of power sweep for specific modulation signal. The parameters do not depend on frequency nor media. *VR* is the maximum calibration range expressed in RMS voltage across the diode.
- *ConvF and Boundary Effect Parameters:* Assessed in flat phantom using E-field (or Temperature Transfer Standard for f ≤ 800 MHz) and inside waveguide using analytical field distributions based on power measurements for f > 800 MHz. The same setups are used for assessment of the parameters applied for boundary compensation (alpha, depth) of which typical uncertainty values are given. These parameters are used in DASY4 software to improve probe accuracy close to the boundary. The sensitivity in TSL corresponds to *NORMx,y,z * ConvF* whereby the uncertainty corresponds to that given for *ConvF*. A frequency dependent *ConvF* is used in DASY version 4.4 and higher which allows extending the validity from ± 50 MHz to ± 100 MHz.
- *Spherical isotropy (3D deviation from isotropy)*: in a field of low gradients realized using a flat phantom exposed by a patch antenna.
- *Sensor Offset*: The sensor offset corresponds to the offset of virtual measurement center from the probe tip (on probe axis). No tolerance required.
- *Connector Angle*: The angle is assessed using the information gained by determining the *NORMx* (no uncertainty required).

Probe EX3DV4

SN:3698

Manufactured: April 22, 2009
Calibrated: November 24, 2015

Calibrated for DASY/EASY Systems
(Note: non-compatible with DASY2 system!)

DASY/EASY - Parameters of Probe: EX3DV4 - SN:3698

Basic Calibration Parameters

	Sensor X	Sensor Y	Sensor Z	Unc (k=2)
Norm ($\mu V/(V/m)^2$)[A]	0.41	0.35	0.36	± 10.1 %
DCP (mV)[B]	101.5	102.9	104.4	

Modulation Calibration Parameters

UID	Communication System Name		A dB	B dB√μV	C	D dB	VR mV	Unc[E] (k=2)
0	CW	X	0.0	0.0	1.0	0.00	137.3	±3.3 %
		Y	0.0	0.0	1.0		148.2	
		Z	0.0	0.0	1.0		149.8	

The reported uncertainty of measurement is stated as the standard uncertainty of measurement multiplied by the coverage factor k=2, which for a normal distribution corresponds to a coverage probability of approximately 95%.

[A] The uncertainties of Norm X,Y,Z do not affect the E^2-field uncertainty inside TSL (see Pages 5 and 6).
[B] Numerical linearization parameter: uncertainty not required.
[E] Uncertainty is determined using the max. deviation from linear response applying rectangular distribution and is expressed for the square of the field value.

DASY/EASY - Parameters of Probe: EX3DV4 - SN:3698

Calibration Parameter Determined in Head Tissue Simulating Media

f (MHz) [C]	Relative Permittivity [F]	Conductivity (S/m) [F]	ConvF X	ConvF Y	ConvF Z	Alpha [G]	Depth [G] (mm)	Unc (k=2)
750	41.9	0.89	9.15	9.15	9.15	0.39	0.92	± 12.0 %
835	41.5	0.90	8.76	8.76	8.76	0.28	1.18	± 12.0 %
900	41.5	0.97	8.63	8.63	8.63	0.27	1.26	± 12.0 %
1450	40.5	1.20	7.82	7.82	7.82	0.20	1.53	± 12.0 %
1640	40.3	1.29	7.77	7.77	7.77	0.40	0.80	± 12.0 %
1750	40.1	1.37	7.72	7.72	7.72	0.34	0.85	± 12.0 %
1810	40.0	1.40	7.52	7.52	7.52	0.43	0.80	± 12.0 %
1900	40.0	1.40	7.41	7.41	7.41	0.39	0.80	± 12.0 %
2000	40.0	1.40	7.47	7.47	7.47	0.39	0.80	± 12.0 %
2300	39.5	1.67	7.15	7.15	7.15	0.31	0.95	± 12.0 %
2450	39.2	1.80	6.77	6.77	6.77	0.39	0.89	± 12.0 %
2600	39.0	1.96	6.63	6.63	6.63	0.24	1.23	± 12.0 %
3500	37.9	2.91	6.60	6.60	6.60	0.42	1.00	± 13.1 %
5200	36.0	4.66	4.90	4.90	4.90	0.35	1.80	± 13.1 %
5300	35.9	4.76	4.63	4.63	4.63	0.40	1.80	± 13.1 %
5500	35.6	4.96	4.50	4.50	4.50	0.45	1.80	± 13.1 %
5600	35.5	5.07	4.23	4.23	4.23	0.50	1.80	± 13.1 %
5800	35.3	5.27	4.32	4.32	4.32	0.50	1.80	± 13.1 %

[C] Frequency validity above 300 MHz of ± 100 MHz only applies for DASY v4.4 and higher (see Page 2), else it is restricted to ± 50 MHz. The uncertainty is the RSS of the ConvF uncertainty at calibration frequency and the uncertainty for the indicated frequency band. Frequency validity below 300 MHz is ± 10, 25, 40, 50 and 70 MHz for ConvF assessments at 30, 64, 128, 150 and 220 MHz respectively. Above 5 GHz frequency validity can be extended to ± 110 MHz.

[F] At frequencies below 3 GHz, the validity of tissue parameters (ε and σ) can be relaxed to ± 10% if liquid compensation formula is applied to measured SAR values. At frequencies above 3 GHz, the validity of tissue parameters (ε and σ) is restricted to ± 5%. The uncertainty is the RSS of the ConvF uncertainty for indicated target tissue parameters.

[G] Alpha/Depth are determined during calibration. SPEAG warrants that the remaining deviation due to the boundary effect after compensation is always less than ± 1% for frequencies below 3 GHz and below ± 2% for frequencies between 3-6 GHz at any distance larger than half the probe tip diameter from the boundary.

DASY/EASY - Parameters of Probe: EX3DV4 - SN:3698

Calibration Parameter Determined in Body Tissue Simulating Media

f (MHz) [C]	Relative Permittivity [F]	Conductivity (S/m) [F]	ConvF X	ConvF Y	ConvF Z	Alpha [G]	Depth [G] (mm)	Unc (k=2)
750	55.5	0.96	9.08	9.08	9.08	0.41	0.92	± 12.0 %
835	55.2	0.97	8.96	8.96	8.96	0.42	0.89	± 12.0 %
900	55.0	1.05	8.72	8.72	8.72	0.35	0.99	± 12.0 %
1450	54.0	1.30	7.84	7.84	7.84	0.25	1.19	± 12.0 %
1640	53.8	1.40	7.72	7.72	7.72	0.43	0.85	± 12.0 %
1750	53.4	1.49	7.41	7.41	7.41	0.31	1.06	± 12.0 %
1810	53.3	1.52	7.29	7.29	7.29	0.47	0.80	± 12.0 %
1900	53.3	1.52	7.08	7.08	7.08	0.45	0.80	± 12.0 %
2000	53.3	1.52	7.28	7.28	7.28	0.22	1.25	± 12.0 %
2300	52.9	1.81	7.04	7.04	7.04	0.32	0.80	± 12.0 %
2450	52.7	1.95	6.75	6.75	6.75	0.70	0.65	± 12.0 %
2600	52.5	2.16	6.59	6.59	6.59	0.75	0.60	± 12.0 %
3500	51.3	3.31	6.08	6.08	6.08	0.39	1.11	± 13.1 %
5200	49.0	5.30	4.20	4.20	4.20	0.50	1.90	± 13.1 %
5300	48.9	5.42	4.05	4.05	4.05	0.50	1.90	± 13.1 %
5500	48.6	5.65	3.67	3.67	3.67	0.60	1.90	± 13.1 %
5600	48.5	5.77	3.50	3.50	3.50	0.60	1.90	± 13.1 %
5800	48.2	6.00	3.72	3.72	3.72	0.60	1.90	± 13.1 %

[C] Frequency validity above 300 MHz of ± 100 MHz only applies for DASY v4.4 and higher (see Page 2), else it is restricted to ± 50 MHz. The uncertainty is the RSS of the ConvF uncertainty at calibration frequency and the uncertainty for the indicated frequency band. Frequency validity below 300 MHz is ± 10, 25, 40, 50 and 70 MHz for ConvF assessments at 30, 64, 128, 150 and 220 MHz respectively. Above 5 GHz frequency validity can be extended to ± 110 MHz.

[F] At frequencies below 3 GHz, the validity of tissue parameters (ε and σ) can be relaxed to ± 10% if liquid compensation formula is applied to measured SAR values. At frequencies above 3 GHz, the validity of tissue parameters (ε and σ) is restricted to ± 5%. The uncertainty is the RSS of the ConvF uncertainty for indicated target tissue parameters.

[G] Alpha/Depth are determined during calibration. SPEAG warrants that the remaining deviation due to the boundary effect after compensation is always less than ± 1% for frequencies below 3 GHz and below ± 2% for frequencies between 3-6 GHz at any distance larger than half the probe tip diameter from the boundary.

Frequency Response of E-Field

(TEM-Cell:ifi110 EXX, Waveguide: R22)

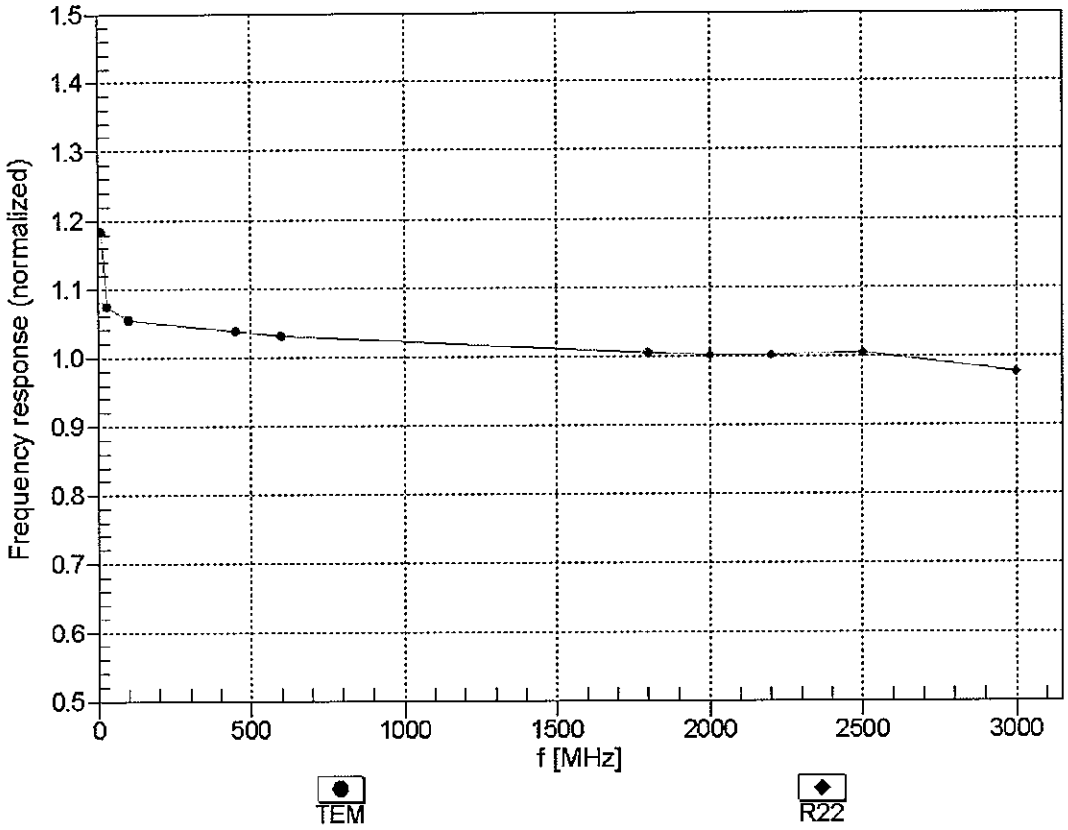

Uncertainty of Frequency Response of E-field: ± 6.3% (k=2)

Receiving Pattern (ϕ), ϑ = 0°

f=600 MHz,TEM

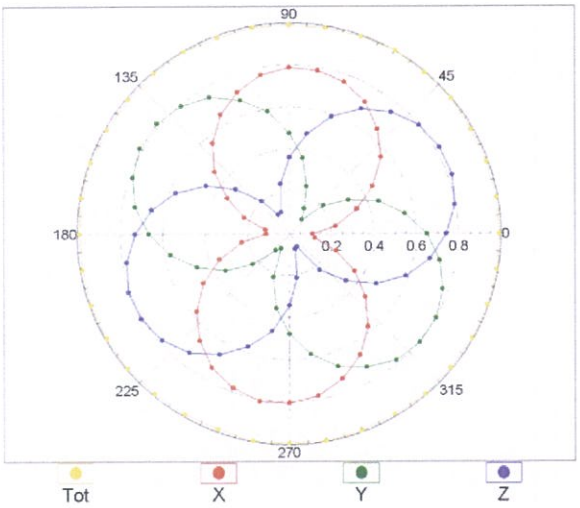

f=1800 MHz,R22

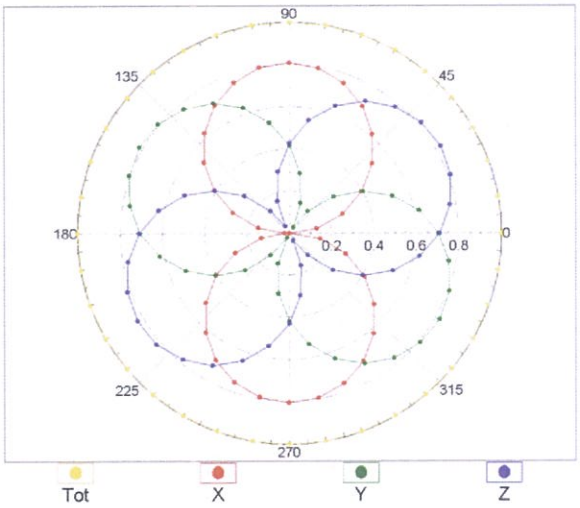

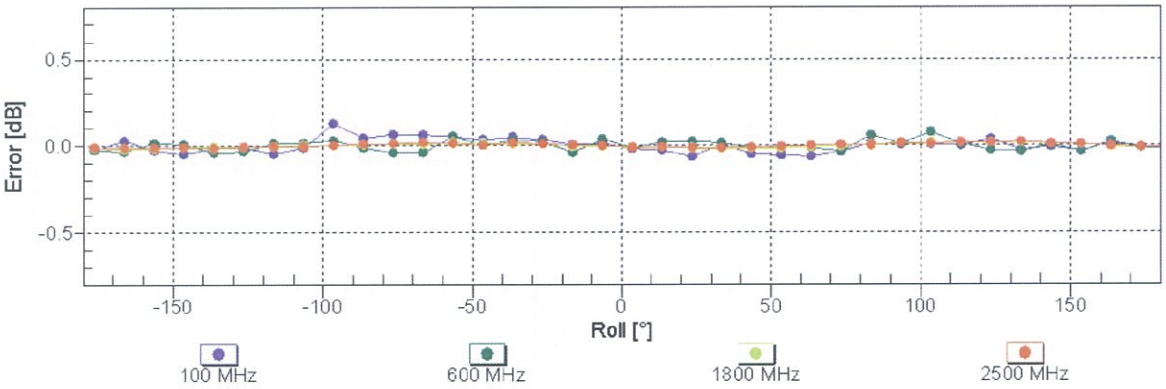

Uncertainty of Axial Isotropy Assessment: ± 0.5% (k=2)

Dynamic Range f(SAR_{head})

(TEM cell , f_{eval}= 1900 MHz)

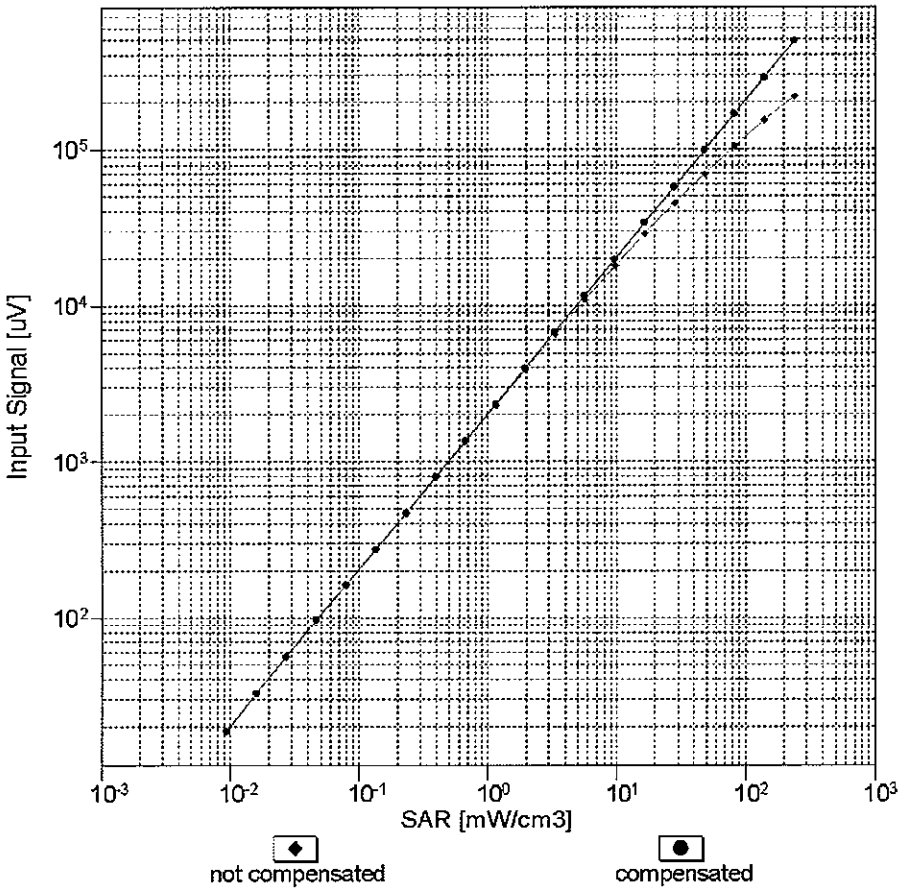

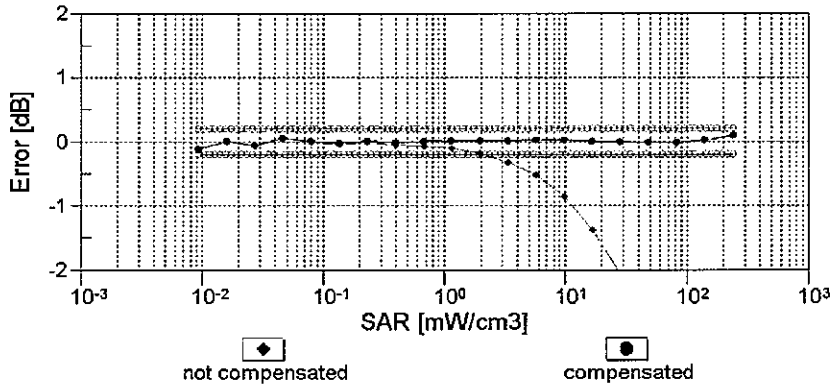

Uncertainty of Linearity Assessment: ± 0.6% (k=2)

Conversion Factor Assessment

f = 835 MHz,WGLS R9 (H_convF)

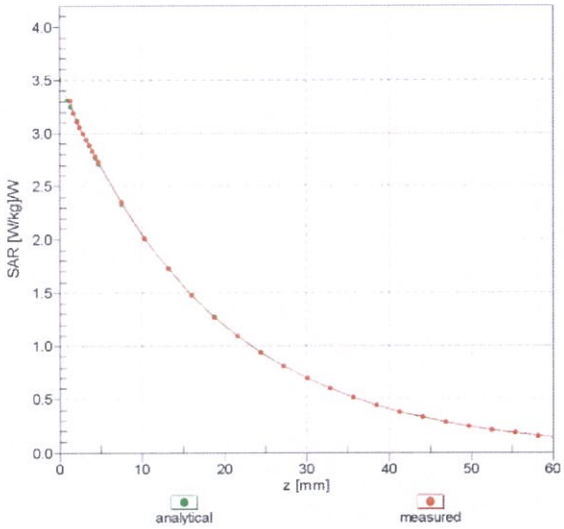

f = 1900 MHz,WGLS R22 (H_convF)

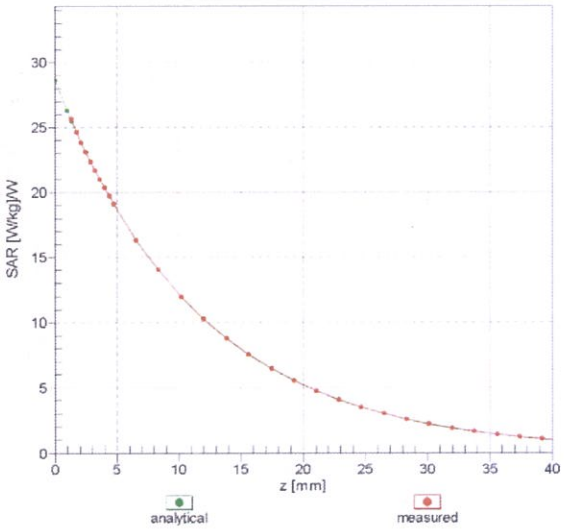

Deviation from Isotropy in Liquid

Error (ϕ, ϑ), f = 900 MHz

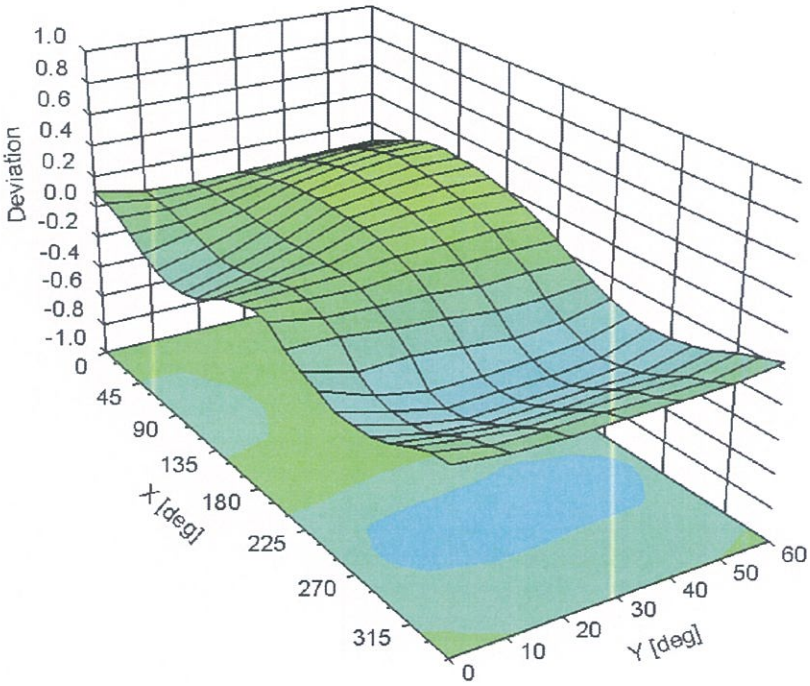

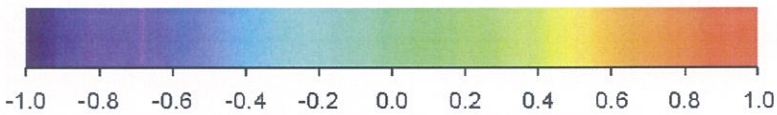

Uncertainty of Spherical Isotropy Assessment: ± 2.6% (k=2)

DASY/EASY - Parameters of Probe: EX3DV4 - SN:3698

Other Probe Parameters

Sensor Arrangement	Triangular
Connector Angle (°)	43.5
Mechanical Surface Detection Mode	enabled
Optical Surface Detection Mode	disabled
Probe Overall Length	337 mm
Probe Body Diameter	10 mm
Tip Length	9 mm
Tip Diameter	2.5 mm
Probe Tip to Sensor X Calibration Point	1 mm
Probe Tip to Sensor Y Calibration Point	1 mm
Probe Tip to Sensor Z Calibration Point	1 mm
Recommended Measurement Distance from Surface	1.4 mm