FCC Test Report
(Class II Permissive Change)

Product Name	Intel® Dual Band Wireless-AC 8265
Model No	8265D2W
FCC ID.	PD98265D2

Applicant	Intel Mobile Communications
Address	100 Center Point Circle, Suite 200 Columbia, South Carolina 29210 USA

Date of Receipt	Sep. 07, 2016
Issue Date	Sep. 23, 2016
Report No.	1690163R-RFUSP01V00
Report Version	V1.0

ilac-MRA

TAF
Testing Laboratory
3023

The test results relate only to the samples tested.
The test results shown in the test report are traceable to the national/international standard through the calibration report of the equipment and evaluated measurement uncertainty herein.
This report must not be used to claim product endorsement by TAF or any agency of the government.
The test report shall not be reproduced without the written approval of QuieTek Corporation.

Test Report

Issue Date: Sep. 23, 2016
Report No.: 1690163R-RFUSP01V00

Product Name	Intel® Dual Band Wireless-AC 8265
Applicant	Intel Mobile Communications
Address	100 Center Point Circle, Suite 200 Columbia, South Carolina 29210 USA
Manufacturer	Intel Mobile Communications
Model No.	8265D2W
FCC ID.	PD98265D2
EUT Rated Voltage	DC 3.3V (via Mini-PCI Express slot)
EUT Test Voltage	AC 120V/60Hz
Trade Name	Intel
Applicable Standard	FCC CFR Title 47 Part 15 Subpart C: 2015 ANSI C63.4: 2014, ANSI C63.10: 2013 KDB 558074 D01 DTS Meas Guidance v03r05
Test Result	Complied

Documented By : Leven Huang

(Senior Adm. Specialist / Leven Huang)

Tested By : Eason chen

(Engineer / Eason Chen)

Approved By :

(Director / Vincent Lin)

TABLE OF CONTENTS

Description Page

1. GENERAL INFORMATION 4

1.1. EUT Description 4
1.2. Operational Description 6
1.3. Tested System Details 7
1.4. Configuration of Tested System 7
1.5. EUT Exercise Software 7
1.6. Test Facility 8

2. List of Test Item and Equipment 9

3. Peak Power Output 10

3.1. Test Setup 10
3.2. Limits 10
3.3. Test Procedure 10
3.4. Uncertainty 10
3.5. Test Result of Peak Power Output 11

4. Radiated Emission 23

4.1. Test Setup 23
4.2. Limits 24
4.3. Test Procedure 25
4.4. Uncertainty 25
4.5. Test Result of Radiated Emission 26

5. Band Edge 86

5.1. Test Setup 86
5.2. Limits 87
5.3. Test Procedure 87
5.4. Uncertainty 87
5.5. Test Result of Band Edge 88

6. EMI Reduction Method During Compliance Testing 168

Attachment 1: EUT Test Photographs

Attachment 2: EUT Detailed Photographs

1. GENERAL INFORMATION

1.1. EUT Description

Product Name	Intel® Dual Band Wireless-AC 8265
Trade Name	Intel
Model No.	8265D2W
FCC ID.	PD98265D2
Frequency Range	802.11b/g/n-20MHz:2412-2462MHz, 802.11n-40MHz:2422-2452MHz
Number of Channels	802.11b/g/n-20MHz: 13, n-40MHz: 11
Data Speed	802.11b: 1-11Mbps, 802.11g: 6-54Mbps, 802.11n: up to 300Mbps
Channel separation	802.11b/g/n-20(40)MHz: 5 MHz
Type of Modulation	802.11b:DSSS, DBPSK, DQPSK, CCK 802.11g/n: OFDM, BPSK, QPSK, 16QAM, 64QAM
Antenna Type	Dipole Antenna
Channel Control	Auto
Antenna Gain	Refer to the table “Antenna List”

Antenna List:

No.	Manufacturer	Part No.	Antenna Type	Peak Gain
1	WIESON Technologies co ., ltd	GY121HT0321-003-H (External) (WIFI)	Dipole Antenna	2.89dBi for 2.4GHz

Note: The antenna of EUT is conform to FCC 15.203

802.11b/g/n-20MHz Center Frequency of Each Channel:

Channel	Frequency	Channel	Frequency	Channel	Frequency	Channel	Frequency
Channel 01:	2412 MHz	Channel 02:	2417 MHz	Channel 03:	2422 MHz	Channel 04:	2427 MHz
Channel 05:	2432 MHz	Channel 06:	2437 MHz	Channel 07:	2442 MHz	Channel 08:	2447 MHz
Channel 09:	2452 MHz	Channel 10:	2457 MHz	Channel 11:	2462 MHz	Channel 12:	2467 MHz
Channel 13:	2472 MHz						

802.11n-40MHz (2.4G Band) Center Working Frequency of Each Channel:

Channel	Frequency	Channel	Frequency	Channel	Frequency	Channel	Frequency
Channel 3:	2422 MHz	Channel 4:	2427 MHz	Channel 5:	2432 MHz	Channel 6:	2437 MHz
Channel 7:	2442 MHz	Channel 8:	2447 MHz	Channel 9:	2452 MHz	Channel 10:	2457 MHz
Channel 11:	2462 MHz						

Note:

1. This device is an Intel® Dual Band Wireless-AC 8265 built-in WLAN、Bluetooth transceiver, this report for 2.4G WLAN.
2. Regarding to the operation frequency, the lowest, middle and highest frequency are selected to perform the test.
3. Lowest and highest data rates are tested in each mode. Only worst case is shown in the report.
4. These tests are conducted on a sample for the purpose of demonstrating compliance of 802.11b/g/n transmitter with Part 15 Subpart C Paragraph 15.247 of spread spectrum devices.
5. This is to request a Class II permissive change for FCC ID: PD98265D2, originally granted on 06/28/2016.

   The major change filed under this application is:

   Change #1: Addition an new antenna, antenna type is different with the original application.

   (Antenna type: Dipole antenna)

Test Mode:	Mode 1 SISO A: Transmit (802.11b 1Mbps)
	Mode 1 SISO A: Transmit (802.11g 6Mbps)
	Mode 1 SISO A: Transmit (802.11n-20BW)_7.2Mbps
	Mode 1 SISO A: Transmit (802.11n-40BW)_15Mbps
	Mode 2 SISO B: Transmit (802.11b 1Mbps)
	Mode 2 SISO B: Transmit (802.11g 6Mbps)
	Mode 2 SISO B: Transmit (802.11n-20BW)_7.2Mbps
	Mode 2 SISO B: Transmit (802.11n-40BW)_15Mbps
	Mode 3 MIMO: Transmit (802.11n-20BW)_14.4Mbps
	Mode 3 MIMO: Transmit (802.11n-40BW)_30Mbps

1.3. Tested System Details

The types for all equipment, plus descriptions of all cables used in the tested system (including inserted cards) are:

Product		Manufacturer	Model No.	Serial No.	Power Cord
1	Notebook PC	DELL	N/A	N/A	Non-Shielded, 1.8m
2	Test Fixture	Intel	N/A	N/A	N/A

Signal Cable Type		Signal cable Description
A	Test Fixture Line	Non-Shielded, 1.0m

1.4. Configuration of Tested System

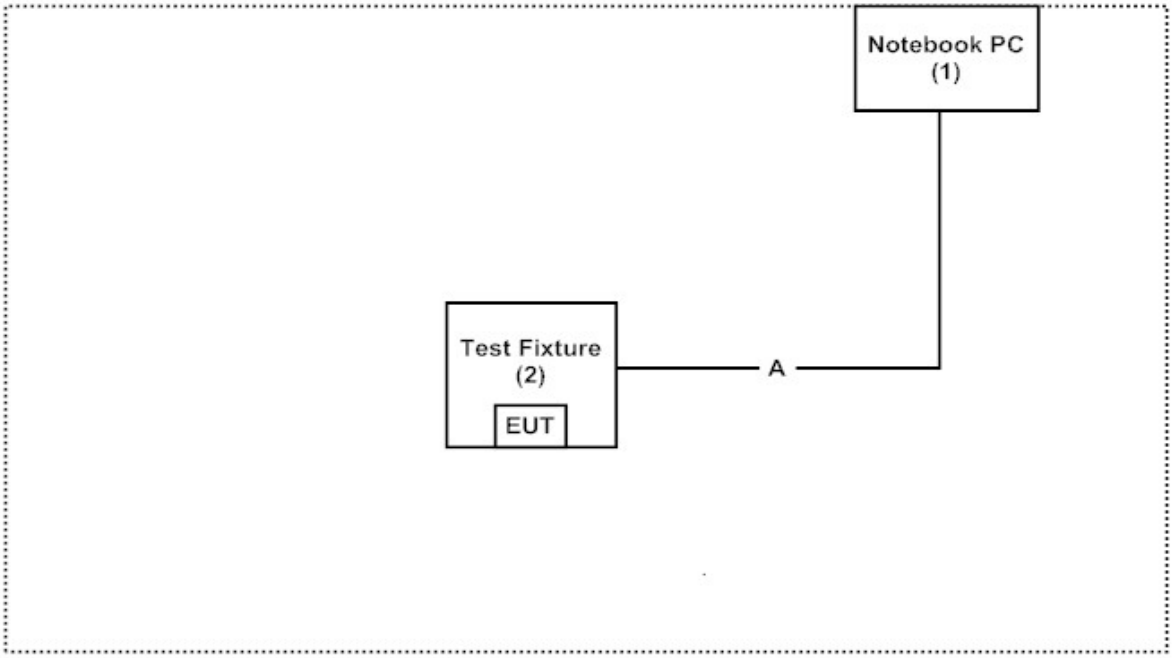

1.5. EUT Exercise Software

(1) Setup the EUT as shown on 1.4
(2) Execute “DRTU (Ver 1.8.7-02915)” program on the EUT.
(3) Configure the test mode, the test channel, and the data rate.
(4) Start the continuous transmission.
(5) Verify that the EUT works properly.

1.6. Test Facility

Ambient conditions in the laboratory:

Items	Required (IEC 68-1)	Actual
Temperature (°C)	15-35	20-35
Humidity (%RH)	25-75	50-65
Barometric pressure (mbar)	860-1060	950-1000

The related certificate for our laboratories about the test site and management system can be downloaded from QuieTek Corporation's Web Site : http://www.quietek.com/chinese/about/certificates.aspx?bval=5
The address and introduction of QuieTek Corporation's laboratories can be founded in our Web site : http://www.quietek.com/

Site Description: File on
Federal Communications Commission
FCC Engineering Laboratory
7435 Oakland Mills Road
Columbia, MD 21046
Registration Number: 92195

Site Name: Quietek Corporation
Site Address: No.5-22, Ruishukeng,
Linkou Dist. New Taipei City 24451,
Taiwan, R.O.C.
TEL: 886-2-8601-3788 / FAX : 886-2-8601-3789
E-Mail : service@quietek.com

FCC Accreditation Number: TW1014

2. List of Test Item and Equipment

	Equipment	Manufacturer	Model No.	Serial No.	Cali. Data	Due. Data
X	Power Meter	Anritsu	ML2495A	6K00003357	2016/6/23	2017/6/22
X	Spectrum Analyzer	R&S	FSP40	100170	2016/1/5	2017/1/3
	Loop Antenna	TESEQ	HLA6121	37133	2016/3/18	2017/3/17
X	Bi-Log Antenna	Schaffner Chase	CBL6112B	2707	2016/6/11	2017/6/10
X	Horn Antenna	ETS-Lindgren	3117	00203761	2015/10/15	2016/10/13
	Horn Antenna	Schwarzbeck	BBHA9170	209	2016/4/14	2017/4/13
X	Pre-Amplifier	QuieTek	QTK-LK-E-I-A	N/A	2016/6/16	2017/6/15
X	Pre-Amplifier	EMCI	EMC012630SE	980210	2016/1/26	2017/1/24
	Pre-Amplifier	NARDA WE	DBL-1840N506	013	2016/8/6	2017/8/4
	Filter	MicroTRON	BRM50701	019	2015/10/20	2016/10/18
	Filter	Microwave Circuits	N0257881	36681	2015/12/7	2016/12/5
X	EMI Test Receiver	R&S	ESCS 30	838251/001	2016/7/21	2017/7/20
X	Coaxial Cable	QTK(Arnist)	RG 214	LC003-RG	2016/6/16	2017/6/15
X	Coaxial signal switch	Anritsu	MP59B	6201415889	2016/6/16	2017/6/15

Note:

1. All equipments are calibrated every one year.
2. The test instruments marked with “X” are used to measure the final test results.

3. Peak Power Output

3.1. Test Setup

3.2. Limits

The maximum peak power shall be less 1 Watt.

3.3. Test Procedure

The EUT was tested according to DTS test procedure of KDB 558074 for compliance to FCC 47CFR 15.247 requirements. The maximum peak conducted output power using KDB 558074 D01 DTS Meas Guidance v03r04 section 9.1.2 PKPM1 Peak power meter method.

3.4. Uncertainty

± 1.27 dB

3.5. Test Result of Peak Power Output

Product : Intel® Dual Band Wireless-AC 8265
Test Item : Peak Power Output Data
Test Site : No.3 OATS
Test date : 2016.09.13
Test Mode : Mode 1 SISO A: Transmit (802.11b 1Mbps)

Channel No	Frequency (MHz)	Average Power For different Data Rate (Mbps)				Peak Power	Required Limit	Result
		1	2	5.5	11	1		
		Measurement Level (dBm)						
01	2412	20.17	--	--	--	23.01	<30dBm	Pass
07	2442	20.14	20.03	19.96	19.89	23.02	<30dBm	Pass
11	2462	20.19	--	--	--	22.94	<30dBm	Pass
12	2467	16.32	--	--	--	19.16	<30dBm	Pass
13	2472	8.39	--	--	--	11.18	<30dBm	Pass

Note: Peak Power Output Value =Reading value on power meter + cable loss

Product : Intel® Dual Band Wireless-AC 8265
Test Item : Peak Power Output Data
Test Site : No.3 OATS
Test date : 2016.09.13
Test Mode : Mode 1 SISO A: Transmit (802.11g 6Mbps)

Channel No	Frequency (MHz)	Average Power For different Data Rate (Mbps)								Peak Power	Required Limit	Result
		6	9	12	18	24	36	48	54	6		
		Measurement Level (dBm)										
01	2412	18.11	--	--	--	--	--	--	--	26.54	<30dBm	Pass
07	2442	20.13	20.08	19.95	19.84	19.79	19.66	19.53	19.48	28.88	<30dBm	Pass
11	2462	17.33	--	--	--	--	--	--	--	25.81	<30dBm	Pass
12	2467	11.43	--	--	--	--	--	--	--	20.13	<30dBm	Pass
13	2472	-2.44	--	--	--	--	--	--	--	5.93	<30dBm	Pass

Note: Peak Power Output Value =Reading value on power meter + cable loss

Product : Intel® Dual Band Wireless-AC 8265
Test Item : Peak Power Output Data
Test Site : No.3 OATS
Test date : 2016.09.13
Test Mode : Mode 1 SISO A: Transmit (802.11n-20BW)_7.2Mbps

Channel No	Frequency (MHz)	Average Power For different Data Rate (Mbps)								Peak Power	Required Limit	Result
		HT0	HT1	HT2	HT3	HT4	HT5	HT6	HT7	HT0		
		Measurement Level (dBm)										
01	2412	17.66	--	--	--	--	--	--	--	26.09	<30dBm	Pass
07	2442	20.36	20.29	20.15	20.06	19.94	19.87	19.76	19.63	29.15	<30dBm	Pass
11	2462	17.25	--	--	--	--	--	--	--	25.69	<30dBm	Pass
12	2467	10.88	--	--	--	--	--	--	--	19.58	<30dBm	Pass
13	2472	-2.68	--	--	--	--	--	--	--	5.6	<30dBm	Pass

Note: Peak Power Output Value =Reading value on power meter + cable loss

Product : Intel® Dual Band Wireless-AC 8265
Test Item : Peak Power Output Data
Test Site : No.3 OATS
Test date : 2016.09.13
Test Mode : Mode 1 SISO A: Transmit (802.11n-40BW)_15Mbps

Channel No	Frequency (MHz)	Average Power For different Data Rate (Mbps)								Peak Power	Required Limit	Result
		HT0	HT1	HT2	HT3	HT4	HT5	HT6	HT7	HT0		
		Measurement Level (dBm)										
03	2422	18.36	--	--	--	--	--	--	--	27.69	<30dBm	Pass
07	2442	17.31	--	--	--	--	--	--	--	26.11	<30dBm	Pass
09	2452	16.29	16.22	16.15	16.08	15.97	19.86	19.71	19.65	25.14	<30dBm	Pass
10	2457	12.43	--	--	--	--	--	--	--	21.44	<30dBm	Pass
11	2462	-2.83	--	--	--	--	--	--	--	6.07	<30dBm	Pass

Note: Peak Power Output Value =Reading value on power meter + cable loss

Product : Intel® Dual Band Wireless-AC 8265
Test Item : Peak Power Output Data
Test Site : No.3 OATS
Test date : 2016.09.13
Test Mode : Mode 2 SISO B: Transmit (802.11b 1Mbps)

Channel No	Frequency (MHz)	Average Power For different Data Rate (Mbps)				Peak Power	Required Limit	Result
		1	2	5.5	11	1		
		Measurement Level (dBm)						
01	2412	20.32	--	--	--	23.06	<30dBm	Pass
07	2442	20.11	20.04	19.97	19.86	22.87	<30dBm	Pass
11	2462	18.31	--	--	--	21.09	<30dBm	Pass
12	2467	16.22	--	--	--	18.86	<30dBm	Pass
13	2472	8.49	--	--	--	11.26	<30dBm	Pass

Note: Peak Power Output Value =Reading value on power meter + cable loss

Product : Intel® Dual Band Wireless-AC 8265
Test Item : Peak Power Output Data
Test Site : No.3 OATS
Test date : 2016.09.13
Test Mode : Mode 2 SISO B: Transmit (802.11g 6Mbps)

Channel No	Frequency (MHz)	Average Power For different Data Rate (Mbps)								Peak Power	Required Limit	Result
		6	9	12	18	24	36	48	54	6		
		Measurement Level (dBm)										
01	2412	18.29	--	--	--	--	--	--	--	26.63	<30dBm	Pass
07	2442	20.42	20.35	20.28	20.17	20.02	19.94	19.86	19.77	28.84	<30dBm	Pass
11	2462	17.09	--	--	--	--	--	--	--	25.37	<30dBm	Pass
12	2467	10.53	--	--	--	--	--	--	--	18.75	<30dBm	Pass
13	2472	-2.72	--	--	--	--	--	--	--	5.68	<30dBm	Pass

Note: Peak Power Output Value =Reading value on power meter + cable loss

Product : Intel® Dual Band Wireless-AC 8265
Test Item : Peak Power Output Data
Test Site : No.3 OATS
Test date : 2016.09.13
Test Mode : Mode 2 SISO B: Transmit (802.11n-20BW)_7.2Mbps

Channel No	Frequency (MHz)	Average Power For different Data Rate (Mbps)								Peak Power	Required Limit	Result
		HT0	HT1	HT2	HT3	HT4	HT5	HT6	HT7	HT0		
		Measurement Level (dBm)										
01	2412	17.67	--	--	--	--	--	--	--	25.77	<30dBm	Pass
07	2442	20.14	20.08	19.97	19.88	19.76	19.64	19.58	19.44	28.67	<30dBm	Pass
11	2462	16.68	--	--	--	--	--	--	--	24.92	<30dBm	Pass
12	2467	10.62	--	--	--	--	--	--	--	18.86	<30dBm	Pass
13	2472	-2.93	--	--	--	--	--	--	--	5.52	<30dBm	Pass

Note: Peak Power Output Value =Reading value on power meter + cable loss

Product : Intel® Dual Band Wireless-AC 8265
Test Item : Peak Power Output Data
Test Site : No.3 OATS
Test date : 2016.09.13
Test Mode : Mode 2 SISO B: Transmit (802.11n-40BW)_15Mbps

Channel No	Frequency (MHz)	Average Power For different Data Rate (Mbps)								Peak Power	Required Limit	Result
		HT0	HT1	HT2	HT3	HT4	HT5	HT6	HT7	HT0		
		Measurement Level (dBm)										
03	2422	17.23	--	--	--	--	--	--	--	25.96	<30dBm	Pass
07	2442	16.74	--	--	--	--	--	--	--	25.58	<30dBm	Pass
09	2452	16.37	16.28	16.16	16.05	15.94	15.85	15.76	15.68	25.24	<30dBm	Pass
10	2457	12.64	--	--	--	--	--	--	--	21.51	<30dBm	Pass
11	2462	-2.92	--	--	--	--	--	--	--	5.87	<30dBm	Pass

Note: Peak Power Output Value =Reading value on power meter + cable loss

Product : Intel® Dual Band Wireless-AC 8265
Test Item : Peak Power Output Data
Test Site : No.3 OATS
Test date : 2016.09.13
Test Mode : Mode 3 MIMO: Transmit (802.11n-20BW)_14.4Mbps

Chain A

Channel No	Frequency (MHz)	Average Power For different Data Rate (Mbps)								Peak Power	Required Limit	Result
		HT8	HT9	HT10	HT11	HT12	HT13	HT14	HT15	HT8		
		Measurement Level (dBm)										
01	2412	16.93	--	--	--	--	--	--	--	25.01	<30dBm	Pass
07	2442	18.41	18.35	18.29	18.17	18.06	17.94	17.86	17.74	26.48	<30dBm	Pass
11	2462	16.16	--	--	--	--	--	--	--	25.11	<30dBm	Pass
12	2467	10.46	--	--	--	--	--	--	--	19.06	<30dBm	Pass
13	2472	-6.26	--	--	--	--	--	--	--	2.34	<30dBm	Pass

Note: Peak Power Output Value =Reading value on power meter + cable loss

Chain B

Channel No	Frequency (MHz)	Average Power For different Data Rate (Mbps)								Peak Power	Required Limit	Result
		HT8	HT9	HT10	HT11	HT12	HT13	HT14	HT15	HT8		
		Measurement Level (dBm)										
01	2412	17.03	--	--	--	--	--	--	--	25.84	<30dBm	Pass
07	2442	18.18	18.06	17.97	17.86	17.78	17.65	17.53	17.44	27.18	<30dBm	Pass
11	2462	16.33	--	--	--	--	--	--	--	24.85	<30dBm	Pass
12	2467	10.72	--	--	--	--	--	--	--	18.92	<30dBm	Pass
13	2472	-5.83	--	--	--	--	--	--	--	3.19	<30dBm	Pass

Note: Peak Power Output Value =Reading value on power meter + cable loss

Chain A+B

Channel	Frequency (MHz)	Data Rata (Mbps)	Chain A Power (dBm)	Chain B Power (dBm)	Chain A+B Power (dBm)	Limit (dBm)	Result
1	2412	HT8	25.01	25.84	28.46	<30dBm	Pass
7	2442	HT8	26.48	27.18	29.85	<30dBm	Pass
11	2462	HT8	25.11	24.85	27.99	<30dBm	Pass
12	2467	HT8	19.06	18.92	22.00	<30dBm	Pass
13	2472	HT8	2.34	3.19	5.80	<30dBm	Pass

Note: Peak Power Output Value (dBm) = 10*LOG (Chain A (mW)+Chain B (mW))

Product : Intel® Dual Band Wireless-AC 8265
Test Item : Peak Power Output Data
Test Site : No.3 OATS
Test date : 2016.09.13
Test Mode : Mode 3 MIMO: Transmit (802.11n-40BW)_30Mbps

Chain A

Channel No	Frequency (MHz)	Average Power For different Data Rate (Mbps)								Peak Power	Required Limit	Result
		HT8	HT9	HT10	HT11	HT12	HT13	HT14	HT15	HT8		
		Measurement Level (dBm)										
03	2422	14.88	--	--	--	--	--	--	--	23.87	<30dBm	Pass
07	2442	16.08	--	--	--	--	--	--	--	24.99	<30dBm	Pass
09	2452	14.87	14.73	14.66	14.58	14.42	14.32	14.27	14.11	23.94	<30dBm	Pass
10	2457	11.48	--	--	--	--	--	--	--	20.32	<30dBm	Pass
11	2462	-4.59	--	--	--	--	--	--	--	4.32	<30dBm	Pass

Note: Peak Power Output Value =Reading value on power meter + cable loss

Chain B

Channel No	Frequency (MHz)	Average Power For different Data Rate (Mbps)								Peak Power	Required Limit	Result
		HT8	HT9	HT10	HT11	HT12	HT13	HT14	HT15	HT8		
		Measurement Level (dBm)										
03	2422	15.16	--	--	--	--	--	--	--	24.68	<30dBm	Pass
07	2442	16.26	--	--	--	--	--	--	--	25.53	<30dBm	Pass
09	2452	15.25	15.1	15.02	14.95	14.82	14.76	14.66	14.51	24.58	<30dBm	Pass
10	2457	11.62	--	--	--	--	--	--	--	21.41	<30dBm	Pass
11	2462	-5.03	--	--	--	--	--	--	--	4.18	<30dBm	Pass

Note: Peak Power Output Value =Reading value on power meter + cable loss

Chain A+B

Channel	Frequency (MHz)	Data Rata (Mbps)	Chain A Power (dBm)	Chain B Power (dBm)	Chain A+B Power (dBm)	Limit (dBm)	Result
3	2422	HT8	23.87	24.68	27.30	<30dBm	Pass
7	2442	HT8	24.99	25.53	28.28	<30dBm	Pass
9	2452	HT8	23.94	24.58	27.28	<30dBm	Pass
10	2457	HT8	20.32	21.41	23.91	<30dBm	Pass
11	2462	HT8	4.32	4.18	7.26	<30dBm	Pass

Note: Peak Power Output Value (dBm) = 10*LOG (Chain A (mW)+Chain B (mW))

4. Radiated Emission

4.1. Test Setup

Below 1GHz

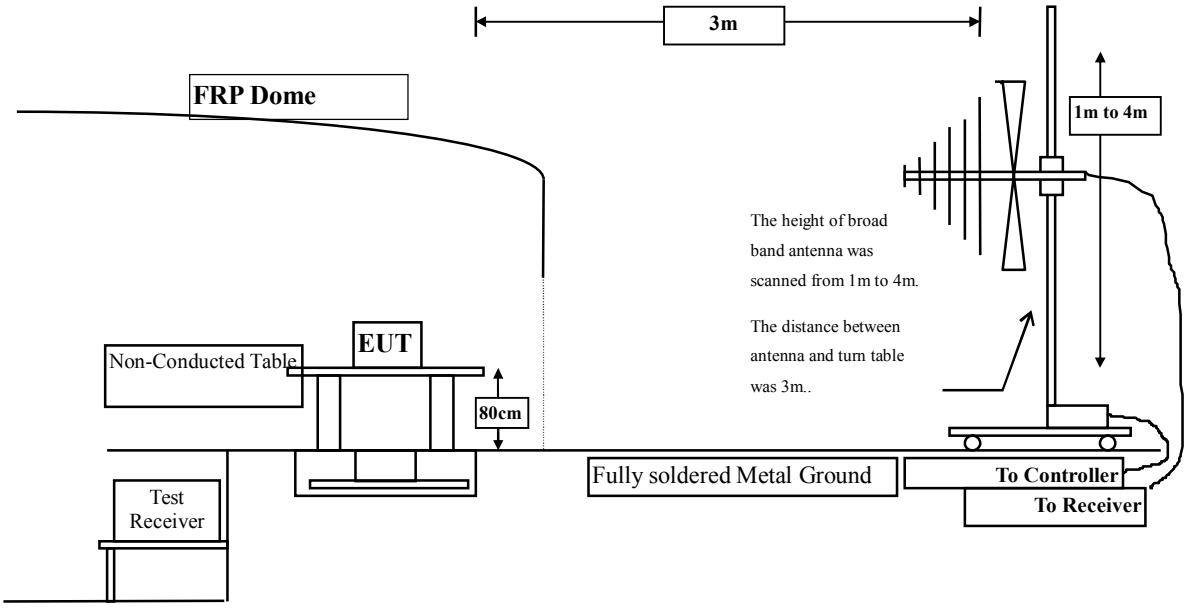

Above 1GHz

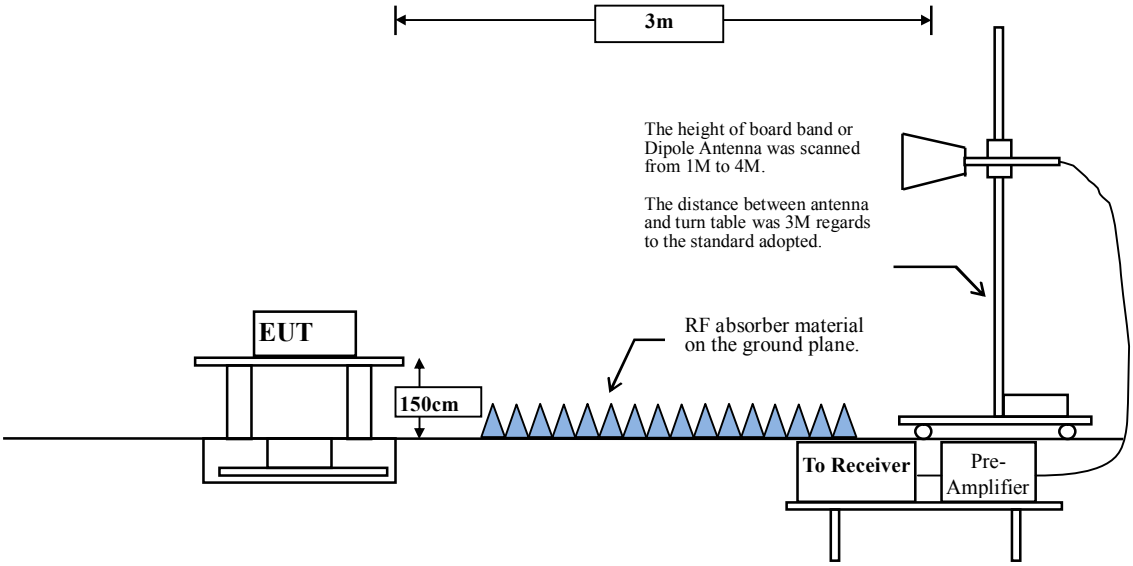

4.2. Limits

Emissions radiated outside of the specified frequency bands, except for harmonics, shall be attenuated by at least 20dB below the level of the fundamental or to the general radiated emission limits in paragraph 15.209, whichever is the lesser attenuation.

FCC Part 15 Subpart C Paragraph 15.209(a) Limits		
Frequency MHz	Field strength (microvolts/meter)	Measurement distance (meter)
0.009-0.490	2400/F(kHz)	300
0.490-1.705	24000/F(kHz)	30
1.705-30	30	30
30-88	100	3
88-216	150	3
216-960	200	3
Above 960	500	3

Remarks: E field strength (dBuV/m) = 20 log E field strength (uV/m)

4.3. Test Procedure

The EUT was setup according to ANSI C63.10: 2013 and tested according to DTS test procedure of KDB558074 for compliance to FCC 47CFR 15.247 requirements.

Measuring the frequency range below 1GHz, the EUT is placed on a turn table which is 0.8 meter above ground,when measuring the frequency range above 1GHz, the EUT is placed on a turn table which is 1.5 meter above ground.

The turn table is rotated 360 degrees to determine the position of the maximum emission level.

The EUT was positioned such that the distance from antenna to the EUT was 3 meters.

The antenna is scanned between 1 meter and 4 meters to find out the maximum emission level. This is repeated for both horizontal and vertical polarization of the antenna. In order to find the maximum emission, all of the interface cables were manipulated according to ANSI C63.10: 2013 on radiated measurement.

The resolution bandwidth below 30MHz setting on the field strength meter is 9kHz and 30MHz~1GHz is 120kHz and above 1GHz is 1MHz.

Radiated emission measurements below 30MHz are made using Loop Antenna and 30MHz~1GHz are made using broadband Bilog antenna and above 1GHz are made using Horn Antennas.

The measurement is divided into the Preliminary Measurement and the Final Measurement.

The suspected frequencies are searched for in Preliminary Measurement with the measurement antenna kept pointed at the source of the emission both in azimuth and elevation, with the polarization of the antenna oriented for maximum response. The antenna is pointed at an angle towards the source of the emission, and the EUT is rotated in both height and polarization to maximize the measured emission. The emission is kept within the illumination area of the 3 dB bandwidth of the antenna.

The worst radiated emission is measured in the Open Area Test Site on the Final Measurement.

The measurement frequency range form 9kHz - 10th Harmonic of fundamental was investigated.

4.4. Uncertainty

± 3.9 dB above 1GHz

± 3.8 dB below 1GHz

4.5. Test Result of Radiated Emission

Product : Intel® Dual Band Wireless-AC 8265
Test Item : Harmonic Radiated Emission Data
Test Site : No.3 OATS
Test date : 2016.09.13
Test Mode : Mode 1 SISO A: Transmit (802.11b 1Mbps) (2412MHz)

Frequency MHz	Correct Factor dB	Reading Level dBμV	Measurement Level dBμV/m	Margin dB	Limit dBμV/m
Horizontal					
Peak Detector:					
4824.000	2.428	43.860	46.289	-27.711	74.000
7236.000	9.177	39.490	48.667	-25.333	74.000
9648.000	10.019	39.710	49.730	-24.270	74.000
Average Detector:					
--					
Vertical					
Peak Detector:					
4824.000	2.836	46.950	49.787	-24.213	74.000
7236.000	9.676	38.550	48.226	-25.774	74.000
9648.000	10.556	38.680	49.237	-24.763	74.000
Average Detector:					
--					

Note:
1. All Readings below 1GHz are Quasi-Peak, above 1GHz are performed with peak and/or average measurements as necessary.
2. Peak measurements: RBW = 1MHz, VBW = 3 MHz, Sweep: Auto.
3. Average measurements: RBW = 1MHz, VBW = 10 Hz, Sweep: Auto.
4. Measurement Level = Reading Level + Correct Factor.
5. Correct Factor = Antenna factor + Cable loss –Amplifier gain.
6. The average measurement was not performed when the peak measured data under the limit of average detection.
7. The emission levels of other frequencies are very lower than the limit and not show in test report.

Product	:	Intel® Dual Band Wireless-AC 8265
Test Item	:	Harmonic Radiated Emission Data
Test Site	:	No.3 OATS
Test date	:	2016.09.13
Test Mode	:	Mode 1 SISO A: Transmit (802.11b 1Mbps) (2442 MHz)

Frequency MHz	Correct Factor dB	Reading Level dBμV	Measurement Level dBμV/m	Margin dB	Limit dBμV/m
Horizontal					
Peak Detector:					
4884.000	2.013	45.580	47.592	-26.408	74.000
7326.000	9.824	38.190	48.013	-25.987	74.000
9768.000	9.698	38.950	48.648	-25.352	74.000
Average Detector:					
--					
Vertical					
Peak Detector:					
4844.000	2.707	48.020	50.728	-23.272	74.000
7326.000	10.446	38.680	49.126	-24.874	74.000
9768.000	10.330	39.030	49.360	-24.640	74.000
Average Detector:					
--					

Note:

1. All Readings below 1GHz are Quasi-Peak, above 1GHz are performed with peak and/or average measurements as necessary.
2. Peak measurements: RBW = 1MHz, VBW = 3 MHz, Sweep: Auto.
3. Average measurements: RBW = 1MHz, VBW = 10 Hz, Sweep: Auto.
4. Measurement Level = Reading Level + Correct Factor.
5. Correct Factor = Antenna factor + Cable loss –Amplifier gain.
6. The average measurement was not performed when the peak measured data under the limit of average detection.
7. The emission levels of other frequencies are very lower than the limit and not show in test report.

Product	:	Intel® Dual Band Wireless-AC 8265
Test Item	:	Harmonic Radiated Emission Data
Test Site	:	No.3 OATS
Test date	:	2016.09.13
Test Mode	:	Mode 1 SISO A: Transmit (802.11b 1Mbps) (2462 MHz)

Frequency MHz	Correct Factor dB	Reading Level dBμV	Measurement Level dBμV/m	Margin dB	Limit dBμV/m
Horizontal					
Peak Detector:					
4924.000	2.191	44.910	47.101	-26.899	74.000
7386.000	10.373	38.930	49.304	-24.696	74.000
9848.000	9.964	38.830	48.794	-25.206	74.000
Average Detector:					
--					
Vertical					
Peak Detector:					
4924.000	2.805	46.420	49.225	-24.775	74.000
7386.000	11.180	38.460	49.640	-24.360	74.000
9848.000	10.801	38.910	49.711	-24.289	74.000
Average Detector:					
--					

Note:

1. All Readings below 1GHz are Quasi-Peak, above 1GHz are performed with peak and/or average measurements as necessary.
2. Peak measurements: RBW = 1MHz, VBW = 3 MHz, Sweep: Auto.
3. Average measurements: RBW = 1MHz, VBW = 10 Hz, Sweep: Auto.
4. Measurement Level = Reading Level + Correct Factor.
5. Correct Factor = Antenna factor + Cable loss –Amplifier gain.
6. The average measurement was not performed when the peak measured data under the limit of average detection.
7. The emission levels of other frequencies are very lower than the limit and not show in test report.

Product : Intel® Dual Band Wireless-AC 8265
Test Item : Harmonic Radiated Emission Data
Test Site : No.3 OATS
Test date : 2016.09.13
Test Mode : Mode 1 SISO A: Transmit (802.11b 1Mbps) (2467 MHz)

Frequency MHz	Correct Factor dB	Reading Level dBμV	Measurement Level dBμV/m	Margin dB	Limit dBμV/m
Horizontal Peak Detector:					
4934.000	2.307	45.340	47.647	-26.353	74.000
7401.000	10.407	38.820	49.227	-24.773	74.000
9868.000	10.040	38.950	48.990	-25.010	74.000
Average Detector:					
--					
Vertical Peak Detector:					
4934.000	2.977	46.970	49.948	-24.052	74.000
7401.000	11.222	38.840	50.062	-23.938	74.000
9868.000	10.964	38.610	49.574	-24.426	74.000
Average Detector:					
--					

Note:
1. All Readings below 1GHz are Quasi-Peak, above 1GHz are performed with peak and/or average measurements as necessary.
2. Peak measurements: RBW = 1MHz, VBW = 3 MHz, Sweep: Auto.
3. Average measurements: RBW = 1MHz, VBW = 10 Hz, Sweep: Auto.
4. Measurement Level = Reading Level + Correct Factor.
5. Correct Factor = Antenna factor + Cable loss –Amplifier gain.
6. The average measurement was not performed when the peak measured data under the limit of average detection.
7. The emission levels of other frequencies are very lower than the limit and not show in test report.

Product	:	Intel® Dual Band Wireless-AC 8265
Test Item	:	Harmonic Radiated Emission Data
Test Site	:	No.3 OATS
Test date	:	2016.09.13
Test Mode	:	Mode 1 SISO A: Transmit (802.11b 1Mbps) (2472 MHz)

Frequency MHz	Correct Factor dB	Reading Level dBμV	Measurement Level dBμV/m	Margin dB	Limit dBμV/m
Horizontal Peak Detector:					
4944.000	2.423	47.710	50.133	-23.867	74.000
7416.000	10.458	37.780	48.238	-25.762	74.000
9888.000	10.123	38.540	48.663	-25.337	74.000
Average Detector:					
--					
Vertical Peak Detector:					
4944.000	3.150	49.360	52.510	-21.490	74.000
7416.000	11.231	38.470	49.701	-24.299	74.000
9888.000	11.133	39.610	50.743	-23.257	74.000
Average Detector:					
--					

Note:

1. All Readings below 1GHz are Quasi-Peak, above 1GHz are performed with peak and/or average measurements as necessary.
2. Peak measurements: RBW = 1MHz, VBW = 3 MHz, Sweep: Auto.
3. Average measurements: RBW = 1MHz, VBW = 10 Hz, Sweep: Auto.
4. Measurement Level = Reading Level + Correct Factor.
5. Correct Factor = Antenna factor + Cable loss –Amplifier gain.
6. The average measurement was not performed when the peak measured data under the limit of average detection.
7. The emission levels of other frequencies are very lower than the limit and not show in test report.

Product : Intel® Dual Band Wireless-AC 8265
Test Item : Harmonic Radiated Emission Data
Test Site : No.3 OATS
Test date : 2016.09.13
Test Mode : Mode 1 SISO A: Transmit (802.11g 6Mbps)(2412MHz)

Frequency MHz	Correct Factor dB	Reading Level dBμV	Measurement Level dBμV/m	Margin dB	Limit dBμV/m
Horizontal					
Peak Detector:					
4824.000	2.428	43.510	45.939	-28.061	74.000
7236.000	9.177	39.810	48.987	-25.013	74.000
9648.000	10.019	39.870	49.890	-24.110	74.000
Average Detector:					
--					
Vertical					
Peak Detector:					
4824.000	2.836	47.120	49.957	-24.043	74.000
7236.000	9.676	38.160	47.836	-26.164	74.000
9648.000	10.556	38.520	49.077	-24.923	74.000
Average Detector:					
--					

Note:
1. All Readings below 1GHz are Quasi-Peak, above 1GHz are performed with peak and/or average measurements as necessary.
2. Peak measurements: RBW = 1MHz, VBW = 3 MHz, Sweep: Auto.
3. Average measurements: RBW = 1MHz, VBW = 10 Hz, Sweep: Auto.
4. Measurement Level = Reading Level + Correct Factor.
5. Correct Factor = Antenna factor + Cable loss –Amplifier gain.
6. The average measurement was not performed when the peak measured data under the limit of average detection.
7. The emission levels of other frequencies are very lower than the limit and not show in test report.

Product	:	Intel® Dual Band Wireless-AC 8265
Test Item	:	Harmonic Radiated Emission Data
Test Site	:	No.3 OATS
Test date	:	2016.09.13
Test Mode	:	Mode 1 SISO A: Transmit (802.11g 6Mbps) (2442 MHz)

Frequency MHz	Correct Factor dB	Reading Level dBμV	Measurement Level dBμV/m	Margin dB	Limit dBμV/m
Horizontal					
Peak Detector:					
4884.000	2.013	45.710	47.722	-26.278	74.000
7326.000	9.824	38.320	48.143	-25.857	74.000
9768.000	9.698	39.140	48.838	-25.162	74.000
Average Detector:					
--					
Vertical					
Peak Detector:					
4844.000	2.707	47.920	50.628	-23.372	74.000
7326.000	10.446	38.460	48.906	-25.094	74.000
9768.000	10.330	38.760	49.090	-24.910	74.000
Average Detector:					
--					

Note:

1. All Readings below 1GHz are Quasi-Peak, above 1GHz are performed with peak and/or average measurements as necessary.
2. Peak measurements: RBW = 1MHz, VBW = 3 MHz, Sweep: Auto.
3. Average measurements: RBW = 1MHz, VBW = 10 Hz, Sweep: Auto.
4. Measurement Level = Reading Level + Correct Factor.
5. Correct Factor = Antenna factor + Cable loss –Amplifier gain.
6. The average measurement was not performed when the peak measured data under the limit of average detection.
7. The emission levels of other frequencies are very lower than the limit and not show in test report.

Product	:	Intel® Dual Band Wireless-AC 8265
Test Item	:	Harmonic Radiated Emission Data
Test Site	:	No.3 OATS
Test date	:	2016.09.13
Test Mode	:	Mode 1 SISO A: Transmit (802.11g 6Mbps) (2462 MHz)

Frequency MHz	Correct Factor dB	Reading Level dBμV	Measurement Level dBμV/m	Margin dB	Limit dBμV/m
Horizontal Peak Detector:					
4924.000	2.191	45.710	47.901	-26.099	74.000
7386.000	10.373	38.790	49.164	-24.836	74.000
9848.000	9.964	39.170	49.134	-24.866	74.000
Average Detector:					
--					
Vertical Peak Detector:					
4924.000	2.805	46.730	49.535	-24.465	74.000
7386.000	11.180	38.610	49.790	-24.210	74.000
9848.000	10.801	39.120	49.921	-24.079	74.000
Average Detector:					
--					

Note:

1. All Readings below 1GHz are Quasi-Peak, above 1GHz are performed with peak and/or average measurements as necessary.
2. Peak measurements: RBW = 1MHz, VBW = 3 MHz, Sweep: Auto.
3. Average measurements: RBW = 1MHz, VBW = 10 Hz, Sweep: Auto.
4. Measurement Level = Reading Level + Correct Factor.
5. Correct Factor = Antenna factor + Cable loss –Amplifier gain.
6. The average measurement was not performed when the peak measured data under the limit of average detection.
7. The emission levels of other frequencies are very lower than the limit and not show in test report.

Product	:	Intel® Dual Band Wireless-AC 8265
Test Item	:	Harmonic Radiated Emission Data
Test Site	:	No.3 OATS
Test date	:	2016.09.13
Test Mode	:	Mode 1 SISO A: Transmit (802.11g 6Mbps) (2467 MHz)

Frequency MHz	Correct Factor dB	Reading Level dBμV	Measurement Level dBμV/m	Margin dB	Limit dBμV/m
Horizontal Peak Detector:					
4934.000	2.307	45.410	47.717	-26.283	74.000
7401.000	10.407	38.960	49.367	-24.633	74.000
9868.000	10.040	39.050	49.090	-24.910	74.000
Average Detector:					
--					
Vertical Peak Detector:					
4934.000	2.977	47.120	50.098	-23.902	74.000
7401.000	11.222	39.030	50.252	-23.748	74.000
9868.000	10.964	38.750	49.714	-24.286	74.000
Average Detector:					
--					

Note:

1. All Readings below 1GHz are Quasi-Peak, above 1GHz are performed with peak and/or average measurements as necessary.
2. Peak measurements: RBW = 1MHz, VBW = 3 MHz, Sweep: Auto.
3. Average measurements: RBW = 1MHz, VBW = 10 Hz, Sweep: Auto.
4. Measurement Level = Reading Level + Correct Factor.
5. Correct Factor = Antenna factor + Cable loss –Amplifier gain.
6. The average measurement was not performed when the peak measured data under the limit of average detection.
7. The emission levels of other frequencies are very lower than the limit and not show in test report.

Product : Intel® Dual Band Wireless-AC 8265
Test Item : Harmonic Radiated Emission Data
Test Site : No.3 OATS
Test date : 2016.09.13
Test Mode : Mode 1 SISO A: Transmit (802.11g 6Mbps) (2472 MHz)

Frequency MHz	Correct Factor dB	Reading Level dBμV	Measurement Level dBμV/m	Margin dB	Limit dBμV/m
Horizontal Peak Detector:					
4944.000	2.423	47.910	50.333	-23.667	74.000
7416.000	10.458	37.820	48.278	-25.722	74.000
9888.000	10.123	38.670	48.793	-25.207	74.000
Average Detector:					
--					
Vertical Peak Detector:					
4944.000	3.150	49.510	52.660	-21.340	74.000
7416.000	11.231	38.630	49.861	-24.139	74.000
9888.000	11.133	39.480	50.613	-23.387	74.000
Average Detector:					
--					

Note:
1. All Readings below 1GHz are Quasi-Peak, above 1GHz are performed with peak and/or average measurements as necessary.
2. Peak measurements: RBW = 1MHz, VBW = 3 MHz, Sweep: Auto.
3. Average measurements: RBW = 1MHz, VBW = 10 Hz, Sweep: Auto.
4. Measurement Level = Reading Level + Correct Factor.
5. Correct Factor = Antenna factor + Cable loss –Amplifier gain.
6. The average measurement was not performed when the peak measured data under the limit of average detection.
7. The emission levels of other frequencies are very lower than the limit and not show in test report.

Product : Intel® Dual Band Wireless-AC 8265
Test Item : Harmonic Radiated Emission Data
Test Site : No.3 OATS
Test date : 2016.09.13
Test Mode : Mode 1 SISO A: Transmit (802.11n-20BW)_7.2Mbps (2412MHz)

Frequency MHz	Correct Factor dB	Reading Level dBμV	Measurement Level dBμV/m	Margin dB	Limit dBμV/m
Horizontal					
Peak Detector:					
4824.000	2.428	44.170	46.599	-27.401	74.000
7236.000	9.177	40.510	49.687	-24.313	74.000
9648.000	10.019	40.280	50.300	-23.700	74.000
Average Detector:					
--					
Vertical					
Peak Detector:					
4824.000	2.836	47.120	49.957	-24.043	74.000
7236.000	9.676	39.080	48.756	-25.244	74.000
9648.000	10.556	38.490	49.047	-24.953	74.000
Average Detector:					
--					

Note:
1. All Readings below 1GHz are Quasi-Peak, above 1GHz are performed with peak and/or average measurements as necessary.
2. Peak measurements: RBW = 1MHz, VBW = 3 MHz, Sweep: Auto.
3. Average measurements: RBW = 1MHz, VBW = 10 Hz, Sweep: Auto.
4. Measurement Level = Reading Level + Correct Factor.
5. Correct Factor = Antenna factor + Cable loss –Amplifier gain.
6. The average measurement was not performed when the peak measured data under the limit of average detection.
7. The emission levels of other frequencies are very lower than the limit and not show in test report.

Product	:	Intel® Dual Band Wireless-AC 8265
Test Item	:	Harmonic Radiated Emission Data
Test Site	:	No.3 OATS
Test date	:	2016.09.13
Test Mode	:	Mode 1 SISO A: Transmit (802.11n-20BW)_7.2Mbps (2442 MHz)

Frequency MHz	Correct Factor dB	Reading Level dBμV	Measurement Level dBμV/m	Margin dB	Limit dBμV/m
Horizontal					
Peak Detector:					
4884.000	2.013	46.120	48.132	-25.868	74.000
7326.000	9.824	38.540	48.363	-25.637	74.000
9768.000	9.698	39.080	48.778	-25.222	74.000
Average Detector:					
--					
Vertical					
Peak Detector:					
4844.000	2.707	48.170	50.878	-23.122	74.000
7326.000	10.446	38.910	49.356	-24.644	74.000
9768.000	10.330	39.420	49.750	-24.250	74.000
Average Detector:					
--					

Note:

1. All Readings below 1GHz are Quasi-Peak, above 1GHz are performed with peak and/or average measurements as necessary.
2. Peak measurements: RBW = 1MHz, VBW = 3 MHz, Sweep: Auto.
3. Average measurements: RBW = 1MHz, VBW = 10 Hz, Sweep: Auto.
4. Measurement Level = Reading Level + Correct Factor.
5. Correct Factor = Antenna factor + Cable loss –Amplifier gain.
6. The average measurement was not performed when the peak measured data under the limit of average detection.
7. The emission levels of other frequencies are very lower than the limit and not show in test report.

Product : Intel® Dual Band Wireless-AC 8265
Test Item : Harmonic Radiated Emission Data
Test Site : No.3 OATS
Test date : 2016.09.13
Test Mode : Mode 1 SISO A: Transmit (802.11n-20BW)_7.2Mbps (2462 MHz)

Frequency MHz	Correct Factor dB	Reading Level dBμV	Measurement Level dBμV/m	Margin dB	Limit dBμV/m
Horizontal Peak Detector:					
4924.000	2.191	45.270	47.461	-26.539	74.000
7386.000	10.373	39.180	49.554	-24.446	74.000
9848.000	9.964	38.960	48.924	-25.076	74.000
Average Detector:					
--					
Vertical Peak Detector:					
4924.000	2.805	46.810	49.615	-24.385	74.000
7386.000	11.180	38.910	50.090	-23.910	74.000
9848.000	10.801	39.120	49.921	-24.079	74.000
Average Detector:					
--					

Note:
1. All Readings below 1GHz are Quasi-Peak, above 1GHz are performed with peak and/or average measurements as necessary.
2. Peak measurements: RBW = 1MHz, VBW = 3 MHz, Sweep: Auto.
3. Average measurements: RBW = 1MHz, VBW = 10 Hz, Sweep: Auto.
4. Measurement Level = Reading Level + Correct Factor.
5. Correct Factor = Antenna factor + Cable loss –Amplifier gain.
6. The average measurement was not performed when the peak measured data under the limit of average detection.
7. The emission levels of other frequencies are very lower than the limit and not show in test report.

Product : Intel® Dual Band Wireless-AC 8265
Test Item : Harmonic Radiated Emission Data
Test Site : No.3 OATS
Test date : 2016.09.13
Test Mode : Mode 1 SISO A: Transmit (802.11n-20BW)_7.2Mbps (2467 MHz)

Frequency MHz	Correct Factor dB	Reading Level dBμV	Measurement Level dBμV/m	Margin dB	Limit dBμV/m
Horizontal Peak Detector:					
4934.000	2.307	45.710	48.017	-25.983	74.000
7401.000	10.407	38.610	49.017	-24.983	74.000
9868.000	10.040	39.140	49.180	-24.820	74.000
Average Detector:					
--					
Vertical Peak Detector:					
4934.000	2.977	47.120	50.098	-23.902	74.000
7401.000	11.222	38.670	49.892	-24.108	74.000
9868.000	10.964	38.790	49.754	-24.246	74.000
Average Detector:					
--					

Note:
1. All Readings below 1GHz are Quasi-Peak, above 1GHz are performed with peak and/or average measurements as necessary.
2. Peak measurements: RBW = 1MHz, VBW = 3 MHz, Sweep: Auto.
3. Average measurements: RBW = 1MHz, VBW = 10 Hz, Sweep: Auto.
4. Measurement Level = Reading Level + Correct Factor.
5. Correct Factor = Antenna factor + Cable loss –Amplifier gain.
6. The average measurement was not performed when the peak measured data under the limit of average detection.
7. The emission levels of other frequencies are very lower than the limit and not show in test report.

Product : Intel® Dual Band Wireless-AC 8265
Test Item : Harmonic Radiated Emission Data
Test Site : No.3 OATS
Test date : 2016.09.13
Test Mode : Mode 1 SISO A: Transmit (802.11n-20BW)_7.2Mbps (2472 MHz)

Frequency MHz	Correct Factor dB	Reading Level dBμV	Measurement Level dBμV/m	Margin dB	Limit dBμV/m
Horizontal Peak Detector:					
4944.000	2.423	47.920	50.343	-23.657	74.000
7416.000	10.458	38.100	48.558	-25.442	74.000
9888.000	10.123	38.620	48.743	-25.257	74.000
Average Detector:					
--					
Vertical Peak Detector:					
4944.000	3.150	49.510	52.660	-21.340	74.000
7416.000	11.231	38.720	49.951	-24.049	74.000
9888.000	11.133	39.240	50.373	-23.627	74.000
Average Detector:					
--					

Note:
1. All Readings below 1GHz are Quasi-Peak, above 1GHz are performed with peak and/or average measurements as necessary.
2. Peak measurements: RBW = 1MHz, VBW = 3 MHz, Sweep: Auto.
3. Average measurements: RBW = 1MHz, VBW = 10 Hz, Sweep: Auto.
4. Measurement Level = Reading Level + Correct Factor.
5. Correct Factor = Antenna factor + Cable loss –Amplifier gain.
6. The average measurement was not performed when the peak measured data under the limit of average detection.
7. The emission levels of other frequencies are very lower than the limit and not show in test report.

Product : Intel® Dual Band Wireless-AC 8265
Test Item : Harmonic Radiated Emission Data
Test Site : No.3 OATS
Test date : 2016.09.13
Test Mode : Mode 1 SISO A: Transmit (802.11n-40BW)_15Mbps (2422MHz)

Frequency MHz	Correct Factor dB	Reading Level dBµV	Measurement Level dBµV/m	Margin dB	Limit dBµV/m
Horizontal					
Peak Detector:					
4844.000	2.280	40.510	42.791	-31.209	74.000
7266.000	9.106	38.580	47.686	-26.314	74.000
9688.000	9.663	38.910	48.573	-25.427	74.000
Average Detector:					
--					
Vertical					
Peak Detector:					
4844.000	2.707	40.810	43.518	-30.482	74.000
7266.000	9.626	38.910	48.536	-25.464	74.000
9688.000	10.284	38.510	48.794	-25.206	74.000
Average Detector:					
--					

Note:
1. All Readings below 1GHz are Quasi-Peak, above 1GHz are performed with peak and/or average measurements as necessary.
2. Peak measurements: RBW = 1MHz, VBW = 3 MHz, Sweep: Auto.
3. Average measurements: RBW = 1MHz, VBW = 10 Hz, Sweep: Auto.
4. Measurement Level = Reading Level + Correct Factor.
5. Correct Factor = Antenna factor + Cable loss –Amplifier gain.
6. The average measurement was not performed when the peak measured data under the limit of average detection.
7. The emission levels of other frequencies are very lower than the limit and not show in test report.

Product	:	Intel® Dual Band Wireless-AC 8265
Test Item	:	Harmonic Radiated Emission Data
Test Site	:	No.3 OATS
Test date	:	2016.09.13
Test Mode	:	Mode 1 SISO A: Transmit (802.11n-40BW)_15Mbps (2442 MHz)

Frequency MHz	Correct Factor dB	Reading Level dBμV	Measurement Level dBμV/m	Margin dB	Limit dBμV/m
Horizontal					
Peak Detector:					
4844.000	2.280	40.510	42.791	-31.209	74.000
7326.000	9.824	38.510	48.333	-25.667	74.000
9768.000	9.698	38.240	47.938	-26.062	74.000
Average Detector:					
--					
Vertical					
Peak Detector:					
4884.000	2.477	41.390	43.867	-30.133	74.000
7326.000	10.446	38.210	48.656	-25.344	74.000
9768.000	10.330	38.510	48.840	-25.160	74.000
Average Detector:					
--					

Note:

1. All Readings below 1GHz are Quasi-Peak, above 1GHz are performed with peak and/or average measurements as necessary.
2. Peak measurements: RBW = 1MHz, VBW = 3 MHz, Sweep: Auto.
3. Average measurements: RBW = 1MHz, VBW = 10 Hz, Sweep: Auto.
4. Measurement Level = Reading Level + Correct Factor.
5. Correct Factor = Antenna factor + Cable loss –Amplifier gain.
6. The average measurement was not performed when the peak measured data under the limit of average detection.
7. The emission levels of other frequencies are very lower than the limit and not show in test report.

Product : Intel® Dual Band Wireless-AC 8265
Test Item : Harmonic Radiated Emission Data
Test Site : No.3 OATS
Test date : 2016.09.13
Test Mode : Mode 1 SISO A: Transmit (802.11n-40BW)_15Mbps (2452 MHz)

Frequency MHz	Correct Factor dB	Reading Level dBμV	Measurement Level dBμV/m	Margin dB	Limit dBμV/m
Horizontal Peak Detector:					
4904.000	2.000	40.510	42.511	-31.489	74.000
7356.000	10.308	37.840	48.148	-25.852	74.000
9808.000	9.850	38.210	48.060	-25.940	74.000
Average Detector:					
--					
Vertical Peak Detector:					
4904.000	2.513	40.170	42.684	-31.316	74.000
7356.000	11.022	37.810	48.832	-25.168	74.000
9808.000	10.512	38.620	49.132	-24.868	74.000
Average Detector:					
--					

Note:
1. All Readings below 1GHz are Quasi-Peak, above 1GHz are performed with peak and/or average measurements as necessary.
2. Peak measurements: RBW = 1MHz, VBW = 3 MHz, Sweep: Auto.
3. Average measurements: RBW = 1MHz, VBW = 10 Hz, Sweep: Auto.
4. Measurement Level = Reading Level + Correct Factor.
5. Correct Factor = Antenna factor + Cable loss –Amplifier gain.
6. The average measurement was not performed when the peak measured data under the limit of average detection.
7. The emission levels of other frequencies are very lower than the limit and not show in test report.

Product : Intel® Dual Band Wireless-AC 8265
Test Item : Harmonic Radiated Emission Data
Test Site : No.3 OATS
Test date : 2016.09.13
Test Mode : Mode 1 SISO A: Transmit (802.11n-40BW)_15Mbps (2457 MHz)

Frequency MHz	Correct Factor dB	Reading Level dBμV	Measurement Level dBμV/m	Margin dB	Limit dBμV/m
Horizontal Peak Detector:					
4914.000	2.073	40.580	42.653	-31.347	74.000
7371.000	10.352	37.610	47.961	-26.039	74.000
9828.000	9.905	38.910	48.815	-25.185	74.000
Average Detector:					
--					
Vertical Peak Detector:					
4914.000	2.630	40.510	43.140	-30.860	74.000
7371.000	11.112	37.960	49.071	-24.929	74.000
9828.000	10.655	38.560	49.214	-24.786	74.000
Average Detector:					
--					

Note:
1. All Readings below 1GHz are Quasi-Peak, above 1GHz are performed with peak and/or average measurements as necessary.
2. Peak measurements: RBW = 1MHz, VBW = 3 MHz, Sweep: Auto.
3. Average measurements: RBW = 1MHz, VBW = 10 Hz, Sweep: Auto.
4. Measurement Level = Reading Level + Correct Factor.
5. Correct Factor = Antenna factor + Cable loss –Amplifier gain.
6. The average measurement was not performed when the peak measured data under the limit of average detection.
7. The emission levels of other frequencies are very lower than the limit and not show in test report.

Product	:	Intel® Dual Band Wireless-AC 8265
Test Item	:	Harmonic Radiated Emission Data
Test Site	:	No.3 OATS
Test date	:	2016.09.13
Test Mode	:	Mode 1 SISO A: Transmit (802.11n-40BW)_15Mbps (2462 MHz)

Frequency MHz	Correct Factor dB	Reading Level dBμV	Measurement Level dBμV/m	Margin dB	Limit dBμV/m
Horizontal Peak Detector:					
4924.000	2.191	40.810	43.001	-30.999	74.000
7386.000	10.373	37.680	48.054	-25.946	74.000
9848.000	9.964	38.990	48.954	-25.046	74.000
Average Detector:					
--					
Vertical Peak Detector:					
4924.000	2.805	40.120	42.925	-31.075	74.000
7386.000	11.180	37.840	49.020	-24.980	74.000
9848.000	10.801	38.670	49.471	-24.529	74.000
Average Detector:					
--					

Note:

1. All Readings below 1GHz are Quasi-Peak, above 1GHz are performed with peak and/or average measurements as necessary.
2. Peak measurements: RBW = 1MHz, VBW = 3 MHz, Sweep: Auto.
3. Average measurements: RBW = 1MHz, VBW = 10 Hz, Sweep: Auto.
4. Measurement Level = Reading Level + Correct Factor.
5. Correct Factor = Antenna factor + Cable loss –Amplifier gain.
6. The average measurement was not performed when the peak measured data under the limit of average detection.
7. The emission levels of other frequencies are very lower than the limit and not show in test report.

Product : Intel® Dual Band Wireless-AC 8265
Test Item : Harmonic Radiated Emission Data
Test Site : No.3 OATS
Test date : 2016.09.13
Test Mode : Mode 2 SISO B: Transmit (802.11b 1Mbps) (2412MHz)

Frequency MHz	Correct Factor dB	Reading Level dBμV	Measurement Level dBμV/m	Margin dB	Limit dBμV/m
Horizontal					
Peak Detector:					
4824.000	2.428	44.250	46.679	-27.321	74.000
7236.000	9.177	39.810	48.987	-25.013	74.000
9648.000	10.019	40.120	50.140	-23.860	74.000
Average Detector:					
--					
Vertical					
Peak Detector:					
4824.000	2.836	46.810	49.647	-24.353	74.000
7236.000	9.676	38.610	48.286	-25.714	74.000
9648.000	10.556	38.910	49.467	-24.533	74.000
Average Detector:					
--					

Note:
1. All Readings below 1GHz are Quasi-Peak, above 1GHz are performed with peak and/or average measurements as necessary.
2. Peak measurements: RBW = 1MHz, VBW = 3 MHz, Sweep: Auto.
3. Average measurements: RBW = 1MHz, VBW = 10 Hz, Sweep: Auto.
4. Measurement Level = Reading Level + Correct Factor.
5. Correct Factor = Antenna factor + Cable loss –Amplifier gain.
6. The average measurement was not performed when the peak measured data under the limit of average detection.
7. The emission levels of other frequencies are very lower than the limit and not show in test report.

Product	:	Intel® Dual Band Wireless-AC 8265
Test Item	:	Harmonic Radiated Emission Data
Test Site	:	No.3 OATS
Test date	:	2016.09.13
Test Mode	:	Mode 2 SISO B: Transmit (802.11b 1Mbps) (2442 MHz)

Frequency MHz	Correct Factor dB	Reading Level dBμV	Measurement Level dBμV/m	Margin dB	Limit dBμV/m
Horizontal					
Peak Detector:					
4884.000	2.013	45.910	47.922	-26.078	74.000
7326.000	9.824	38.630	48.453	-25.547	74.000
9768.000	9.698	39.510	49.208	-24.792	74.000
Average Detector:					
--					
Vertical					
Peak Detector:					
4844.000	2.707	48.210	50.918	-23.082	74.000
7326.000	10.446	38.810	49.256	-24.744	74.000
9768.000	10.330	39.140	49.470	-24.530	74.000
Average Detector:					
--					

Note:

1. All Readings below 1GHz are Quasi-Peak, above 1GHz are performed with peak and/or average measurements as necessary.
2. Peak measurements: RBW = 1MHz, VBW = 3 MHz, Sweep: Auto.
3. Average measurements: RBW = 1MHz, VBW = 10 Hz, Sweep: Auto.
4. Measurement Level = Reading Level + Correct Factor.
5. Correct Factor = Antenna factor + Cable loss –Amplifier gain.
6. The average measurement was not performed when the peak measured data under the limit of average detection.
7. The emission levels of other frequencies are very lower than the limit and not show in test report.

Product : Intel® Dual Band Wireless-AC 8265
Test Item : Harmonic Radiated Emission Data
Test Site : No.3 OATS
Test date : 2016.09.13
Test Mode : Mode 2 SISO B: Transmit (802.11b 1Mbps) (2462 MHz)

Frequency MHz	Correct Factor dB	Reading Level dBμV	Measurement Level dBμV/m	Margin dB	Limit dBμV/m
Horizontal Peak Detector:					
4924.000	2.191	45.280	47.471	-26.529	74.000
7386.000	10.373	39.160	49.534	-24.466	74.000
9848.000	9.964	38.560	48.524	-25.476	74.000
Average Detector:					
--					
Vertical Peak Detector:					
4924.000	2.805	46.810	49.615	-24.385	74.000
7386.000	11.180	38.910	50.090	-23.910	74.000
9848.000	10.801	38.690	49.491	-24.509	74.000
Average Detector:					
--					

Note:

1. All Readings below 1GHz are Quasi-Peak, above 1GHz are performed with peak and/or average measurements as necessary.
2. Peak measurements: RBW = 1MHz, VBW = 3 MHz, Sweep: Auto.
3. Average measurements: RBW = 1MHz, VBW = 10 Hz, Sweep: Auto.
4. Measurement Level = Reading Level + Correct Factor.
5. Correct Factor = Antenna factor + Cable loss –Amplifier gain.
6. The average measurement was not performed when the peak measured data under the limit of average detection.
7. The emission levels of other frequencies are very lower than the limit and not show in test report.

Product	:	Intel® Dual Band Wireless-AC 8265
Test Item	:	Harmonic Radiated Emission Data
Test Site	:	No.3 OATS
Test date	:	2016.09.13
Test Mode	:	Mode 2 SISO B: Transmit (802.11b 1Mbps) (2467 MHz)

Frequency MHz	Correct Factor dB	Reading Level dBμV	Measurement Level dBμV/m	Margin dB	Limit dBμV/m
Horizontal Peak Detector:					
4934.000	2.307	45.620	47.927	-26.073	74.000
7401.000	10.407	38.520	48.927	-25.073	74.000
9868.000	10.040	39.030	49.070	-24.930	74.000
Average Detector:					
--					
Vertical Peak Detector:					
4934.000	2.977	47.020	49.998	-24.002	74.000
7401.000	11.222	38.920	50.142	-23.858	74.000
9868.000	10.964	38.730	49.694	-24.306	74.000
Average Detector:					
--					

Note:

1. All Readings below 1GHz are Quasi-Peak, above 1GHz are performed with peak and/or average measurements as necessary.
2. Peak measurements: RBW = 1MHz, VBW = 3 MHz, Sweep: Auto.
3. Average measurements: RBW = 1MHz, VBW = 10 Hz, Sweep: Auto.
4. Measurement Level = Reading Level + Correct Factor.
5. Correct Factor = Antenna factor + Cable loss –Amplifier gain.
6. The average measurement was not performed when the peak measured data under the limit of average detection.
7. The emission levels of other frequencies are very lower than the limit and not show in test report.

Product : Intel® Dual Band Wireless-AC 8265
Test Item : Harmonic Radiated Emission Data
Test Site : No.3 OATS
Test date : 2016.09.13
Test Mode : Mode 2 SISO B: Transmit (802.11b 1Mbps) (2472 MHz)

Frequency MHz	Correct Factor dB	Reading Level dBμV	Measurement Level dBμV/m	Margin dB	Limit dBμV/m
Horizontal Peak Detector:					
4944.000	2.423	47.620	50.043	-23.957	74.000
7416.000	10.458	38.030	48.488	-25.512	74.000
9888.000	10.123	38.860	48.983	-25.017	74.000
Average Detector:					
--					
Vertical Peak Detector:					
4944.000	3.150	49.210	52.360	-21.640	74.000
7416.000	11.231	38.510	49.741	-24.259	74.000
9888.000	11.133	39.480	50.613	-23.387	74.000
Average Detector:					
--					

Note:
1. All Readings below 1GHz are Quasi-Peak, above 1GHz are performed with peak and/or average measurements as necessary.
2. Peak measurements: RBW = 1MHz, VBW = 3 MHz, Sweep: Auto.
3. Average measurements: RBW = 1MHz, VBW = 10 Hz, Sweep: Auto.
4. Measurement Level = Reading Level + Correct Factor.
5. Correct Factor = Antenna factor + Cable loss –Amplifier gain.
6. The average measurement was not performed when the peak measured data under the limit of average detection.
7. The emission levels of other frequencies are very lower than the limit and not show in test report.

Product : Intel® Dual Band Wireless-AC 8265
Test Item : Harmonic Radiated Emission Data
Test Site : No.3 OATS
Test date : 2016.09.13
Test Mode : Mode 2 SISO B: Transmit (802.11g 6Mbps) (2412MHz)

Frequency MHz	Correct Factor dB	Reading Level dBμV	Measurement Level dBμV/m	Margin dB	Limit dBμV/m
Horizontal					
Peak Detector:					
4824.000	2.428	44.210	46.639	-27.361	74.000
7236.000	9.177	40.120	49.297	-24.703	74.000
9648.000	10.019	40.120	50.140	-23.860	74.000
Average Detector:					
--					
Vertical					
Peak Detector:					
4824.000	2.836	47.020	49.857	-24.143	74.000
7236.000	9.676	38.390	48.066	-25.934	74.000
9648.000	10.556	38.920	49.477	-24.523	74.000
Average Detector:					
--					

Note:
1. All Readings below 1GHz are Quasi-Peak, above 1GHz are performed with peak and/or average measurements as necessary.
2. Peak measurements: RBW = 1MHz, VBW = 3 MHz, Sweep: Auto.
3. Average measurements: RBW = 1MHz, VBW = 10 Hz, Sweep: Auto.
4. Measurement Level = Reading Level + Correct Factor.
5. Correct Factor = Antenna factor + Cable loss –Amplifier gain.
6. The average measurement was not performed when the peak measured data under the limit of average detection.
7. The emission levels of other frequencies are very lower than the limit and not show in test report.

Product	:	Intel® Dual Band Wireless-AC 8265
Test Item	:	Harmonic Radiated Emission Data
Test Site	:	No.3 OATS
Test date	:	2016.09.13
Test Mode	:	Mode 2 SISO B: Transmit (802.11g 6Mbps) (2442 MHz)

Frequency MHz	Correct Factor dB	Reading Level dBμV	Measurement Level dBμV/m	Margin dB	Limit dBμV/m
Horizontal					
Peak Detector:					
4884.000	2.013	45.960	47.972	-26.028	74.000
7326.000	9.824	38.290	48.113	-25.887	74.000
9768.000	9.698	39.030	48.728	-25.272	74.000
Average Detector:					
--					
Vertical					
Peak Detector:					
4844.000	2.707	47.820	50.528	-23.472	74.000
7326.000	10.446	38.430	48.876	-25.124	74.000
9768.000	10.330	38.490	48.820	-25.180	74.000
Average Detector:					
--					

Note:

1. All Readings below 1GHz are Quasi-Peak, above 1GHz are performed with peak and/or average measurements as necessary.
2. Peak measurements: RBW = 1MHz, VBW = 3 MHz, Sweep: Auto.
3. Average measurements: RBW = 1MHz, VBW = 10 Hz, Sweep: Auto.
4. Measurement Level = Reading Level + Correct Factor.
5. Correct Factor = Antenna factor + Cable loss –Amplifier gain.
6. The average measurement was not performed when the peak measured data under the limit of average detection.
7. The emission levels of other frequencies are very lower than the limit and not show in test report.

Product : Intel® Dual Band Wireless-AC 8265
Test Item : Harmonic Radiated Emission Data
Test Site : No.3 OATS
Test date : 2016.09.13
Test Mode : Mode 2 SISO B: Transmit (802.11g 6Mbps) (2462 MHz)

Frequency MHz	Correct Factor dB	Reading Level dBμV	Measurement Level dBμV/m	Margin dB	Limit dBμV/m
Horizontal Peak Detector:					
4924.000	2.191	45.210	47.401	-26.599	74.000
7386.000	10.373	39.150	49.524	-24.476	74.000
9848.000	9.964	38.560	48.524	-25.476	74.000
Average Detector:					
--					
Vertical Peak Detector:					
4924.000	2.805	46.480	49.285	-24.715	74.000
7386.000	11.180	38.620	49.800	-24.200	74.000
9848.000	10.801	39.580	50.381	-23.619	74.000
Average Detector:					
--					

Note:
1. All Readings below 1GHz are Quasi-Peak, above 1GHz are performed with peak and/or average measurements as necessary.
2. Peak measurements: RBW = 1MHz, VBW = 3 MHz, Sweep: Auto.
3. Average measurements: RBW = 1MHz, VBW = 10 Hz, Sweep: Auto.
4. Measurement Level = Reading Level + Correct Factor.
5. Correct Factor = Antenna factor + Cable loss –Amplifier gain.
6. The average measurement was not performed when the peak measured data under the limit of average detection.
7. The emission levels of other frequencies are very lower than the limit and not show in test report.

Product	:	Intel® Dual Band Wireless-AC 8265
Test Item	:	Harmonic Radiated Emission Data
Test Site	:	No.3 OATS
Test date	:	2016.09.13
Test Mode	:	Mode 2 SISO B: Transmit (802.11g 6Mbps) (2467 MHz)

Frequency MHz	Correct Factor dB	Reading Level dBμV	Measurement Level dBμV/m	Margin dB	Limit dBμV/m
Horizontal Peak Detector:					
4934.000	2.307	45.720	48.027	-25.973	74.000
7401.000	10.407	39.020	49.427	-24.573	74.000
9868.000	10.040	38.630	48.670	-25.330	74.000
Average Detector:					
--					
Vertical Peak Detector:					
4934.000	2.977	47.050	50.028	-23.972	74.000
7401.000	11.222	38.620	49.842	-24.158	74.000
9868.000	10.964	38.710	49.674	-24.326	74.000
Average Detector:					
--					

Note:

1. All Readings below 1GHz are Quasi-Peak, above 1GHz are performed with peak and/or average measurements as necessary.
2. Peak measurements: RBW = 1MHz, VBW = 3 MHz, Sweep: Auto.
3. Average measurements: RBW = 1MHz, VBW = 10 Hz, Sweep: Auto.
4. Measurement Level = Reading Level + Correct Factor.
5. Correct Factor = Antenna factor + Cable loss –Amplifier gain.
6. The average measurement was not performed when the peak measured data under the limit of average detection.
7. The emission levels of other frequencies are very lower than the limit and not show in test report.

Product : Intel® Dual Band Wireless-AC 8265
Test Item : Harmonic Radiated Emission Data
Test Site : No.3 OATS
Test date : 2016.09.13
Test Mode : Mode 2 SISO B: Transmit (802.11g 6Mbps) (2472 MHz)

Frequency MHz	Correct Factor dB	Reading Level dBμV	Measurement Level dBμV/m	Margin dB	Limit dBμV/m
Horizontal Peak Detector:					
4944.000	2.423	47.510	49.933	-24.067	74.000
7416.000	10.458	38.140	48.598	-25.402	74.000
9888.000	10.123	38.530	48.653	-25.347	74.000
Average Detector:					
--					
Vertical Peak Detector:					
4944.000	3.150	48.510	51.660	-22.340	74.000
7416.000	11.231	38.620	49.851	-24.149	74.000
9888.000	11.133	39.430	50.563	-23.437	74.000
Average Detector:					
--					

Note:
1. All Readings below 1GHz are Quasi-Peak, above 1GHz are performed with peak and/or average measurements as necessary.
2. Peak measurements: RBW = 1MHz, VBW = 3 MHz, Sweep: Auto.
3. Average measurements: RBW = 1MHz, VBW = 10 Hz, Sweep: Auto.
4. Measurement Level = Reading Level + Correct Factor.
5. Correct Factor = Antenna factor + Cable loss –Amplifier gain.
6. The average measurement was not performed when the peak measured data under the limit of average detection.
7. The emission levels of other frequencies are very lower than the limit and not show in test report.

Product : Intel® Dual Band Wireless-AC 8265
Test Item : Harmonic Radiated Emission Data
Test Site : No.3 OATS
Test date : 2016.09.13
Test Mode : Mode 2 SISO B: Transmit (802.11n-20BW)_7.2Mbps (2412MHz)

Frequency MHz	Correct Factor dB	Reading Level dBµV	Measurement Level dBµV/m	Margin dB	Limit dBµV/m
Horizontal					
Peak Detector:					
4824.000	2.428	44.810	47.239	-26.761	74.000
7236.000	9.177	40.140	49.317	-24.683	74.000
9648.000	10.019	39.810	49.830	-24.170	74.000
Average Detector:					
--					
Vertical					
Peak Detector:					
4824.000	2.836	47.310	50.147	-23.853	74.000
7236.000	9.676	38.460	48.136	-25.864	74.000
9648.000	10.556	38.790	49.347	-24.653	74.000
Average Detector:					
--					

Note:
1. All Readings below 1GHz are Quasi-Peak, above 1GHz are performed with peak and/or average measurements as necessary.
2. Peak measurements: RBW = 1MHz, VBW = 3 MHz, Sweep: Auto.
3. Average measurements: RBW = 1MHz, VBW = 10 Hz, Sweep: Auto.
4. Measurement Level = Reading Level + Correct Factor.
5. Correct Factor = Antenna factor + Cable loss –Amplifier gain.
6. The average measurement was not performed when the peak measured data under the limit of average detection.
7. The emission levels of other frequencies are very lower than the limit and not show in test report.

Product	:	Intel® Dual Band Wireless-AC 8265
Test Item	:	Harmonic Radiated Emission Data
Test Site	:	No.3 OATS
Test date	:	2016.09.13
Test Mode	:	Mode 2 SISO B: Transmit (802.11n-20BW)_7.2Mbps (2442 MHz)

Frequency MHz	Correct Factor dB	Reading Level dBμV	Measurement Level dBμV/m	Margin dB	Limit dBμV/m
Horizontal					
Peak Detector:					
4884.000	2.013	45.810	47.822	-26.178	74.000
7326.000	9.824	38.630	48.453	-25.547	74.000
9768.000	9.698	39.140	48.838	-25.162	74.000
Average Detector:					
--					
Vertical					
Peak Detector:					
4844.000	2.707	48.210	50.918	-23.082	74.000
7326.000	10.446	39.150	49.596	-24.404	74.000
9768.000	10.330	39.510	49.840	-24.160	74.000
Average Detector:					
--					

Note:

1. All Readings below 1GHz are Quasi-Peak, above 1GHz are performed with peak and/or average measurements as necessary.
2. Peak measurements: RBW = 1MHz, VBW = 3 MHz, Sweep: Auto.
3. Average measurements: RBW = 1MHz, VBW = 10 Hz, Sweep: Auto.
4. Measurement Level = Reading Level + Correct Factor.
5. Correct Factor = Antenna factor + Cable loss –Amplifier gain.
6. The average measurement was not performed when the peak measured data under the limit of average detection.
7. The emission levels of other frequencies are very lower than the limit and not show in test report.

Product : Intel® Dual Band Wireless-AC 8265
Test Item : Harmonic Radiated Emission Data
Test Site : No.3 OATS
Test date : 2016.09.13
Test Mode : Mode 2 SISO B: Transmit (802.11n-20BW)_7.2Mbps (2462 MHz)

Frequency MHz	Correct Factor dB	Reading Level dBμV	Measurement Level dBμV/m	Margin dB	Limit dBμV/m
Horizontal Peak Detector:					
4924.000	2.191	45.230	47.421	-26.579	74.000
7386.000	10.373	39.520	49.894	-24.106	74.000
9848.000	9.964	38.690	48.654	-25.346	74.000
Average Detector:					
--					
Vertical Peak Detector:					
4924.000	2.805	47.030	49.835	-24.165	74.000
7386.000	11.180	38.620	49.800	-24.200	74.000
9848.000	10.801	38.560	49.361	-24.639	74.000
Average Detector:					
--					

Note:
1. All Readings below 1GHz are Quasi-Peak, above 1GHz are performed with peak and/or average measurements as necessary.
2. Peak measurements: RBW = 1MHz, VBW = 3 MHz, Sweep: Auto.
3. Average measurements: RBW = 1MHz, VBW = 10 Hz, Sweep: Auto.
4. Measurement Level = Reading Level + Correct Factor.
5. Correct Factor = Antenna factor + Cable loss –Amplifier gain.
6. The average measurement was not performed when the peak measured data under the limit of average detection.
7. The emission levels of other frequencies are very lower than the limit and not show in test report.

Product : Intel® Dual Band Wireless-AC 8265
Test Item : Harmonic Radiated Emission Data
Test Site : No.3 OATS
Test date : 2016.09.13
Test Mode : Mode 2 SISO B: Transmit (802.11n-20BW)_7.2Mbps (2467 MHz)

Frequency MHz	Correct Factor dB	Reading Level dBμV	Measurement Level dBμV/m	Margin dB	Limit dBμV/m
Horizontal Peak Detector:					
4934.000	2.307	46.120	48.427	-25.573	74.000
7401.000	10.407	37.520	47.927	-26.073	74.000
9868.000	10.040	38.590	48.630	-25.370	74.000
Average Detector:					
--					
Vertical Peak Detector:					
4934.000	2.977	47.260	50.238	-23.762	74.000
7401.000	11.222	38.550	49.772	-24.228	74.000
9868.000	10.964	38.730	49.694	-24.306	74.000
Average Detector:					
--					

Note:
1. All Readings below 1GHz are Quasi-Peak, above 1GHz are performed with peak and/or average measurements as necessary.
2. Peak measurements: RBW = 1MHz, VBW = 3 MHz, Sweep: Auto.
3. Average measurements: RBW = 1MHz, VBW = 10 Hz, Sweep: Auto.
4. Measurement Level = Reading Level + Correct Factor.
5. Correct Factor = Antenna factor + Cable loss –Amplifier gain.
6. The average measurement was not performed when the peak measured data under the limit of average detection.
7. The emission levels of other frequencies are very lower than the limit and not show in test report.

Product : Intel® Dual Band Wireless-AC 8265
Test Item : Harmonic Radiated Emission Data
Test Site : No.3 OATS
Test date : 2016.09.13
Test Mode : Mode 2 SISO B: Transmit (802.11n-20BW)_7.2Mbps (2472 MHz)

Frequency MHz	Correct Factor dB	Reading Level dBμV	Measurement Level dBμV/m	Margin dB	Limit dBμV/m
Horizontal Peak Detector:					
4944.000	2.423	48.120	50.543	-23.457	74.000
7416.000	10.458	38.090	48.548	-25.452	74.000
9888.000	10.123	38.690	48.813	-25.187	74.000
Average Detector:					
--					
Vertical Peak Detector:					
4944.000	3.150	48.930	52.080	-21.920	74.000
7416.000	11.231	38.680	49.911	-24.089	74.000
9888.000	11.133	39.520	50.653	-23.347	74.000
Average Detector:					
--					

Note:

1. All Readings below 1GHz are Quasi-Peak, above 1GHz are performed with peak and/or average measurements as necessary.
2. Peak measurements: RBW = 1MHz, VBW = 3 MHz, Sweep: Auto.
3. Average measurements: RBW = 1MHz, VBW = 10 Hz, Sweep: Auto.
4. Measurement Level = Reading Level + Correct Factor.
5. Correct Factor = Antenna factor + Cable loss –Amplifier gain.
6. The average measurement was not performed when the peak measured data under the limit of average detection.
7. The emission levels of other frequencies are very lower than the limit and not show in test report.

Product : Intel® Dual Band Wireless-AC 8265
Test Item : Harmonic Radiated Emission Data
Test Site : No.3 OATS
Test date : 2016.09.13
Test Mode : Mode 2 SISO B: Transmit (802.11n-40BW)_15Mbps (2422MHz)

Frequency MHz	Correct Factor dB	Reading Level dBµV	Measurement Level dBµV/m	Margin dB	Limit dBµV/m
Horizontal					
Peak Detector:					
4844.000	2.280	41.530	43.811	-30.189	74.000
7266.000	9.106	38.320	47.426	-26.574	74.000
9688.000	9.663	38.620	48.283	-25.717	74.000
Average Detector:					
--					
Vertical					
Peak Detector:					
4844.000	2.707	41.030	43.738	-30.262	74.000
7266.000	9.626	39.490	49.116	-24.884	74.000
9688.000	10.284	38.630	48.914	-25.086	74.000
Average Detector:					
--					

Note:
1. All Readings below 1GHz are Quasi-Peak, above 1GHz are performed with peak and/or average measurements as necessary.
2. Peak measurements: RBW = 1MHz, VBW = 3 MHz, Sweep: Auto.
3. Average measurements: RBW = 1MHz, VBW = 10 Hz, Sweep: Auto.
4. Measurement Level = Reading Level + Correct Factor.
5. Correct Factor = Antenna factor + Cable loss –Amplifier gain.
6. The average measurement was not performed when the peak measured data under the limit of average detection.
7. The emission levels of other frequencies are very lower than the limit and not show in test report.

Product	:	Intel® Dual Band Wireless-AC 8265
Test Item	:	Harmonic Radiated Emission Data
Test Site	:	No.3 OATS
Test date	:	2016.09.13
Test Mode	:	Mode 2 SISO B: Transmit (802.11n-40BW)_15Mbps (2442 MHz)

Frequency MHz	Correct Factor dB	Reading Level dBμV	Measurement Level dBμV/m	Margin dB	Limit dBμV/m
Horizontal					
Peak Detector:					
4844.000	2.280	41.210	43.491	-30.509	74.000
7326.000	9.824	39.120	48.943	-25.057	74.000
9768.000	9.698	38.260	47.958	-26.042	74.000
Average Detector:					
--					
Vertical					
Peak Detector:					
4884.000	2.477	41.290	43.767	-30.233	74.000
7326.000	10.446	38.560	49.006	-24.994	74.000
9768.000	10.330	38.630	48.960	-25.040	74.000
Average Detector:					
--					

Note:

1. All Readings below 1GHz are Quasi-Peak, above 1GHz are performed with peak and/or average measurements as necessary.
2. Peak measurements: RBW = 1MHz, VBW = 3 MHz, Sweep: Auto.
3. Average measurements: RBW = 1MHz, VBW = 10 Hz, Sweep: Auto.
4. Measurement Level = Reading Level + Correct Factor.
5. Correct Factor = Antenna factor + Cable loss –Amplifier gain.
6. The average measurement was not performed when the peak measured data under the limit of average detection.
7. The emission levels of other frequencies are very lower than the limit and not show in test report.

Product : Intel® Dual Band Wireless-AC 8265
Test Item : Harmonic Radiated Emission Data
Test Site : No.3 OATS
Test date : 2016.09.13
Test Mode : Mode 2 SISO B: Transmit (802.11n-40BW)_15Mbps (2452 MHz)

Frequency MHz	Correct Factor dB	Reading Level dBμV	Measurement Level dBμV/m	Margin dB	Limit dBμV/m
Horizontal Peak Detector:					
4904.000	2.000	40.810	42.811	-31.189	74.000
7356.000	10.308	38.160	48.468	-25.532	74.000
9808.000	9.850	38.570	48.420	-25.580	74.000
Average Detector:					
--					
Vertical Peak Detector:					
4904.000	2.513	40.380	42.894	-31.106	74.000
7356.000	11.022	38.210	49.232	-24.768	74.000
9808.000	10.512	38.690	49.202	-24.798	74.000
Average Detector:					
--					

Note:
1. All Readings below 1GHz are Quasi-Peak, above 1GHz are performed with peak and/or average measurements as necessary.
2. Peak measurements: RBW = 1MHz, VBW = 3 MHz, Sweep: Auto.
3. Average measurements: RBW = 1MHz, VBW = 10 Hz, Sweep: Auto.
4. Measurement Level = Reading Level + Correct Factor.
5. Correct Factor = Antenna factor + Cable loss –Amplifier gain.
6. The average measurement was not performed when the peak measured data under the limit of average detection.
7. The emission levels of other frequencies are very lower than the limit and not show in test report.

Product	:	Intel® Dual Band Wireless-AC 8265
Test Item	:	Harmonic Radiated Emission Data
Test Site	:	No.3 OATS
Test date	:	2016.09.13
Test Mode	:	Mode 2 SISO B: Transmit (802.11n-40BW)_15Mbps (2457 MHz)

Frequency MHz	Correct Factor dB	Reading Level dBμV	Measurement Level dBμV/m	Margin dB	Limit dBμV/m
Horizontal Peak Detector:					
4914.000	2.073	40.380	42.453	-31.547	74.000
7371.000	10.352	37.920	48.271	-25.729	74.000
9828.000	9.905	39.020	48.925	-25.075	74.000
Average Detector:					
--					
Vertical Peak Detector:					
4914.000	2.630	41.030	43.660	-30.340	74.000
7371.000	11.112	38.210	49.321	-24.679	74.000
9828.000	10.655	38.730	49.384	-24.616	74.000
Average Detector:					
--					

Note:

1. All Readings below 1GHz are Quasi-Peak, above 1GHz are performed with peak and/or average measurements as necessary.
2. Peak measurements: RBW = 1MHz, VBW = 3 MHz, Sweep: Auto.
3. Average measurements: RBW = 1MHz, VBW = 10 Hz, Sweep: Auto.
4. Measurement Level = Reading Level + Correct Factor.
5. Correct Factor = Antenna factor + Cable loss –Amplifier gain.
6. The average measurement was not performed when the peak measured data under the limit of average detection.
7. The emission levels of other frequencies are very lower than the limit and not show in test report.

Product	:	Intel® Dual Band Wireless-AC 8265
Test Item	:	Harmonic Radiated Emission Data
Test Site	:	No.3 OATS
Test date	:	2016.09.13
Test Mode	:	Mode 2 SISO B: Transmit (802.11n-40BW)_15Mbps (2462 MHz)

Frequency MHz	Correct Factor dB	Reading Level dBμV	Measurement Level dBμV/m	Margin dB	Limit dBμV/m
Horizontal					
Peak Detector:					
4924.000	2.191	41.320	43.511	-30.489	74.000
7386.000	10.373	38.190	48.564	-25.436	74.000
9848.000	9.964	39.080	49.044	-24.956	74.000
Average Detector:					
--					
Vertical					
Peak Detector:					
4924.000	2.805	40.710	43.515	-30.485	74.000
7386.000	11.180	38.510	49.690	-24.310	74.000
9848.000	10.801	37.960	48.761	-25.239	74.000
Average Detector:					
--					

Note:

1. All Readings below 1GHz are Quasi-Peak, above 1GHz are performed with peak and/or average measurements as necessary.
2. Peak measurements: RBW = 1MHz, VBW = 3 MHz, Sweep: Auto.
3. Average measurements: RBW = 1MHz, VBW = 10 Hz, Sweep: Auto.
4. Measurement Level = Reading Level + Correct Factor.
5. Correct Factor = Antenna factor + Cable loss –Amplifier gain.
6. The average measurement was not performed when the peak measured data under the limit of average detection.
7. The emission levels of other frequencies are very lower than the limit and not show in test report.

Product	:	Intel® Dual Band Wireless-AC 8265
Test Item	:	Harmonic Radiated Emission Data
Test Site	:	No.3 OATS
Test date	:	2016.09.13
Test Mode	:	Mode 3 MIMO: Transmit (802.11n-20BW)_14.4Mbps (2412MHz)

Frequency MHz	Correct Factor dB	Reading Level dBμV	Measurement Level dBμV/m	Margin dB	Limit dBμV/m
Horizontal					
Peak Detector:					
4824.000	2.428	42.250	44.679	-29.321	74.000
7236.000	9.177	39.120	48.297	-25.703	74.000
9648.000	10.019	39.620	49.640	-24.360	74.000
Average Detector:					
--					
Vertical					
Peak Detector:					
4824.000	2.836	43.210	46.047	-27.953	74.000
7236.000	9.676	38.710	48.386	-25.614	74.000
9648.000	10.556	38.360	48.917	-25.083	74.000
Average Detector:					
--					

Note:

1. All Readings below 1GHz are Quasi-Peak, above 1GHz are performed with peak and/or average measurements as necessary.
2. Peak measurements: RBW = 1MHz, VBW = 3 MHz, Sweep: Auto.
3. Average measurements: RBW = 1MHz, VBW = 10 Hz, Sweep: Auto.
4. Measurement Level = Reading Level + Correct Factor.
5. Correct Factor = Antenna factor + Cable loss –Amplifier gain.
6. The average measurement was not performed when the peak measured data under the limit of average detection.
7. The emission levels of other frequencies are very lower than the limit and not show in test report.

Product	:	Intel® Dual Band Wireless-AC 8265
Test Item	:	Harmonic Radiated Emission Data
Test Site	:	No.3 OATS
Test date	:	2016.09.13
Test Mode	:	Mode 3 MIMO: Transmit (802.11n-20BW)_14.4Mbps (2442 MHz)

Frequency MHz	Correct Factor dB	Reading Level dBμV	Measurement Level dBμV/m	Margin dB	Limit dBμV/m
Horizontal					
Peak Detector:					
4884.000	2.013	44.260	46.272	-27.728	74.000
7326.000	9.824	38.630	48.453	-25.547	74.000
9768.000	9.698	38.540	48.238	-25.762	74.000
Average Detector:					
--					
Vertical					
Peak Detector:					
4844.000	2.707	45.720	48.428	-25.572	74.000
7326.000	10.446	38.160	48.606	-25.394	74.000
9768.000	10.330	38.430	48.760	-25.240	74.000
Average Detector:					
--					

Note:

1. All Readings below 1GHz are Quasi-Peak, above 1GHz are performed with peak and/or average measurements as necessary.
2. Peak measurements: RBW = 1MHz, VBW = 3 MHz, Sweep: Auto.
3. Average measurements: RBW = 1MHz, VBW = 10 Hz, Sweep: Auto.
4. Measurement Level = Reading Level + Correct Factor.
5. Correct Factor = Antenna factor + Cable loss –Amplifier gain.
6. The average measurement was not performed when the peak measured data under the limit of average detection.
7. The emission levels of other frequencies are very lower than the limit and not show in test report.

Product : Intel® Dual Band Wireless-AC 8265
Test Item : Harmonic Radiated Emission Data
Test Site : No.3 OATS
Test date : 2016.09.13
Test Mode : Mode 3 MIMO: Transmit (802.11n-20BW)_14.4Mbps (2462 MHz)

Frequency MHz	Correct Factor dB	Reading Level dBμV	Measurement Level dBμV/m	Margin dB	Limit dBμV/m
Horizontal Peak Detector:					
4924.000	2.191	42.910	45.101	-28.899	74.000
7386.000	10.373	38.120	48.494	-25.506	74.000
9848.000	9.964	38.540	48.504	-25.496	74.000
Average Detector:					
--					
Vertical Peak Detector:					
4924.000	2.805	45.010	47.815	-26.185	74.000
7386.000	11.180	38.520	49.700	-24.300	74.000
9848.000	10.801	38.360	49.161	-24.839	74.000
Average Detector:					
--					

Note:
1. All Readings below 1GHz are Quasi-Peak, above 1GHz are performed with peak and/or average measurements as necessary.
2. Peak measurements: RBW = 1MHz, VBW = 3 MHz, Sweep: Auto.
3. Average measurements: RBW = 1MHz, VBW = 10 Hz, Sweep: Auto.
4. Measurement Level = Reading Level + Correct Factor.
5. Correct Factor = Antenna factor + Cable loss –Amplifier gain.
6. The average measurement was not performed when the peak measured data under the limit of average detection.
7. The emission levels of other frequencies are very lower than the limit and not show in test report.

Product : Intel® Dual Band Wireless-AC 8265
Test Item : Harmonic Radiated Emission Data
Test Site : No.3 OATS
Test date : 2016.09.13
Test Mode : Mode 3 MIMO: Transmit (802.11n-20BW)_14.4Mbps (2467 MHz)

Frequency MHz	Correct Factor dB	Reading Level dBμV	Measurement Level dBμV/m	Margin dB	Limit dBμV/m
Horizontal Peak Detector:					
4934.000	2.307	44.840	47.147	-26.853	74.000
7401.000	10.407	38.580	48.987	-25.013	74.000
9868.000	10.040	38.610	48.650	-25.350	74.000
Average Detector:					
--					
Vertical Peak Detector:					
4934.000	2.977	47.120	50.098	-23.902	74.000
7401.000	11.222	38.510	49.732	-24.268	74.000
9868.000	10.964	38.460	49.424	-24.576	74.000
Average Detector:					
--					

Note:
1. All Readings below 1GHz are Quasi-Peak, above 1GHz are performed with peak and/or average measurements as necessary.
2. Peak measurements: RBW = 1MHz, VBW = 3 MHz, Sweep: Auto.
3. Average measurements: RBW = 1MHz, VBW = 10 Hz, Sweep: Auto.
4. Measurement Level = Reading Level + Correct Factor.
5. Correct Factor = Antenna factor + Cable loss –Amplifier gain.
6. The average measurement was not performed when the peak measured data under the limit of average detection.
7. The emission levels of other frequencies are very lower than the limit and not show in test report.

Product : Intel® Dual Band Wireless-AC 8265
Test Item : Harmonic Radiated Emission Data
Test Site : No.3 OATS
Test date : 2016.09.13
Test Mode : Mode 3 MIMO: Transmit (802.11n-20BW)_14.4Mbps (2472 MHz)

Frequency MHz	Correct Factor dB	Reading Level dBμV	Measurement Level dBμV/m	Margin dB	Limit dBμV/m
Horizontal Peak Detector:					
4944.000	2.423	47.510	49.933	-24.067	74.000
7416.000	10.458	38.260	48.718	-25.282	74.000
9888.000	10.123	38.430	48.553	-25.447	74.000
Average Detector:					
--					
Vertical Peak Detector:					
4944.000	3.150	47.210	50.360	-23.640	74.000
7416.000	11.231	38.610	49.841	-24.159	74.000
9888.000	11.133	39.460	50.593	-23.407	74.000
Average Detector:					
--					

Note:
1. All Readings below 1GHz are Quasi-Peak, above 1GHz are performed with peak and/or average measurements as necessary.
2. Peak measurements: RBW = 1MHz, VBW = 3 MHz, Sweep: Auto.
3. Average measurements: RBW = 1MHz, VBW = 10 Hz, Sweep: Auto.
4. Measurement Level = Reading Level + Correct Factor.
5. Correct Factor = Antenna factor + Cable loss –Amplifier gain.
6. The average measurement was not performed when the peak measured data under the limit of average detection.
7. The emission levels of other frequencies are very lower than the limit and not show in test report.

Product : Intel® Dual Band Wireless-AC 8265
Test Item : Harmonic Radiated Emission Data
Test Site : No.3 OATS
Test date : 2016.09.13
Test Mode : Mode 3 MIMO: Transmit (802.11n-40BW)_30Mbps (2422MHz)

Frequency MHz	Correct Factor dB	Reading Level dBµV	Measurement Level dBµV/m	Margin dB	Limit dBµV/m
Horizontal					
Peak Detector:					
4844.000	2.280	42.170	44.451	-29.549	74.000
7266.000	9.106	38.590	47.696	-26.304	74.000
9688.000	9.663	38.570	48.233	-25.767	74.000
Average Detector:					
--					
Vertical					
Peak Detector:					
4844.000	2.707	41.310	44.018	-29.982	74.000
7266.000	9.626	39.350	48.976	-25.024	74.000
9688.000	10.284	38.320	48.604	-25.396	74.000
Average Detector:					
--					

Note:
1. All Readings below 1GHz are Quasi-Peak, above 1GHz are performed with peak and/or average measurements as necessary.
2. Peak measurements: RBW = 1MHz, VBW = 3 MHz, Sweep: Auto.
3. Average measurements: RBW = 1MHz, VBW = 10 Hz, Sweep: Auto.
4. Measurement Level = Reading Level + Correct Factor.
5. Correct Factor = Antenna factor + Cable loss –Amplifier gain.
6. The average measurement was not performed when the peak measured data under the limit of average detection.
7. The emission levels of other frequencies are very lower than the limit and not show in test report.

Product	:	Intel® Dual Band Wireless-AC 8265
Test Item	:	Harmonic Radiated Emission Data
Test Site	:	No.3 OATS
Test date	:	2016.09.13
Test Mode	:	Mode 3 MIMO: Transmit (802.11n-40BW)_30Mbps (2442 MHz)

Frequency MHz	Correct Factor dB	Reading Level dBμV	Measurement Level dBμV/m	Margin dB	Limit dBμV/m
Horizontal Peak Detector:					
4844.000	2.280	40.810	43.091	-30.909	74.000
7326.000	9.824	38.930	48.753	-25.247	74.000
9768.000	9.698	38.560	48.258	-25.742	74.000
Average Detector:					
--					
Vertical Peak Detector:					
4884.000	2.477	41.960	44.437	-29.563	74.000
7326.000	10.446	38.870	49.316	-24.684	74.000
9768.000	10.330	38.420	48.750	-25.250	74.000
Average Detector:					
--					

Note:

1. All Readings below 1GHz are Quasi-Peak, above 1GHz are performed with peak and/or average measurements as necessary.
2. Peak measurements: RBW = 1MHz, VBW = 3 MHz, Sweep: Auto.
3. Average measurements: RBW = 1MHz, VBW = 10 Hz, Sweep: Auto.
4. Measurement Level = Reading Level + Correct Factor.
5. Correct Factor = Antenna factor + Cable loss –Amplifier gain.
6. The average measurement was not performed when the peak measured data under the limit of average detection.
7. The emission levels of other frequencies are very lower than the limit and not show in test report.

Product : Intel® Dual Band Wireless-AC 8265
Test Item : Harmonic Radiated Emission Data
Test Site : No.3 OATS
Test date : 2016.09.13
Test Mode : Mode 3 MIMO: Transmit (802.11n-40BW)_30Mbps (2452 MHz)

Frequency MHz	Correct Factor dB	Reading Level dBμV	Measurement Level dBμV/m	Margin dB	Limit dBμV/m
Horizontal Peak Detector:					
4904.000	2.000	40.870	42.871	-31.129	74.000
7356.000	10.308	37.980	48.288	-25.712	74.000
9808.000	9.850	38.630	48.480	-25.520	74.000
Average Detector:					
--					
Vertical Peak Detector:					
4904.000	2.513	40.380	42.894	-31.106	74.000
7356.000	11.022	37.970	48.992	-25.008	74.000
9808.000	10.512	38.630	49.142	-24.858	74.000
Average Detector:					
--					

Note:
1. All Readings below 1GHz are Quasi-Peak, above 1GHz are performed with peak and/or average measurements as necessary.
2. Peak measurements: RBW = 1MHz, VBW = 3 MHz, Sweep: Auto.
3. Average measurements: RBW = 1MHz, VBW = 10 Hz, Sweep: Auto.
4. Measurement Level = Reading Level + Correct Factor.
5. Correct Factor = Antenna factor + Cable loss –Amplifier gain.
6. The average measurement was not performed when the peak measured data under the limit of average detection.
7. The emission levels of other frequencies are very lower than the limit and not show in test report.

Product	:	Intel® Dual Band Wireless-AC 8265
Test Item	:	Harmonic Radiated Emission Data
Test Site	:	No.3 OATS
Test date	:	2016.09.13
Test Mode	:	Mode 3 MIMO: Transmit (802.11n-40BW)_30Mbps (2457 MHz)

Frequency MHz	Correct Factor dB	Reading Level dBμV	Measurement Level dBμV/m	Margin dB	Limit dBμV/m
Horizontal Peak Detector:					
4914.000	2.073	40.680	42.753	-31.247	74.000
7371.000	10.352	38.810	49.161	-24.839	74.000
9828.000	9.905	39.270	49.175	-24.825	74.000
Average Detector:					
--					
Vertical Peak Detector:					
4914.000	2.630	40.870	43.500	-30.500	74.000
7371.000	11.112	38.560	49.671	-24.329	74.000
9828.000	10.655	38.490	49.144	-24.856	74.000
Average Detector:					
--					

Note:

1. All Readings below 1GHz are Quasi-Peak, above 1GHz are performed with peak and/or average measurements as necessary.
2. Peak measurements: RBW = 1MHz, VBW = 3 MHz, Sweep: Auto.
3. Average measurements: RBW = 1MHz, VBW = 10 Hz, Sweep: Auto.
4. Measurement Level = Reading Level + Correct Factor.
5. Correct Factor = Antenna factor + Cable loss –Amplifier gain.
6. The average measurement was not performed when the peak measured data under the limit of average detection.
7. The emission levels of other frequencies are very lower than the limit and not show in test report.

Product	:	Intel® Dual Band Wireless-AC 8265
Test Item	:	Harmonic Radiated Emission Data
Test Site	:	No.3 OATS
Test date	:	2016.09.13
Test Mode	:	Mode 3 MIMO: Transmit (802.11n-40BW)_30Mbps (2462 MHz)

Frequency MHz	Correct Factor dB	Reading Level dBμV	Measurement Level dBμV/m	Margin dB	Limit dBμV/m
Horizontal Peak Detector:					
4924.000	2.191	40.670	42.861	-31.139	74.000
7386.000	10.373	38.120	48.494	-25.506	74.000
9848.000	9.964	38.670	48.634	-25.366	74.000
Average Detector:					
--					
Vertical Peak Detector:					
4924.000	2.805	40.720	43.525	-30.475	74.000
7386.000	11.180	38.690	49.870	-24.130	74.000
9848.000	10.801	38.620	49.421	-24.579	74.000
Average Detector:					
--					

Note:

1. All Readings below 1GHz are Quasi-Peak, above 1GHz are performed with peak and/or average measurements as necessary.
2. Peak measurements: RBW = 1MHz, VBW = 3 MHz, Sweep: Auto.
3. Average measurements: RBW = 1MHz, VBW = 10 Hz, Sweep: Auto.
4. Measurement Level = Reading Level + Correct Factor.
5. Correct Factor = Antenna factor + Cable loss –Amplifier gain.
6. The average measurement was not performed when the peak measured data under the limit of average detection.
7. The emission levels of other frequencies are very lower than the limit and not show in test report.

Product : Intel® Dual Band Wireless-AC 8265
Test Item : General Radiated Emission Data
Test Site : No.3 OATS
Test date : 2016.09.12
Test Mode : Mode 1 SISO A: Transmit (802.11b 1Mbps) (2442 MHz)

Frequency MHz	Correct Factor dB	Reading Level dBμV	Measurement Level dBμV/m	Margin dB	Limit dBμV/m
Horizontal					
256.980	-5.424	31.204	25.780	-20.220	46.000
361.740	-0.006	28.118	28.111	-17.889	46.000
472.320	2.932	23.249	26.181	-19.819	46.000
602.300	3.794	24.331	28.125	-17.875	46.000
652.740	1.899	24.379	26.278	-19.722	46.000
856.440	7.114	23.021	30.135	-15.865	46.000
Vertical					
377.260	0.647	27.167	27.814	-18.186	46.000
540.220	2.169	29.286	31.455	-14.545	46.000
691.540	2.092	31.481	33.573	-12.427	46.000
753.620	2.730	32.080	34.810	-11.190	46.000
815.700	2.931	31.366	34.297	-11.703	46.000
963.140	3.581	36.163	39.744	-14.256	54.000

Note:
1. All Readings below 1GHz are Quasi-Peak, above 1GHz are performed with peak and/or average measurements as necessary.
2. Peak measurements: RBW = 1MHz, VBW = 3 MHz, Sweep: Auto.
3. Average measurements: RBW = 1MHz, VBW = 10 Hz, Sweep: Auto.
4. Measurement Level = Reading Level + Correct Factor.
5. Correct Factor = Antenna factor + Cable loss –Amplifier gain.
6. The average measurement was not performed when the peak measured data under the limit of average detection.
7. The emission levels of other frequencies are very lower than the limit and not show in test report.
8. No emission found between lowest internal used/generated frequency to 30MHz.

Product : Intel® Dual Band Wireless-AC 8265
Test Item : General Radiated Emission Data
Test Site : No.3 OATS
Test date : 2016.09.12
Test Mode : Mode 1 SISO A: Transmit (802.11g 6Mbps) (2442 MHz)

Frequency MHz	Correct Factor dB	Reading Level dBμV	Measurement Level dBμV/m	Margin dB	Limit dBμV/m
Horizontal					
241.460	-6.590	31.019	24.429	-21.571	46.000
348.160	-1.320	30.053	28.733	-17.267	46.000
460.680	4.030	23.960	27.990	-18.010	46.000
577.080	3.221	25.320	28.541	-17.459	46.000
757.500	5.107	22.607	27.714	-18.286	46.000
854.500	7.380	24.063	31.443	-14.557	46.000
Vertical					
109.540	-3.507	32.018	28.510	-14.990	43.500
381.140	0.816	29.080	29.896	-16.104	46.000
538.280	1.996	27.859	29.855	-16.145	46.000
693.480	1.748	31.925	33.673	-12.327	46.000
804.060	3.371	31.480	34.851	-11.149	46.000
961.200	3.310	34.812	38.122	-15.878	54.000

Note:

1. All Readings below 1GHz are Quasi-Peak, above 1GHz are performed with peak and/or average measurements as necessary.
2. Peak measurements: RBW = 1MHz, VBW = 3 MHz, Sweep: Auto.
3. Average measurements: RBW = 1MHz, VBW = 10 Hz, Sweep: Auto.
4. Measurement Level = Reading Level + Correct Factor.
5. Correct Factor = Antenna factor + Cable loss –Amplifier gain.
6. The average measurement was not performed when the peak measured data under the limit of average detection.
7. The emission levels of other frequencies are very lower than the limit and not show in test report.
8. No emission found between lowest internal used/generated frequency to 30MHz.

Product : Intel® Dual Band Wireless-AC 8265
Test Item : General Radiated Emission Data
Test Site : No.3 OATS
Test date : 2016.09.12
Test Mode : Mode 1 SISO A: Transmit (802.11n-20BW)_7.2Mbps (2442 MHz)

Frequency MHz	Correct Factor dB	Reading Level dBμV	Measurement Level dBμV/m	Margin dB	Limit dBμV/m
Horizontal					
357.860	-0.719	27.929	27.210	-18.790	46.000
460.680	4.030	27.960	31.990	-14.010	46.000
592.600	3.437	25.304	28.741	-17.259	46.000
743.920	3.898	25.942	29.840	-16.160	46.000
848.680	6.579	24.567	31.146	-14.854	46.000
951.500	6.993	25.056	32.049	-13.951	46.000
Vertical					
99.840	-6.063	36.427	30.364	-13.136	43.500
390.840	-0.768	29.491	28.723	-17.277	46.000
540.220	2.169	28.288	30.457	-15.543	46.000
691.540	2.092	31.004	33.096	-12.904	46.000
823.460	3.081	32.094	35.175	-10.825	46.000
961.200	3.310	35.712	39.022	-14.978	54.000

Note:
1. All Readings below 1GHz are Quasi-Peak, above 1GHz are performed with peak and/or average measurements as necessary.
2. Peak measurements: RBW = 1MHz, VBW = 3 MHz, Sweep: Auto.
3. Average measurements: RBW = 1MHz, VBW = 10 Hz, Sweep: Auto.
4. Measurement Level = Reading Level + Correct Factor.
5. Correct Factor = Antenna factor + Cable loss –Amplifier gain.
6. The average measurement was not performed when the peak measured data under the limit of average detection.
7. The emission levels of other frequencies are very lower than the limit and not show in test report.
8. No emission found between lowest internal used/generated frequency to 30MHz.

Product : Intel® Dual Band Wireless-AC 8265
Test Item : General Radiated Emission Data
Test Site : No.3 OATS
Test date : 2016.09.12
Test Mode : Mode 1 SISO A: Transmit (802.11n-40BW)_15Mbps (2442 MHz)

Frequency MHz	Correct Factor dB	Reading Level dBμV	Measurement Level dBμV/m	Margin dB	Limit dBμV/m
Horizontal					
249.220	-6.216	31.415	25.199	-20.801	46.000
346.220	-1.347	32.141	30.794	-15.206	46.000
460.680	4.030	21.360	25.390	-20.610	46.000
580.960	3.466	26.711	30.177	-15.823	46.000
691.540	3.722	25.504	29.226	-16.774	46.000
854.500	7.380	23.615	30.995	-15.005	46.000
Vertical					
99.840	-6.063	35.127	29.064	-14.436	43.500
377.260	0.647	28.515	29.162	-16.838	46.000
538.280	1.996	28.659	30.655	-15.345	46.000
699.300	-0.024	31.195	31.171	-14.829	46.000
807.940	3.361	30.014	33.375	-12.625	46.000
961.200	3.310	37.112	40.422	-13.578	54.000

Note:

1. All Readings below 1GHz are Quasi-Peak, above 1GHz are performed with peak and/or average measurements as necessary.
2. Peak measurements: RBW = 1MHz, VBW = 3 MHz, Sweep: Auto.
3. Average measurements: RBW = 1MHz, VBW = 10 Hz, Sweep: Auto.
4. Measurement Level = Reading Level + Correct Factor.
5. Correct Factor = Antenna factor + Cable loss –Amplifier gain.
6. The average measurement was not performed when the peak measured data under the limit of average detection.
7. The emission levels of other frequencies are very lower than the limit and not show in test report.
8. No emission found between lowest internal used/generated frequency to 30MHz.

Product : Intel® Dual Band Wireless-AC 8265
Test Item : General Radiated Emission Data
Test Site : No.3 OATS
Test date : 2016.09.12
Test Mode : Mode 2 SISO B: Transmit (802.11b 1Mbps) (2442 MHz)

Frequency MHz	Correct Factor dB	Reading Level dBμV	Measurement Level dBμV/m	Margin dB	Limit dBμV/m
Horizontal					
260.860	-5.460	30.641	25.181	-20.819	46.000
363.680	0.189	26.956	27.145	-18.855	46.000
476.200	1.988	24.938	26.926	-19.074	46.000
602.300	3.794	24.071	27.865	-18.135	46.000
660.500	1.889	24.968	26.857	-19.143	46.000
854.500	7.380	23.615	30.995	-15.005	46.000
Vertical					
377.260	0.647	26.315	26.962	-19.038	46.000
540.220	2.169	29.188	31.357	-14.643	46.000
691.540	2.092	31.504	33.596	-12.404	46.000
749.740	2.023	32.017	34.040	-11.960	46.000
806.000	3.686	30.942	34.628	-11.372	46.000
967.020	3.889	34.848	38.737	-15.263	54.000

Note:

1. All Readings below 1GHz are Quasi-Peak, above 1GHz are performed with peak and/or average measurements as necessary.
2. Peak measurements: RBW = 1MHz, VBW = 3 MHz, Sweep: Auto.
3. Average measurements: RBW = 1MHz, VBW = 10 Hz, Sweep: Auto.
4. Measurement Level = Reading Level + Correct Factor.
5. Correct Factor = Antenna factor + Cable loss –Amplifier gain.
6. The average measurement was not performed when the peak measured data under the limit of average detection.
7. The emission levels of other frequencies are very lower than the limit and not show in test report.
8. No emission found between lowest internal used/generated frequency to 30MHz.

Product : Intel® Dual Band Wireless-AC 8265
Test Item : General Radiated Emission Data
Test Site : No.3 OATS
Test date : 2016.09.12
Test Mode : Mode 2 SISO B: Transmit (802.11g 6Mbps) (2442 MHz)

Frequency MHz	Correct Factor dB	Reading Level dBμV	Measurement Level dBμV/m	Margin dB	Limit dBμV/m
Horizontal					
241.460	-6.590	30.319	23.729	-22.271	46.000
348.160	-1.320	29.653	28.333	-17.667	46.000
460.680	4.030	23.860	27.890	-18.110	46.000
580.960	3.466	25.111	28.577	-17.423	46.000
757.500	5.107	22.677	27.784	-18.216	46.000
852.560	7.106	23.661	30.767	-15.233	46.000
Vertical					
111.480	-3.439	31.557	28.119	-15.381	43.500
377.260	0.647	28.915	29.562	-16.438	46.000
536.340	1.609	26.901	28.510	-17.490	46.000
691.540	2.092	30.504	32.596	-13.404	46.000
806.000	3.686	30.242	33.928	-12.072	46.000
967.020	3.889	33.748	37.637	-16.363	54.000

Note:
1. All Readings below 1GHz are Quasi-Peak, above 1GHz are performed with peak and/or average measurements as necessary.
2. Peak measurements: RBW = 1MHz, VBW = 3 MHz, Sweep: Auto.
3. Average measurements: RBW = 1MHz, VBW = 10 Hz, Sweep: Auto.
4. Measurement Level = Reading Level + Correct Factor.
5. Correct Factor = Antenna factor + Cable loss –Amplifier gain.
6. The average measurement was not performed when the peak measured data under the limit of average detection.
7. The emission levels of other frequencies are very lower than the limit and not show in test report.
8. No emission found between lowest internal used/generated frequency to 30MHz.

Product : Intel® Dual Band Wireless-AC 8265
Test Item : General Radiated Emission Data
Test Site : No.3 OATS
Test date : 2016.09.12
Test Mode : Mode 2 SISO B: Transmit (802.11n-20BW)_7.2Mbps (2442 MHz)

Frequency MHz	Correct Factor dB	Reading Level dBμV	Measurement Level dBμV/m	Margin dB	Limit dBμV/m
Horizontal					
357.860	-0.719	28.129	27.410	-18.590	46.000
460.680	4.030	26.460	30.490	-15.510	46.000
596.480	3.587	24.336	27.923	-18.077	46.000
740.040	3.710	24.353	28.063	-17.937	46.000
850.620	6.773	23.990	30.763	-15.237	46.000
947.620	6.971	24.063	31.034	-14.966	46.000
Vertical					
99.840	-6.063	35.827	29.764	-13.736	43.500
392.780	-1.210	30.208	28.998	-17.002	46.000
540.220	2.169	27.988	30.157	-15.843	46.000
691.540	2.092	31.204	33.296	-12.704	46.000
813.760	2.886	31.284	34.170	-11.830	46.000
970.900	2.967	35.211	38.178	-15.822	54.000

Note:
1. All Readings below 1GHz are Quasi-Peak, above 1GHz are performed with peak and/or average measurements as necessary.
2. Peak measurements: RBW = 1MHz, VBW = 3 MHz, Sweep: Auto.
3. Average measurements: RBW = 1MHz, VBW = 10 Hz, Sweep: Auto.
4. Measurement Level = Reading Level + Correct Factor.
5. Correct Factor = Antenna factor + Cable loss –Amplifier gain.
6. The average measurement was not performed when the peak measured data under the limit of average detection.
7. The emission levels of other frequencies are very lower than the limit and not show in test report.
8. No emission found between lowest internal used/generated frequency to 30MHz.

Product : Intel® Dual Band Wireless-AC 8265
Test Item : General Radiated Emission Data
Test Site : No.3 OATS
Test date : 2016.09.12
Test Mode : Mode 2 SISO B: Transmit (802.11n-40BW)_15Mbps (2442 MHz)

Frequency MHz	Correct Factor dB	Reading Level dBμV	Measurement Level dBμV/m	Margin dB	Limit dBμV/m
Horizontal					
249.220	-6.216	31.915	25.699	-20.301	46.000
344.280	-1.814	30.924	29.110	-16.890	46.000
460.680	4.030	21.860	25.890	-20.110	46.000
580.960	3.466	26.411	29.877	-16.123	46.000
691.540	3.722	24.904	28.626	-17.374	46.000
854.500	7.380	23.615	30.995	-15.005	46.000
Vertical					
99.840	-6.063	34.227	28.164	-15.336	43.500
377.260	0.647	27.615	28.262	-17.738	46.000
542.160	1.855	27.684	29.539	-16.461	46.000
695.420	1.352	28.972	30.324	-15.676	46.000
813.760	2.886	29.384	32.270	-13.730	46.000
967.020	3.889	35.148	39.037	-14.963	54.000

Note:
1. All Readings below 1GHz are Quasi-Peak, above 1GHz are performed with peak and/or average measurements as necessary.
2. Peak measurements: RBW = 1MHz, VBW = 3 MHz, Sweep: Auto.
3. Average measurements: RBW = 1MHz, VBW = 10 Hz, Sweep: Auto.
4. Measurement Level = Reading Level + Correct Factor.
5. Correct Factor = Antenna factor + Cable loss –Amplifier gain.
6. The average measurement was not performed when the peak measured data under the limit of average detection.
7. The emission levels of other frequencies are very lower than the limit and not show in test report.
8. No emission found between lowest internal used/generated frequency to 30MHz.

Product : Intel® Dual Band Wireless-AC 8265
Test Item : General Radiated Emission Data
Test Site : No.3 OATS
Test date : 2016.09.12
Test Mode : Mode 3 MIMO: Transmit (802.11n-20BW)_14.4Mbps (2442 MHz)

Frequency MHz	Correct Factor dB	Reading Level dBμV	Measurement Level dBμV/m	Margin dB	Limit dBμV/m
Horizontal					
357.860	-0.719	27.729	27.010	-18.990	46.000
460.680	4.030	27.050	31.080	-14.920	46.000
580.960	3.466	25.111	28.577	-17.423	46.000
740.040	3.710	24.353	28.063	-17.937	46.000
854.500	7.380	23.615	30.995	-15.005	46.000
945.680	6.910	24.450	31.360	-14.640	46.000
Vertical					
99.840	-6.063	36.327	30.264	-13.236	43.500
377.260	0.647	27.515	28.162	-17.838	46.000
528.580	1.164	28.977	30.141	-15.859	46.000
691.540	2.092	30.004	32.096	-13.904	46.000
833.160	1.716	33.469	35.185	-10.815	46.000
967.020	3.889	35.048	38.937	-15.063	54.000

Note:
1. All Readings below 1GHz are Quasi-Peak, above 1GHz are performed with peak and/or average measurements as necessary.
2. Peak measurements: RBW = 1MHz, VBW = 3 MHz, Sweep: Auto.
3. Average measurements: RBW = 1MHz, VBW = 10 Hz, Sweep: Auto.
4. Measurement Level = Reading Level + Correct Factor.
5. Correct Factor = Antenna factor + Cable loss –Amplifier gain.
6. The average measurement was not performed when the peak measured data under the limit of average detection.
7. The emission levels of other frequencies are very lower than the limit and not show in test report.
8. No emission found between lowest internal used/generated frequency to 30MHz.

Product : Intel® Dual Band Wireless-AC 8265
Test Item : General Radiated Emission Data
Test Site : No.3 OATS
Test date : 2016.09.12
Test Mode : Mode 3 MIMO: Transmit (802.11n-40BW)_30Mbps (2442 MHz)

Frequency MHz	Correct Factor dB	Reading Level dBμV	Measurement Level dBμV/m	Margin dB	Limit dBμV/m
Horizontal					
260.860	-5.460	30.541	25.081	-20.919	46.000
344.280	-1.814	32.124	30.310	-15.690	46.000
460.680	4.030	21.450	25.480	-20.520	46.000
580.960	3.466	25.711	29.177	-16.823	46.000
691.540	3.722	24.604	28.326	-17.674	46.000
864.200	6.329	24.016	30.345	-15.655	46.000
Vertical					
105.660	-4.576	33.586	29.009	-14.491	43.500
377.260	0.647	28.015	28.662	-17.338	46.000
534.400	1.272	29.636	30.908	-15.092	46.000
691.540	2.092	29.204	31.296	-14.704	46.000
813.760	2.886	29.384	32.270	-13.730	46.000
967.020	3.889	35.148	39.037	-14.963	54.000

Note:
1. All Readings below 1GHz are Quasi-Peak, above 1GHz are performed with peak and/or average measurements as necessary.
2. Peak measurements: RBW = 1MHz, VBW = 3 MHz, Sweep: Auto.
3. Average measurements: RBW = 1MHz, VBW = 10 Hz, Sweep: Auto.
4. Measurement Level = Reading Level + Correct Factor.
5. Correct Factor = Antenna factor + Cable loss –Amplifier gain.
6. The average measurement was not performed when the peak measured data under the limit of average detection.
7. The emission levels of other frequencies are very lower than the limit and not show in test report.
8. No emission found between lowest internal used/generated frequency to 30MHz.

5. Band Edge

5.1. Test Setup

RF Conducted Measurement

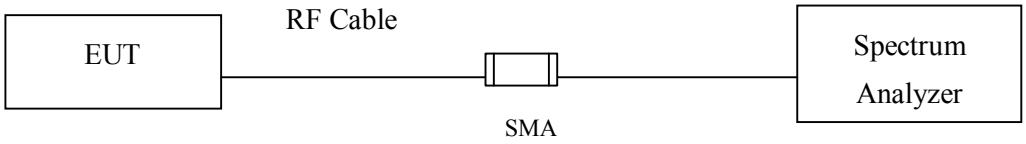

RF Radiated Measurement:

Above 1GHz

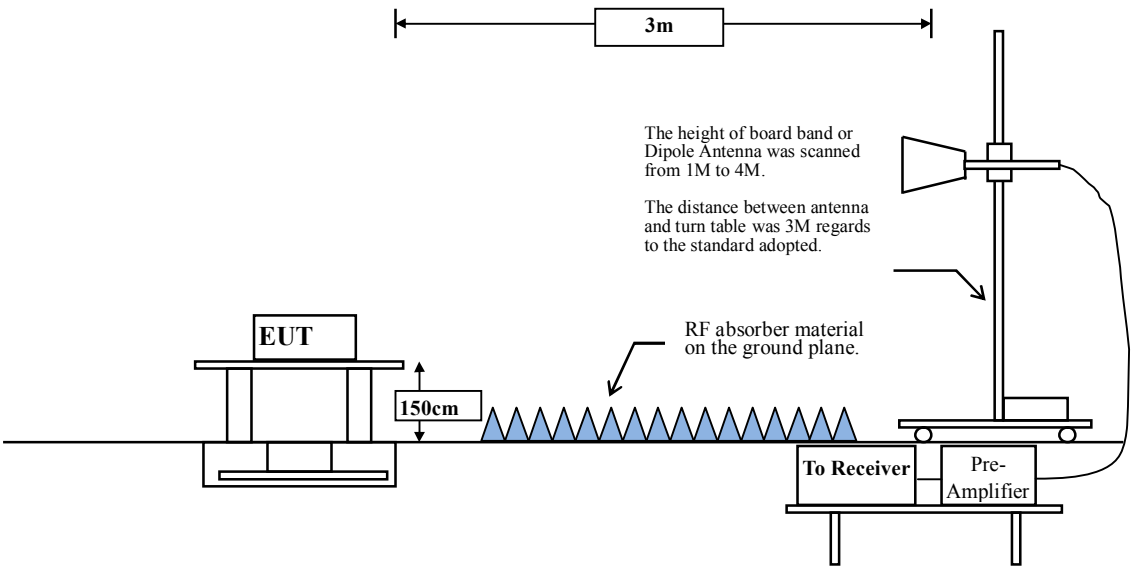

5.2. Limits

Emissions radiated outside of the specified frequency bands, except for harmonics, shall be attenuated by at least 20dB below the level of the fundamental or to the general radiated emission limits in paragraph 15.209, whichever is the lesser attenuation.

5.3. Test Procedure

The EUT was setup according to ANSI C63.10, 2013 and tested according to DTS test procedure of KDB558074 for compliance to FCC 47CFR 15.247 requirements.
The EUT is placed on a turn table which is 1.5 meter above ground. The turn table is rotated 360 degrees to determine the position of the maximum emission level. The EUT was positioned such that the distance from antenna to the EUT was 3 meters.
The antenna is scanned from 1 meter to 4 meters to find out the maximum emission level. This is repeated for both horizontal and vertical polarization of the antenna. In order to find the maximum emission, all of the interface cables were manipulated according to ANSI C63.10:2013 on radiated measurement.

5.4. Uncertainty

± 3.9 dB above 1GHz
± 3.8 dB below 1GHz

5.5. Test Result of Band Edge

Product : Intel® Dual Band Wireless-AC 8265
Test Item : Band Edge
Test Site : No.3 OATS
Test date : 2016.09.10
Test Mode : Mode 1 SISO A: Transmit (802.11b 1Mbps) (2412MHz)

RF Radiated Measurement (Horizontal):

Channel No.	Frequency (MHz)	Correct Factor (dB)	Reading Level (dBμV)	Emission Level (dBμV/m)	Peak Limit (dBμV/m)	Average Limit (dBμV/m)	Result
01 (Peak)	2387.681	6.464	48.672	55.137	74.00	54.00	Pass
01 (Peak)	2390.000	6.474	46.860	53.335	74.00	54.00	Pass
01 (Peak)	2396.812	6.510	56.869	63.378	--	--	--
01 (Peak)	2400.000	6.528	54.606	61.134	--	--	--
01 (Peak)	2413.913	6.616	94.158	100.774	--	--	--
01 (Average)	2390.000	6.474	34.193	40.668	74.00	54.00	Pass
01 (Average)	2397.246	6.512	50.735	57.247	--	--	--
01 (Average)	2400.000	6.528	48.562	55.090	--	--	--
01 (Average)	2414.783	6.623	90.150	96.773	--	--	--

Figure Channel 01: Horizontal (Peak)

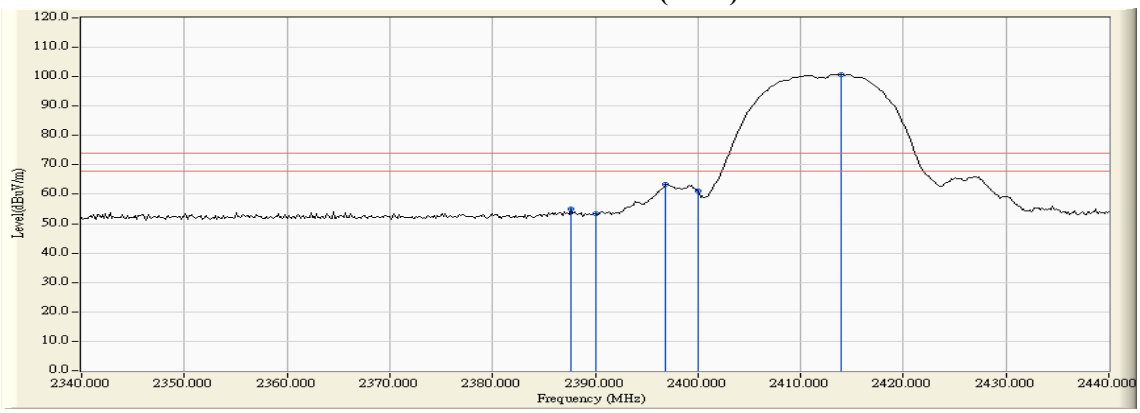

Figure Channel 01: Horizontal (Average)

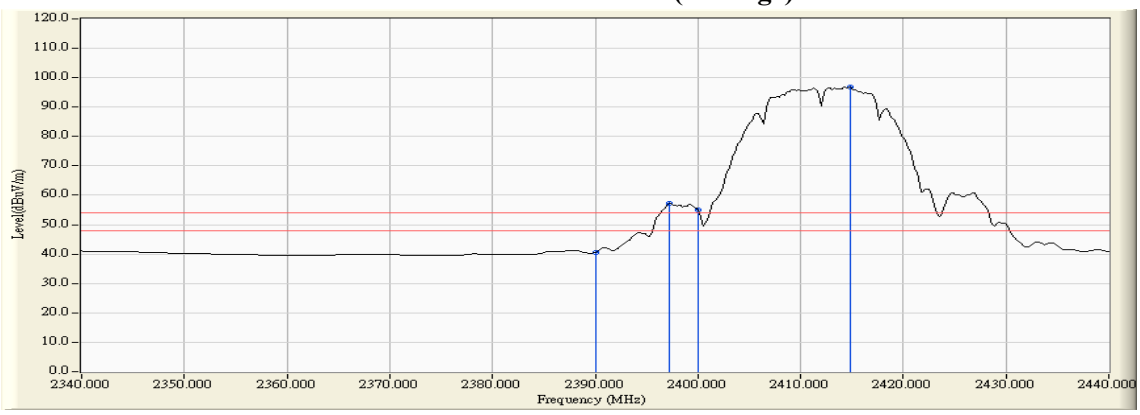

Note:
1. All readings above 1GHz are performed with peak and/or average measurements as necessary.
2. Peak measurements: RBW = 1MHz, VBW = 3 MHz, Sweep: Auto.
3. Average measurements: RBW = 1MHz, VBW = 10 Hz, Sweep: Auto.
4. " * ", means this data is the worst emission level.
5. Measurement Level = Reading Level + Correct Factor.
6. The average measurement was not performed when the peak measured data under the limit of average detection.

Product : Intel® Dual Band Wireless-AC 8265
Test Item : Band Edge
Test Site : No.3 OATS
Test date : 2016.09.10
Test Mode : Mode 1 SISO A: Transmit (802.11b 1Mbps) (2412MHz)

RF Radiated Measurement (Vertical):

Channel No.	Frequency (MHz)	Correct Factor (dB)	Reading Level (dBμV)	Emission Level (dBμV/m)	Peak Limit (dBμV/m)	Average Limit (dBμV/m)	Result
01 (Peak)	2386.087	5.897	51.213	57.110	74.00	54.00	Pass
01 (Peak)	2390.000	5.880	48.686	54.567	74.00	54.00	Pass
01 (Peak)	2396.812	5.872	65.437	71.308	--	--	--
01 (Peak)	2400.000	5.879	63.189	69.068	--	--	--
01 (Peak)	2413.623	5.924	104.782	110.706	--	--	--
01 (Average)	2388.261	5.888	41.479	47.367	74.00	54.00	Pass
01 (Average)	2390.000	5.880	36.791	42.672	74.00	54.00	Pass
01 (Average)	2397.246	5.872	60.173	66.045	--	--	--
01 (Average)	2400.000	5.879	56.998	62.877	--	--	--
01 (Average)	2414.783	5.931	100.541	106.472	--	--	--

Figure Channel 01: Vertical (Peak)

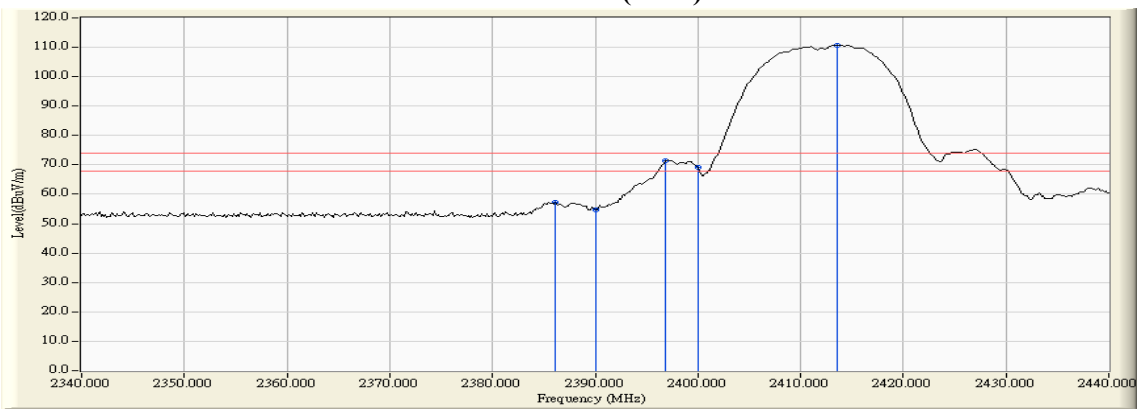

Figure Channel 01: Vertical (Average)

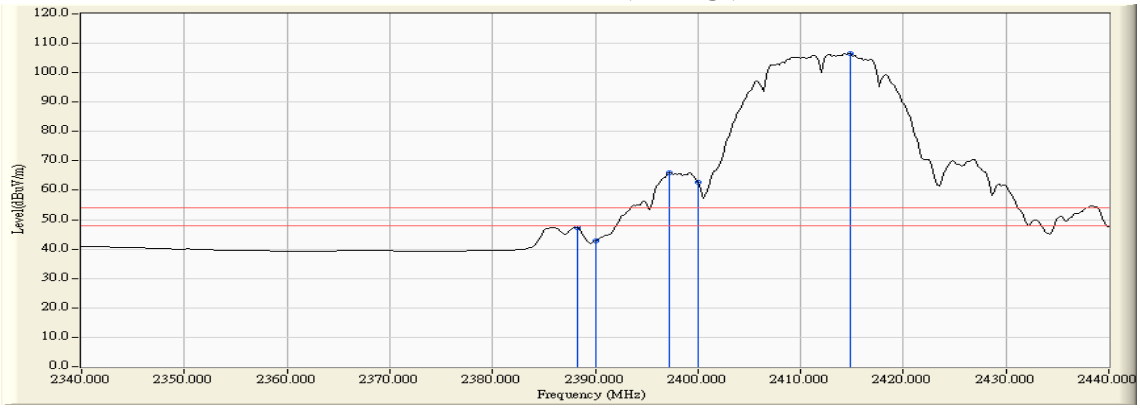

Note:
1. All readings above 1GHz are performed with peak and/or average measurements as necessary.
2. Peak measurements: RBW = 1MHz, VBW = 3 MHz, Sweep: Auto.
3. Average measurements: RBW = 1MHz, VBW = 10 Hz, Sweep: Auto.
4. " * ", means this data is the worst emission level.
5. Measurement Level = Reading Level + Correct Factor.
6. The average measurement was not performed when the peak measured data under the limit of average detection.

Product : Intel® Dual Band Wireless-AC 8265
Test Item : Band Edge
Test Site : No.3 OATS
Test date : 2016.09.10
Test Mode : Mode 1 SISO A: Transmit (802.11b 1Mbps) (2462MHz)

F Radiated Measurement (Horizontal):

Channel No.	Frequency (MHz)	Correct Factor (dB)	Reading Level (dBμV)	Emission Level (dBμV/m)	Peak Limit (dBμV/m)	Average Limit (dBμV/m)	Result
11 (Peak)	2460.891	6.951	93.677	100.628	--	--	--
11 (Peak)	2483.500	7.110	48.026	55.136	74.00	54.00	Pass
11 (Average)	2461.181	6.953	89.582	96.535	--	--	--
11 (Average)	2483.500	7.110	37.094	44.204	74.00	54.00	Pass

Figure Channel 11: Horizontal (Peak)

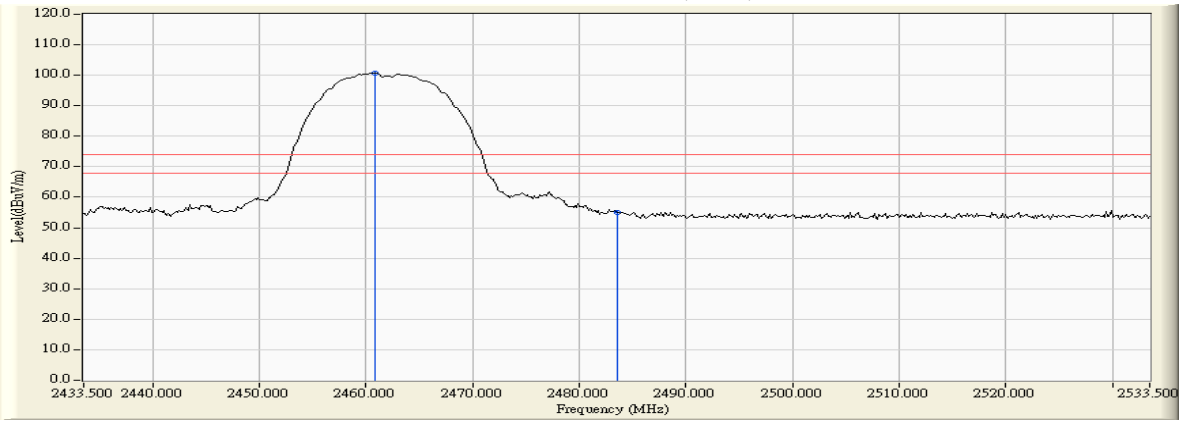

Figure Channel 11: Horizontal (Average)

Note:

1. All readings above 1GHz are performed with peak and/or average measurements as necessary.
2. Peak measurements: RBW = 1MHz, VBW = 3 MHz, Sweep: Auto.
3. Average measurements: RBW = 1MHz, VBW = 10 Hz, Sweep: Auto.
4. " * ", means this data is the worst emission level.
5. Measurement Level = Reading Level + Correct Factor.
6. The average measurement was not performed when the peak measured data under the limit of average detection.

Product : Intel® Dual Band Wireless-AC 8265
Test Item : Band Edge
Test Site : No.3 OATS
Test date : 2016.09.10
Test Mode : Mode 1 SISO A: Transmit (802.11b 1Mbps) (2462MHz)

RF Radiated Measurement (Vertical):

Channel No.	Frequency (MHz)	Correct Factor (dB)	Reading Level (dBμV)	Emission Level (dBμV/m)	Peak Limit (dBμV/m)	Average Limit (dBμV/m)	Result
11 (Peak)	2460.891	6.223	105.201	111.423	--	--	--
11 (Peak)	2483.500	6.363	52.548	58.911	74.00	54.00	Pass
11 (Average)	2461.181	6.224	100.918	107.142	--	--	--
11 (Average)	2483.500	6.363	45.821	52.184	74.00	54.00	Pass

Figure Channel 11: Vertical (Peak)

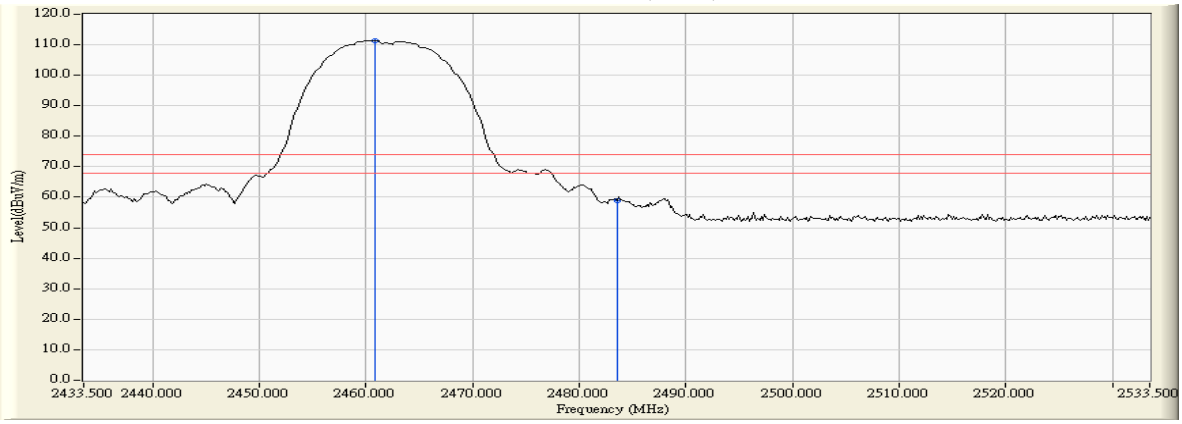

Figure Channel 11: Vertical (Average)

Note:
1. All readings above 1GHz are performed with peak and/or average measurements as necessary.
2. Peak measurements: RBW = 1MHz, VBW = 3 MHz, Sweep: Auto.
3. Average measurements: RBW = 1MHz, VBW = 10 Hz, Sweep: Auto.
4. " * ", means this data is the worst emission level.
5. Measurement Level = Reading Level + Correct Factor.
6. The average measurement was not performed when the peak measured data under the limit of average detection.

Product : Intel® Dual Band Wireless-AC 8265
Test Item : Band Edge
Test Site : No.3 OATS
Test date : 2016.09.10
Test Mode : Mode 1 SISO A: Transmit (802.11b 1Mbps) (2467MHz)

F Radiated Measurement (Horizontal):

Channel No.	Frequency (MHz)	Correct Factor (dB)	Reading Level (dBμV)	Emission Level (dBμV/m)	Peak Limit (dBμV/m)	Average Limit (dBμV/m)	Result
12 (Peak)	2465.529	6.983	89.514	96.497	--	--	--
12 (Peak)	2483.500	7.110	49.200	56.310	74.00	54.00	Pass
12 (Average)	2464.225	6.974	85.594	92.568	--	--	--
12 (Average)	2483.500	7.110	36.239	43.349	74.00	54.00	Pass

Figure Channel 12: Horizontal (Peak)

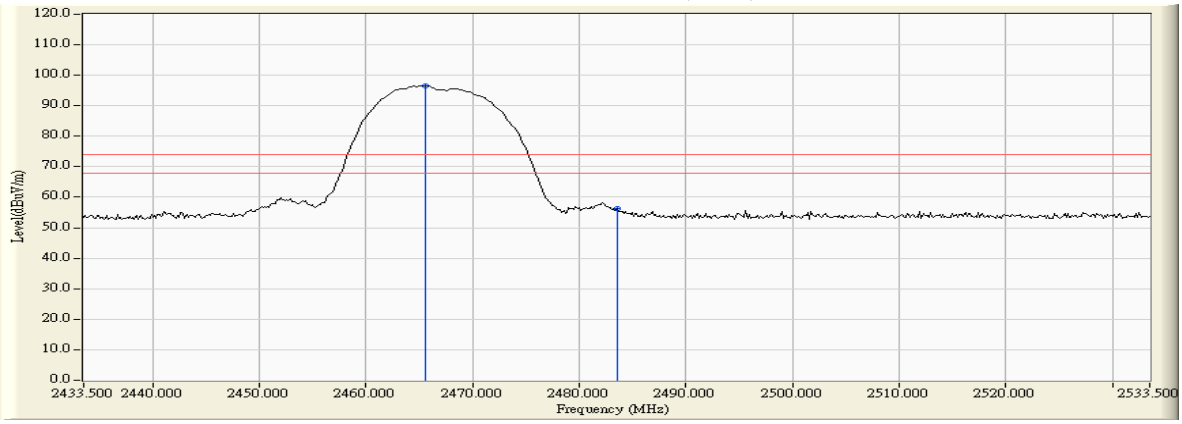

Figure Channel 12: Horizontal (Average)

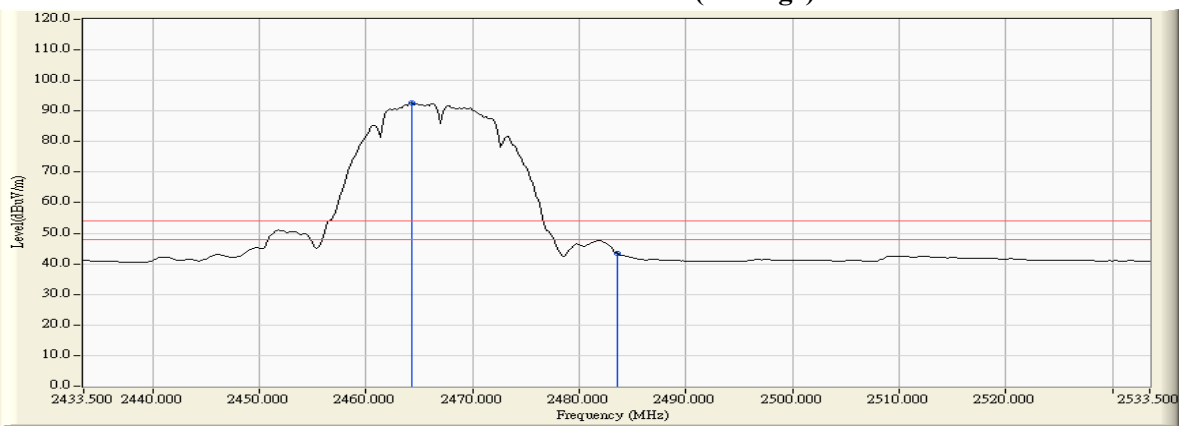

Note:

1. All readings above 1GHz are performed with peak and/or average measurements as necessary.
2. Peak measurements: RBW = 1MHz, VBW = 3 MHz, Sweep: Auto.
3. Average measurements: RBW = 1MHz, VBW = 10 Hz, Sweep: Auto.
4. " * ", means this data is the worst emission level.
5. Measurement Level = Reading Level + Correct Factor.
6. The average measurement was not performed when the peak measured data under the limit of average detection.

Product : Intel® Dual Band Wireless-AC 8265
Test Item : Band Edge
Test Site : No.3 OATS
Test date : 2016.09.10
Test Mode : Mode 1 SISO A: Transmit (802.11b 1Mbps) (2467MHz)

RF Radiated Measurement (Vertical):

Channel No.	Frequency (MHz)	Correct Factor (dB)	Reading Level (dBμV)	Emission Level (dBμV/m)	Peak Limit (dBμV/m)	Average Limit (dBμV/m)	Result
12 (Peak)	2465.529	6.251	100.012	106.263	--	--	--
12 (Peak)	2483.500	6.363	54.188	60.551	74.00	54.00	Pass
12 (Average)	2464.225	6.244	95.926	102.169	--	--	--
12 (Average)	2483.500	6.363	43.657	50.020	74.00	54.00	Pass

Figure Channel 12: Vertical (Peak)

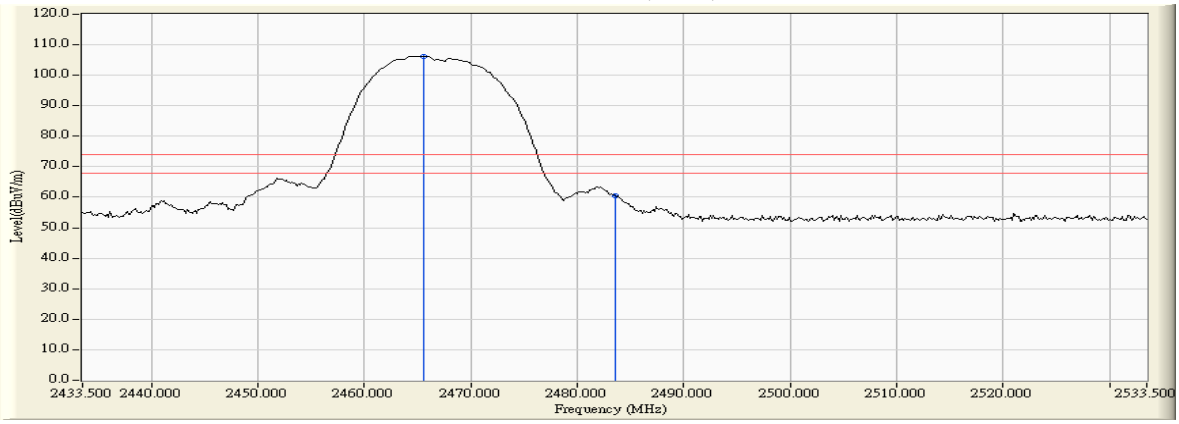

Figure Channel 12: Vertical (Average)

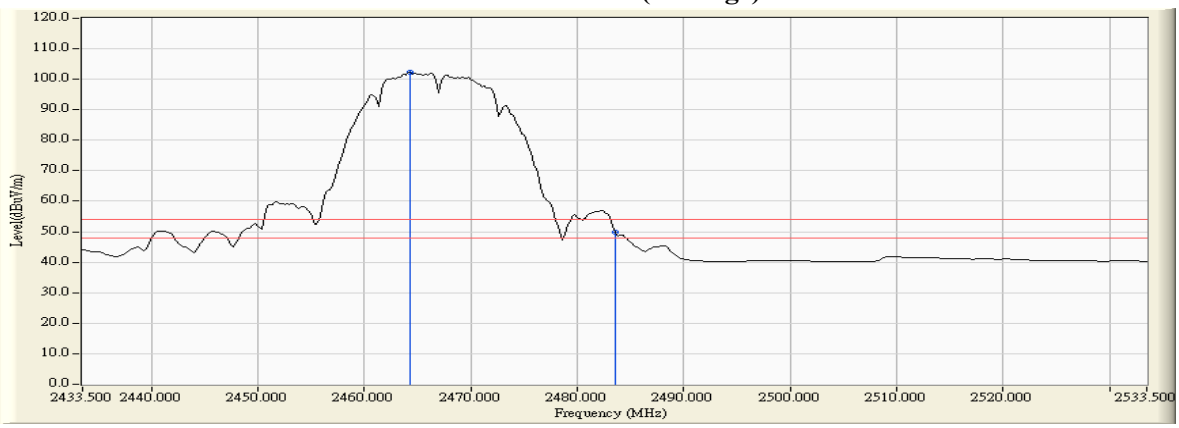

Note:
1. All readings above 1GHz are performed with peak and/or average measurements as necessary.
2. Peak measurements: RBW = 1MHz, VBW = 3 MHz, Sweep: Auto.
3. Average measurements: RBW = 1MHz, VBW = 10 Hz, Sweep: Auto.
4. " * ", means this data is the worst emission level.
5. Measurement Level = Reading Level + Correct Factor.
6. The average measurement was not performed when the peak measured data under the limit of average detection.

Product : Intel® Dual Band Wireless-AC 8265
Test Item : Band Edge
Test Site : No.3 OATS
Test date : 2016.09.10
Test Mode : Mode 1 SISO A: Transmit (802.11b 1Mbps) (2472MHz)

F Radiated Measurement (Horizontal):

Channel No.	Frequency (MHz)	Correct Factor (dB)	Reading Level (dBμV)	Emission Level (dBμV/m)	Peak Limit (dBμV/m)	Average Limit (dBμV/m)	Result
13 (Peak)	2470.457	7.018	82.121	89.139	--	--	--
13 (Peak)	2483.500	7.110	47.739	54.849	74.00	54.00	Pass
13 (Average)	2469.297	7.009	78.241	85.251	--	--	--
13 (Average)	2483.500	7.110	34.346	41.456	74.00	54.00	Pass

Figure Channel 13: Horizontal (Peak)

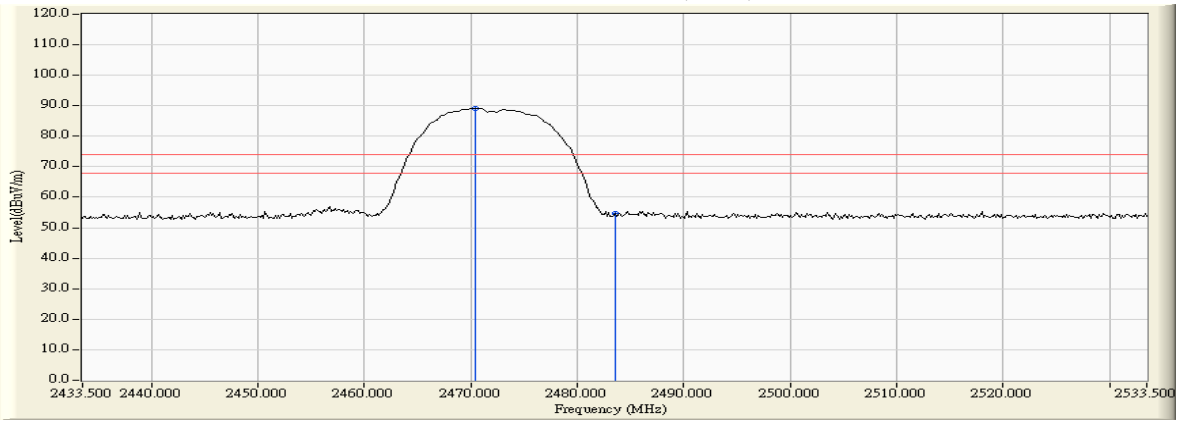

Figure Channel 13: Horizontal (Average)

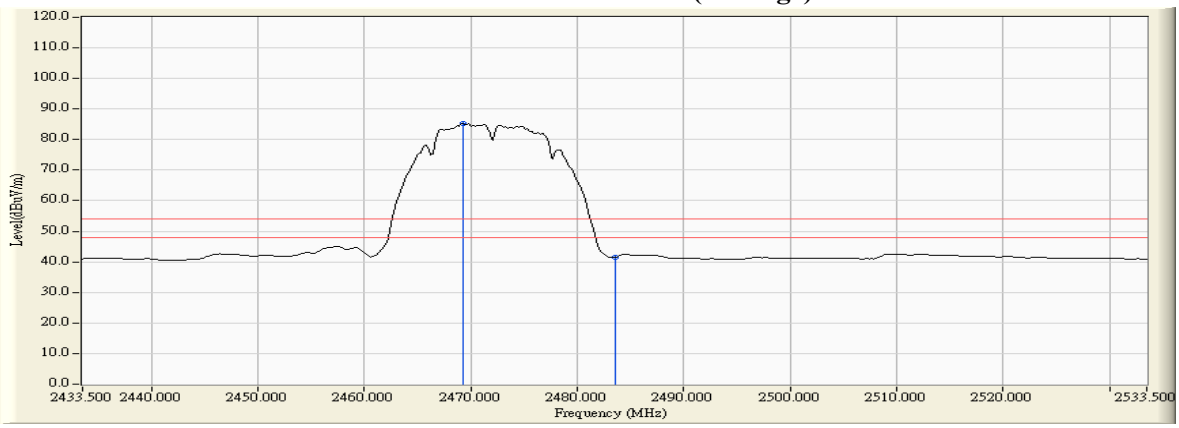

Note:

1. All readings above 1GHz are performed with peak and/or average measurements as necessary.
2. Peak measurements: RBW = 1MHz, VBW = 3 MHz, Sweep: Auto.
3. Average measurements: RBW = 1MHz, VBW = 10 Hz, Sweep: Auto.
4. " * ", means this data is the worst emission level.
5. Measurement Level = Reading Level + Correct Factor.
6. The average measurement was not performed when the peak measured data under the limit of average detection.

Product : Intel® Dual Band Wireless-AC 8265
Test Item : Band Edge
Test Site : No.3 OATS
Test date : 2016.09.10
Test Mode : Mode 1 SISO A: Transmit (802.11b 1Mbps) (2472MHz)

RF Radiated Measurement (Vertical):

Channel No.	Frequency (MHz)	Correct Factor (dB)	Reading Level (dBμV)	Emission Level (dBμV/m)	Peak Limit (dBμV/m)	Average Limit (dBμV/m)	Result
13 (Peak)	2470.457	6.282	92.522	98.804	--	--	--
13 (Peak)	2483.500	6.363	48.522	54.885	74.00	54.00	Pass
13 (Peak)	2484.949	6.373	51.545	57.917	74.00	54.00	Pass
13 (Average)	2469.297	6.274	88.557	94.832	--	--	--
13 (Average)	2483.500	6.363	37.310	43.673	74.00	54.00	Pass
13 (Average)	2484.514	6.369	41.263	47.633	74.00	54.00	Pass

Figure Channel 13: Vertical (Peak)

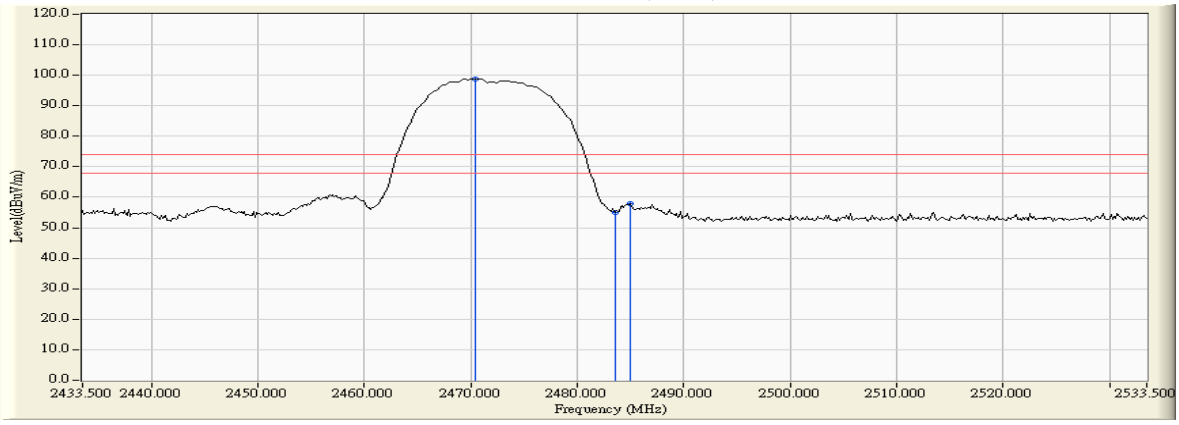

Figure Channel 13: Vertical (Average)

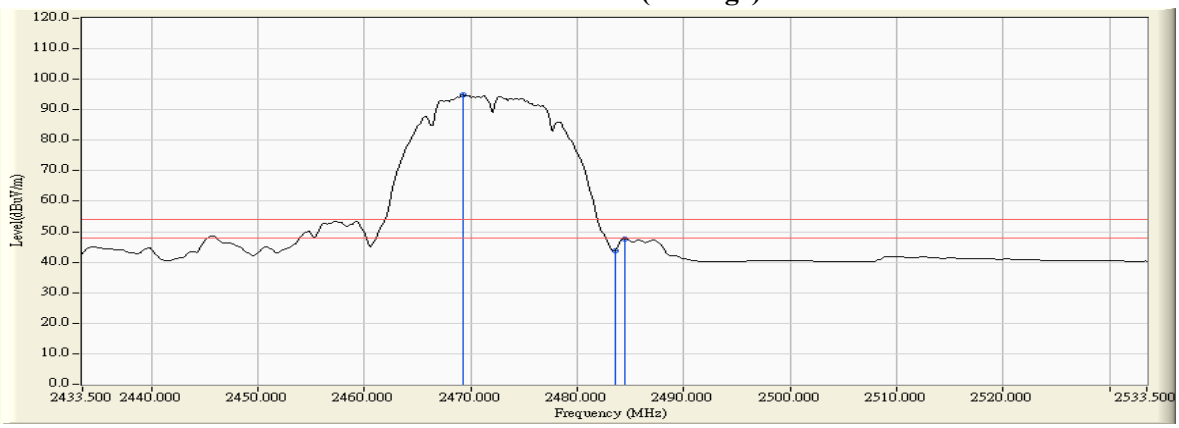

Note:
1. All readings above 1GHz are performed with peak and/or average measurements as necessary.
2. Peak measurements: RBW = 1MHz, VBW = 3 MHz, Sweep: Auto.
3. Average measurements: RBW = 1MHz, VBW = 10 Hz, Sweep: Auto.
4. " * ", means this data is the worst emission level.
5. Measurement Level = Reading Level + Correct Factor.
6. The average measurement was not performed when the peak measured data under the limit of average detection.

Product : Intel® Dual Band Wireless-AC 8265
Test Item : Band Edge
Test Site : No.3 OATS
Test date : 2016.09.10
Test Mode : Mode 1 SISO A: Transmit (802.11g 6Mbps) (2412MHz)

RF Radiated Measurement (Horizontal):

Channel No.	Frequency (MHz)	Correct Factor (dB)	Reading Level (dBμV)	Emission Level (dBμV/m)	Peak Limit (dBμV/m)	Average Limit (dBμV/m)	Result
01 (Peak)	2390.000	6.474	54.654	61.129	74.00	54.00	Pass
01 (Peak)	2399.565	6.526	75.267	81.793	--	--	--
01 (Peak)	2400.000	6.528	73.904	80.432	--	--	--
01 (Peak)	2416.232	6.633	96.531	103.164	--	--	--
01 (Average)	2390.000	6.474	36.549	43.024	74.00	54.00	Pass
01 (Average)	2400.000	6.528	54.568	61.096	--	--	--
01 (Average)	2416.232	6.633	84.972	91.605	--	--	--

Figure Channel 01: Horizontal (Peak)

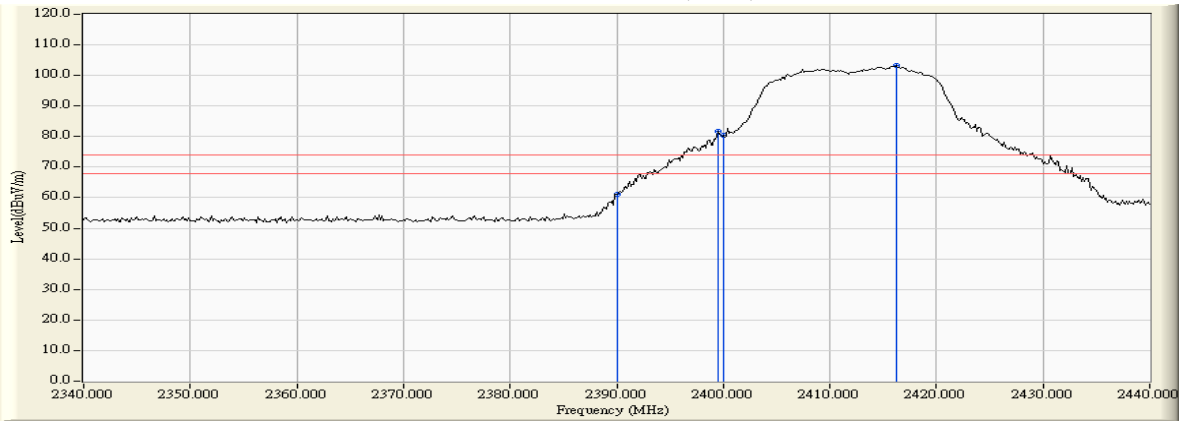

Figure Channel 01: Horizontal (Average)

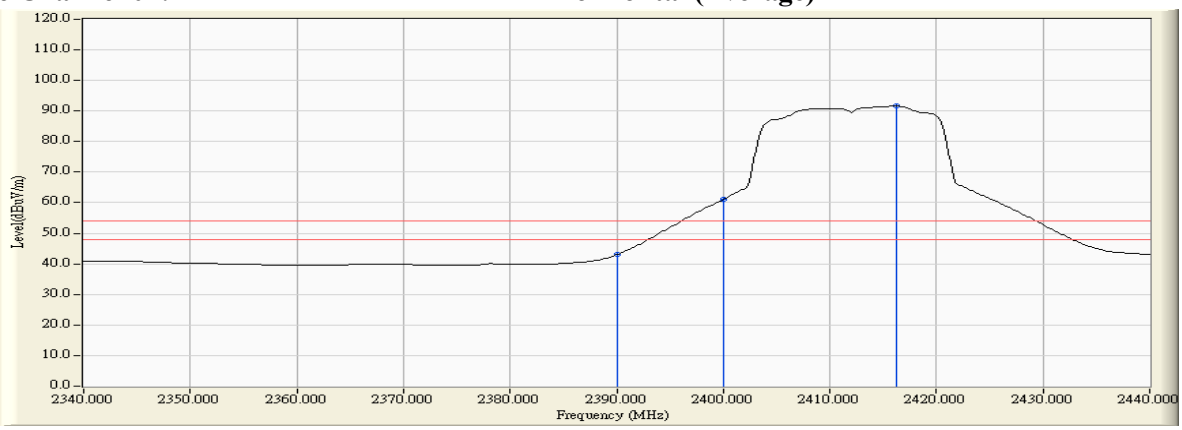

Note:
1. All readings above 1GHz are performed with peak and/or average measurements as necessary.
2. Peak measurements: RBW = 1MHz, VBW = 3 MHz, Sweep: Auto.
3. Average measurements: RBW = 1MHz, VBW = 10 Hz, Sweep: Auto.
4. " * ", means this data is the worst emission level.
5. Measurement Level = Reading Level + Correct Factor.
6. The average measurement was not performed when the peak measured data under the limit of average detection.

Product : Intel® Dual Band Wireless-AC 8265
Test Item : Band Edge
Test Site : No.3 OATS
Test date : 2016.09.10
Test Mode : Mode 1 SISO A: Transmit (802.11g 6Mbps) (2412MHz)

RF Radiated Measurement (Vertical):

Channel No.	Frequency (MHz)	Correct Factor (dB)	Reading Level (dBμV)	Emission Level (dBμV/m)	Peak Limit (dBμV/m)	Average Limit (dBμV/m)	Result
01 (Peak)	2389.420	5.883	60.444	66.327	74.00	54.00	Pass
01 (Peak)	2390.000	5.880	58.808	64.689	74.00	54.00	Pass
01 (Peak)	2399.565	5.878	84.707	90.585	--	--	--
01 (Peak)	2400.000	5.879	83.018	88.897	--	--	--
01 (Peak)	2416.232	5.941	107.289	113.229	--	--	--
01 (Average)	2390.000	5.880	42.484	48.365	74.00	54.00	Pass
01 (Average)	2400.000	5.879	63.615	69.494	--	--	--
01 (Average)	2416.232	5.941	95.485	101.425	--	--	--

Figure Channel 01: Vertical (Peak)

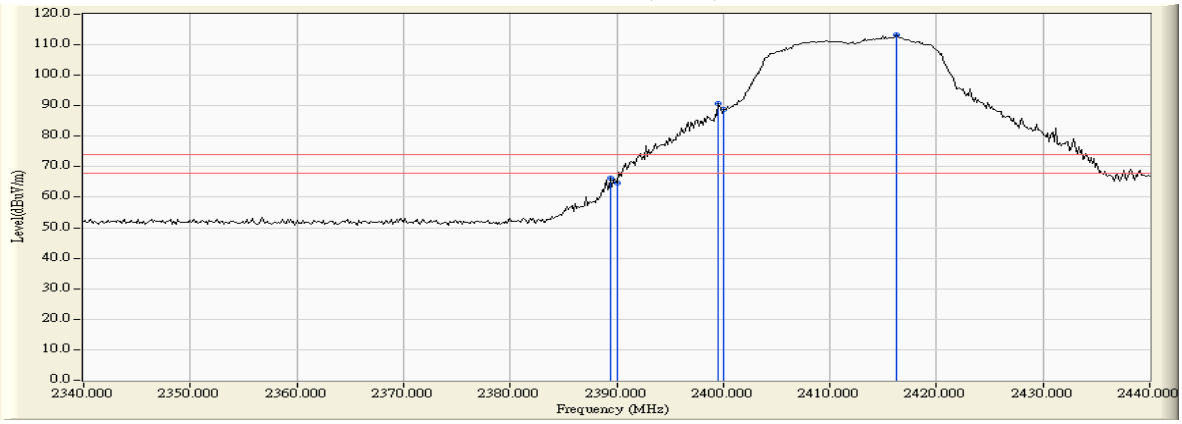

Figure Channel 01: Vertical (Average)

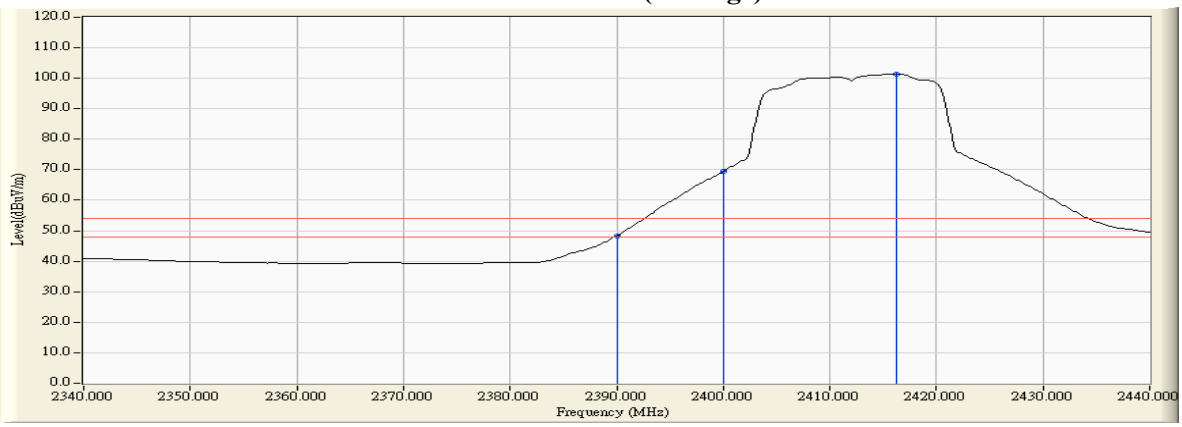

Note:
1. All readings above 1GHz are performed with peak and/or average measurements as necessary.
2. Peak measurements: RBW = 1MHz, VBW = 3 MHz, Sweep: Auto.
3. Average measurements: RBW = 1MHz, VBW = 10 Hz, Sweep: Auto.
4. " * ", means this data is the worst emission level.
5. Measurement Level = Reading Level + Correct Factor.
6. The average measurement was not performed when the peak measured data under the limit of average detection.

Product : Intel® Dual Band Wireless-AC 8265
Test Item : Band Edge
Test Site : No.3 OATS
Test date : 2016.09.10
Test Mode : Mode 1 SISO A: Transmit (802.11g 6Mbps) (2462MHz)

RF Radiated Measurement (Horizontal):

Channel No.	Frequency (MHz)	Correct Factor (dB)	Reading Level (dBμV)	Emission Level (dBμV/m)	Peak Limit (dBμV/m)	Average Limit (dBμV/m)	Result
11 (Peak)	2464.514	6.976	94.683	101.659	--	--	--
11 (Peak)	2483.500	7.110	50.864	57.974	74.00	54.00	Pass
11 (Average)	2460.457	6.948	83.596	90.543	--	--	--
11 (Average)	2483.500	7.110	35.648	42.758	74.00	54.00	Pass

Figure Channel 11: Horizontal (Peak)

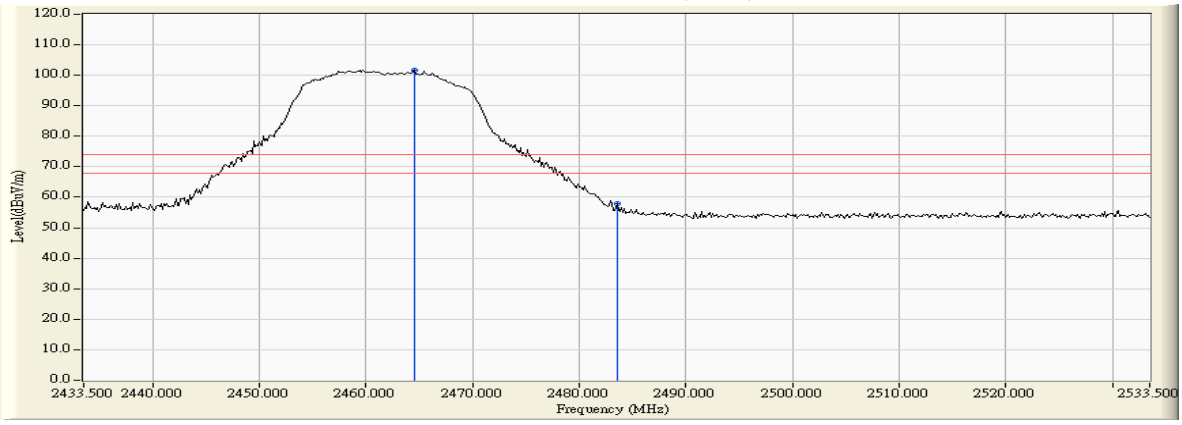

Figure Channel 11: Horizontal (Average)

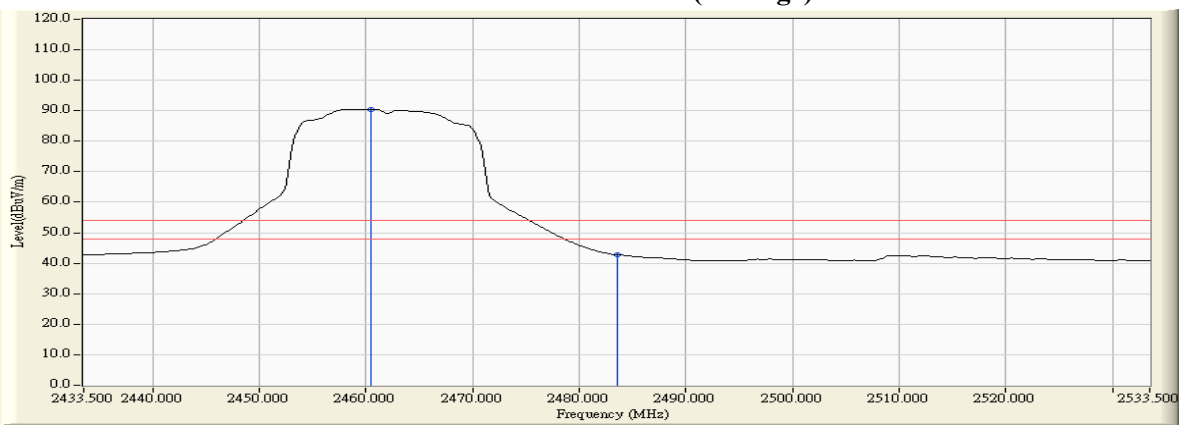

Note:
1. All readings above 1GHz are performed with peak and/or average measurements as necessary.
2. Peak measurements: RBW = 1MHz, VBW = 3 MHz, Sweep: Auto.
3. Average measurements: RBW = 1MHz, VBW = 10 Hz, Sweep: Auto.
4. " * ", means this data is the worst emission level.
5. Measurement Level = Reading Level + Correct Factor.
6. The average measurement was not performed when the peak measured data under the limit of average detection.

Product : Intel® Dual Band Wireless-AC 8265
Test Item : Band Edge
Test Site : No.3 OATS
Test date : 2016.09.10
Test Mode : Mode 1 SISO A: Transmit (802.11g 6Mbps)(2462MHz)

RF Radiated Measurement (Vertical):

Channel No.	Frequency (MHz)	Correct Factor (dB)	Reading Level (dBμV)	Emission Level (dBμV/m)	Peak Limit (dBμV/m)	Average Limit (dBμV/m)	Result
11 (Peak)	2459.297	6.212	106.466	112.678	--	--	--
11 (Peak)	2483.500	6.363	58.764	65.127	74.00	54.00	Pass
11 (Peak)	2483.645	6.364	60.796	67.160	74.00	54.00	Pass
11 (Average)	2460.312	6.218	94.952	101.171	--	--	--
11 (Average)	2483.500	6.363	42.093	48.456	74.00	54.00	Pass

Figure Channel 11: Vertical (Peak)

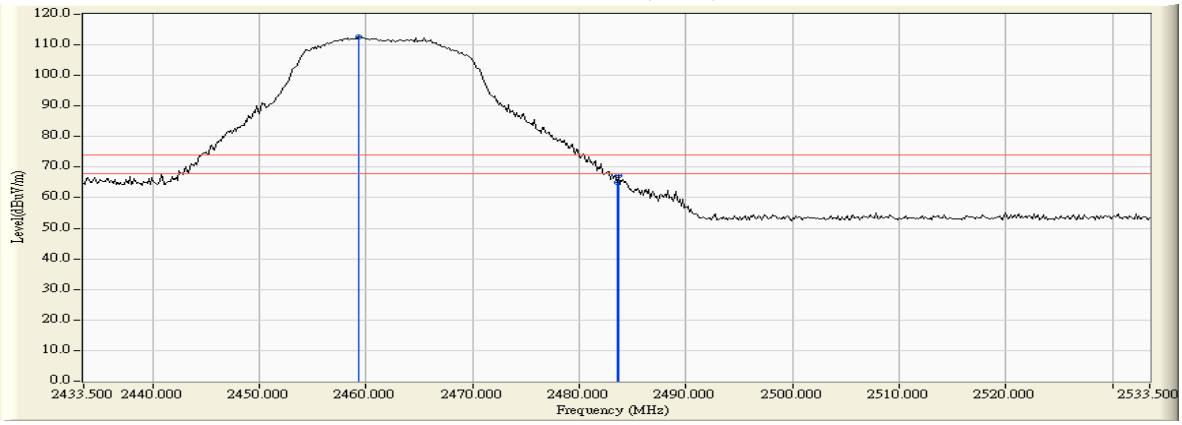

Figure Channel 11: Vertical (Average)

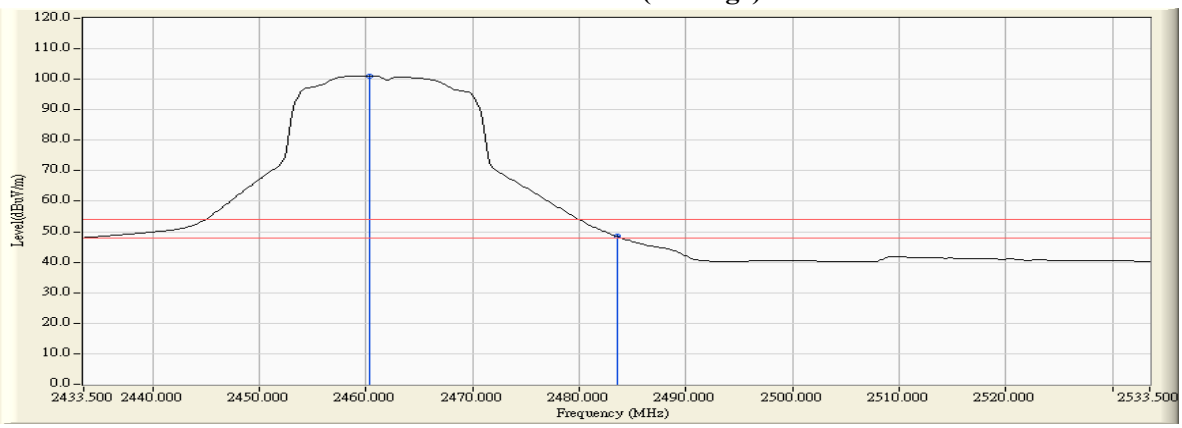

Note:

1. All readings above 1GHz are performed with peak and/or average measurements as necessary.
2. Peak measurements: RBW = 1MHz, VBW = 3 MHz, Sweep: Auto.
3. Average measurements: RBW = 1MHz, VBW = 10 Hz, Sweep: Auto.
4. " * ", means this data is the worst emission level.
5. Measurement Level = Reading Level + Correct Factor.
6. The average measurement was not performed when the peak measured data under the limit of average detection.

Product : Intel® Dual Band Wireless-AC 8265
Test Item : Band Edge
Test Site : No.3 OATS
Test date : 2016.09.10
Test Mode : Mode 1 SISO A: Transmit (802.11g 6Mbps) (2467MHz)

RF Radiated Measurement (Horizontal):

Channel No.	Frequency (MHz)	Correct Factor (dB)	Reading Level (dBμV)	Emission Level (dBμV/m)	Peak Limit (dBμV/m)	Average Limit (dBμV/m)	Result
12 (Peak)	2462.051	6.958	88.926	95.885	--	--	--
12 (Peak)	2483.500	7.110	52.308	59.418	74.00	54.00	Pass
12 (Average)	2462.920	6.965	78.008	84.973	--	--	--
12 (Average)	2483.500	7.110	35.658	42.768	74.00	54.00	Pass

Figure Channel 12: Horizontal (Peak)

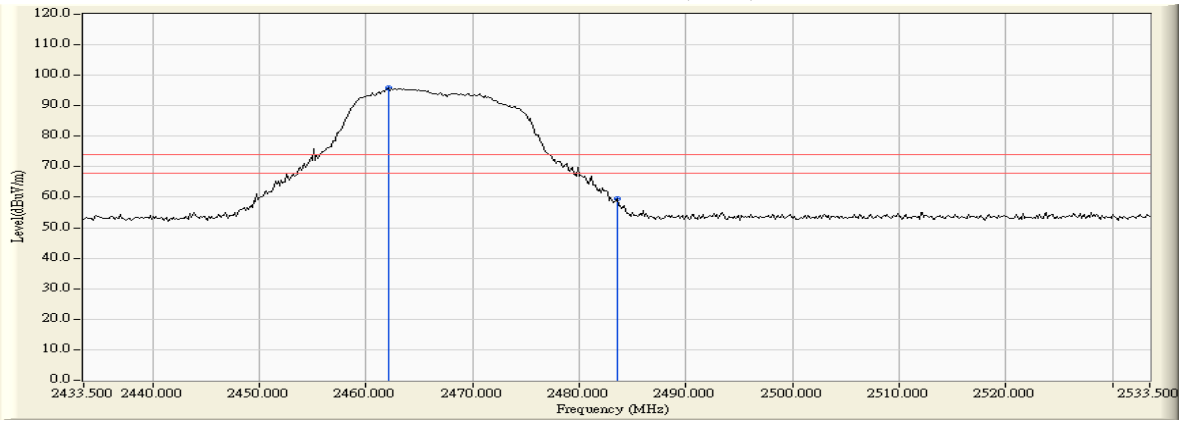

Figure Channel 12: Horizontal (Average)

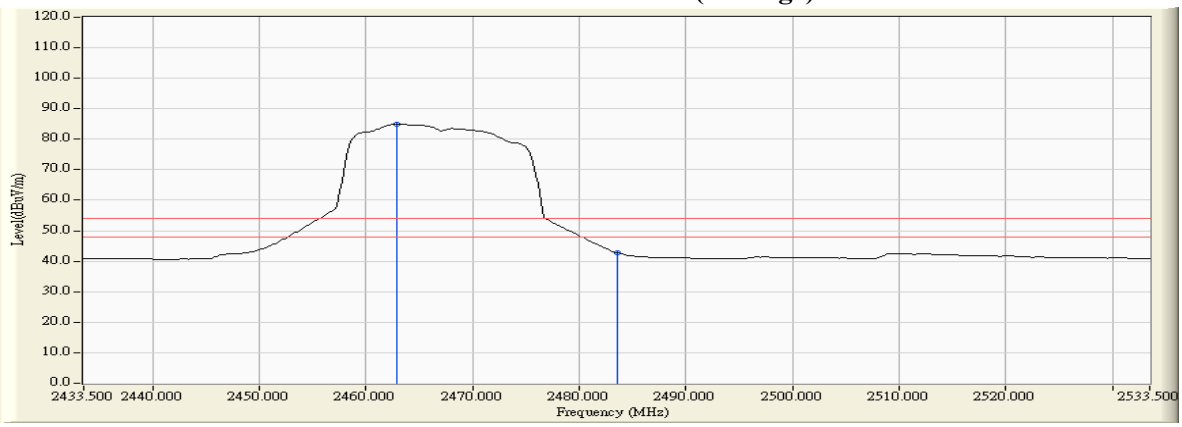

Note:
1. All readings above 1GHz are performed with peak and/or average measurements as necessary.
2. Peak measurements: RBW = 1MHz, VBW = 3 MHz, Sweep: Auto.
3. Average measurements: RBW = 1MHz, VBW = 10 Hz, Sweep: Auto.
4. " * ", means this data is the worst emission level.
5. Measurement Level = Reading Level + Correct Factor.
6. The average measurement was not performed when the peak measured data under the limit of average detection.

Product : Intel® Dual Band Wireless-AC 8265
Test Item : Band Edge
Test Site : No.3 OATS
Test date : 2016.09.10
Test Mode : Mode 1 SISO A: Transmit (802.11g 6Mbps)(2467MHz)

RF Radiated Measurement (Vertical):

Channel No.	Frequency (MHz)	Correct Factor (dB)	Reading Level (dBμV)	Emission Level (dBμV/m)	Peak Limit (dBμV/m)	Average Limit (dBμV/m)	Result
12 (Peak)	2464.514	6.245	99.570	105.815	--	--	--
12 (Peak)	2483.500	6.363	63.466	69.829	74.00	54.00	Pass
12 (Average)	2462.920	6.235	88.285	94.520	--	--	--
12 (Average)	2483.500	6.363	42.113	48.476	74.00	54.00	Pass

Figure Channel 12: Vertical (Peak)

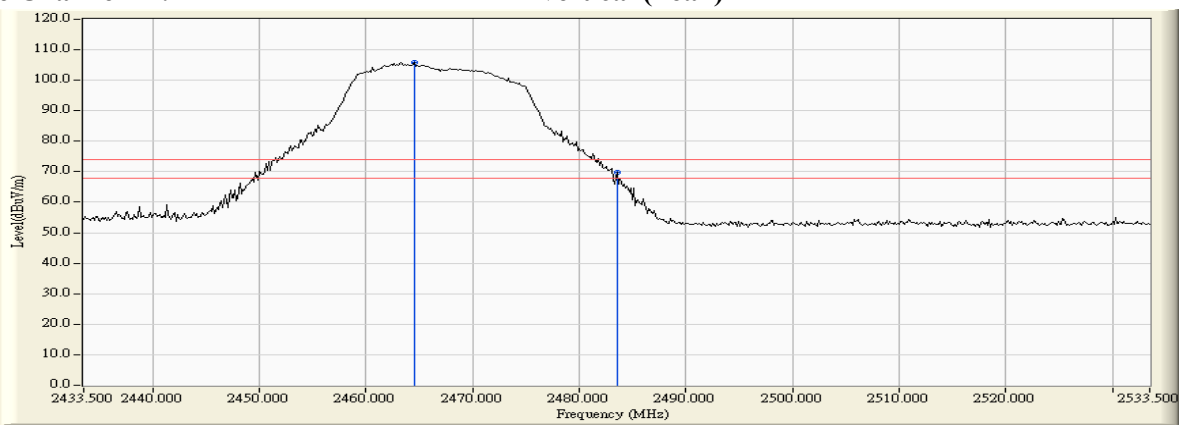

Figure Channel 12: Vertical (Average)

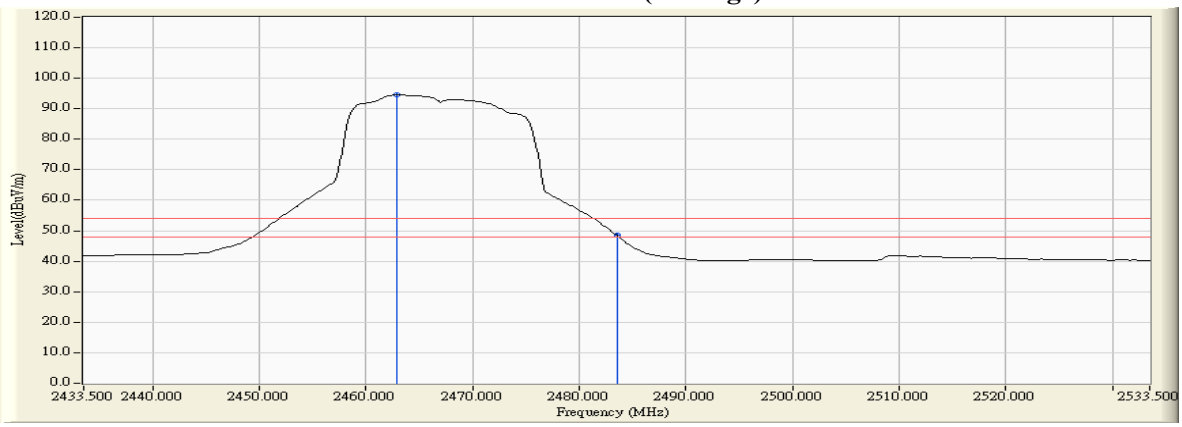

Note:

1. All readings above 1GHz are performed with peak and/or average measurements as necessary.
2. Peak measurements: RBW = 1MHz, VBW = 3 MHz, Sweep: Auto.
3. Average measurements: RBW = 1MHz, VBW = 10 Hz, Sweep: Auto.
4. " * ", means this data is the worst emission level.
5. Measurement Level = Reading Level + Correct Factor.
6. The average measurement was not performed when the peak measured data under the limit of average detection.

Product : Intel® Dual Band Wireless-AC 8265
Test Item : Band Edge
Test Site : No.3 OATS
Test date : 2016.09.10
Test Mode : Mode 1 SISO A: Transmit (802.11g 6Mbps) (2472MHz)

RF Radiated Measurement (Horizontal):

Channel No.	Frequency (MHz)	Correct Factor (dB)	Reading Level (dBμV)	Emission Level (dBμV/m)	Peak Limit (dBμV/m)	Average Limit (dBμV/m)	Result
13 (Peak)	2474.659	7.047	73.759	80.806	--	--	--
13 (Peak)	2483.500	7.110	53.713	60.823	74.00	54.00	Pass
13 (Average)	2468.138	7.002	63.265	70.266	--	--	--
13 (Average)	2483.500	7.110	37.022	44.132	74.00	54.00	Pass

Figure Channel 13: Horizontal (Peak)

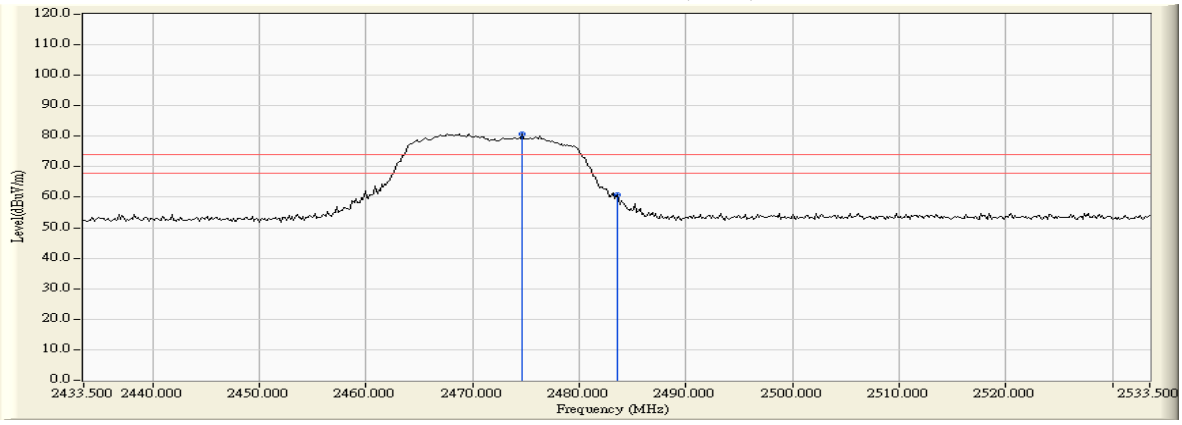

Figure Channel 13: Horizontal (Average)

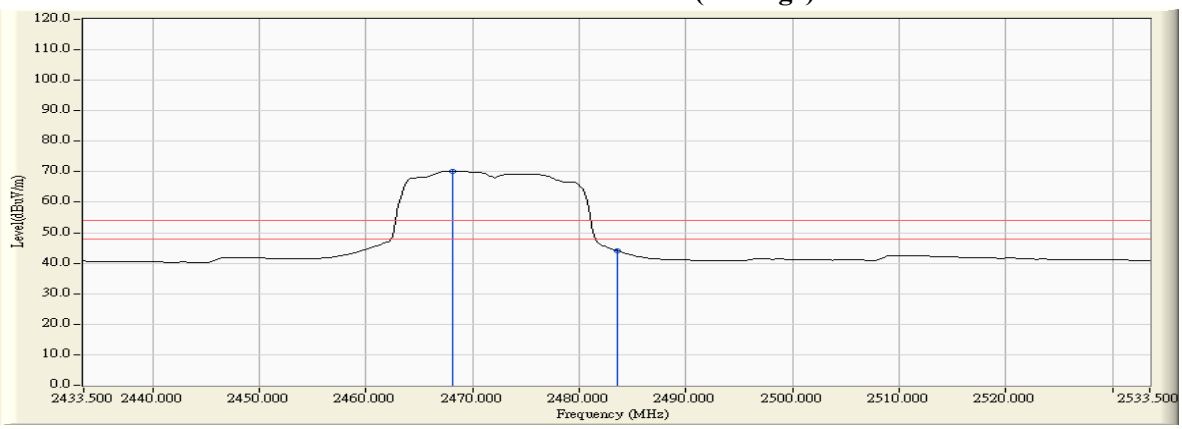

Note:
1. All readings above 1GHz are performed with peak and/or average measurements as necessary.
2. Peak measurements: RBW = 1MHz, VBW = 3 MHz, Sweep: Auto.
3. Average measurements: RBW = 1MHz, VBW = 10 Hz, Sweep: Auto.
4. " * ", means this data is the worst emission level.
5. Measurement Level = Reading Level + Correct Factor.
6. The average measurement was not performed when the peak measured data under the limit of average detection.

Product : Intel® Dual Band Wireless-AC 8265
Test Item : Band Edge
Test Site : No.3 OATS
Test date : 2016.09.10
Test Mode : Mode 1 SISO A: Transmit (802.11g 6Mbps)(2472MHz)

RF Radiated Measurement (Vertical):

Channel No.	Frequency (MHz)	Correct Factor (dB)	Reading Level (dBμV)	Emission Level (dBμV/m)	Peak Limit (dBμV/m)	Average Limit (dBμV/m)	Result
13 (Peak)	2467.993	6.267	84.198	90.465	--	--	--
13 (Peak)	2483.500	6.363	61.782	68.145	74.00	54.00	Pass
13 (Average)	2467.848	6.266	73.638	79.904	--	--	--
13 (Average)	2483.500	6.363	43.848	50.211	74.00	54.00	Pass

Figure Channel 13: Vertical (Peak)

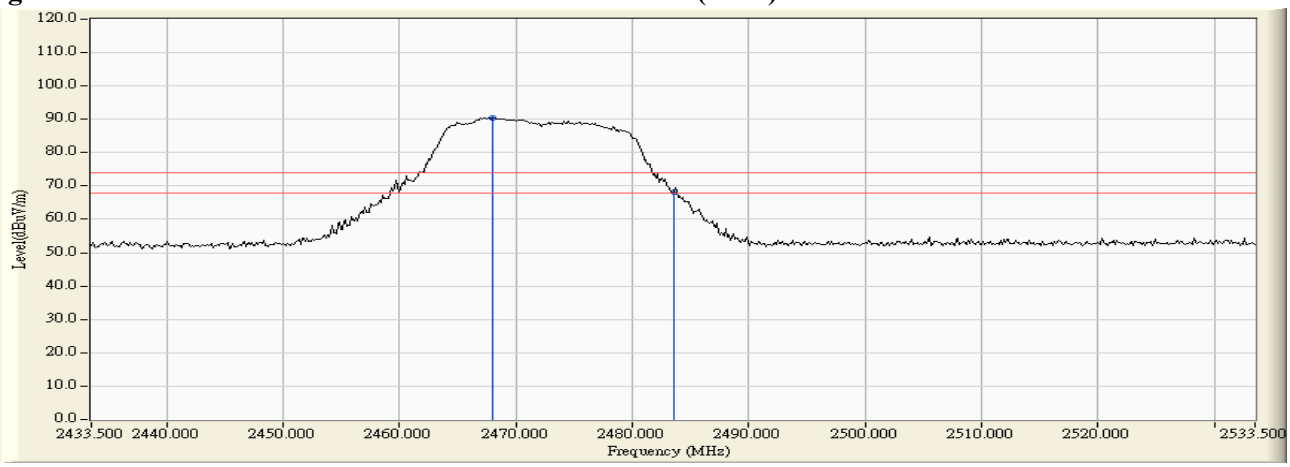

Figure Channel 13: Vertical (Average)

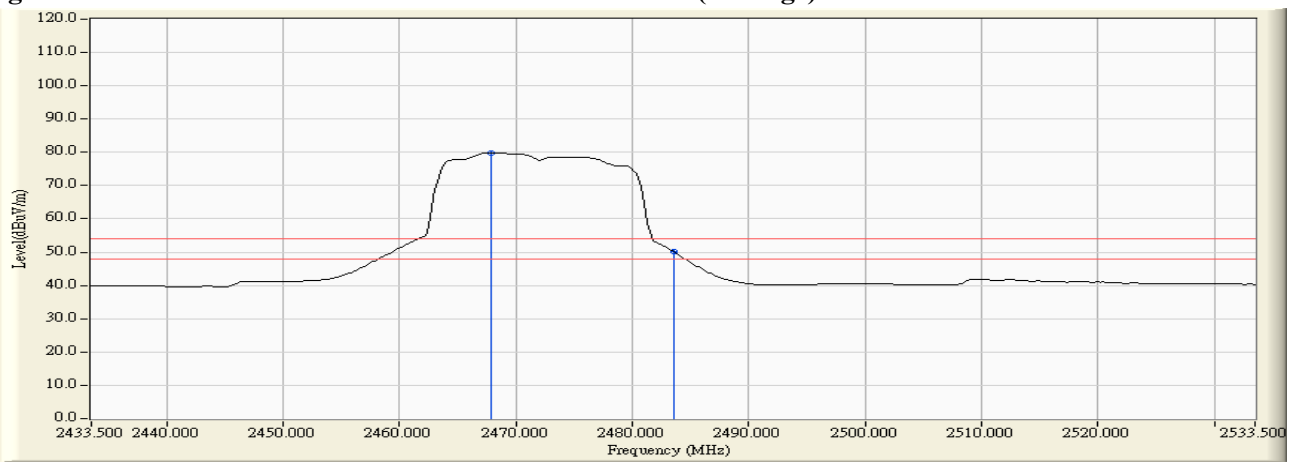

Note:

1. All readings above 1GHz are performed with peak and/or average measurements as necessary.
2. Peak measurements: RBW = 1MHz, VBW = 3 MHz, Sweep: Auto.
3. Average measurements: RBW = 1MHz, VBW = 10 Hz, Sweep: Auto.
4. " * ", means this data is the worst emission level.
5. Measurement Level = Reading Level + Correct Factor.
6. The average measurement was not performed when the peak measured data under the limit of average detection.

Product : Intel® Dual Band Wireless-AC 8265
Test Item : Band Edge
Test Site : No.3 OATS
Test date : 2016.09.10
Test Mode : Mode 1 SISO A: Transmit (802.11n-20BW)_7.2Mbps (2412MHz)

RF Radiated Measurement (Horizontal):

Channel No.	Frequency (MHz)	Correct Factor (dB)	Reading Level (dBμV)	Emission Level (dBμV/m)	Peak Limit (dBμV/m)	Average Limit (dBμV/m)	Result
01 (Peak)	2390.000	6.474	53.231	59.706	74.00	54.00	Pass
01 (Peak)	2400.000	6.528	71.879	78.407	--	--	--
01 (Peak)	2414.928	6.624	95.460	102.084	--	--	--
01 (Average)	2390.000	6.474	36.379	42.854	74.00	54.00	Pass
01 (Average)	2400.000	6.528	53.361	59.889	--	--	--
01 (Average)	2416.232	6.633	84.224	90.857	--	--	--

Figure Channel 01: Horizontal (Peak)

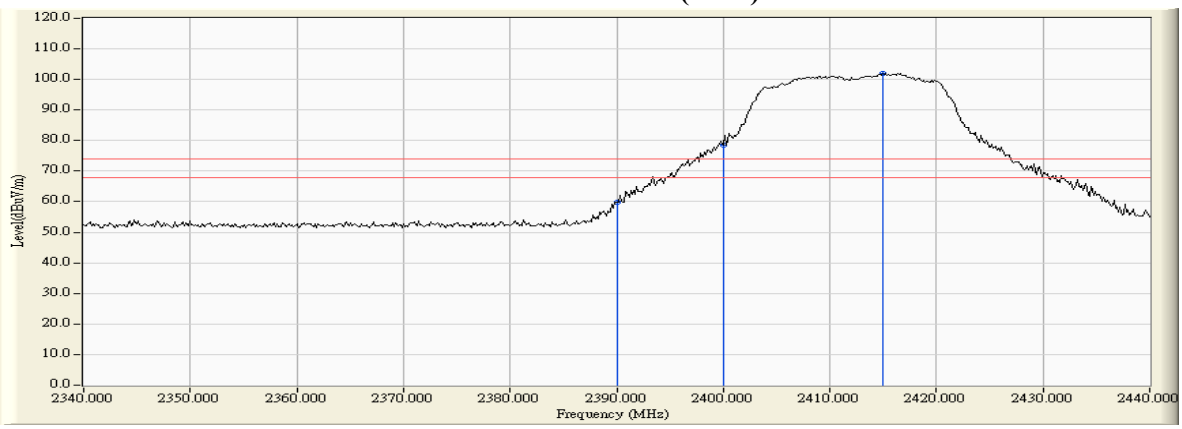

Figure Channel 01: Horizontal (Average)

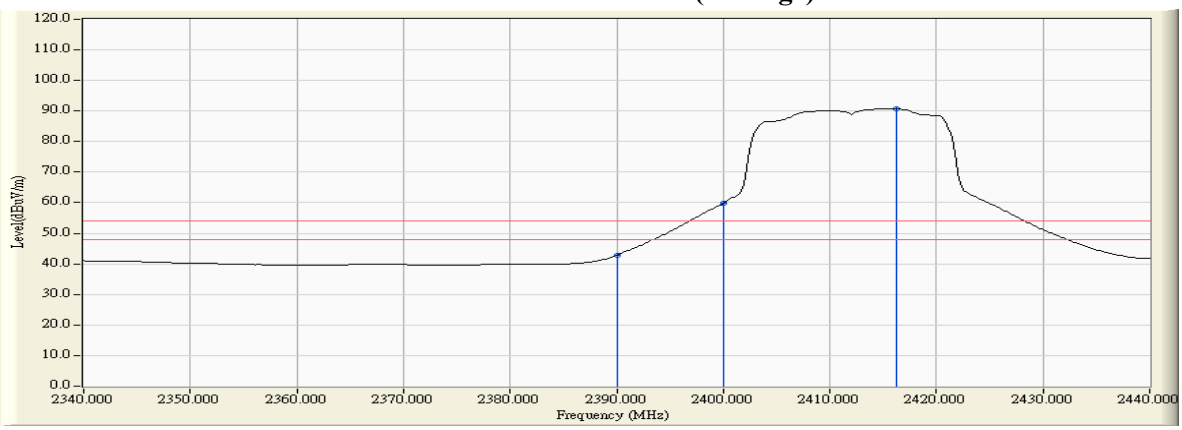

Note:

1. All readings above 1GHz are performed with peak and/or average measurements as necessary.
2. Peak measurements: RBW = 1MHz, VBW = 3 MHz, Sweep: Auto.
3. Average measurements: RBW = 1MHz, VBW = 10 Hz, Sweep: Auto.
4. " * ", means this data is the worst emission level.
5. Measurement Level = Reading Level + Correct Factor.
6. The average measurement was not performed when the peak measured data under the limit of average detection.

Product	:	Intel® Dual Band Wireless-AC 8265
Test Item	:	Band Edge
Test Site	:	No.3 OATS
Test date	:	2016.09.10
Test Mode	:	Mode 1 SISO A: Transmit (802.11n-20BW)_7.2Mbps (2412MHz)

RF Radiated Measurement (Vertical):

Channel No.	Frequency (MHz)	Correct Factor (dB)	Reading Level (dBμV)	Emission Level (dBμV/m)	Peak Limit (dBμV/m)	Average Limit (dBμV/m)	Result
01 (Peak)	2390.000	5.880	63.015	68.896	74.00	54.00	Pass
01 (Peak)	2400.000	5.879	83.888	89.767	--	--	--
01 (Peak)	2415.072	5.933	106.024	111.957	--	--	--
01 (Average)	2390.000	5.880	42.148	48.029	74.00	54.00	Pass
01 (Average)	2400.000	5.879	62.528	68.407	--	--	--
01 (Average)	2416.232	5.941	94.758	100.698	--	--	--

Figure Channel 01: Vertical (Peak)

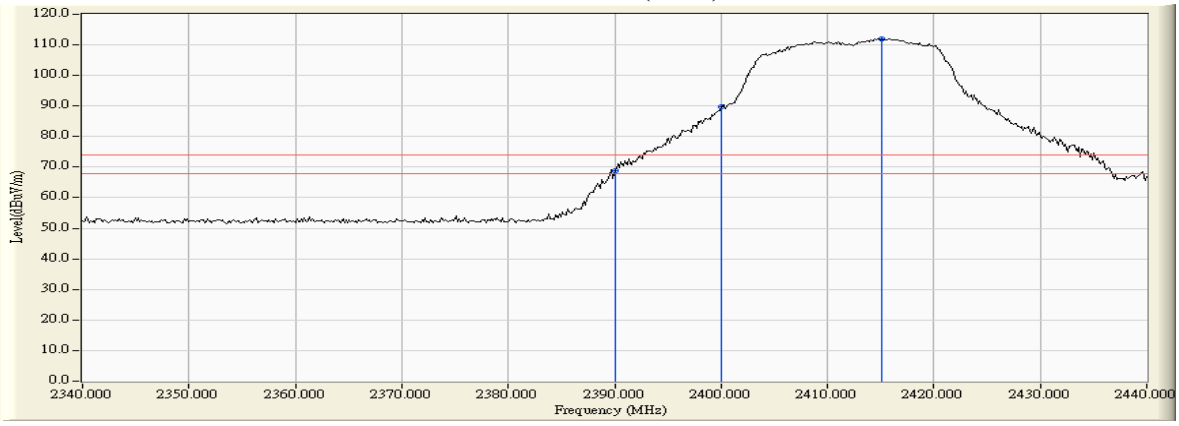

Figure Channel 01: Vertical (Average)

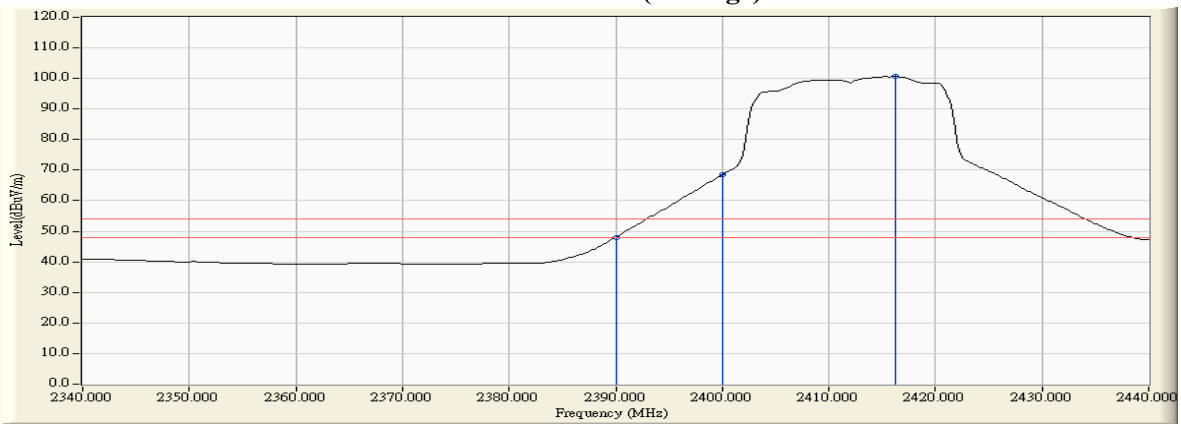

Note:

1. All readings above 1GHz are performed with peak and/or average measurements as necessary.
2. Peak measurements: RBW = 1MHz, VBW = 3 MHz, Sweep: Auto.
3. Average measurements: RBW = 1MHz, VBW = 10 Hz, Sweep: Auto.
4. " * ", means this data is the worst emission level.
5. Measurement Level = Reading Level + Correct Factor.
6. The average measurement was not performed when the peak measured data under the limit of average detection.

Product : Intel® Dual Band Wireless-AC 8265
Test Item : Band Edge
Test Site : No.3 OATS
Test date : 2016.09.10
Test Mode : Mode 1 SISO A: Transmit (802.11n-20BW)_7.2Mbps (2462MHz)

RF Radiated Measurement (Horizontal):

Channel No.	Frequency (MHz)	Correct Factor (dB)	Reading Level (dBμV)	Emission Level (dBμV/m)	Peak Limit (dBμV/m)	Average Limit (dBμV/m)	Result
11 (Peak)	2458.862	6.937	94.806	101.742	--	--	--
11 (Peak)	2483.500	7.110	50.705	57.815	74.00	54.00	Pass
11 (Average)	2459.587	6.941	83.505	90.446	--	--	--
11 (Average)	2483.500	7.110	36.368	43.478	74.00	54.00	Pass

Figure Channel 11: Horizontal (Peak)

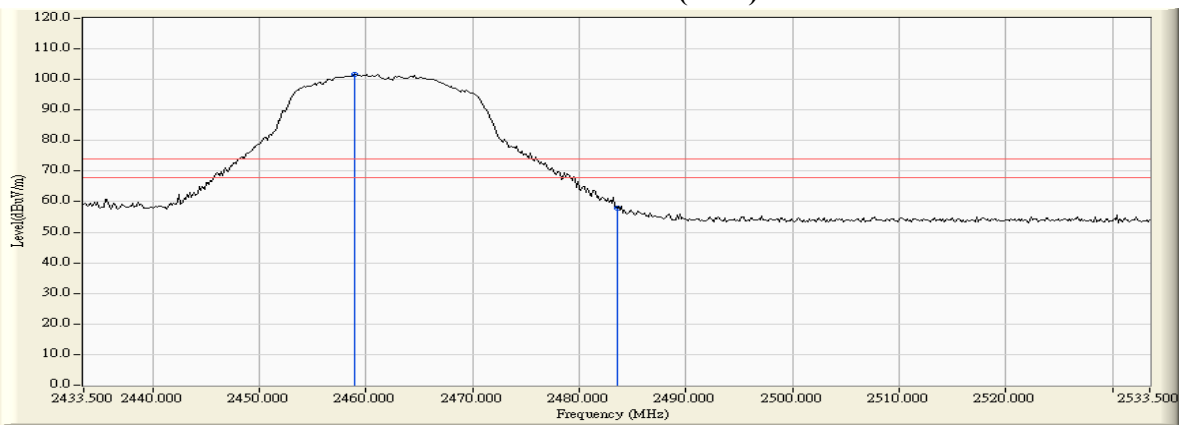

Figure Channel 11: Horizontal (Average)

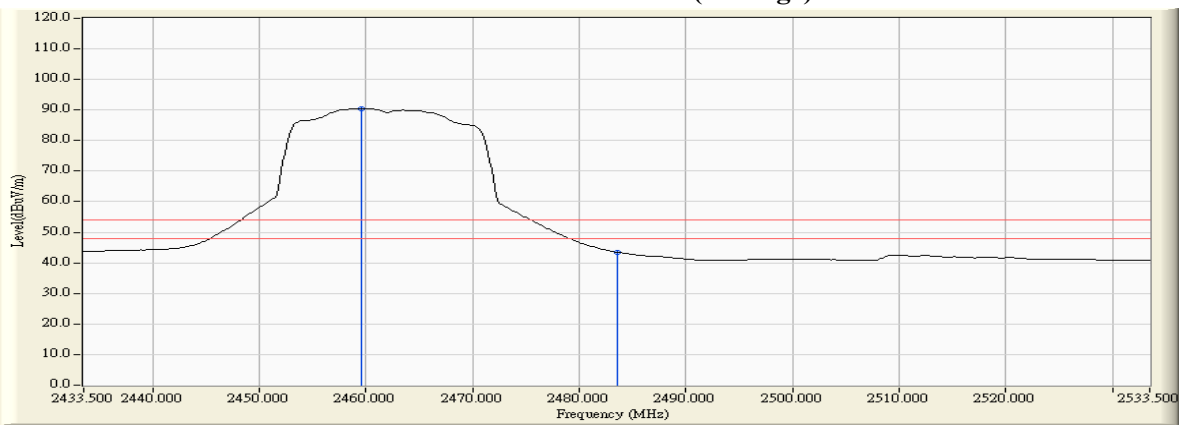

Note:

1. All readings above 1GHz are performed with peak and/or average measurements as necessary.
2. Peak measurements: RBW = 1MHz, VBW = 3 MHz, Sweep: Auto.
3. Average measurements: RBW = 1MHz, VBW = 10 Hz, Sweep: Auto.
4. " * ", means this data is the worst emission level.
5. Measurement Level = Reading Level + Correct Factor.
6. The average measurement was not performed when the peak measured data under the limit of average detection.

Product : Intel® Dual Band Wireless-AC 8265
Test Item : Band Edge
Test Site : No.3 OATS
Test date : 2016.09.10
Test Mode : Mode 1 SISO A: Transmit (802.11n-20BW)_7.2Mbps (2462MHz)

RF Radiated Measurement (Vertical):

Channel No.	Frequency (MHz)	Correct Factor (dB)	Reading Level (dBμV)	Emission Level (dBμV/m)	Peak Limit (dBμV/m)	Average Limit (dBμV/m)	Result
11 (Peak)	2461.036	6.223	106.192	112.415	--	--	--
11 (Peak)	2483.500	6.363	64.859	71.222	74.00	54.00	Pass
11 (Average)	2459.587	6.214	94.768	100.982	--	--	--
11 (Average)	2483.500	6.363	44.363	50.726	74.00	54.00	Pass

Figure Channel 11: Vertical (Peak)

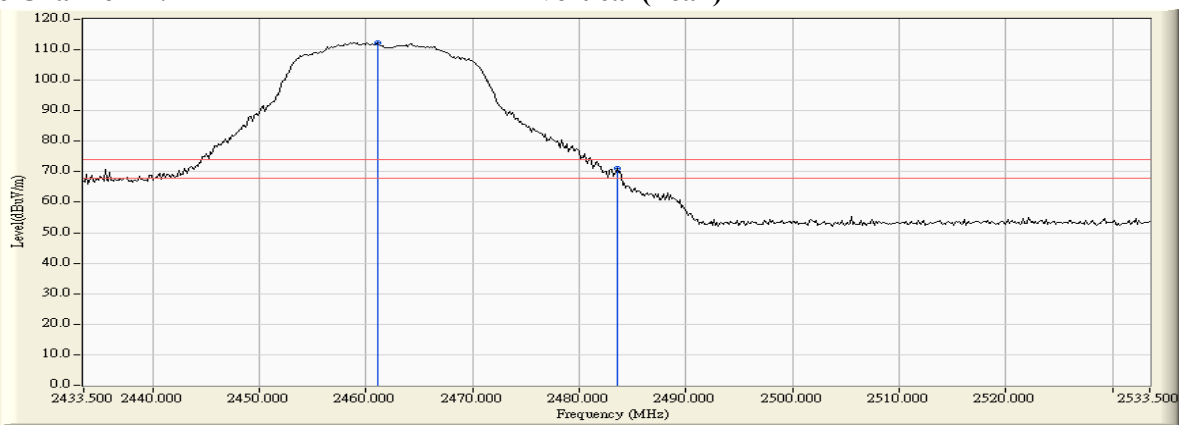

Figure Channel 11: Vertical (Average)

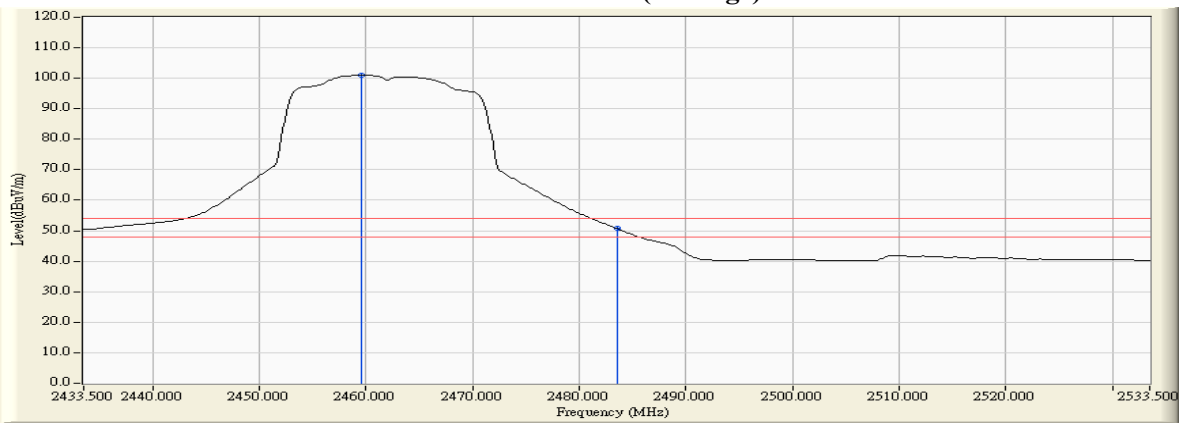

Note:

1. All readings above 1GHz are performed with peak and/or average measurements as necessary.
2. Peak measurements: RBW = 1MHz, VBW = 3 MHz, Sweep: Auto.
3. Average measurements: RBW = 1MHz, VBW = 10 Hz, Sweep: Auto.
4. " * ", means this data is the worst emission level.
5. Measurement Level = Reading Level + Correct Factor.
6. The average measurement was not performed when the peak measured data under the limit of average detection.

Product : Intel® Dual Band Wireless-AC 8265
Test Item : Band Edge
Test Site : No.3 OATS
Test date : 2016.09.10
Test Mode : Mode 1 SISO A: Transmit (802.11n-20BW)_7.2Mbps (2467MHz)

RF Radiated Measurement (Horizontal):

Channel No.	Frequency (MHz)	Correct Factor (dB)	Reading Level (dBμV)	Emission Level (dBμV/m)	Peak Limit (dBμV/m)	Average Limit (dBμV/m)	Result
12 (Peak)	2463.935	6.972	88.192	95.164	--	--	--
12 (Peak)	2483.500	7.110	51.552	58.662	74.00	54.00	Pass
12 (Average)	2462.775	6.964	77.517	84.481	--	--	--
12 (Average)	2483.500	7.110	35.516	42.626	74.00	54.00	Pass

Figure Channel 12: Horizontal (Peak)

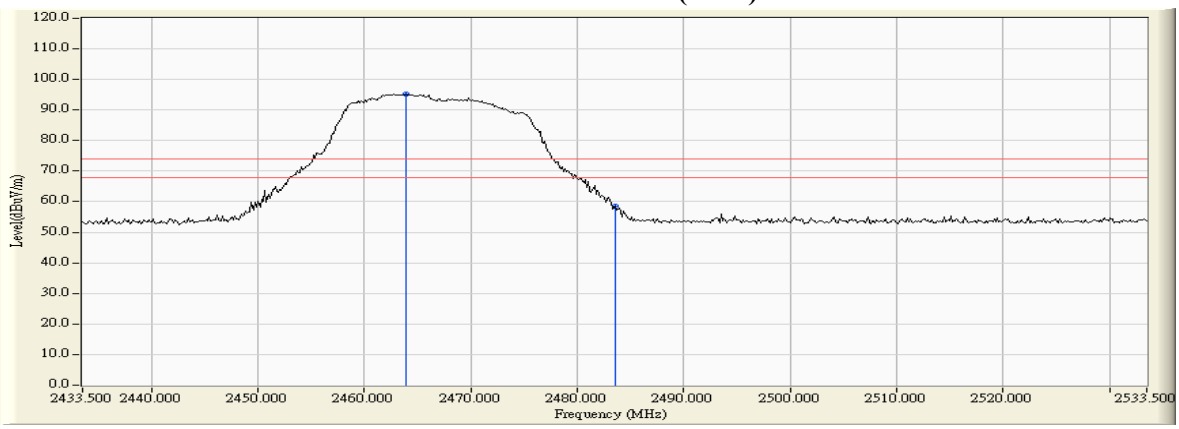

Figure Channel 12: Horizontal (Average)

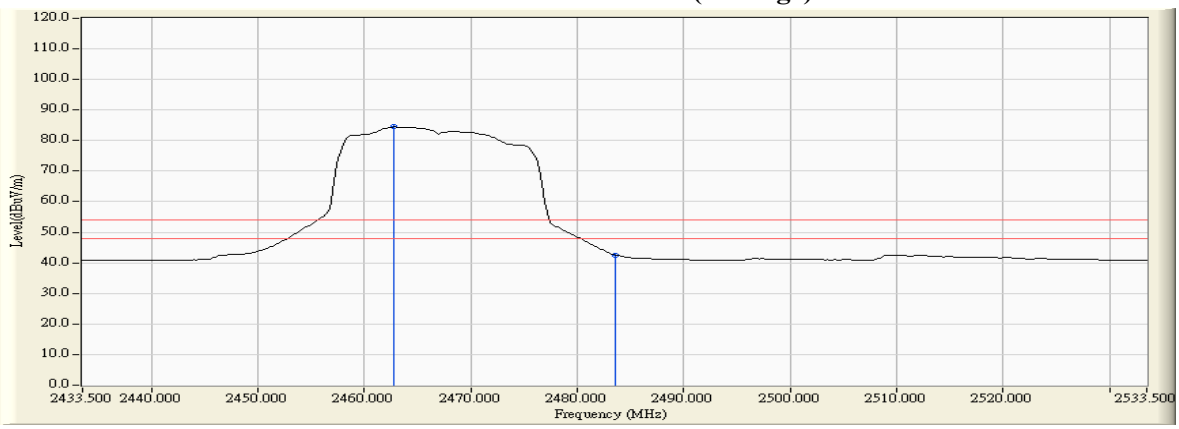

Note:

1. All readings above 1GHz are performed with peak and/or average measurements as necessary.
2. Peak measurements: RBW = 1MHz, VBW = 3 MHz, Sweep: Auto.
3. Average measurements: RBW = 1MHz, VBW = 10 Hz, Sweep: Auto.
4. " * ", means this data is the worst emission level.
5. Measurement Level = Reading Level + Correct Factor.
6. The average measurement was not performed when the peak measured data under the limit of average detection.

Product : Intel® Dual Band Wireless-AC 8265
Test Item : Band Edge
Test Site : No.3 OATS
Test date : 2016.09.10
Test Mode : Mode 1 SISO A: Transmit (802.11n-20BW)_7.2Mbps (2467MHz)

RF Radiated Measurement (Vertical):

Channel No.	Frequency (MHz)	Correct Factor (dB)	Reading Level (dBμV)	Emission Level (dBμV/m)	Peak Limit (dBμV/m)	Average Limit (dBμV/m)	Result
12 (Peak)	2464.080	6.243	98.870	105.112	--	--	--
12 (Peak)	2483.500	6.363	61.199	67.562	74.00	54.00	Pass
12 (Peak)	2483.645	6.364	64.274	70.638	74.00	54.00	Pass
12 (Average)	2462.775	6.234	87.768	94.002	--	--	--
12 (Average)	2483.500	6.363	42.380	48.743	74.00	54.00	Pass

Figure Channel 12: Vertical (Peak)

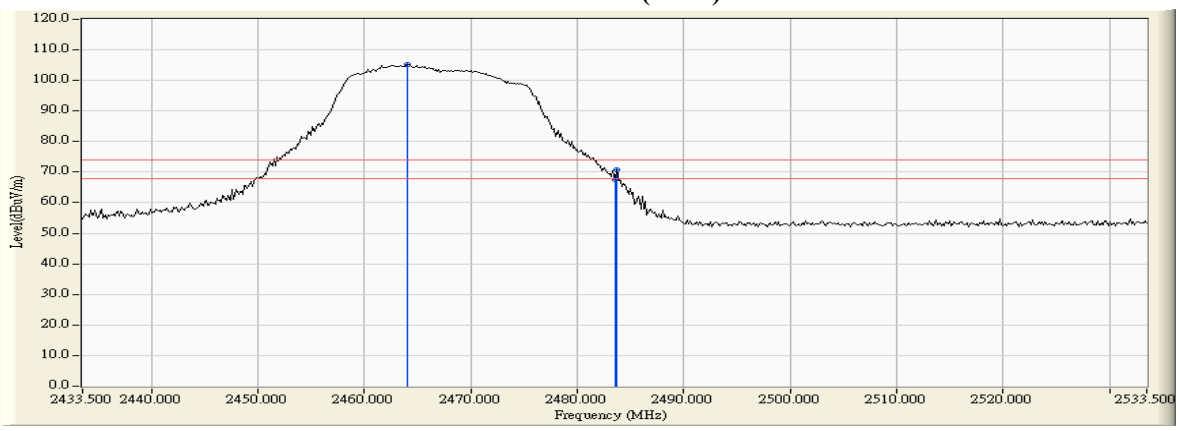

Figure Channel 12: Vertical (Average)

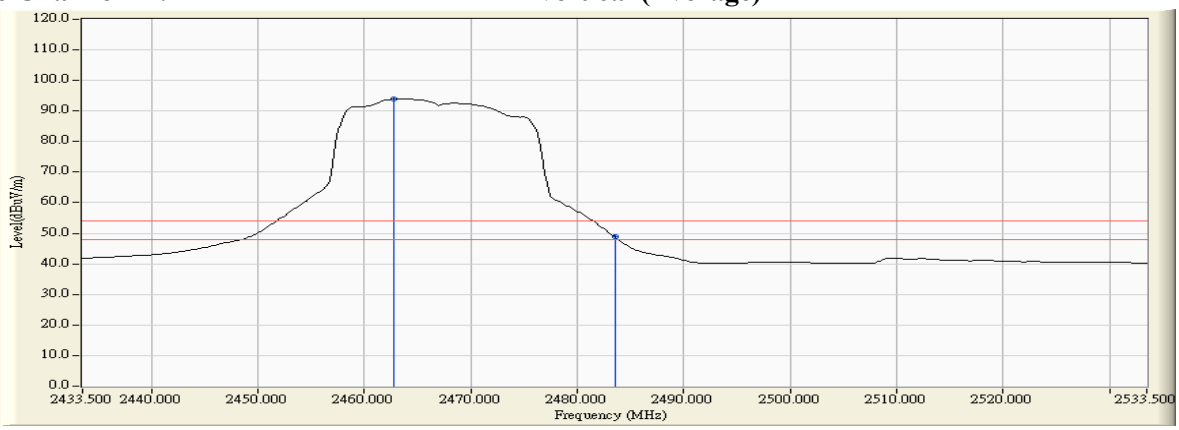

Note:

1. All readings above 1GHz are performed with peak and/or average measurements as necessary.
2. Peak measurements: RBW = 1MHz, VBW = 3 MHz, Sweep: Auto.
3. Average measurements: RBW = 1MHz, VBW = 10 Hz, Sweep: Auto.
4. " * ", means this data is the worst emission level.
5. Measurement Level = Reading Level + Correct Factor.
6. The average measurement was not performed when the peak measured data under the limit of average detection.

Product : Intel® Dual Band Wireless-AC 8265
Test Item : Band Edge
Test Site : No.3 OATS
Test date : 2016.09.10
Test Mode : Mode 1 SISO A: Transmit (802.11n-20BW)_7.2Mbps (2472MHz)

RF Radiated Measurement (Horizontal):

Channel No.	Frequency (MHz)	Correct Factor (dB)	Reading Level (dBμV)	Emission Level (dBμV/m)	Peak Limit (dBμV/m)	Average Limit (dBμV/m)	Result
13 (Peak)	2468.862	7.006	73.387	80.394	--	--	--
13 (Peak)	2483.500	7.110	52.963	60.073	74.00	54.00	Pass
13 (Average)	2467.848	7.000	62.897	69.896	--	--	--
13 (Average)	2483.500	7.110	37.055	44.165	74.00	54.00	Pass

Figure Channel 13: Horizontal (Peak)

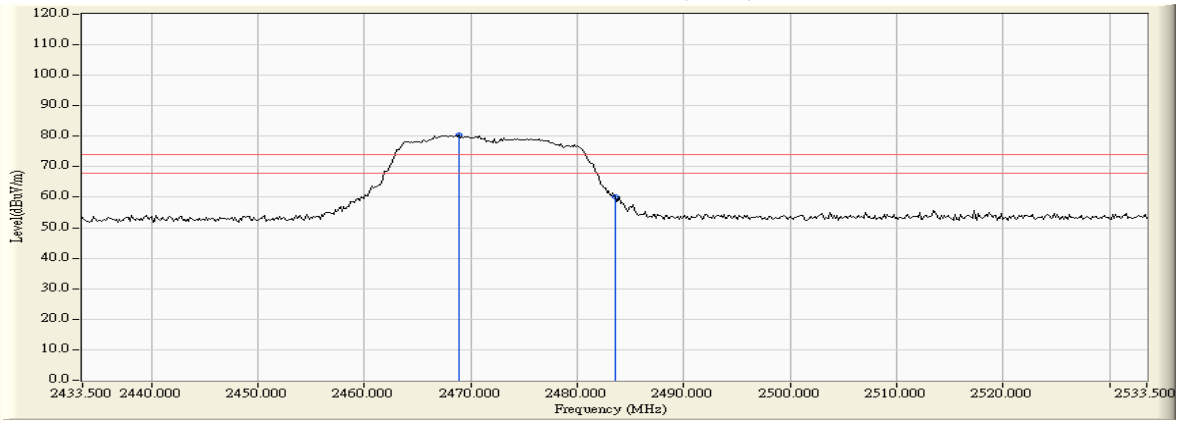

Figure Channel 13: Horizontal (Average)

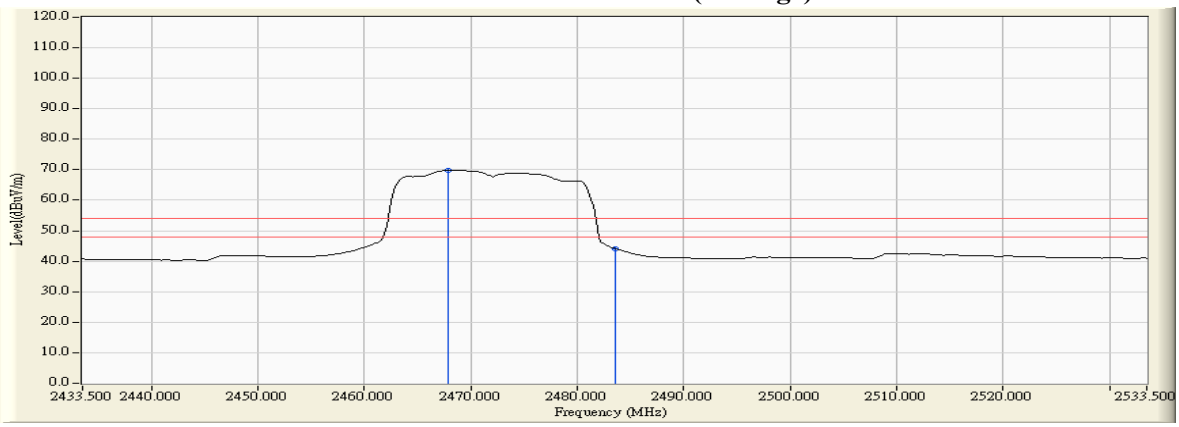

Note:

1. All readings above 1GHz are performed with peak and/or average measurements as necessary.
2. Peak measurements: RBW = 1MHz, VBW = 3 MHz, Sweep: Auto.
3. Average measurements: RBW = 1MHz, VBW = 10 Hz, Sweep: Auto.
4. " * ", means this data is the worst emission level.
5. Measurement Level = Reading Level + Correct Factor.
6. The average measurement was not performed when the peak measured data under the limit of average detection.

Product : Intel® Dual Band Wireless-AC 8265
Test Item : Band Edge
Test Site : No.3 OATS
Test date : 2016.09.10
Test Mode : Mode 1 SISO A: Transmit (802.11n-20BW)_7.2Mbps (2472MHz)

RF Radiated Measurement (Vertical):

Channel No.	Frequency (MHz)	Correct Factor (dB)	Reading Level (dBμV)	Emission Level (dBμV/m)	Peak Limit (dBμV/m)	Average Limit (dBμV/m)	Result
13 (Peak)	2466.688	6.258	84.096	90.354	--	--	--
13 (Peak)	2483.500	6.363	62.404	68.767	74.00	54.00	Pass
13 (Average)	2467.848	6.266	73.284	79.550	--	--	--
13 (Average)	2483.500	6.363	43.834	50.197	74.00	54.00	Pass

Figure Channel 13: Vertical (Peak)

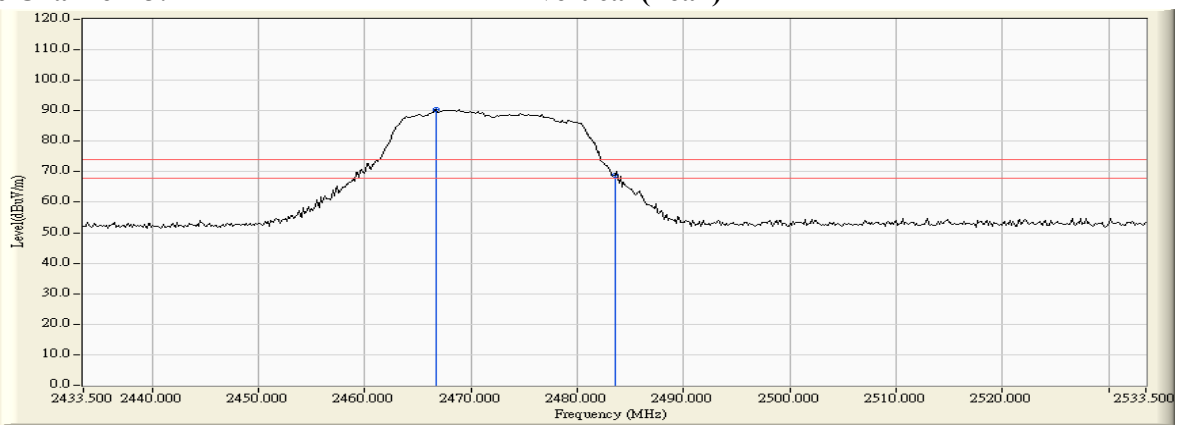

Figure Channel 13: Vertical (Average)

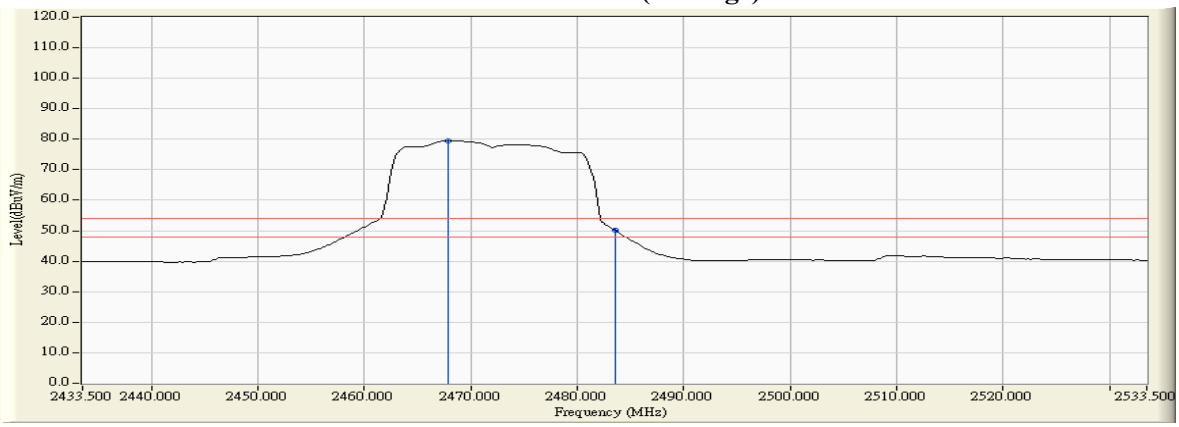

Note:

1. All readings above 1GHz are performed with peak and/or average measurements as necessary.
2. Peak measurements: RBW = 1MHz, VBW = 3 MHz, Sweep: Auto.
3. Average measurements: RBW = 1MHz, VBW = 10 Hz, Sweep: Auto.
4. " * ", means this data is the worst emission level.
5. Measurement Level = Reading Level + Correct Factor.
6. The average measurement was not performed when the peak measured data under the limit of average detection.

Product : Intel® Dual Band Wireless-AC 8265
Test Item : Band Edge
Test Site : No.3 OATS
Test date : 2016.09.10
Test Mode : Mode 1 SISO A: Transmit (802.11n-40BW)_15Mbps (2422MHz)

RF Radiated Measurement (Horizontal):

Channel No.	Frequency (MHz)	Correct Factor (dB)	Reading Level (dBμV)	Emission Level (dBμV/m)	Peak Limit (dBμV/m)	Average Limit (dBμV/m)	Result
03 (Peak)	2388.261	6.467	49.715	56.182	74.00	54.00	Pass
03 (Peak)	2390.000	6.474	49.686	56.161	74.00	54.00	Pass
03 (Peak)	2400.000	6.528	68.382	74.910	--	--	--
03 (Peak)	2420.000	6.660	93.245	99.905	--	--	--
03 (Average)	2390.000	6.474	36.986	43.461	74.00	54.00	Pass
03 (Average)	2400.000	6.528	54.482	61.010	--	--	--
03 (Average)	2419.710	6.658	81.620	88.278	--	--	--

Figure Channel 03: Horizontal (Peak)

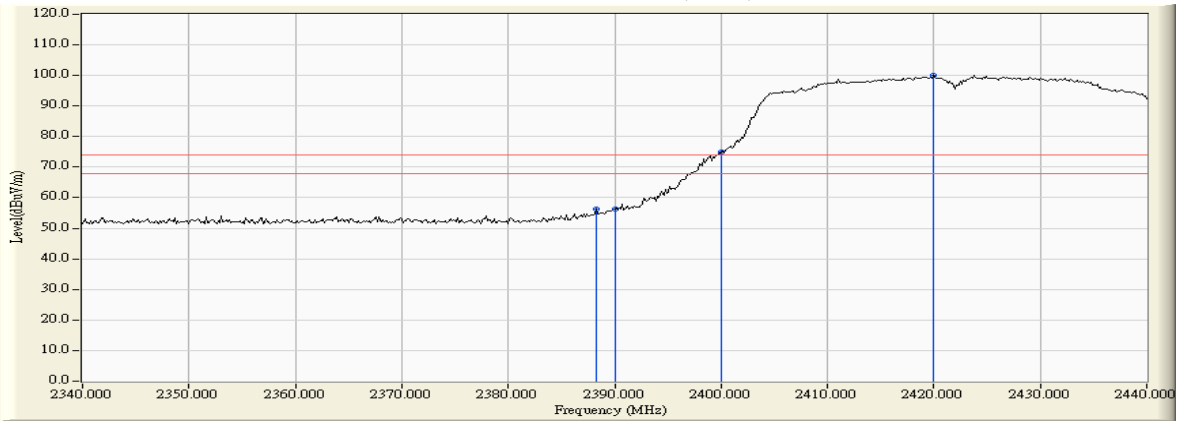

Figure Channel 03: Horizontal (Average)

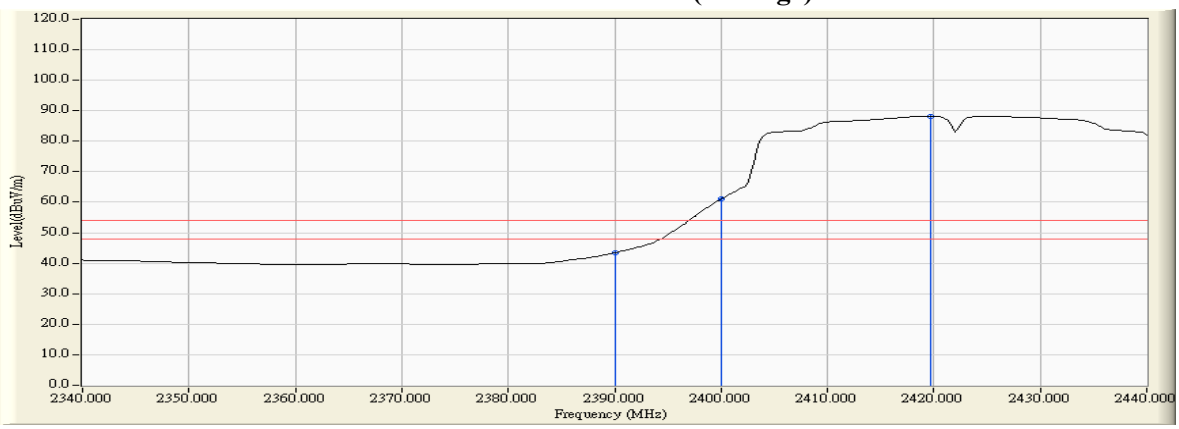

Note:

1. All readings above 1GHz are performed with peak and/or average measurements as necessary.
2. Peak measurements: RBW = 1MHz, VBW = 3 MHz, Sweep: Auto.
3. Average measurements: RBW = 1MHz, VBW = 10 Hz, Sweep: Auto.
4. " * ", means this data is the worst emission level.
5. Measurement Level = Reading Level + Correct Factor.
6. The average measurement was not performed when the peak measured data under the limit of average detection.

Product : Intel® Dual Band Wireless-AC 8265
Test Item : Band Edge
Test Site : No.3 OATS
Test date : 2016.09.10
Test Mode : Mode 1 SISO A: Transmit (802.11n-40BW)_15Mbps (2422MHz)

RF Radiated Measurement (Vertical):

Channel No.	Frequency (MHz)	Correct Factor (dB)	Reading Level (dBμV)	Emission Level (dBμV/m)	Peak Limit (dBμV/m)	Average Limit (dBμV/m)	Result
03 (Peak)	2390.000	5.880	56.112	61.993	74.00	54.00	Pass
03 (Peak)	2400.000	5.879	77.842	83.721	--	--	--
03 (Peak)	2424.203	5.991	104.332	110.322	--	--	--
03 (Average)	2390.000	5.880	41.404	47.285	74.00	54.00	Pass
03 (Average)	2400.000	5.879	63.226	69.105	--	--	--
03 (Average)	2426.812	6.006	92.517	98.523	--	--	--

Figure Channel 03: Vertical (Peak)

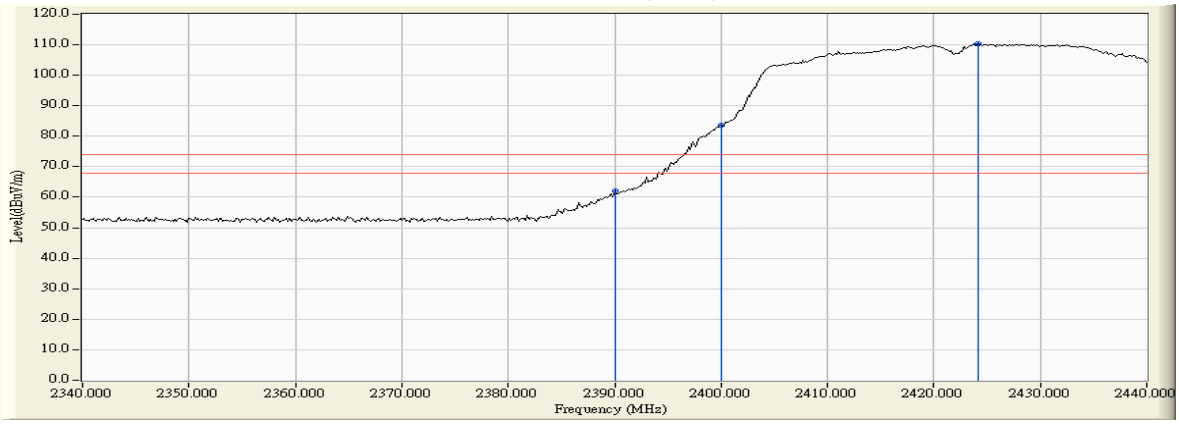

Figure Channel 03: Vertical (Average)

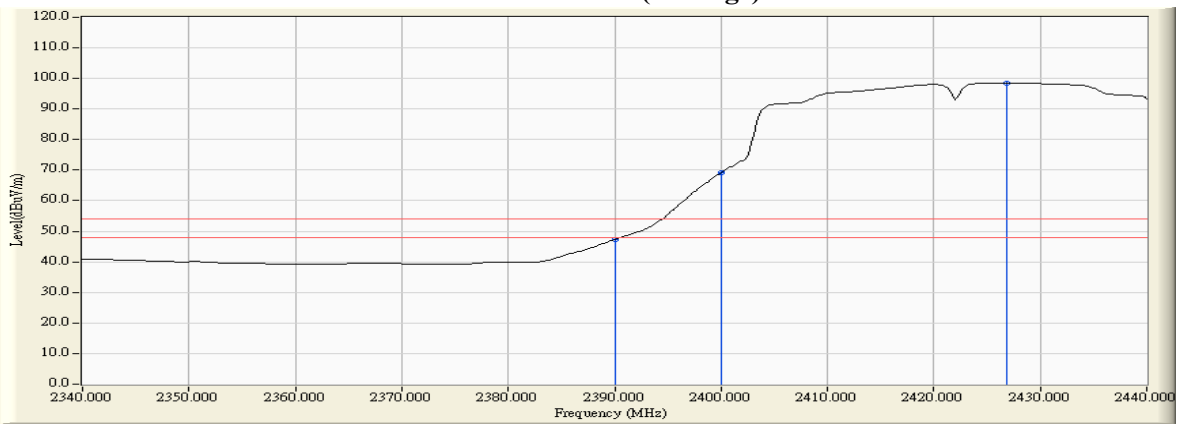

Note:

1. All readings above 1GHz are performed with peak and/or average measurements as necessary.
2. Peak measurements: RBW = 1MHz, VBW = 3 MHz, Sweep: Auto.
3. Average measurements: RBW = 1MHz, VBW = 10 Hz, Sweep: Auto.
4. " * ", means this data is the worst emission level.
5. Measurement Level = Reading Level + Correct Factor.
6. The average measurement was not performed when the peak measured data under the limit of average detection.

Product : Intel® Dual Band Wireless-AC 8265
Test Item : Band Edge
Test Site : No.3 OATS
Test date : 2016.09.10
Test Mode : Mode 1 SISO A: Transmit (802.11n-40BW)_15Mbps (2452MHz)

RF Radiated Measurement (Horizontal):

Channel No.	Frequency (MHz)	Correct Factor (dB)	Reading Level (dBμV)	Emission Level (dBμV/m)	Peak Limit (dBμV/m)	Average Limit (dBμV/m)	Result
09 (Peak)	2454.080	6.902	91.044	97.946	--	--	--
09 (Peak)	2483.500	7.110	50.257	57.367	74.00	54.00	Pass
09 (Average)	2460.746	6.950	79.341	86.290	--	--	--
09 (Average)	2483.500	7.110	37.230	44.340	74.00	54.00	Pass

Figure Channel 09: Horizontal (Peak)

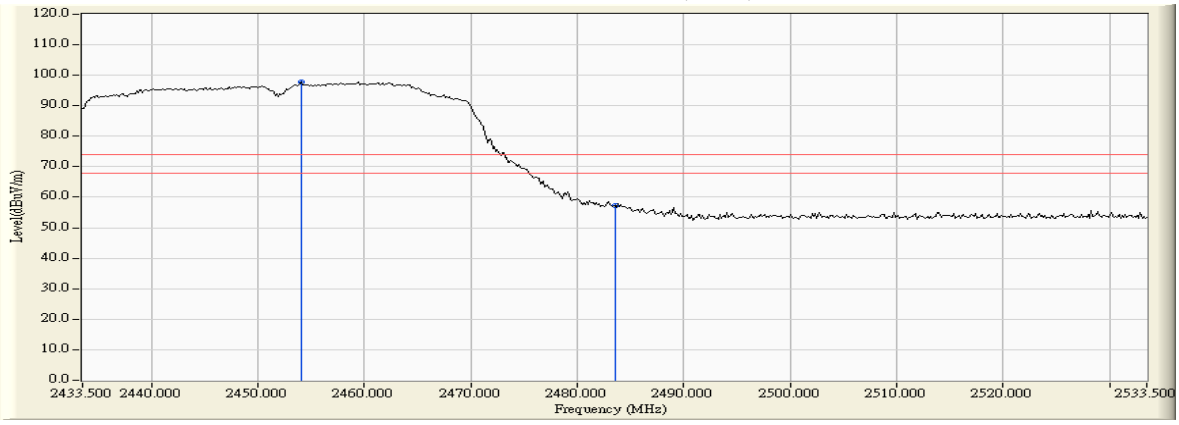

Figure Channel 09: Horizontal (Average)

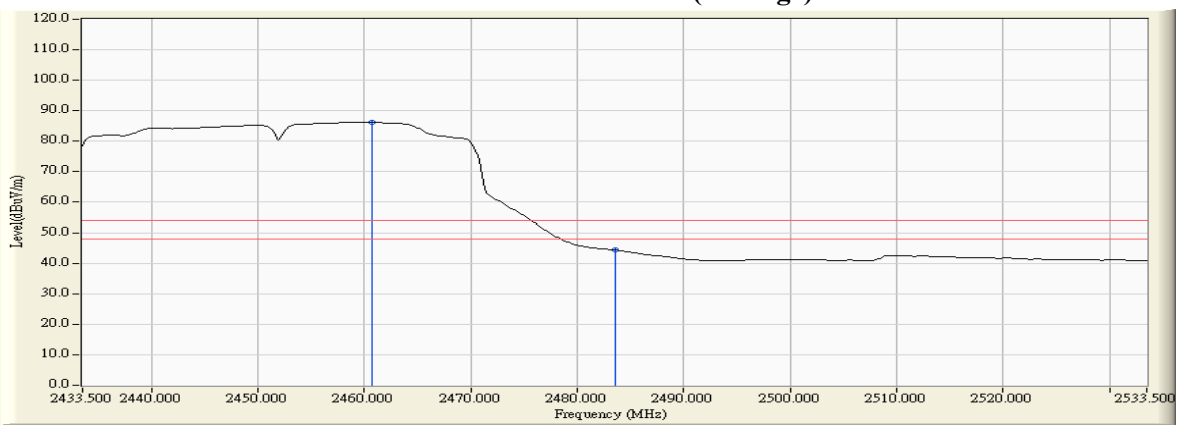

Note:

1. All readings above 1GHz are performed with peak and/or average measurements as necessary.
2. Peak measurements: RBW = 1MHz, VBW = 3 MHz, Sweep: Auto.
3. Average measurements: RBW = 1MHz, VBW = 10 Hz, Sweep: Auto.
4. " * ", means this data is the worst emission level.
5. Measurement Level = Reading Level + Correct Factor.
6. The average measurement was not performed when the peak measured data under the limit of average detection.

Product : Intel® Dual Band Wireless-AC 8265
Test Item : Band Edge
Test Site : No.3 OATS
Test date : 2016.09.10
Test Mode : Mode 1 SISO A: Transmit (802.11n-40BW)_15Mbps (2452MHz)

RF Radiated Measurement (Vertical):

Channel No.	Frequency (MHz)	Correct Factor (dB)	Reading Level (dBμV)	Emission Level (dBμV/m)	Peak Limit (dBμV/m)	Average Limit (dBμV/m)	Result
09 (Peak)	2459.732	6.215	102.552	108.767	--	--	--
09 (Peak)	2483.500	6.363	59.552	65.915	74.00	54.00	Pass
09 (Average)	2460.457	6.220	90.620	96.840	--	--	--
09 (Average)	2483.500	6.363	46.410	52.773	74.00	54.00	Pass

Figure Channel 09: Vertical (Peak)

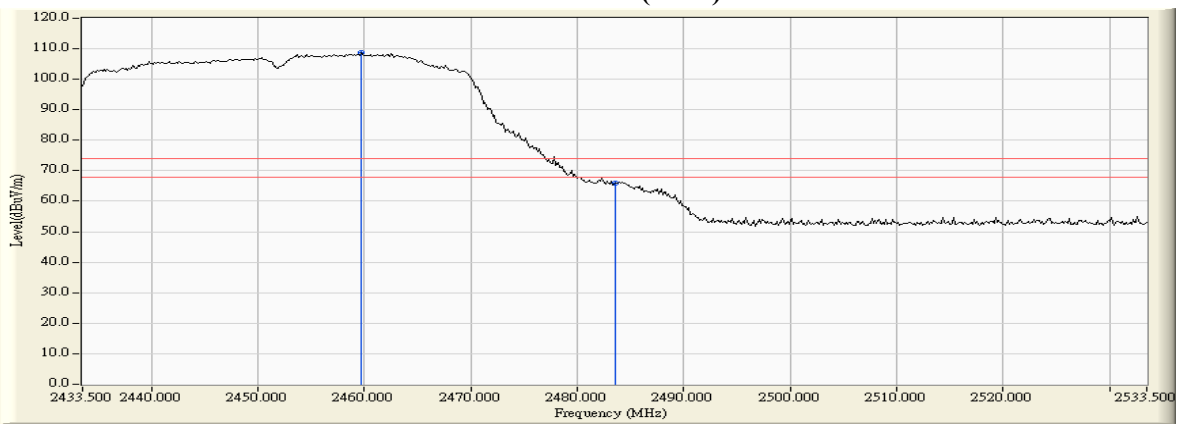

Figure Channel 09: Vertical (Average)

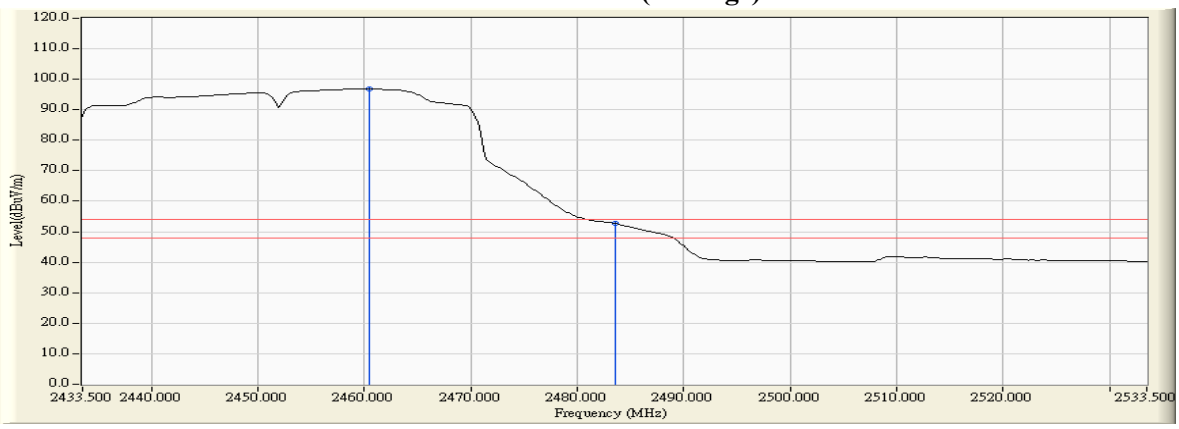

Note:

1. All readings above 1GHz are performed with peak and/or average measurements as necessary.
2. Peak measurements: RBW = 1MHz, VBW = 3 MHz, Sweep: Auto.
3. Average measurements: RBW = 1MHz, VBW = 10 Hz, Sweep: Auto.
4. " * ", means this data is the worst emission level.
5. Measurement Level = Reading Level + Correct Factor.
6. The average measurement was not performed when the peak measured data under the limit of average detection.

Product : Intel® Dual Band Wireless-AC 8265
Test Item : Band Edge
Test Site : No.3 OATS
Test date : 2016.09.10
Test Mode : Mode 1 SISO A: Transmit (802.11n-40BW)_15Mbps (2457MHz)

RF Radiated Measurement (Horizontal):

Channel No.	Frequency (MHz)	Correct Factor (dB)	Reading Level (dBμV)	Emission Level (dBμV/m)	Peak Limit (dBμV/m)	Average Limit (dBμV/m)	Result
10 (Peak)	2460.022	6.944	86.834	93.778	--	--	--
10 (Peak)	2483.500	7.110	49.831	56.941	74.00	54.00	Pass
10 (Average)	2460.167	6.945	75.513	82.458	--	--	--
10 (Average)	2483.500	7.110	37.478	44.588	74.00	54.00	Pass

Figure Channel 10: Horizontal (Peak)

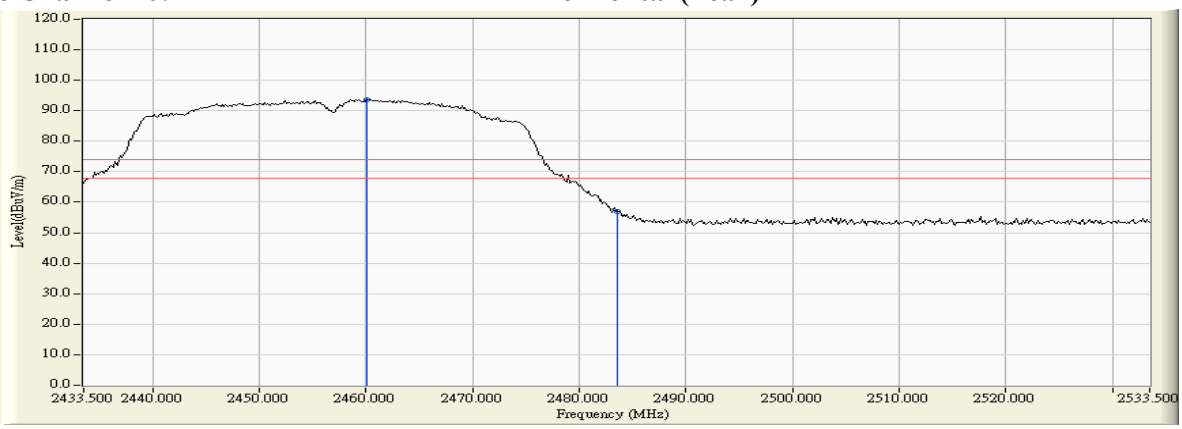

Figure Channel 10: Horizontal (Average)

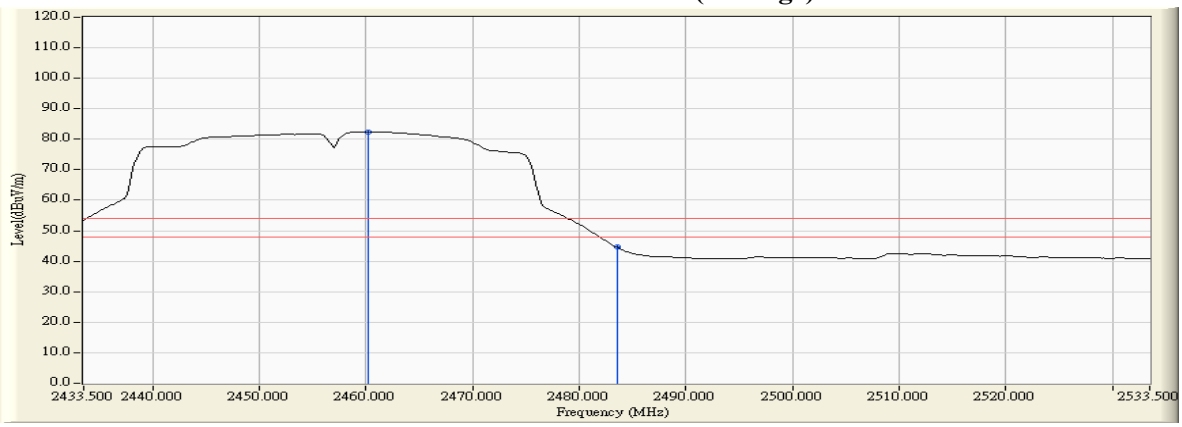

Note:

1. All readings above 1GHz are performed with peak and/or average measurements as necessary.
2. Peak measurements: RBW = 1MHz, VBW = 3 MHz, Sweep: Auto.
3. Average measurements: RBW = 1MHz, VBW = 10 Hz, Sweep: Auto.
4. " * ", means this data is the worst emission level.
5. Measurement Level = Reading Level + Correct Factor.
6. The average measurement was not performed when the peak measured data under the limit of average detection.

Product : Intel® Dual Band Wireless-AC 8265
Test Item : Band Edge
Test Site : No.3 OATS
Test date : 2016.09.10
Test Mode : Mode 1 SISO A: Transmit (802.11n-40BW)_15Mbps (2457MHz)

RF Radiated Measurement (Vertical):

Channel No.	Frequency (MHz)	Correct Factor (dB)	Reading Level (dBμV)	Emission Level (dBμV/m)	Peak Limit (dBμV/m)	Average Limit (dBμV/m)	Result
10 (Peak)	2459.877	6.216	98.179	104.395	--	--	--
10 (Peak)	2483.500	6.363	59.628	65.991	74.00	54.00	Pass
10 (Average)	2460.746	6.222	86.278	92.499	--	--	--
10 (Average)	2483.500	6.363	46.789	53.152	74.00	54.00	Pass

Figure Channel 10: Vertical (Peak)

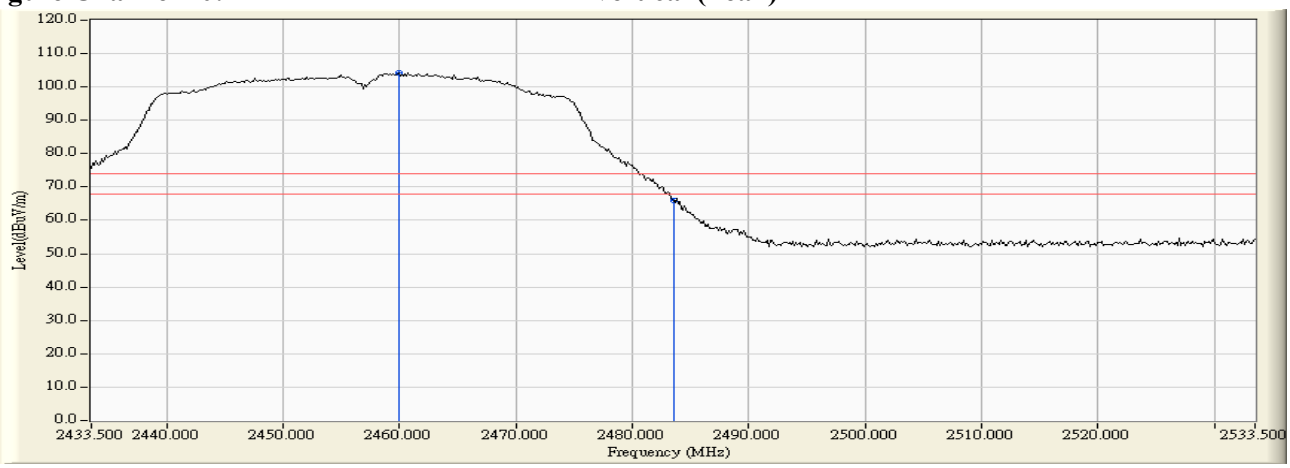

Figure Channel 10: Vertical (Average)

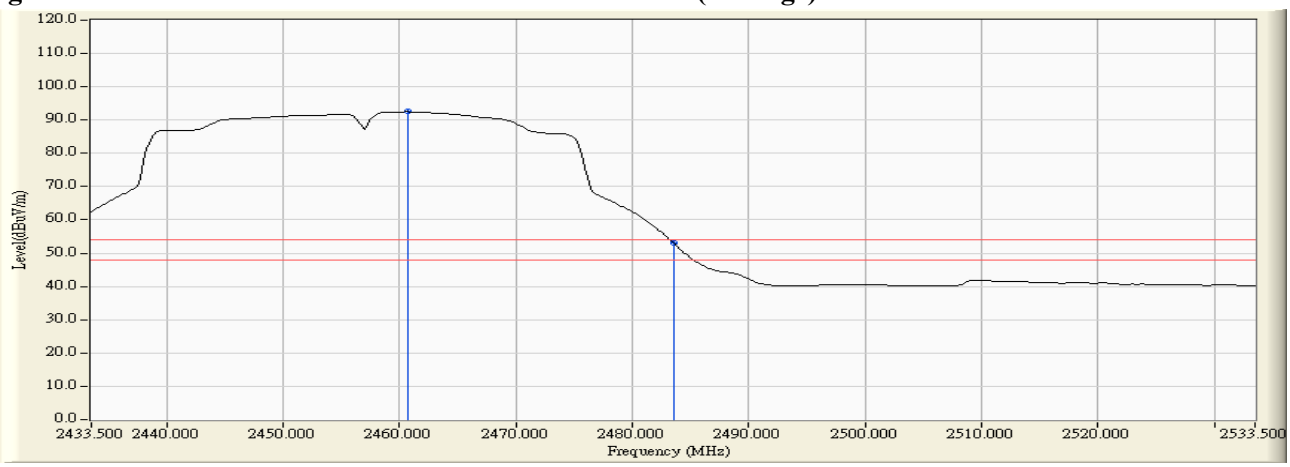

Note:

1. All readings above 1GHz are performed with peak and/or average measurements as necessary.
2. Peak measurements: RBW = 1MHz, VBW = 3 MHz, Sweep: Auto.
3. Average measurements: RBW = 1MHz, VBW = 10 Hz, Sweep: Auto.
4. " * ", means this data is the worst emission level.
5. Measurement Level = Reading Level + Correct Factor.
6. The average measurement was not performed when the peak measured data under the limit of average detection.

Product : Intel® Dual Band Wireless-AC 8265
Test Item : Band Edge
Test Site : No.3 OATS
Test date : 2016.09.10
Test Mode : Mode 1 SISO A: Transmit (802.11n-40BW)_15Mbps (2462MHz)

RF Radiated Measurement (Horizontal):

Channel No.	Frequency (MHz)	Correct Factor (dB)	Reading Level (dBμV)	Emission Level (dBμV/m)	Peak Limit (dBμV/m)	Average Limit (dBμV/m)	Result
11 (Peak)	2459.152	6.938	71.663	78.601	--	--	--
11 (Peak)	2483.500	7.110	48.389	55.499	74.00	54.00	Pass
11 (Average)	2460.022	6.944	60.380	67.324	--	--	--
11 (Average)	2483.500	7.110	36.854	43.964	74.00	54.00	Pass

Figure Channel 11: Horizontal (Peak)

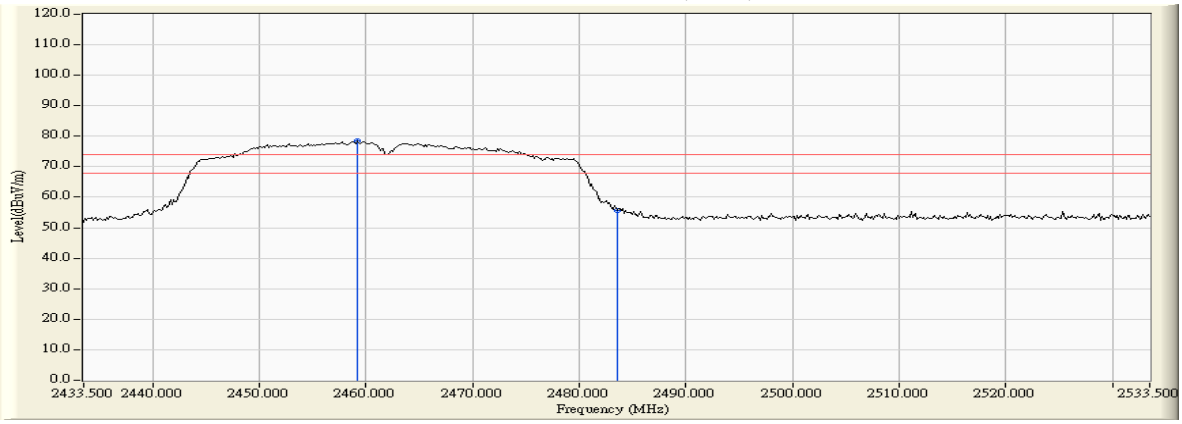

Figure Channel 11: Horizontal (Average)

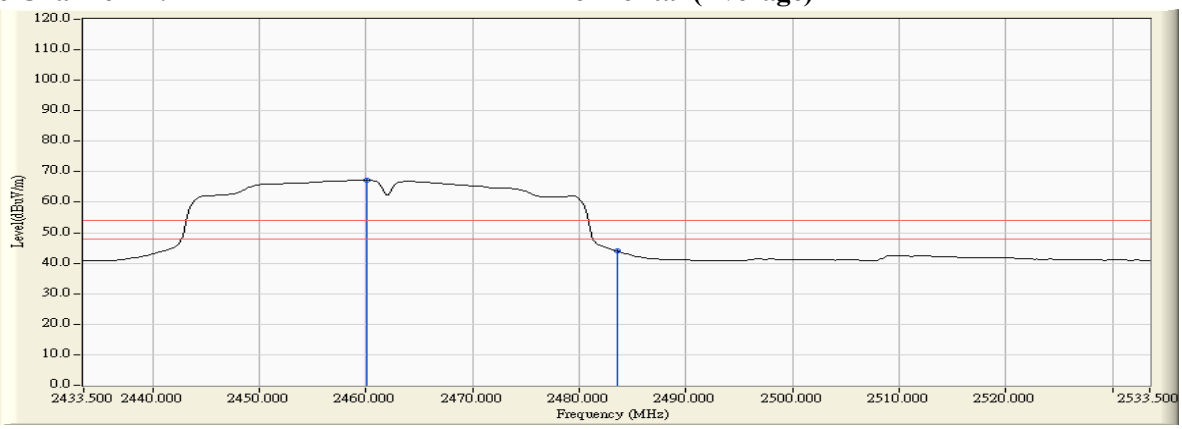

Note:

1. All readings above 1GHz are performed with peak and/or average measurements as necessary.
2. Peak measurements: RBW = 1MHz, VBW = 3 MHz, Sweep: Auto.
3. Average measurements: RBW = 1MHz, VBW = 10 Hz, Sweep: Auto.
4. " * ", means this data is the worst emission level.
5. Measurement Level = Reading Level + Correct Factor.
6. The average measurement was not performed when the peak measured data under the limit of average detection.

Product : Intel® Dual Band Wireless-AC 8265
Test Item : Band Edge
Test Site : No.3 OATS
Test date : 2016.09.10
Test Mode : Mode 1 SISO A: Transmit (802.11n-40BW)_15Mbps (2462MHz)

RF Radiated Measurement (Vertical):

Channel No.	Frequency (MHz)	Correct Factor (dB)	Reading Level (dBμV)	Emission Level (dBμV/m)	Peak Limit (dBμV/m)	Average Limit (dBμV/m)	Result
11 (Peak)	2459.732	6.215	83.230	89.445	--	--	--
11 (Peak)	2483.500	6.363	58.900	65.263	74.00	54.00	Pass
11 (Average)	2459.732	6.215	71.977	78.192	--	--	--
11 (Average)	2483.500	6.363	45.489	51.852	74.00	54.00	Pass

Figure Channel 11: Vertical (Peak)

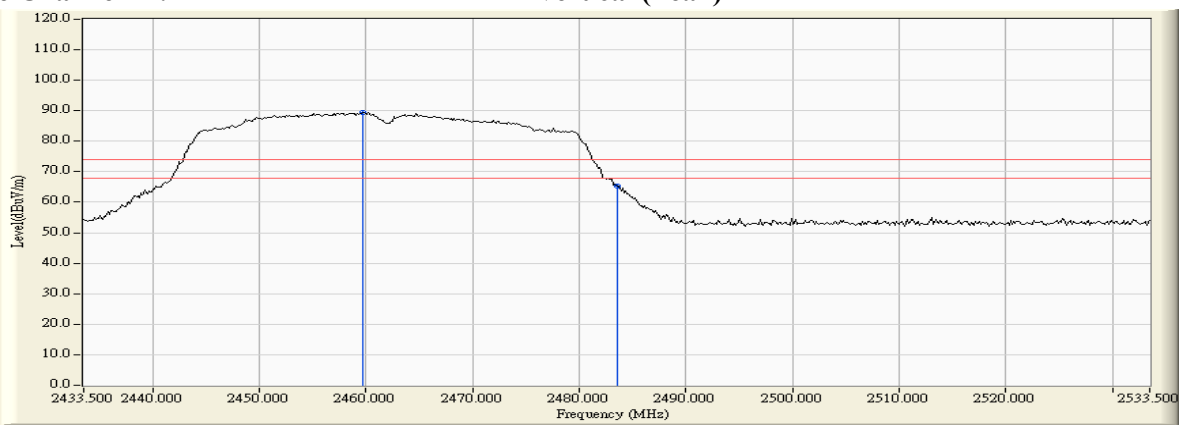

Figure Channel 11: Vertical (Average)

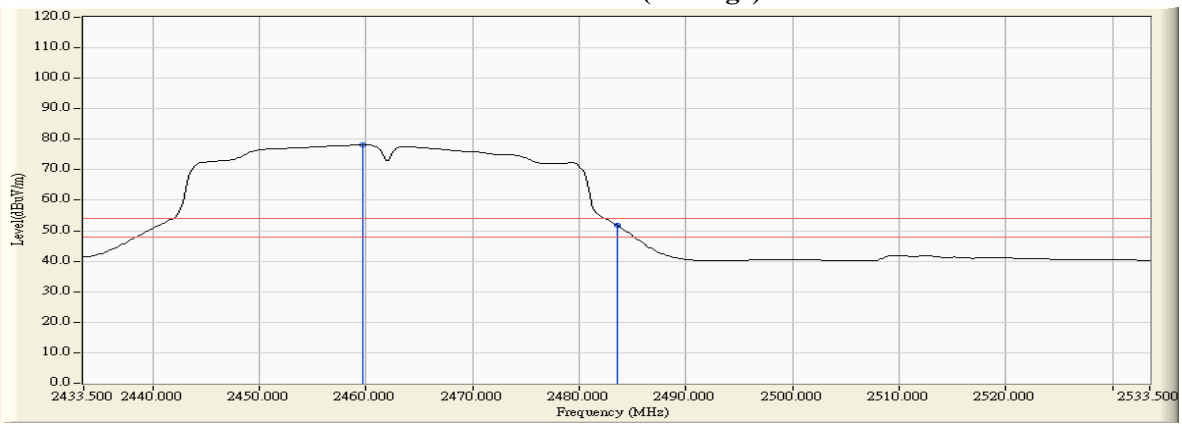

Note:

1. All readings above 1GHz are performed with peak and/or average measurements as necessary.
2. Peak measurements: RBW = 1MHz, VBW = 3 MHz, Sweep: Auto.
3. Average measurements: RBW = 1MHz, VBW = 10 Hz, Sweep: Auto.
4. " * ", means this data is the worst emission level.
5. Measurement Level = Reading Level + Correct Factor.
6. The average measurement was not performed when the peak measured data under the limit of average detection.

Product	:	Intel® Dual Band Wireless-AC 8265
Test Item	:	Band Edge
Test Site	:	No.3 OATS
Test date	:	2016.09.11
Test Mode	:	Mode 2 SISO B: Transmit (802.11b 1Mbps) (2412MHz)

RF Radiated Measurement (Horizontal):

Channel No.	Frequency (MHz)	Correct Factor (dB)	Reading Level (dBμV)	Emission Level (dBμV/m)	Peak Limit (dBμV/m)	Average Limit (dBμV/m)	Result
01 (Peak)	2387.101	6.462	40.344	46.806	74.00	54.00	Pass
01 (Peak)	2390.000	6.474	37.054	43.529	74.00	54.00	Pass
01 (Peak)	2396.957	6.510	53.785	60.295	--	--	--
01 (Peak)	2400.000	6.528	51.027	57.555	--	--	--
01 (Peak)	2413.623	6.614	92.754	99.368	--	--	--
01 (Average)	2387.681	6.464	30.340	36.805	74.00	54.00	Pass
01 (Average)	2390.000	6.474	25.265	31.740	74.00	54.00	Pass
01 (Average)	2399.275	6.524	48.688	55.212	--	--	--
01 (Average)	2400.000	6.528	44.891	51.419	--	--	--
01 (Average)	2414.783	6.623	88.583	95.206	--	--	--

Figure Channel 01: Horizontal (Peak)

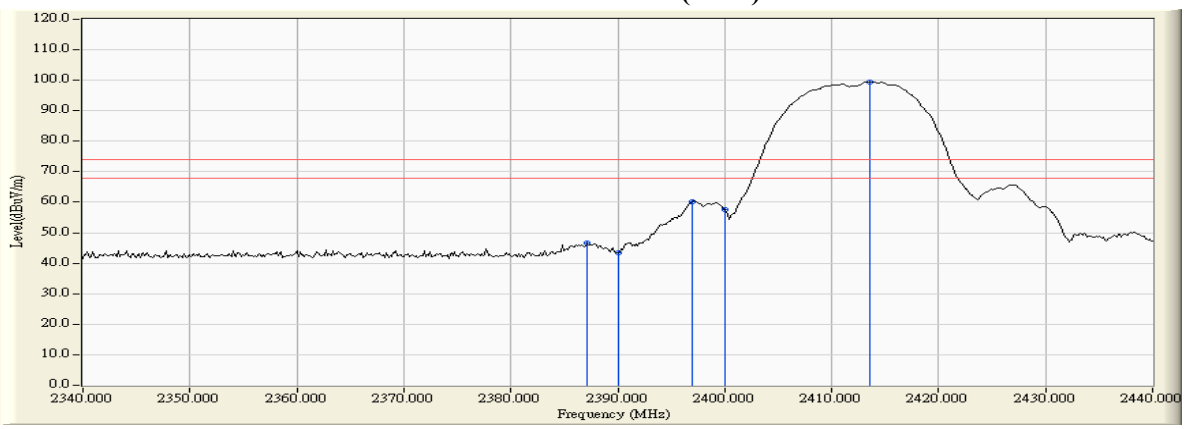

Figure Channel 01: Horizontal (Average)

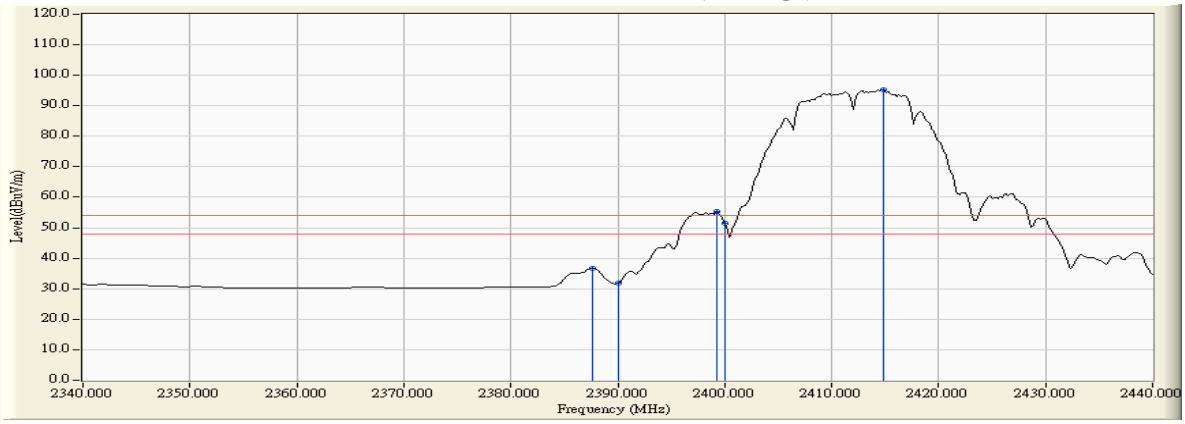

Note:

1. All readings above 1GHz are performed with peak and/or average measurements as necessary.
2. Peak measurements: RBW = 1MHz, VBW = 3 MHz, Sweep: Auto.
3. Average measurements: RBW = 1MHz, VBW = 10 Hz, Sweep: Auto.
4. " * ", means this data is the worst emission level.
5. Measurement Level = Reading Level + Correct Factor.
6. The average measurement was not performed when the peak measured data under the limit of average detection.

Product : Intel® Dual Band Wireless-AC 8265
Test Item : Band Edge
Test Site : No.3 OATS
Test date : 2016.09.11
Test Mode : Mode 2 SISO B: Transmit (802.11b 1Mbps) (2412MHz)

RF Radiated Measurement (Vertical):

Channel No.	Frequency (MHz)	Correct Factor (dB)	Reading Level (dBμV)	Emission Level (dBμV/m)	Peak Limit (dBμV/m)	Average Limit (dBμV/m)	Result
01 (Peak)	2385.797	5.899	46.200	52.098	74.00	54.00	Pass
01 (Peak)	2390.000	5.880	44.325	50.206	74.00	54.00	Pass
01 (Peak)	2397.101	5.872	63.724	69.596	--	--	--
01 (Peak)	2400.000	5.879	61.110	66.989	--	--	--
01 (Peak)	2413.478	5.923	104.214	110.137	--	--	--
01 (Average)	2385.797	5.899	39.784	45.682	74.00	54.00	Pass
01 (Average)	2390.000	5.880	35.345	41.226	74.00	54.00	Pass
01 (Average)	2398.261	5.876	58.515	64.390	--	--	--
01 (Average)	2400.000	5.879	55.584	61.463	--	--	--
01 (Average)	2414.783	5.931	99.839	105.770	--	--	--

Figure Channel 01: Vertical (Peak)

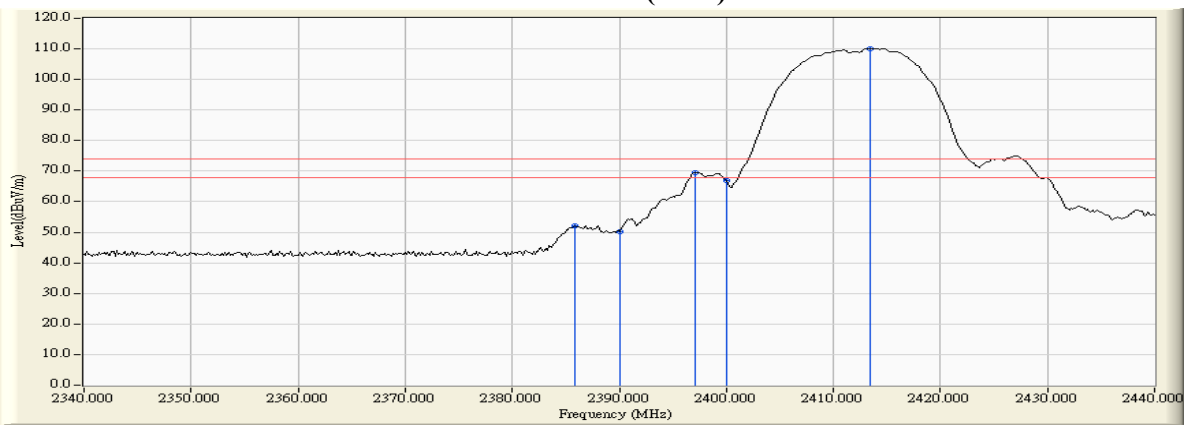

Figure Channel 01: Vertical (Average)

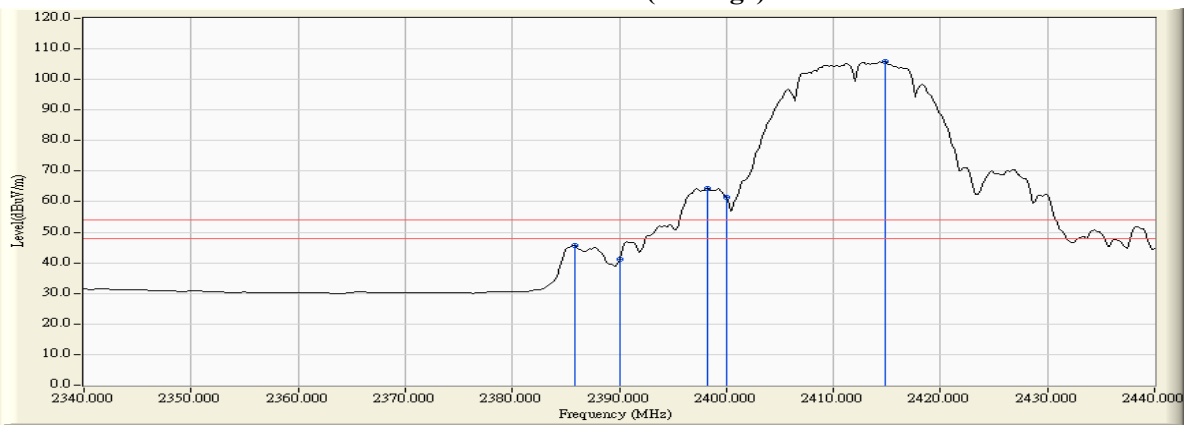

Note:
1. All readings above 1GHz are performed with peak and/or average measurements as necessary.
2. Peak measurements: RBW = 1MHz, VBW = 3 MHz, Sweep: Auto.
3. Average measurements: RBW = 1MHz, VBW = 10 Hz, Sweep: Auto.
4. " * ", means this data is the worst emission level.
5. Measurement Level = Reading Level + Correct Factor.
6. The average measurement was not performed when the peak measured data under the limit of average detection.

Product : Intel® Dual Band Wireless-AC 8265
Test Item : Band Edge
Test Site : No.3 OATS
Test date : 2016.09.11
Test Mode : Mode 2 SISO B: Transmit (802.11b 1Mbps) (2462MHz)

F Radiated Measurement (Horizontal):

Channel No.	Frequency (MHz)	Correct Factor (dB)	Reading Level (dBμV)	Emission Level (dBμV/m)	Peak Limit (dBμV/m)	Average Limit (dBμV/m)	Result
11 (Peak)	2460.891	6.951	91.691	98.642	--	--	--
11 (Peak)	2483.500	7.110	45.344	52.454	74.00	54.00	Pass
11 (Peak)	2488.428	7.145	45.835	52.980	74.00	54.00	Pass
11 (Average)	2461.181	6.953	87.575	94.528	--	--	--
11 (Average)	2483.500	7.110	35.033	42.143	74.00	54.00	Pass

Figure Channel 11: Horizontal (Peak)

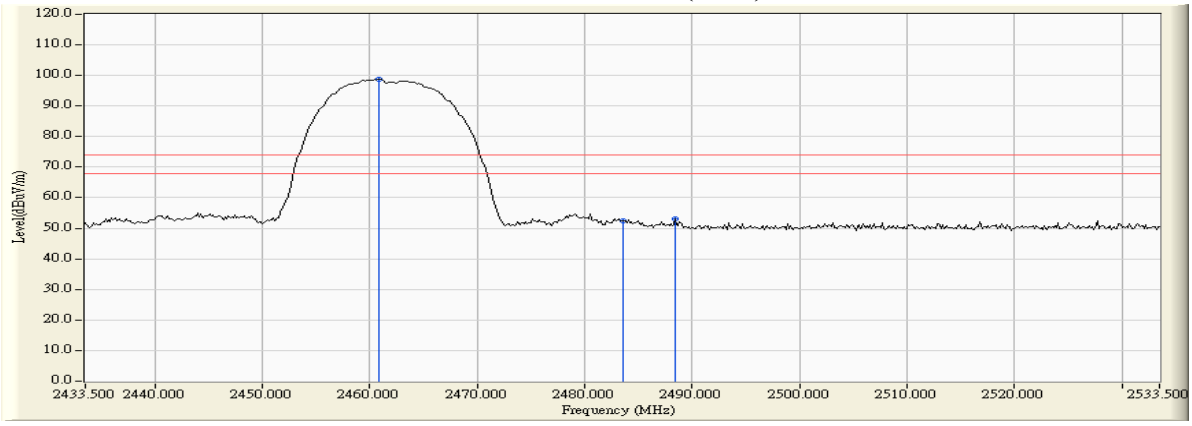

Figure Channel 11: Horizontal (Average)

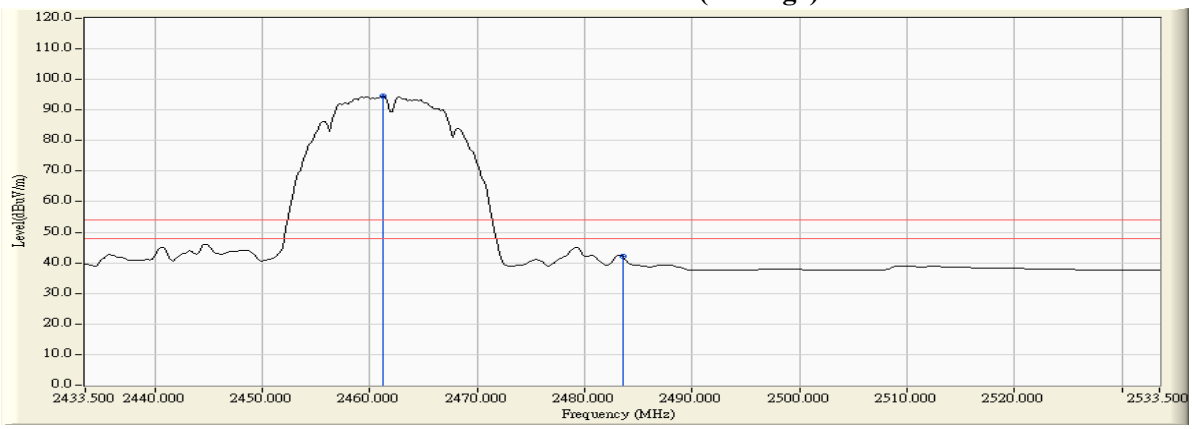

Note:

1. All readings above 1GHz are performed with peak and/or average measurements as necessary.
2. Peak measurements: RBW = 1MHz, VBW = 3 MHz, Sweep: Auto.
3. Average measurements: RBW = 1MHz, VBW = 10 Hz, Sweep: Auto.
4. " * ", means this data is the worst emission level.
5. Measurement Level = Reading Level + Correct Factor.
6. The average measurement was not performed when the peak measured data under the limit of average detection.

Product : Intel® Dual Band Wireless-AC 8265
Test Item : Band Edge
Test Site : No.3 OATS
Test date : 2016.09.11
Test Mode : Mode 2 SISO B: Transmit (802.11b 1Mbps) (2462MHz)

RF Radiated Measurement (Vertical):

Channel No.	Frequency (MHz)	Correct Factor (dB)	Reading Level (dBμV)	Emission Level (dBμV/m)	Peak Limit (dBμV/m)	Average Limit (dBμV/m)	Result
11 (Peak)	2460.891	6.223	103.269	109.491	--	--	--
11 (Peak)	2483.500	6.363	53.163	59.526	74.00	54.00	Pass
11 (Peak)	2483.790	6.365	53.588	59.953	74.00	54.00	Pass
11 (Average)	2461.181	6.224	98.909	105.133	--	--	--
11 (Average)	2483.500	6.363	47.581	53.944	74.00	54.00	Pass

Figure Channel 11: Vertical (Peak)

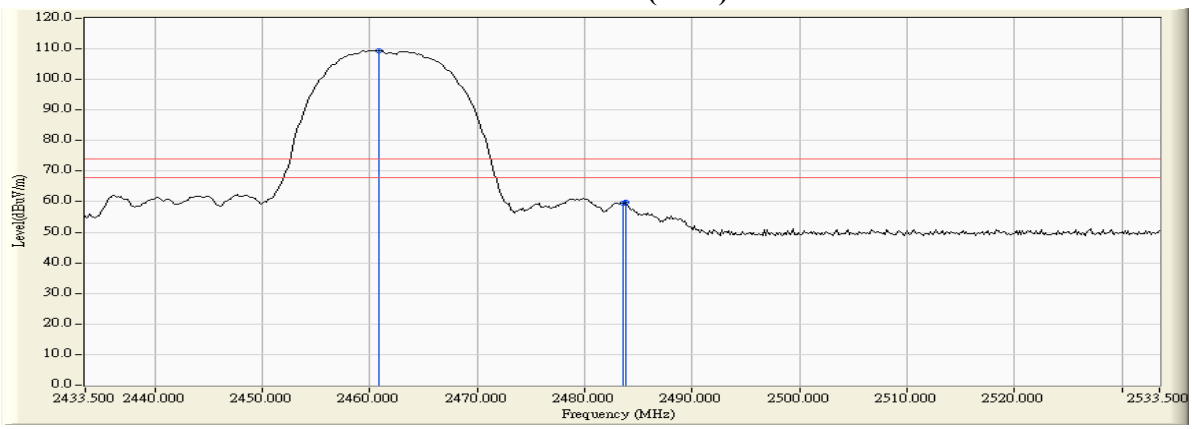

Figure Channel 11: Vertical (Average)

Note:
1. All readings above 1GHz are performed with peak and/or average measurements as necessary.
2. Peak measurements: RBW = 1MHz, VBW = 3 MHz, Sweep: Auto.
3. Average measurements: RBW = 1MHz, VBW = 10 Hz, Sweep: Auto.
4. " * ", means this data is the worst emission level.
5. Measurement Level = Reading Level + Correct Factor.
6. The average measurement was not performed when the peak measured data under the limit of average detection.

Product : Intel® Dual Band Wireless-AC 8265
Test Item : Band Edge
Test Site : No.3 OATS
Test date : 2016.09.11
Test Mode : Mode 2 SISO B: Transmit (802.11b 1Mbps) (2467MHz)

F Radiated Measurement (Horizontal):

Channel No.	Frequency (MHz)	Correct Factor (dB)	Reading Level (dBμV)	Emission Level (dBμV/m)	Peak Limit (dBμV/m)	Average Limit (dBμV/m)	Result
12 (Peak)	2465.094	6.980	89.686	96.666	--	--	--
12 (Peak)	2483.500	7.110	42.366	49.476	74.00	54.00	Pass
12 (Average)	2464.225	6.974	85.574	92.548	--	--	--
12 (Average)	2483.500	7.110	31.826	38.936	74.00	54.00	Pass

Figure Channel 12: Horizontal (Peak)

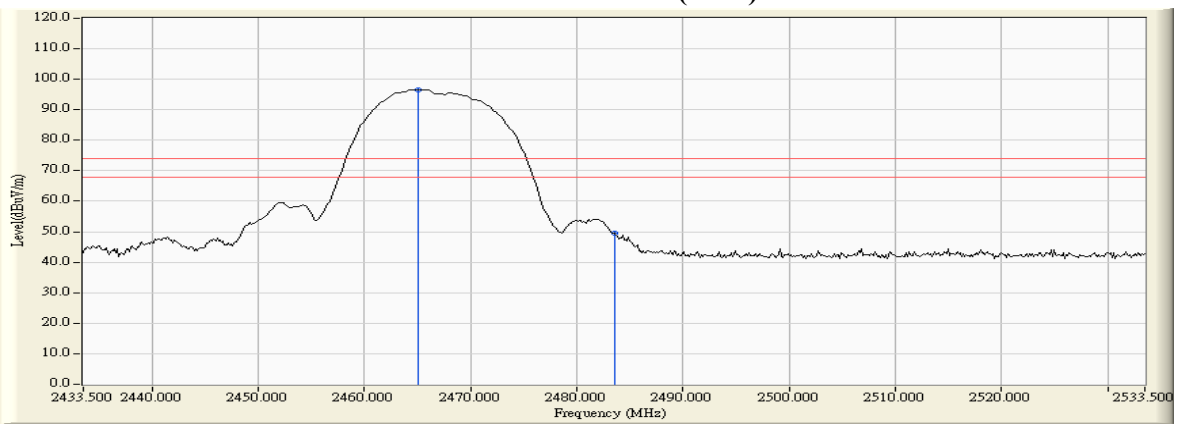

Figure Channel 12: Horizontal (Average)

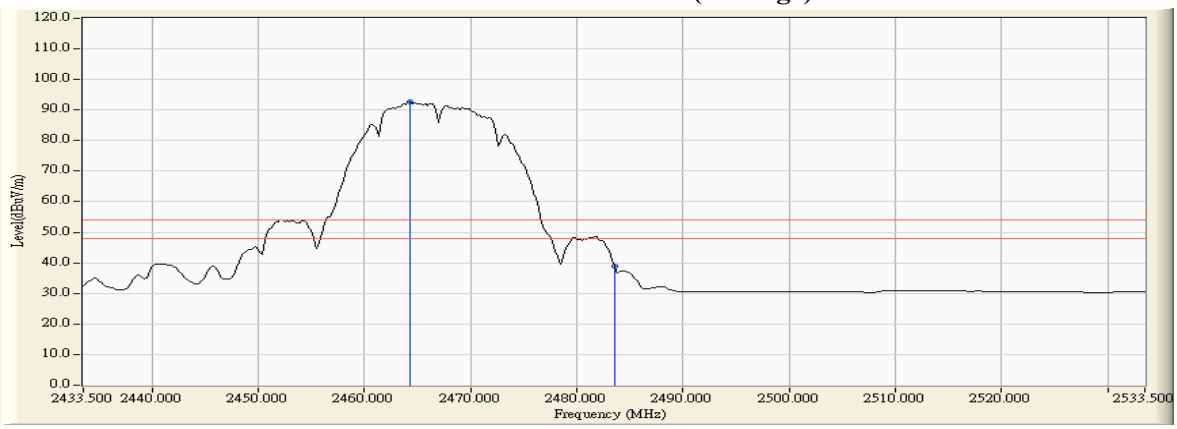

Note:

1. All readings above 1GHz are performed with peak and/or average measurements as necessary.
2. Peak measurements: RBW = 1MHz, VBW = 3 MHz, Sweep: Auto.
3. Average measurements: RBW = 1MHz, VBW = 10 Hz, Sweep: Auto.
4. " * ", means this data is the worst emission level.
5. Measurement Level = Reading Level + Correct Factor.
6. The average measurement was not performed when the peak measured data under the limit of average detection.

Product : Intel® Dual Band Wireless-AC 8265
Test Item : Band Edge
Test Site : No.3 OATS
Test date : 2016.09.11
Test Mode : Mode 2 SISO B: Transmit (802.11b 1Mbps) (2467MHz)

RF Radiated Measurement (Vertical):

Channel No.	Frequency (MHz)	Correct Factor (dB)	Reading Level (dBμV)	Emission Level (dBμV/m)	Peak Limit (dBμV/m)	Average Limit (dBμV/m)	Result
12 (Peak)	2465.529	6.251	101.240	107.491	--	--	--
12 (Peak)	2483.500	6.363	54.395	60.758	74.00	54.00	Pass
12 (Average)	2464.225	6.244	96.879	103.122	--	--	--
12 (Average)	2483.500	6.363	44.610	50.973	74.00	54.00	Pass

Figure Channel 12: Vertical (Peak)

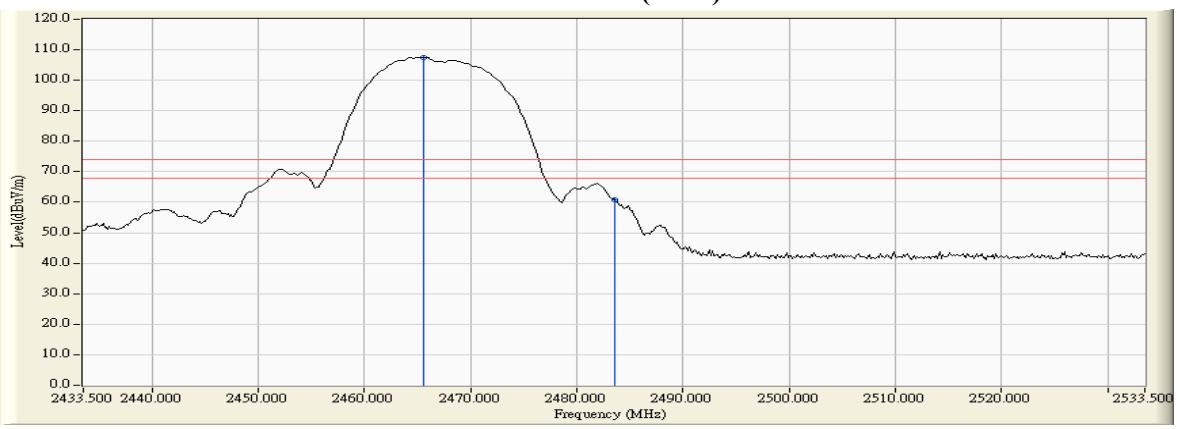

Figure Channel 12: Vertical (Average)

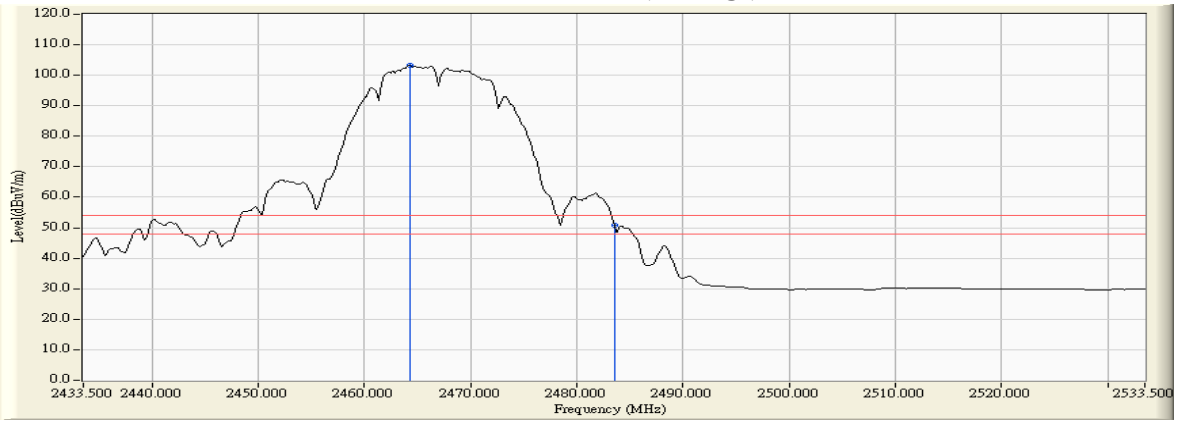

Note:
1. All readings above 1GHz are performed with peak and/or average measurements as necessary.
2. Peak measurements: RBW = 1MHz, VBW = 3 MHz, Sweep: Auto.
3. Average measurements: RBW = 1MHz, VBW = 10 Hz, Sweep: Auto.
4. " * ", means this data is the worst emission level.
5. Measurement Level = Reading Level + Correct Factor.
6. The average measurement was not performed when the peak measured data under the limit of average detection.

Product : Intel® Dual Band Wireless-AC 8265
Test Item : Band Edge
Test Site : No.3 OATS
Test date : 2016.09.11
Test Mode : Mode 2 SISO B: Transmit (802.11b 1Mbps) (2472MHz)

F Radiated Measurement (Horizontal):

Channel No.	Frequency (MHz)	Correct Factor (dB)	Reading Level (dBμV)	Emission Level (dBμV/m)	Peak Limit (dBμV/m)	Average Limit (dBμV/m)	Result
13 (Peak)	2470.457	7.018	81.268	88.286	--	--	--
13 (Peak)	2483.500	7.110	38.638	45.748	74.00	54.00	Pass
13 (Peak)	2485.529	7.124	42.227	49.351	74.00	54.00	Pass
13 (Average)	2469.297	7.009	77.195	84.205	--	--	--
13 (Average)	2483.500	7.110	27.434	34.544	74.00	54.00	Pass
13 (Average)	2484.804	7.120	33.912	41.031	74.00	54.00	Pass

Figure Channel 13: Horizontal (Peak)

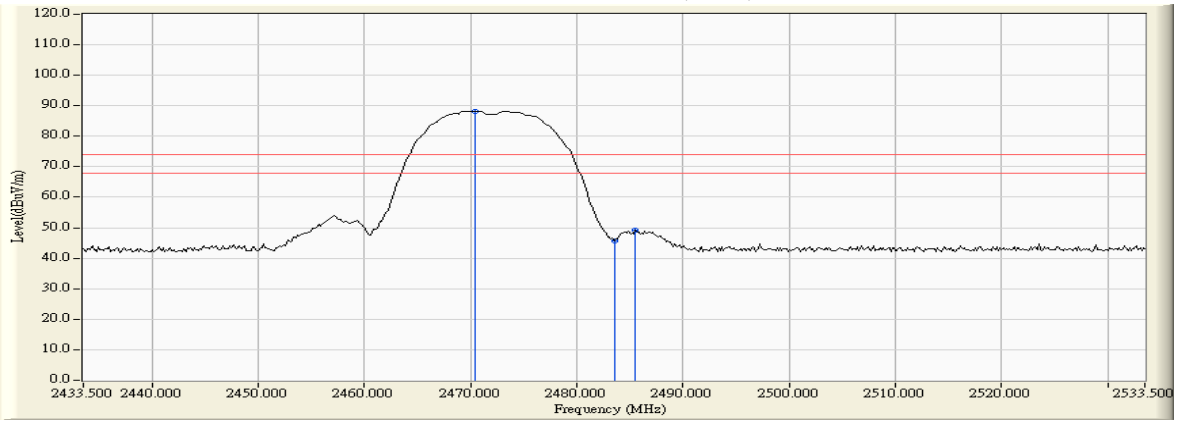

Figure Channel 13: Horizontal (Average)

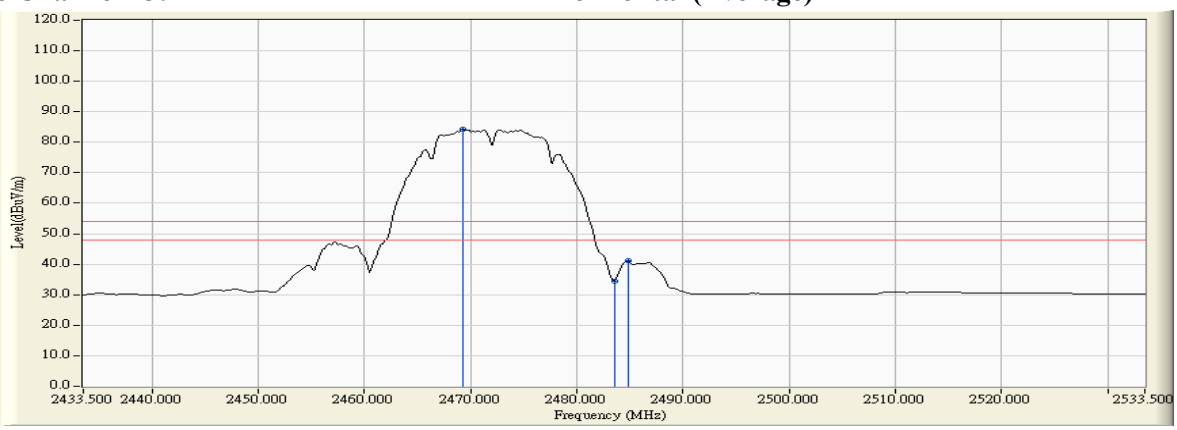

Note:

1. All readings above 1GHz are performed with peak and/or average measurements as necessary.
2. Peak measurements: RBW = 1MHz, VBW = 3 MHz, Sweep: Auto.
3. Average measurements: RBW = 1MHz, VBW = 10 Hz, Sweep: Auto.
4. " * ", means this data is the worst emission level.
5. Measurement Level = Reading Level + Correct Factor.
6. The average measurement was not performed when the peak measured data under the limit of average detection.

Product : Intel® Dual Band Wireless-AC 8265
Test Item : Band Edge
Test Site : No.3 OATS
Test date : 2016.09.11
Test Mode : Mode 2 SISO B: Transmit (802.11b 1Mbps) (2472MHz)

RF Radiated Measurement (Vertical):

Channel No.	Frequency (MHz)	Correct Factor (dB)	Reading Level (dBμV)	Emission Level (dBμV/m)	Peak Limit (dBμV/m)	Average Limit (dBμV/m)	Result
13 (Peak)	2473.065	6.298	93.115	99.413	--	--	--
13 (Peak)	2483.500	6.363	47.005	53.368	74.00	54.00	Pass
13 (Peak)	2484.949	6.373	51.216	57.588	74.00	54.00	Pass
13 (Average)	2469.297	6.274	88.891	95.166	--	--	--
13 (Average)	2483.500	6.363	37.028	43.391	74.00	54.00	Pass
13 (Average)	2484.804	6.372	45.758	52.129	74.00	54.00	Pass

Figure Channel 13: Vertical (Peak)

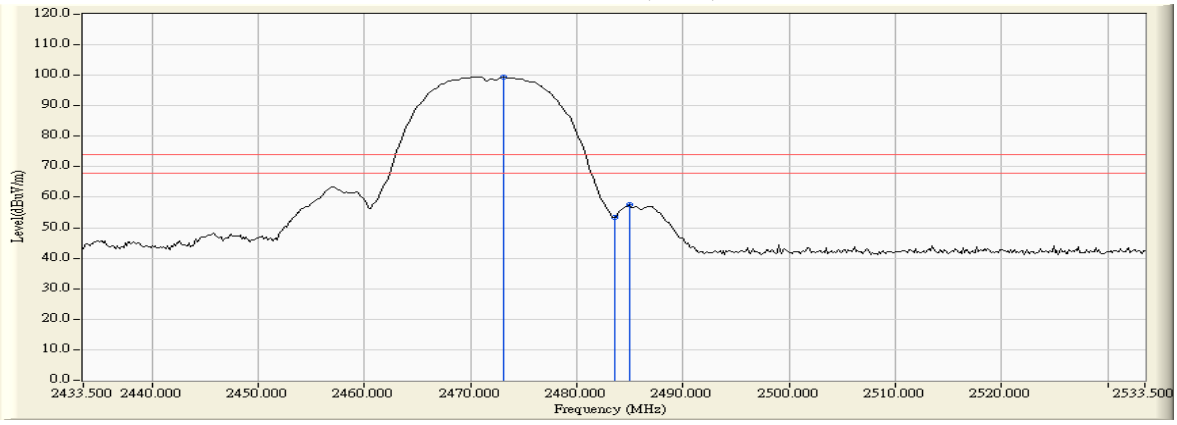

Figure Channel 13: Vertical (Average)

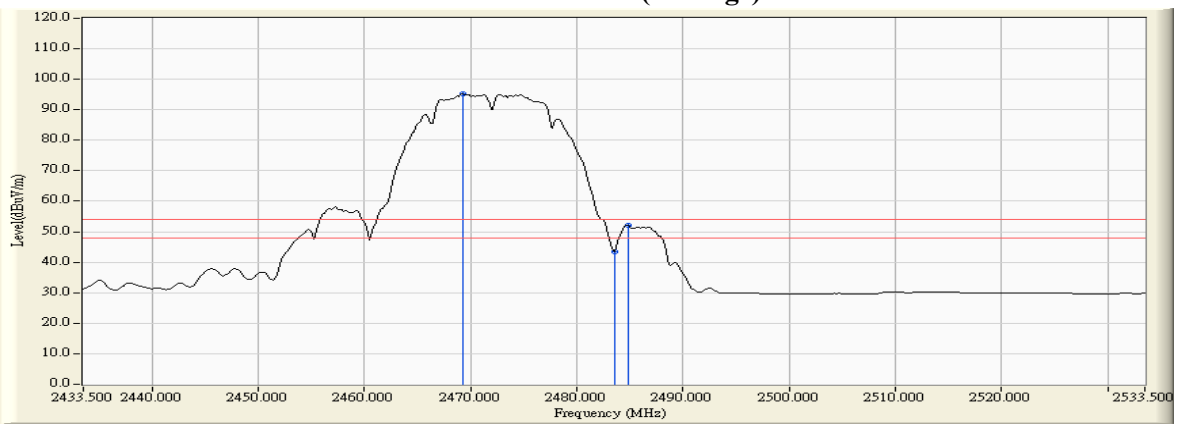

Note:
1. All readings above 1GHz are performed with peak and/or average measurements as necessary.
2. Peak measurements: RBW = 1MHz, VBW = 3 MHz, Sweep: Auto.
3. Average measurements: RBW = 1MHz, VBW = 10 Hz, Sweep: Auto.
4. " * ", means this data is the worst emission level.
5. Measurement Level = Reading Level + Correct Factor.
6. The average measurement was not performed when the peak measured data under the limit of average detection.

Product : Intel® Dual Band Wireless-AC 8265
Test Item : Band Edge
Test Site : No.3 OATS
Test date : 2016.09.11
Test Mode : Mode 2 SISO B: Transmit (802.11g 6Mbps) (2412MHz)

RF Radiated Measurement (Horizontal):

Channel No.	Frequency (MHz)	Correct Factor (dB)	Reading Level (dBμV)	Emission Level (dBμV/m)	Peak Limit (dBμV/m)	Average Limit (dBμV/m)	Result
01 (Peak)	2390.000	6.474	50.580	57.055	74.00	54.00	Pass
01 (Peak)	2399.710	6.527	72.649	79.176	--	--	--
01 (Peak)	2400.000	6.528	71.606	78.134	--	--	--
01 (Peak)	2416.087	6.632	95.551	102.183	--	--	--
01 (Average)	2390.000	6.474	30.628	37.103	74.00	54.00	Pass
01 (Average)	2400.000	6.528	52.428	58.956	--	--	--
01 (Average)	2416.232	6.633	83.797	90.430	--	--	--

Figure Channel 01: Horizontal (Peak)

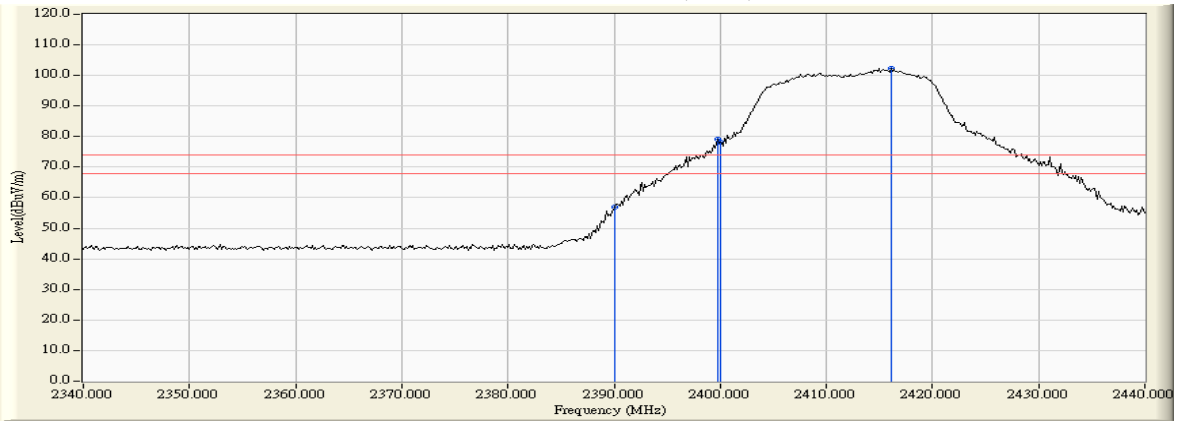

Figure Channel 01: Horizontal (Average)

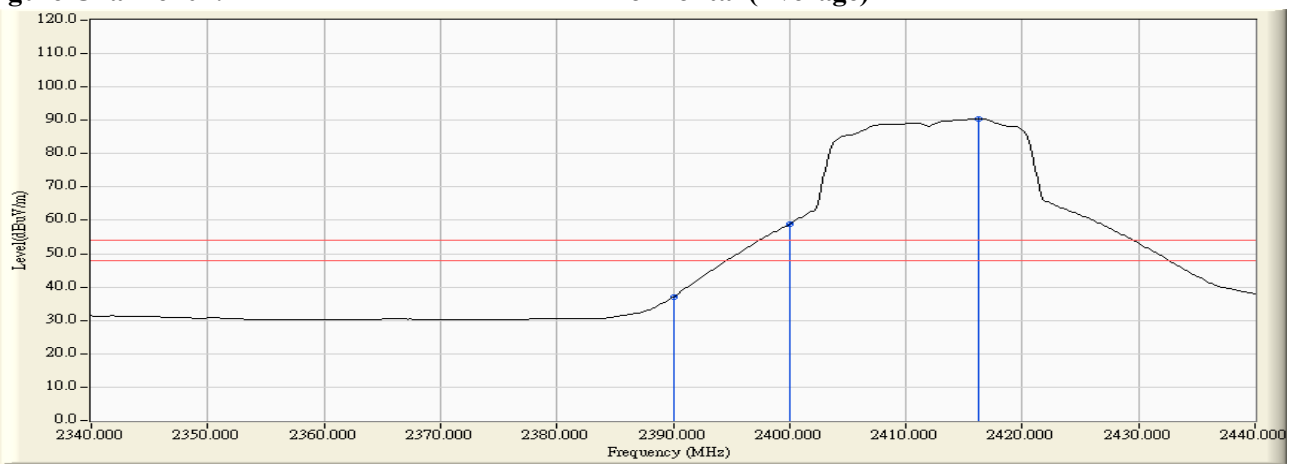

Note:
1. All readings above 1GHz are performed with peak and/or average measurements as necessary.
2. Peak measurements: RBW = 1MHz, VBW = 3 MHz, Sweep: Auto.
3. Average measurements: RBW = 1MHz, VBW = 10 Hz, Sweep: Auto.
4. " * ", means this data is the worst emission level.
5. Measurement Level = Reading Level + Correct Factor.
6. The average measurement was not performed when the peak measured data under the limit of average detection.

Product : Intel® Dual Band Wireless-AC 8265
Test Item : Band Edge
Test Site : No.3 OATS
Test date : 2016.09.11
Test Mode : Mode 2 SISO B: Transmit (802.11g 6Mbps) (2412MHz)

RF Radiated Measurement (Vertical):

Channel No.	Frequency (MHz)	Correct Factor (dB)	Reading Level (dBμV)	Emission Level (dBμV/m)	Peak Limit (dBμV/m)	Average Limit (dBμV/m)	Result
01 (Peak)	2390.000	5.880	61.881	67.762	74.00	54.00	Pass
01 (Peak)	2399.710	5.878	84.435	90.313	--	--	--
01 (Peak)	2400.000	5.879	83.256	89.135	--	--	--
01 (Peak)	2416.232	5.941	106.935	112.875	--	--	--
01 (Average)	2390.000	5.880	41.805	47.686	74.00	54.00	Pass
01 (Average)	2400.000	5.879	63.691	69.570	--	--	--
01 (Average)	2416.377	5.941	94.372	100.313	--	--	--

Figure Channel 01: Vertical (Peak)

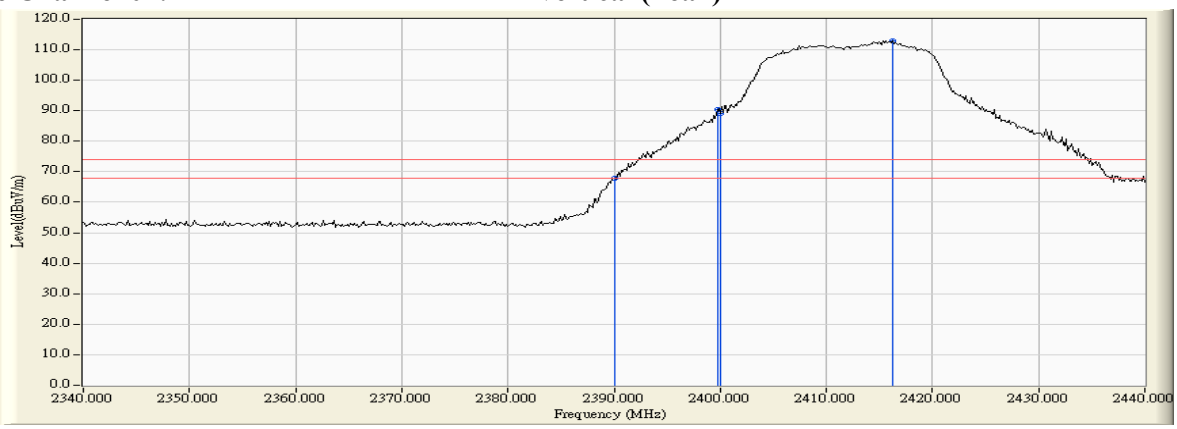

Figure Channel 01: Vertical (Average)

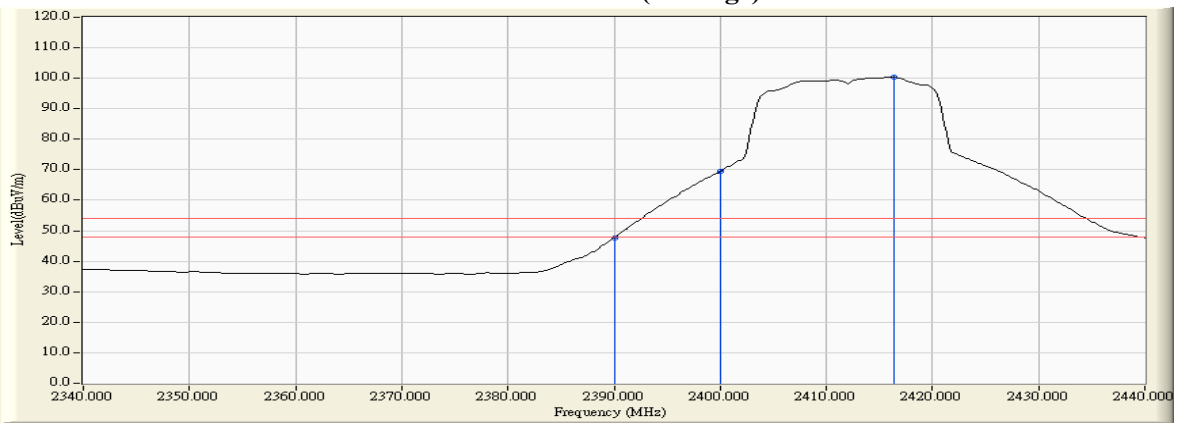

Note:
1. All readings above 1GHz are performed with peak and/or average measurements as necessary.
2. Peak measurements: RBW = 1MHz, VBW = 3 MHz, Sweep: Auto.
3. Average measurements: RBW = 1MHz, VBW = 10 Hz, Sweep: Auto.
4. " * ", means this data is the worst emission level.
5. Measurement Level = Reading Level + Correct Factor.
6. The average measurement was not performed when the peak measured data under the limit of average detection.

Product : Intel® Dual Band Wireless-AC 8265
Test Item : Band Edge
Test Site : No.3 OATS
Test date : 2016.09.11
Test Mode : Mode 2 SISO B: Transmit (802.11g 6Mbps) (2462MHz)

RF Radiated Measurement (Horizontal):

Channel No.	Frequency (MHz)	Correct Factor (dB)	Reading Level (dBμV)	Emission Level (dBμV/m)	Peak Limit (dBμV/m)	Average Limit (dBμV/m)	Result
11 (Peak)	2459.442	6.940	94.862	101.802	--	--	--
11 (Peak)	2483.500	7.110	48.917	56.027	74.00	54.00	Pass
11 (Average)	2459.442	6.940	83.248	90.188	--	--	--
11 (Average)	2483.500	7.110	33.415	40.525	74.00	54.00	Pass

Figure Channel 11: Horizontal (Peak)

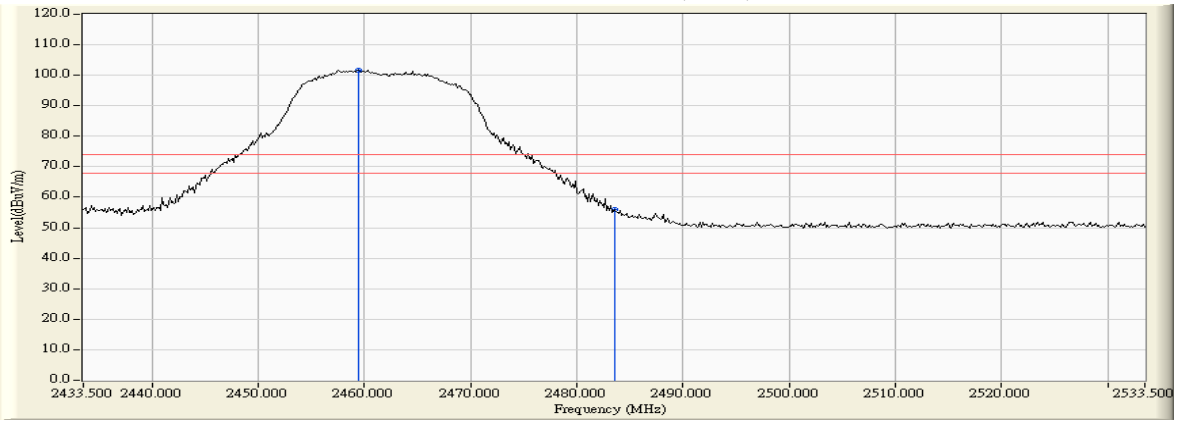

Figure Channel 11: Horizontal (Average)

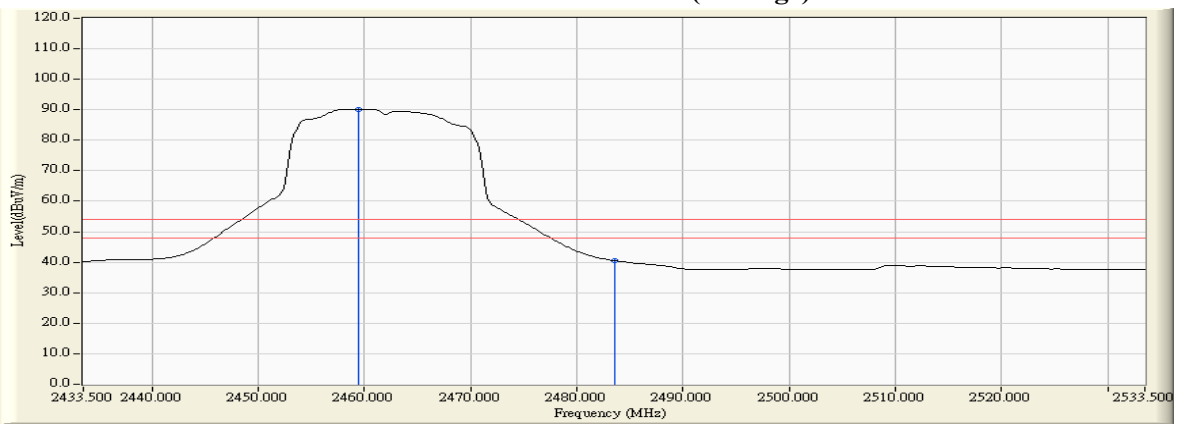

Note:
1. All readings above 1GHz are performed with peak and/or average measurements as necessary.
2. Peak measurements: RBW = 1MHz, VBW = 3 MHz, Sweep: Auto.
3. Average measurements: RBW = 1MHz, VBW = 10 Hz, Sweep: Auto.
4. " * ", means this data is the worst emission level.
5. Measurement Level = Reading Level + Correct Factor.
6. The average measurement was not performed when the peak measured data under the limit of average detection.

Product : Intel® Dual Band Wireless-AC 8265
Test Item : Band Edge
Test Site : No.3 OATS
Test date : 2016.09.11
Test Mode : Mode 2 SISO B: Transmit (802.11g 6Mbps) (2462MHz)

RF Radiated Measurement (Vertical):

Channel No.	Frequency (MHz)	Correct Factor (dB)	Reading Level (dBμV)	Emission Level (dBμV/m)	Peak Limit (dBμV/m)	Average Limit (dBμV/m)	Result
11 (Peak)	2459.297	6.212	106.450	112.662	--	--	--
11 (Peak)	2483.500	6.363	59.336	65.699	74.00	54.00	Pass
11 (Peak)	2483.645	6.364	59.465	65.829	74.00	54.00	Pass
11 (Average)	2458.428	6.206	94.765	100.972	--	--	--
11 (Average)	2483.500	6.363	42.918	49.281	74.00	54.00	Pass

Figure Channel 11: Vertical (Peak)

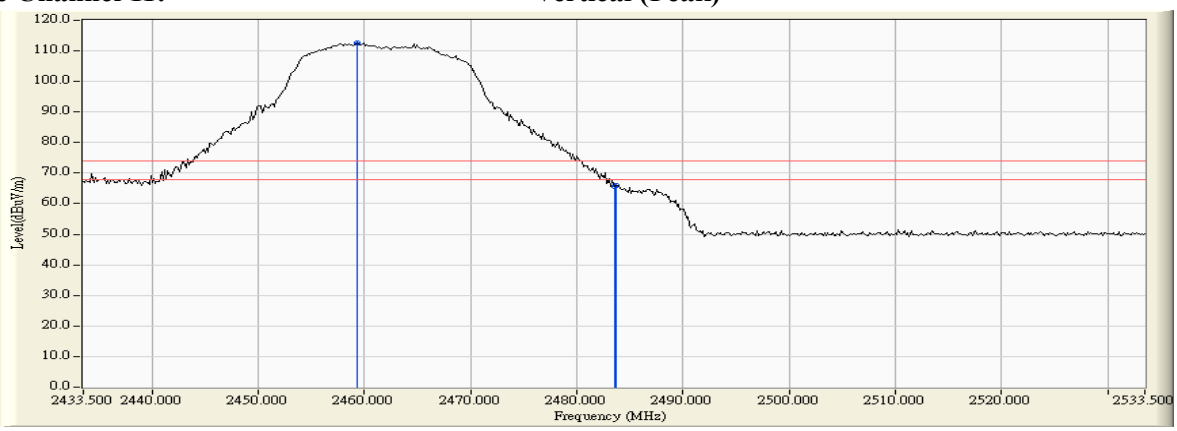

Figure Channel 11: Vertical (Average)

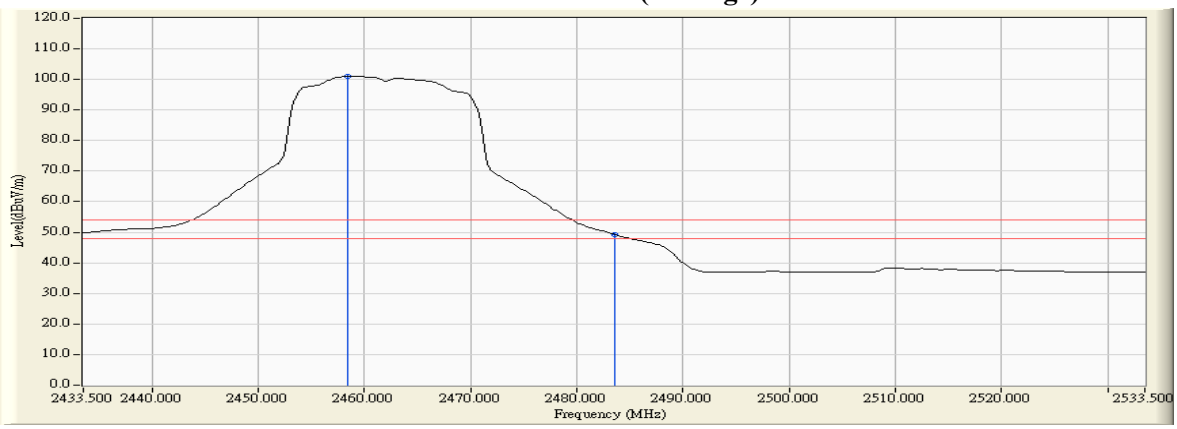

Note:

1. All readings above 1GHz are performed with peak and/or average measurements as necessary.
2. Peak measurements: RBW = 1MHz, VBW = 3 MHz, Sweep: Auto.
3. Average measurements: RBW = 1MHz, VBW = 10 Hz, Sweep: Auto.
4. " * ", means this data is the worst emission level.
5. Measurement Level = Reading Level + Correct Factor.
6. The average measurement was not performed when the peak measured data under the limit of average detection.

Product : Intel® Dual Band Wireless-AC 8265
Test Item : Band Edge
Test Site : No.3 OATS
Test date : 2016.09.11
Test Mode : Mode 2 SISO B: Transmit (802.11g 6Mbps) (2467MHz)

RF Radiated Measurement (Horizontal):

Channel No.	Frequency (MHz)	Correct Factor (dB)	Reading Level (dBμV)	Emission Level (dBμV/m)	Peak Limit (dBμV/m)	Average Limit (dBμV/m)	Result
12 (Peak)	2462.486	6.962	88.326	95.288	--	--	--
12 (Peak)	2483.500	7.110	52.028	59.138	74.00	54.00	Pass
12 (Average)	2462.920	6.965	77.165	84.130	--	--	--
12 (Average)	2483.500	7.110	30.917	38.027	74.00	54.00	Pass

Figure Channel 12: Horizontal (Peak)

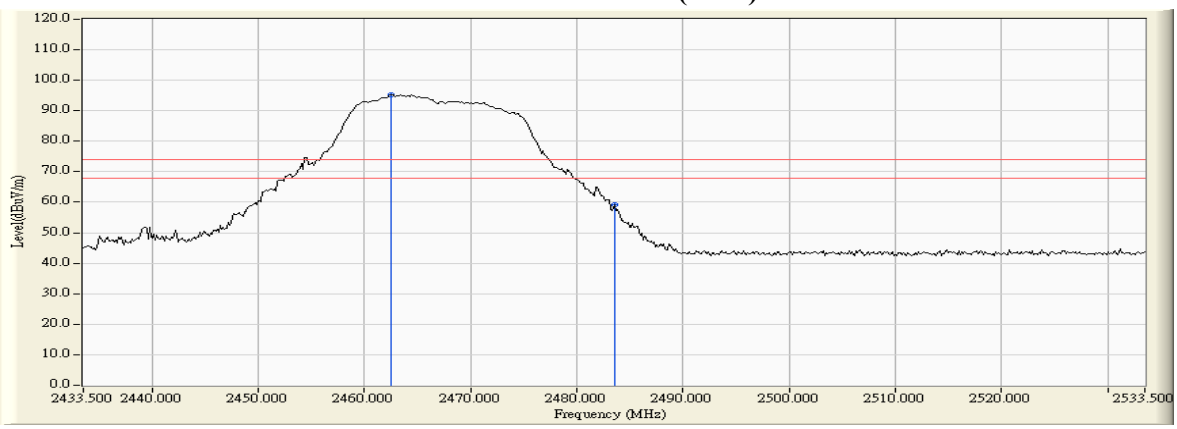

Figure Channel 12: Horizontal (Average)

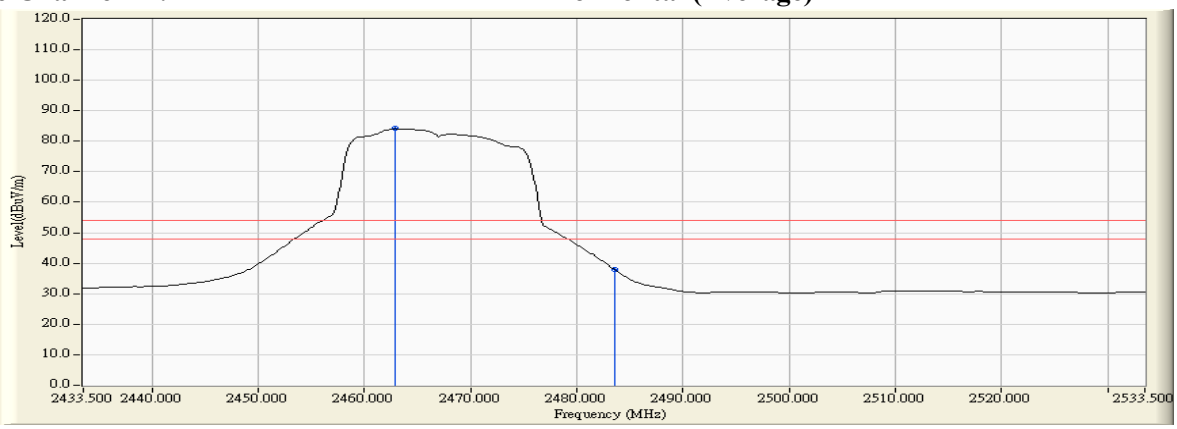

Note:
1. All readings above 1GHz are performed with peak and/or average measurements as necessary.
2. Peak measurements: RBW = 1MHz, VBW = 3 MHz, Sweep: Auto.
3. Average measurements: RBW = 1MHz, VBW = 10 Hz, Sweep: Auto.
4. " * ", means this data is the worst emission level.
5. Measurement Level = Reading Level + Correct Factor.
6. The average measurement was not performed when the peak measured data under the limit of average detection.

Product : Intel® Dual Band Wireless-AC 8265
Test Item : Band Edge
Test Site : No.3 OATS
Test date : 2016.09.11
Test Mode : Mode 2 SISO B: Transmit (802.11g 6Mbps) (2467MHz)

RF Radiated Measurement (Vertical):

Channel No.	Frequency (MHz)	Correct Factor (dB)	Reading Level (dBμV)	Emission Level (dBμV/m)	Peak Limit (dBμV/m)	Average Limit (dBμV/m)	Result
12 (Peak)	2464.804	6.247	99.797	106.044	--	--	--
12 (Peak)	2483.500	6.363	61.946	68.309	74.00	54.00	Pass
12 (Peak)	2483.790	6.365	63.059	69.424	74.00	54.00	Pass
12 (Average)	2463.355	6.238	88.513	94.751	--	--	--
12 (Average)	2483.500	6.363	41.881	48.244	74.00	54.00	Pass

Figure Channel 12: Vertical (Peak)

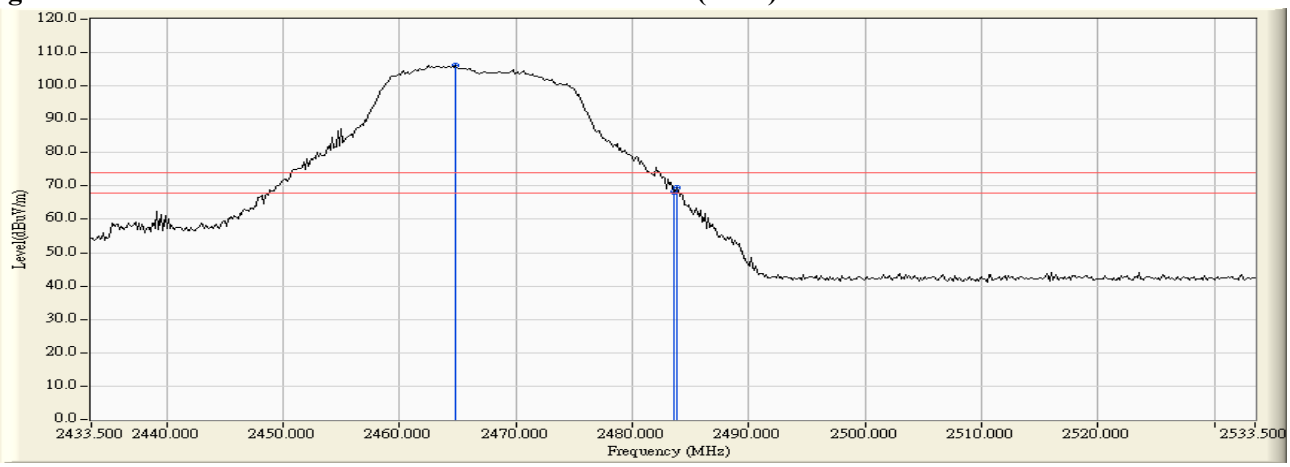

Figure Channel 12: Vertical (Average)

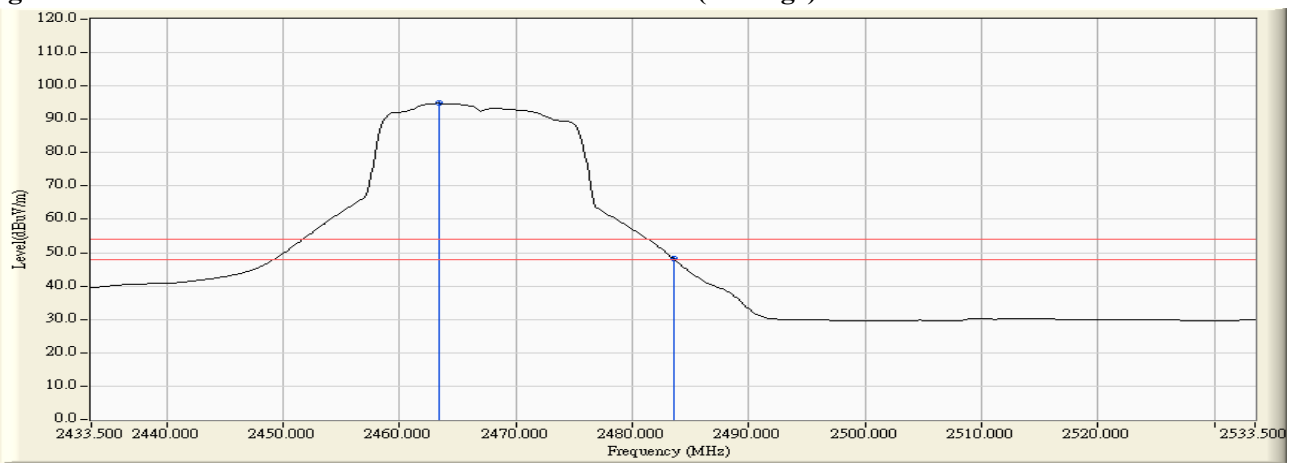

Note:

1. All readings above 1GHz are performed with peak and/or average measurements as necessary.
2. Peak measurements: RBW = 1MHz, VBW = 3 MHz, Sweep: Auto.
3. Average measurements: RBW = 1MHz, VBW = 10 Hz, Sweep: Auto.
4. " * ", means this data is the worst emission level.
5. Measurement Level = Reading Level + Correct Factor.
6. The average measurement was not performed when the peak measured data under the limit of average detection.

Product : Intel® Dual Band Wireless-AC 8265
Test Item : Band Edge
Test Site : No.3 OATS
Test date : 2016.09.11
Test Mode : Mode 2 SISO B: Transmit (802.11g 6Mbps) (2472MHz)

RF Radiated Measurement (Horizontal):

Channel No.	Frequency (MHz)	Correct Factor (dB)	Reading Level (dBμV)	Emission Level (dBμV/m)	Peak Limit (dBμV/m)	Average Limit (dBμV/m)	Result
13 (Peak)	2475.674	7.054	74.349	81.404	--	--	--
13 (Peak)	2483.500	7.110	50.842	57.952	74.00	54.00	Pass
13 (Average)	2467.848	7.000	62.884	69.883	--	--	--
13 (Average)	2483.500	7.110	33.595	40.705	74.00	54.00	Pass

Figure Channel 13: Horizontal (Peak)

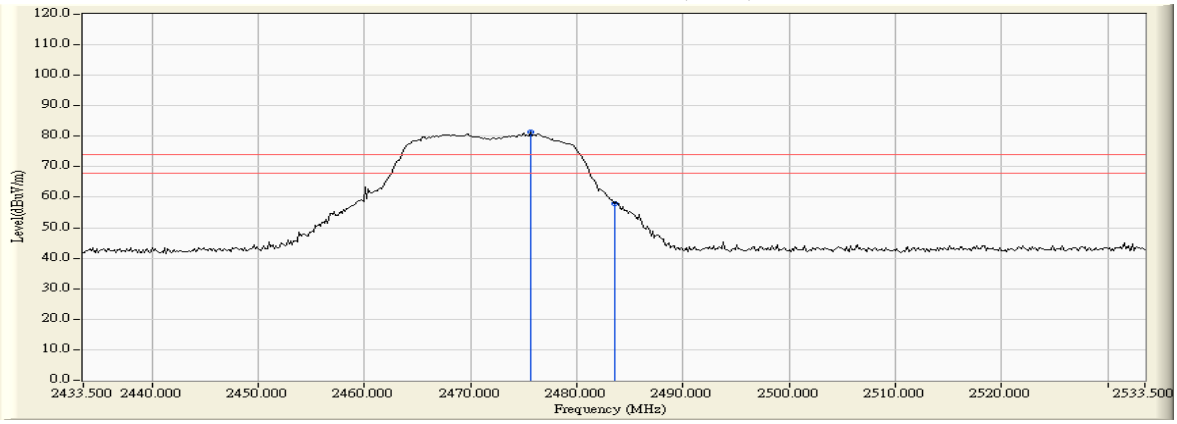

Figure Channel 13: Horizontal (Average)

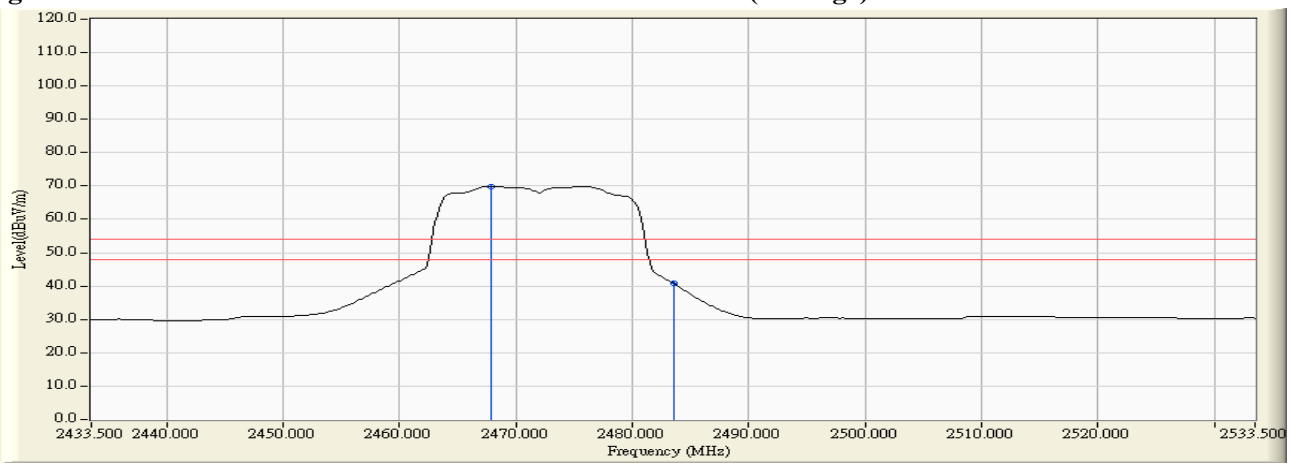

Note:
1. All readings above 1GHz are performed with peak and/or average measurements as necessary.
2. Peak measurements: RBW = 1MHz, VBW = 3 MHz, Sweep: Auto.
3. Average measurements: RBW = 1MHz, VBW = 10 Hz, Sweep: Auto.
4. " * ", means this data is the worst emission level.
5. Measurement Level = Reading Level + Correct Factor.
6. The average measurement was not performed when the peak measured data under the limit of average detection.

Product : Intel® Dual Band Wireless-AC 8265
Test Item : Band Edge
Test Site : No.3 OATS
Test date : 2016.09.11
Test Mode : Mode 2 SISO B: Transmit (802.11g 6Mbps) (2472MHz)

RF Radiated Measurement (Vertical):

Channel No.	Frequency (MHz)	Correct Factor (dB)	Reading Level (dBμV)	Emission Level (dBμV/m)	Peak Limit (dBμV/m)	Average Limit (dBμV/m)	Result
13 (Peak)	2474.659	6.307	86.197	92.505	--	--	--
13 (Peak)	2483.500	6.363	63.701	70.064	74.00	54.00	Pass
13 (Average)	2467.993	6.267	74.610	80.877	--	--	--
13 (Average)	2483.500	6.363	44.496	50.859	74.00	54.00	Pass

Figure Channel 13: Vertical (Peak)

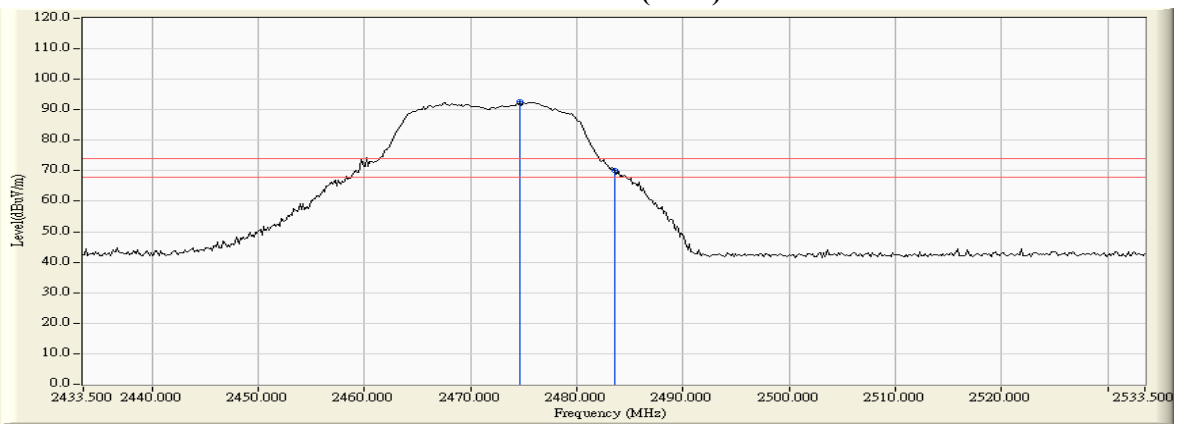

Figure Channel 13: Vertical (Average)

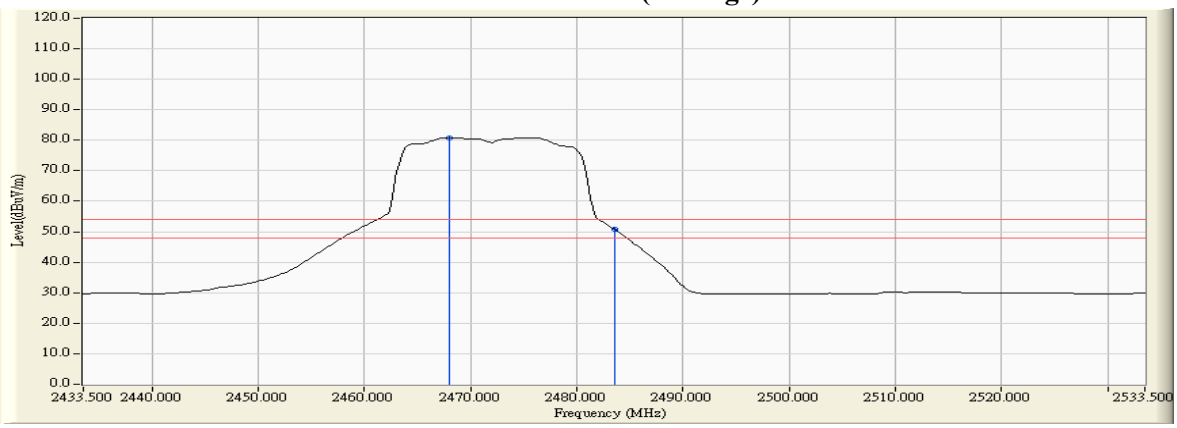

Note:

1. All readings above 1GHz are performed with peak and/or average measurements as necessary.
2. Peak measurements: RBW = 1MHz, VBW = 3 MHz, Sweep: Auto.
3. Average measurements: RBW = 1MHz, VBW = 10 Hz, Sweep: Auto.
4. " * ", means this data is the worst emission level.
5. Measurement Level = Reading Level + Correct Factor.
6. The average measurement was not performed when the peak measured data under the limit of average detection.

Product	:	Intel® Dual Band Wireless-AC 8265
Test Item	:	Band Edge
Test Site	:	No.3 OATS
Test date	:	2016.09.11
Test Mode	:	Mode 2 SISO B: Transmit (802.11n-20BW)_7.2Mbps (2412MHz)

RF Radiated Measurement (Horizontal):

Channel No.	Frequency (MHz)	Correct Factor (dB)	Reading Level (dBμV)	Emission Level (dBμV/m)	Peak Limit (dBμV/m)	Average Limit (dBμV/m)	Result
01 (Peak)	2390.000	6.474	52.239	58.714	74.00	54.00	Pass
01 (Peak)	2399.855	6.527	70.792	77.320	--	--	--
01 (Peak)	2400.000	6.528	70.768	77.296	--	--	--
01 (Peak)	2416.377	6.634	94.469	101.103	--	--	--
01 (Average)	2390.000	6.474	30.879	37.354	74.00	54.00	Pass
01 (Average)	2400.000	6.528	50.937	57.465	--	--	--
01 (Average)	2416.232	6.633	82.971	89.604	--	--	--

Figure Channel 01: Horizontal (Peak)

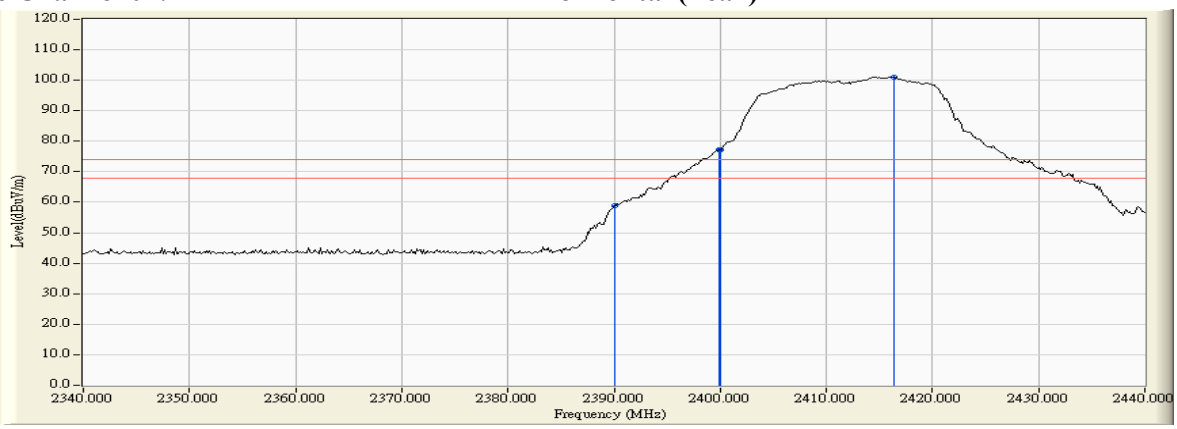

Figure Channel 01: Horizontal (Average)

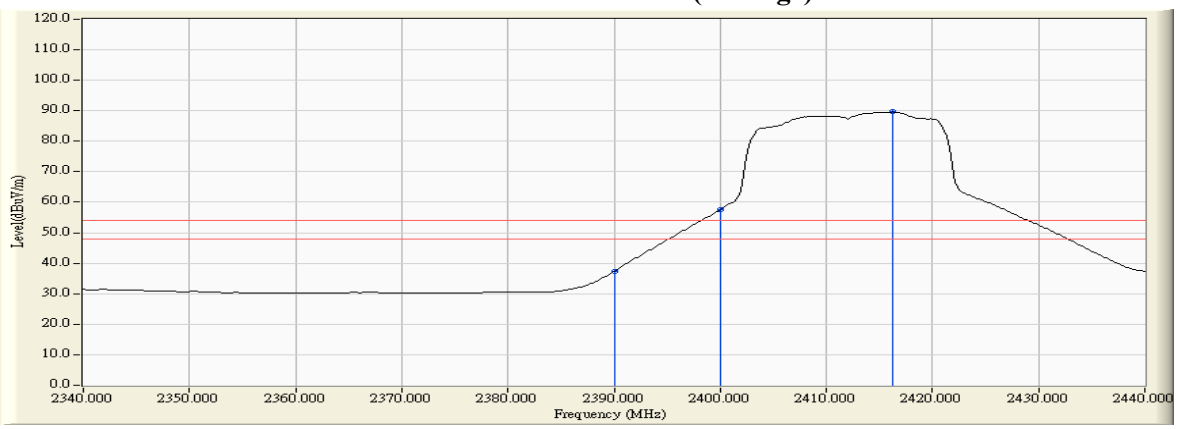

Note:

1. All readings above 1GHz are performed with peak and/or average measurements as necessary.
2. Peak measurements: RBW = 1MHz, VBW = 3 MHz, Sweep: Auto.
3. Average measurements: RBW = 1MHz, VBW = 10 Hz, Sweep: Auto.
4. " * ", means this data is the worst emission level.
5. Measurement Level = Reading Level + Correct Factor.
6. The average measurement was not performed when the peak measured data under the limit of average detection.

Product	:	Intel® Dual Band Wireless-AC 8265
Test Item	:	Band Edge
Test Site	:	No.3 OATS
Test date	:	2016.09.11
Test Mode	:	Mode 2 SISO B: Transmit (802.11n-20BW)_7.2Mbps (2412MHz)

RF Radiated Measurement (Vertical):

Channel No.	Frequency (MHz)	Correct Factor (dB)	Reading Level (dBμV)	Emission Level (dBμV/m)	Peak Limit (dBμV/m)	Average Limit (dBμV/m)	Result
01 (Peak)	2390.000	5.880	61.936	67.817	74.00	54.00	Pass
01 (Peak)	2400.000	5.879	82.133	88.012	--	--	--
01 (Peak)	2414.783	5.931	104.935	110.866	--	--	--
01 (Average)	2390.000	5.880	42.182	48.063	74.00	54.00	Pass
01 (Average)	2400.000	5.879	61.826	67.705	--	--	--
01 (Average)	2416.232	5.941	93.284	99.224	--	--	--

Figure Channel 01: Vertical (Peak)

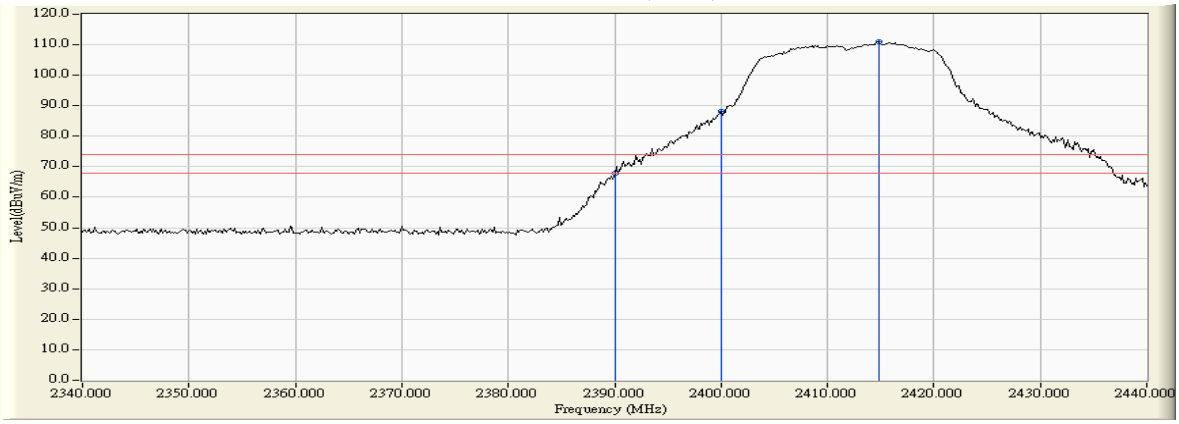

Figure Channel 01: Vertical (Average)

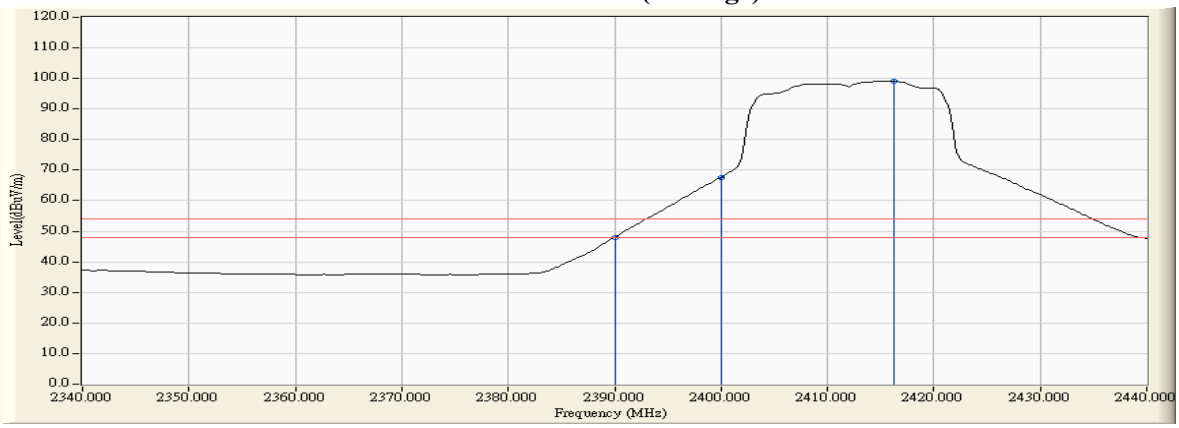

Note:

1. All readings above 1GHz are performed with peak and/or average measurements as necessary.
2. Peak measurements: RBW = 1MHz, VBW = 3 MHz, Sweep: Auto.
3. Average measurements: RBW = 1MHz, VBW = 10 Hz, Sweep: Auto.
4. " * ", means this data is the worst emission level.
5. Measurement Level = Reading Level + Correct Factor.
6. The average measurement was not performed when the peak measured data under the limit of average detection.

Product : Intel® Dual Band Wireless-AC 8265
Test Item : Band Edge
Test Site : No.3 OATS
Test date : 2016.09.11
Test Mode : Mode 2 SISO B: Transmit (802.11n-20BW)_7.2Mbps (2462MHz)

RF Radiated Measurement (Horizontal):

Channel No.	Frequency (MHz)	Correct Factor (dB)	Reading Level (dBμV)	Emission Level (dBμV/m)	Peak Limit (dBμV/m)	Average Limit (dBμV/m)	Result
11 (Peak)	2460.022	6.944	94.005	100.949	--	--	--
11 (Peak)	2483.500	7.110	46.641	53.751	74.00	54.00	Pass
11 (Peak)	2484.225	7.115	48.468	55.583	74.00	54.00	Pass
11 (Average)	2459.442	6.940	82.775	89.715	--	--	--
11 (Average)	2483.500	7.110	33.014	40.124	74.00	54.00	Pass

Figure Channel 11: Horizontal (Peak)

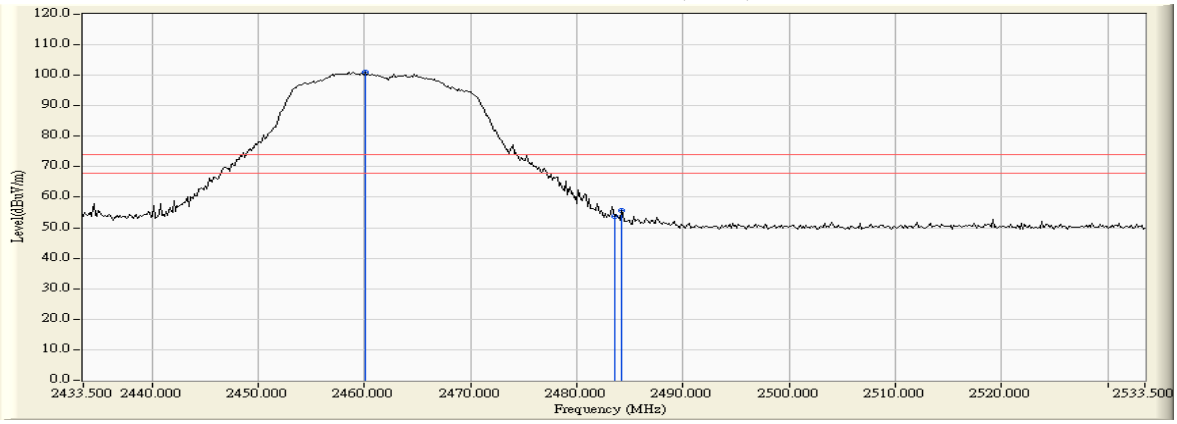

Figure Channel 11: Horizontal (Average)

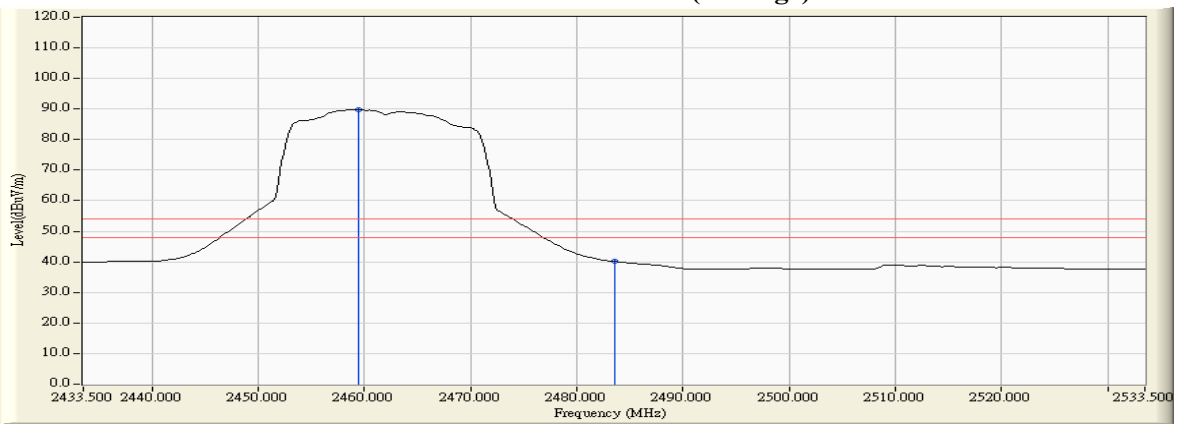

Note:

1. All readings above 1GHz are performed with peak and/or average measurements as necessary.
2. Peak measurements: RBW = 1MHz, VBW = 3 MHz, Sweep: Auto.
3. Average measurements: RBW = 1MHz, VBW = 10 Hz, Sweep: Auto.
4. " * ", means this data is the worst emission level.
5. Measurement Level = Reading Level + Correct Factor.
6. The average measurement was not performed when the peak measured data under the limit of average detection.

Product : Intel® Dual Band Wireless-AC 8265
Test Item : Band Edge
Test Site : No.3 OATS
Test date : 2016.09.11
Test Mode : Mode 2 SISO B: Transmit (802.11n-20BW)_7.2Mbps (2462MHz)

RF Radiated Measurement (Vertical):

Channel No.	Frequency (MHz)	Correct Factor (dB)	Reading Level (dBμV)	Emission Level (dBμV/m)	Peak Limit (dBμV/m)	Average Limit (dBμV/m)	Result
11 (Peak)	2458.862	6.210	105.556	111.765	--	--	--
11 (Peak)	2483.500	6.363	58.986	65.349	74.00	54.00	Pass
11 (Average)	2459.442	6.213	94.168	100.381	--	--	--
11 (Average)	2483.500	6.363	41.437	47.800	74.00	54.00	Pass

Figure Channel 11: Vertical (Peak)

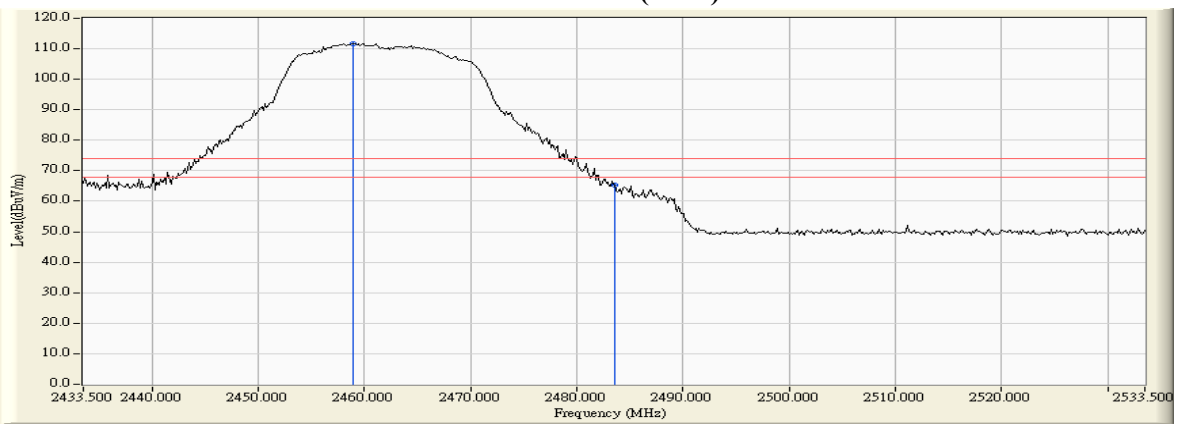

Figure Channel 11: Vertical (Average)

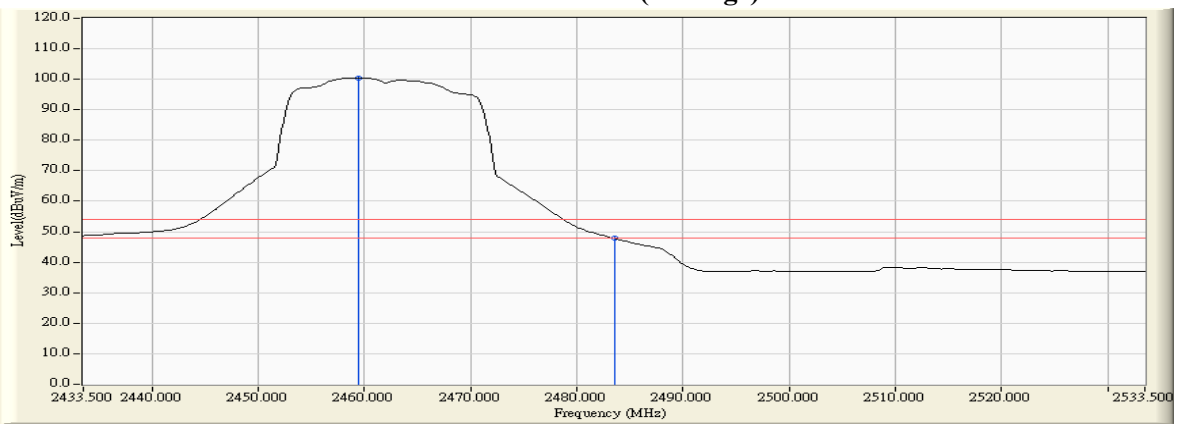

Note:

1. All readings above 1GHz are performed with peak and/or average measurements as necessary.
2. Peak measurements: RBW = 1MHz, VBW = 3 MHz, Sweep: Auto.
3. Average measurements: RBW = 1MHz, VBW = 10 Hz, Sweep: Auto.
4. " * ", means this data is the worst emission level.
5. Measurement Level = Reading Level + Correct Factor.
6. The average measurement was not performed when the peak measured data under the limit of average detection.

Product : Intel® Dual Band Wireless-AC 8265
Test Item : Band Edge
Test Site : No.3 OATS
Test date : 2016.09.11
Test Mode : Mode 2 SISO B: Transmit (802.11n-20BW)_7.2Mbps (2467MHz)

RF Radiated Measurement (Horizontal):

Channel No.	Frequency (MHz)	Correct Factor (dB)	Reading Level (dBμV)	Emission Level (dBμV/m)	Peak Limit (dBμV/m)	Average Limit (dBμV/m)	Result
12 (Peak)	2462.196	6.959	88.102	95.062	--	--	--
12 (Peak)	2483.500	7.110	51.612	58.722	74.00	54.00	Pass
12 (Peak)	2483.790	7.112	51.886	58.998	74.00	54.00	Pass
12 (Average)	2463.645	6.970	76.949	83.919	--	--	--
12 (Average)	2483.500	7.110	31.667	38.777	74.00	54.00	Pass

Figure Channel 12: Horizontal (Peak)

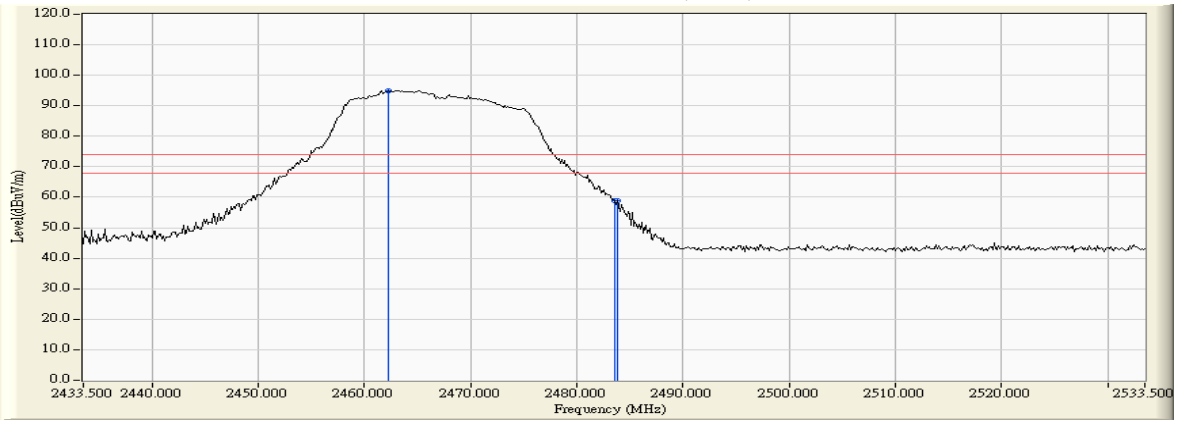

Figure Channel 12: Horizontal (Average)

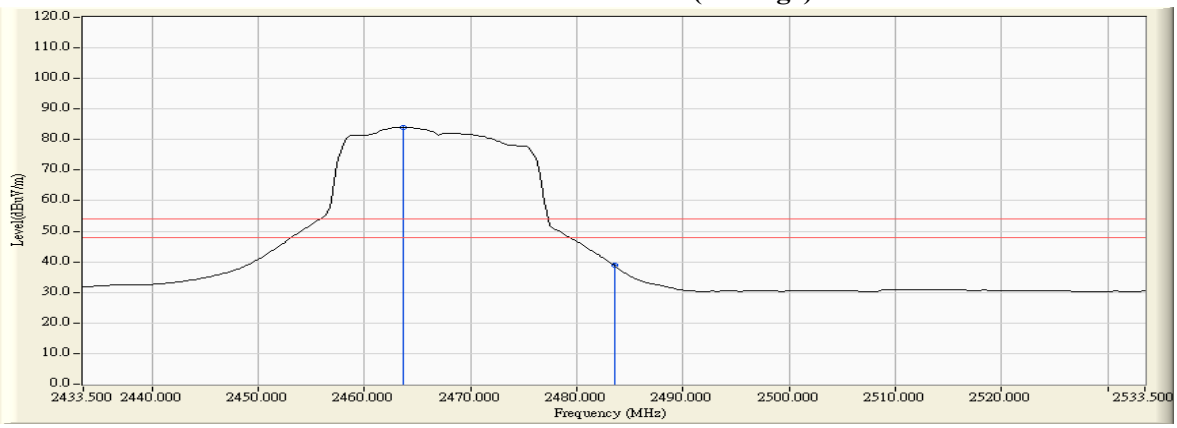

Note:

1. All readings above 1GHz are performed with peak and/or average measurements as necessary.
2. Peak measurements: RBW = 1MHz, VBW = 3 MHz, Sweep: Auto.
3. Average measurements: RBW = 1MHz, VBW = 10 Hz, Sweep: Auto.
4. " * ", means this data is the worst emission level.
5. Measurement Level = Reading Level + Correct Factor.
6. The average measurement was not performed when the peak measured data under the limit of average detection.

Product : Intel® Dual Band Wireless-AC 8265
Test Item : Band Edge
Test Site : No.3 OATS
Test date : 2016.09.11
Test Mode : Mode 2 SISO B: Transmit (802.11n-20BW)_7.2Mbps (2467MHz)

RF Radiated Measurement (Vertical):

Channel No.	Frequency (MHz)	Correct Factor (dB)	Reading Level (dBμV)	Emission Level (dBμV/m)	Peak Limit (dBμV/m)	Average Limit (dBμV/m)	Result
12 (Peak)	2464.080	6.243	99.782	106.024	--	--	--
12 (Peak)	2483.500	6.363	61.544	67.907	74.00	54.00	Pass
12 (Peak)	2483.645	6.364	63.708	70.072	74.00	54.00	Pass
12 (Average)	2462.920	6.235	88.322	94.557	--	--	--
12 (Average)	2483.500	6.363	43.313	49.676	74.00	54.00	Pass

Figure Channel 12: Vertical (Peak)

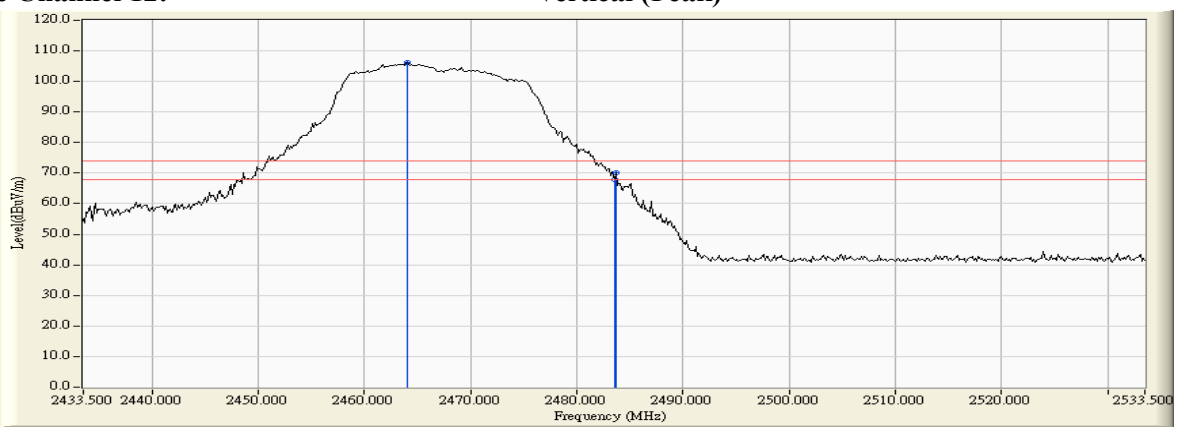

Figure Channel 12: Vertical (Average)

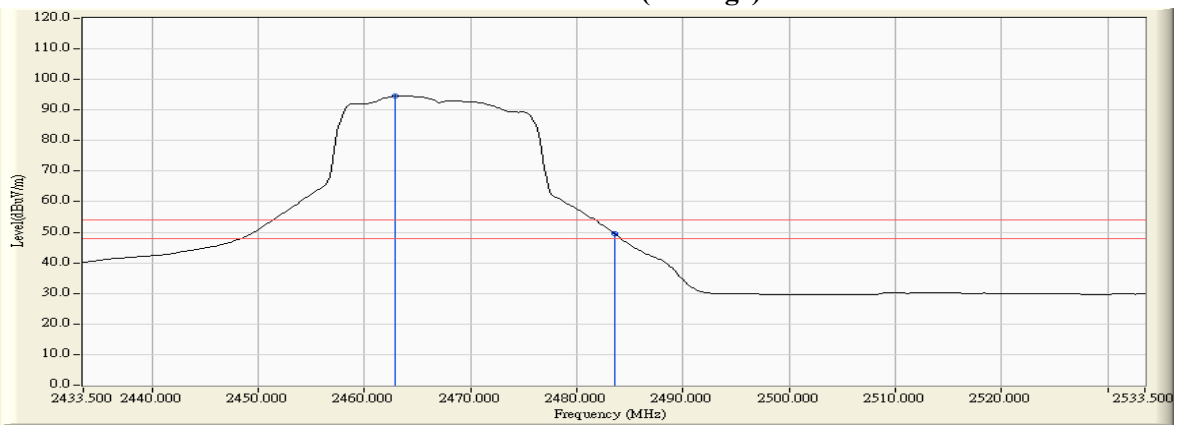

Note:

1. All readings above 1GHz are performed with peak and/or average measurements as necessary.
2. Peak measurements: RBW = 1MHz, VBW = 3 MHz, Sweep: Auto.
3. Average measurements: RBW = 1MHz, VBW = 10 Hz, Sweep: Auto.
4. " * ", means this data is the worst emission level.
5. Measurement Level = Reading Level + Correct Factor.
6. The average measurement was not performed when the peak measured data under the limit of average detection.

Product : Intel® Dual Band Wireless-AC 8265
Test Item : Band Edge
Test Site : No.3 OATS
Test date : 2016.09.11
Test Mode : Mode 2 SISO B: Transmit (802.11n-20BW)_7.2Mbps (2472MHz)

RF Radiated Measurement (Horizontal):

Channel No.	Frequency (MHz)	Correct Factor (dB)	Reading Level (dBμV)	Emission Level (dBμV/m)	Peak Limit (dBμV/m)	Average Limit (dBμV/m)	Result
13 (Peak)	2467.123	6.994	73.189	80.183	--	--	--
13 (Peak)	2483.500	7.110	52.474	59.584	74.00	54.00	Pass
13 (Average)	2467.848	7.000	62.388	69.387	--	--	--
13 (Average)	2483.500	7.110	33.343	40.453	74.00	54.00	Pass

Figure Channel 13: Horizontal (Peak)

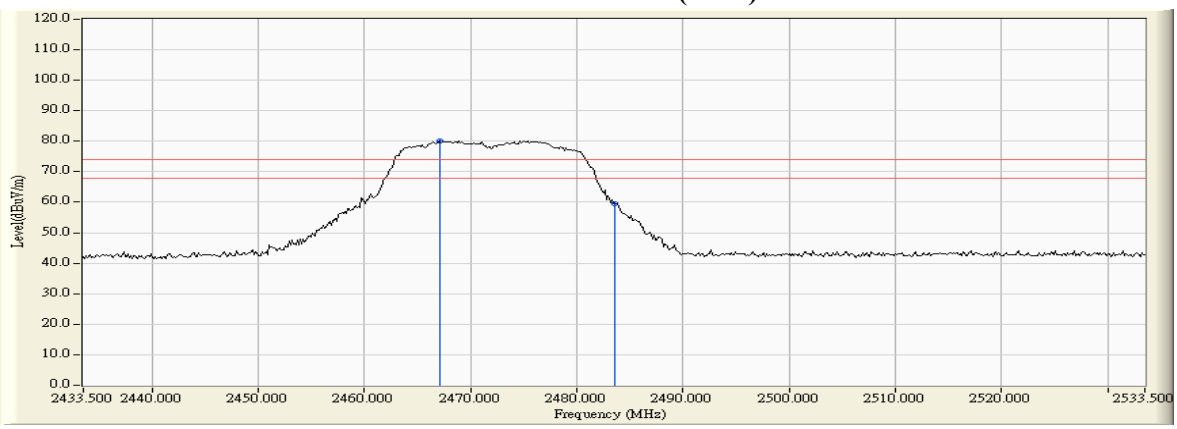

Figure Channel 13: Horizontal (Average)

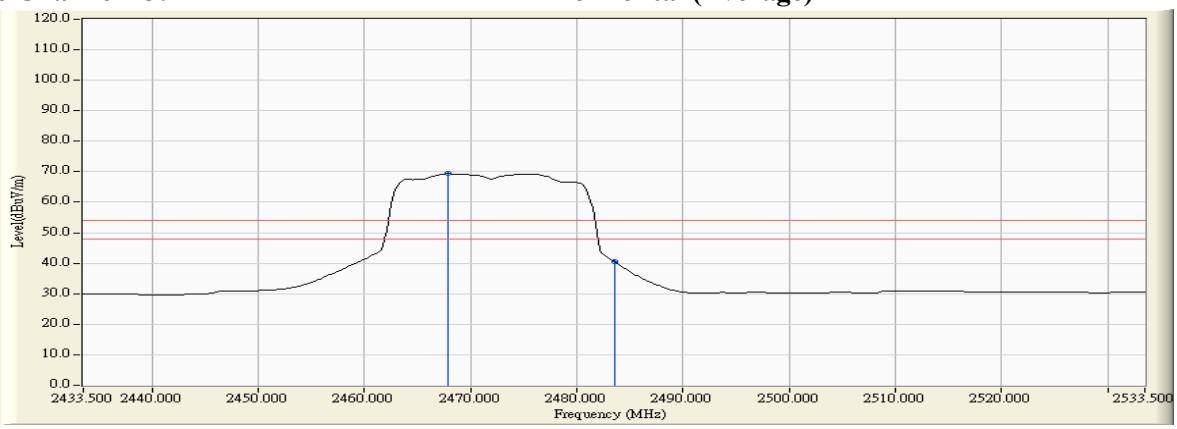

Note:

1. All readings above 1GHz are performed with peak and/or average measurements as necessary.
2. Peak measurements: RBW = 1MHz, VBW = 3 MHz, Sweep: Auto.
3. Average measurements: RBW = 1MHz, VBW = 10 Hz, Sweep: Auto.
4. " * ", means this data is the worst emission level.
5. Measurement Level = Reading Level + Correct Factor.
6. The average measurement was not performed when the peak measured data under the limit of average detection.

Product : Intel® Dual Band Wireless-AC 8265
Test Item : Band Edge
Test Site : No.3 OATS
Test date : 2016.09.11
Test Mode : Mode 2 SISO B: Transmit (802.11n-20BW)_7.2Mbps (2472MHz)

RF Radiated Measurement (Vertical):

Channel No.	Frequency (MHz)	Correct Factor (dB)	Reading Level (dBμV)	Emission Level (dBμV/m)	Peak Limit (dBμV/m)	Average Limit (dBμV/m)	Result
13 (Peak)	2474.080	6.304	85.088	91.392	--	--	--
13 (Peak)	2483.500	6.363	64.793	71.156	74.00	54.00	Pass
13 (Peak)	2483.790	6.365	65.003	71.368	74.00	54.00	Pass
13 (Average)	2467.993	6.267	73.870	80.137	--	--	--
13 (Average)	2483.500	6.363	44.001	50.364	74.00	54.00	Pass

Figure Channel 13: Vertical (Peak)

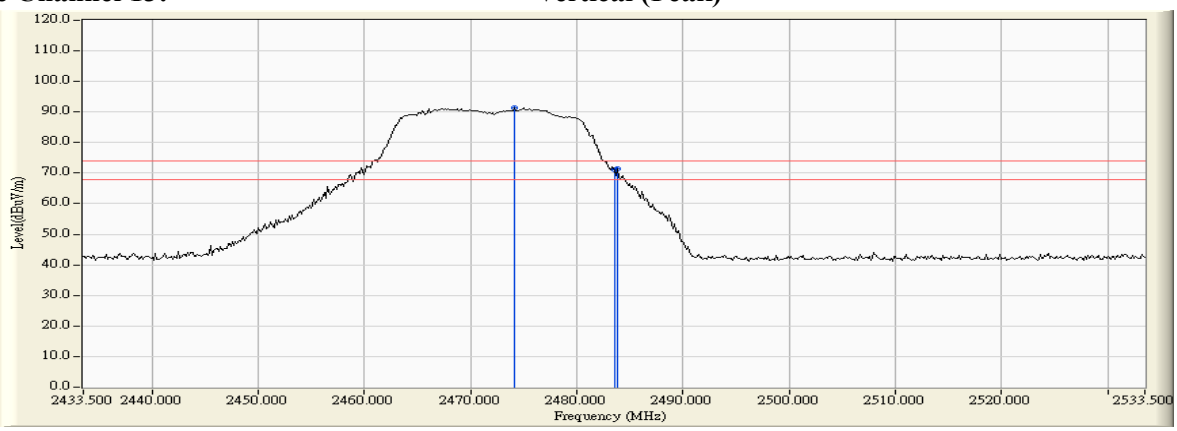

Figure Channel 13: Vertical (Average)

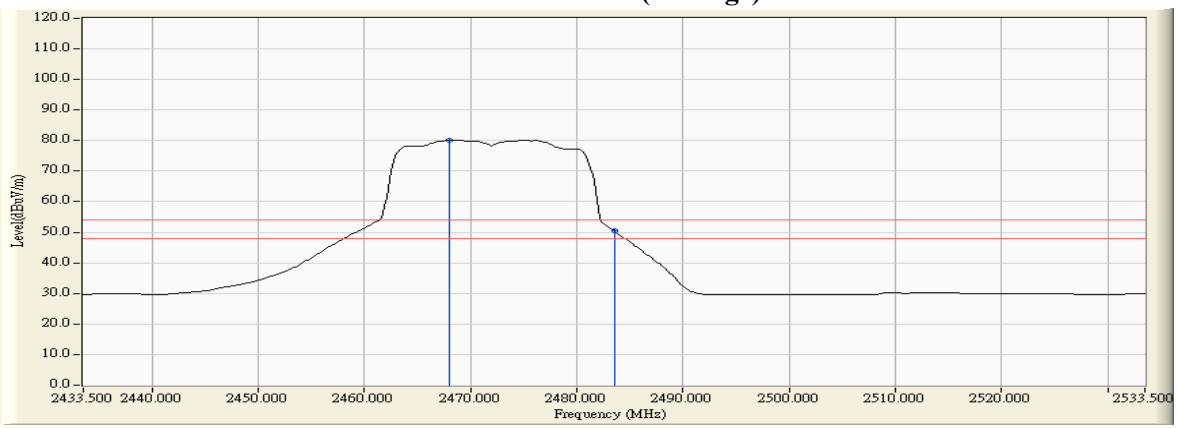

Note:

1. All readings above 1GHz are performed with peak and/or average measurements as necessary.
2. Peak measurements: RBW = 1MHz, VBW = 3 MHz, Sweep: Auto.
3. Average measurements: RBW = 1MHz, VBW = 10 Hz, Sweep: Auto.
4. " * ", means this data is the worst emission level.
5. Measurement Level = Reading Level + Correct Factor.
6. The average measurement was not performed when the peak measured data under the limit of average detection.

Product : Intel® Dual Band Wireless-AC 8265
Test Item : Band Edge
Test Site : No.3 OATS
Test date : 2016.09.11
Test Mode : Mode 2 SISO B: Transmit (802.11n-40BW)_15Mbps (2422MHz)

RF Radiated Measurement (Horizontal):

Channel No.	Frequency (MHz)	Correct Factor (dB)	Reading Level (dBμV)	Emission Level (dBμV/m)	Peak Limit (dBμV/m)	Average Limit (dBμV/m)	Result
03 (Peak)	2390.000	6.474	44.074	50.549	74.00	54.00	Pass
03 (Peak)	2400.000	6.528	64.937	71.465	--	--	--
03 (Peak)	2424.348	6.691	91.816	98.507	--	--	--
03 (Average)	2390.000	6.474	31.112	37.587	74.00	54.00	Pass
03 (Average)	2400.000	6.528	50.744	57.272	--	--	--
03 (Average)	2426.812	6.708	79.751	86.459	--	--	--

Figure Channel 03: Horizontal (Peak)

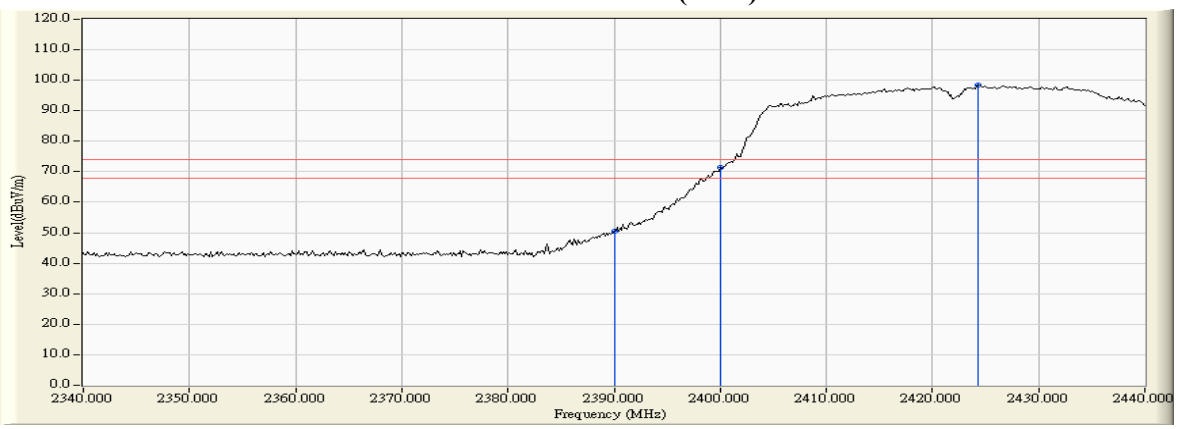

Figure Channel 03: Horizontal (Average)

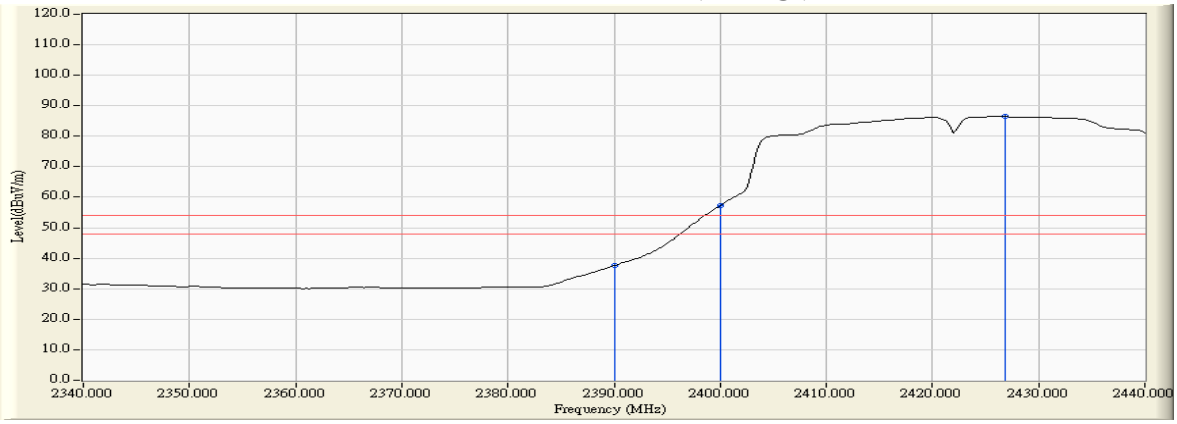

Note:

1. All readings above 1GHz are performed with peak and/or average measurements as necessary.
2. Peak measurements: RBW = 1MHz, VBW = 3 MHz, Sweep: Auto.
3. Average measurements: RBW = 1MHz, VBW = 10 Hz, Sweep: Auto.
4. " * ", means this data is the worst emission level.
5. Measurement Level = Reading Level + Correct Factor.
6. The average measurement was not performed when the peak measured data under the limit of average detection.

Product : Intel® Dual Band Wireless-AC 8265
Test Item : Band Edge
Test Site : No.3 OATS
Test date : 2016.09.11
Test Mode : Mode 2 SISO B: Transmit (802.11n-40BW)_15Mbps (2422MHz)

RF Radiated Measurement (Vertical):

Channel No.	Frequency (MHz)	Correct Factor (dB)	Reading Level (dBμV)	Emission Level (dBμV/m)	Peak Limit (dBμV/m)	Average Limit (dBμV/m)	Result
03 (Peak)	2389.420	5.883	56.669	62.552	74.00	54.00	Pass
03 (Peak)	2390.000	5.880	56.509	62.390	74.00	54.00	Pass
03 (Peak)	2400.000	5.879	74.991	80.870	--	--	--
03 (Peak)	2424.203	5.991	101.820	107.810	--	--	--
03 (Average)	2390.000	5.880	43.648	49.529	74.00	54.00	Pass
03 (Average)	2400.000	5.879	62.026	67.905	--	--	--
03 (Average)	2426.667	6.005	89.906	95.912	--	--	--

Figure Channel 03: Vertical (Peak)

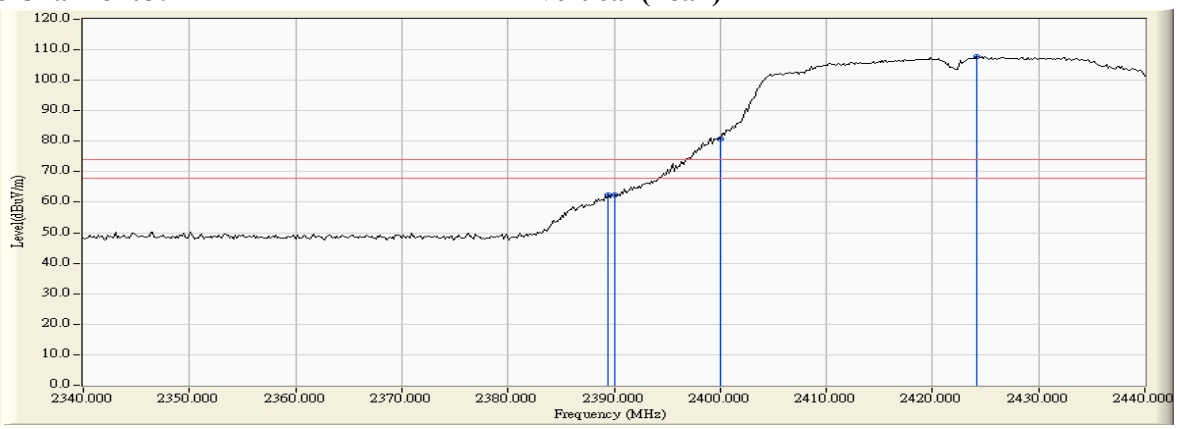

Figure Channel 03: Vertical (Average)

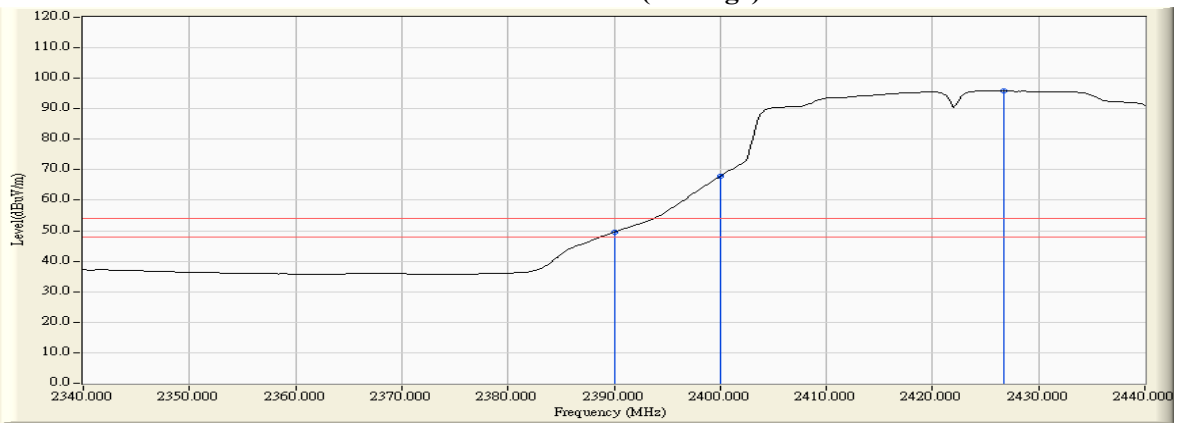

Note:

1. All readings above 1GHz are performed with peak and/or average measurements as necessary.
2. Peak measurements: RBW = 1MHz, VBW = 3 MHz, Sweep: Auto.
3. Average measurements: RBW = 1MHz, VBW = 10 Hz, Sweep: Auto.
4. " * ", means this data is the worst emission level.
5. Measurement Level = Reading Level + Correct Factor.
6. The average measurement was not performed when the peak measured data under the limit of average detection.

Product : Intel® Dual Band Wireless-AC 8265
Test Item : Band Edge
Test Site : No.3 OATS
Test date : 2016.09.11
Test Mode : Mode 2 SISO B: Transmit (802.11n-40BW)_15Mbps (2452MHz)

RF Radiated Measurement (Horizontal):

Channel No.	Frequency (MHz)	Correct Factor (dB)	Reading Level (dBμV)	Emission Level (dBμV/m)	Peak Limit (dBμV/m)	Average Limit (dBμV/m)	Result
09 (Peak)	2457.848	6.929	90.810	97.739	--	--	--
09 (Peak)	2483.500	7.110	47.555	54.665	74.00	54.00	Pass
09 (Average)	2458.283	6.932	79.198	86.130	--	--	--
09 (Average)	2483.500	7.110	33.843	40.953	74.00	54.00	Pass

Figure Channel 09: Horizontal (Peak)

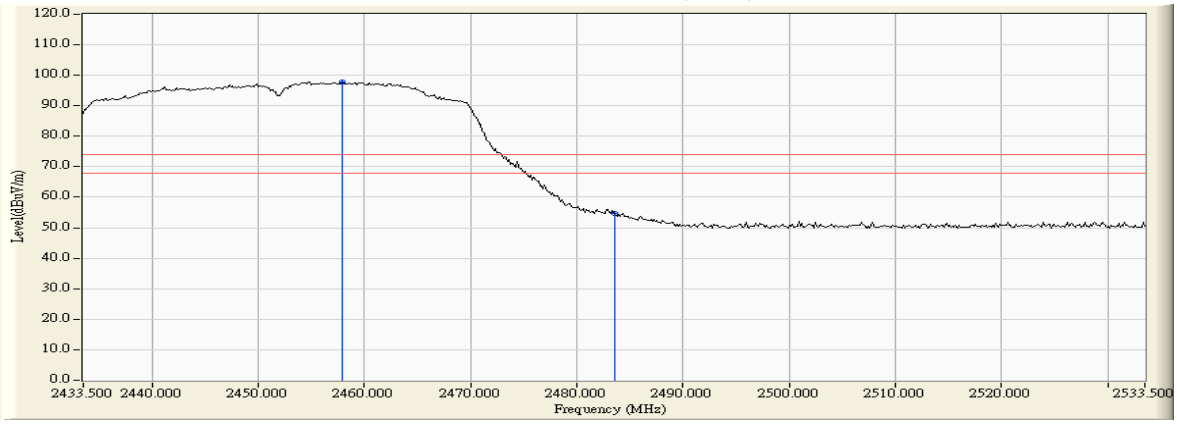

Figure Channel 09: Horizontal (Average)

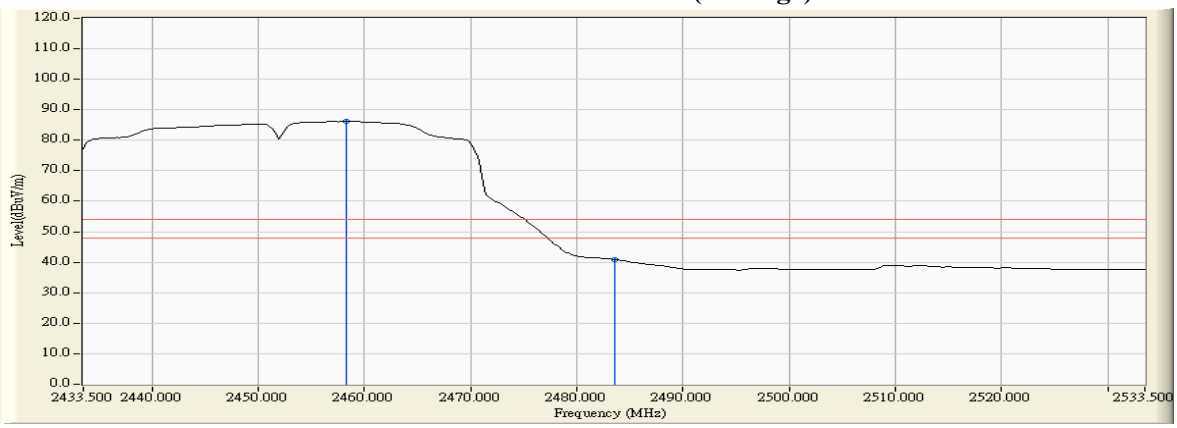

Note:

1. All readings above 1GHz are performed with peak and/or average measurements as necessary.
2. Peak measurements: RBW = 1MHz, VBW = 3 MHz, Sweep: Auto.
3. Average measurements: RBW = 1MHz, VBW = 10 Hz, Sweep: Auto.
4. " * ", means this data is the worst emission level.
5. Measurement Level = Reading Level + Correct Factor.
6. The average measurement was not performed when the peak measured data under the limit of average detection.

Product : Intel® Dual Band Wireless-AC 8265
Test Item : Band Edge
Test Site : No.3 OATS
Test date : 2016.09.11
Test Mode : Mode 2 SISO B: Transmit (802.11n-40BW)_15Mbps (2452MHz)

RF Radiated Measurement (Vertical):

Channel No.	Frequency (MHz)	Correct Factor (dB)	Reading Level (dBμV)	Emission Level (dBμV/m)	Peak Limit (dBμV/m)	Average Limit (dBμV/m)	Result
09 (Peak)	2453.935	6.178	102.684	108.862	--	--	--
09 (Peak)	2483.500	6.363	57.587	63.950	74.00	54.00	Pass
09 (Peak)	2483.645	6.364	59.522	65.886	74.00	54.00	Pass
09 (Average)	2456.833	6.196	90.393	96.589	--	--	--
09 (Average)	2483.500	6.363	43.432	49.795	74.00	54.00	Pass

Figure Channel 09: Vertical (Peak)

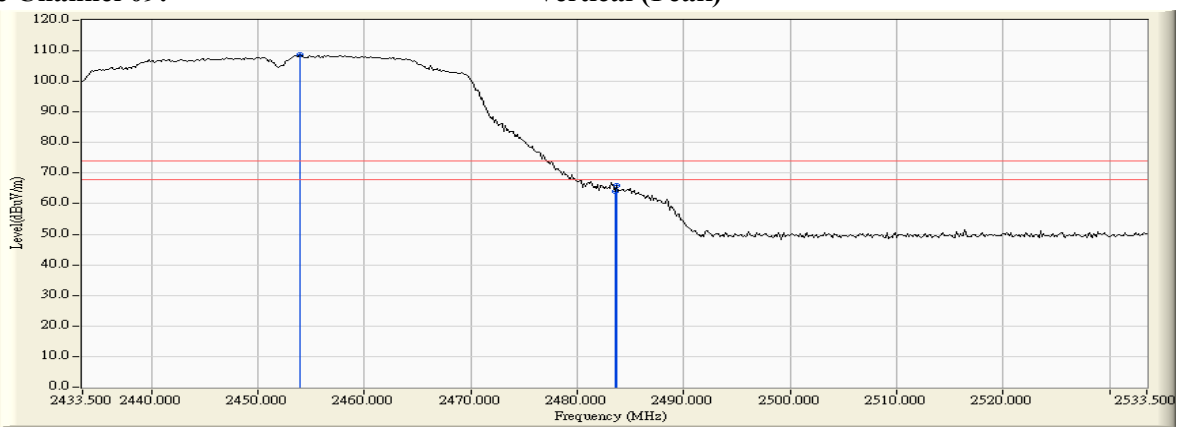

Figure Channel 09: Vertical (Average)

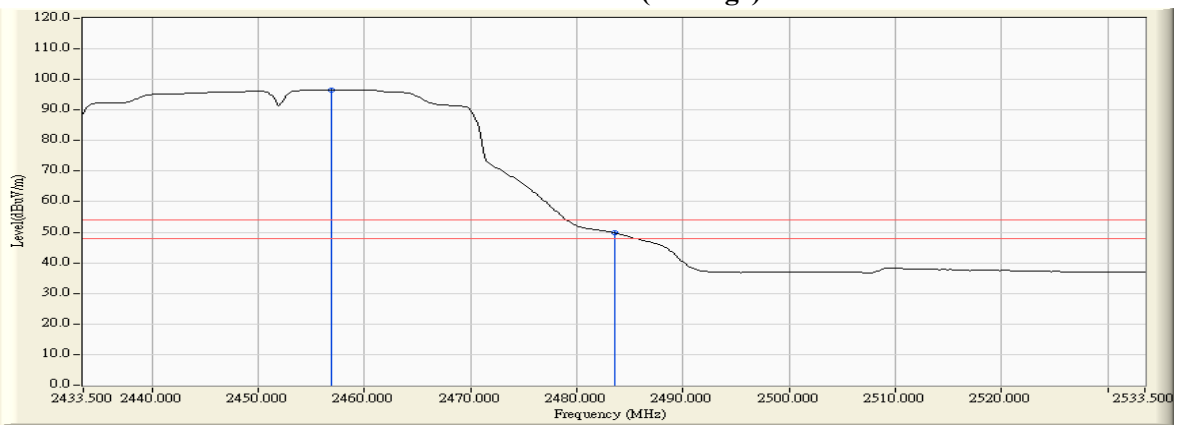

Note:

1. All readings above 1GHz are performed with peak and/or average measurements as necessary.
2. Peak measurements: RBW = 1MHz, VBW = 3 MHz, Sweep: Auto.
3. Average measurements: RBW = 1MHz, VBW = 10 Hz, Sweep: Auto.
4. " * ", means this data is the worst emission level.
5. Measurement Level = Reading Level + Correct Factor.
6. The average measurement was not performed when the peak measured data under the limit of average detection.

Product : Intel® Dual Band Wireless-AC 8265
Test Item : Band Edge
Test Site : No.3 OATS
Test date : 2016.09.11
Test Mode : Mode 2 SISO B: Transmit (802.11n-40BW)_15Mbps (2457MHz)

RF Radiated Measurement (Horizontal):

Channel No.	Frequency (MHz)	Correct Factor (dB)	Reading Level (dBμV)	Emission Level (dBμV/m)	Peak Limit (dBμV/m)	Average Limit (dBμV/m)	Result
10 (Peak)	2459.007	6.937	88.239	95.176	--	--	--
10 (Peak)	2483.500	7.110	48.446	55.556	74.00	54.00	Pass
10 (Average)	2459.007	6.937	75.697	82.634	--	--	--
10 (Average)	2483.500	7.110	34.310	41.420	74.00	54.00	Pass

Figure Channel 10: Horizontal (Peak)

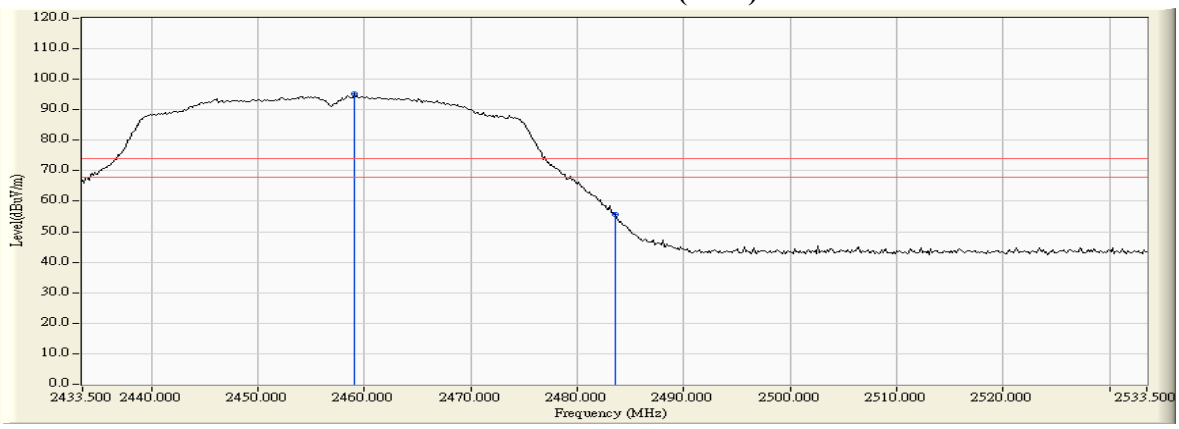

Figure Channel 10: Horizontal (Average)

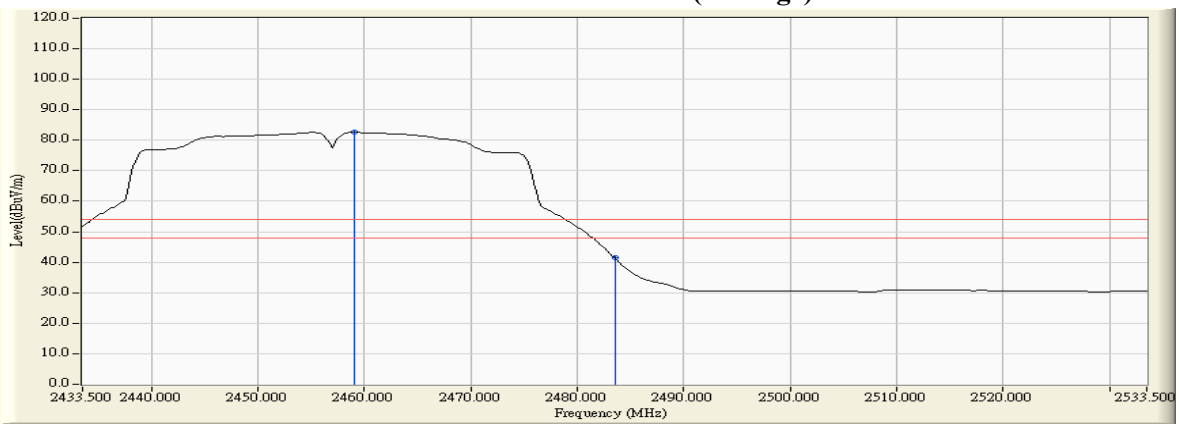

Note:

1. All readings above 1GHz are performed with peak and/or average measurements as necessary.
2. Peak measurements: RBW = 1MHz, VBW = 3 MHz, Sweep: Auto.
3. Average measurements: RBW = 1MHz, VBW = 10 Hz, Sweep: Auto.
4. " * ", means this data is the worst emission level.
5. Measurement Level = Reading Level + Correct Factor.
6. The average measurement was not performed when the peak measured data under the limit of average detection.

Product : Intel® Dual Band Wireless-AC 8265
Test Item : Band Edge
Test Site : No.3 OATS
Test date : 2016.09.11
Test Mode : Mode 2 SISO B: Transmit (802.11n-40BW)_15Mbps (2457MHz)

RF Radiated Measurement (Vertical):

Channel No.	Frequency (MHz)	Correct Factor (dB)	Reading Level (dBμV)	Emission Level (dBμV/m)	Peak Limit (dBμV/m)	Average Limit (dBμV/m)	Result
10 (Peak)	2454.659	6.182	98.926	105.108	--	--	--
10 (Peak)	2483.500	6.363	58.242	64.605	74.00	54.00	Pass
10 (Peak)	2483.645	6.364	59.486	65.850	74.00	54.00	Pass
10 (Average)	2454.949	6.184	87.017	93.201	--	--	--
10 (Average)	2483.500	6.363	45.512	51.875	74.00	54.00	Pass

Figure Channel 10: Vertical (Peak)

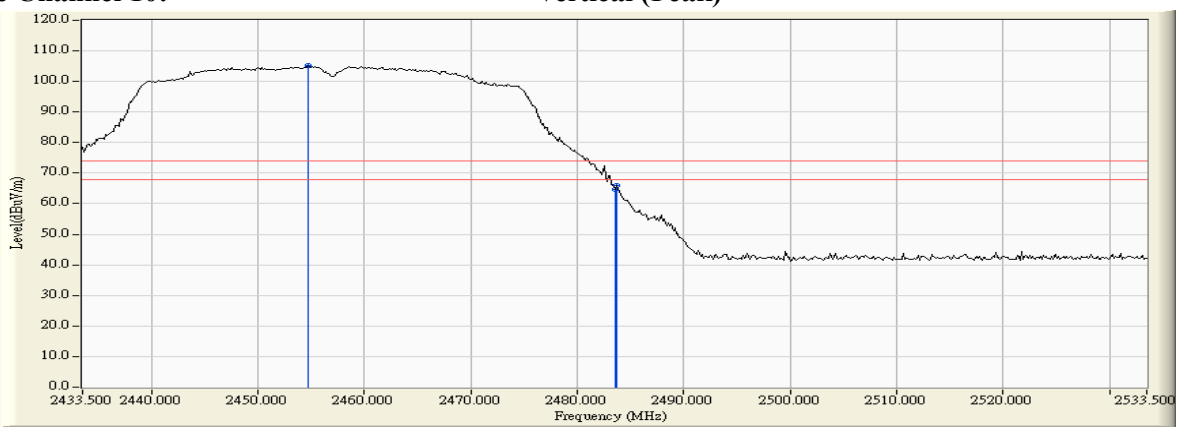

Figure Channel 10: Vertical (Average)

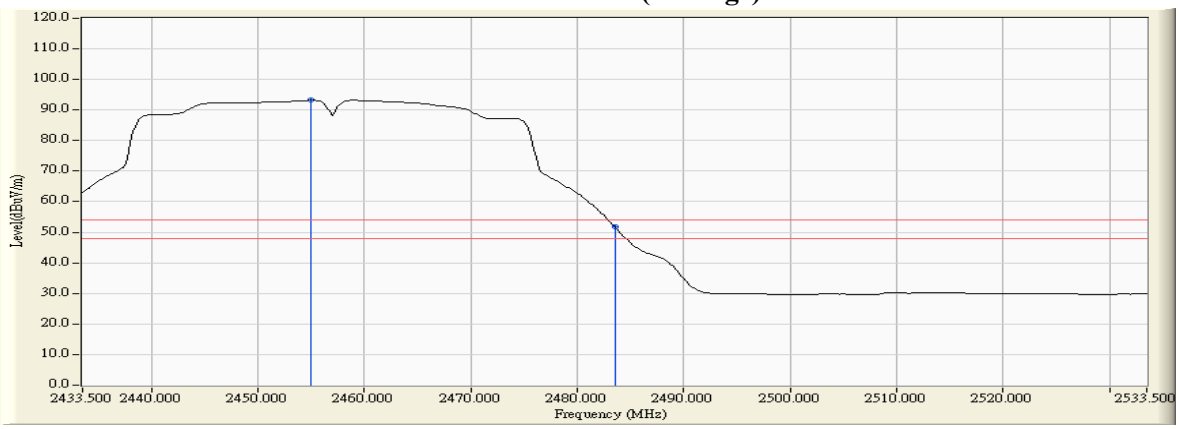

Note:

1. All readings above 1GHz are performed with peak and/or average measurements as necessary.
2. Peak measurements: RBW = 1MHz, VBW = 3 MHz, Sweep: Auto.
3. Average measurements: RBW = 1MHz, VBW = 10 Hz, Sweep: Auto.
4. " * ", means this data is the worst emission level.
5. Measurement Level = Reading Level + Correct Factor.
6. The average measurement was not performed when the peak measured data under the limit of average detection.

Product : Intel® Dual Band Wireless-AC 8265
Test Item : Band Edge
Test Site : No.3 OATS
Test date : 2016.09.11
Test Mode : Mode 2 SISO B: Transmit (802.11n-40BW)_15Mbps (2462MHz)

RF Radiated Measurement (Horizontal):

Channel No.	Frequency (MHz)	Correct Factor (dB)	Reading Level (dBμV)	Emission Level (dBμV/m)	Peak Limit (dBμV/m)	Average Limit (dBμV/m)	Result
11 (Peak)	2455.239	6.911	71.448	78.358	--	--	--
11 (Peak)	2483.500	7.110	47.362	54.472	74.00	54.00	Pass
11 (Average)	2457.268	6.925	60.054	66.979	--	--	--
11 (Average)	2483.500	7.110	33.950	41.060	74.00	54.00	Pass

Figure Channel 11: Horizontal (Peak)

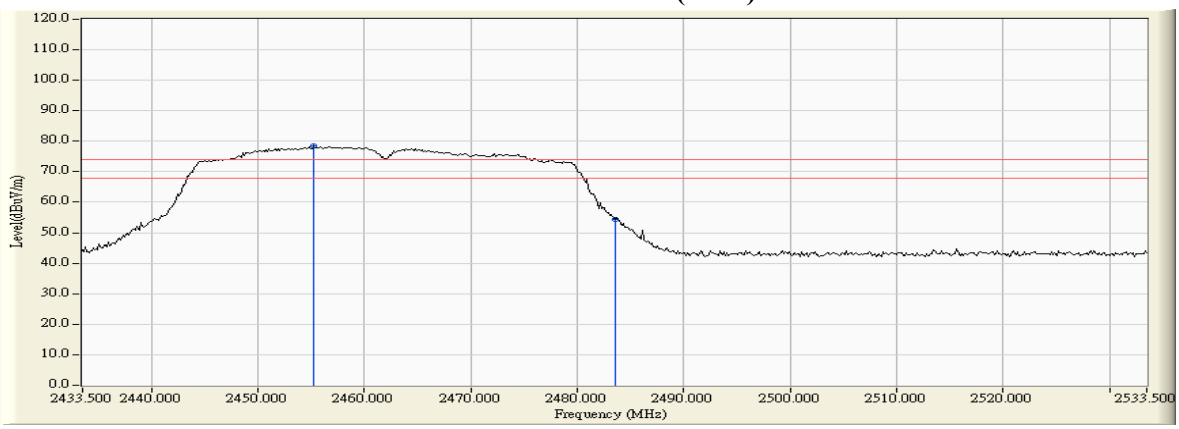

Figure Channel 11: Horizontal (Average)

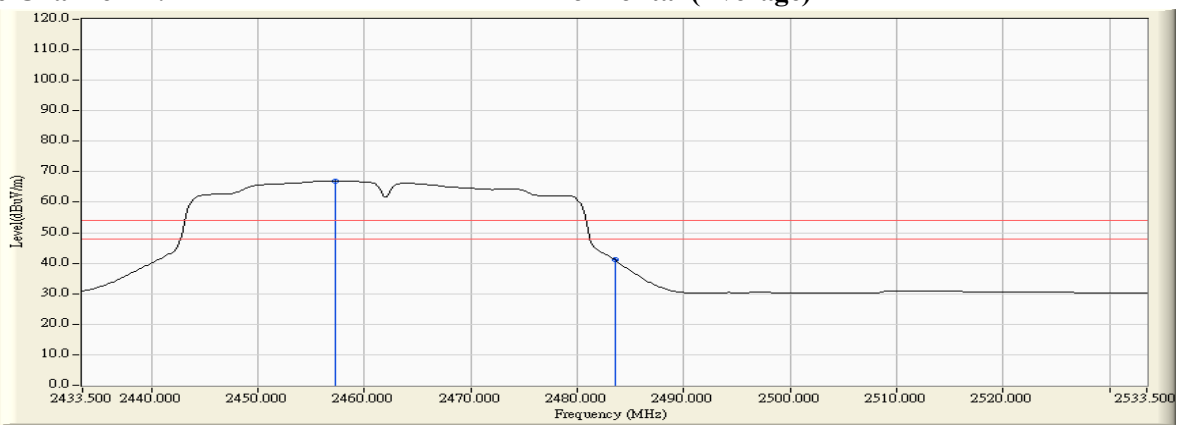

Note:

1. All readings above 1GHz are performed with peak and/or average measurements as necessary.
2. Peak measurements: RBW = 1MHz, VBW = 3 MHz, Sweep: Auto.
3. Average measurements: RBW = 1MHz, VBW = 10 Hz, Sweep: Auto.
4. " * ", means this data is the worst emission level.
5. Measurement Level = Reading Level + Correct Factor.
6. The average measurement was not performed when the peak measured data under the limit of average detection.

Product : Intel® Dual Band Wireless-AC 8265
Test Item : Band Edge
Test Site : No.3 OATS
Test date : 2016.09.11
Test Mode : Mode 2 SISO B: Transmit (802.11n-40BW)_15Mbps (2462MHz)

RF Radiated Measurement (Vertical):

Channel No.	Frequency (MHz)	Correct Factor (dB)	Reading Level (dBμV)	Emission Level (dBμV/m)	Peak Limit (dBμV/m)	Average Limit (dBμV/m)	Result
11 (Peak)	2464.080	6.243	83.310	89.552	--	--	--
11 (Peak)	2483.500	6.363	58.809	65.172	74.00	54.00	Pass
11 (Average)	2457.268	6.199	71.650	77.849	--	--	--
11 (Average)	2483.500	6.363	45.052	51.415	74.00	54.00	Pass

Figure Channel 11: Vertical (Peak)

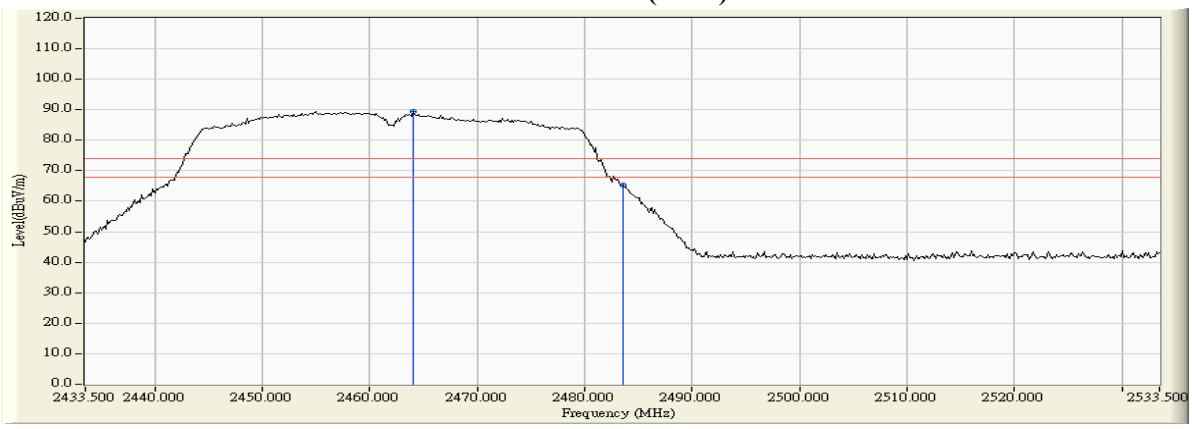

Figure Channel 11: Vertical (Average)

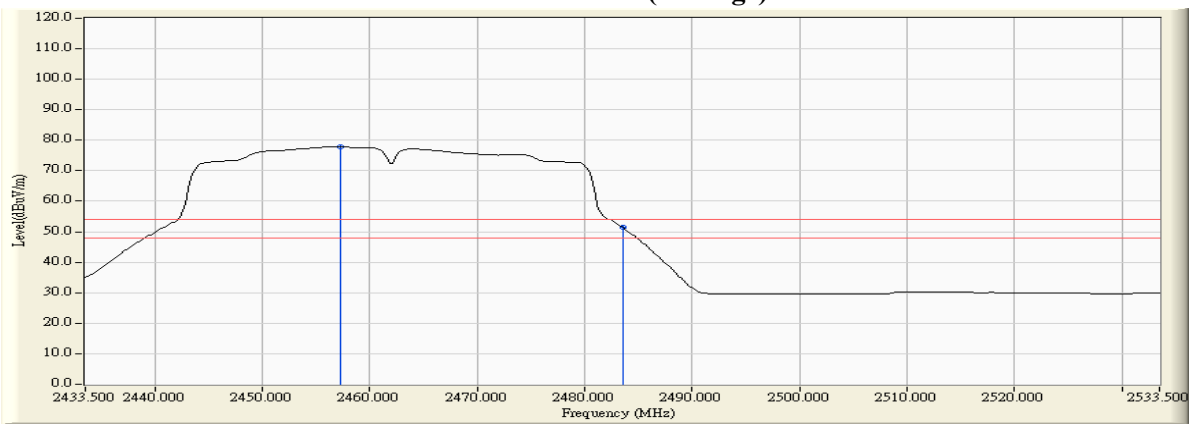

Note:

1. All readings above 1GHz are performed with peak and/or average measurements as necessary.
2. Peak measurements: RBW = 1MHz, VBW = 3 MHz, Sweep: Auto.
3. Average measurements: RBW = 1MHz, VBW = 10 Hz, Sweep: Auto.
4. " * ", means this data is the worst emission level.
5. Measurement Level = Reading Level + Correct Factor.
6. The average measurement was not performed when the peak measured data under the limit of average detection.

Product : Intel® Dual Band Wireless-AC 8265
Test Item : Band Edge
Test Site : No.3 OATS
Test date : 2016.09.11
Test Mode : Mode 3 MIMO: Transmit (802.11n-20BW)_14.4Mbps (2412MHz)

RF Radiated Measurement (Horizontal):

Channel No.	Frequency (MHz)	Correct Factor (dB)	Reading Level (dBμV)	Emission Level (dBμV/m)	Peak Limit (dBμV/m)	Average Limit (dBμV/m)	Result
01 (Peak)	2390.000	6.474	51.277	57.752	74.00	54.00	Pass
01 (Peak)	2400.000	6.528	72.527	79.055	--	--	--
01 (Peak)	2415.507	6.627	98.311	104.939	--	--	--
01 (Average)	2390.000	6.474	35.546	42.021	74.00	54.00	Pass
01 (Average)	2400.000	6.528	54.176	60.704	--	--	--
01 (Average)	2415.652	6.628	85.071	91.700	--	--	--

Figure Channel 01: Horizontal (Peak)

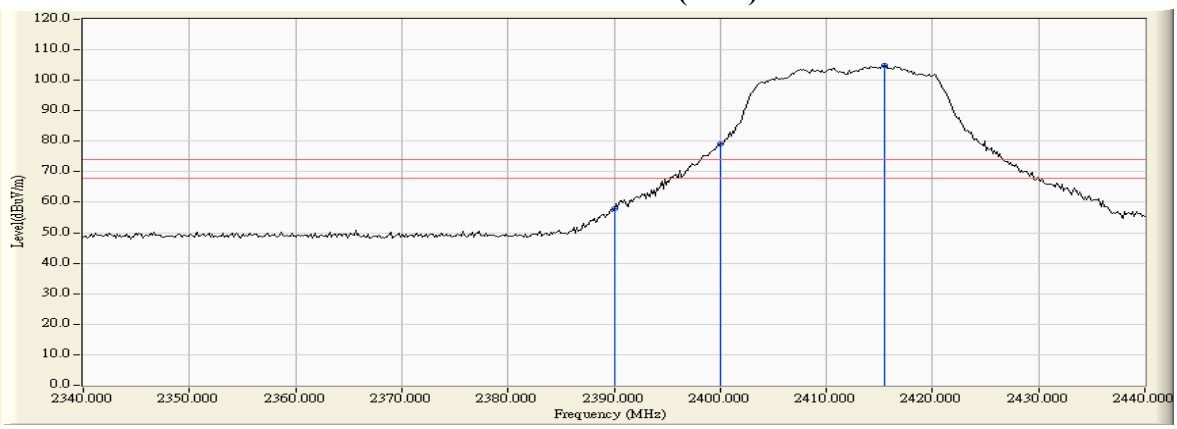

Figure Channel 01: Horizontal (Average)

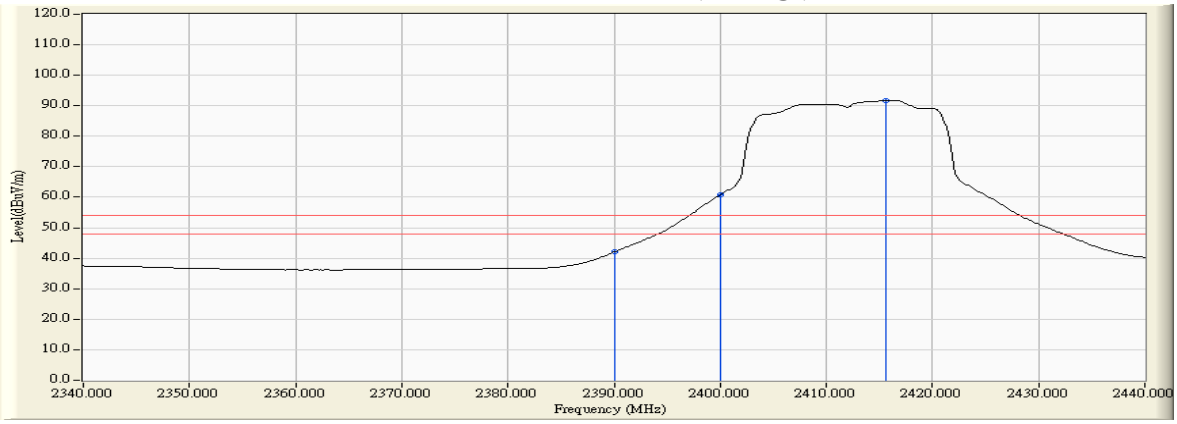

Note:

1. All readings above 1GHz are performed with peak and/or average measurements as necessary.
2. Peak measurements: RBW = 1MHz, VBW = 3 MHz, Sweep: Auto.
3. Average measurements: RBW = 1MHz, VBW = 10 Hz, Sweep: Auto.
4. " * ", means this data is the worst emission level.
5. Measurement Level = Reading Level + Correct Factor.
6. The average measurement was not performed when the peak measured data under the limit of average detection.

Product	:	Intel® Dual Band Wireless-AC 8265
Test Item	:	Band Edge
Test Site	:	No.3 OATS
Test date	:	2016.09.11
Test Mode	:	Mode 3 MIMO: Transmit (802.11n-20BW)_14.4Mbps (2412MHz)

RF Radiated Measurement (Vertical):

Channel No.	Frequency (MHz)	Correct Factor (dB)	Reading Level (dBμV)	Emission Level (dBμV/m)	Peak Limit (dBμV/m)	Average Limit (dBμV/m)	Result
01 (Peak)	2388.551	5.887	60.159	66.046	74.00	54.00	Pass
01 (Peak)	2390.000	5.880	59.726	65.607	74.00	54.00	Pass
01 (Peak)	2400.000	5.879	81.060	86.939	--	--	--
01 (Peak)	2414.348	5.929	108.342	114.270	--	--	--
01 (Average)	2390.000	5.880	44.737	50.618	74.00	54.00	Pass
01 (Average)	2400.000	5.879	64.548	70.427	--	--	--
01 (Average)	2416.377	5.941	95.172	101.113	--	--	--

Figure Channel 01: Vertical (Peak)

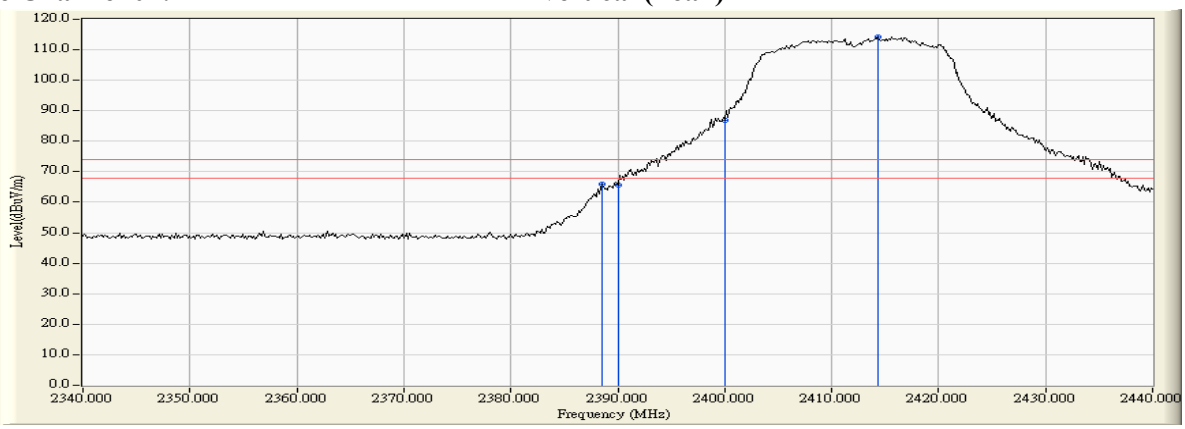

Figure Channel 01: Vertical (Average)

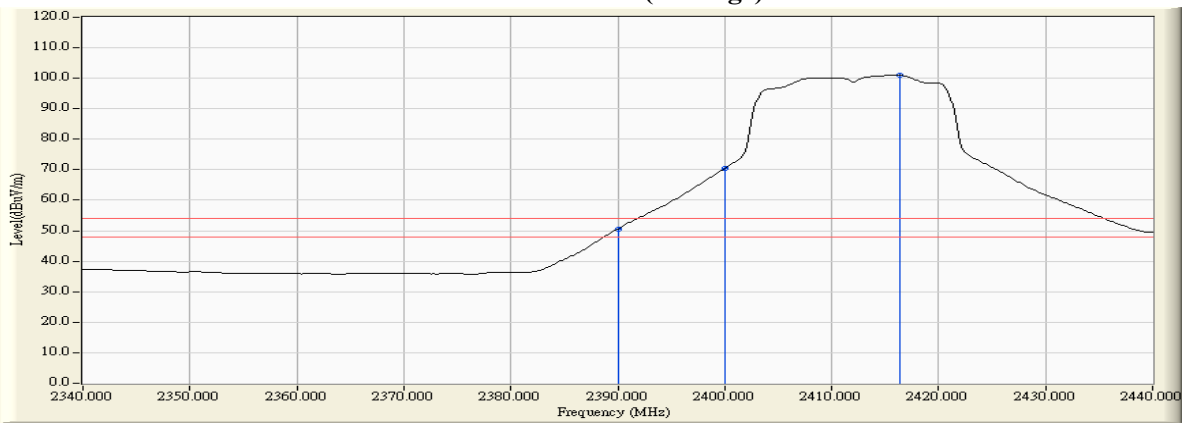

Note:

1. All readings above 1GHz are performed with peak and/or average measurements as necessary.
2. Peak measurements: RBW = 1MHz, VBW = 3 MHz, Sweep: Auto.
3. Average measurements: RBW = 1MHz, VBW = 10 Hz, Sweep: Auto.
4. " * ", means this data is the worst emission level.
5. Measurement Level = Reading Level + Correct Factor.
6. The average measurement was not performed when the peak measured data under the limit of average detection.

Product : Intel® Dual Band Wireless-AC 8265
Test Item : Band Edge
Test Site : No.3 OATS
Test date : 2016.09.11
Test Mode : Mode 3 MIMO: Transmit (802.11n-20BW)_14.4Mbps (2462MHz)

RF Radiated Measurement (Horizontal):

Channel No.	Frequency (MHz)	Correct Factor (dB)	Reading Level (dBμV)	Emission Level (dBμV/m)	Peak Limit (dBμV/m)	Average Limit (dBμV/m)	Result
11 (Peak)	2460.022	6.944	95.641	102.585	--	--	--
11 (Peak)	2483.500	7.110	48.144	55.254	74.00	54.00	Pass
11 (Average)	2459.297	6.939	83.092	90.031	--	--	--
11 (Average)	2483.500	7.110	33.779	40.889	74.00	54.00	Pass

Figure Channel 11: Horizontal (Peak)

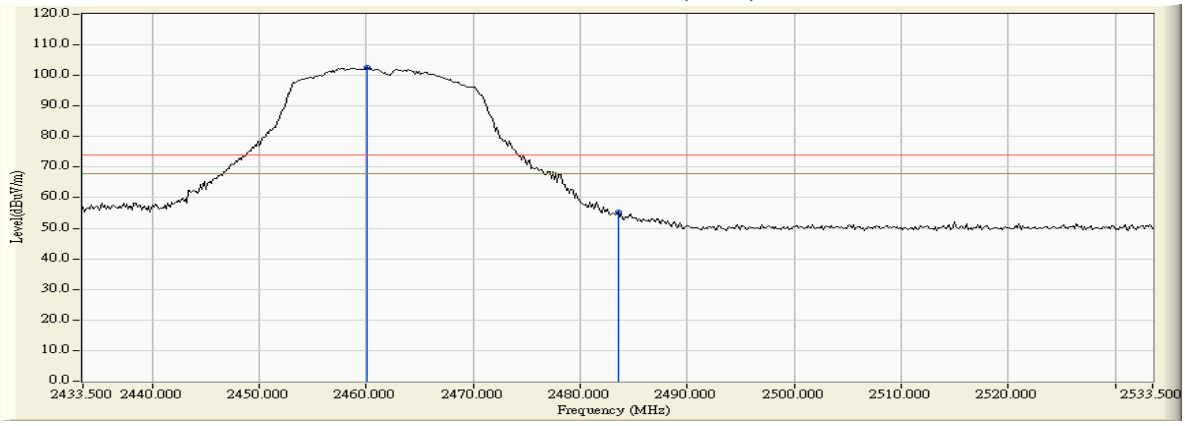

Figure Channel 11: Horizontal (Average)

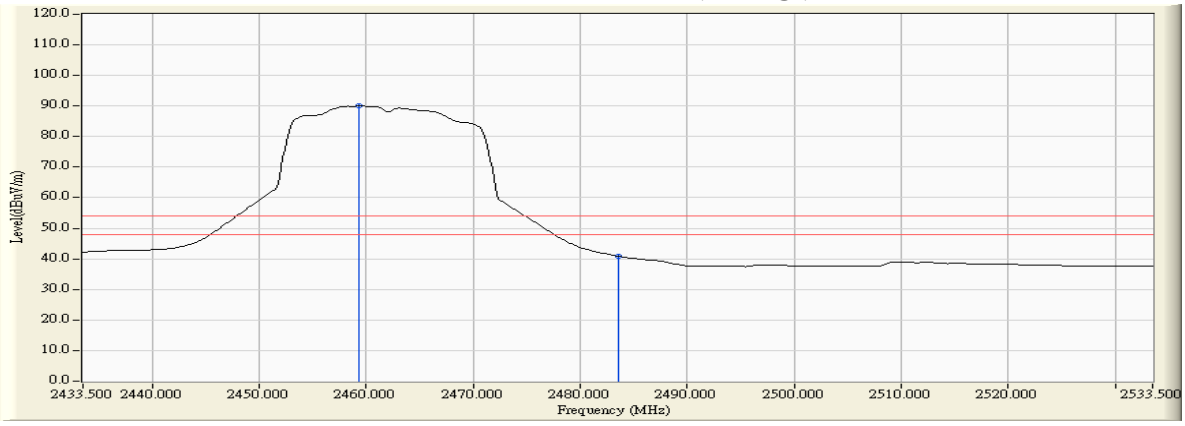

Note:

1. All readings above 1GHz are performed with peak and/or average measurements as necessary.
2. Peak measurements: RBW = 1MHz, VBW = 3 MHz, Sweep: Auto.
3. Average measurements: RBW = 1MHz, VBW = 10 Hz, Sweep: Auto.
4. " * ", means this data is the worst emission level.
5. Measurement Level = Reading Level + Correct Factor.
6. The average measurement was not performed when the peak measured data under the limit of average detection.

Product	:	Intel® Dual Band Wireless-AC 8265
Test Item	:	Band Edge
Test Site	:	No.3 OATS
Test date	:	2016.09.11
Test Mode	:	Mode 3 MIMO: Transmit (802.11n-20BW)_14.4Mbps (2462MHz)

RF Radiated Measurement (Vertical):

Channel No.	Frequency (MHz)	Correct Factor (dB)	Reading Level (dBμV)	Emission Level (dBμV/m)	Peak Limit (dBμV/m)	Average Limit (dBμV/m)	Result
11 (Peak)	2458.862	6.210	109.814	116.023	--	--	--
11 (Peak)	2483.500	6.363	59.695	66.058	74.00	54.00	Pass
11 (Average)	2460.167	6.217	96.170	102.388	--	--	--
11 (Average)	2483.500	6.363	44.386	50.749	74.00	54.00	Pass

Figure Channel 11: Vertical (Peak)

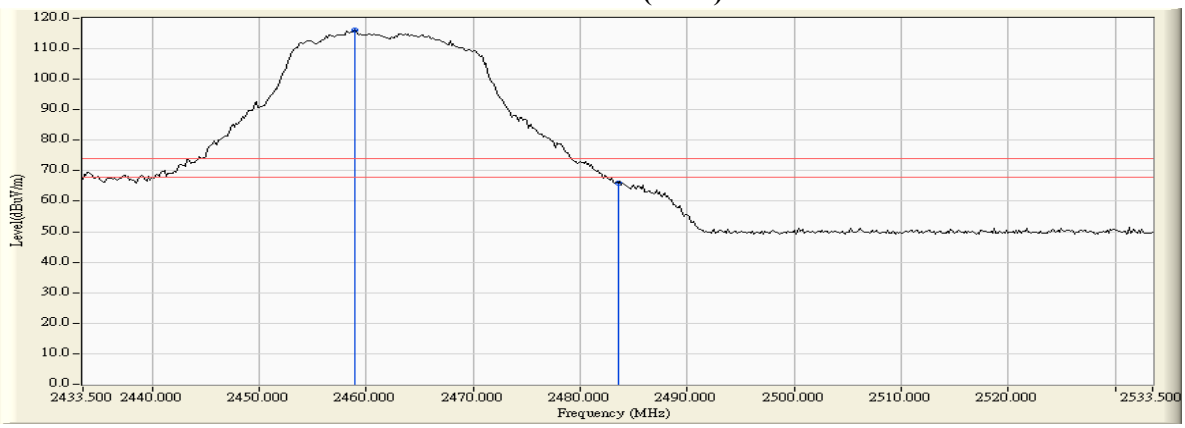

Figure Channel 11: Vertical (Average)

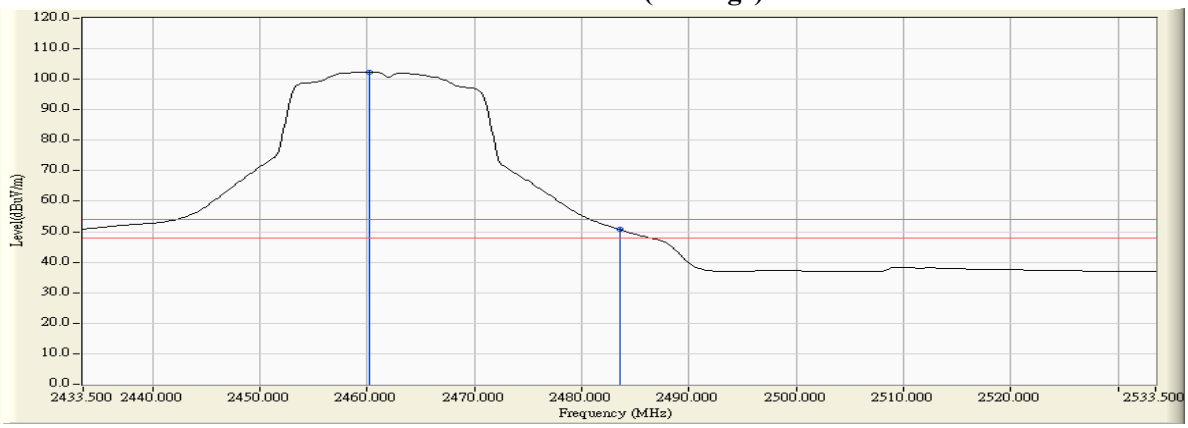

Note:

1. All readings above 1GHz are performed with peak and/or average measurements as necessary.
2. Peak measurements: RBW = 1MHz, VBW = 3 MHz, Sweep: Auto.
3. Average measurements: RBW = 1MHz, VBW = 10 Hz, Sweep: Auto.
4. " * ", means this data is the worst emission level.
5. Measurement Level = Reading Level + Correct Factor.
6. The average measurement was not performed when the peak measured data under the limit of average detection.

Product : Intel® Dual Band Wireless-AC 8265
Test Item : Band Edge
Test Site : No.3 OATS
Test date : 2016.09.11
Test Mode : Mode 3 MIMO: Transmit (802.11n-20BW)_14.4Mbps (2467MHz)

RF Radiated Measurement (Horizontal):

Channel No.	Frequency (MHz)	Correct Factor (dB)	Reading Level (dBμV)	Emission Level (dBμV/m)	Peak Limit (dBμV/m)	Average Limit (dBμV/m)	Result
12 (Peak)	2462.486	6.962	88.670	95.632	--	--	--
12 (Peak)	2483.500	7.110	51.420	58.530	74.00	54.00	Pass
12 (Average)	2463.065	6.966	76.396	83.362	--	--	--
12 (Average)	2483.500	7.110	34.771	41.881	74.00	54.00	Pass

Figure Channel 12: Horizontal (Peak)

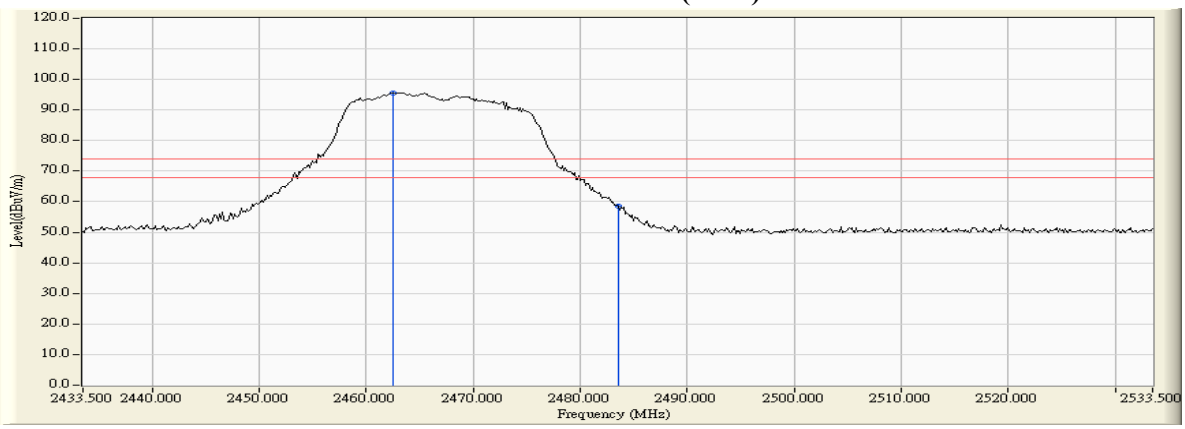

Figure Channel 12: Horizontal (Average)

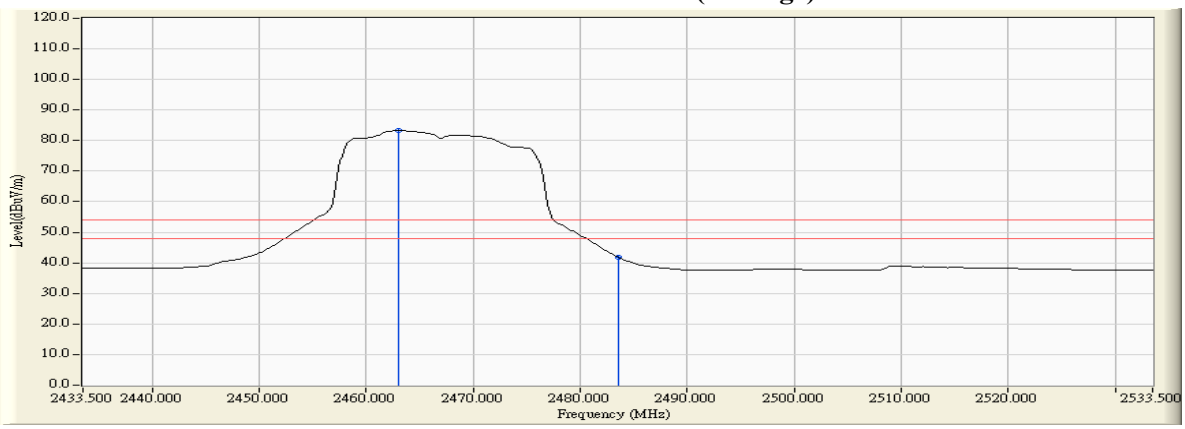

Note:

1. All readings above 1GHz are performed with peak and/or average measurements as necessary.
2. Peak measurements: RBW = 1MHz, VBW = 3 MHz, Sweep: Auto.
3. Average measurements: RBW = 1MHz, VBW = 10 Hz, Sweep: Auto.
4. " * ", means this data is the worst emission level.
5. Measurement Level = Reading Level + Correct Factor.
6. The average measurement was not performed when the peak measured data under the limit of average detection.

Product	:	Intel® Dual Band Wireless-AC 8265
Test Item	:	Band Edge
Test Site	:	No.3 OATS
Test date	:	2016.09.11
Test Mode	:	Mode 3 MIMO: Transmit (802.11n-20BW)_14.4Mbps (2467MHz)

RF Radiated Measurement (Vertical):

Channel No.	Frequency (MHz)	Correct Factor (dB)	Reading Level (dBμV)	Emission Level (dBμV/m)	Peak Limit (dBμV/m)	Average Limit (dBμV/m)	Result
12 (Peak)	2462.486	6.233	103.018	109.250	--	--	--
12 (Peak)	2483.500	6.363	65.234	71.597	74.00	54.00	Pass
12 (Average)	2462.920	6.235	89.929	96.164	--	--	--
12 (Average)	2483.500	6.363	47.424	53.787	74.00	54.00	Pass

Figure Channel 12: Vertical (Peak)

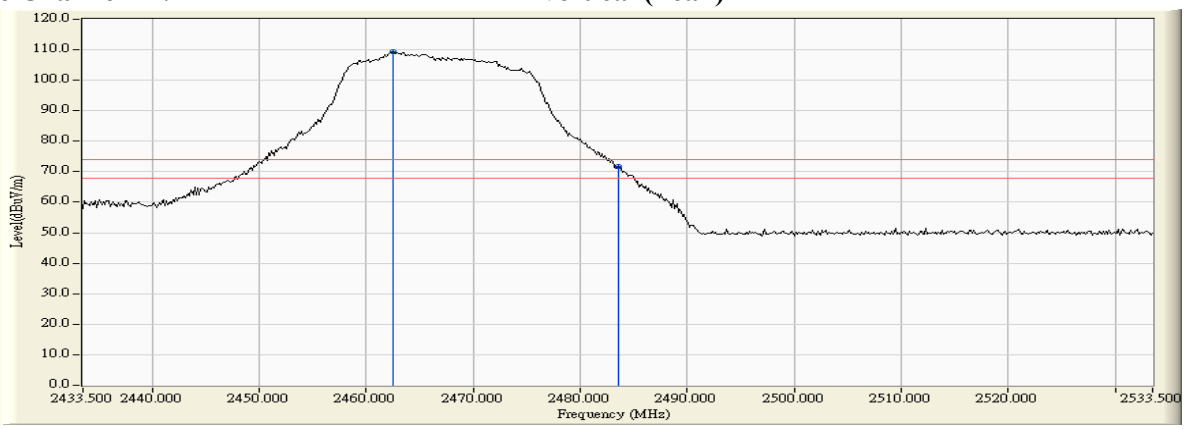

Figure Channel 12: Vertical (Average)

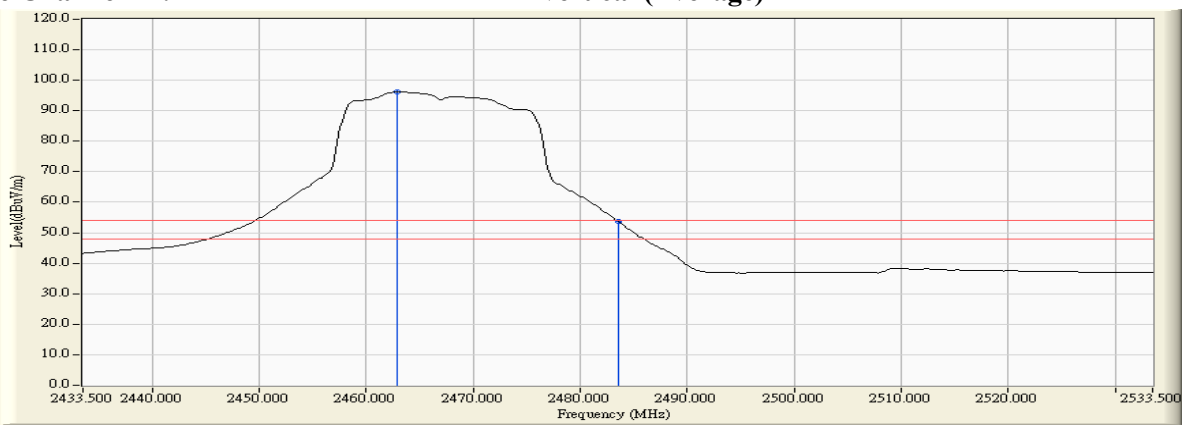

Note:

1. All readings above 1GHz are performed with peak and/or average measurements as necessary.
2. Peak measurements: RBW = 1MHz, VBW = 3 MHz, Sweep: Auto.
3. Average measurements: RBW = 1MHz, VBW = 10 Hz, Sweep: Auto.
4. " * ", means this data is the worst emission level.
5. Measurement Level = Reading Level + Correct Factor.
6. The average measurement was not performed when the peak measured data under the limit of average detection.

Product : Intel® Dual Band Wireless-AC 8265
Test Item : Band Edge
Test Site : No.3 OATS
Test date : 2016.09.11
Test Mode : Mode 3 MIMO: Transmit (802.11n-20BW)_14.4Mbps (2472MHz)

RF Radiated Measurement (Horizontal):

Channel No.	Frequency (MHz)	Correct Factor (dB)	Reading Level (dBμV)	Emission Level (dBμV/m)	Peak Limit (dBμV/m)	Average Limit (dBμV/m)	Result
13 (Peak)	2467.268	6.995	74.671	81.666	--	--	--
13 (Peak)	2483.500	7.110	49.694	56.804	74.00	54.00	Pass
13 (Average)	2467.993	7.001	61.566	68.566	--	--	--
13 (Average)	2483.500	7.110	32.715	39.825	74.00	54.00	Pass

Figure Channel 13: Horizontal (Peak)

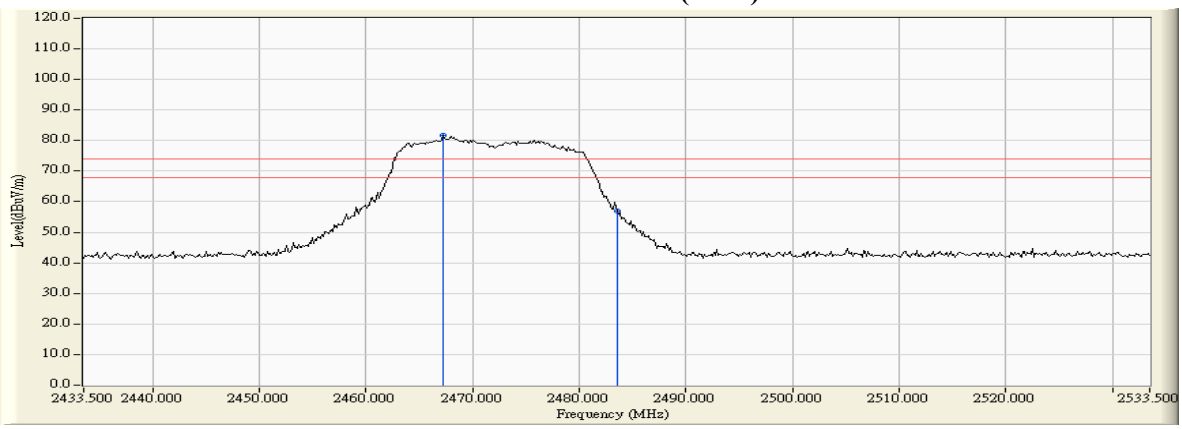

Figure Channel 13: Horizontal (Average)

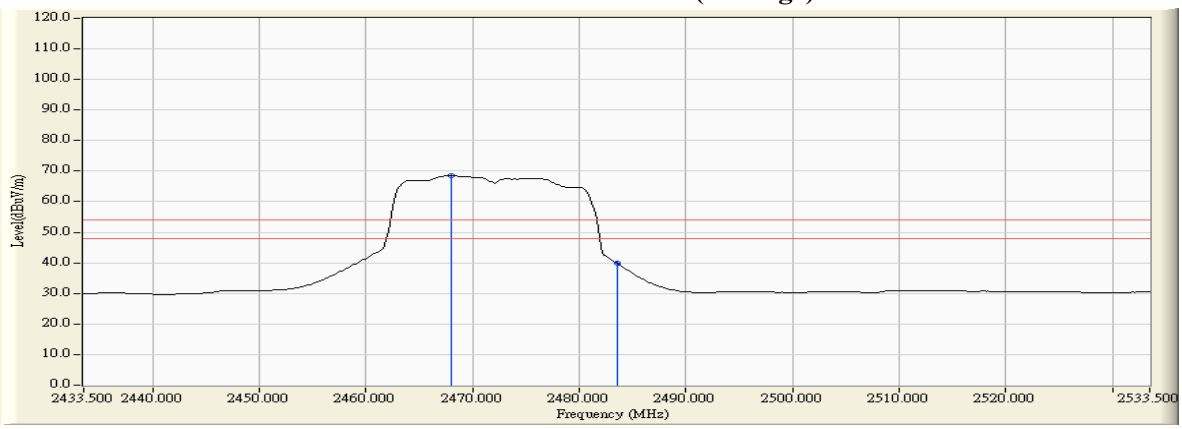

Note:

1. All readings above 1GHz are performed with peak and/or average measurements as necessary.
2. Peak measurements: RBW = 1MHz, VBW = 3 MHz, Sweep: Auto.
3. Average measurements: RBW = 1MHz, VBW = 10 Hz, Sweep: Auto.
4. " * ", means this data is the worst emission level.
5. Measurement Level = Reading Level + Correct Factor.
6. The average measurement was not performed when the peak measured data under the limit of average detection.

Product	:	Intel® Dual Band Wireless-AC 8265
Test Item	:	Band Edge
Test Site	:	No.3 OATS
Test date	:	2016.09.11
Test Mode	:	Mode 3 MIMO: Transmit (802.11n-20BW)_14.4Mbps (2472MHz)

RF Radiated Measurement (Vertical):

Channel No.	Frequency (MHz)	Correct Factor (dB)	Reading Level (dBμV)	Emission Level (dBμV/m)	Peak Limit (dBμV/m)	Average Limit (dBμV/m)	Result
13 (Peak)	2467.848	6.266	88.091	94.357	--	--	--
13 (Peak)	2483.500	6.363	64.861	71.224	74.00	54.00	Pass
13 (Average)	2467.558	6.263	75.036	81.300	--	--	--
13 (Average)	2483.500	6.363	45.919	52.282	74.00	54.00	Pass

Figure Channel 13: Vertical (Peak)

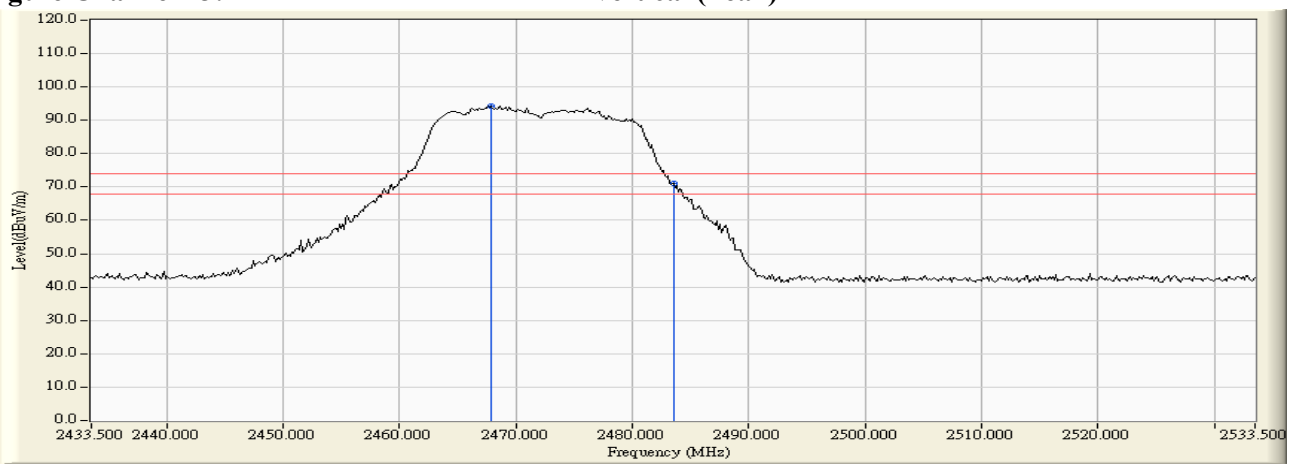

Figure Channel 13: Vertical (Average)

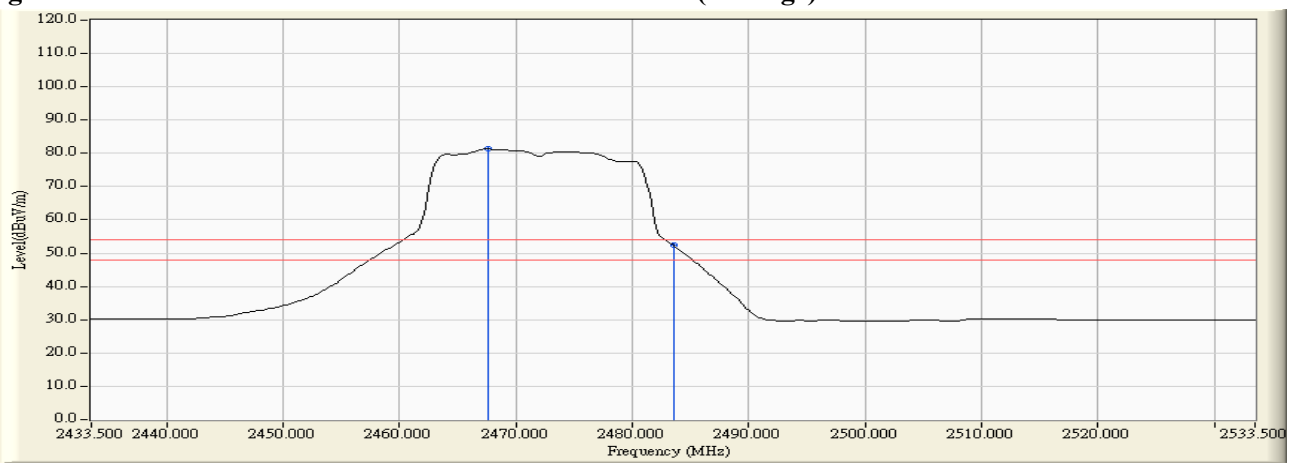

Note:

1. All readings above 1GHz are performed with peak and/or average measurements as necessary.
2. Peak measurements: RBW = 1MHz, VBW = 3 MHz, Sweep: Auto.
3. Average measurements: RBW = 1MHz, VBW = 10 Hz, Sweep: Auto.
4. " * ", means this data is the worst emission level.
5. Measurement Level = Reading Level + Correct Factor.
6. The average measurement was not performed when the peak measured data under the limit of average detection.

Product : Intel® Dual Band Wireless-AC 8265
Test Item : Band Edge
Test Site : No.3 OATS
Test date : 2016.09.11
Test Mode : Mode 3 MIMO: Transmit (802.11n-40BW)_30Mbps (2422MHz)

RF Radiated Measurement (Horizontal):

Channel No.	Frequency (MHz)	Correct Factor (dB)	Reading Level (dBμV)	Emission Level (dBμV/m)	Peak Limit (dBμV/m)	Average Limit (dBμV/m)	Result
03 (Peak)	2388.551	6.469	47.805	54.273	74.00	54.00	Pass
03 (Peak)	2390.000	6.474	47.482	53.957	74.00	54.00	Pass
03 (Peak)	2400.000	6.528	67.137	73.665	--	--	--
03 (Peak)	2424.348	6.691	93.024	99.715	--	--	--
03 (Average)	2390.000	6.474	33.687	40.162	74.00	54.00	Pass
03 (Average)	2400.000	6.528	52.422	58.950	--	--	--
03 (Average)	2425.507	6.699	79.987	86.686	--	--	--

Figure Channel 03: Horizontal (Peak)

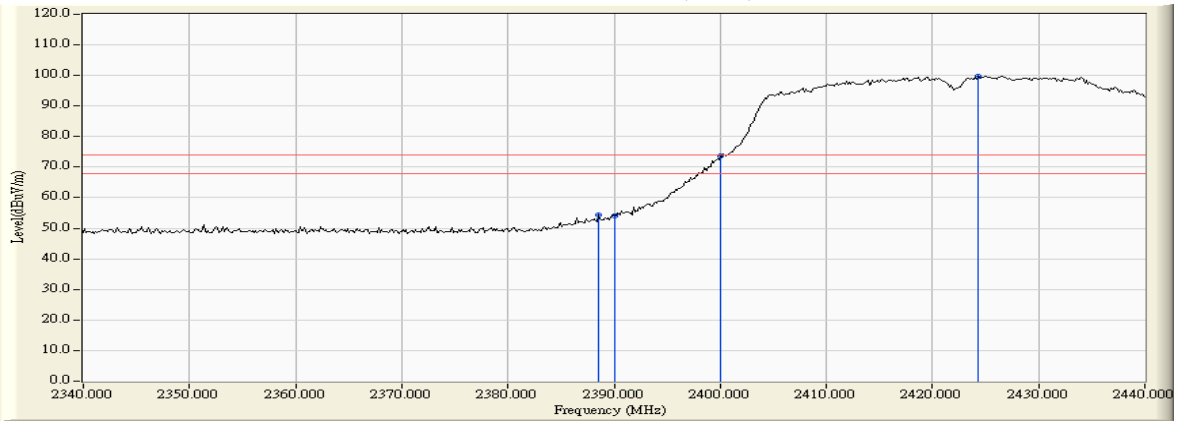

Figure Channel 03: Horizontal (Average)

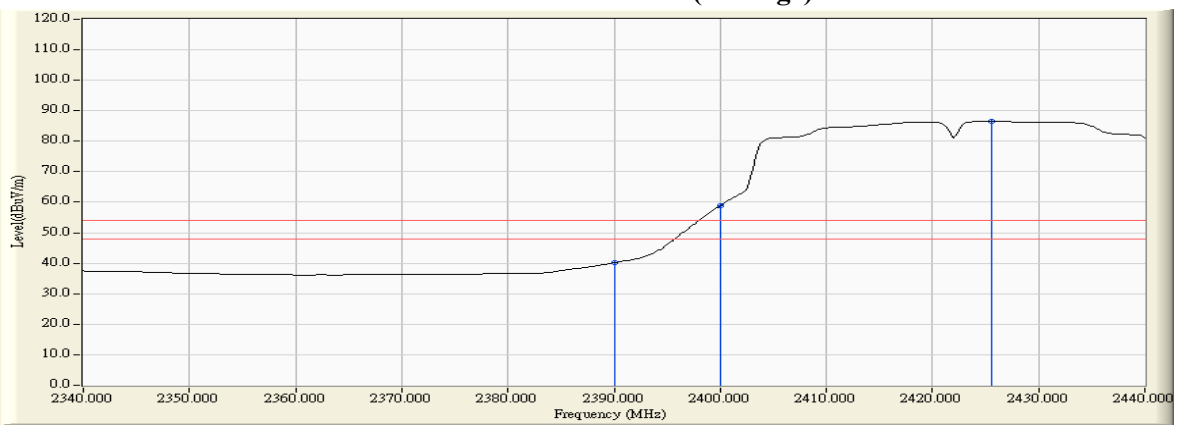

Note:

1. All readings above 1GHz are performed with peak and/or average measurements as necessary.
2. Peak measurements: RBW = 1MHz, VBW = 3 MHz, Sweep: Auto.
3. Average measurements: RBW = 1MHz, VBW = 10 Hz, Sweep: Auto.
4. " * ", means this data is the worst emission level.
5. Measurement Level = Reading Level + Correct Factor.
6. The average measurement was not performed when the peak measured data under the limit of average detection.

Product : Intel® Dual Band Wireless-AC 8265
Test Item : Band Edge
Test Site : No.3 OATS
Test date : 2016.09.11
Test Mode : Mode 3 MIMO: Transmit (802.11n-40BW)_30Mbps (2422MHz)

RF Radiated Measurement (Vertical):

Channel No.	Frequency (MHz)	Correct Factor (dB)	Reading Level (dBμV)	Emission Level (dBμV/m)	Peak Limit (dBμV/m)	Average Limit (dBμV/m)	Result
03 (Peak)	2390.000	5.880	56.591	62.472	74.00	54.00	Pass
03 (Peak)	2400.000	5.879	75.747	81.626	--	--	--
03 (Peak)	2431.449	6.035	104.084	110.119	--	--	--
03 (Average)	2390.000	5.880	43.431	49.312	74.00	54.00	Pass
03 (Average)	2400.000	5.879	62.655	68.534	--	--	--
03 (Average)	2426.232	6.003	90.277	96.280	--	--	--

Figure Channel 03: Vertical (Peak)

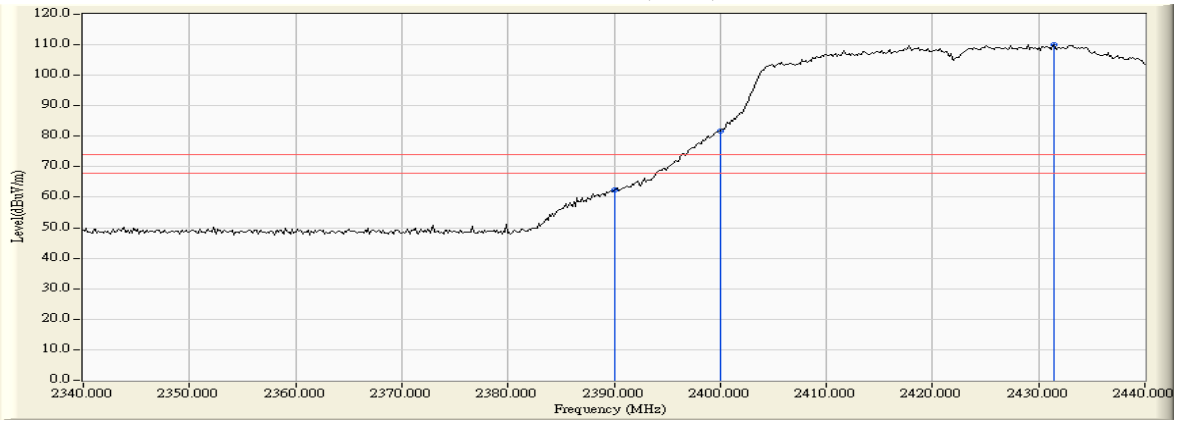

Figure Channel 03: Vertical (Average)

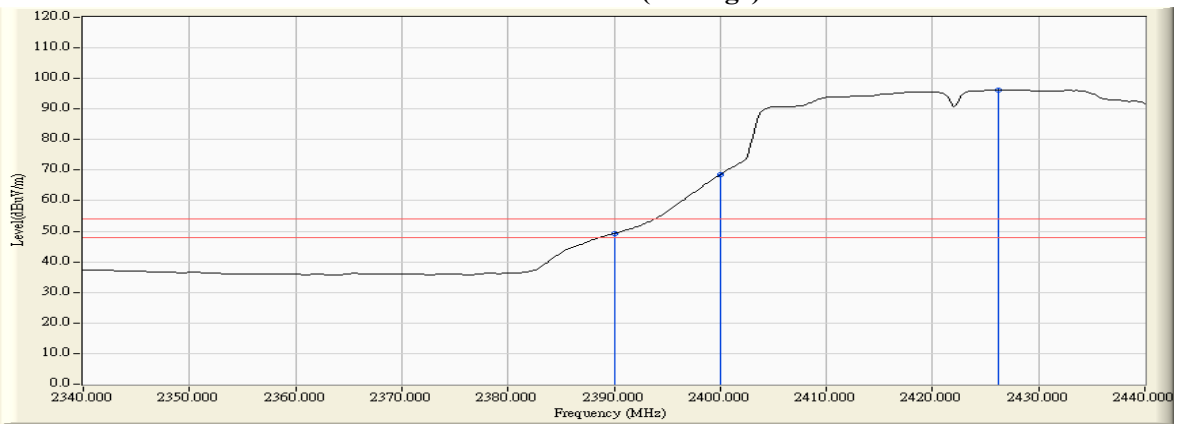

Note:

1. All readings above 1GHz are performed with peak and/or average measurements as necessary.
2. Peak measurements: RBW = 1MHz, VBW = 3 MHz, Sweep: Auto.
3. Average measurements: RBW = 1MHz, VBW = 10 Hz, Sweep: Auto.
4. " * ", means this data is the worst emission level.
5. Measurement Level = Reading Level + Correct Factor.
6. The average measurement was not performed when the peak measured data under the limit of average detection.

Product : Intel® Dual Band Wireless-AC 8265
Test Item : Band Edge
Test Site : No.3 OATS
Test date : 2016.09.11
Test Mode : Mode 3 MIMO: Transmit (802.11n-40BW)_30Mbps (2452MHz)

RF Radiated Measurement (Horizontal):

Channel No.	Frequency (MHz)	Correct Factor (dB)	Reading Level (dBμV)	Emission Level (dBμV/m)	Peak Limit (dBμV/m)	Average Limit (dBμV/m)	Result
09 (Peak)	2448.862	6.865	91.895	98.760	--	--	--
09 (Peak)	2483.500	7.110	45.799	52.909	74.00	54.00	Pass
09 (Peak)	2484.225	7.115	46.171	53.286	74.00	54.00	Pass
09 (Average)	2455.529	6.913	78.543	85.455	--	--	--
09 (Average)	2483.500	7.110	33.172	40.282	74.00	54.00	Pass

Figure Channel 09: Horizontal (Peak)

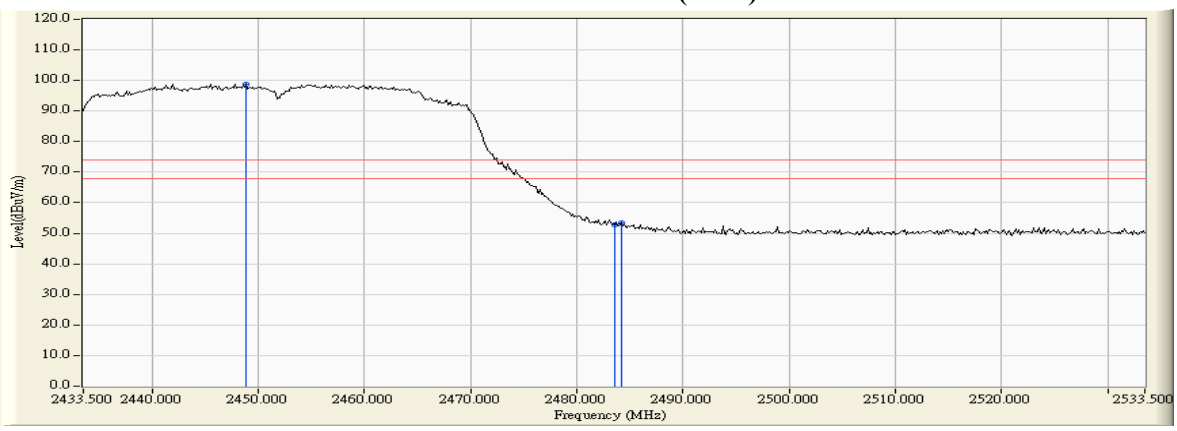

Figure Channel 09: Horizontal (Average)

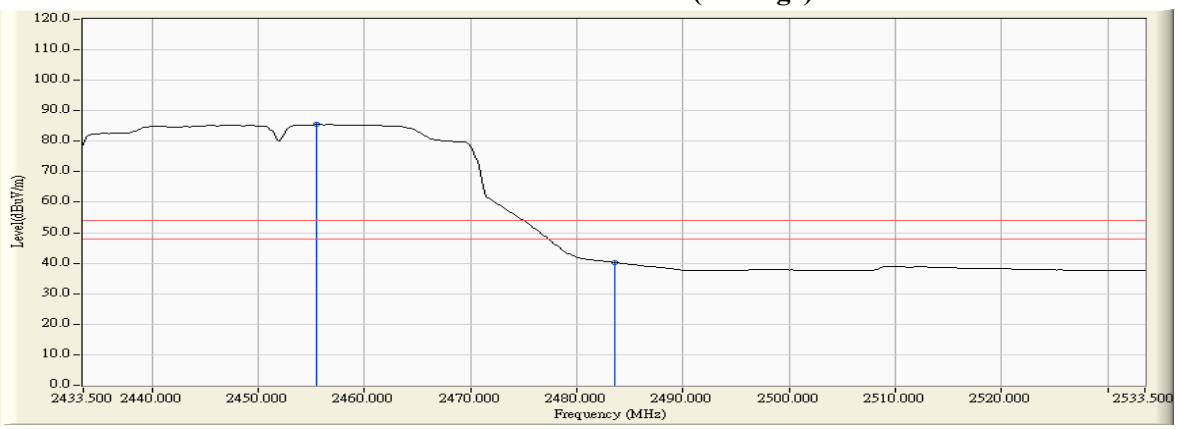

Note:

1. All readings above 1GHz are performed with peak and/or average measurements as necessary.
2. Peak measurements: RBW = 1MHz, VBW = 3 MHz, Sweep: Auto.
3. Average measurements: RBW = 1MHz, VBW = 10 Hz, Sweep: Auto.
4. " * ", means this data is the worst emission level.
5. Measurement Level = Reading Level + Correct Factor.
6. The average measurement was not performed when the peak measured data under the limit of average detection.

Product : Intel® Dual Band Wireless-AC 8265
Test Item : Band Edge
Test Site : No.3 OATS
Test date : 2016.09.11
Test Mode : Mode 3 MIMO: Transmit (802.11n-40BW)_30Mbps (2452MHz)

RF Radiated Measurement (Vertical):

Channel No.	Frequency (MHz)	Correct Factor (dB)	Reading Level (dBμV)	Emission Level (dBμV/m)	Peak Limit (dBμV/m)	Average Limit (dBμV/m)	Result
09 (Peak)	2453.790	6.177	105.665	111.842	--	--	--
09 (Peak)	2483.500	6.363	60.856	67.219	74.00	54.00	Pass
09 (Peak)	2484.370	6.368	61.097	67.466	74.00	54.00	Pass
09 (Average)	2458.572	6.207	91.597	97.804	--	--	--
09 (Average)	2483.500	6.363	44.459	50.822	74.00	54.00	Pass

Figure Channel 09: Vertical (Peak)

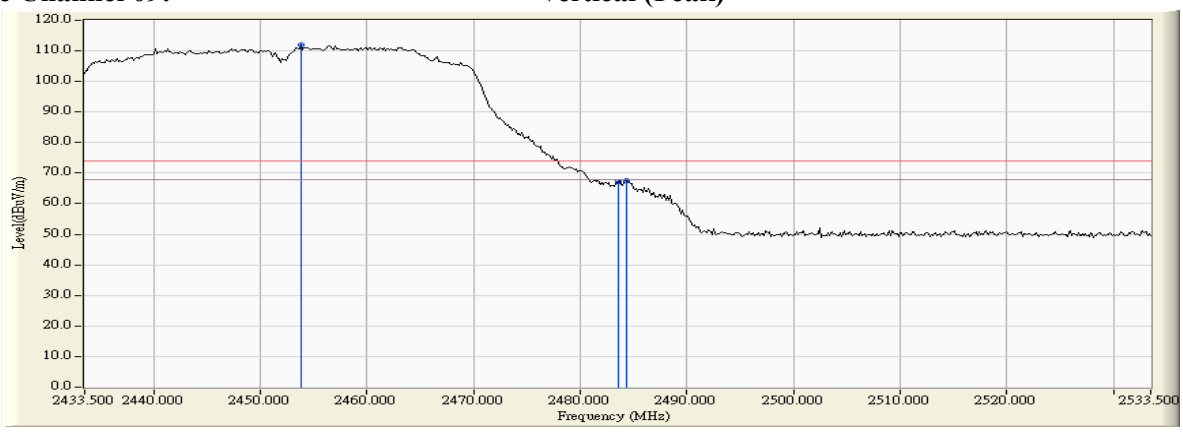

Figure Channel 09: Vertical (Average)

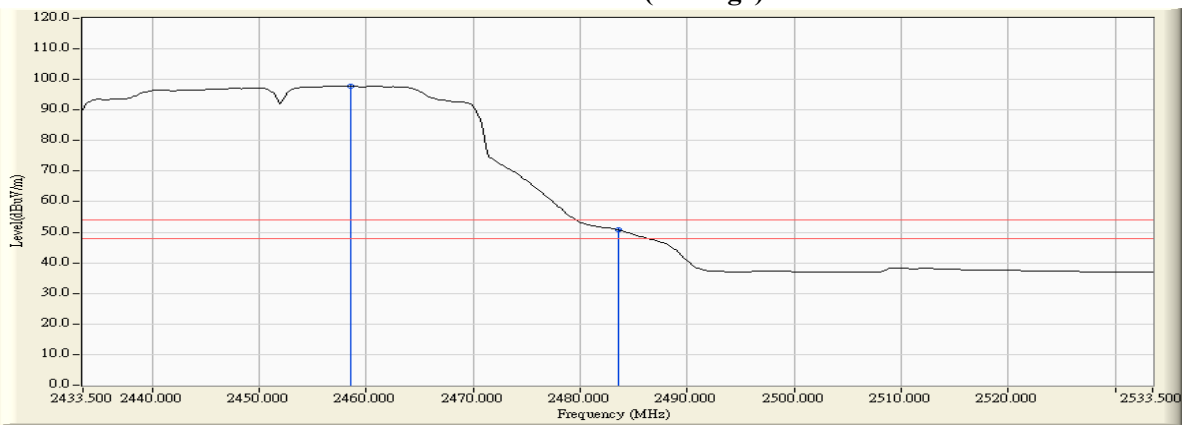

Note:

1. All readings above 1GHz are performed with peak and/or average measurements as necessary.
2. Peak measurements: RBW = 1MHz, VBW = 3 MHz, Sweep: Auto.
3. Average measurements: RBW = 1MHz, VBW = 10 Hz, Sweep: Auto.
4. " * ", means this data is the worst emission level.
5. Measurement Level = Reading Level + Correct Factor.
6. The average measurement was not performed when the peak measured data under the limit of average detection.

Product : Intel® Dual Band Wireless-AC 8265
Test Item : Band Edge
Test Site : No.3 OATS
Test date : 2016.09.11
Test Mode : Mode 3 MIMO: Transmit (802.11n-40BW)_30Mbps (2457MHz)

RF Radiated Measurement (Horizontal):

Channel No.	Frequency (MHz)	Correct Factor (dB)	Reading Level (dBμV)	Emission Level (dBμV/m)	Peak Limit (dBμV/m)	Average Limit (dBμV/m)	Result
10 (Peak)	2461.761	6.956	88.714	95.671	--	--	--
10 (Peak)	2483.500	7.110	45.652	52.762	74.00	54.00	Pass
10 (Average)	2455.239	6.911	75.352	82.262	--	--	--
10 (Average)	2483.500	7.110	33.155	40.265	74.00	54.00	Pass

Figure Channel 10: Horizontal (Peak)

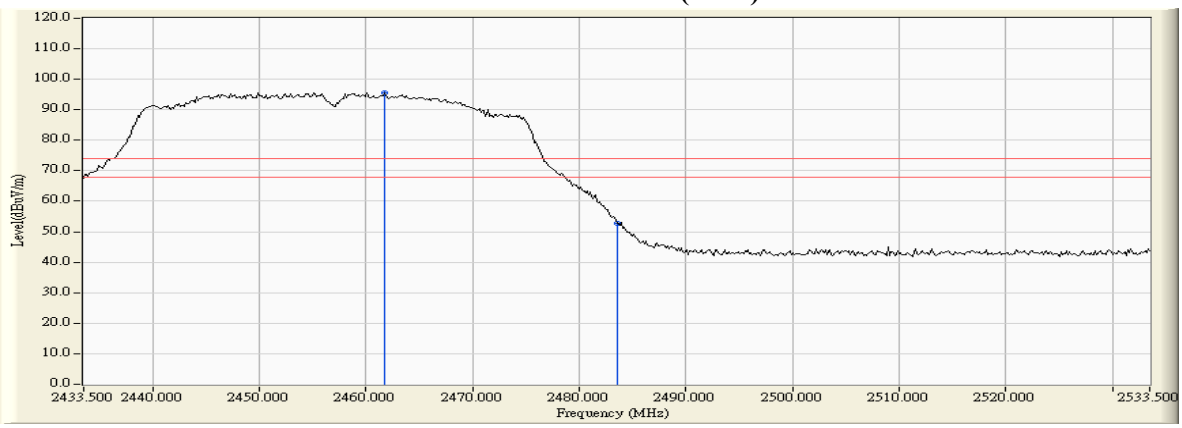

Figure Channel 10: Horizontal (Average)

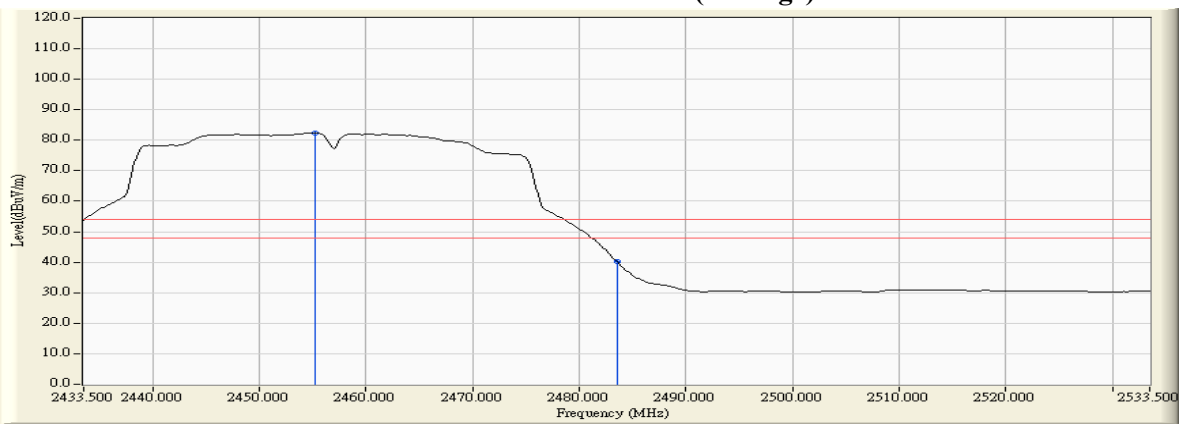

Note:

1. All readings above 1GHz are performed with peak and/or average measurements as necessary.
2. Peak measurements: RBW = 1MHz, VBW = 3 MHz, Sweep: Auto.
3. Average measurements: RBW = 1MHz, VBW = 10 Hz, Sweep: Auto.
4. " * ", means this data is the worst emission level.
5. Measurement Level = Reading Level + Correct Factor.
6. The average measurement was not performed when the peak measured data under the limit of average detection.

Product : Intel® Dual Band Wireless-AC 8265
Test Item : Band Edge
Test Site : No.3 OATS
Test date : 2016.09.11
Test Mode : Mode 3 MIMO: Transmit (802.11n-40BW)_30Mbps (2457MHz)

RF Radiated Measurement (Vertical):

Channel No.	Frequency (MHz)	Correct Factor (dB)	Reading Level (dBμV)	Emission Level (dBμV/m)	Peak Limit (dBμV/m)	Average Limit (dBμV/m)	Result
10 (Peak)	2450.167	6.153	102.543	108.697	--	--	--
10 (Peak)	2483.500	6.363	60.449	66.812	74.00	54.00	Pass
10 (Average)	2459.007	6.211	88.833	95.043	--	--	--
10 (Average)	2483.500	6.363	47.385	53.748	74.00	54.00	Pass

Figure Channel 10: Vertical (Peak)

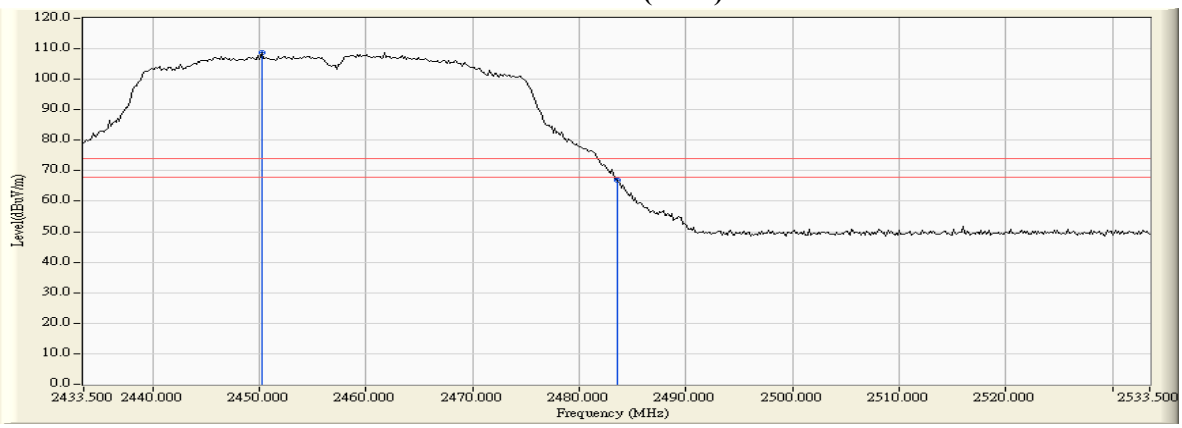

Figure Channel 10: Vertical (Average)

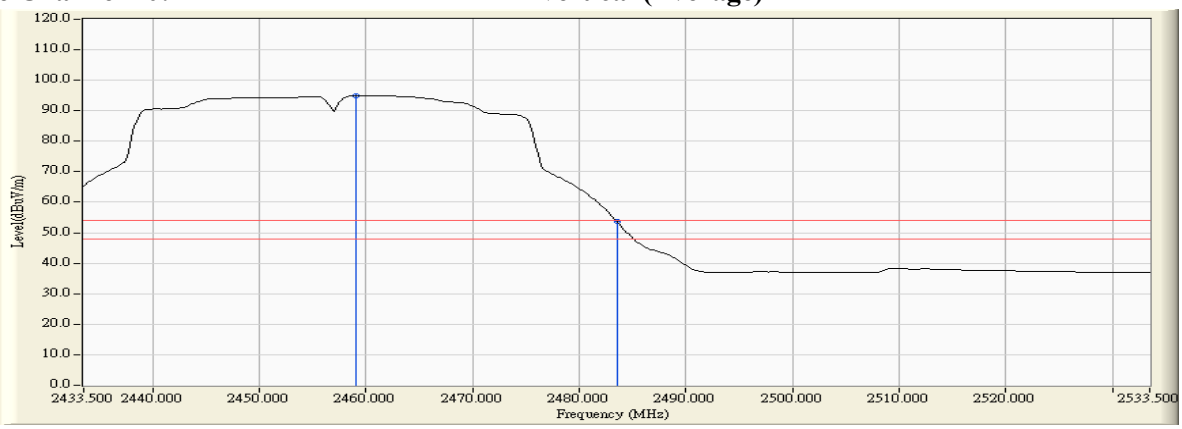

Note:

1. All readings above 1GHz are performed with peak and/or average measurements as necessary.
2. Peak measurements: RBW = 1MHz, VBW = 3 MHz, Sweep: Auto.
3. Average measurements: RBW = 1MHz, VBW = 10 Hz, Sweep: Auto.
4. " * ", means this data is the worst emission level.
5. Measurement Level = Reading Level + Correct Factor.
6. The average measurement was not performed when the peak measured data under the limit of average detection.

Product : Intel® Dual Band Wireless-AC 8265
Test Item : Band Edge
Test Site : No.3 OATS
Test date : 2016.09.11
Test Mode : Mode 3 MIMO: Transmit (802.11n-40BW)_30Mbps (2462MHz)

RF Radiated Measurement (Horizontal):

Channel No.	Frequency (MHz)	Correct Factor (dB)	Reading Level (dBμV)	Emission Level (dBμV/m)	Peak Limit (dBμV/m)	Average Limit (dBμV/m)	Result
11 (Peak)	2455.239	6.911	73.559	80.469	--	--	--
11 (Peak)	2483.500	7.110	47.031	54.141	74.00	54.00	Pass
11 (Average)	2459.152	6.938	59.813	66.751	--	--	--
11 (Average)	2483.500	7.110	32.938	40.048	74.00	54.00	Pass

Figure Channel 11: Horizontal (Peak)

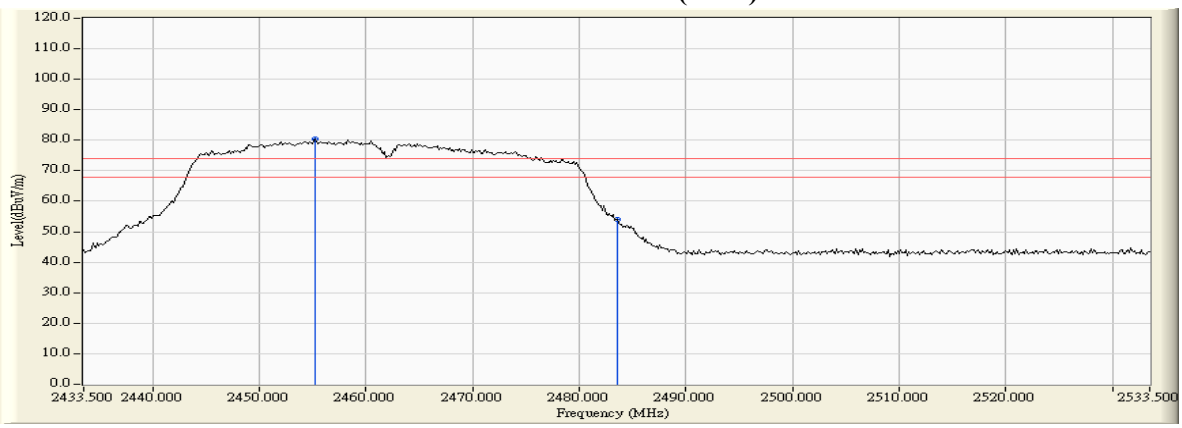

Figure Channel 11: Horizontal (Average)

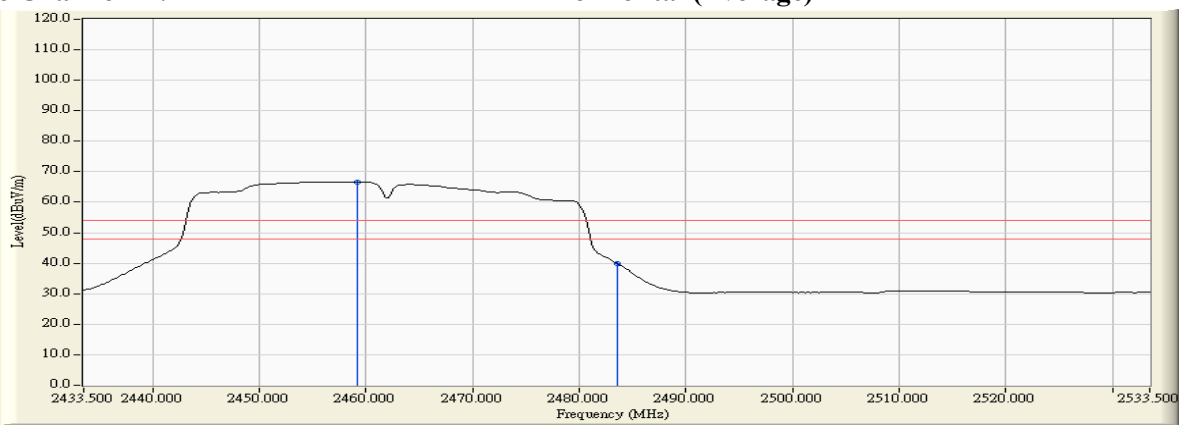

Note:

1. All readings above 1GHz are performed with peak and/or average measurements as necessary.
2. Peak measurements: RBW = 1MHz, VBW = 3 MHz, Sweep: Auto.
3. Average measurements: RBW = 1MHz, VBW = 10 Hz, Sweep: Auto.
4. " * ", means this data is the worst emission level.
5. Measurement Level = Reading Level + Correct Factor.
6. The average measurement was not performed when the peak measured data under the limit of average detection.

Product : Intel® Dual Band Wireless-AC 8265
Test Item : Band Edge
Test Site : No.3 OATS
Test date : 2016.09.11
Test Mode : Mode 3 MIMO: Transmit (802.11n-40BW)_30Mbps (2462MHz)

RF Radiated Measurement (Vertical):

Channel No.	Frequency (MHz)	Correct Factor (dB)	Reading Level (dBμV)	Emission Level (dBμV/m)	Peak Limit (dBμV/m)	Average Limit (dBμV/m)	Result
11 (Peak)	2460.312	6.218	86.638	92.857	--	--	--
11 (Peak)	2483.500	6.363	61.041	67.404	74.00	54.00	Pass
11 (Average)	2460.022	6.216	73.058	79.275	--	--	--
11 (Average)	2483.500	6.363	46.760	53.123	74.00	54.00	Pass

Figure Channel 11: Vertical (Peak)

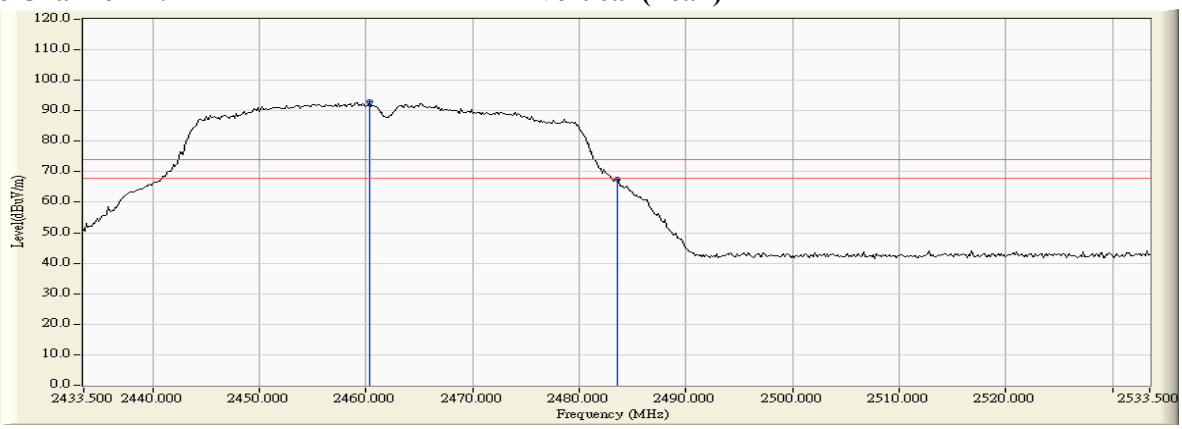

Figure Channel 11: Vertical (Average)

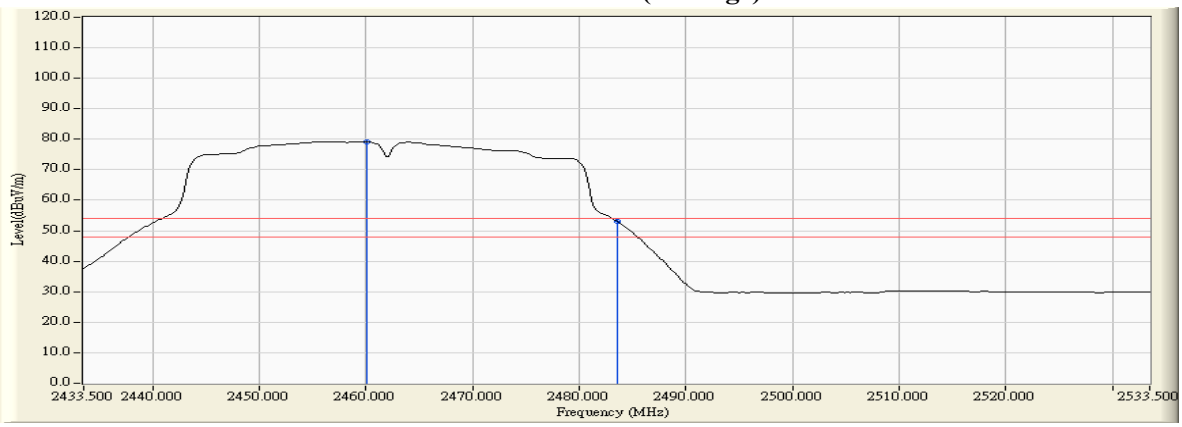

Note:

1. All readings above 1GHz are performed with peak and/or average measurements as necessary.
2. Peak measurements: RBW = 1MHz, VBW = 3 MHz, Sweep: Auto.
3. Average measurements: RBW = 1MHz, VBW = 10 Hz, Sweep: Auto.
4. " * ", means this data is the worst emission level.
5. Measurement Level = Reading Level + Correct Factor.
6. The average measurement was not performed when the peak measured data under the limit of average detection.

6. EMI Reduction Method During Compliance Testing

No modification was made during testing.