FCC Test Report
(Class II Permissive Change)

Product Name	Intel® Dual Band Wireless-AC 8265
Model No	8265D2W
FCC ID	PD98265D2

Applicant	Intel Mobile Communications
Address	100 Center Point Circle, Suite 200 Columbia, South Carolina 29210 USA

Date of Receipt	Sep. 07, 2016
Issued Date	Sep. 23, 2016
Report No.	1690163R-RFUSP06V00
Report Version	V1.0

Testing Laboratory
3023

The test results relate only to the samples tested.
The test results shown in the test report are traceable to the national/international standard through the calibration report of the equipment and evaluated measurement uncertainty herein.
This report must not be used to claim product endorsement by TAF or any agency of the government.
The test report shall not be reproduced without the written approval of QuieTek Corporation.

Test Report

Issued Date: Sep. 23, 2016
Report No.: 1690163R-RFUSP06V00

Product Name	Intel® Dual Band Wireless-AC 8265
Applicant	Intel Mobile Communications
Address	100 Center Point Circle, Suite 200 Columbia, South Carolina 29210 USA
Manufacturer	Intel Mobile Communications
Model No.	8265D2W
FCC ID.	PD98265D2
EUT Rated Voltage	DC 3.3V (via Mini-PCI Express slot)
EUT Test Voltage	AC 120V/60Hz
Trade Name	Intel
Applicable Standard	FCC CFR Title 47 Part 15 Subpart E: 2015 ANSI C63.4: 2014, ANSI C63.10: 2013 789033 D02 General UNII Test Procedures New Rules v01r02
Test Result	Complied

Documented By : Leven Huang

(Senior Adm. Specialist / Leven Huang)

Tested By : Eason chen

(Engineer / Eason Chen)

Approved By :

(Director / Vincent Lin)

TABLE OF CONTENTS

Description Page

1. GENERAL INFORMATION 4

1.1. EUT Description 4
1.2. Operational Description 8
1.3. Tested System Datails 9
1.4. Configuration of tested System 9
1.5. EUT Exercise Software 9
1.6. Test Facility 10

2. List of Test Item and Equipment 11

3. Maximun conducted output power 12

3.1. Test Setup 12
3.2. Limits 13
3.3. Test Procedure 14
3.4. Uncertainty 14
3.5. Test Result of Maximum conducted output power 15

4. Radiated Emission 113

4.1. Test Setup 113
4.2. Limits 114
4.3. Test Procedure 115
4.4. Uncertainty 115
4.5. Test Result of Radiated Emission 116

5. Band Edge 277

5.1. Test Setup 277
5.2. Limits 278
5.3. Test Procedure 278
5.4. Uncertainty 279
5.5. Test Result of Band Edge 280

6. EMI Reduction Method During Compliance Testing 422

Attachment 1: EUT Test Photographs
Attachment 2: EUT Detailed Photographs

1. GENERAL INFORMATION

1.1. EUT Description

Product Name	Intel® Dual Band Wireless-AC 8265
Trade Name	Intel
Model No.	8265D2W
FCC ID.	PD98265D2
Frequency Range	802.11a/n-20MHz: 5180-5320MHz, 5500-5700MHz, 5745-5825MHz 802.11n-40MHz: 5190-5310, 5510-5670MHz, 5755-5795MHz 802.11ac-20MHz: 5720MHz, 802.11ac-40MHz: 5710MHz 802.11ac-80MHz: 5210-5290MHz, 5530-5690MHz, 5775MHz
Number of Channels	802.11a/n-20MHz: 24; 802.11n-40MHz: 11 802.11ac-20MHz: 1, 802.11ac-40MHz: 1, 802.11ac-80MHz: 6
Data Rate	802.11a: 6 - 54Mbps 802.11n: up to 300Mbps 802.11ac-80MHz: up to 866.7MHz
Type of Modulation	802.11a/n/ac:OFDM, BPSK, QPSK, 16QAM, 64QAM, 256QAM
Antenna type	Dipole Antenna
Channel Control	Auto
Antenna Gain	Refer to the table “Antenna List”

Antenna List:

No.	Manufacturer	Part No .	Antenna type	Peak Gain
1	WIESON Technologies co ., ltd	GY121HT0321-003-H (External) (WIFI)	DipoleAntenna	2.92dBi for 5.15~5.25GHz 3.19dBi for 5.25~5.35GHz 4.41dBi for 5.47~5.725GHz 4.22dBi For 5.725~5.825GHz

Note: The antenna of EUT is conform to FCC 15.203

802.11a/n-20MHz Center Working Frequency of Each Channel:

Channel	Frequency	Channel	Frequency	Channel	Frequency	Channel	Frequency
Channel 36:	5180 MHz	Channel 40:	5200 MHz	Channel 44:	5220 MHz	Channel 48:	5240 MHz
Channel 52:	5260 MHz	Channel 56:	5280 MHz	Channel 60:	5300 MHz	Channel 64:	5320 MHz
Channel 100:	5500 MHz	Channel 104:	5520 MHz	Channel 108:	5540 MHz	Channel 112:	5560 MHz
Channel 116:	5580 MHz	Channel 120:	5600 MHz	Channel 124:	5620 MHz	Channel 128:	5640 MHz
Channel 132:	5660 MHz	Channel 136:	5680 MHz	Channel 140:	5700 MHz	Channel 149:	5745 MHz
Channel 153:	5765 MHz	Channel 157:	5785 MHz	Channel 161:	5805 MHz	Channel 165:	5825 MHz

802.11n-40MHz Center Working Frequency of Each Channel:

Channel	Frequency	Channel	Frequency	Channel	Frequency	Channel	Frequency
Channel 38:	5190 MHz	Channel 46:	5230 MHz	Channel 54:	5270 MHz	Channel 62:	5310 MHz
Channel 102:	5510 MHz	Channel 110:	5550 MHz	Channel 118:	5590 MHz	Channel 126:	5630 MHz
Channel 134:	5670 MHz	Channel 151:	5755 MHz	Channel 159:	5795 MHz		

802.11ac-20MHz Center Working Frequency of Each Channel:

Channel	Frequency
Channel 144:	5720 MHz

802.11ac-40MHz Center Working Frequency of Each Channel:

Channel	Frequency
Channel 142:	5710 MHz

802.11ac-80MHz Center Working Frequency of Each Channel:

Channel	Frequency	Channel	Frequency	Channel	Frequency	Channel	Frequency
Channel 42:	5210 MHz	Channel 58:	5290 MHz	Channel 106:	5530 MHz	Channel 122:	5610 MHz
Channel 138:	5690 MHz	Channel 155:	5775 MHz				

Duty Cycle

If duty cycle is <98%, duty factor shall be considered.

Formula:

Duty cycle = Ton / (Ton + Toff)

Duty Factor = 10 Log (1/Duty Cycle)

Results(SISO-A;SISO-B):
(5150~5250MHz,5250~5350MHz,5470~5725MHz)

5GHz band	Duty Cycle	Duty Factor (dB)	5GHz band	Duty Cycle	Duty Factor (dB)
802.11a	0.982	0.08	802.11ac-20	0.976	0.10
802.11n-20	0.976	0.10	802.11ac-40	0.981	0.08
802.11n-40	0.981	0.08	802.11ac-80	0.981	0.08

(5725~5850MHz)

5GHz band	Duty Cycle	Duty Factor (dB)	5GHz band	Duty Cycle	Duty Factor (dB)
802.11a	0.982	0.08	802.11ac-20	0.976	0.10
802.11n-20	0.976	0.10	802.11ac-40	0.981	0.08
802.11n-40	0.981	0.08	802.11ac-80	0.981	0.08

Results(MIMO):
(5150~5250MHz,5250~5350MHz,5470~5725MHz)

5GHz band	Duty Cycle	Duty Factor (dB)	5GHz band	Duty Cycle	Duty Factor (dB)
	N/A	N/A	802.11ac-20	0.975	0.11
802.11n-20	0.975	0.11	802.11ac-40	0.973	0.12
802.11n-40	0.973	0.12	802.11ac-80	0.972	0.12

(5725~5850MHz)

5GHz band	Duty Cycle	Duty Factor (dB)	5GHz band	Duty Cycle	Duty Factor (dB)
	N/A	N/A	802.11ac-20	0.975	0.11
802.11n-20	0.975	0.11	802.11ac-40	0.973	0.12
802.11n-40	0.973	0.12	802.11ac-80	0.972	0.12

Note:

1. This device is an Intel® Dual Band Wireless-AC 8265 built-in WLAN、Bluetooth transceiver, this report for 5G WLAN.
2. Regarding to the operation frequency, the lowest, middle and highest frequency are selected to perform the test.
3. Lowest and highest data rates are tested in each mode. Only worst case is shown in the report.
4. These tests were conducted on a sample of the equipment for the purpose of demonstrating compliance with Part 15 Subpart E for Unlicensed National Information Infrastructure devices.
5. This is to request a Class II permissive change for FCC ID: PD98265D2, originally granted on 06/28/2016.

   The major change filed under this application is:

   Change #1: Addition an new antenna, antenna type is different with the original application.

   (Antenna type: Dipole antenna)

Test Mode	Mode 1 SISO A: Transmit (802.11a-6Mbps) Mode 1 SISO A: Transmit (802.11n-20BW 7.2Mbps) Mode 1 SISO A: Transmit (802.11n-40BW 15Mbps) Mode 1 SISO A: Transmit (802.11ac-20BW-7.2Mbps) Mode 1 SISO A: Transmit (802.11ac-40BW-15Mbps) Mode 1 SISO A: Transmit (802.11ac-80BW-32.5Mbps) Mode 2 SISO B: Transmit (802.11a-6Mbps) Mode 2 SISO B: Transmit (802.11n-20BW 7.2Mbps) Mode 2 SISO B: Transmit (802.11n-40BW 15Mbps) Mode 2 SISO B: Transmit (802.11ac-20BW-7.2Mbps) Mode 2 SISO B: Transmit (802.11ac-40BW-15Mbps) Mode 2 SISO B: Transmit (802.11ac-80BW-32.5Mbps) Mode 3 MIMO: Transmit (802.11n-20BW 14.4Mbps) Mode 3 MIMO: Transmit (802.11n-40BW 30Mbps) Mode 3 MIMO: Transmit (802.11ac-20BW-14.4Mbps) Mode 3 MIMO: Transmit (802.11ac-40BW-30Mbps) Mode 3 MIMO: Transmit (802.11ac-80BW-65Mbps)

1.3. Tested System Datails

The types for all equipment, plus descriptions of all cables used in the tested system (including inserted cards) are:

Product		Manufacturer	Model No.	Serial No.	Power Cord
1	Notebook PC	DELL	N/A	N/A	Non-Shielded, 1.8m
2	Test Fixture	Intel	N/A	N/A	N/A

Signal Cable Type		Signal cable Description
A	Test Fixture Line	Non-Shielded, 1.0m

1.4. Configuration of tested System

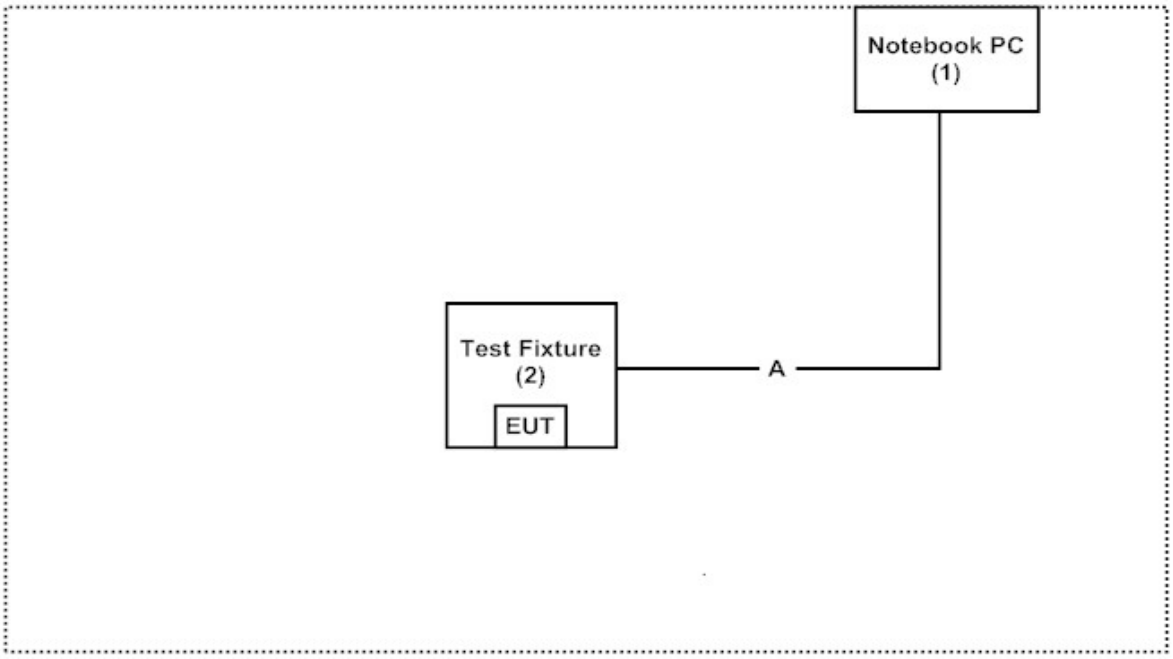

1.5. EUT Exercise Software

(1) Setup the EUT as shown on 1.4
(2) Execute “DRTU (Ver 1.8.7-02915)” program on the EUT.
(3) Configure the test mode, the test channel, and the data rate.
(4) Start the continuous transmission.
(5) Verify that the EUT works properly.

1.6. Test Facility

Ambient conditions in the laboratory:

Items	Required (IEC 68-1)	Actual
Temperature (°C)	15-35	20-35
Humidity (%RH)	25-75	50-65
Barometric pressure (mbar)	860-1060	950-1000

The related certificate for our laboratories about the test site and management system can be downloaded from QuieTek Corporation's Web Site : http://www.quietek.com/chinese/about/certificates.aspx?bval=5
The address and introduction of QuieTek Corporation's laboratories can be founded in our Web site : http://www.quietek.com/

Site Description: File on
Federal Communications Commission
FCC Engineering Laboratory
7435 Oakland Mills Road
Columbia, MD 21046
Registration Number: 92195

Site Name: Quietek Corporation
Site Address: No.5-22, Ruishukeng,
Linkou Dist. New Taipei City 24451,
Taiwan, R.O.C.
TEL: 886-2-8601-3788 / FAX : 886-2-8601-3789
E-Mail : service@quietek.com

FCC Accreditation Number: TW1014

2. List of Test Item and Equipment

	Equipment	Manufacturer	Model No.	Serial No.	Cali. Data	Due. Data
X	Power Meter	Anritsu	ML2495A	6K00003357	2016/6/23	2017/6/22
X	Spectrum Analyzer	R&S	FSP40	100170	2016/1/5	2017/1/3
	Loop Antenna	TESEQ	HLA6121	37133	2016/3/18	2017/3/17
X	Bi-Log Antenna	Schaffner Chase	CBL6112B	2707	2016/6/11	2017/6/10
X	Horn Antenna	ETS-Lindgren	3117	00203761	2015/10/15	2016/10/13
X	Horn Antenna	Schwarzbeck	BBHA9170	209	2016/4/14	2017/4/13
X	Pre-Amplifier	QuieTek	QTK-LK-E-I-A	N/A	2016/6/16	2017/6/15
X	Pre-Amplifier	EMCI	EMC012630SE	980210	2016/1/26	2017/1/24
X	Pre-Amplifier	NARDA WE	DBL-1840N506	013	2016/8/6	2017/8/4
X	Filter	MicroTRON	BRM50701	019	2015/10/20	2016/10/18
X	Filter	Microwave Circuits	N0257881	36681	2015/12/7	2016/12/5
X	EMI Test Receiver	R&S	ESCS 30	838251/001	2016/7/21	2017/7/20
X	Coaxial Cable	QTK(Arnist)	RG 214	LC003-RG	2016/6/16	2017/6/15
X	Coaxial signal switch	Anritsu	MP59B	6201415889	2016/6/16	2017/6/15

Note:

1. All equipments are calibrated every one year.
2. The test instruments marked with “X” are used to measure the final test results.

3. Maximun conducted output power

3.1. Test Setup

99% Occupied Bandwidth

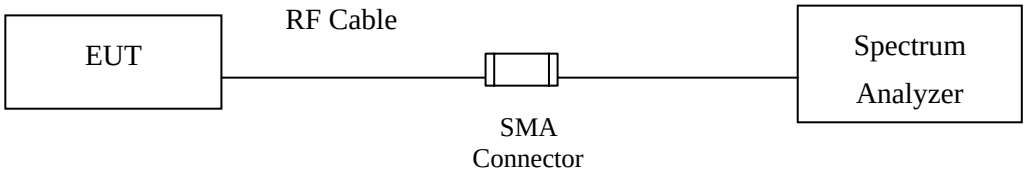

Conduction Power Measurement (for 802.11an)

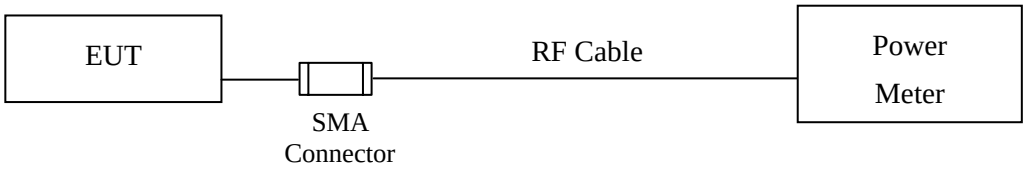

Conduction Power Measurement (for 802.11ac)

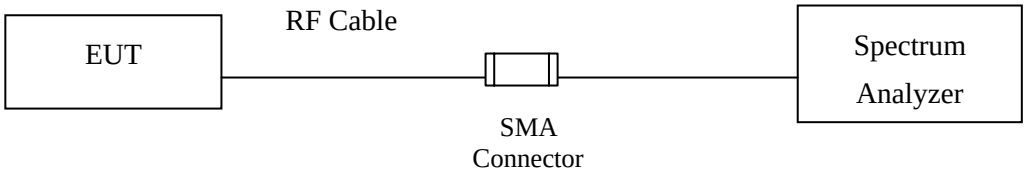

3.2. Limits

3.2.1. For the band 5.15-5.25 GHz,

(i) For an outdoor access point operating in the band 5.15-5.25 GHz, the maximum conducted output power over the frequency band of operation shall not exceed 1 W. provided the maximum antenna gain does not exceed 6 dBi. If transmitting antennas of directional gain greater than 6 dBi are used, the maximum conducted output power shall be reduced by the amount in dB that the directional gain of the antenna exceeds 6 dBi. The maximum e.i.r.p. at any elevation angle above 30 degrees as measured from the horizon must not exceed 125 mW (21 dBm).

(ii) For an indoor access point operating in the band 5.15-5.25 GHz, the maximum conducted output power over the frequency band of operation shall not exceed 1 W provided the maximum antenna gain does not exceed 6 dBi. In addition. If transmitting antennas of directional gain greater than 6 dBi are used, the maximum conducted output power shall be reduced by the amount in dB that the directional gain of the antenna exceeds 6 dBi.

(iii) For fixed point-to-point access points operating in the band 5.15-5.25 GHz, the maximum conducted output power over the frequency band of operation shall not exceed 1 W. Fixed point-topoint U-NII devices may employ antennas with directional gain up to 23 dBi without any corresponding reduction in the maximum conducted output power. For fixed point-to-point transmitters that employ a directional antenna gain greater than 23 dBi, a 1 dB reduction in maximum conducted output power is required for each 1 dB of antenna gain in excess of 23 dBi. Fixed, point-to-point operations exclude the use of point-to-multipoint systems, omnidirectional applications, and multiple collocated transmitters transmitting the same information. The operator of the U-NII device, or if the equipment is professionally installed, the installer, is responsible for ensuring that systems employing high gain directional antennas are used exclusively for fixed, point-to-point operations.

(iv) For mobile and portable client devices in the 5.15-5.25 GHz band, the maximum conducted output power over the frequency band of operation shall not exceed 250 mW provided the maximum antenna gain does not exceed 6 dBi. In addition. If transmitting antennas of directional gain greater than 6 dBi are used, the maximum conducted output power shall be reduced by the amount in dB that the directional gain of the antenna exceeds 6 dBi.

3.2.2. For the 5.25-5.35 GHz and 5.47-5.725 GHz bands, the maximum conducted output power over the frequency bands of operation shall not exceed the lesser of 250 mW or 11 dBm 10 log B, where B is the 26 dB emission bandwidth in megahertz. If transmitting antennas of directional gain greater than 6 dBi are used, the maximum conducted output power shall be reduced by the amount in dB that the directional gain of the antenna exceeds 6 dBi.

3.2.3. For the band 5.725-5.85 GHz, the maximum conducted output power over the frequency band of operation shall not exceed 1 W. In addition. If transmitting antennas of directional gain greater than 6 dBi are used, the maximum conducted output power shall be reduced by the amount in dB that the directional gain of the antenna exceeds 6 dBi. However, fixed point-to-point UNII devices operating in this band may employ transmitting antennas with directional gain greater than 6 dBi without any corresponding reduction in transmitter conducted power. Fixed, point-to-point operations exclude the use of point-to-multipoint systems, omnidirectional applications, and multiple collocated transmitters transmitting the same information. The operator of the U-NII device, or if the equipment is professionally installed, the installer, is responsible for ensuring that systems employing high gain directional antennas are used exclusively for fixed, point-to-point operations.

3.3. Test Procedure

As an alternative to FCC KDB-789033, the EUT maximum conducted output power was measured with an average power meter employing a video bandwidth greater the 6dB BW of the emission under test. Maximum conducted output power was read directly from the meter across all data rates, and across three channels within each sub-band. Special care was used to make sure that the EUT was transmitting in continuous mode. This method exceeds the limitations of FCC KDB-789033, and provides more accurate measurements.

802.11an (BW≦40MHz) Maximum conducted output power using KDB 789033 section E)3)b) Method PM-G (Measurement using a gated RF average power meter)
Note: the power meter have a video bandwidth that is greater than or equal to the measurement bandwidth, (Anritsu/ MA2411B video bandwidth: 65MHz)

802.11ac (BW=80MHz) Maximum conducted output power using KDB 789033 section E)2)b) Method SA-1 (trace averaging with the EUT transmitting at full power throughout each sweep).

When transmitted signals consist of two or more non-contiguous spectrum segments (e.g., 80+80 MHz mode) or when a single spectrum segment of a transmission crosses the boundary between two adjacent U-NII bands, KDB 644545 D01 section F) procedure is used for measurements.

3.4. Uncertainty

± 1.27 dB

3.5. Test Result of Maximum conducted output power

Product : Intel® Dual Band Wireless-AC 8265
Test Item : Maximum conducted output power
Test Site : No.3 OATS
Test date : 2016.09.20
Test Mode : Mode 1 SISO A: Transmit (802.11a-6Mbps)

Cable loss=1dB		Average Power								
Channel No.	Frequency (MHz)	Data Rate (Mbps)								Required Limit
		6	9	12	18	24	36	48	54	
		Measurement Level (dBm)								
36	5180	17.83	--	--	--	--	--	--	--	<24dBm
40	5200	21.17	21.06	20.94	20.87	20.76	20.64	20.59	20.48	<24dBm
48	5240	20.85								<24dBm
52	5260	20.01	--	--	--	--	--	--	--	<24dBm
60	5300	20.11	20.04	19.96	19.87	19.79	19.61	19.55	19.43	<24dBm
64	5320	16.06	--	--	--	--	--	--	--	<24dBm
100	5500	18.09	--	--	--	--	--	--	--	<24dBm
120	5600	20.15	20.07	19.99	19.86	19.74	19.65	19.54	19.48	<24dBm
140	5700	17.09	--	--	--	--	--	--	--	<24dBm
149	5745	20.09	--	--	--	--	--	--	--	<30dBm
157	5785	20.29	20.15	20.07	19.94	19.86	19.74	19.63	19.54	<30dBm
165	5825	20.63	--	--	--	--	--	--	--	<30dBm

Maximum conducted output power Measurement:

Channel No	Frequency Range (MHz)	99% Bandwidth (MHz)	Output Power (dBm)	Duty Factor (dB)	Total Output Power (dBm)	Output Power Limit	
						(dBm)	dBm+10log(BW)
36	5180	--	17.83	0.08	17.91	24	--
40	5200	--	21.17	0.08	21.25	24	--
48	5240	--	20.85	0.08	20.93	24	--
52	5260	19.866	20.01	0.08	20.09	24	23.98
60	5300	19.940	20.11	0.08	20.19	24	24.00
64	5320	17.577	16.06	0.08	16.14	24	23.45
100	5500	17.690	18.09	0.08	18.17	24	23.48
120	5600	19.178	20.15	0.08	20.23	24	23.83
140	5700	17.648	17.09	0.08	17.17	24	23.47
149	5745	--	20.09	0.08	20.17	30	--
157	5785	--	20.29	0.08	20.37	30	--
165	5825	--	20.63	0.08	20.71	30	--

Note:

1. Power Output Value =Reading value on average power meter + Cable loss + Duty Factor

99% Occupied Bandwidth:

Channel 52:

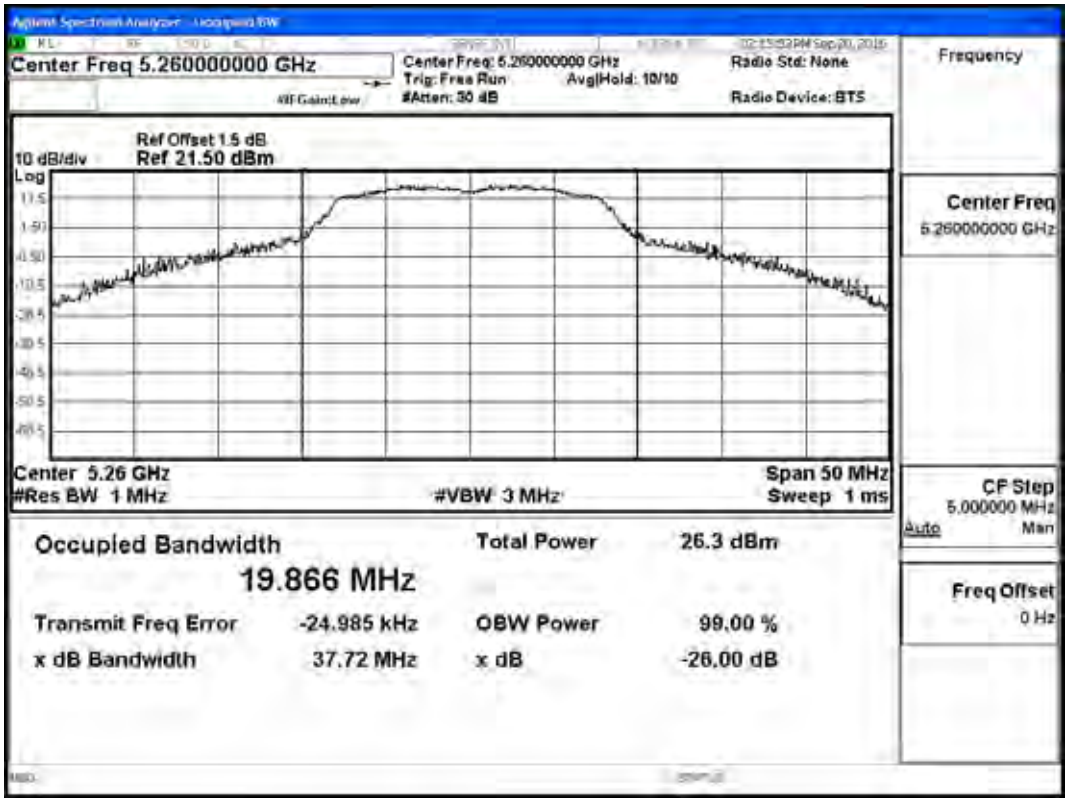

Channel 60:

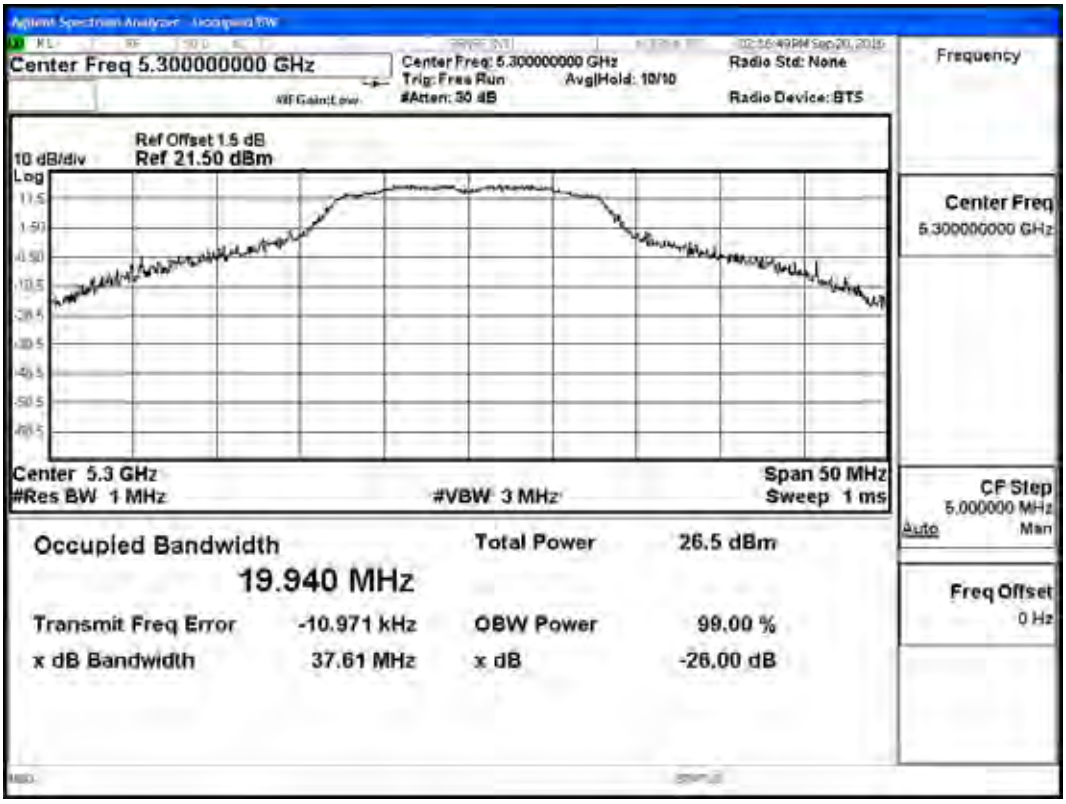

Channel 64:

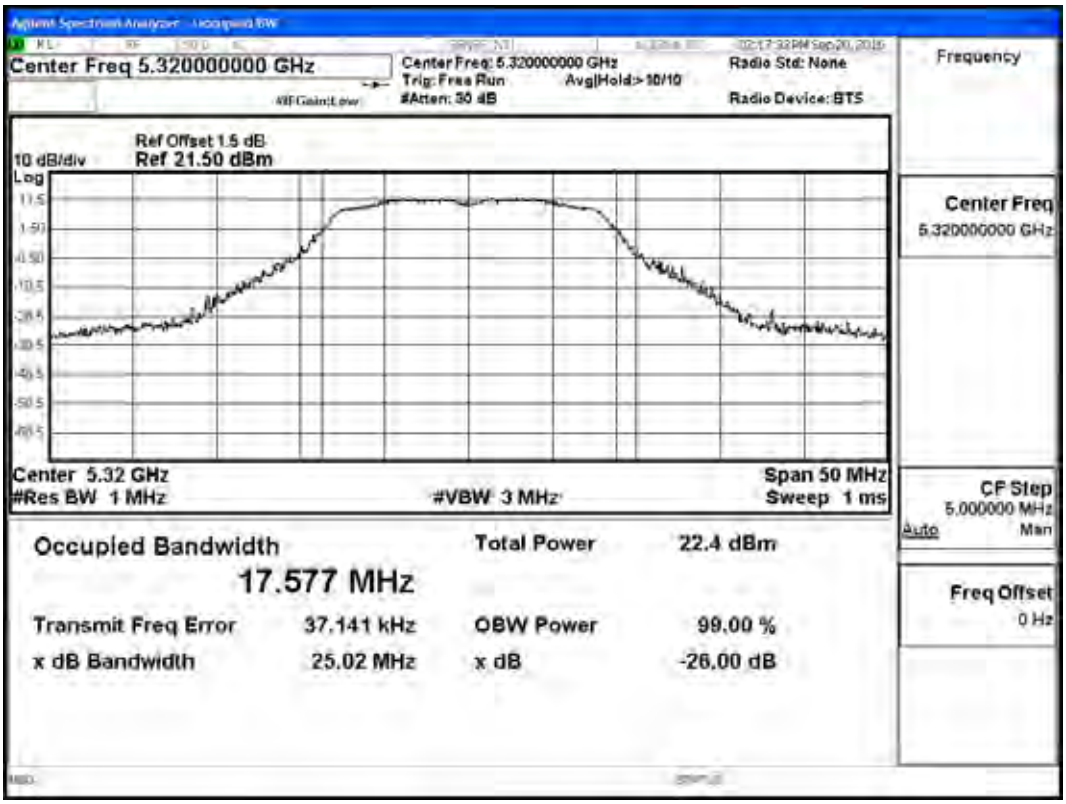

Channel 100:

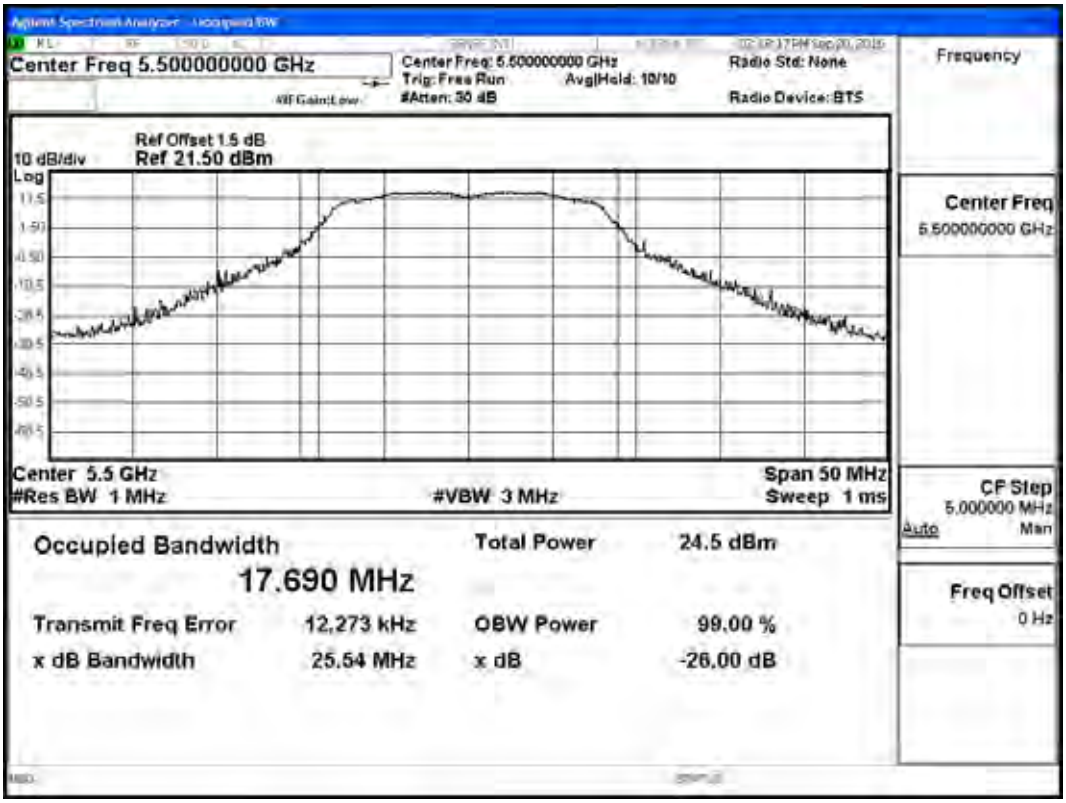

Channel 120:

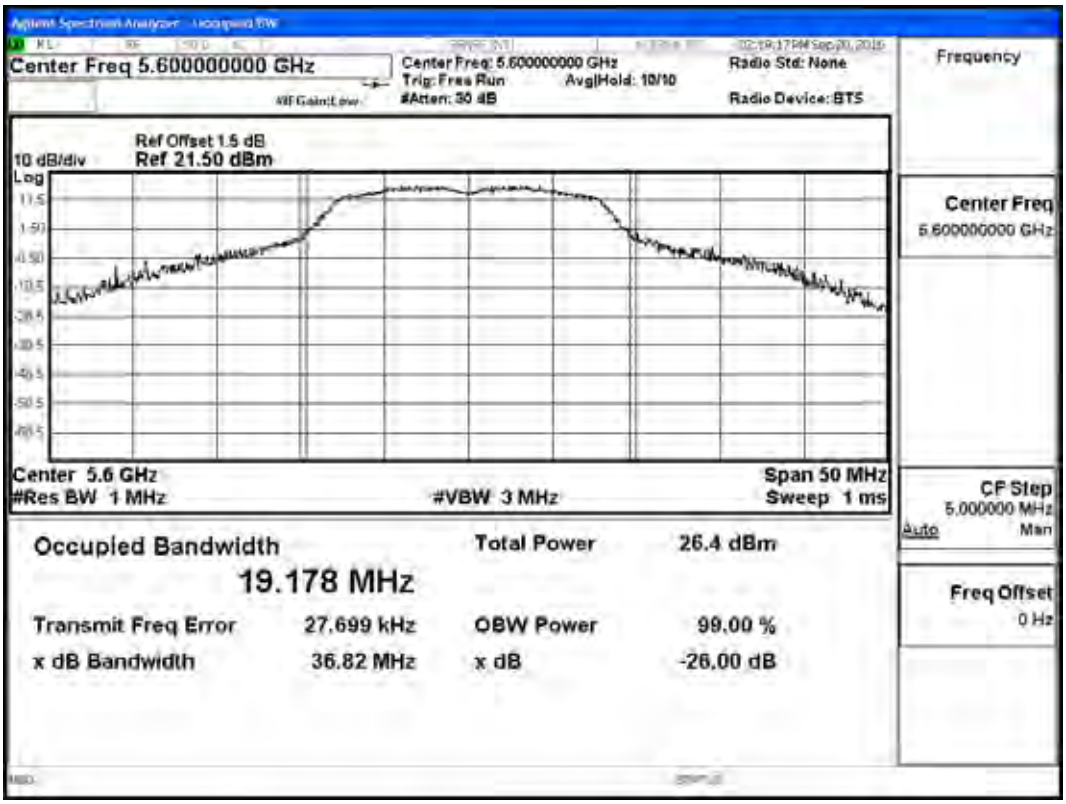

Channel 140:

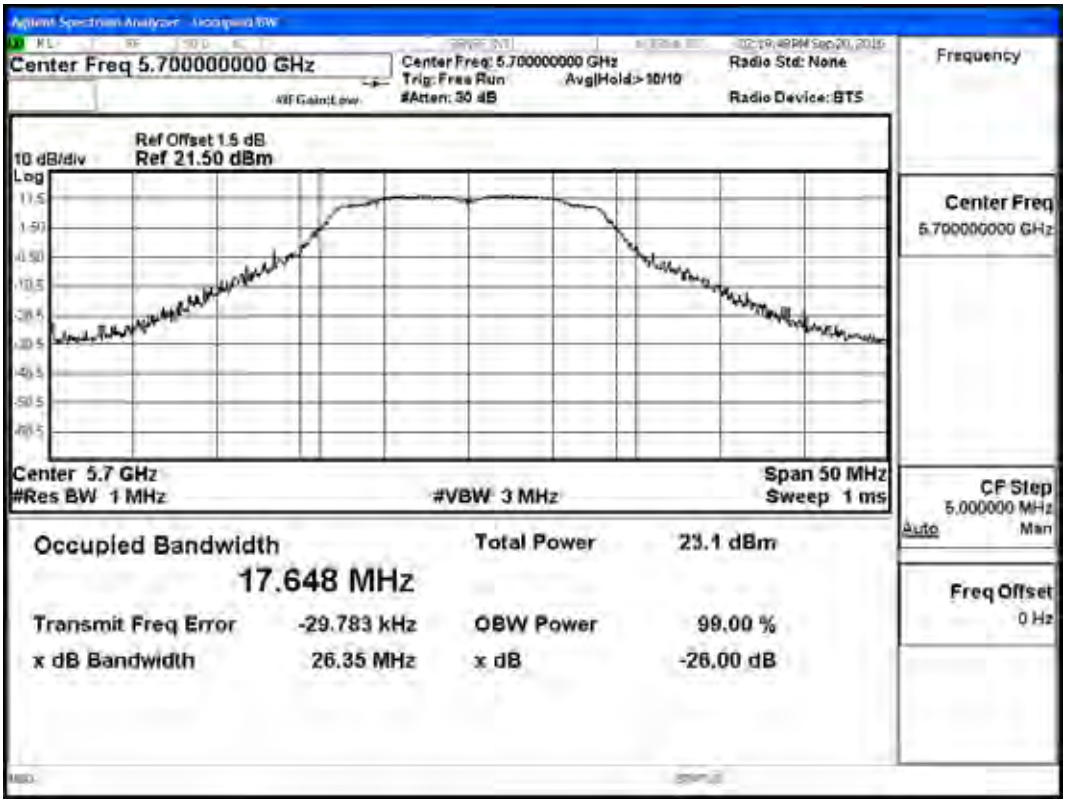

Product : Intel® Dual Band Wireless-AC 8265
Test Item : Maximum conducted output power
Test Site : No.3 OATS
Test date : 2016.09.20
Test Mode : Mode 1 SISO A: Transmit (802.11n-20BW 7.2Mbps)

Cable loss=1dB		Average Power								
Channel No.	Frequency (MHz)	Data Rate (Mbps)								Required Limit
		7.2	14.4	21.7	28.9	43.3	57.8	65	72.2	
		Measurement Level (dBm)								
36	5180	17.58	--	--	--	--	--	--	--	<24dBm
40	5200	20.39	20.33	20.25	20.16	20.02	19.94	19.86	19.77	<24dBm
48	5240	20.36	--	--	--	--	--	--	--	<24dBm
52	5260	20.19	--	--	--	--	--	--	--	<24dBm
60	5300	20.10	20.02	19.96	19.84	19.74	19.62	19.58	19.46	<24dBm
64	5320	15.79	--	--	--	--	--	--	--	<24dBm
100	5500	16.43	--	--	--	--	--	--	--	<24dBm
120	5600	20.25	20.19	20.03	19.95	19.84	19.76	19.61	19.55	<24dBm
140	5700	15.89	--	--	--	--	--	--	--	<24dBm
149	5745	20.06	--	--	--	--	--	--	--	<30dBm
157	5785	20.28	20.21	20.17	20.03	19.97	19.88	19.77.	19.65	<30dBm
165	5825	20.76	--	--	--	--	--	--	--	<30dBm

Maximum conducted output power Measurement:

Channel No	Frequency Range (MHz)	99% Bandwidth (MHz)	Output Power (dBm)	Duty Factor (dB)	Total Output Power (dBm)	Output Power Limit	
						(dBm)	dBm+10log(BW)
36	5180	--	17.58	0.10	17.68	24	--
40	5200	--	20.39	0.10	20.49	24	--
48	5240	--	20.36	0.10	20.46	24	--
52	5260	21.654	20.19	0.10	20.29	24	24.36
60	5300	21.267	20.1	0.10	20.20	24	24.28
64	5320	18.725	15.79	0.10	15.89	24	23.72
100	5500	18.643	16.43	0.10	16.53	24	23.71
120	5600	20.378	20.25	0.10	20.35	24	24.09
140	5700	18.700	15.89	0.10	15.99	24	23.72
149	5745	--	20.06	0.10	20.16	30	--
157	5785	--	20.28	0.10	20.38	30	--
165	5825	--	20.76	0.10	20.86	30	--

Note:

1. Power Output Value =Reading value on average power meter + Cable loss + Duty Factor

99% Occupied Bandwidth:

Channel 52:

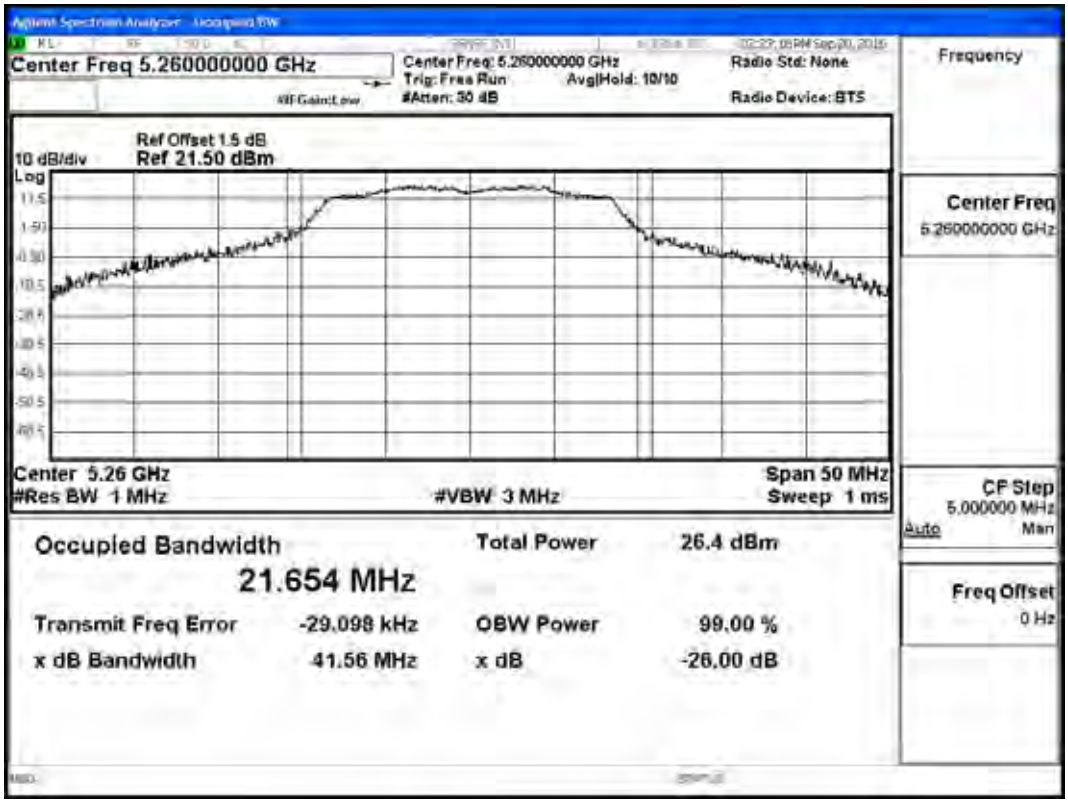

Channel 60:

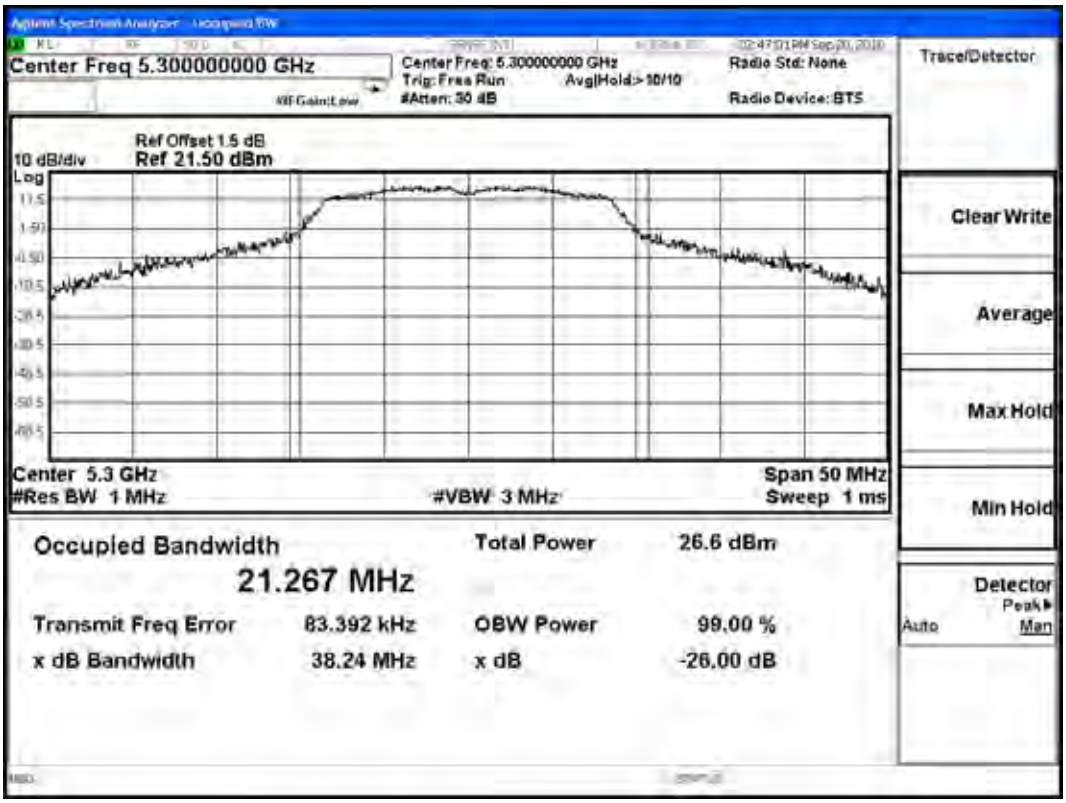

Channel 64:

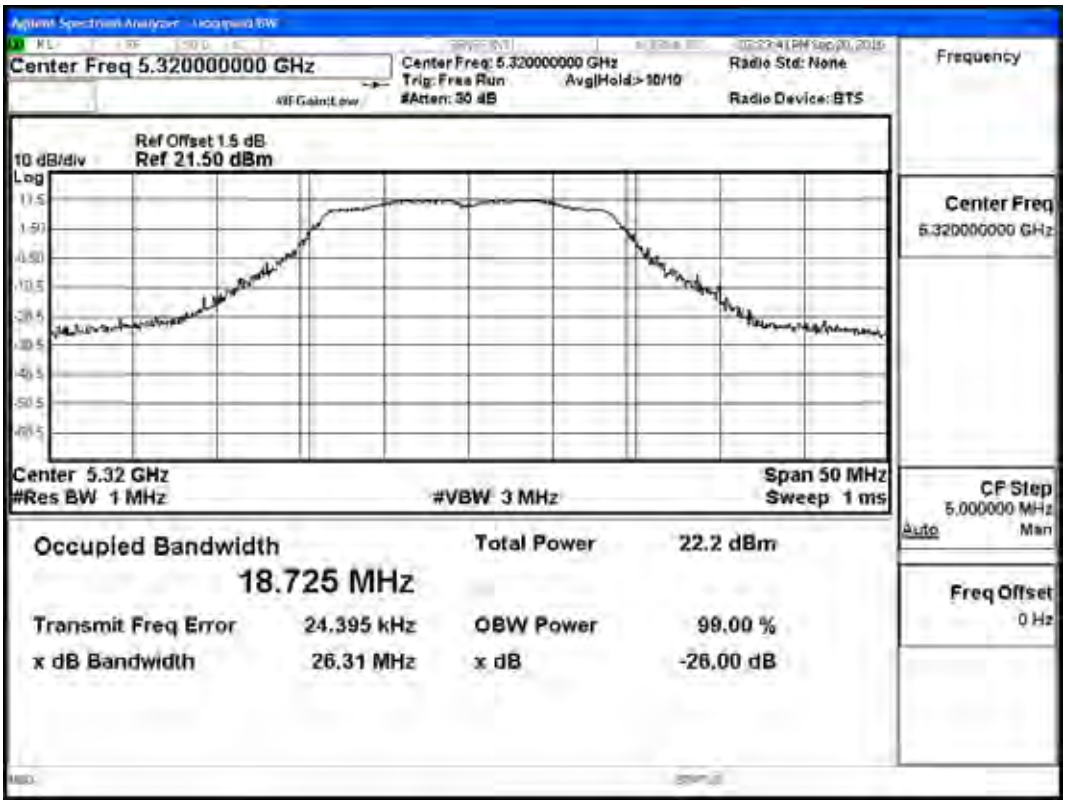

Channel 100:

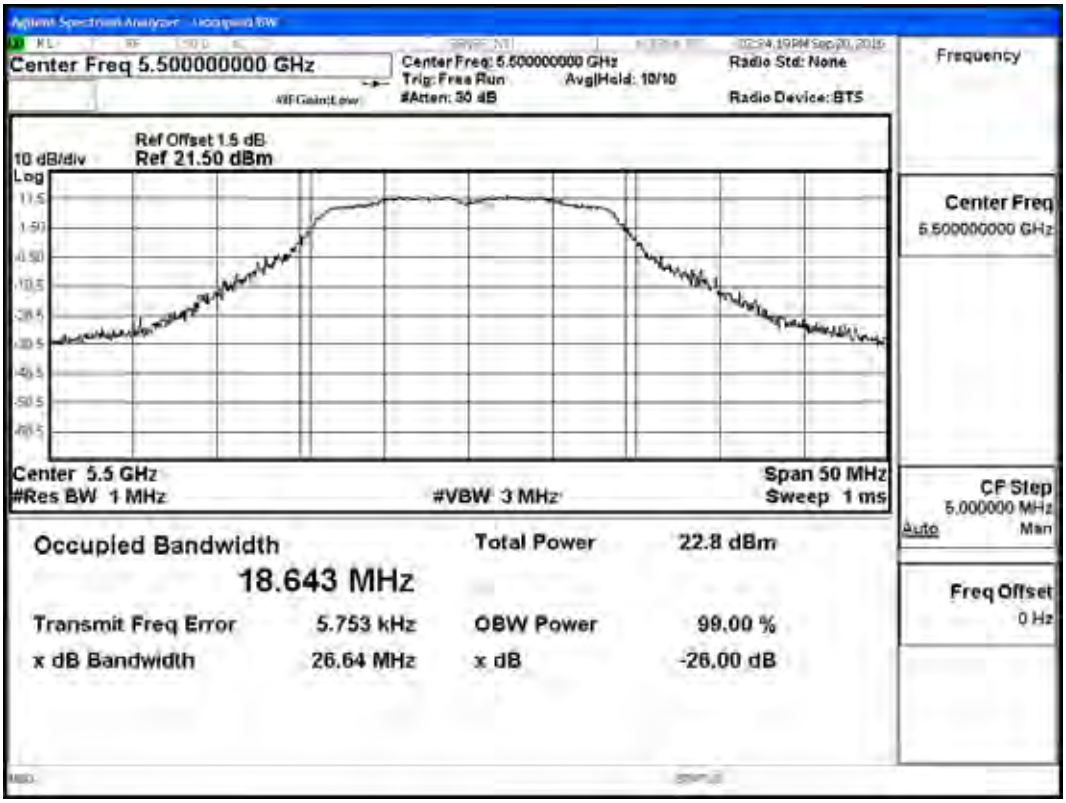

Channel 120:

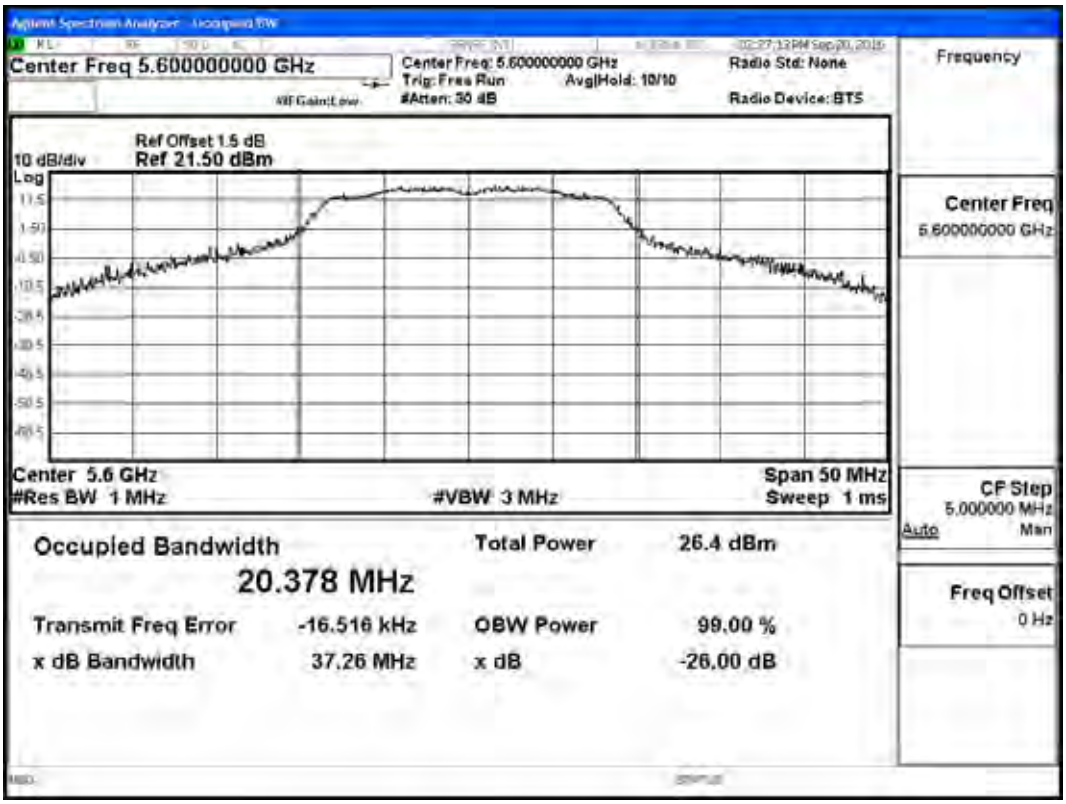

Channel 140:

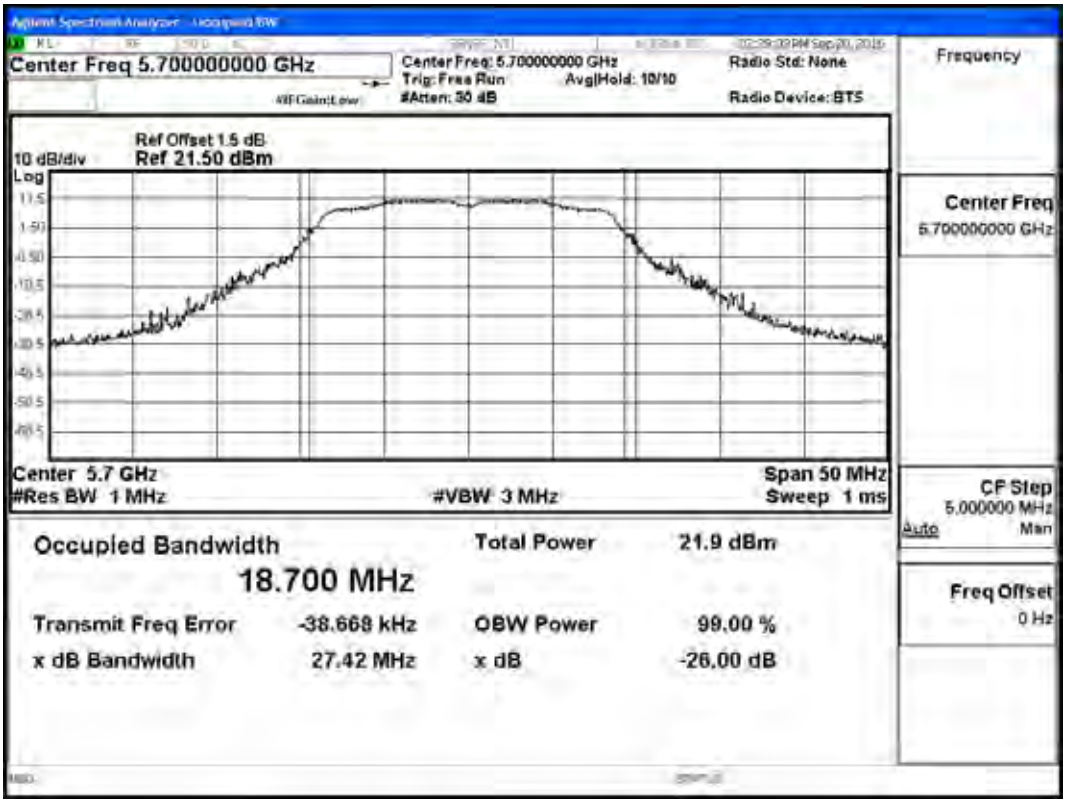

Product : Intel® Dual Band Wireless-AC 8265
Test Item : Maximum conducted output power
Test Site : No.3 OATS
Test date : 2016.09.20
Test Mode : Mode 1 SISO A: Transmit (802.11n-40BW 15Mbps)

Cable loss=1dB		Average Power								
Channel No.	Frequency (MHz)	Data Rate (Mbps)								Required Limit
		15	30	45	60	90	120	135	150	
		Measurement Level (dBm)								
38	5190	18.08	17.96	17.84	17.76	17.64	17.53	17.44	17.39	<24dBm
46	5230	20.77	--	--	--	--	--	--	--	<24dBm
54	5270	19.81	19.77	19.65	19.59	19.46	19.33	19.26	19.15	<24dBm
62	5310	14.35	--	--	--	--	--	--	--	<24dBm
102	5510	16.53	--	--	--	--	--	--	--	<24dBm
118	5590	20.88	20.79	20.66	20.58	20.46	20.39	20.24	20.16	<24dBm
134	5670	17.26	--	--	--	--	--	--	--	<24dBm
151	5755	20.87	20.77	20.67	20.55	20.49	20.34	20.26	20.18	<30dBm
159	5795	20.45	--	--	--	--	--	--	--	<30dBm

Maximum conducted output power Measurement:

Channel No	Frequency Range (MHz)	99% Bandwidth (MHz)	Output Power (dBm)	Duty Factor (dB)	Total Output Power (dBm)	Output Power Limit	
						(dBm)	dBm+10log(BW)
38	5190	--	18.08	0.08	18.16	24	--
46	5230	--	20.77	0.08	20.85	24	--
54	5270	36.761	19.81	0.08	19.89	24	26.65
62	5310	36.400	14.35	0.08	14.43	24	26.61
102	5510	36.402	16.53	0.08	16.61	24	26.61
118	5590	37.610	20.88	0.08	20.96	24	26.75
134	5670	36.481	17.26	0.08	17.34	24	26.62
151	5755	--	20.87	0.08	20.95	30	--
159	5795	--	20.45	0.08	20.53	30	--

Note:

1. Power Output Value =Reading value on average power meter + Cable loss + Duty Factor

99% Occupied Bandwidth:

Channel 54

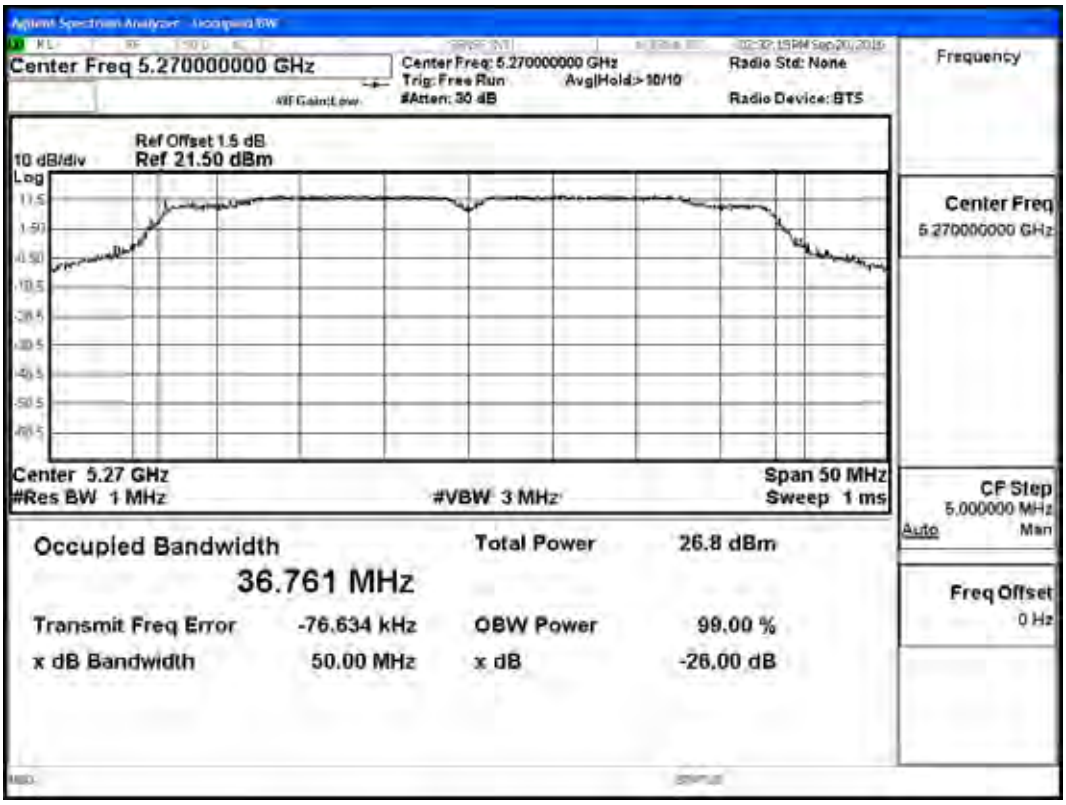

Channel 62

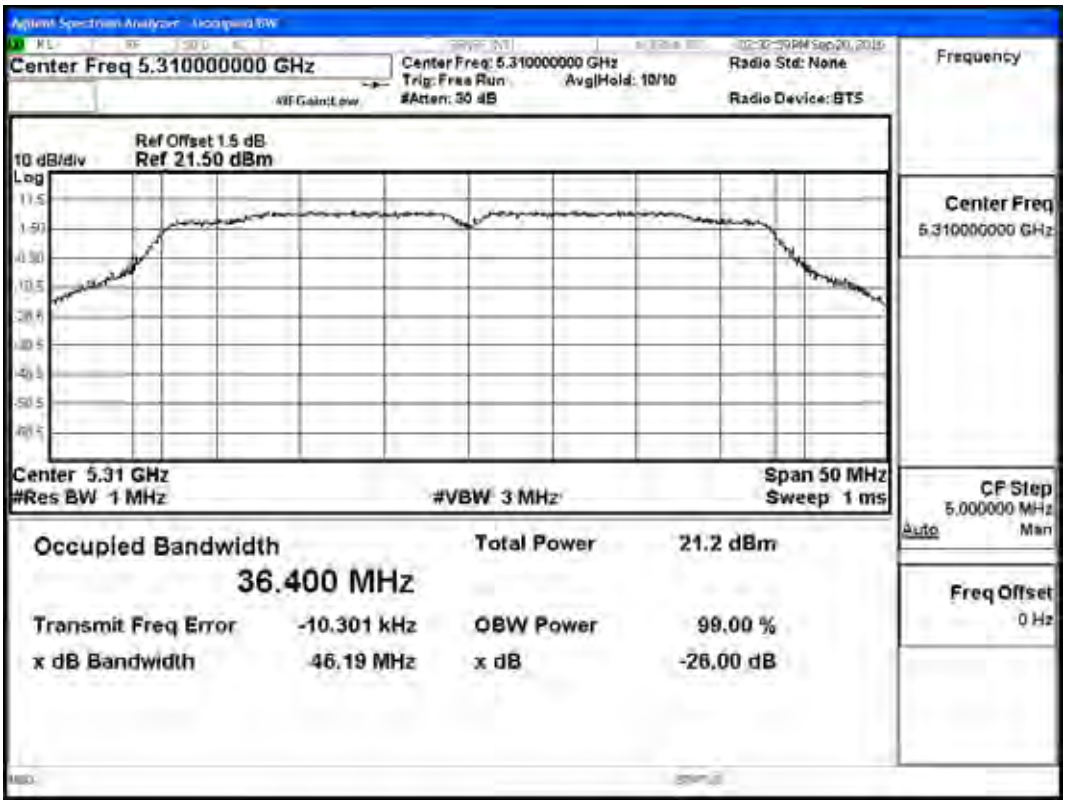

Channel 102

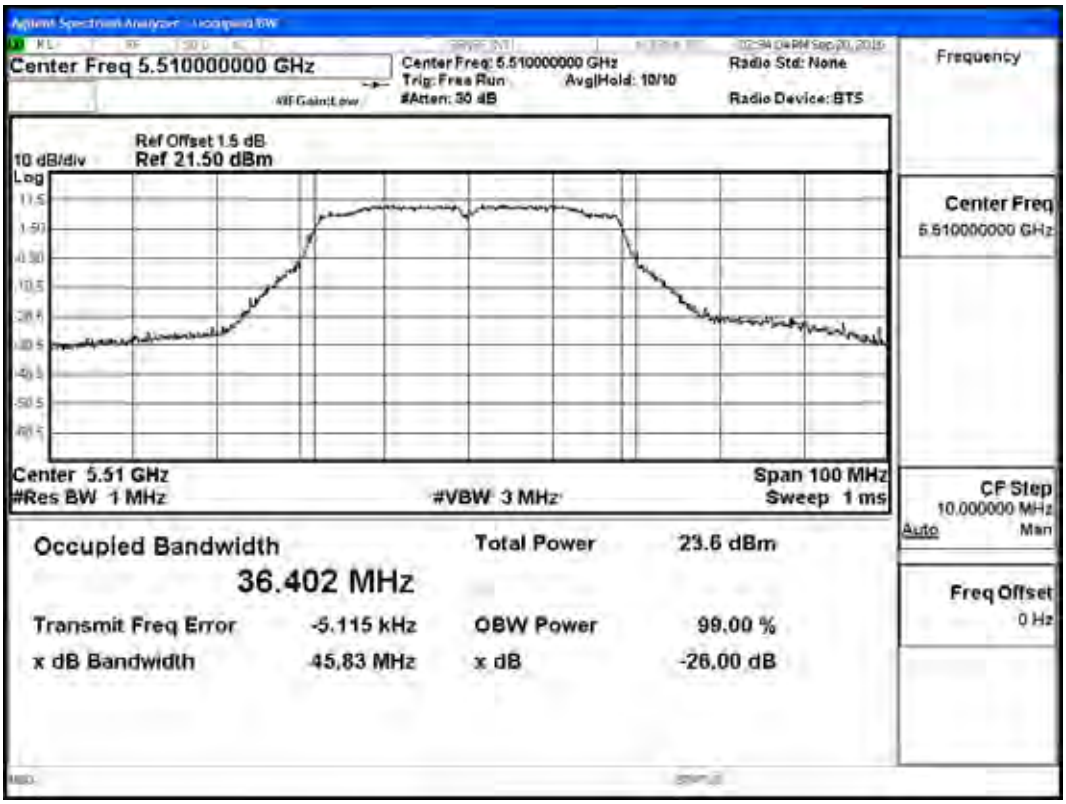

Channel 118

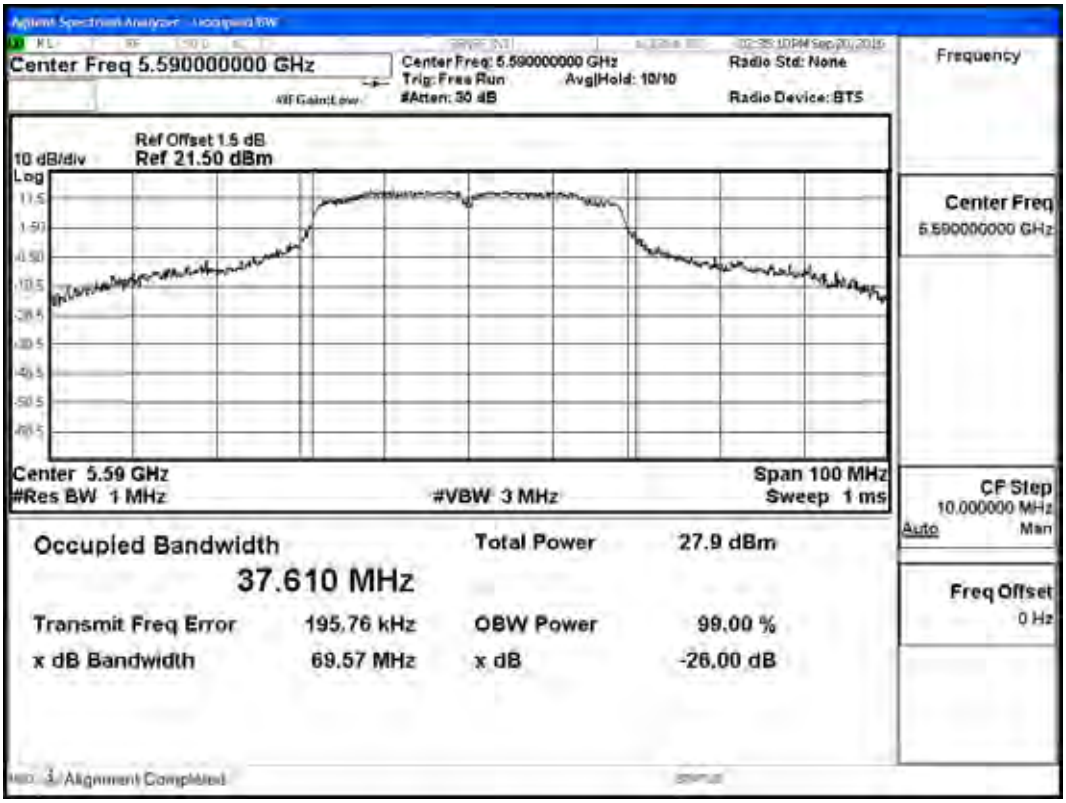

Channel 134

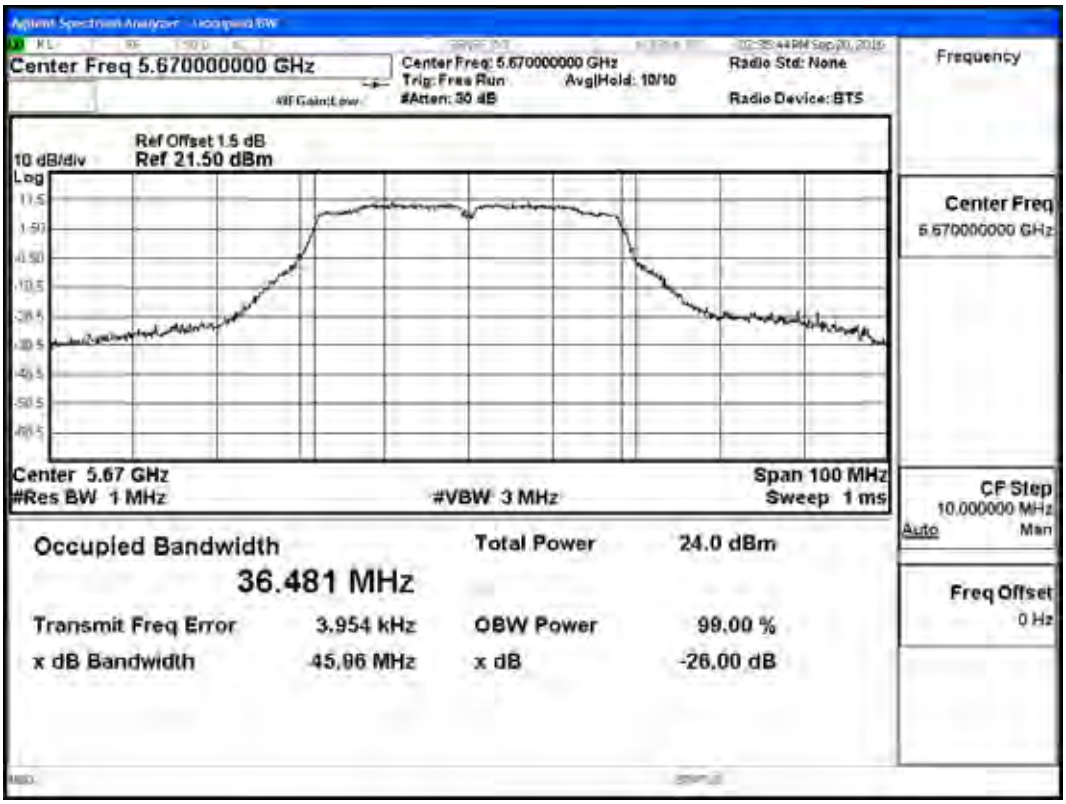
Agilent Spectrum Analyzer - Occupied BW
Center Freq 5.670000000 GHz
Center Freq: 5.670000000 GHz
Trig: Free Run
Avg|Hold: 10/10
#Atten: 30 dB
Radio Std: None
Radio Device: BTS
Frequency
Ref Offset 1.5 dB
10 dB/div
Ref 21.50 dBm
Log
Center Freq
5.670000000 GHz
Center 5.67 GHz
#Res BW 1 MHz
#VBW 3 MHz
Span 100 MHz
Sweep 1 ms
CF Step
10.000000 MHz
Auto
Man
Occupied Bandwidth
36.481 MHz
Total Power
24.0 dBm
Transmit Freq Error
3.954 kHz
OBW Power
99.00 %
x dB Bandwidth
45.96 MHz
x dB
-26.00 dB
Freq Offset
0 Hz

Product : Intel® Dual Band Wireless-AC 8265
Test Item : Maximum conducted output power
Test Site : No.3 OATS
Test date : 2016.09.20
Test Mode : Mode 1 SISO A: Transmit (802.11ac-20BW-7.2Mbps)

Cable loss=1dB		Average Power									
Channel No.	Frequency (MHz)	Data Rate (Mbps)									Required Limit
		VTH0	VTH1	VTH2	VTH3	VTH4	VTH5	VTH6	VTH7	VTH8	
		Measurement Level (dBm)									
144 (Band3)	5720	19.31	19.25	19.16	19.07	18.98	18.85	18.76	18.65	18.57	<24dBm
144 (Band4)	5720	12.08	11.92	11.84	11.74	11.68	11.52	11.48	11.36	11.25	<30dBm

Maximum conducted output power Measurement:

Channel No	Frequency Range (MHz)	99% Bandwidth (MHz)	Output Power (dBm)	Duty Factor (dB)	Total Output Power (dBm)	Output Power Limit		Result
						(dBm)	dBm+10log(BW)	
144(Band3)	5720	14.703	19.31	0.10	19.41	24	22.67	Pass
144(Band4)	5720	--	12.08	0.10	12.18	30	--	Pass

Note: Power Output Value =Reading value on average power meter + Cable loss + Duty Factor

99% Occupied Bandwidth:

Channel 144

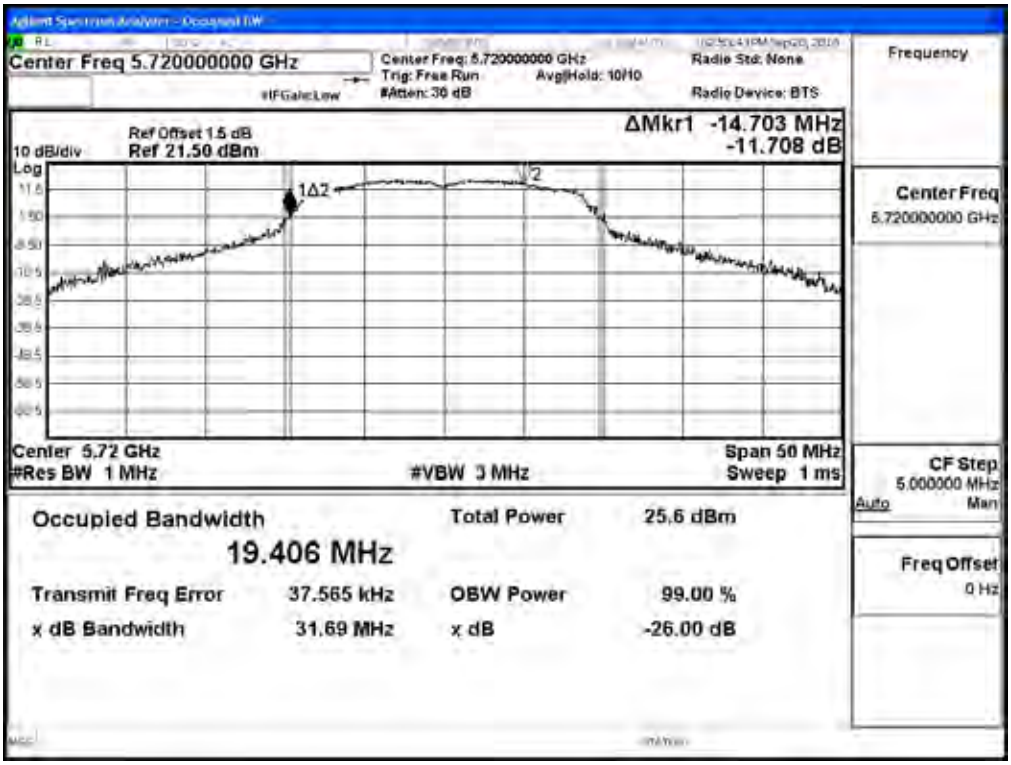

Maximum conducted output power:

Channel 144 (Band3)

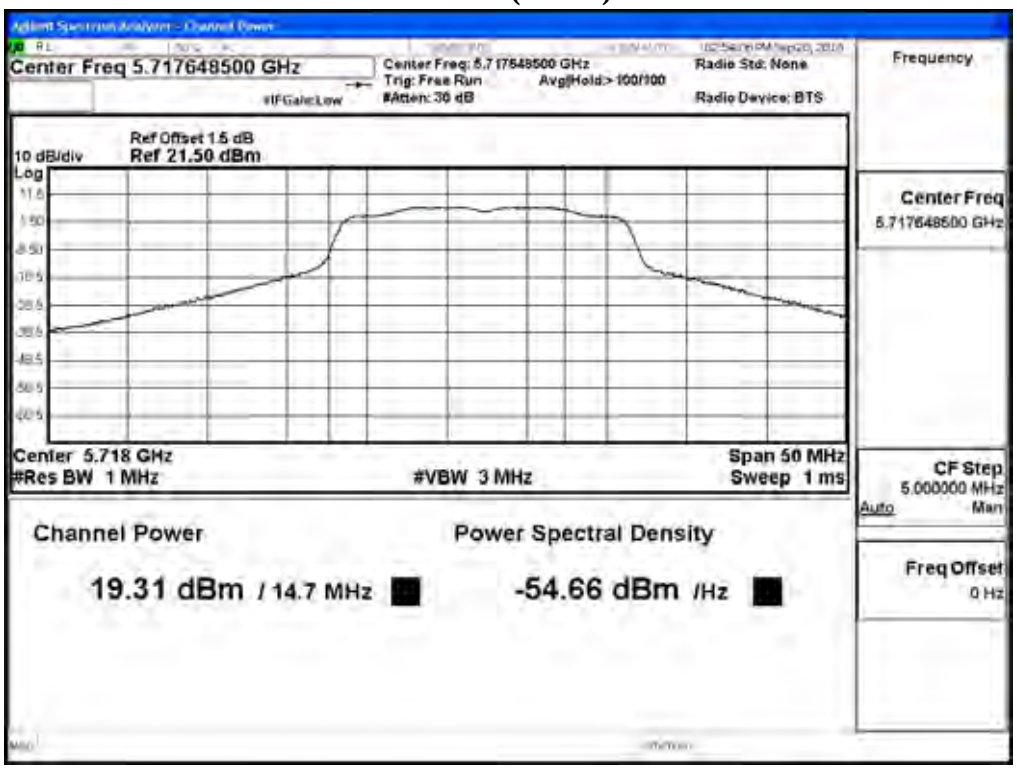

Channel 144 (Band4)

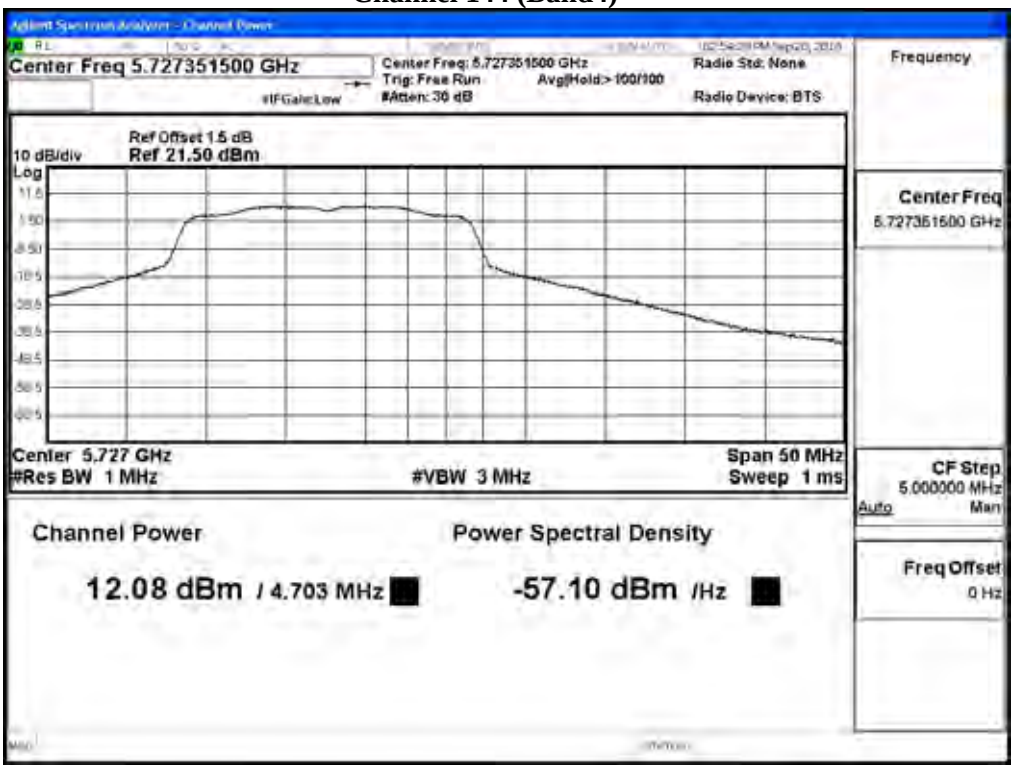

Product : Intel® Dual Band Wireless-AC 8265
Test Item : Maximum conducted output power
Test Site : No.3 OATS
Test date : 2016.09.20
Test Mode : Mode 1 SISO A: Transmit (802.11ac-40BW-15Mbps)

Cable loss=1dB		Average Power									
Channel No	Frequency (MHz)	Data Rate (Mbps)									Required Limit
		VTH0	VTH1	VTH2	VTH3	VTH4	VTH5	VTH6	VTH7	VTH8	
142F(Band3)	5710	19.99	19.84	19.77	19.65	19.56	19.48	19.33	19.26	19.18	<24dBm
142F(Band4)	5710	7.76	7.68	7.59	7.48	7.37	7.26	7.18	7.04	6.99	<30dBm

Maximum conducted output power Measurement:

Channel No	Frequency Range (MHz)	99% Bandwidth (MHz)	Output Power (dBm)	Duty Factor (dB)	Total Output Power (dBm)	Output Power Limit		Result
						(dBm)	dBm+10log(BW)	
142F(Band3)	5710	33.485	19.99	0.08	20.07	24	26.25	Pass
142F(Band4)	5710	--	7.76	0.08	7.84	30	--	Pass

Note: Power Output Value =Reading value on average power meter + Cable loss + Duty Factor

99% Occupied Bandwidth:

Channel 142

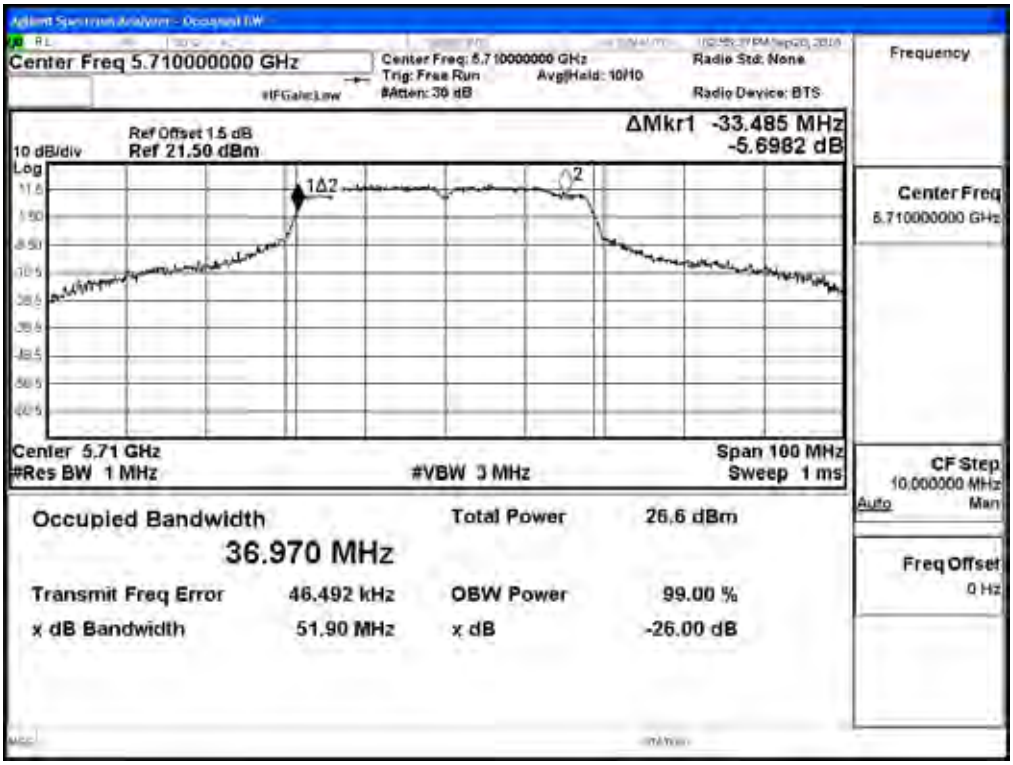

Maximum conducted output power:

Channel 142 (Band3)

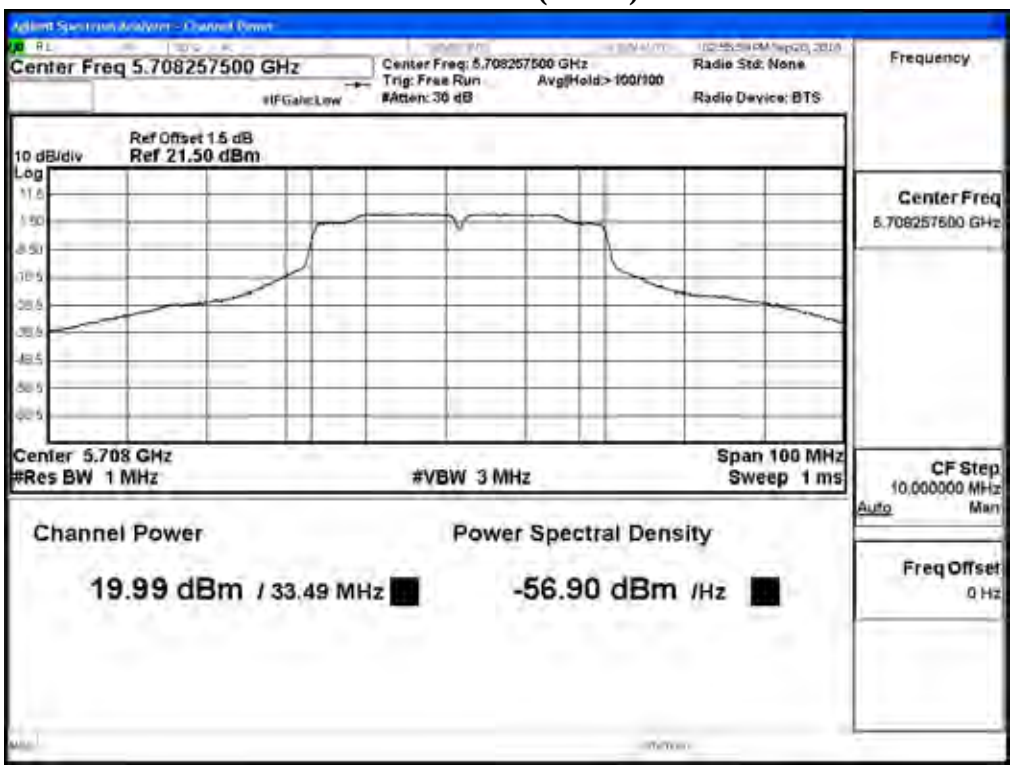

Channel 142 (Band4)

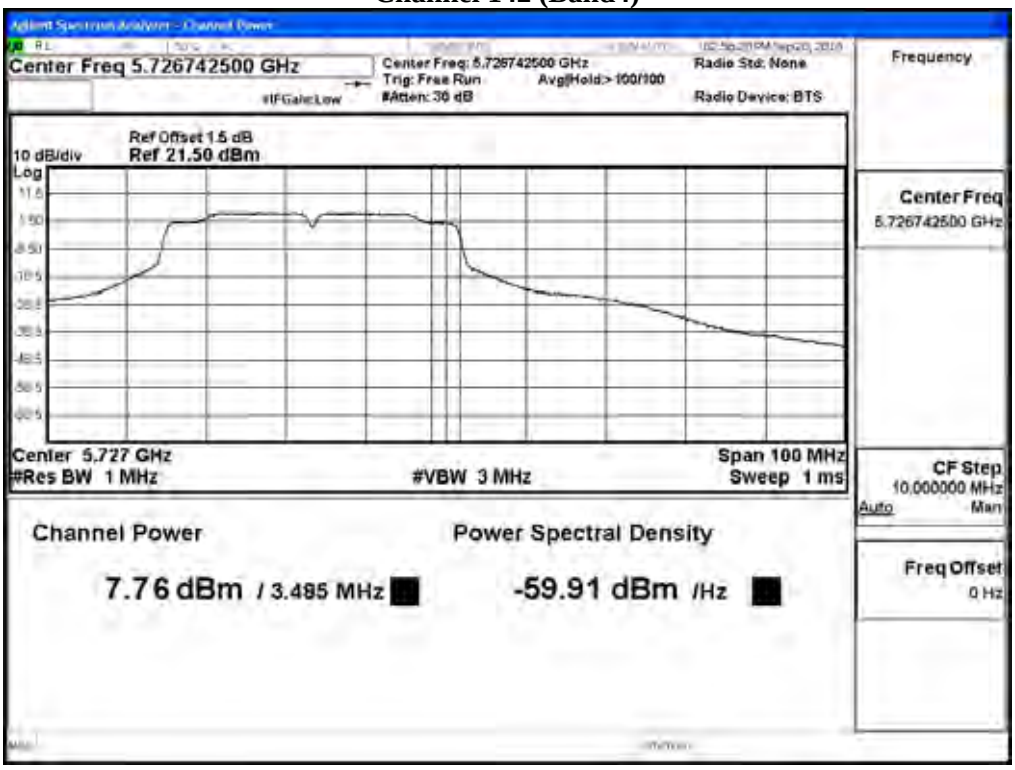

Product : Intel® Dual Band Wireless-AC 8265
Test Item : Maximum conducted output power
Test Site : No.3 OATS
Test date : 2016.09.20
Test Mode : Mode 1 SISO A: Transmit (802.11ac-80BW-32.5Mbps)

Cable loss=1dB		Average Power										
Channel No	Frequency (MHz)	Data Rate (Mbps)										Required Limit
		VTH0	VTH1	VTH2	VTH3	VTH4	VTH5	VTH6	VTH7	VTH8	VTH9	
42	5210	13.94	13.87	13.75	13.64	13.59	13.48	13.39	13.25	13.16	13.01	<24dBm
58	5290	11.61	11.52	11.44	11.31	11.26	11.18	11.04	10.99	10.84	10.77	<24dBm
106	5530	13.46	13.35	13.29	13.21	13.14	13.05	12.98	12.87	12.76	12.63	<24dBm
122	5610	17.27	17.19	17.05	16.96	16.84	16.76	16.62	16.54	16.46	16.35	<24dBm
138(Band3)	5690	19.71	19.65	19.56	19.48	19.33	19.24	19.18	19.06	18.97	18.82	<24dBm
138(Band4)	5690	3.44	3.37	3.26	3.15	3.06	2.99	2.87	2.71	2.63	2.54	<30dBm
155	5775	17.35	17.28	17.15	17.06	16.94	16.88	16.74	16.65	16.58	16.47	<30dBm

Maximum conducted output power Measurement:

Channel No	Frequency Range (MHz)	99% Bandwidth (MHz)	Output Power (dBm)	Duty Factor (dB)	Total Output Power (dBm)	Output Power Limit		Result
						(dBm)	dBm+10log(BW)	
42	5210	75.093	13.94	0.08	14.02	24	29.76	Pass
58	5290	75.038	11.61	0.08	11.69	24	29.75	Pass
106	5530	75.060	13.46	0.08	13.54	24	29.75	Pass
122	5610	74.982	17.27	0.08	17.35	24	29.75	Pass
138(Band3)	5690	72.703	19.71	0.08	19.79	24	29.62	Pass
138 (Band4)	5690	--	3.44	0.08	3.52	30	--	Pass
155	5775	--	17.35	0.08	17.43	30	--	Pass

Note: Power Output Value =Reading value on average power meter + Cable loss + Duty Factor

99% Occupied Bandwidth:

Channel 42

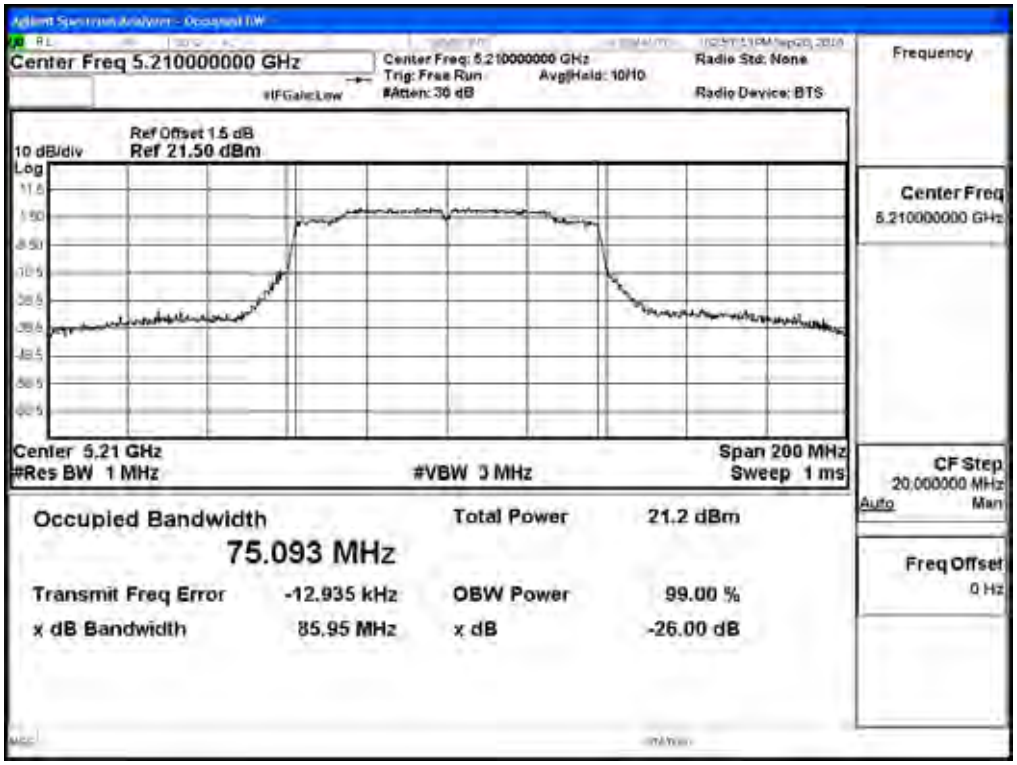

Channel 58

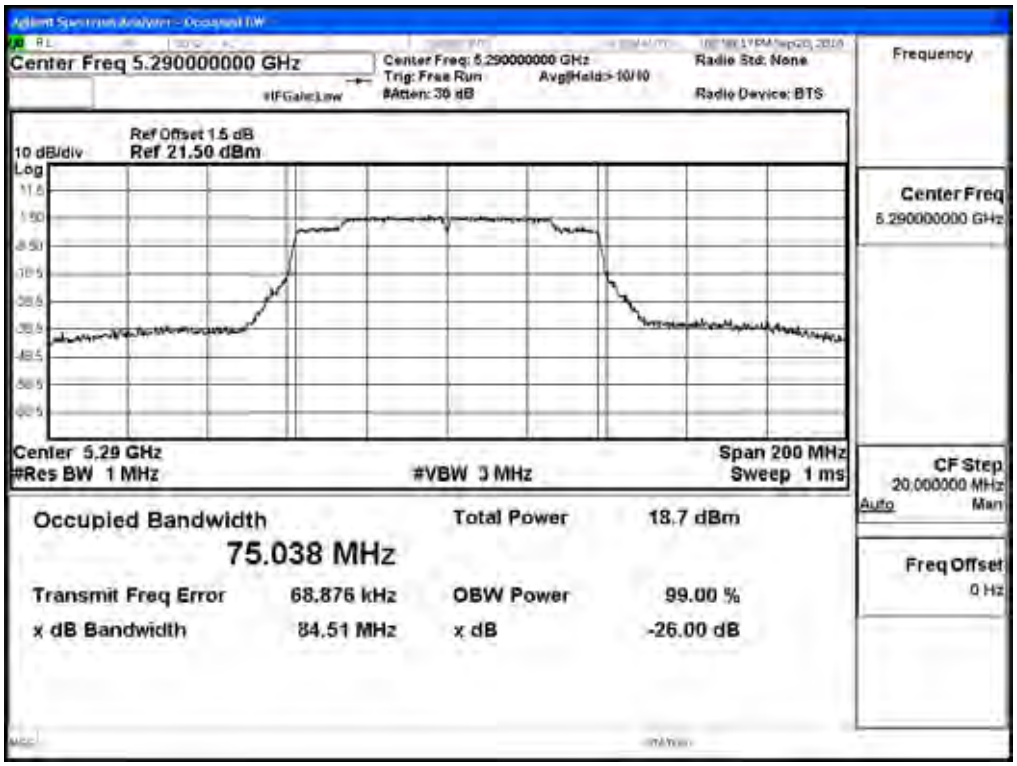

Channel 106

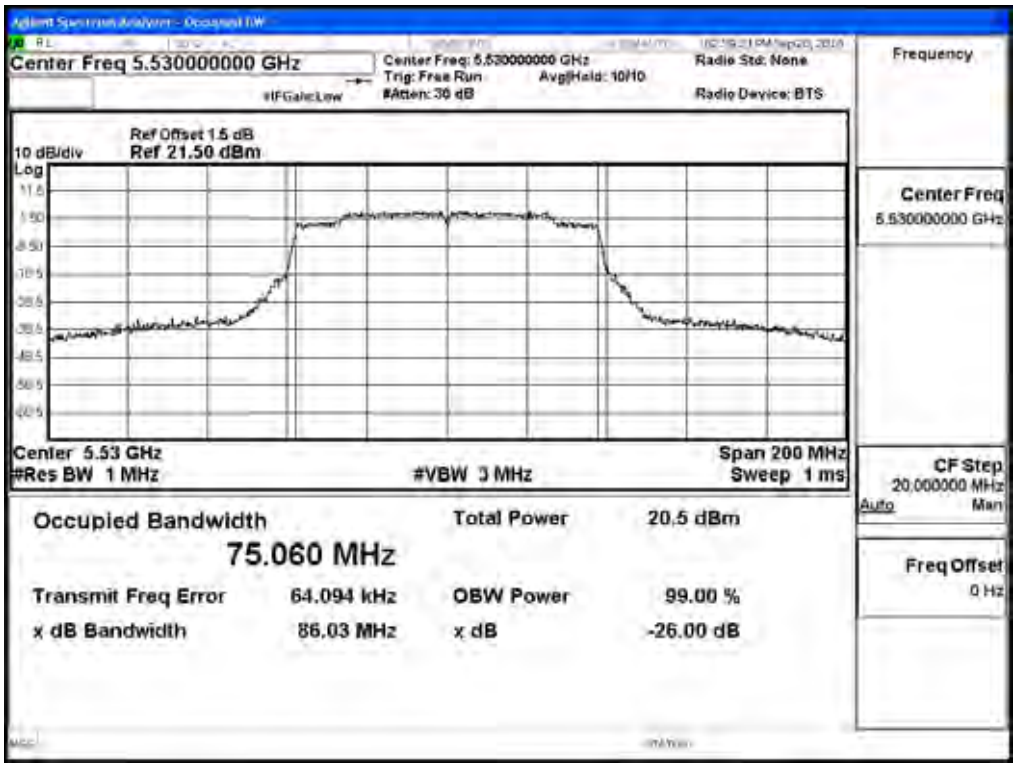

Channel 122

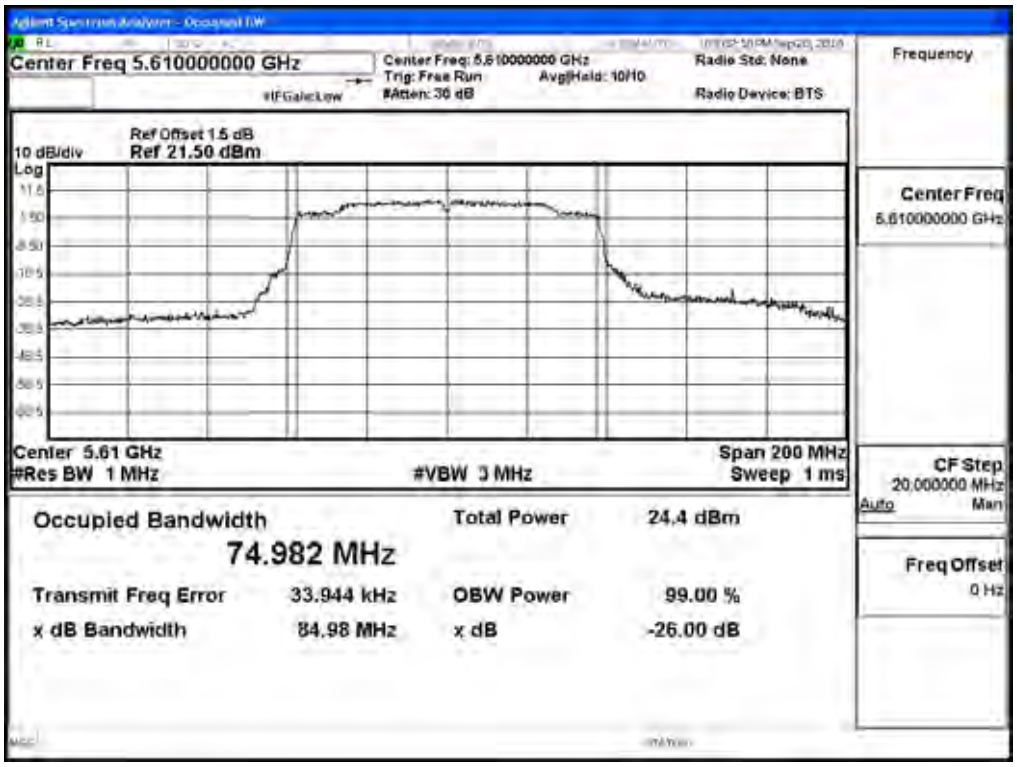

Channel 138

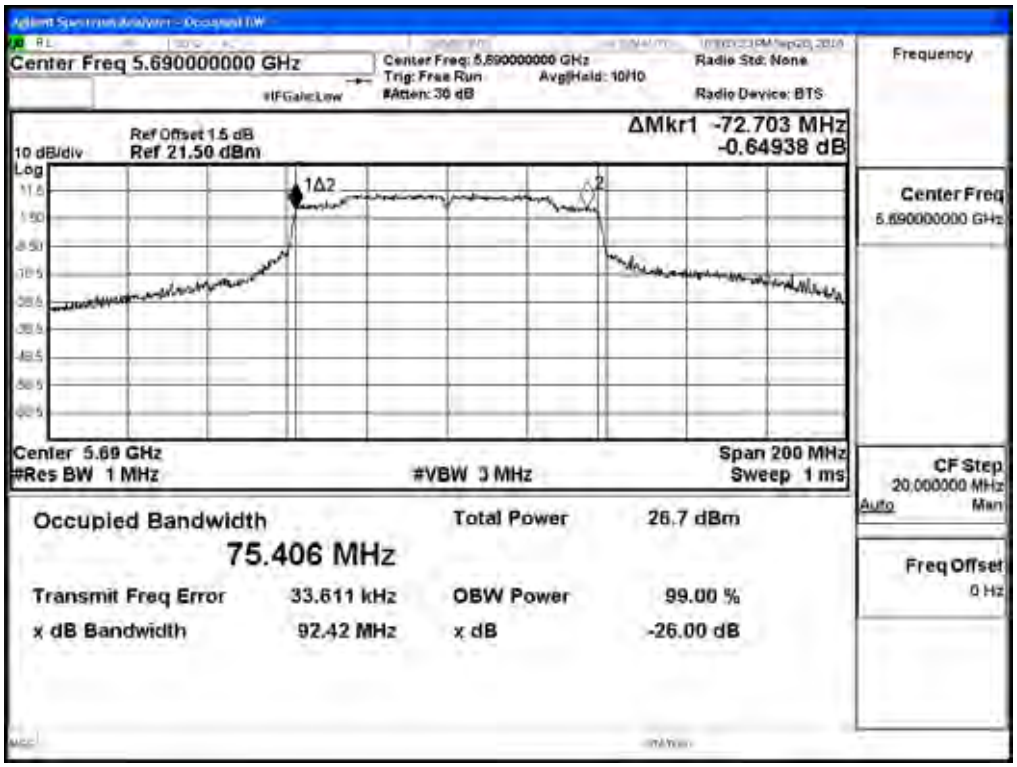

Channel 155

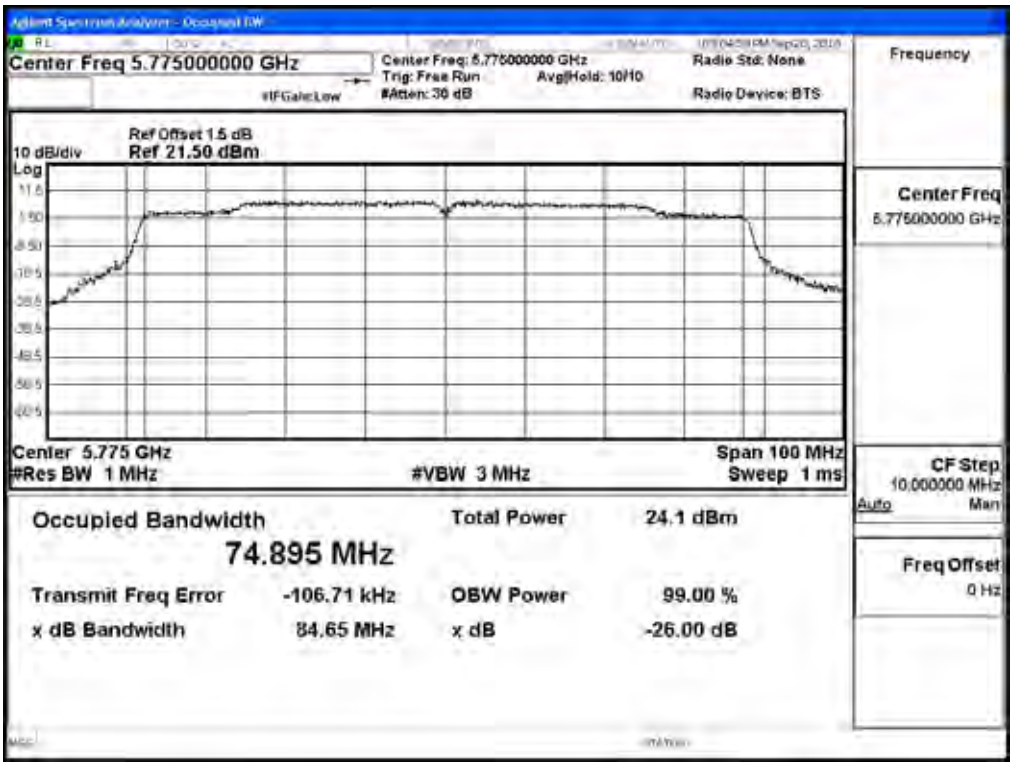

Maximum conducted output power:

Channel 42

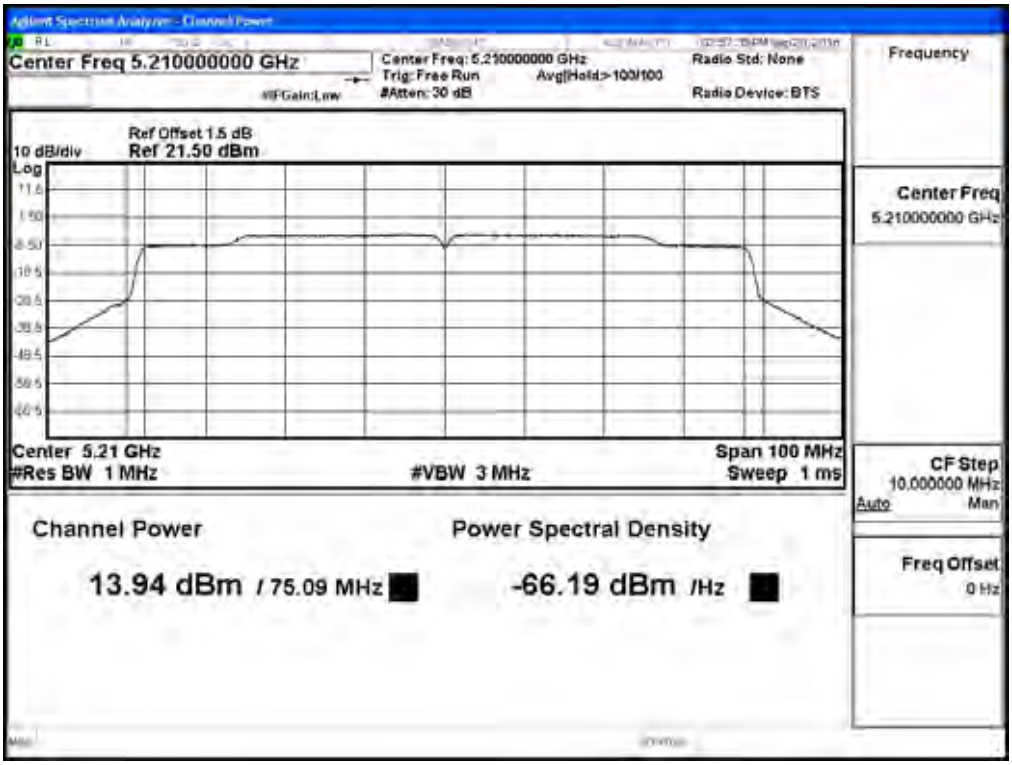

Maximum conducted output power:

Channel 58

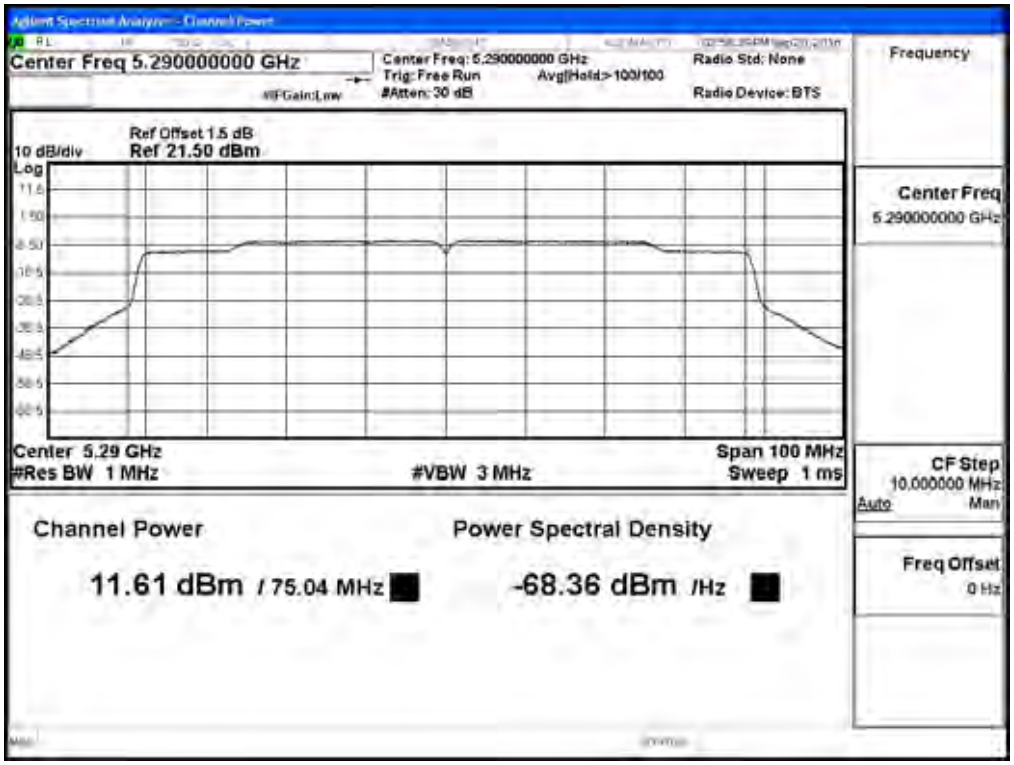

Maximum conducted output power:

Channel 106

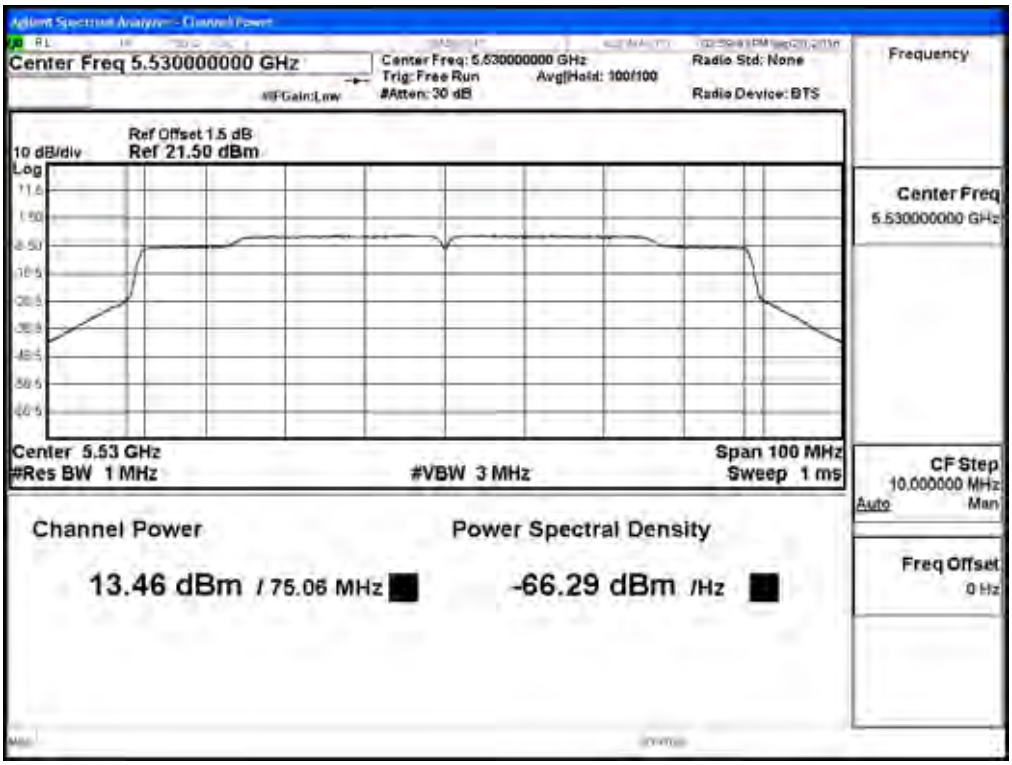

Maximum conducted output power:

Channel 122

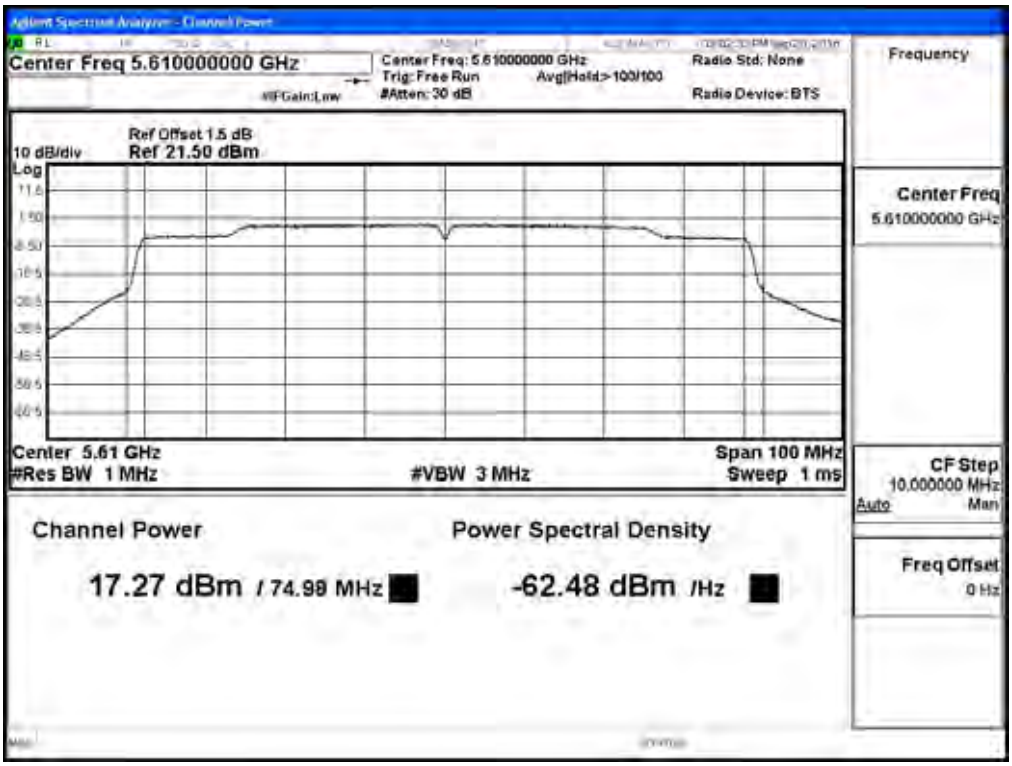

Maximum conducted output power:

Channel 138 (Band3)

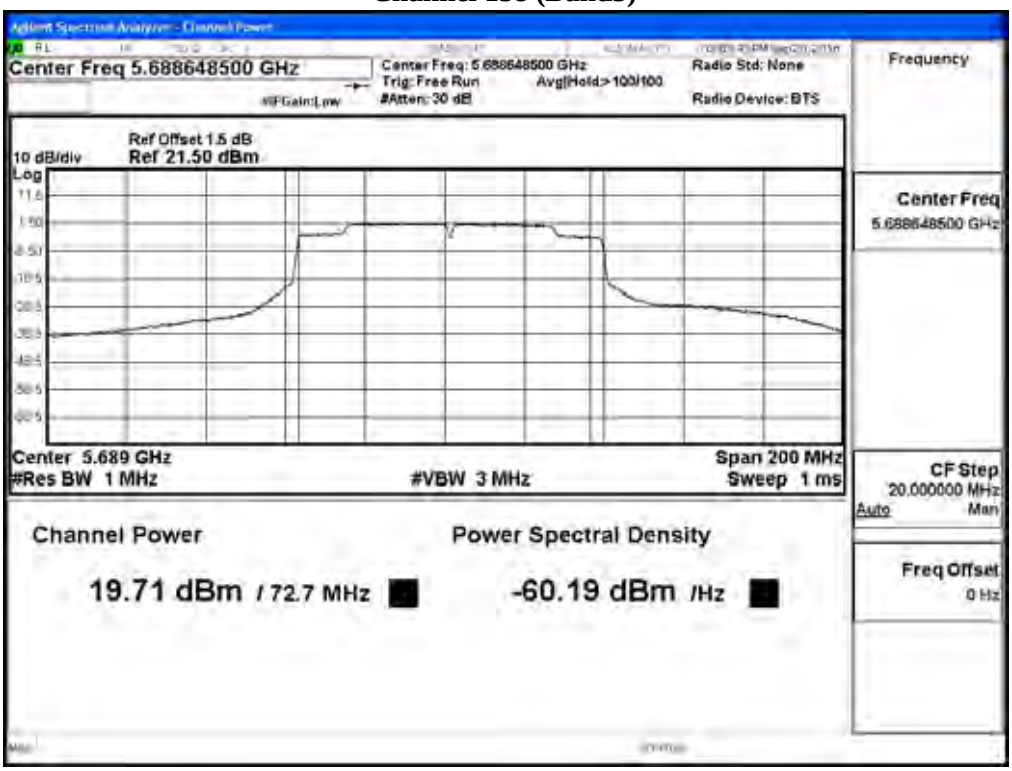

Maximum conducted output power:

Channel 138 (Band4)

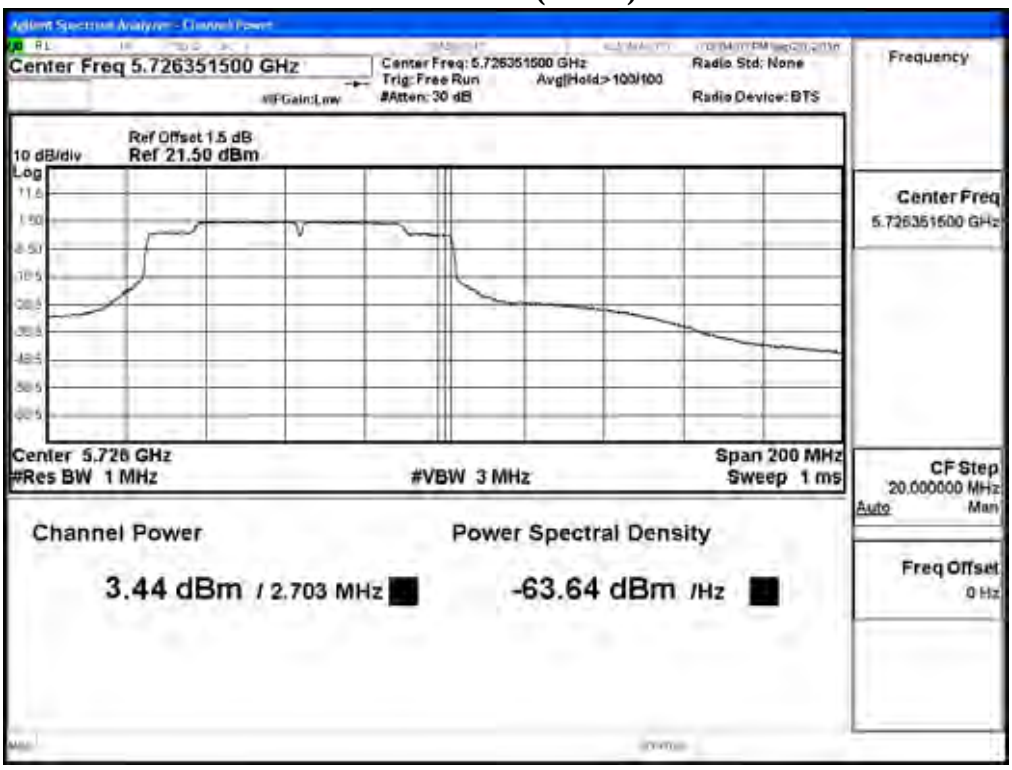

Maximum conducted output power:

Channel 155

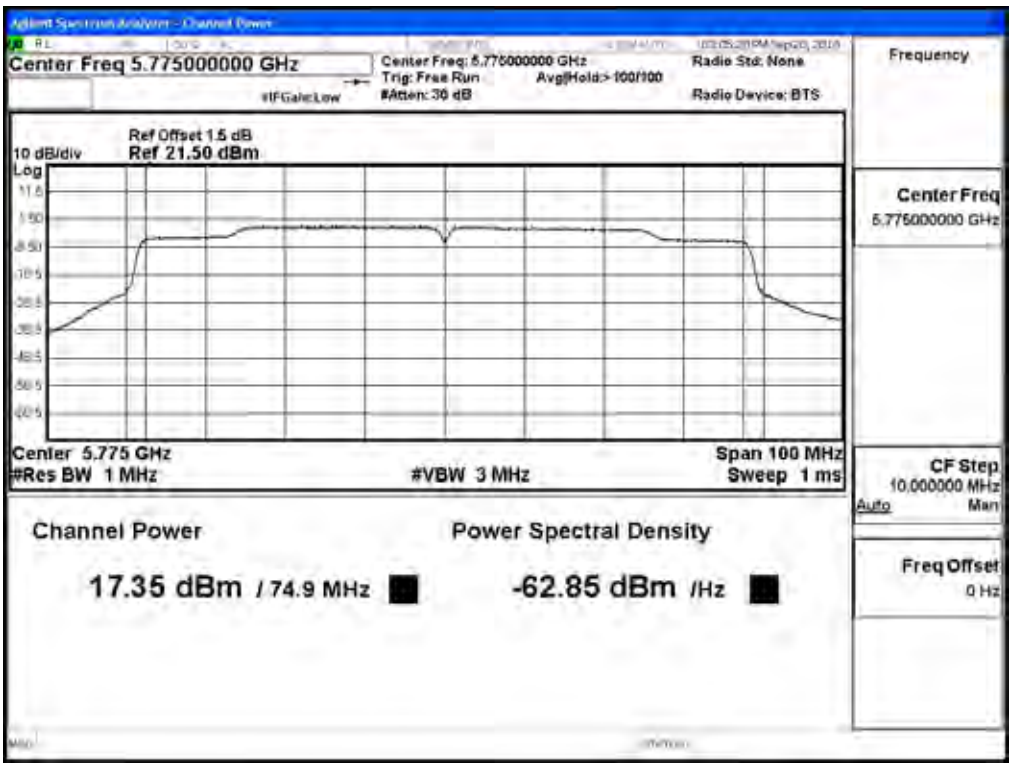

Product : Intel® Dual Band Wireless-AC 8265
Test Item : Maximum conducted output power
Test Site : No.3 OATS
Test date : 2016.09.20
Test Mode : Mode 2 SISO B: Transmit (802.11a-6Mbps)

Cable loss=1dB		Average Power								
Channel No.	Frequency (MHz)	Data Rate (Mbps)								Required Limit
		6	9	12	18	24	36	48	54	
		Measurement Level (dBm)								
36	5180	18.58	--	--	--	--	--	--	--	<24dBm
40	5200	20.63	20.59	20.46	20.34	20.26	20.18	20.04	19.94	<24dBm
48	5240	20.98	--	--	--	--	--	--	--	<24dBm
52	5260	20.62	--	--	--	--	--	--	--	<24dBm
60	5300	20.22	20.15	20.07	19.96	19.88	19.74	19.65	19.52	<24dBm
64	5320	16.13	--	--	--	--	--	--	--	<24dBm
100	5500	16.75	--	--	--	--	--	--	--	<24dBm
120	5600	20.08	19.92	19.84	19.76	19.65	19.59	19.48	19.32	<24dBm
140	5700	16.38	--	--	--	--	--	--	--	<24dBm
149	5745	19.91	--	--	--	--	--	--	--	<30dBm
157	5785	20.03	19.94	19.88	19.76	19.62	19.59	19.43	19.35	<30dBm
165	5825	20.23	--	--	--	--	--	--	--	<30dBm

Maximum conducted output power Measurement:

Channel No	Frequency Range (MHz)	99% Bandwidth (MHz)	Output Power (dBm)	Duty Factor (dB)	Total Output Power (dBm)	Output Power Limit	
						(dBm)	dBm+10log(BW)
36	5180	--	18.58	0.08	18.66	24	--
40	5200	--	20.63	0.08	20.71	24	--
48	5240	--	20.98	0.08	21.06	24	--
52	5260	21.961	20.62	0.08	20.70	24	24.42
60	5300	20.366	20.22	0.08	20.30	24	24.09
64	5320	17.607	16.13	0.08	16.21	24	23.46
100	5500	17.553	16.75	0.08	16.83	24	23.44
120	5600	19.136	20.08	0.08	20.16	24	23.82
140	5700	17.675	16.38	0.08	16.46	24	23.47
149	5745	--	19.91	0.08	19.99	30	--
157	5785	--	20.03	0.08	20.11	30	--
165	5825	--	20.23	0.08	20.31	30	--

Note:

1. Power Output Value =Reading value on average power meter + Cable loss + Duty Factor.

99% Occupied Bandwidth:
Channel 52:

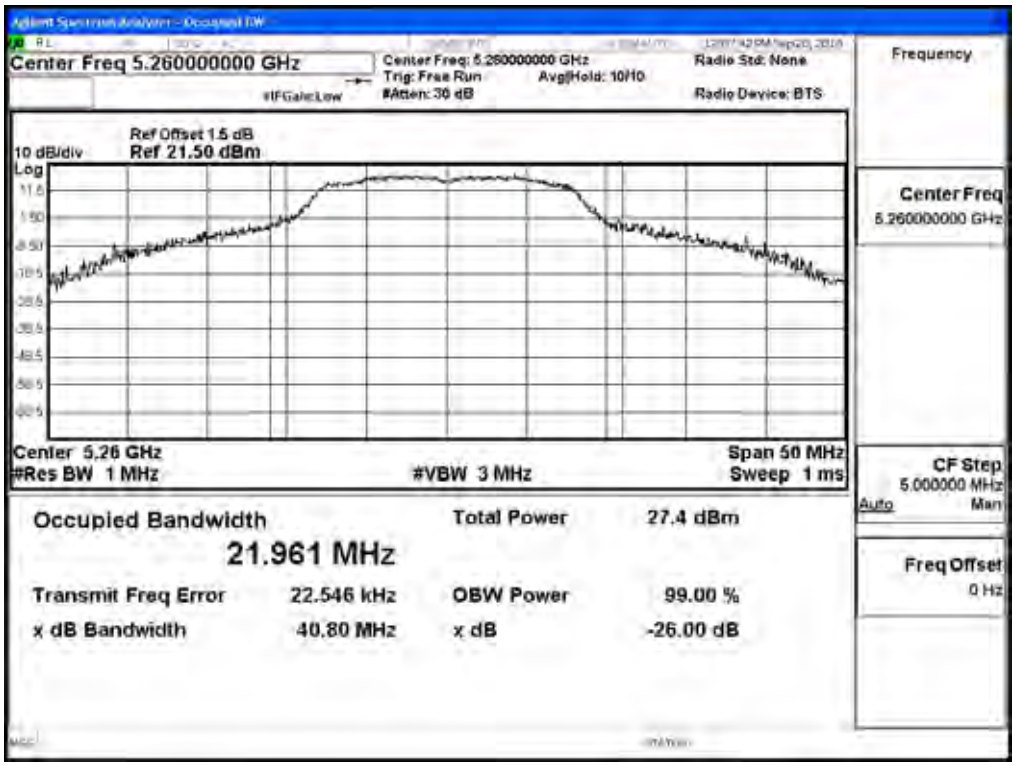

Channel 60:

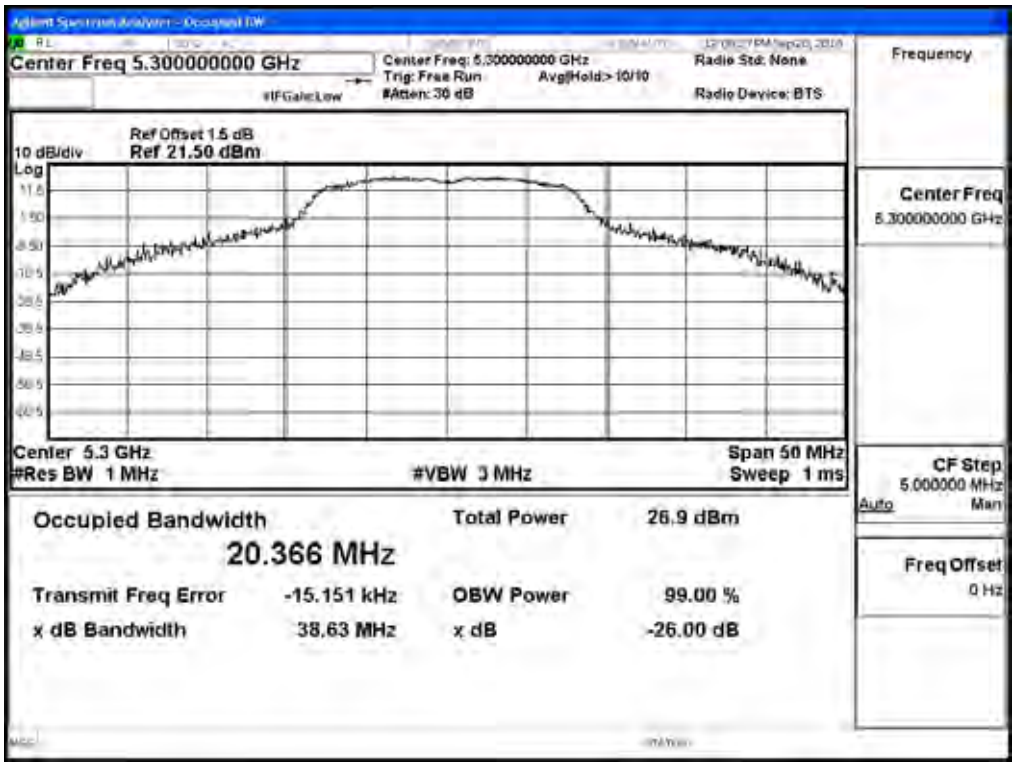

Channel 64:

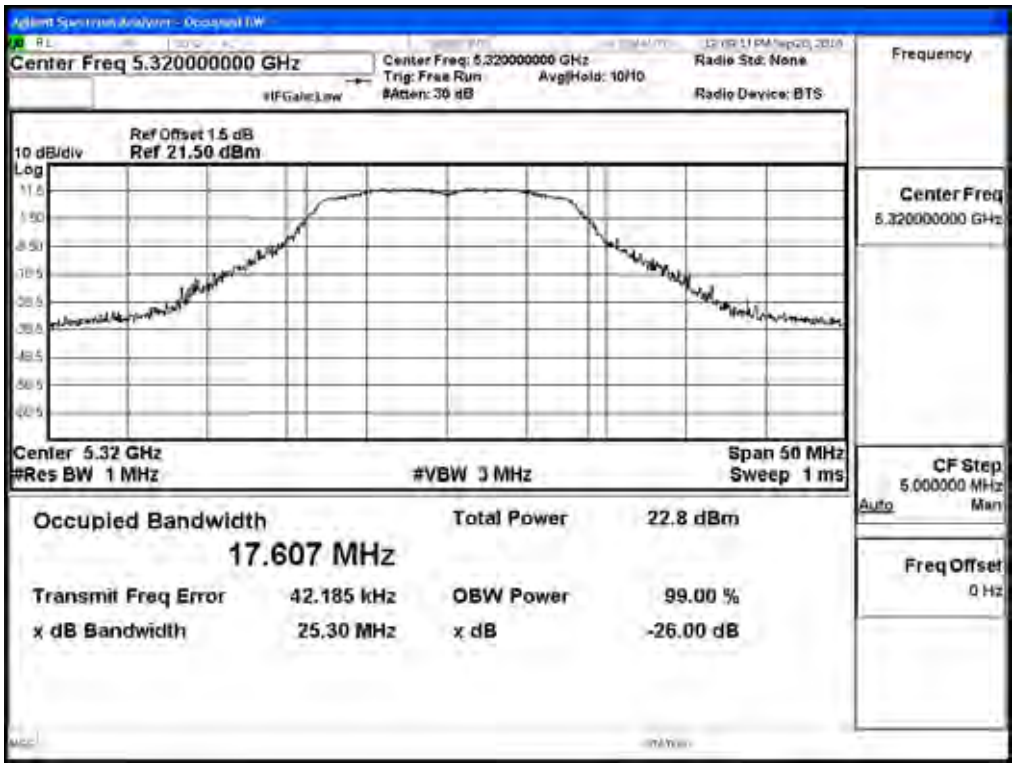

Channel 100:

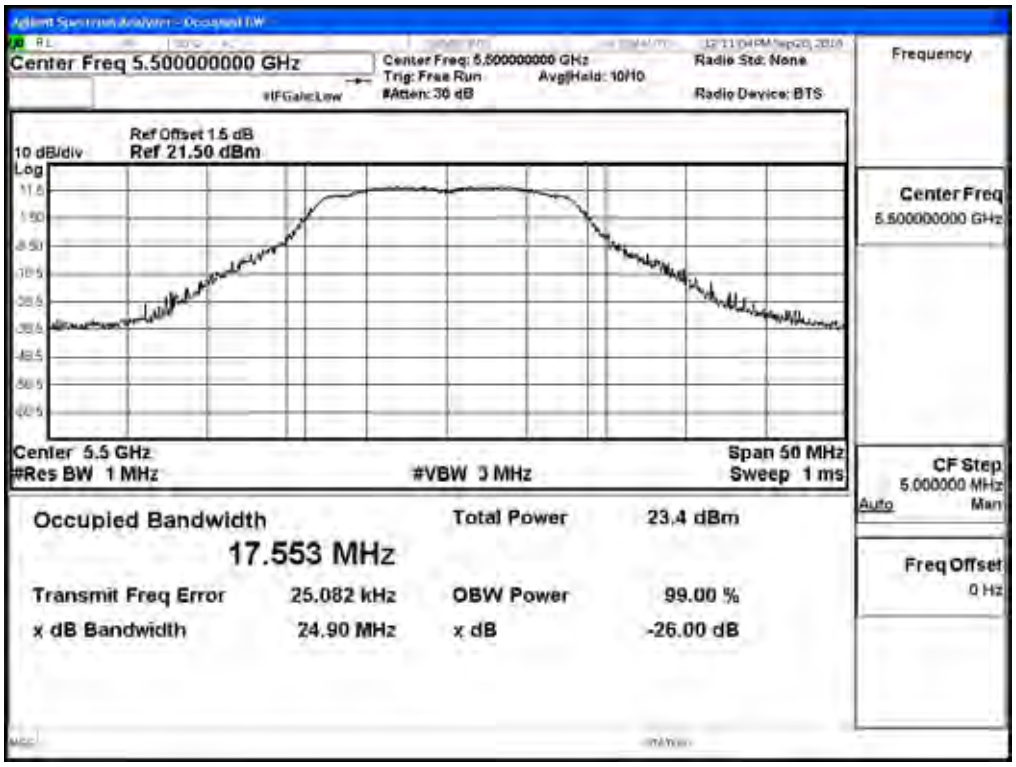

Channel 120:

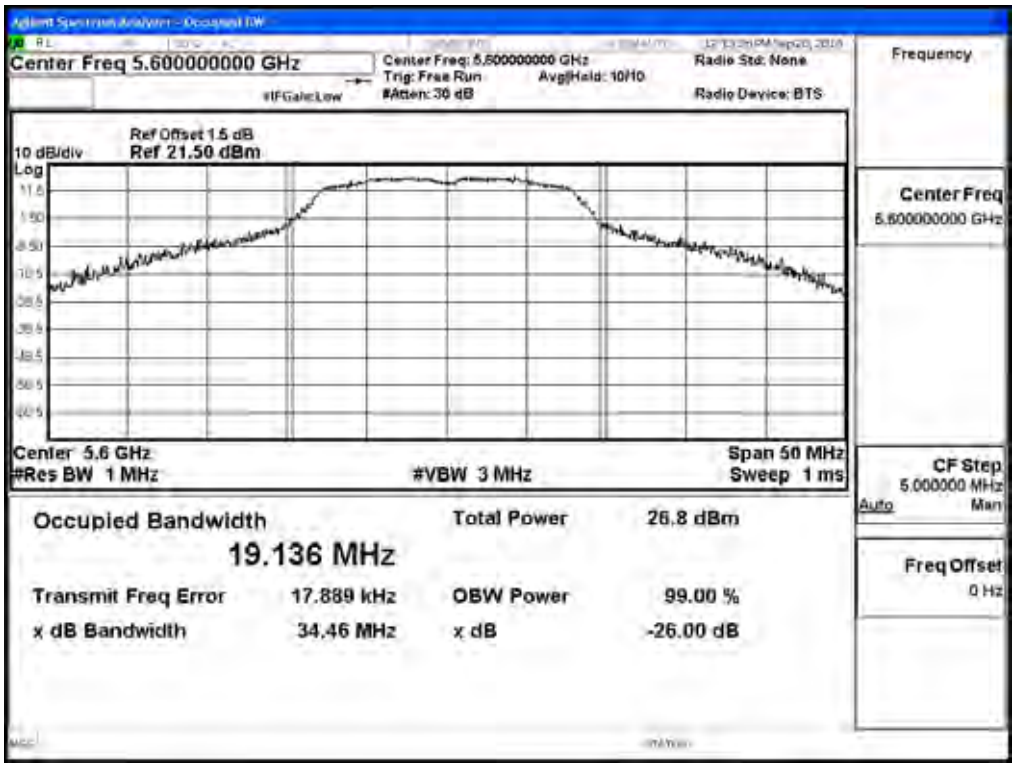

Channel 140:

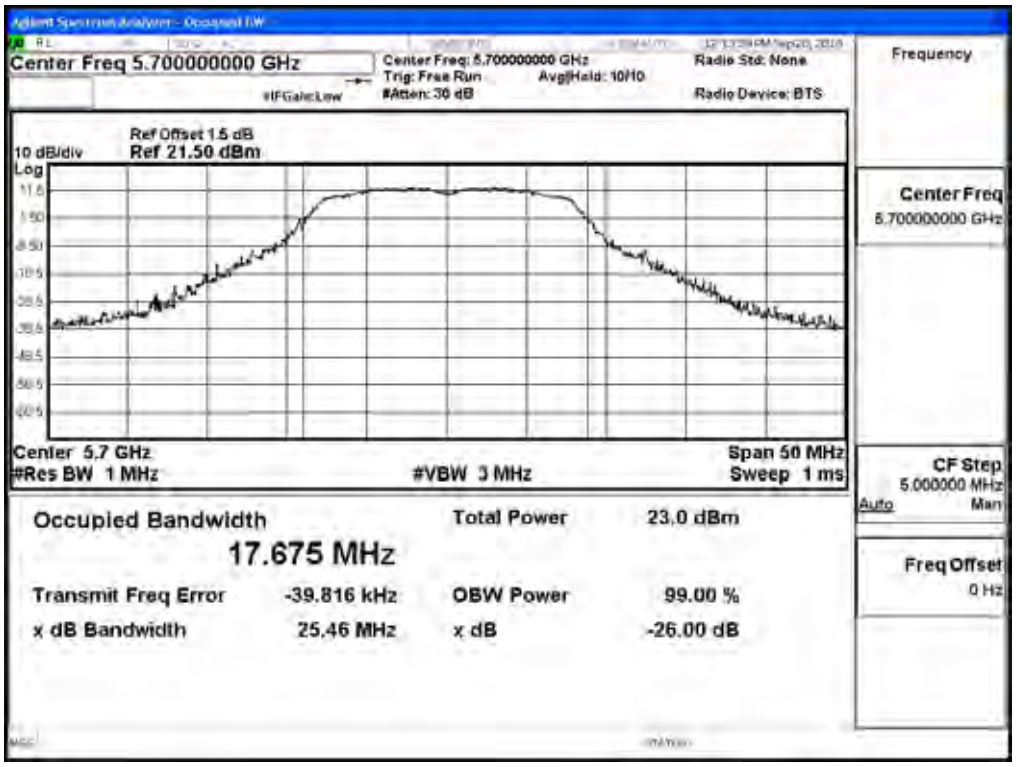

Product : Intel® Dual Band Wireless-AC 8265
Test Item : Maximum conducted output power
Test Site : No.3 OATS
Test date : 2016.09.20
Test Mode : Mode 2 SISO B: Transmit (802.11n-20BW 7.2Mbps)

Cable loss=1dB		Average Power								
Channel No.	Frequency (MHz)	Data Rate (Mbps)								Required Limit
		7.2	14.4	21.7	28.9	43.3	57.8	65	72.2	
		Measurement Level (dBm)								
36	5180	17.32	--	--	--	--	--	--	--	<24dBm
40	5200	20.31	20.28	20.16	20.04	19.97	19.86	19.76	19.65	<24dBm
48	5240	20.43	--	--	--	--	--	--	--	<24dBm
52	5260	20.73	--	--	--	--	--	--	--	<24dBm
60	5300	20.18	20.05	19.96	19.87	19.77	19.69	19.55	19.42	<24dBm
64	5320	16.23	--	--	--	--	--	--	--	<24dBm
100	5500	17.44	--	--	--	--	--	--	--	<24dBm
120	5600	20.21	20.16	20.05	19.94	19.86	19.72	19.64	19.55	<24dBm
140	5700	16.01	--	--	--	--	--	--	--	<24dBm
149	5745	19.94	--	--	--	--	--	--	--	<30dBm
157	5785	20.02	19.99	19.86	19.71	19.64	19.52	19.46	19.33	<30dBm
165	5825	20.23	--	--	--	--	--	--	--	<30dBm

Maximum conducted output power Measurement:

Channel No	Frequency Range (MHz)	99% Bandwidth (MHz)	Output Power (dBm)	Duty Factor (dB)	Total Output Power (dBm)	Output Power Limit	
						(dBm)	dBm+10log(BW)
36	5180	--	17.32	0.10	17.42	24	--
40	5200	--	20.31	0.10	20.41	24	--
48	5240	--	20.43	0.10	20.53	24	--
52	5260	23.900	20.73	0.10	20.83	24	24.78
60	5300	23.161	20.18	0.10	20.28	24	24.65
64	5320	18.665	16.23	0.10	16.33	24	23.71
100	5500	18.724	17.44	0.10	17.54	24	23.72
120	5600	20.546	20.21	0.10	20.31	24	24.13
140	5700	18.677	16.01	0.10	16.11	24	23.71
149	5745	--	19.94	0.10	20.04	30	--
157	5785	--	20.02	0.10	20.12	30	--
165	5825	--	20.23	0.10	20.33	30	--

Note:

1. Power Output Value =Reading value on average power meter + Cable loss + Duty Factor

99% Occupied Bandwidth:

Channel 52:

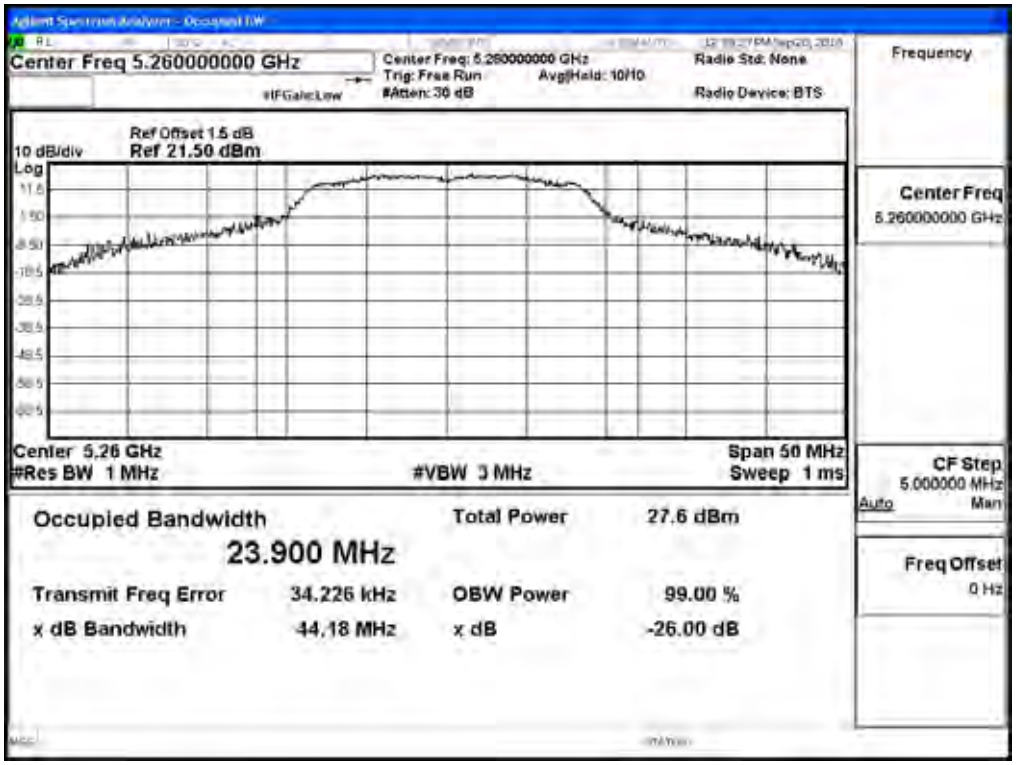

Channel 60:

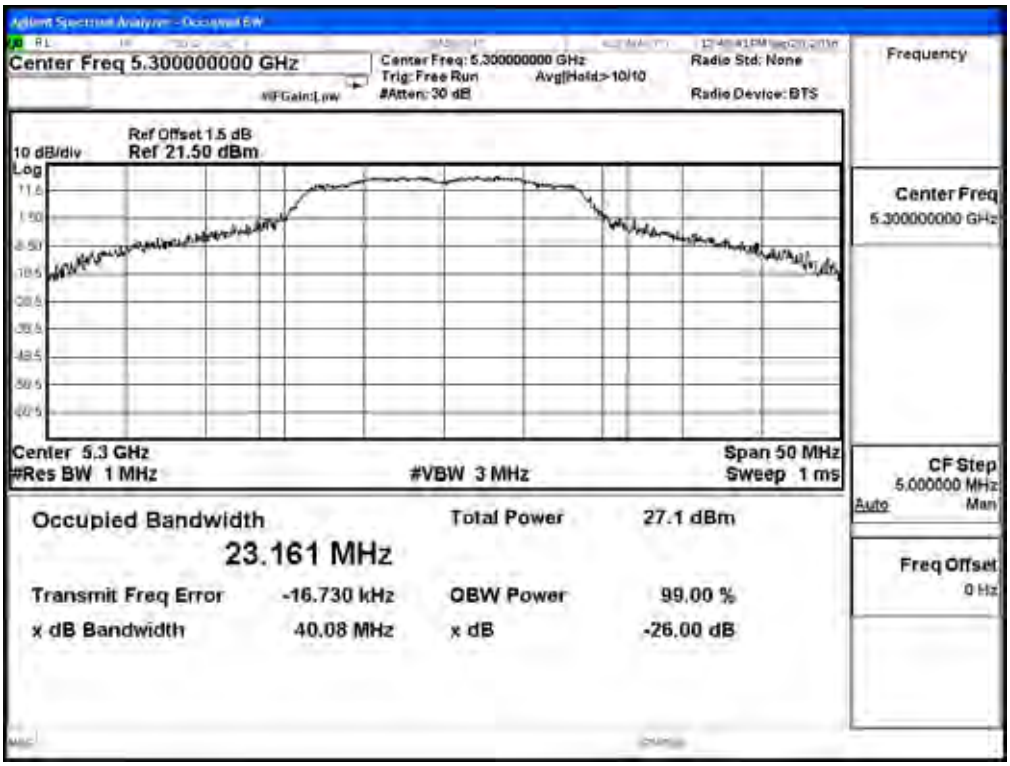

Channel 64:

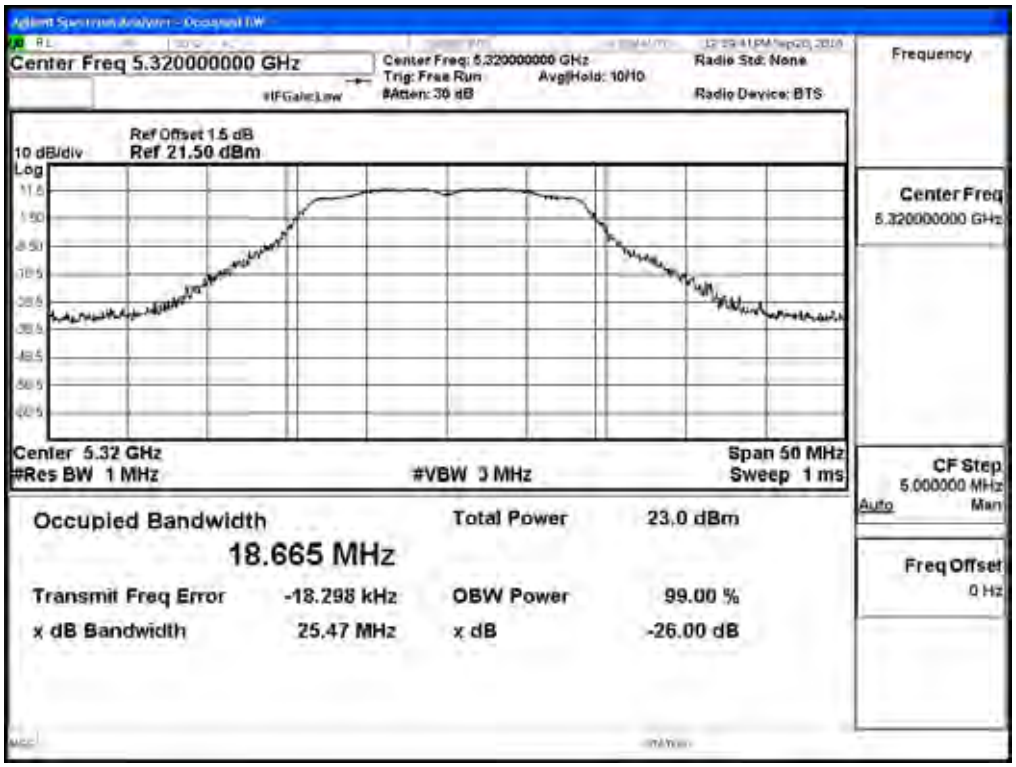

Channel 100:

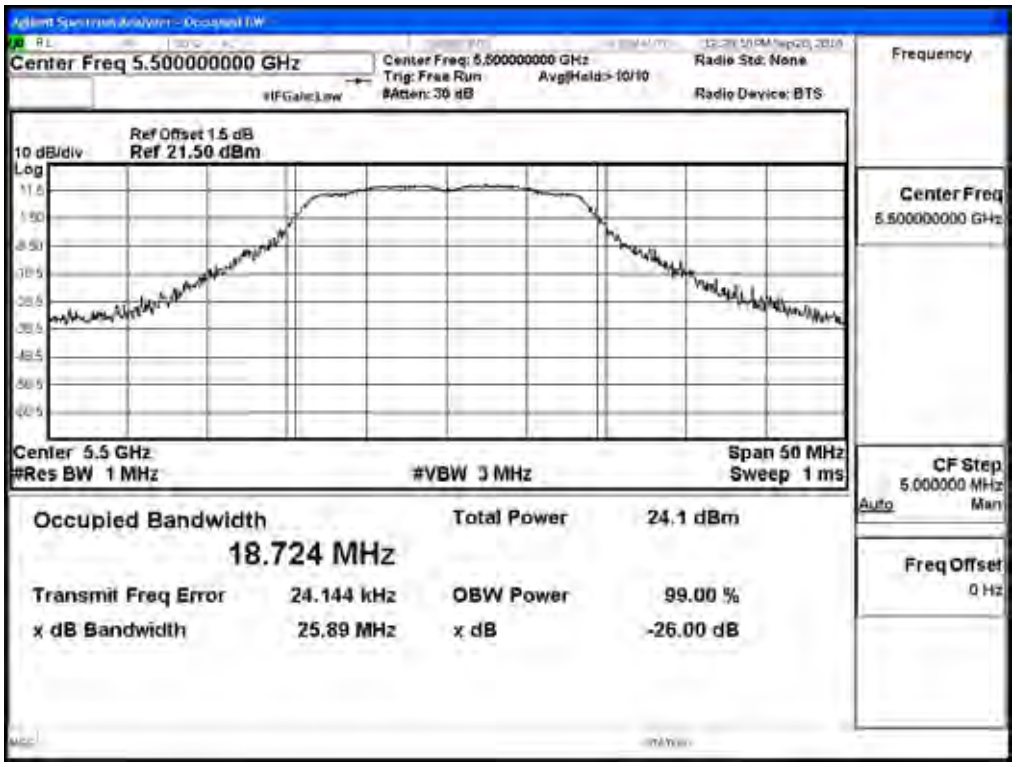

Channel 120:

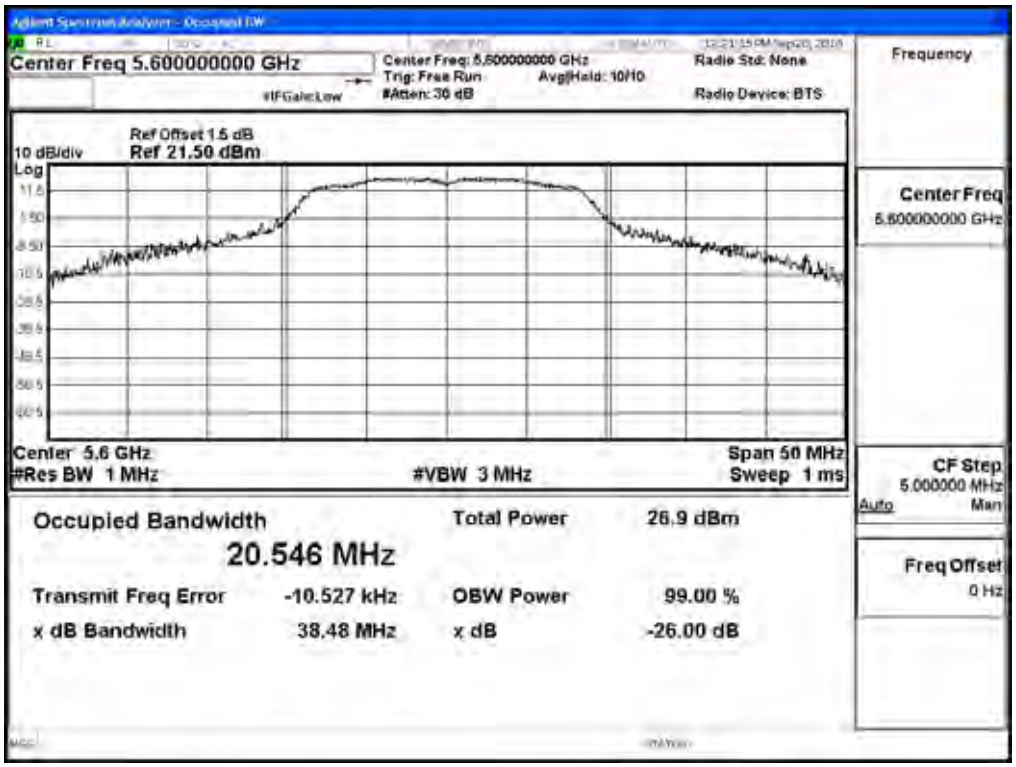

Channel 140:

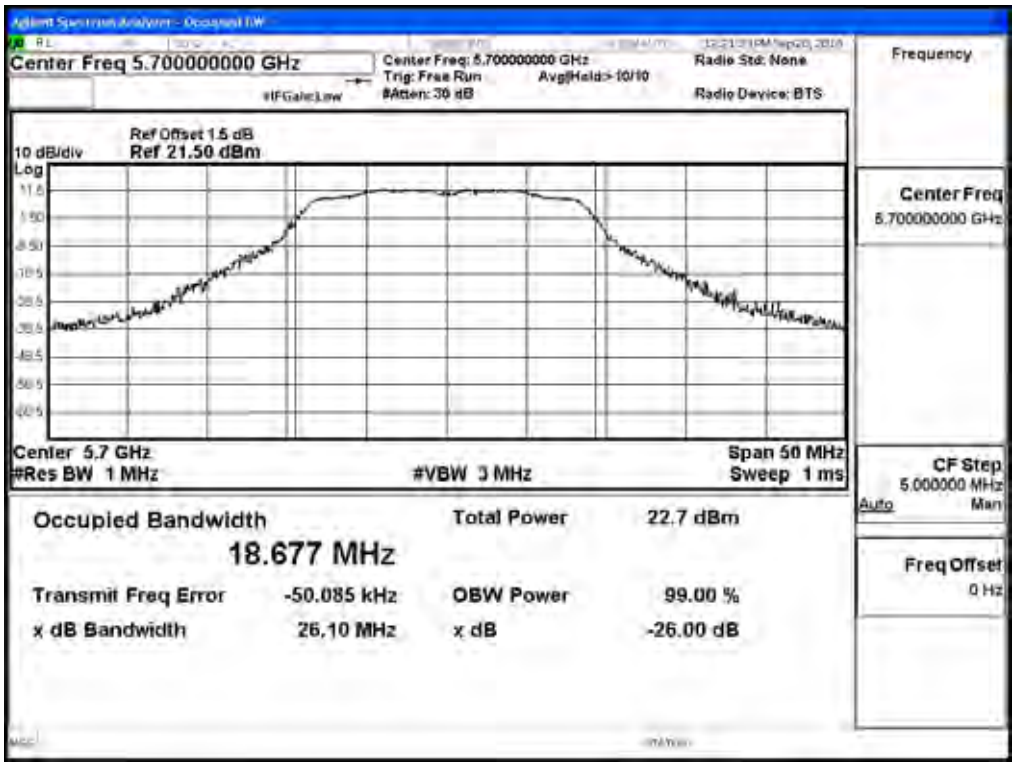

Product : Intel® Dual Band Wireless-AC 8265
Test Item : Maximum conducted output power
Test Site : No.3 OATS
Test date : 2016.09.20
Test Mode : Mode 2 SISO B: Transmit (802.11n-40BW 15Mbps)

Cable loss=1dB		Average Power								
Channel No.	Frequency (MHz)	Data Rate (Mbps)								Required Limit
		15	30	45	60	90	120	135	150	
		Measurement Level (dBm)								
38	5190	18.27	18.11	18.05	17.98	17.87	17.75	17.68	17.52	<24dBm
46	5230	20.69	--	--	--	--	--	--	--	<24dBm
54	5270	19.46	19.37	19.25	19.16	19.04	18.94	18.86	18.79	<24dBm
62	5310	14.58	--	--	--	--	--	--	--	<24dBm
102	5510	16.49	--	--	--	--	--	--	--	<24dBm
118	5590	20.36	20.22	20.16	20.01	19.98	19.86	19.77	19.62	<24dBm
134	5670	17.15	--	--	--	--	--	--	--	<24dBm
151	5755	20.66	20.56	20.48	20.35	20.26	20.18	20.09	19.96	<30dBm
159	5795	20.36	--	--	--	--	--	--	--	<30dBm

Maximum conducted output power Measurement:

Channel No	Frequency Range (MHz)	99% Bandwidth (MHz)	Output Power (dBm)	Duty Factor (dB)	Total Output Power (dBm)	Output Power Limit	
						(dBm)	dBm+10log(BW)
38	5190	--	18.27	0.08	18.35	24	--
46	5230	--	20.69	0.08	20.77	24	--
54	5270	36.537	19.46	0.08	19.54	24	26.63
62	5310	36.395	14.58	0.08	14.66	24	26.61
102	5510	36.362	16.49	0.08	16.57	24	26.61
118	5590	37.074	20.36	0.08	20.44	24	26.69
134	5670	36.440	17.15	0.08	17.23	24	26.62
151	5755	--	20.66	0.08	20.74	30	--
159	5795	--	20.36	0.08	20.44	30	--

Note: Power Output Value =Reading value on average power meter + Cable loss + Duty Factor

99% Occupied Bandwidth:

Channel 54

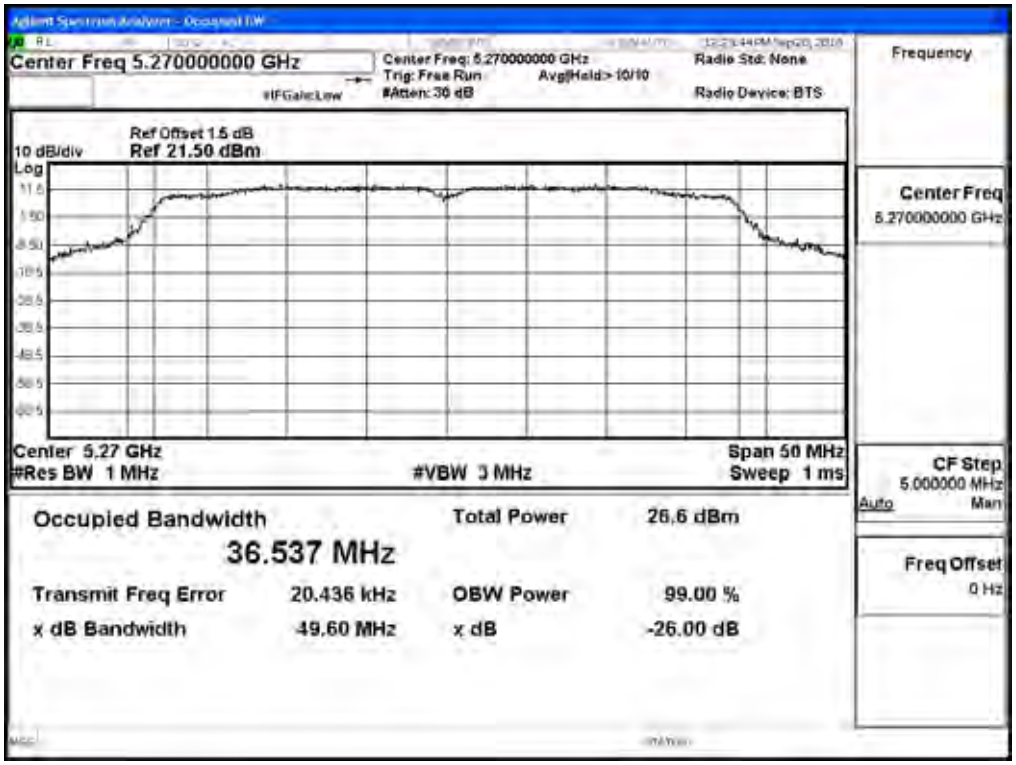

Channel 62

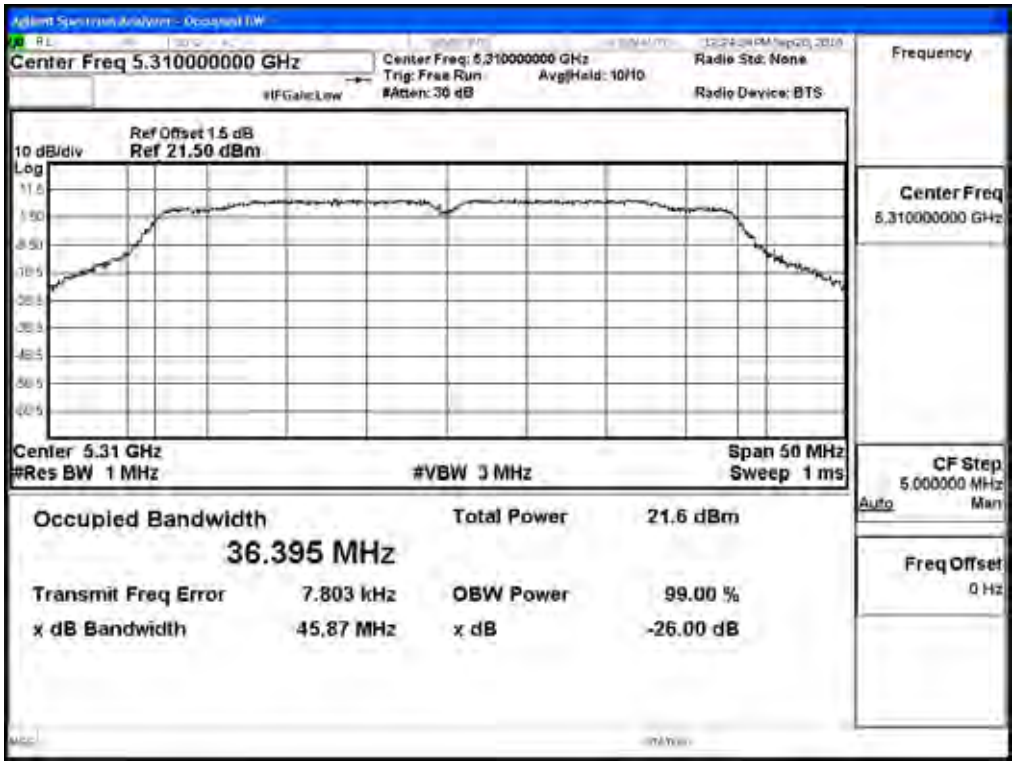

Channel 102

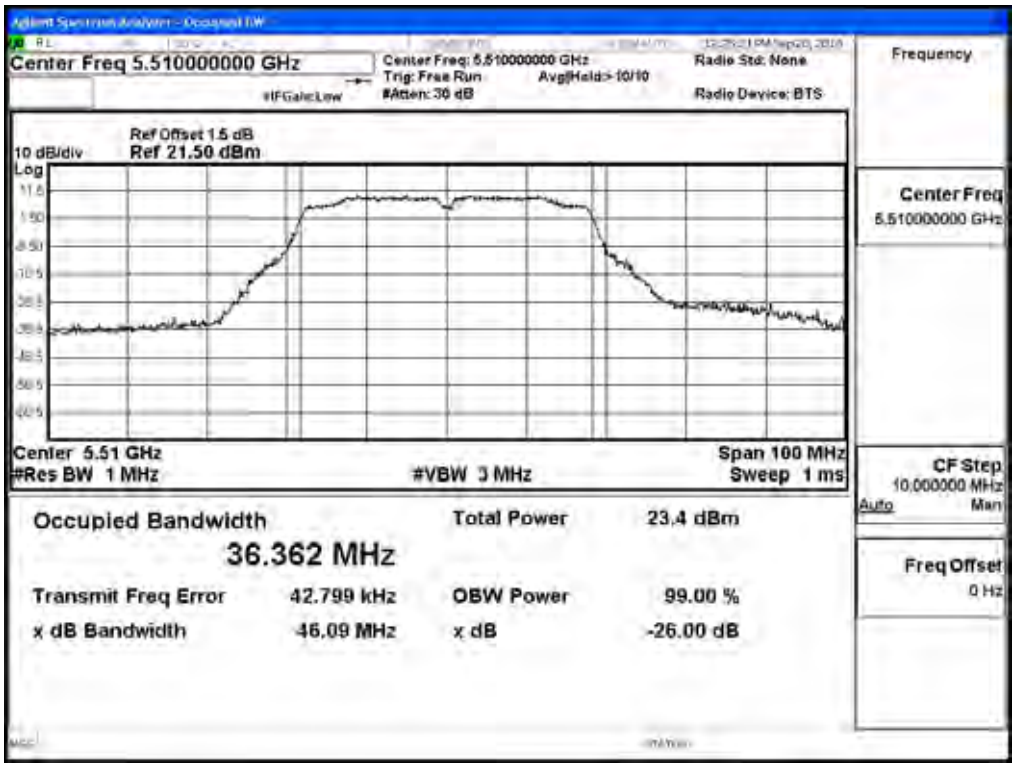

Channel 118

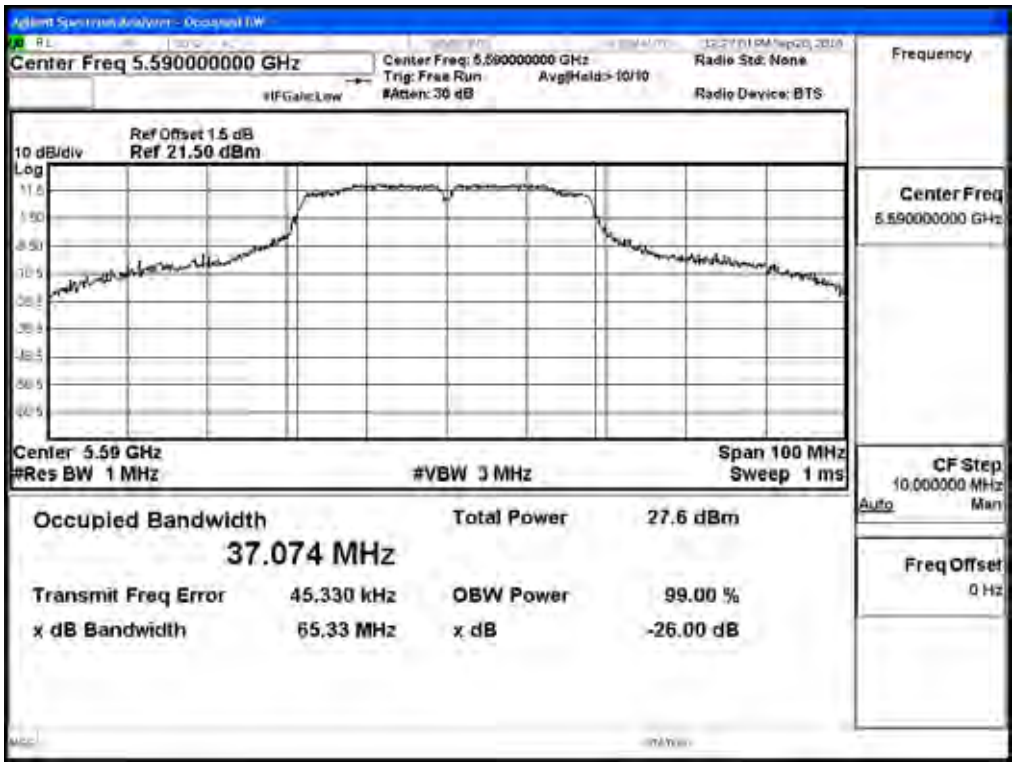

Channel 134

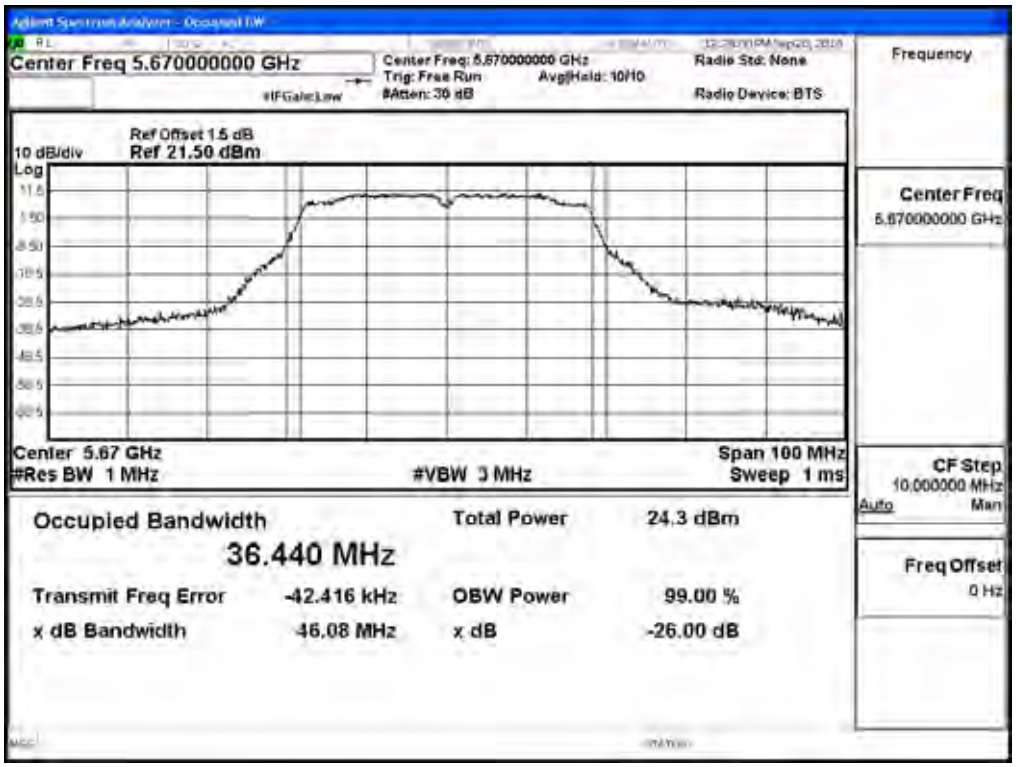
Center Freq 5.670000000 GHz
Center Freq: 5.670000000 GHz
Trig: Free Run
Avg|Hold: 10/10
#Atten: 30 dB
Radio Std: None
Radio Device: BTS
Frequency
Ref Offset 1.5 dB
10 dB/div
Ref 21.50 dBm
Log
Center Freq
5.670000000 GHz
Center 5.67 GHz
#Res BW 1 MHz
#VBW 3 MHz
Span 100 MHz
Sweep 1 ms
CF Step
10.000000 MHz
Auto
Man
Occupied Bandwidth
36.440 MHz
Total Power
24.3 dBm
Freq Offset
0 Hz
Transmit Freq Error
-42.416 kHz
OBW Power
99.00 %
x dB Bandwidth
46.08 MHz
x dB
-26.00 dB

Product : Intel® Dual Band Wireless-AC 8265
Test Item : Maximum conducted output power
Test Site : No.3 OATS
Test date : 2016.09.20
Test Mode : Mode 2 SISO B: Transmit (802.11ac-20BW-7.2Mbps)

Cable loss=1dB		Average Power									
Channel No.	Frequency (MHz)	Data Rate (Mbps)									Required Limit
		VTH0	VTH1	VTH2	VTH3	VTH4	VTH5	VTH6	VTH7	VTH8	
		Measurement Level (dBm)									
144 (Band3)	5720	19.14	19.05	18.94	18.86	18.75	18.62	18.58	18.49	18.33	<24dBm
144 (Band4)	5720	11.64	11.58	11.46	11.37	11.28	11.15	11.01	10.99	10.87	<30dBm

Maximum conducted output power Measurement:

Channel No	Frequency Range (MHz)	99% Bandwidth (MHz)	Output Power (dBm)	Duty Factor (dB)	Total Output Power (dBm)	Output Power Limit		Result
						(dBm)	dBm+10log(BW)	
144(Band3)	5720	14.808	19.14	0.10	19.24	24	22.70	Pass
144(Band4)	5720	--	11.64	0.10	11.74	30	--	Pass

Note: Power Output Value =Reading value on average power meter + Cable loss + Duty Factor

99% Occupied Bandwidth:

Channel 144

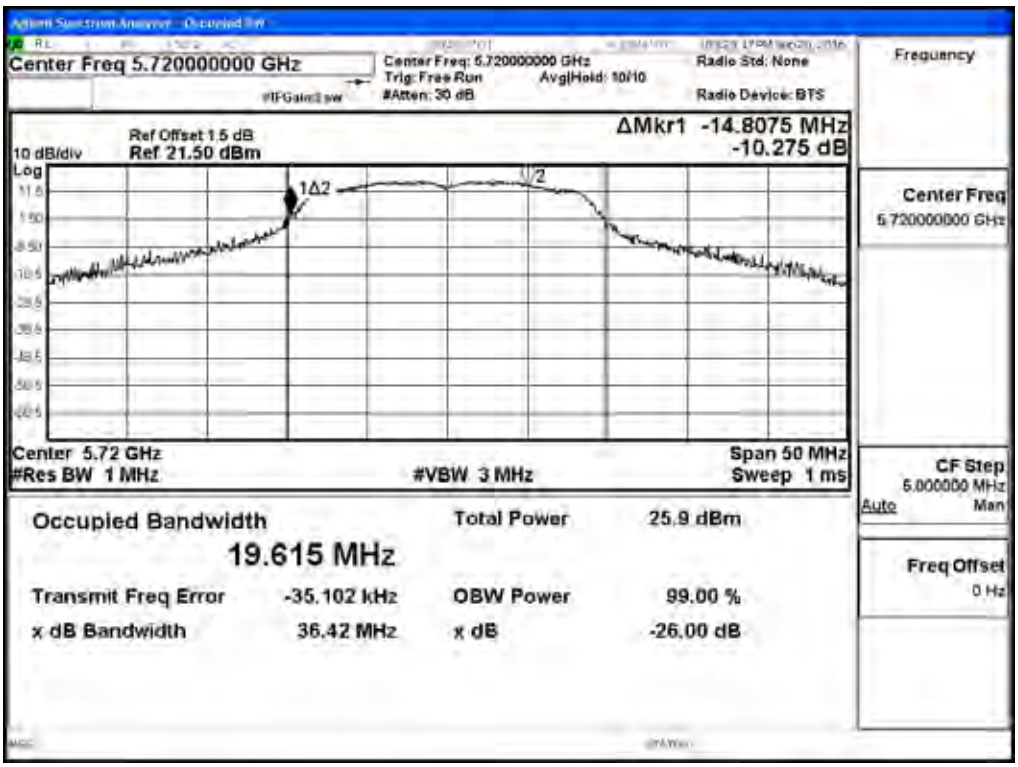

Maximum conducted output power:

Channel 144 (Band3)

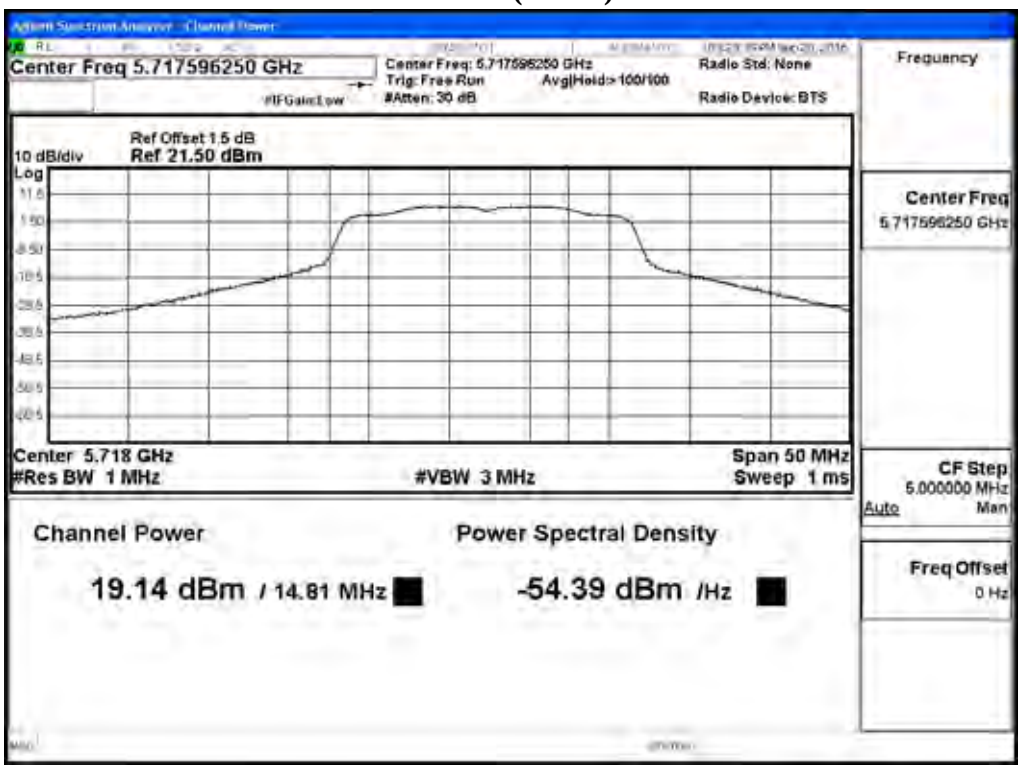

Channel 144 (Band4)

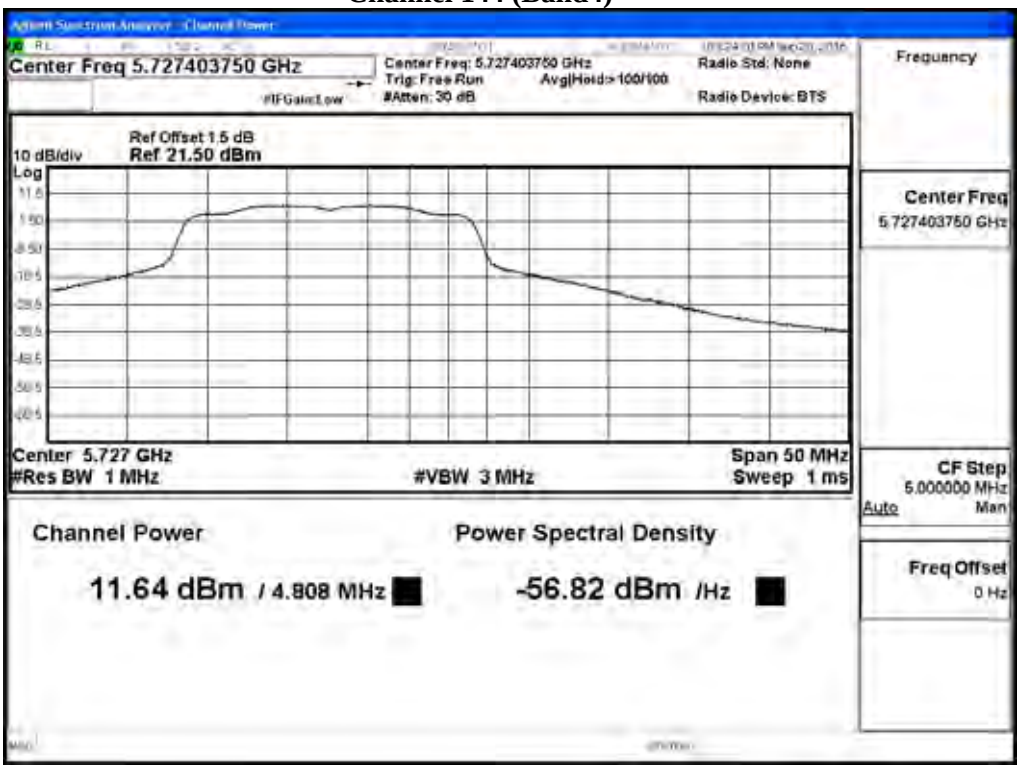

Product : Intel® Dual Band Wireless-AC 8265
Test Item : Maximum conducted output power
Test Site : No.3 OATS
Test date : 2016.09.20
Test Mode : Mode 2 SISO B: Transmit (802.11ac-40BW-15Mbps)

Cable loss=1dB		Average Power									
Channel No	Frequency (MHz)	Data Rate (Mbps)									Required Limit
		VTH0	VTH1	VTH2	VTH3	VTH4	VTH5	VTH6	VTH7	VTH8	
142F(Band3)	5710	19.55	19.48	19.36	19.24	19.16	19.07	18.97	18.89	18.75	<24dBm
142F(Band4)	5710	7.59	7.52	7.48	7.36	7.25	7.16	7.08	6.95	6.86	<30dBm

Maximum conducted output power Measurement:

Channel No	Frequency Range (MHz)	99% Bandwidth (MHz)	Output Power (dBm)	Duty Factor (dB)	Total Output Power (dBm)	Output Power Limit		Result
						(dBm)	dBm+10log(BW)	
142F(Band3)	5710	33.538	19.55	0.08	19.63	24	26.26	Pass
142F(Band4)	5710	--	7.59	0.08	7.67	30	--	Pass

Note: Power Output Value =Reading value on average power meter + Cable loss + Duty Factor

99% Occupied Bandwidth:

Channel 142

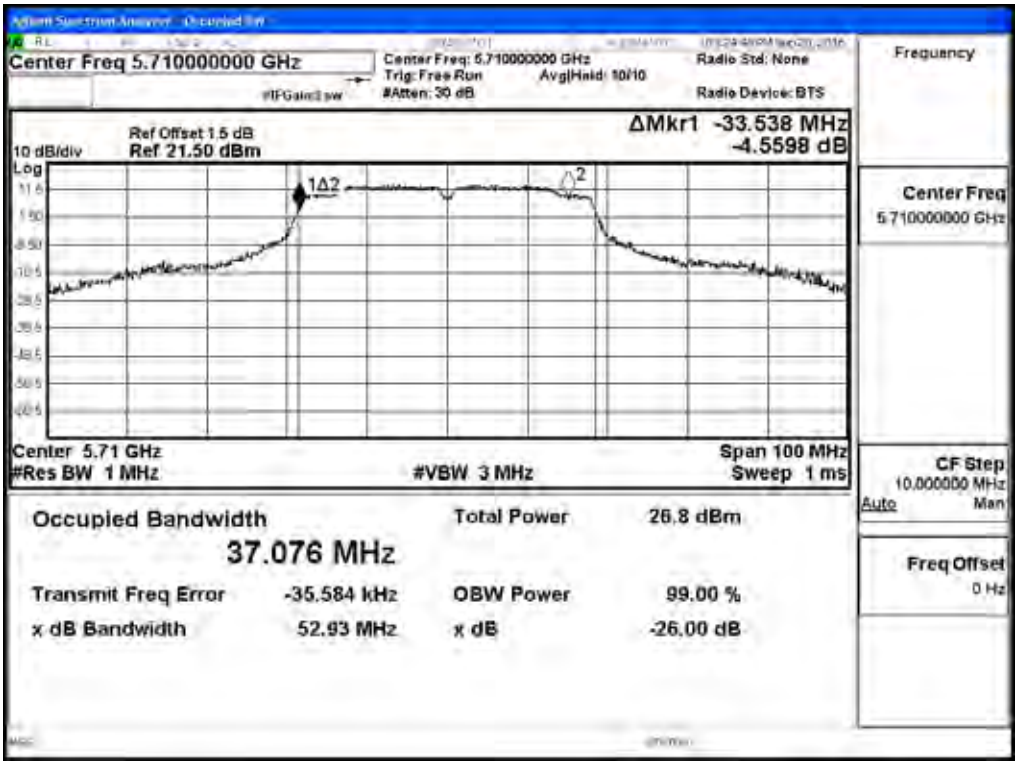

Maximum conducted output power:

Channel 142 (Band3)

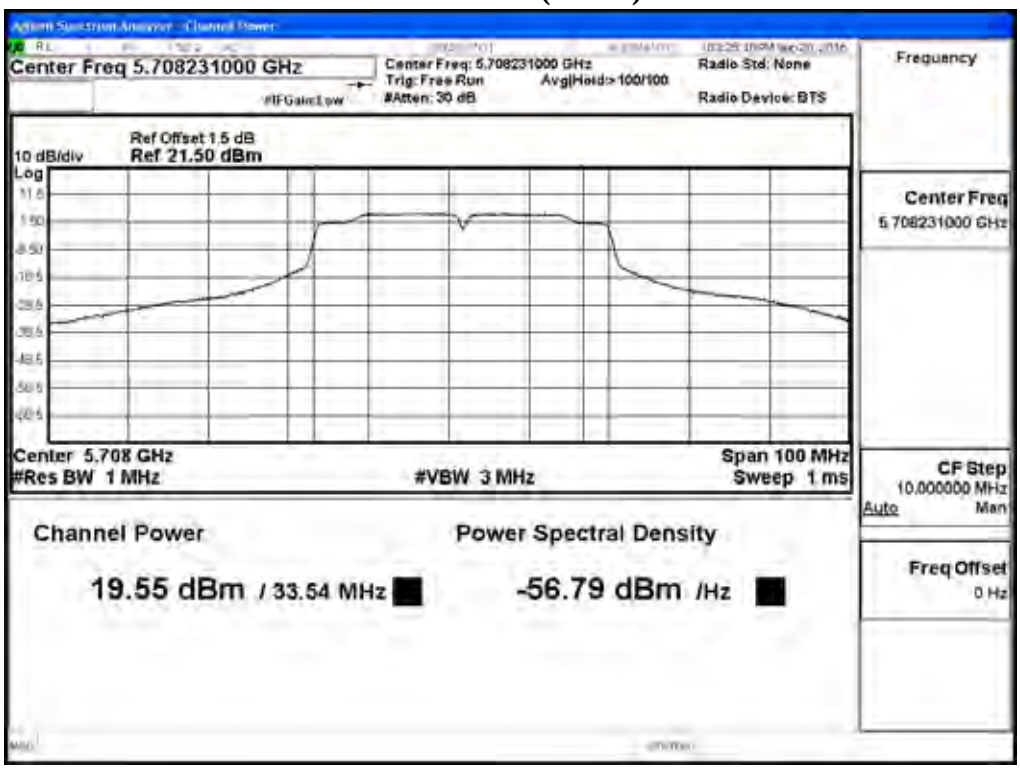

Channel 142 (Band4)

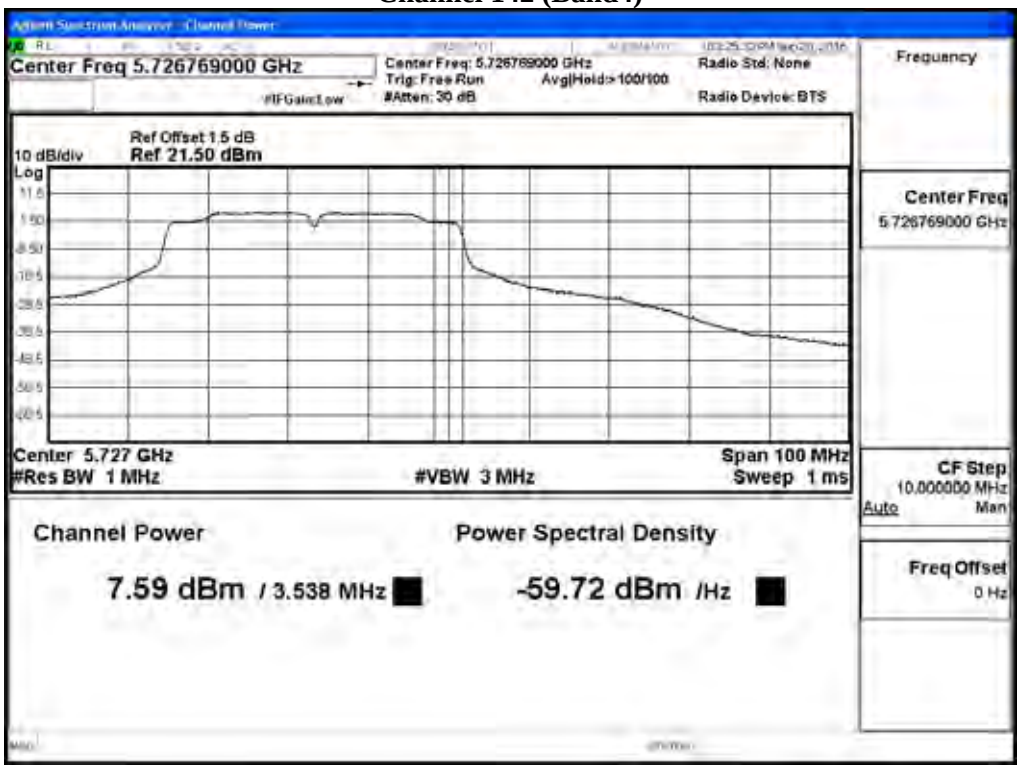

Product : Intel® Dual Band Wireless-AC 8265
Test Item : Maximum conducted output power
Test Site : No.3 OATS
Test date : 2016.09.20
Test Mode : Mode 2 SISO B: Transmit (802.11ac-80BW-32.5Mbps)

Cable loss=1dB		Average Power										
Channel No	Frequency (MHz)	Data Rate (Mbps)										Required Limit
		VTH0	VTH1	VTH2	VTH3	VTH4	VTH5	VTH6	VTH7	VTH8	VTH9	
42	5210	13.73	13.62	13.54	13.48	13.33	13.24	13.15	13.05	12.94	12.88	<24dBm
58	5290	11.58	11.47	11.39	11.25	11.16	11.05	10.94	10.84	10.72	10.63	<24dBm
106	5530	14.64	14.53	14.48	14.36	14.22	14.15	14.06	13.92	13.86	13.77	<24dBm
122	5610	18.52	18.44	18.32	18.21	18.13	18.02	17.91	17.88	17.75	17.63	<24dBm
138(Band3)	5690	19.37	19.25	19.16	19.04	18.97	18.86	18.74	18.65	18.59	18.43	<24dBm
138(Band4)	5690	3.05	2.99	2.87	2.76	2.62	2.54	2.43	2.31	2.22	2.16	<30dBm
155	5775	17.37	17.26	17.18	17.02	16.97	16.86	16.74	16.63	16.54	16.43	<30dBm

Maximum conducted output power Measurement:

Channel No	Frequency Range (MHz)	99% Bandwidth (MHz)	Output Power (dBm)	Duty Factor (dB)	Total Output Power (dBm)	Output Power Limit		Result
						(dBm)	dBm+10log(BW)	
42	5210	75.030	13.73	0.08	13.81	24	29.75	Pass
58	5290	75.013	11.58	0.08	11.66	24	29.75	Pass
106	5530	75.057	14.64	0.08	14.72	24	29.75	Pass
122	5610	75.122	18.52	0.08	18.60	24	29.76	Pass
138(Band3)	5690	72.746	19.37	0.08	19.45	24	29.62	Pass
138(Band4)	5690	--	3.05	0.08	3.13	30	--	Pass
155	5775	--	17.37	0.08	17.45	30	--	Pass

Note: Power Output Value =Reading value on average power meter + Cable loss + Duty Factor

99% Occupied Bandwidth:

Channel 42

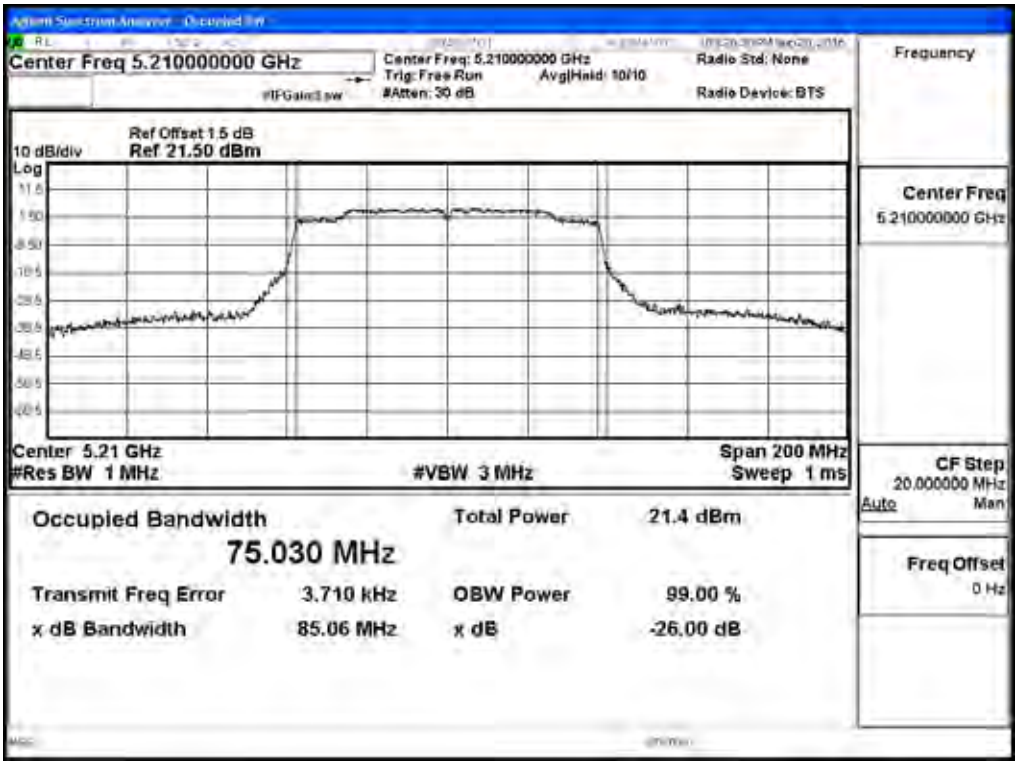

Channel 58

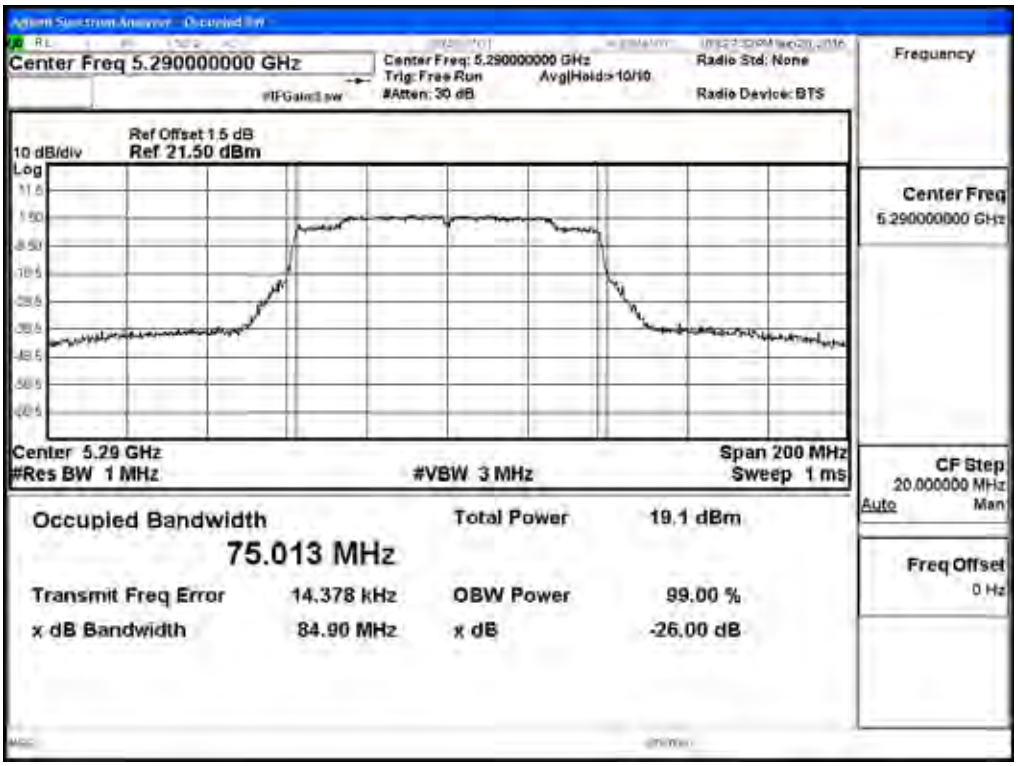

Channel 106

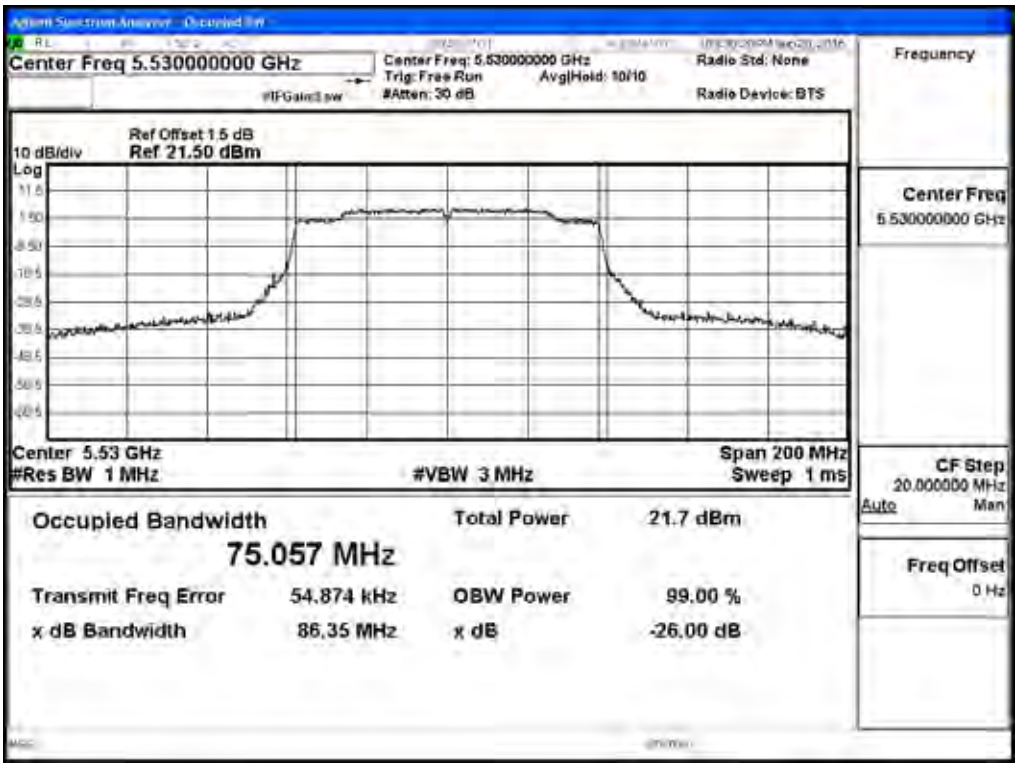

Channel 122

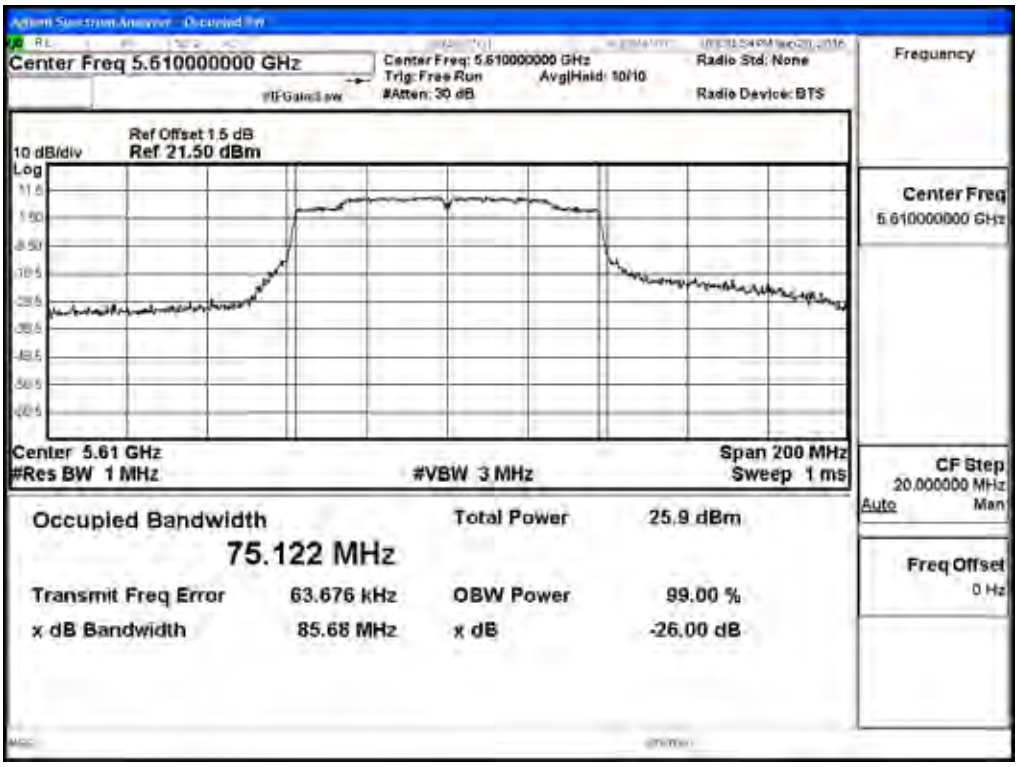

Channel 138

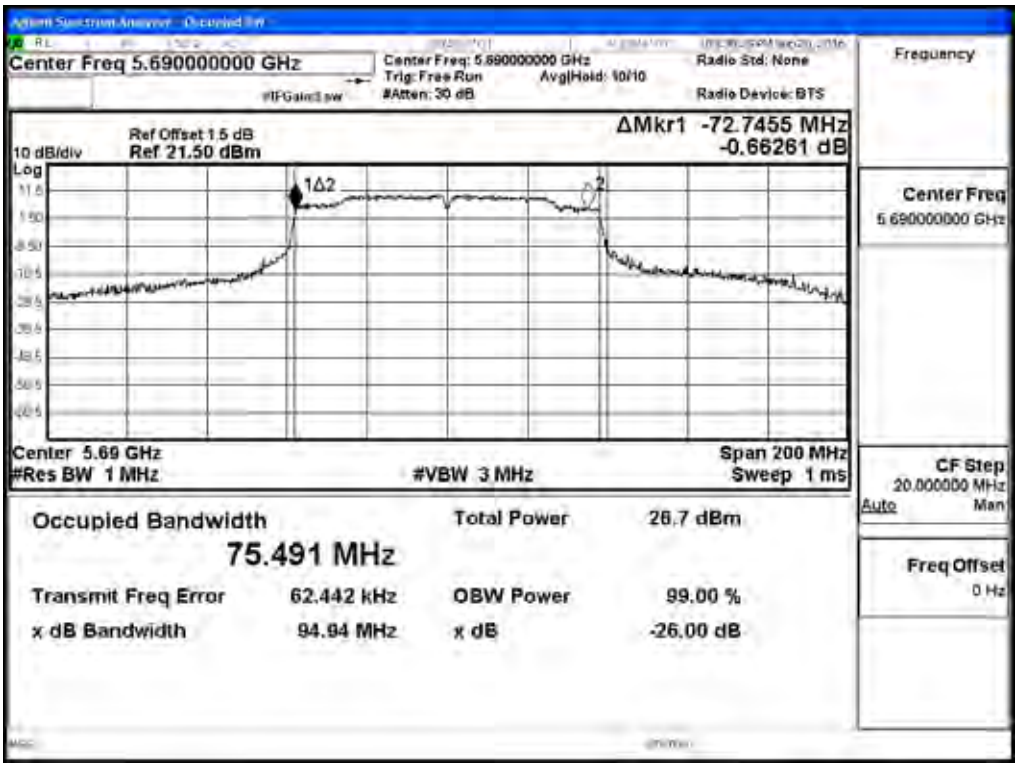

Channel 155

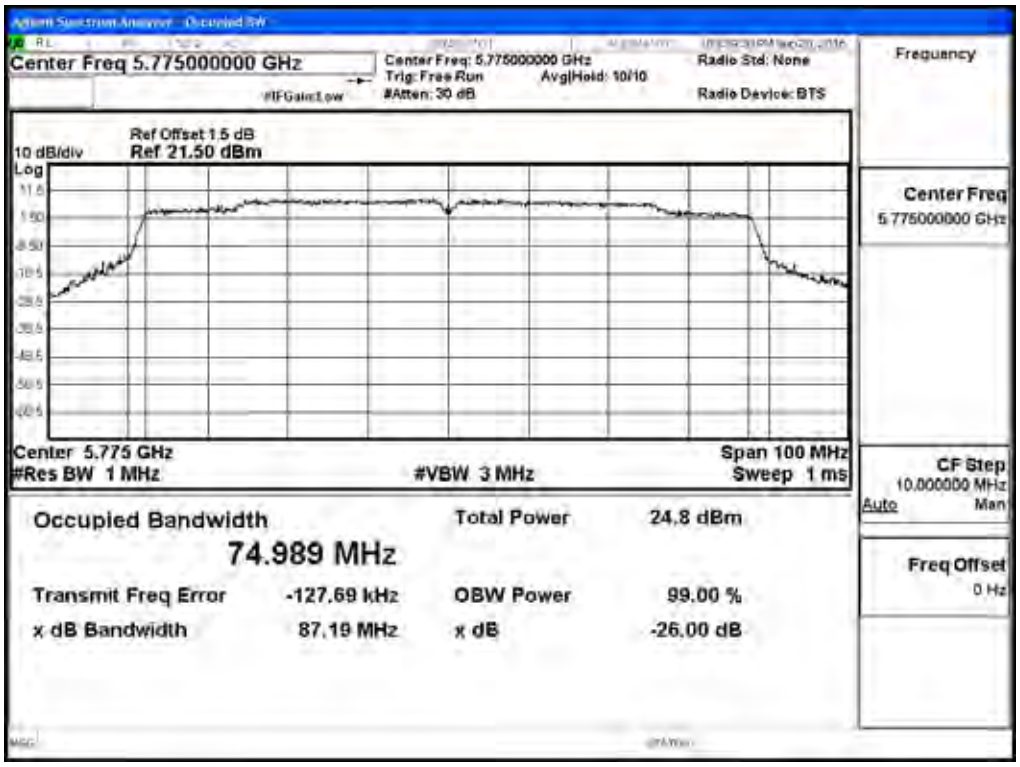

Maximum conducted output power:

Channel 42

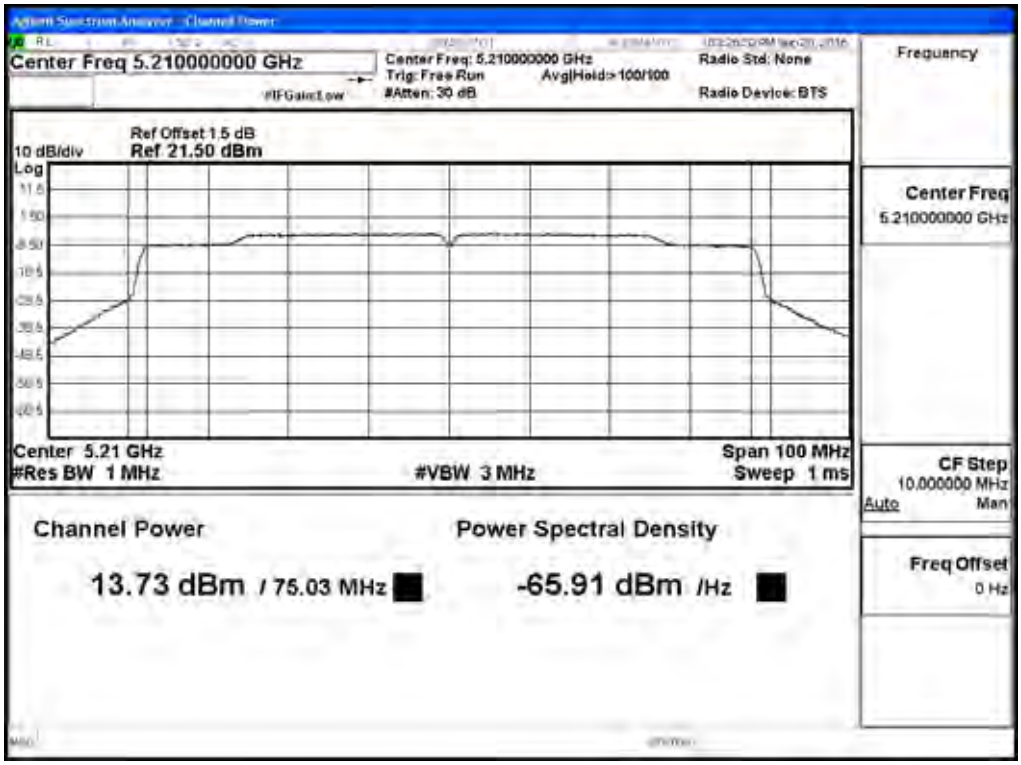

Maximum conducted output power:

Channel 58

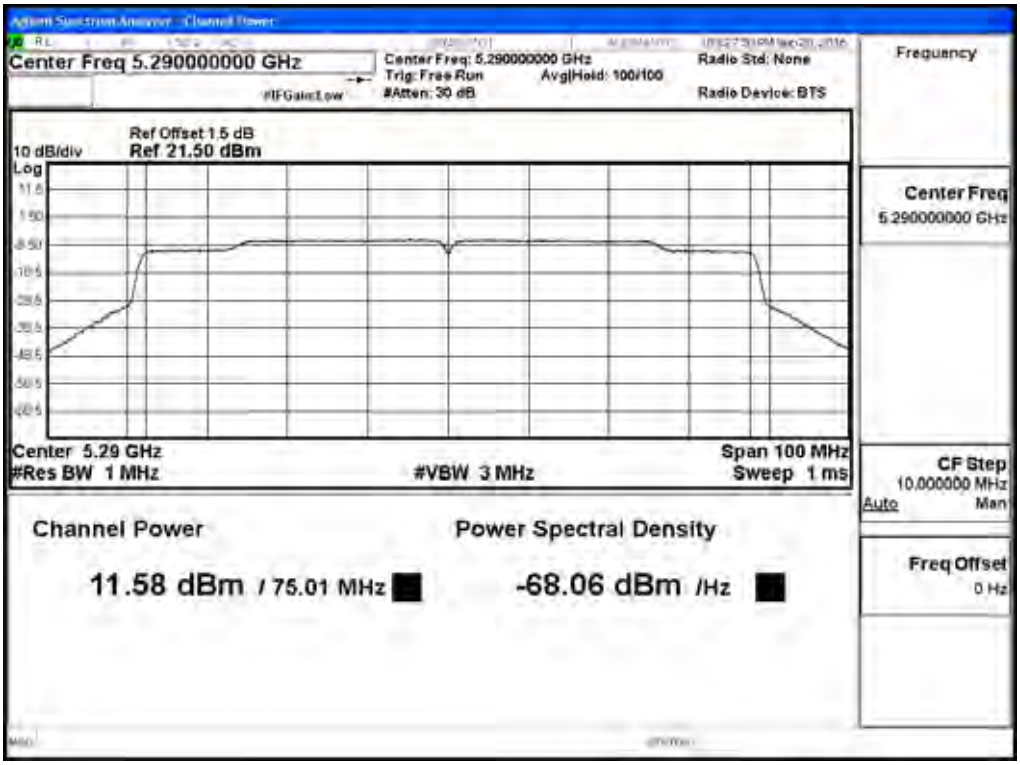

Maximum conducted output power:

Channel 106

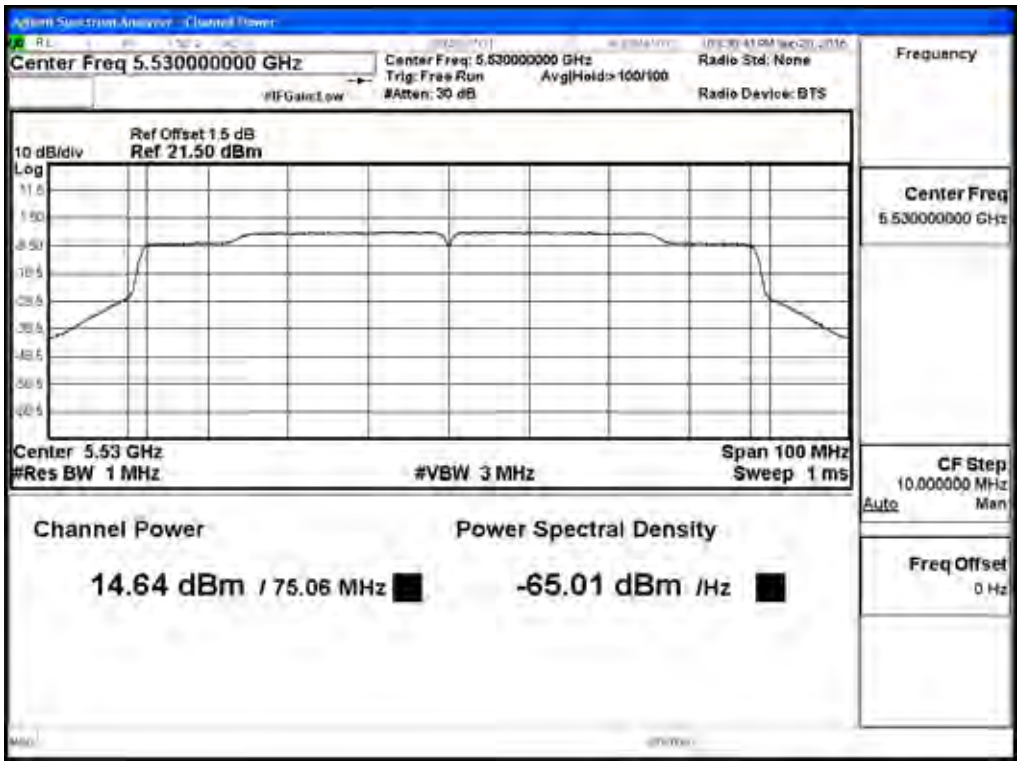

Maximum conducted output power:

Channel 122

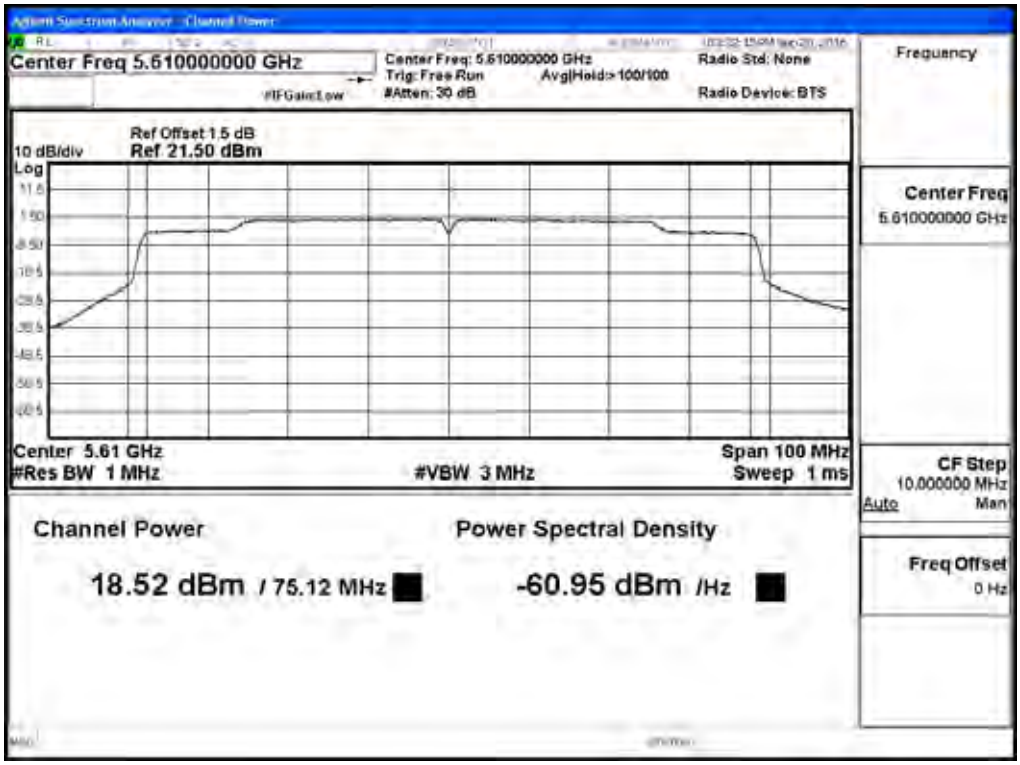

Maximum conducted output power:

Channel 138 (Band3)

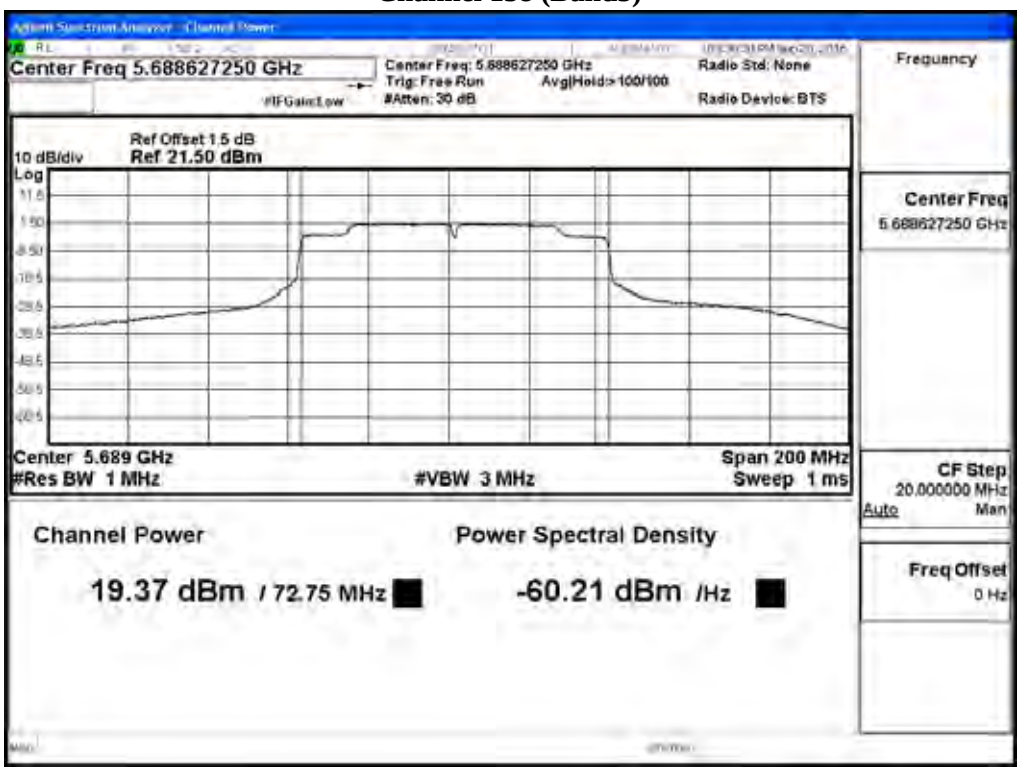

Maximum conducted output power:

Channel 138 (Band4)

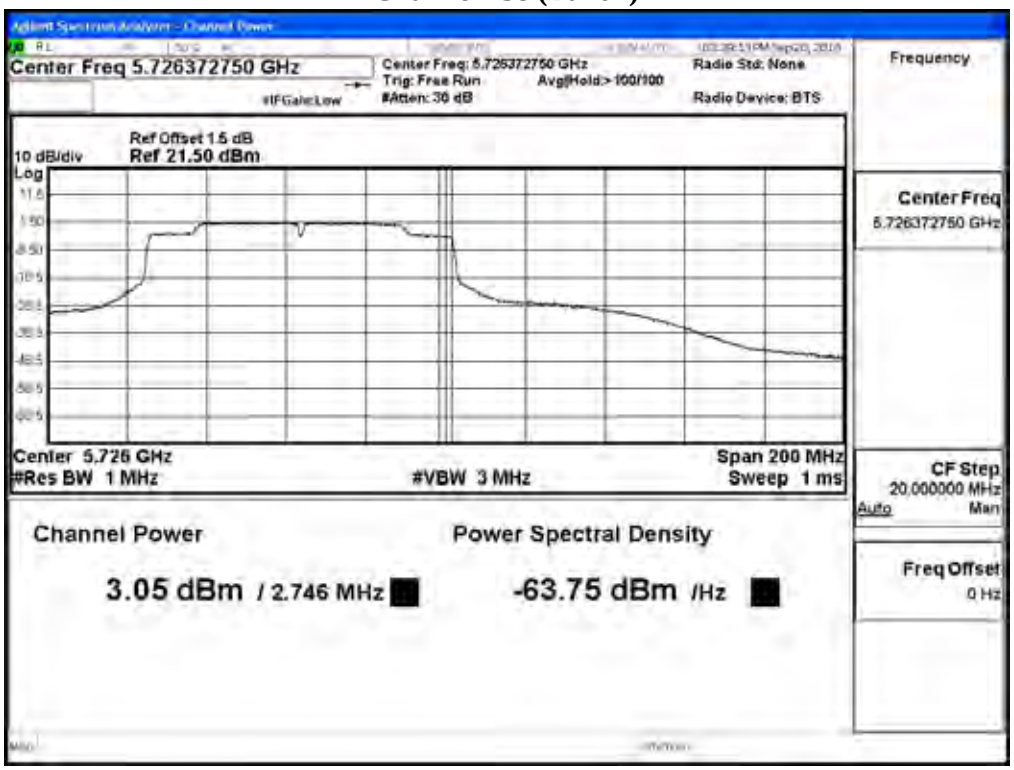

Maximum conducted output power:

Channel 155

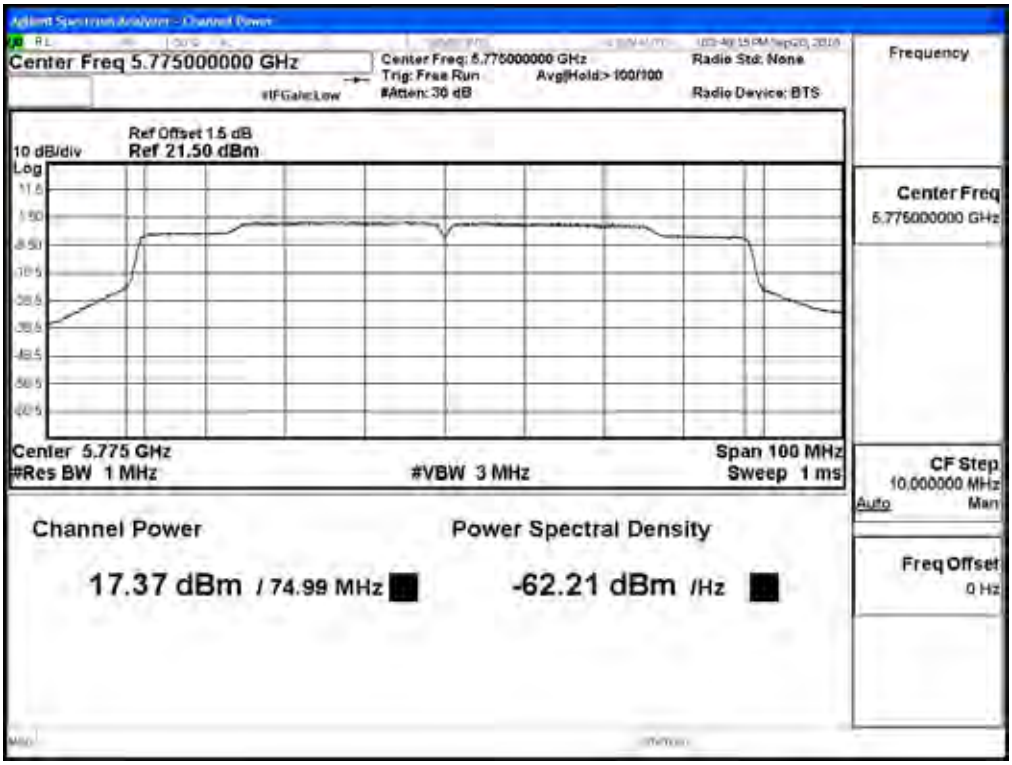

Product : Intel® Dual Band Wireless-AC 8265
Test Item : Maximum conducted output power
Test Site : No.3 OATS
Test date : 2016.09.20
Test Mode : Mode 3 MIMO: Transmit (802.11n-20BW 14.4Mbps)

Chain A

Cable loss=1dB		Average Power								
Channel No.	Frequency (MHz)	Data Rate (Mbps)								Required Limit
		14.4	28.9	43.3	57.8	86.7	115.6	130	144.4	
		Measurement Level (dBm)								
36	5180	16.16	--	--	--	--	--	--	--	<24dBm
40	5200	18.16	18.06	17.94	17.88	17.77	17.62	17.51	17.46	<24dBm
48	5240	17.97	--	--	--	--	--	--	--	<24dBm
52	5260	18.78	--	--	--	--	--	--	--	<24dBm
60	5300	18.43	18.35	18.26	18.15	18.04	17.92	17.84	17.76	<24dBm
64	5320	15.24	--	--	--	--	--	--	--	<24dBm
100	5500	16.16	--	--	--	--	--	--	--	<24dBm
120	5600	18.53	18.46	18.34	18.26	18.11	18.06	17.98	17.81	<24dBm
140	5700	13.96	--	--	--	--	--	--	--	<24dBm
149	5745	20.01	--	--	--	--	--	--	--	<30dBm
157	5785	19.91	19.85	19.76	19.64	19.51	19.49	19.36	19.22	<30dBm
165	5825	19.96	--	--	--	--	--	--	--	<30dBm

Chain B

Cable loss=1dB		Average Power								
Channel No.	Frequency (MHz)	Data Rate (Mbps)								Required Limit
		14.4	28.9	43.3	57.8	86.7	115.6	130	144.4	
		Measurement Level (dBm)								
36	5180	16.67	--	--	--	--	--	--	--	<24dBm
40	5200	18.26	18.11	18.05	17.98	17.84	17.72	17.64	17.58	<24dBm
48	5240	18.12	--	--	--	--	--	--	--	<24dBm
52	5260	19.04	--	--	--	--	--	--	--	<24dBm
60	5300	18.75	18.66	18.59	18.45	18.37	18.25	18.16	18.11	<24dBm
64	5320	15.77	--	--	--	--	--	--	--	<24dBm
100	5500	16.55	--	--	--	--	--	--	--	<24dBm
120	5600	19.01	18.93	18.84	18.79	18.65	18.52	18.49	18.35	<24dBm
140	5700	14.33	--	--	--	--	--	--	--	<24dBm
149	5745	20.27	--	--	--	--	--	--	--	<30dBm
157	5785	20.53	20.48	20.34	20.24	20.16	20.05	19.94	19.82	<30dBm
165	5825	20.21	--	--	--	--	--	--	--	<30dBm

Maximum conducted output power Measurement:

Channel No	Frequency Range (MHz)	99% Bandwidth (MHz)	Chain A Power (dBm)	Chain B Power (dBm)	Duty Factor (dB)	Total Output Power (dBm)	Output Power Limit	
							(dBm)	dBm+10log(BW)
36	5180	--	16.16	16.67	0.11	19.54	24	--
40	5200	--	18.16	18.26	0.11	21.33	24	--
48	5240	--	17.97	18.12	0.11	21.17	24	--
52	5260	19.078	18.78	19.04	0.11	22.03	24	23.81
60	5300	18.846	18.43	18.75	0.11	21.71	24	23.75
64	5320	18.537	15.24	15.77	0.11	18.63	24	23.68
100	5500	18.496	16.16	16.55	0.11	19.48	24	23.67
120	5600	18.675	18.53	19.01	0.11	21.90	24	23.71
140	5700	18.486	13.96	14.33	0.11	17.27	24	23.67
149	5745	--	20.01	20.27	0.11	23.26	30	--
157	5785	--	19.91	20.53	0.11	23.35	30	--
165	5825	--	19.96	20.21	0.11	23.21	30	--

Note:

1. Power Output Value =Reading value on average power meter + Cable loss + Duty Factor
2. Output Power (dBm) = 10LOG (Chain A Power (mW)+ Chain B Power (mW))
3. 99% Bandwidth is the bandwidth of chain A or chain B whichever is less bandwidth, output power limitation is more stringent.

99% Occupied Bandwidth:

Channel 52 -Chain A

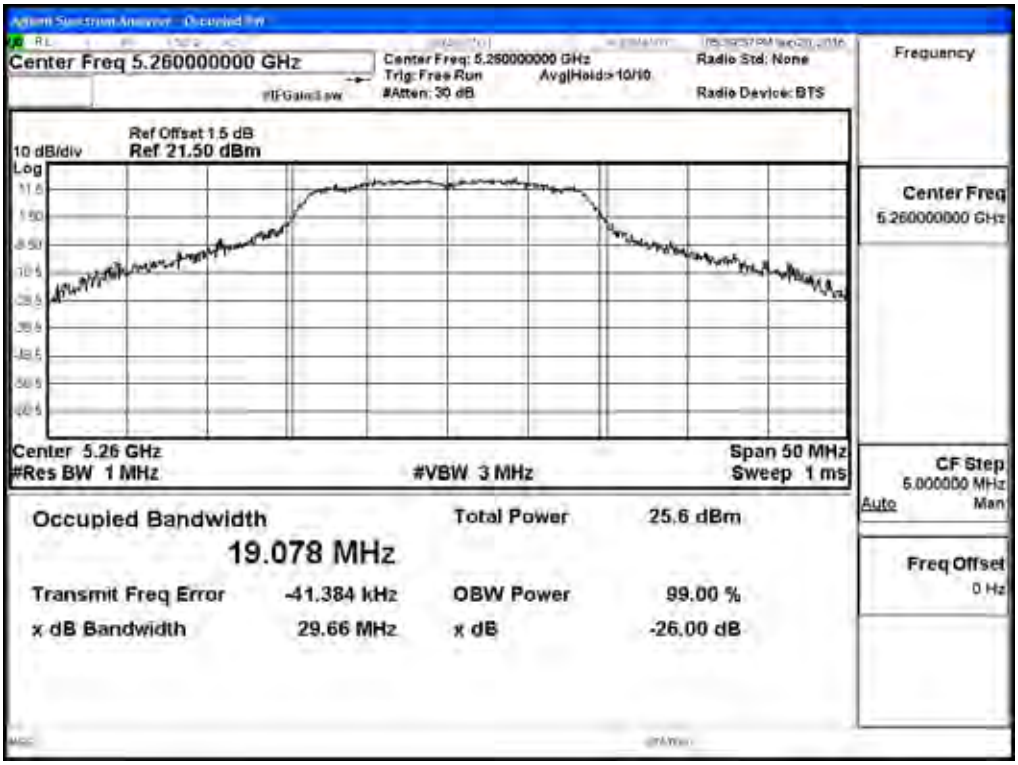

Channel 60 -Chain A

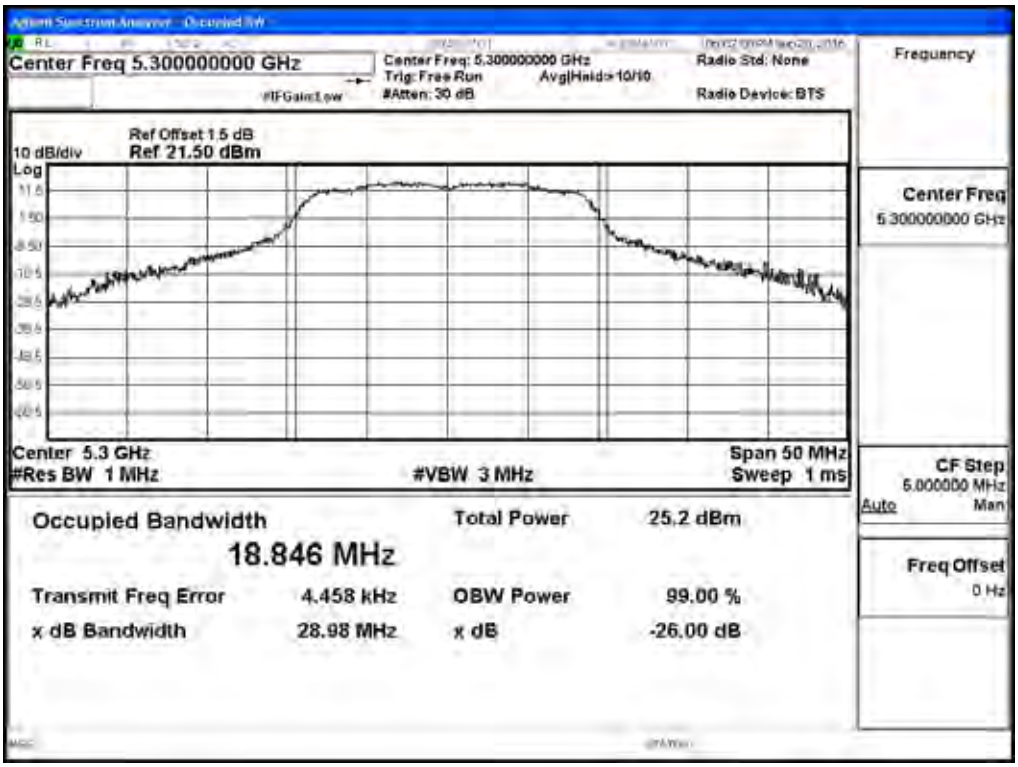

Channel 64 -Chain A

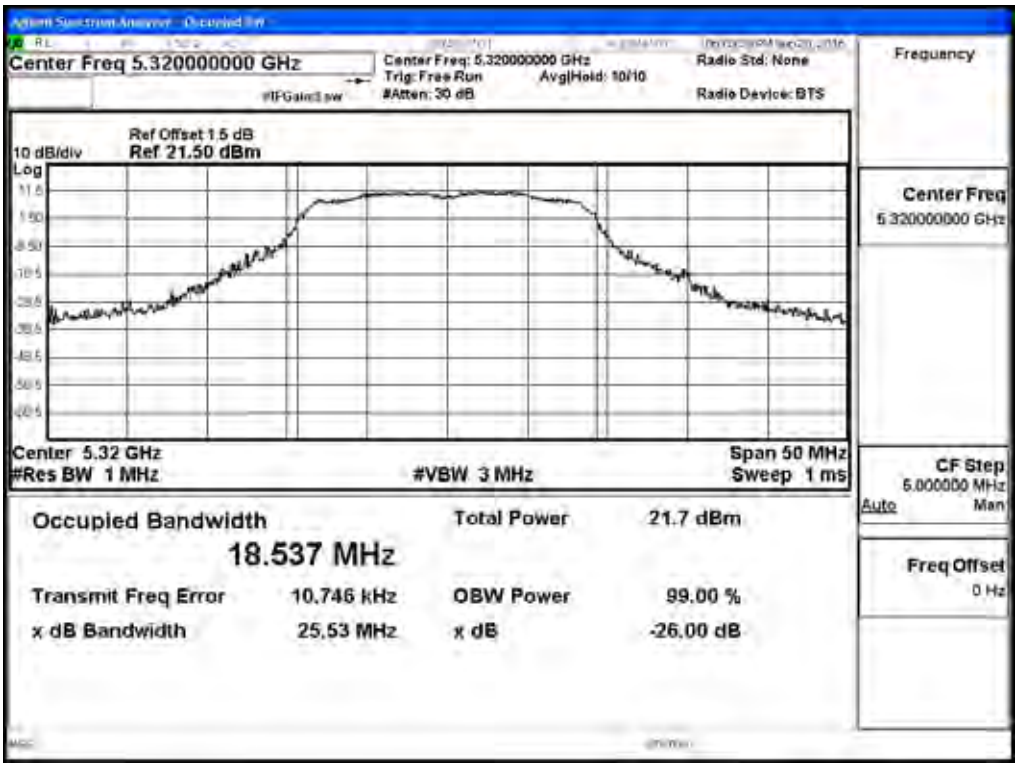

Channel 100 -Chain A

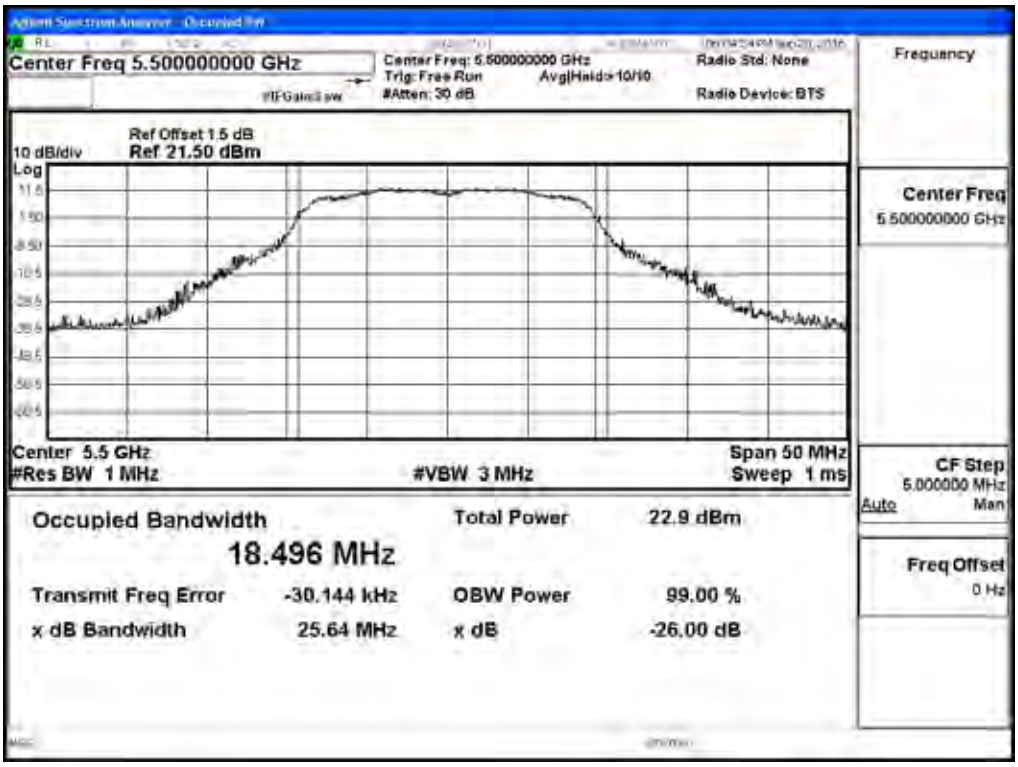

Channel 120 -Chain A

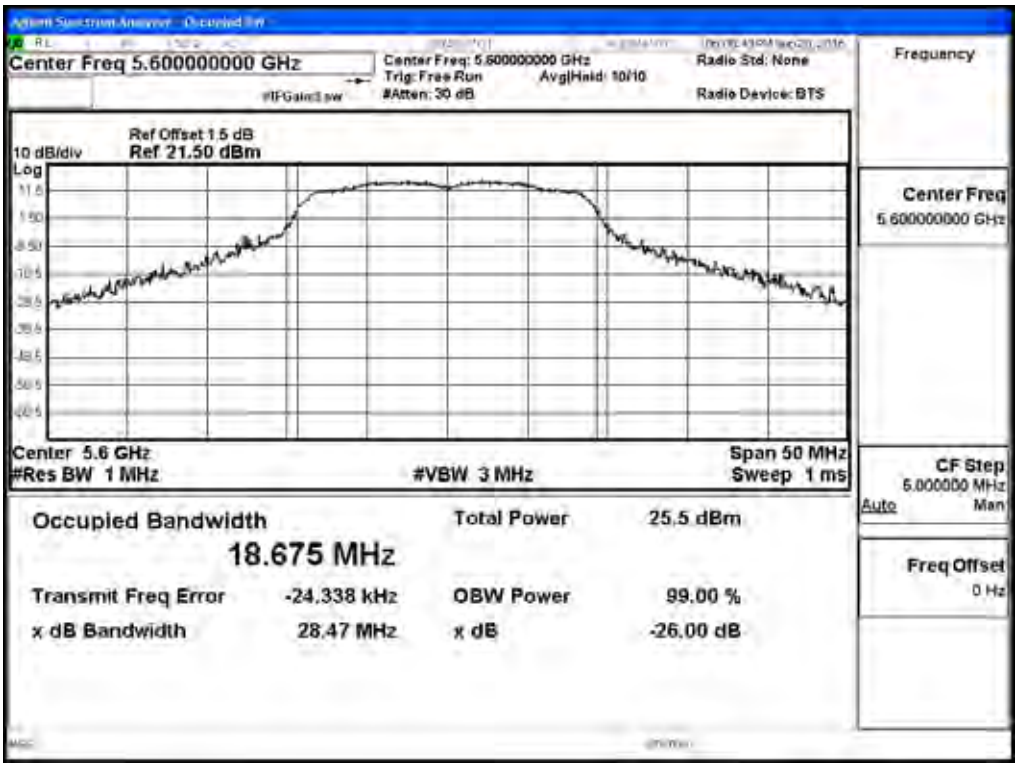

Channel 140 -Chain A

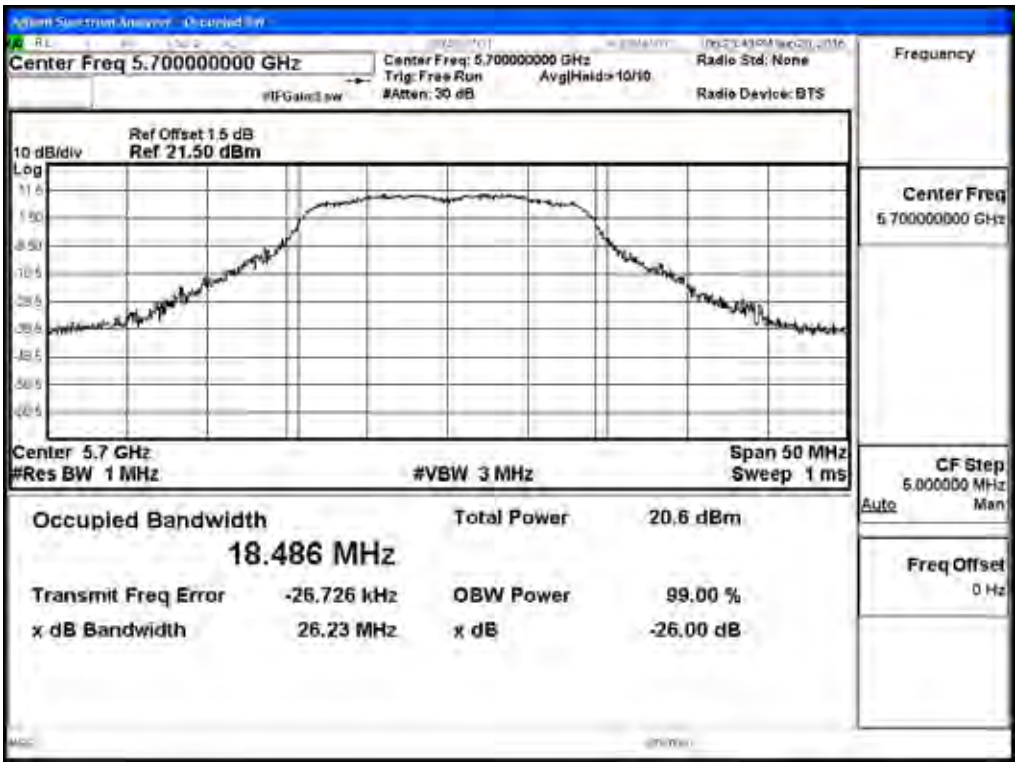

99% Occupied Bandwidth:

Channel 52 -Chain B

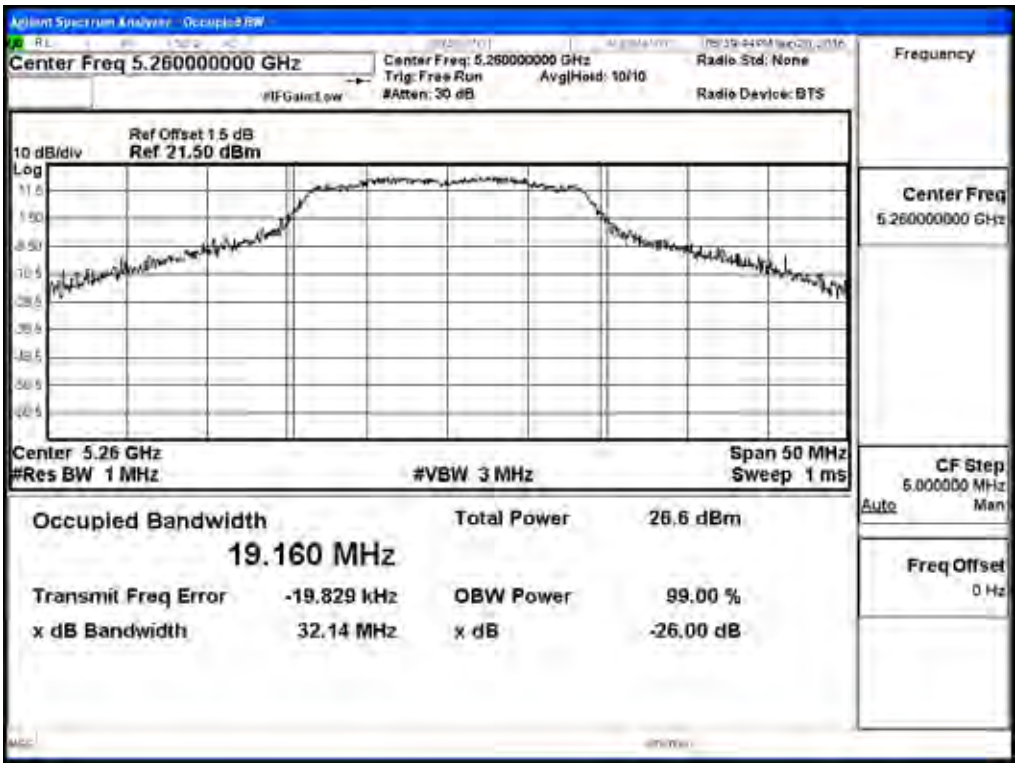

Channel 60 -Chain B

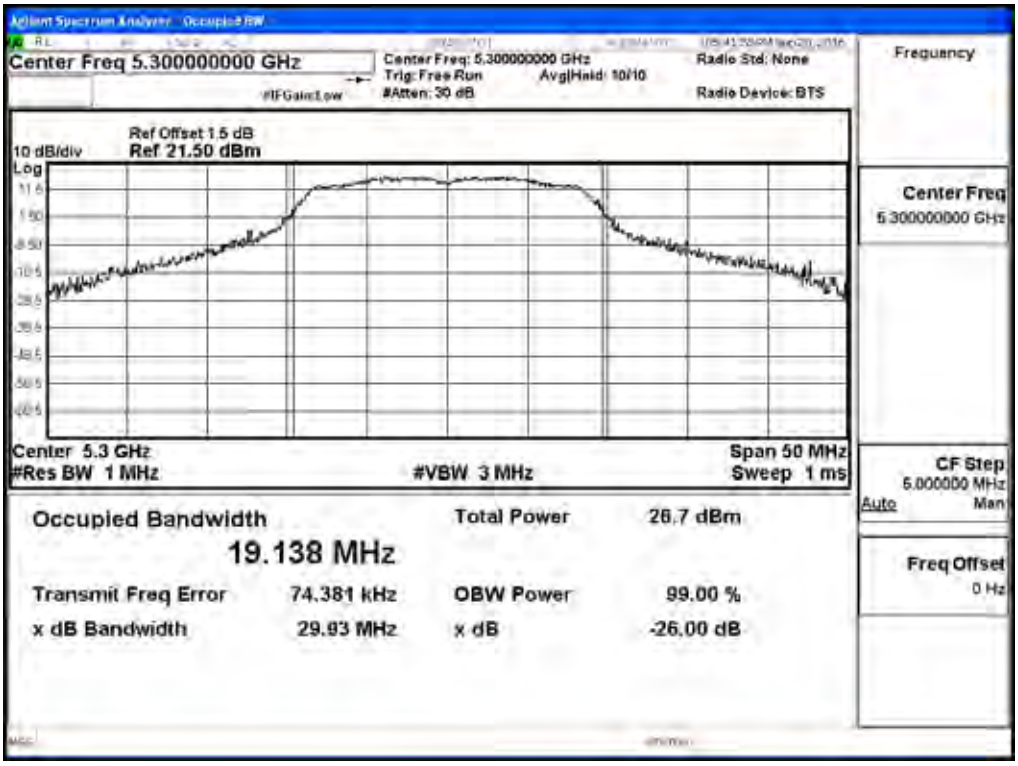

Channel 64 -Chain B

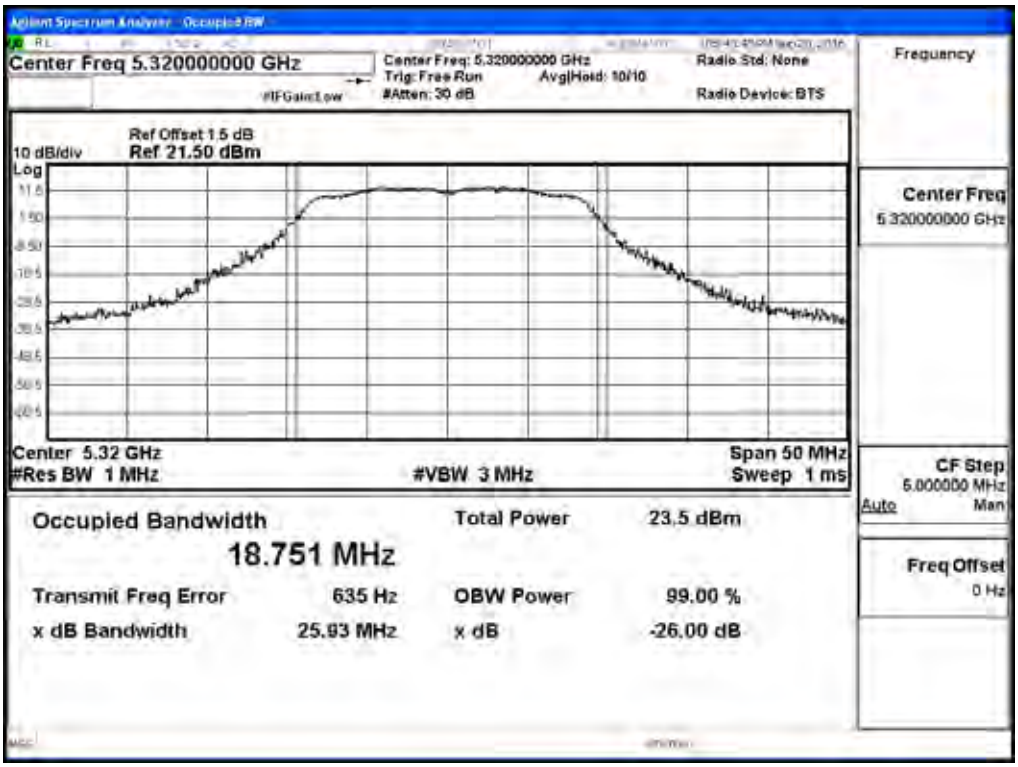

Channel 100 -Chain B

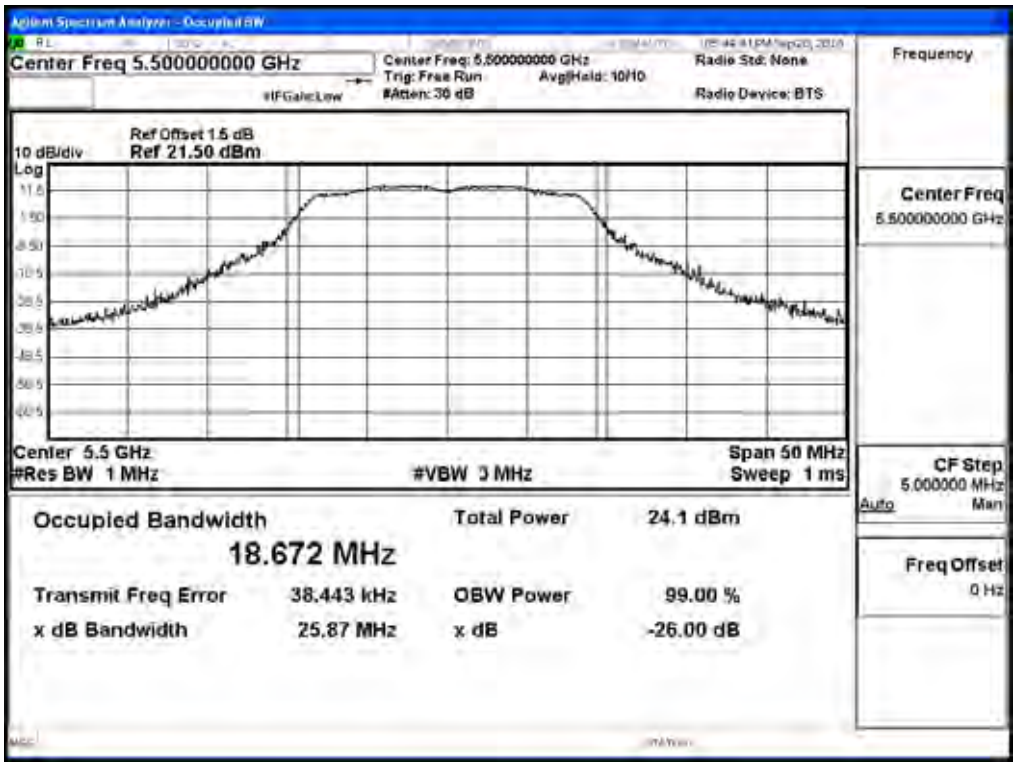

Channel 120 -Chain B

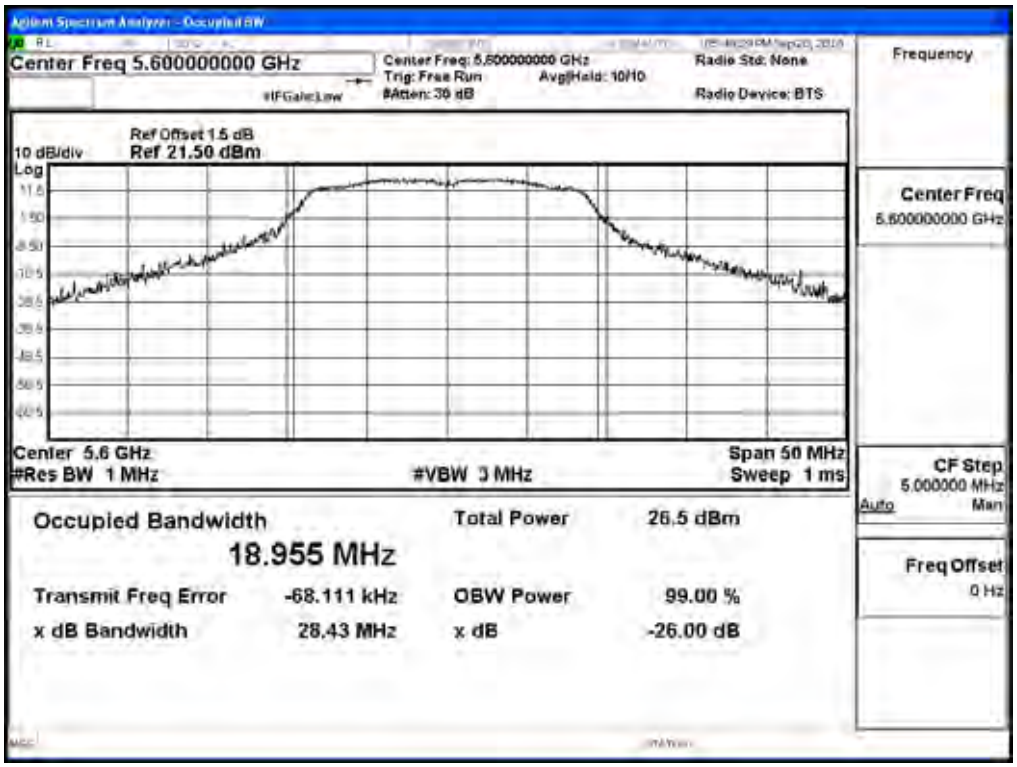

Channel 140 -Chain B

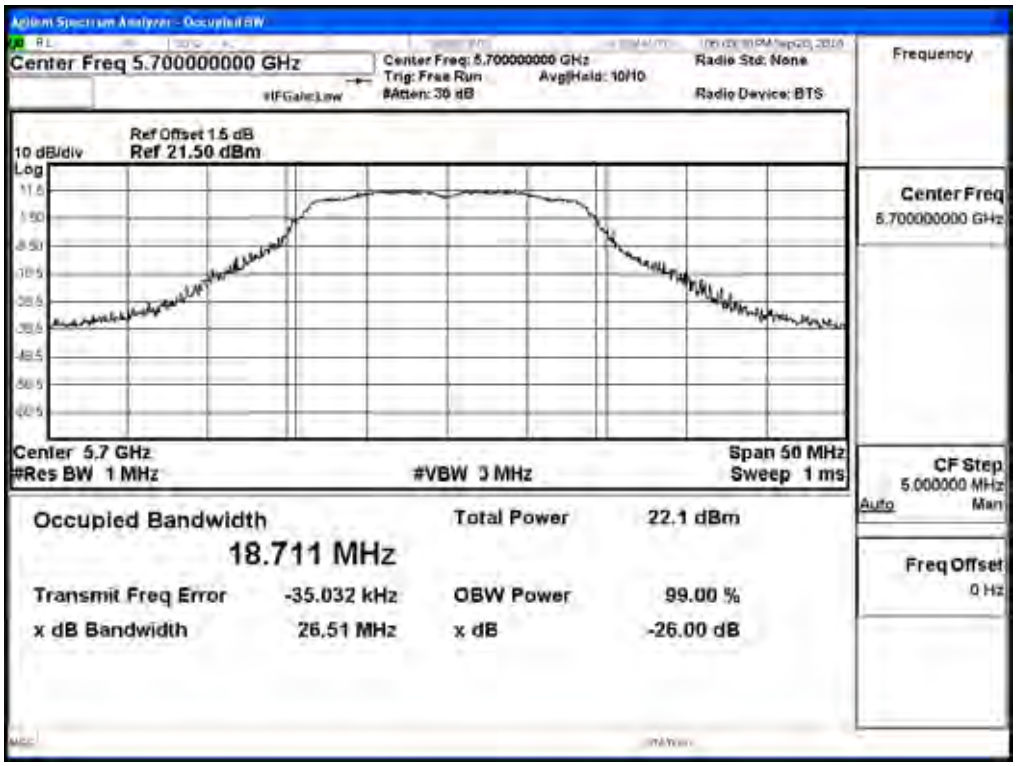

Product : Intel® Dual Band Wireless-AC 8265
Test Item : Maximum conducted output power
Test Site : No.3 OATS
Test date : 2016.09.20
Test Mode : Mode 3 MIMO: Transmit (802.11n-40BW 30Mbps)

Chain A

Cable loss=1dB		Average Power								
Channel No.	Frequency (MHz)	Data Rate (Mbps)								Required Limit
		30	60	90	120	180	240	270	300	
		Measurement Level (dBm)								
38	5190	13.24	--	--	--	--	--	--	--	<24dBm
46	5230	18.08	17.99	17.88	17.72	17.64	17.52	17.45	17.36	<24dBm
54	5270	18.69	--	--	--	--	--	--	--	<24dBm
62	5310	11.56	11.41	11.32	11.25	11.11	11.03	10.96	10.84	<24dBm
102	5510	11.76	--	--	--	--	--	--	--	<24dBm
118	5590	20.32	20.26	20.14	20.06	19.91	19.85	19.77	19.63	<24dBm
134	5670	16.24	--	--	--	--	--	--	--	<24dBm
151	5755	19.96	--	--	--	--	--	--	--	<30dBm
159	5795	19.96	19.85	19.76	19.68	19.59	19.46	19.35	19.25	<30dBm

Chain B

Cable loss=1dB		Average Power								
Channel No.	Frequency (MHz)	Data Rate (Mbps)								Required Limit
		30	60	90	120	180	240	270	300	
		Measurement Level (dBm)								
38	5190	13.66	--	--	--	--	--	--	--	<24dBm
46	5230	18.48	18.36	18.24	18.16	18.05	17.96	17.86	17.74	<24dBm
54	5270	19.09	--	--	--	--	--	--	--	<24dBm
62	5310	11.81	11.73	11.64	11.59	11.46	11.35	11.25	11.14	<24dBm
102	5510	12.28	--	--	--	--	--	--	--	<24dBm
118	5590	20.46	20.35	20.24	20.18	20.09	20.01	19.92	19.86	<24dBm
134	5670	16.33	--	--	--	--	--	--	--	<24dBm
151	5755	20.03	--	--	--	--	--	--	--	<30dBm
159	5795	20.26	20.18	20.06	19.94	19.86	19.74	19.65	19.52	<30dBm

Maximum conducted output power Measurement:

Channel No	Frequency Range (MHz)	99% Bandwidth (MHz)	Chain A Power (dBm)	Chain B Power (dBm)	Duty Factor (dB)	Output Power (dBm)	Output Power Limit	
							(dBm)	dBm+10log(BW)
38	5190	--	13.24	13.66	0.12	16.59	24	--
46	5230	--	18.08	18.48	0.12	21.41	24	--
54	5270	36.391	18.69	19.09	0.12	22.02	24	26.61
62	5310	36.154	11.56	11.81	0.12	14.82	24	26.58
102	5510	36.275	11.76	12.28	0.12	15.16	24	26.60
118	5590	36.923	20.32	20.46	0.12	23.52	24	26.67
134	5670	36.315	16.24	16.33	0.12	19.42	24	26.60
151	5755	--	19.96	20.03	0.12	23.13	30	--
159	5795	--	19.96	20.26	0.12	23.24	30	--

Note:

1. Power Output Value =Reading value on average power meter + Cable loss + Duty Factor
2. Output Power (dBm) = 10LOG (Chain A Power (mW)+ Chain B Power (mW))
3. 99% Bandwidth is the bandwidth of chain A or chain B whichever is less bandwidth, output power limitation is more stringent.

99% Occupied Bandwidth:

Channel 54 – Chain A

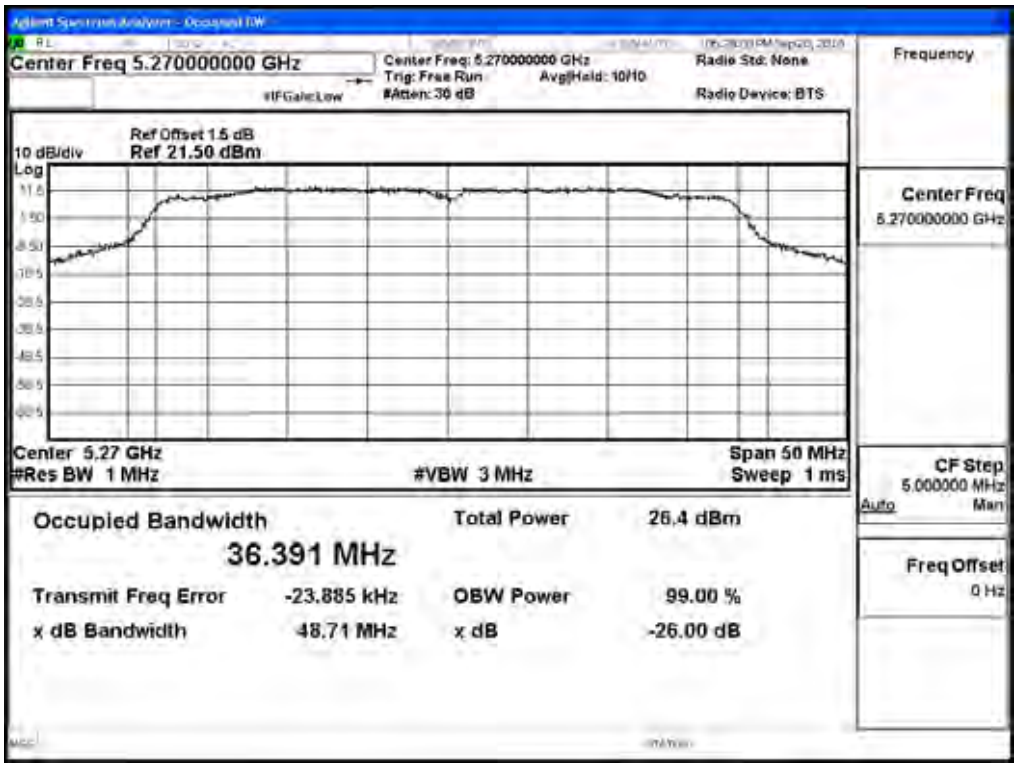

Channel 62 – Chain A

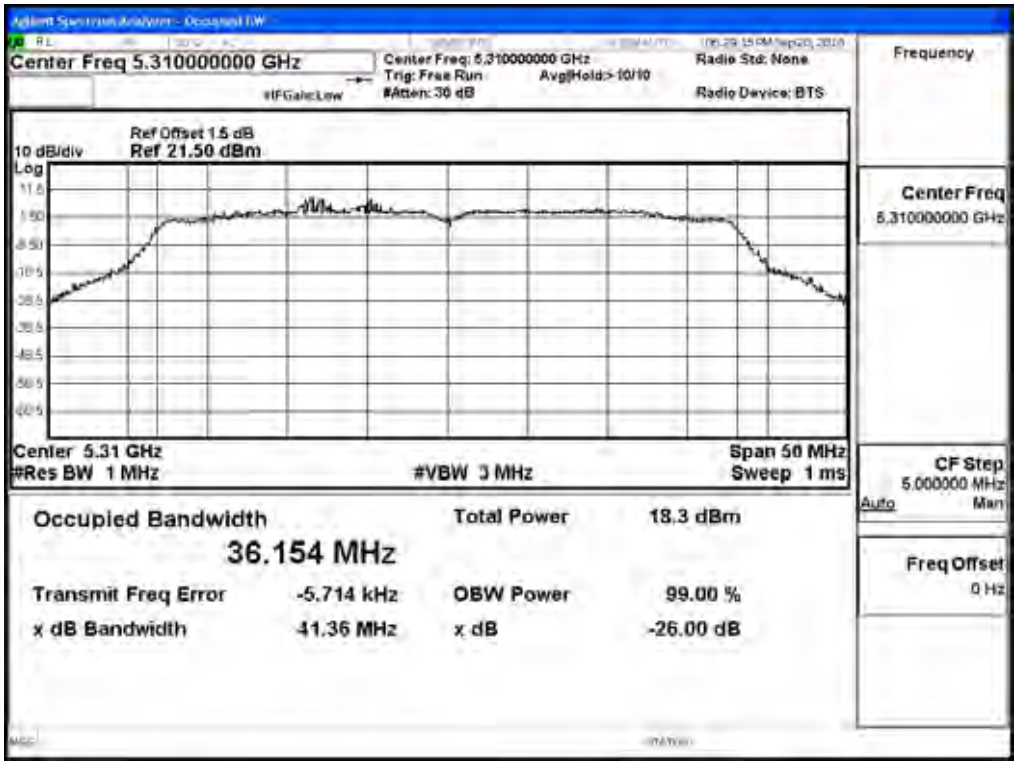

Channel 102 – Chain A

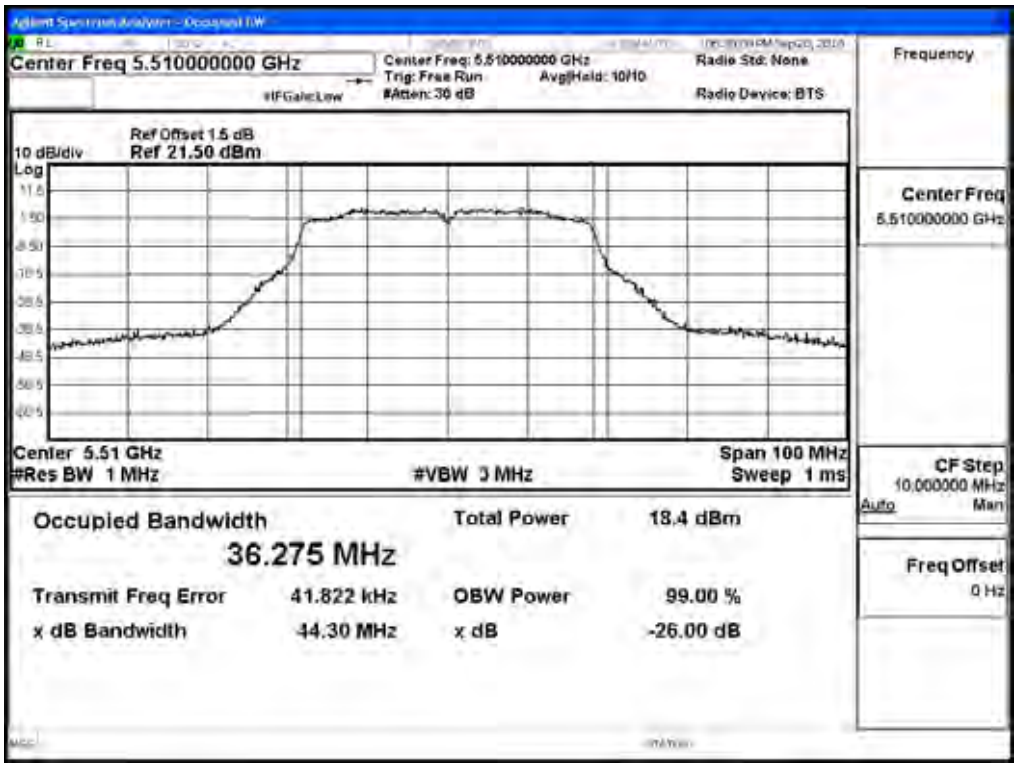

Channel 118 – Chain A

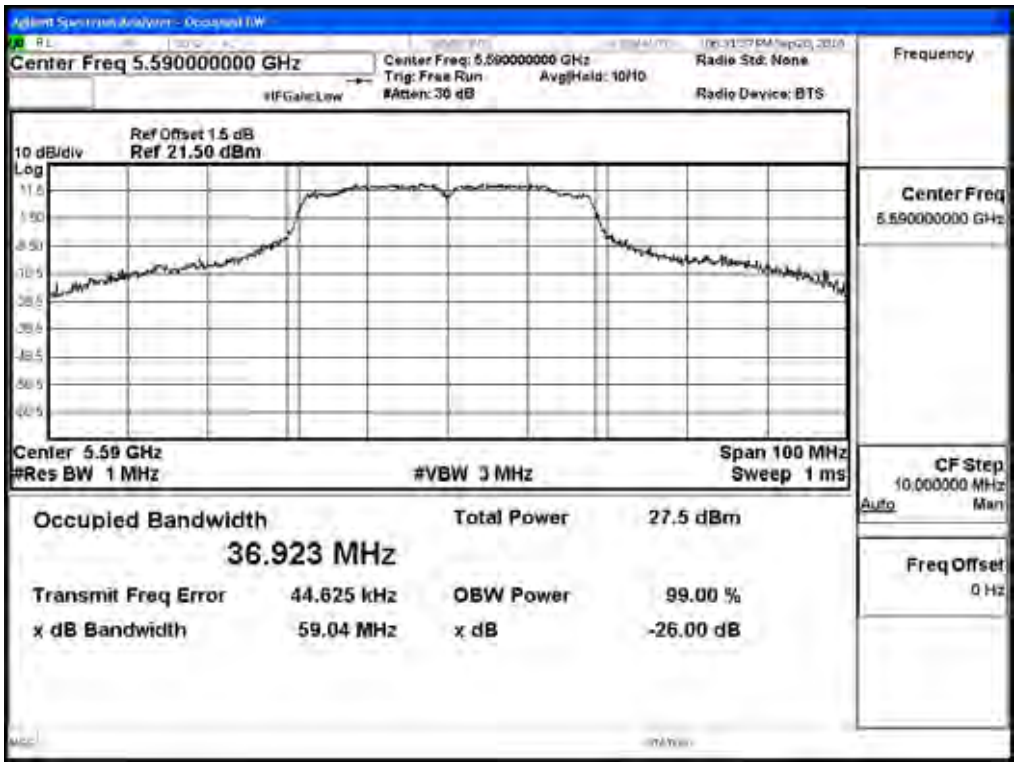

Channel 134 – Chain A

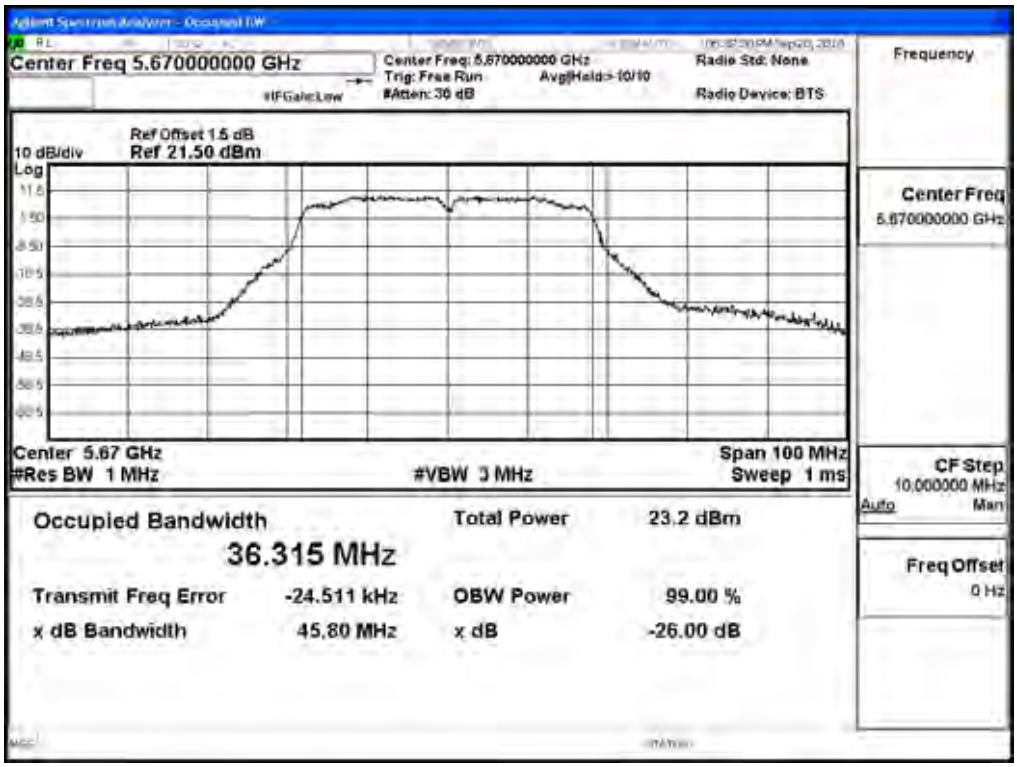

99% Occupied Bandwidth:

Channel 54 – Chain B

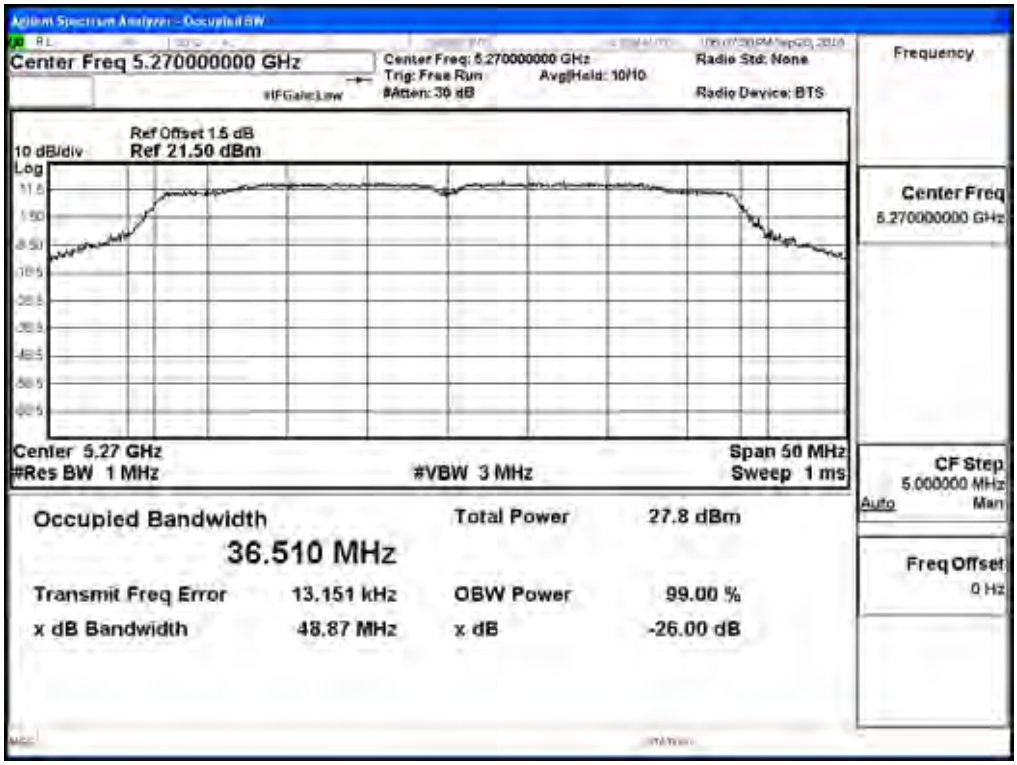

Channel 62 – Chain B

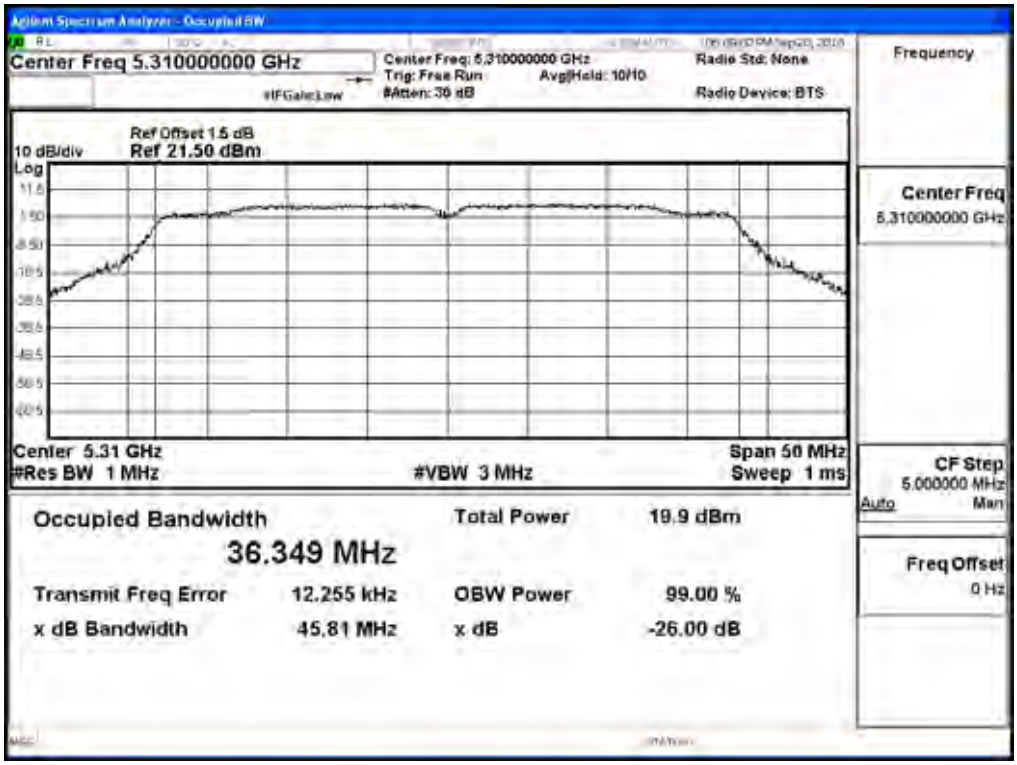

Channel 102 – Chain B

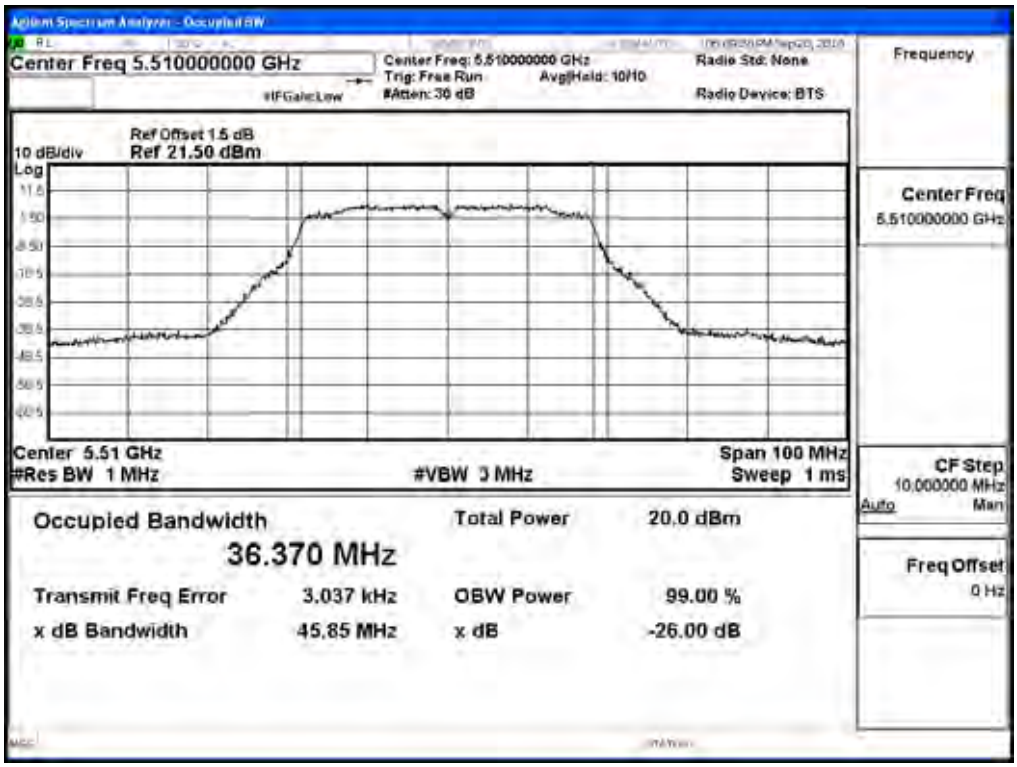

Channel 118 – Chain B

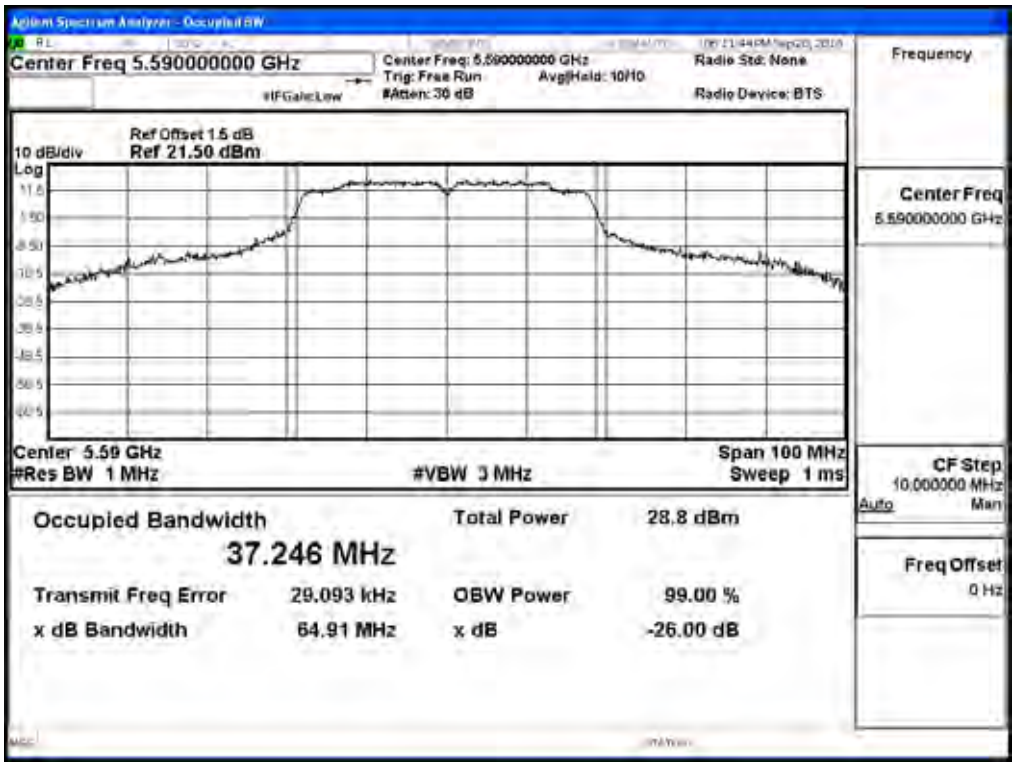

Channel 134 – Chain B

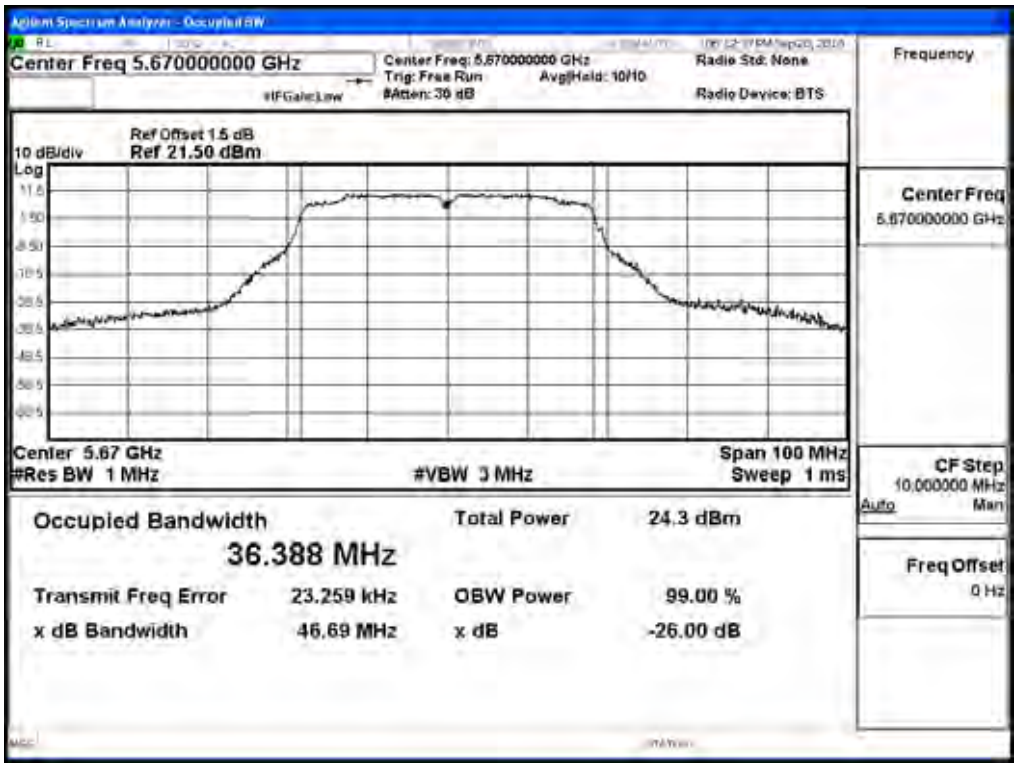

Product : Intel® Dual Band Wireless-AC 8265
Test Item : Maximum conducted output power
Test Site : No.3 OATS
Test date : 2016.09.20
Test Mode : Mode 3 MIMO: Transmit (802.11ac-20BW-14.4Mbps)

Chain A

Cable loss=1dB		Average Power									
Channel No.	Frequency (MHz)	Data Rate (Mbps)									Required Limit
		VTH0	VTH1	VTH2	VTH3	VTH4	VTH5	VTH6	VTH7	VTH8	
		Measurement Level (dBm)									
144 (Band3)	5720	18.35	18.28	18.16	18.04	17.94	17.86	17.77	17.65	17.52	<24dBm
144 (Band4)	5720	11.59	11.52	11.46	11.34	11.28	11.19	11.05	10.94	10.83	<30dBm

Chain B

Cable loss=1dB		Average Power									
Channel No.	Frequency (MHz)	Data Rate (Mbps)									Required Limit
		VTH0	VTH1	VTH2	VTH3	VTH4	VTH5	VTH6	VTH7	VTH8	
		Measurement Level (dBm)									
144 (Band3)	5720	18.57	18.48	18.34	18.21	18.16	18.08	17.99	17.85	17.71	<24dBm
144 (Band4)	5720	11.52	11.45	11.32	11.26	11.18	11.06	10.94	10.85	10.73	<30dBm

Maximum conducted output power Measurement:

Channel No	Frequency Range (MHz)	99% Bandwidth (MHz)	Chain A Power (dBm)	Chain B Power (dBm)	Duty Factor (dB)	Output Power (dBm)	Output Power Limit		Result
							(dBm)	dBm+10log(BW)	
144(Band3)	5720	14.379	18.35	18.57	0.11	21.58	24	22.58	Pass
144(Band4)	5720	--	11.59	11.52	0.11	14.68	30	--	Pass

Note: Power Output Value =Reading value on average power meter + Cable loss + Duty Factor

99% Occupied Bandwidth:

Channel 144 – Chain A

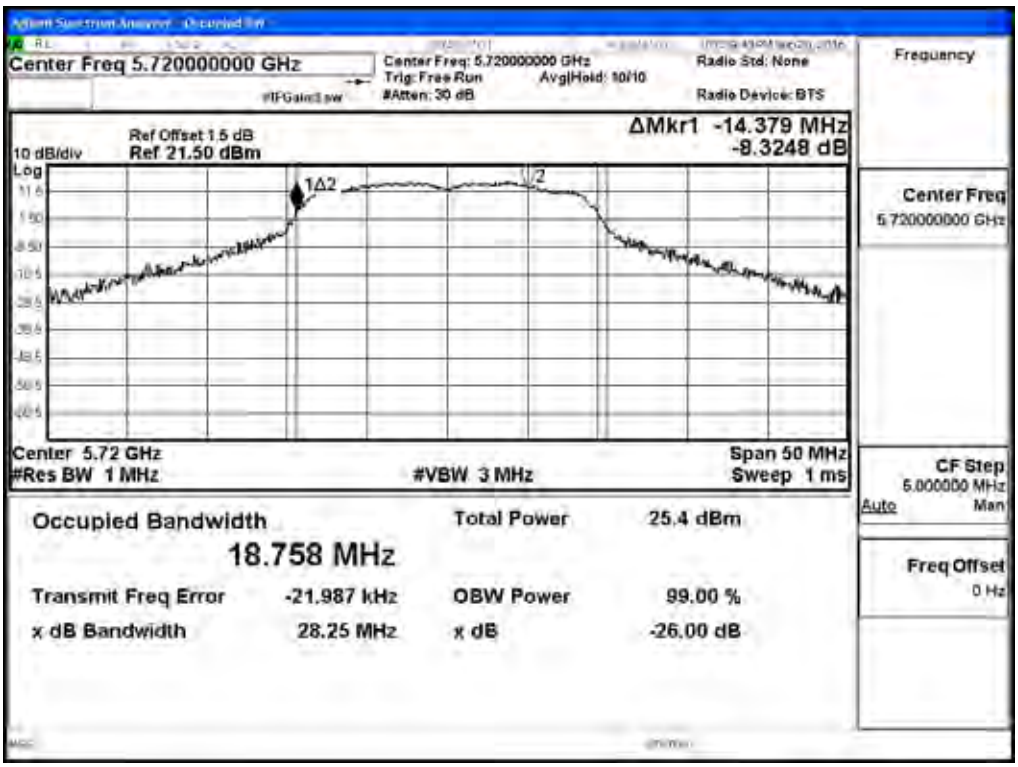

99% Occupied Bandwidth:

Channel 144 – Chain B

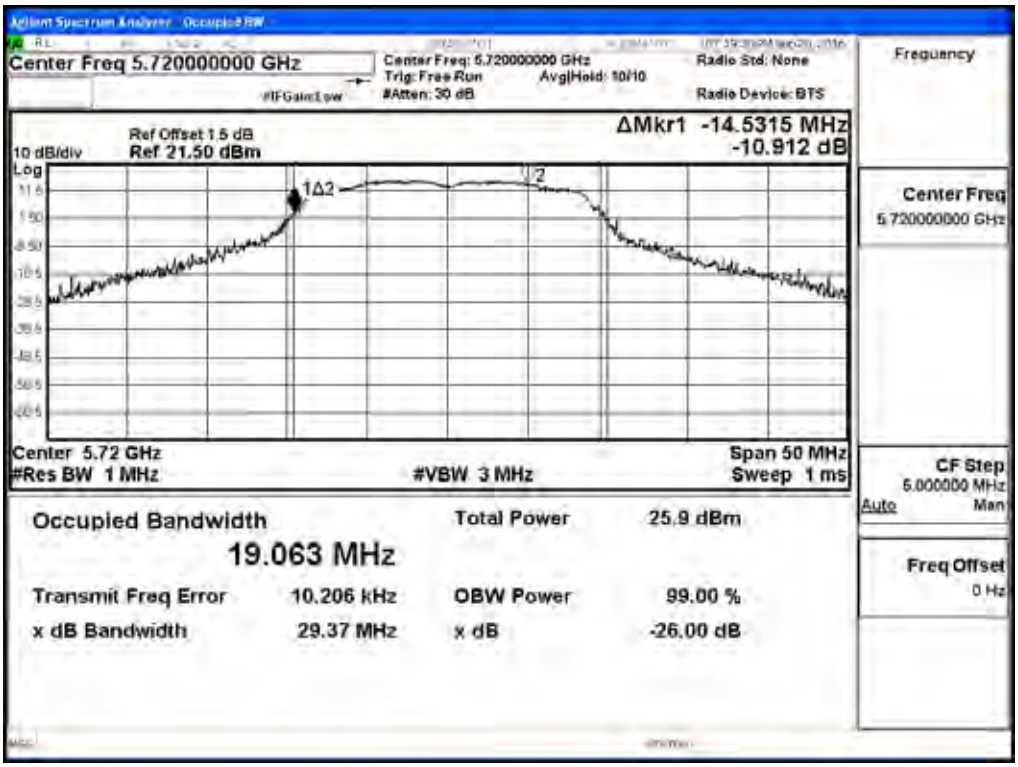

Maximum conducted output power:

Channel 144 (Band3) – Chain A

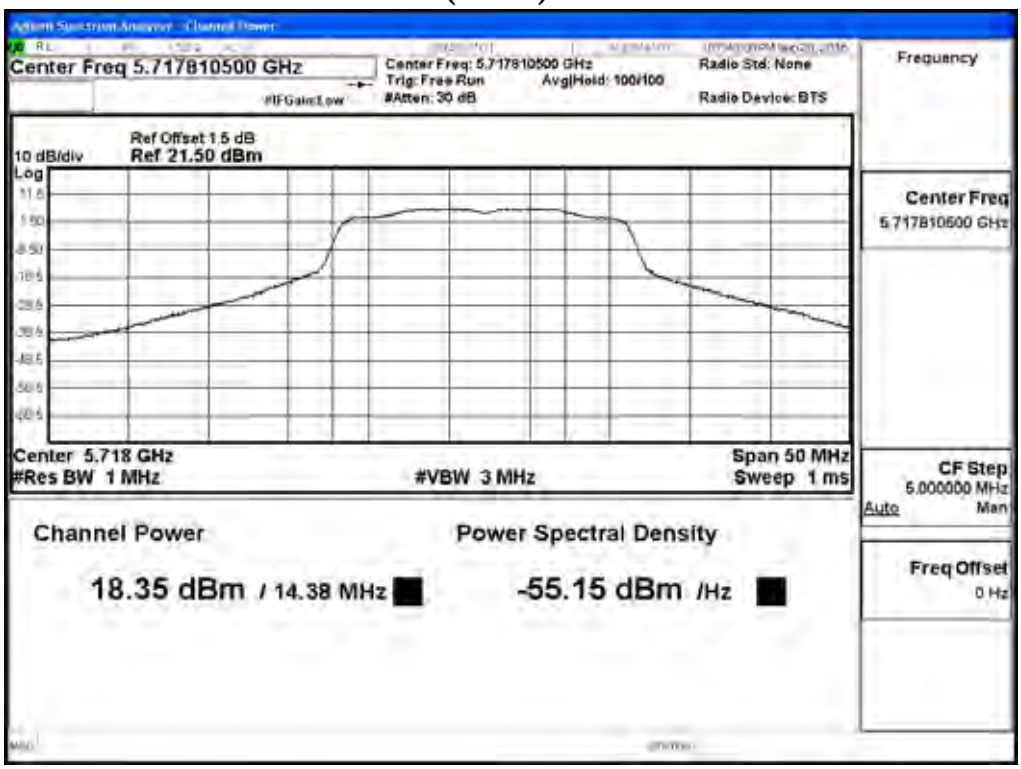

Channel 144 (Band4) – Chain A

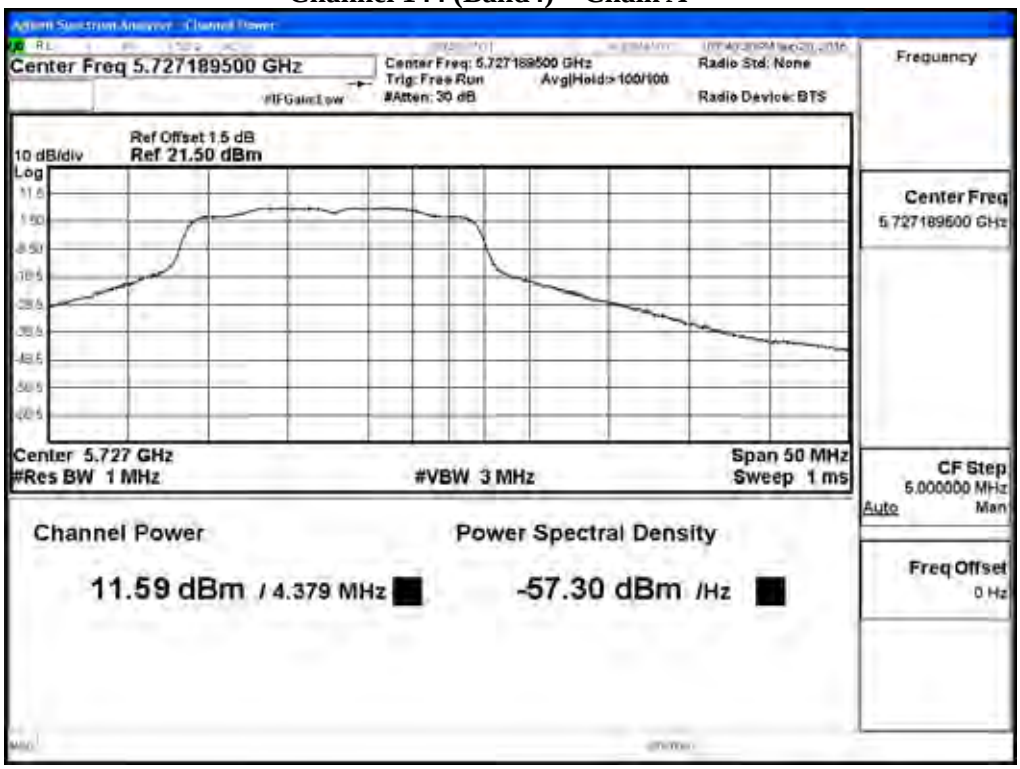

Maximum conducted output power:

Channel 144 (Band3) – Chain B

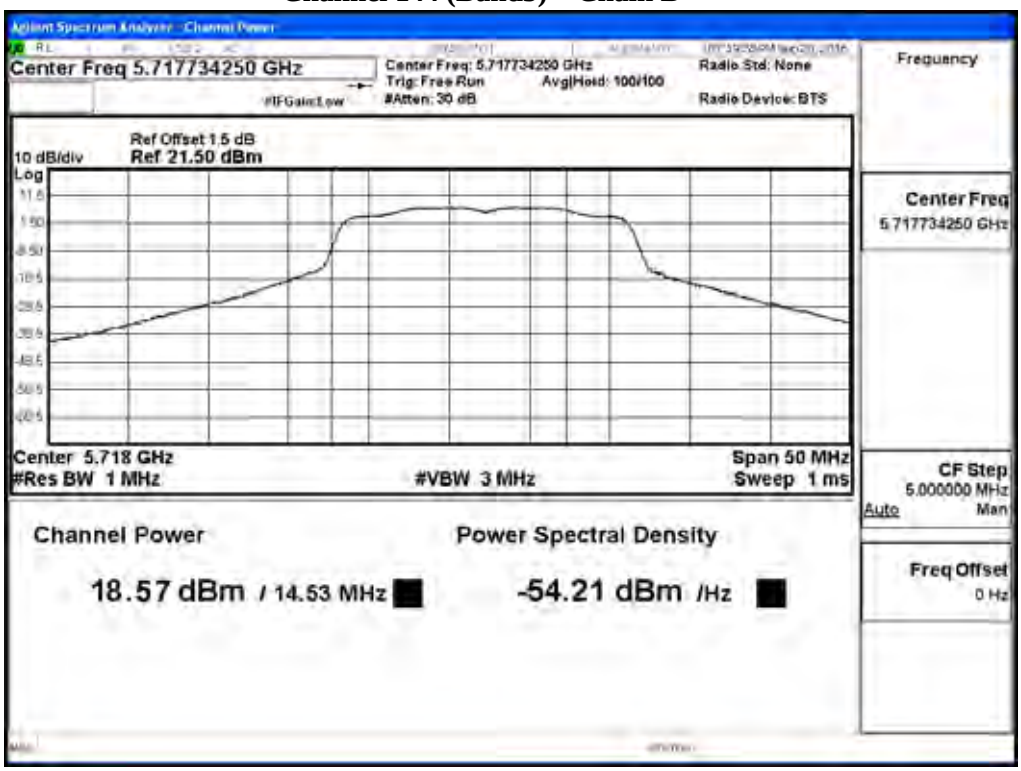

Channel 144 (Band4) – Chain B

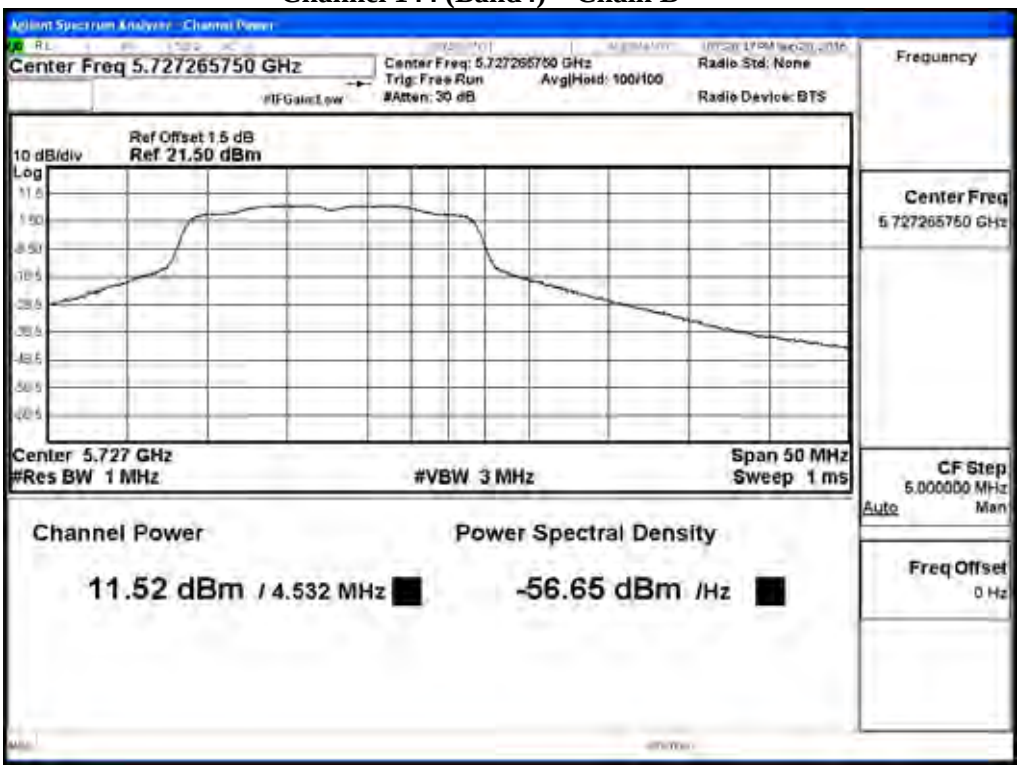

Product : Intel® Dual Band Wireless-AC 8265
Test Item : Maximum conducted output power
Test Site : No.3 OATS
Test date : 2016.09.20
Test Mode : Mode 3 MIMO: Transmit (802.11ac-40BW-30Mbps)

Chain A

Cable loss=1dB		Average Power										
Channel No	Frequency (MHz)	Data Rate (Mbps)										Required Limit
		VTH0	VTH1	VTH2	VTH3	VTH4	VTH5	VTH6	VTH7	VTH8	VTH9	
142F(Band3)	5710	19.11	19.06	18.92	18.86	18.74	18.62	18.56	18.42	18.34	18.26	<24dBm
142F(Band4)	5710	7.14	7.04	6.97	6.85	6.77	6.61	6.55	6.43	6.39	6.26	<30dBm

Chain B

Cable loss=1dB		Average Power										
Channel No	Frequency (MHz)	Data Rate (Mbps)										Required Limit
		VTH0	VTH1	VTH2	VTH3	VTH4	VTH5	VTH6	VTH7	VTH8	VTH9	
142F(Band3)	5710	19.74	19.66	19.57	19.49	19.32	19.25	19.15	19.07	18.98	18.83	<24dBm
142F(Band4)	5710	6.62	6.55	6.48	6.39	6.21	6.16	6.04	5.99	5.81	5.74	<30dBm

Maximum conducted output power Measurement:

Channel No	Frequency Range (MHz)	99% Bandwidth (MHz)	Chain A Power (dBm)	Chain B Power (dBm)	Duty Factor (dB)	Output Power (dBm)	Output Power Limit		Result
							(dBm)	dBm+10log(BW)	
142F(Band3)	5710	33.825	19.11	19.74	0.12	22.57	24	26.29	Pass
142F(Band4)	5710	--	7.14	6.62	0.12	10.02	30	--	Pass

Note: Power Output Value =Reading value on average power meter + Cable loss + Duty Factor

99% Occupied Bandwidth:

Channel 142 – Chain A

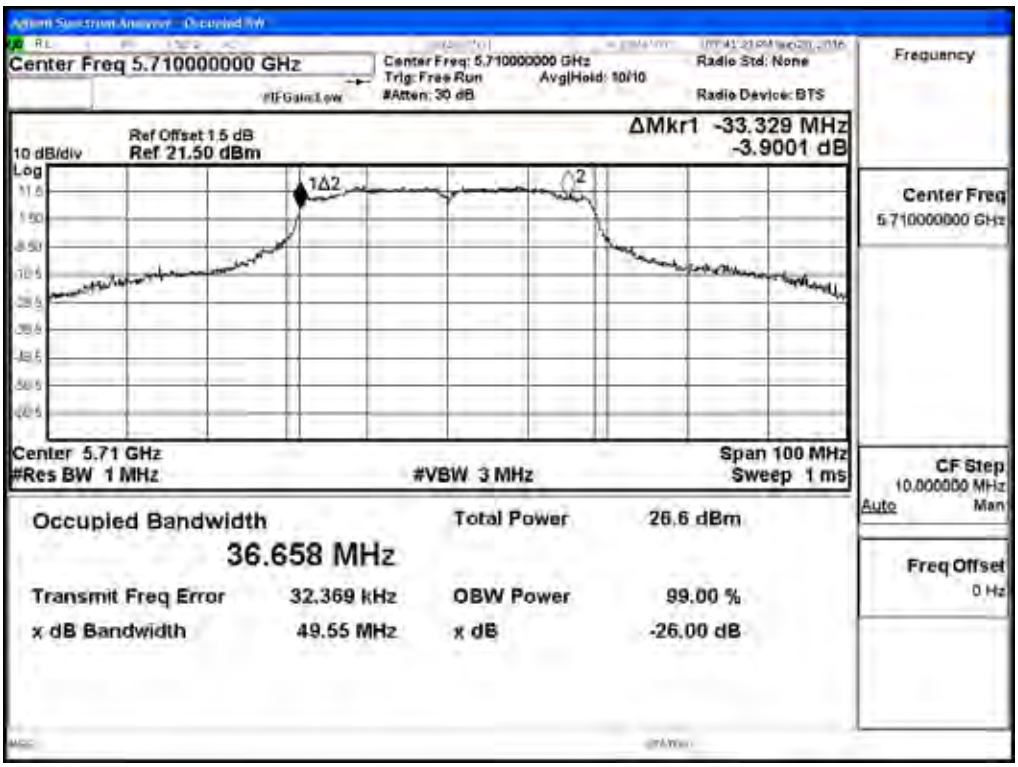

99% Occupied Bandwidth:

Channel 142 – Chain B

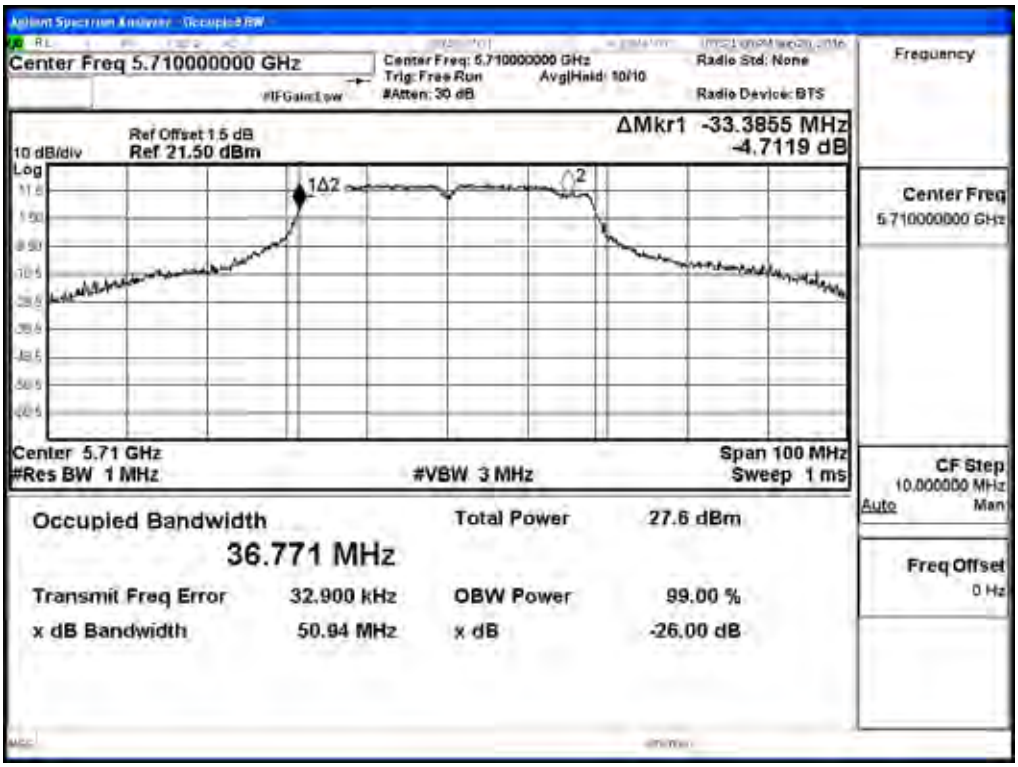

Maximum conducted output power:

Channel 142 (Band3) – Chain A

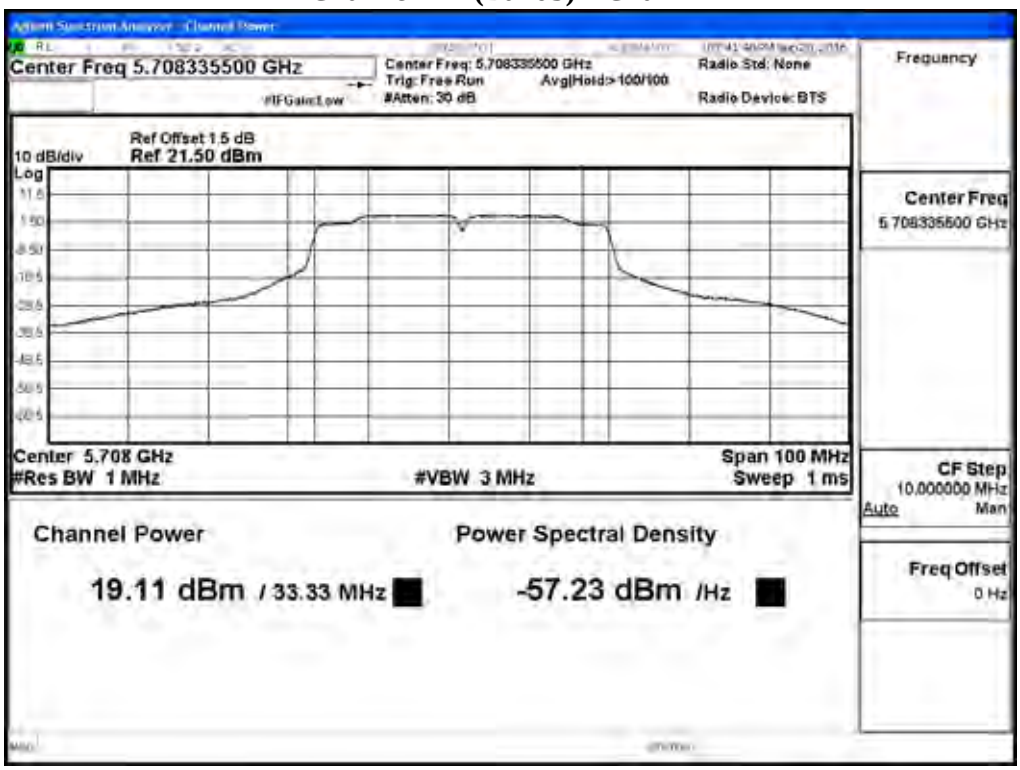

Channel 142 (Band4) – Chain A

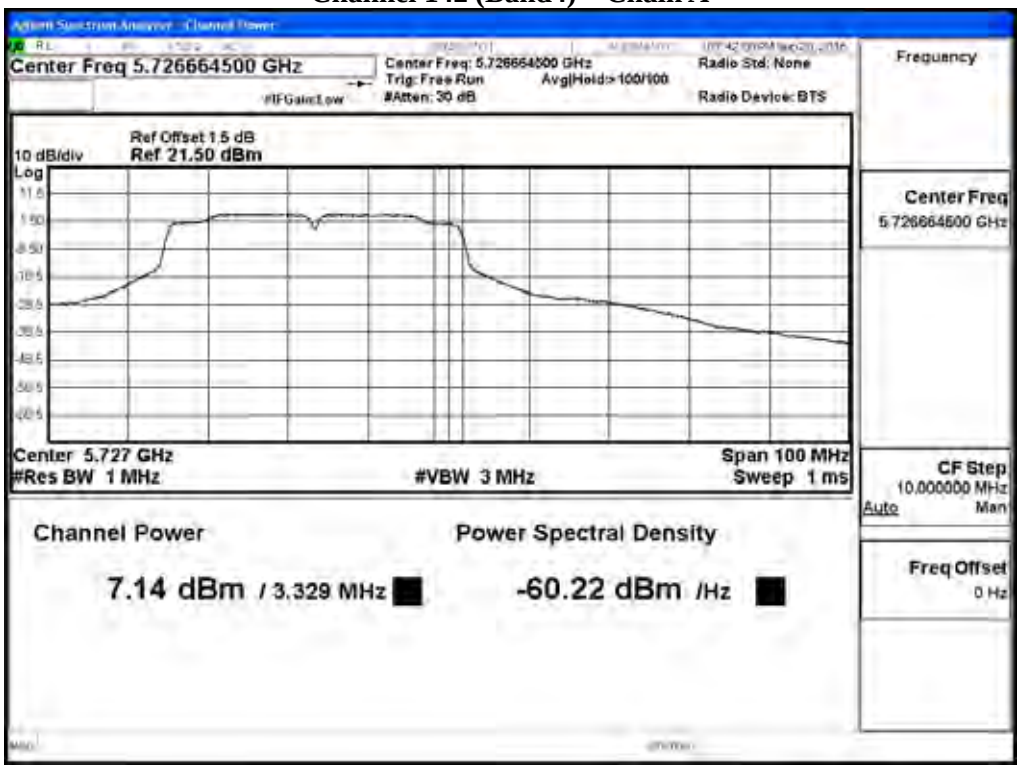

Maximum conducted output power:

Channel 142 (Band3) – Chain B

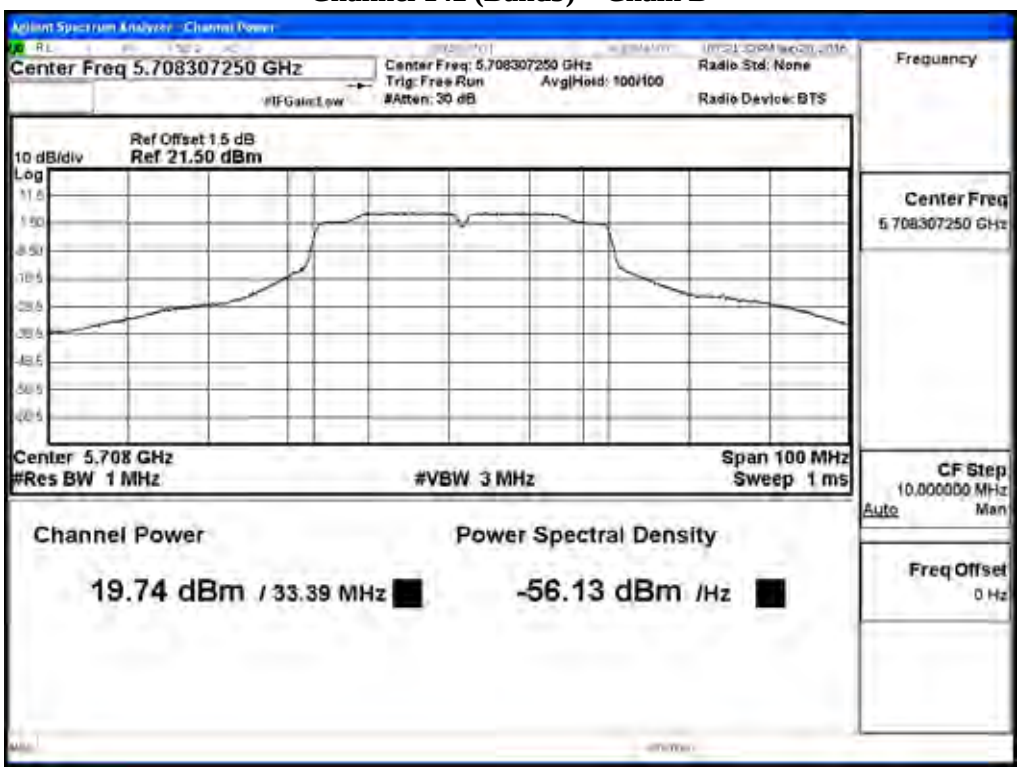

Channel 142 (Band4) – Chain B

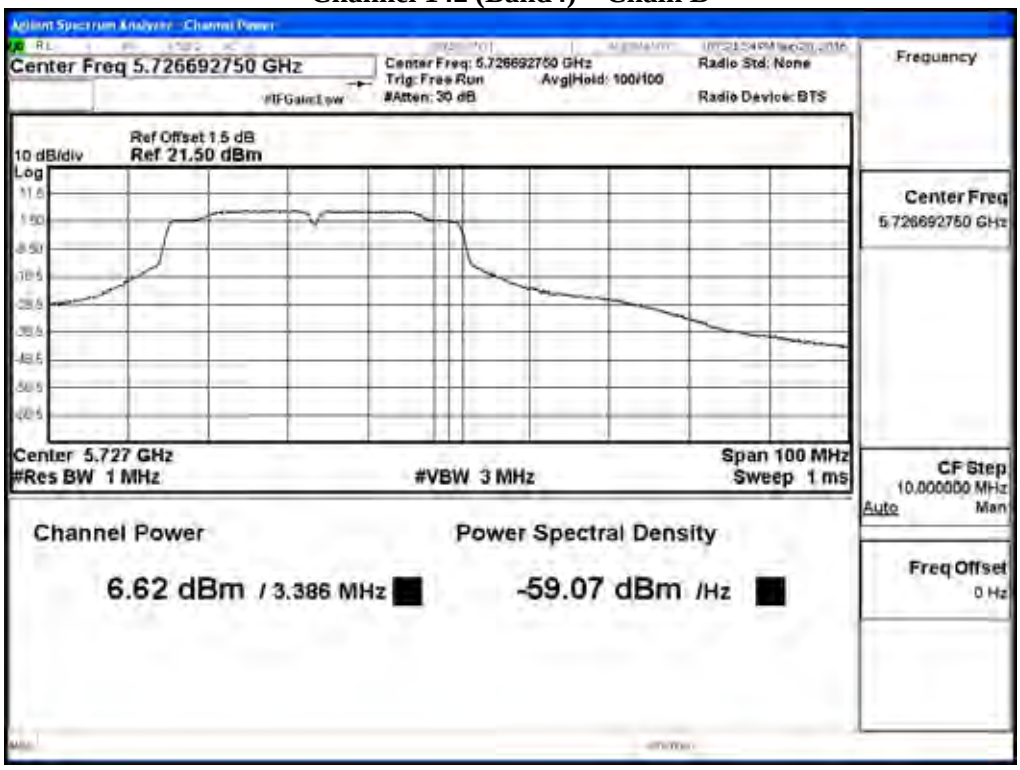

Product : Intel® Dual Band Wireless-AC 8265
Test Item : Maximum conducted output power
Test Site : No.3 OATS
Test date : 2016.09.20
Test Mode : Mode 3 MIMO: Transmit (802.11ac-80BW-65Mbps)

Chain A

Cable loss=1dB		Average Power										
Channel No	Frequency (MHz)	Data Rate (Mbps)										Required Limit
		VTH0	VTH1	VTH2	VTH3	VTH4	VTH5	VTH6	VTH7	VTH8	VTH9	
42	5210	12.33	12.24	12.11	12.05	11.94	11.86	11.71	11.62	11.53	11.44	<24dBm
58	5290	10.23	10.19	10.07	9.93	9.80	9.75	9.61	9.56	9.48	9.33	<24dBm
106	5530	10.15	10.08	9.98	9.86	9.76	9.64	9.58	9.46	9.38	9.21	<24dBm
122	5610	18.03	17.91	17.88	17.76	17.62	17.54	17.43	17.35	17.29	17.18	<24dBm
138(Band3)	5690	19.51	19.49	19.35	19.26	19.15	19.06	18.94	18.88	18.76	18.62	<24dBm
138(Band4)	5690	3.43	3.31	3.26	3.13	3.04	2.94	2.86	2.77	2.62	2.58	<30dBm
155	5775	16.88	16.76	16.64	16.59	16.42	16.34	16.26	16.18	16.04	15.92	<30dBm

Chain B

Cable loss=1dB		Average Power										
Channel No	Frequency (MHz)	Data Rate (Mbps)										Required Limit
		VTH0	VTH1	VTH2	VTH3	VTH4	VTH5	VTH6	VTH7	VTH8	VTH9	
42	5210	12.38	12.26	12.18	12.01	11.93	11.85	11.76	11.64	11.55	11.42	<24dBm
58	5290	10.53	10.49	10.36	10.28	10.15	10.04	9.97	9.88	9.76	9.69	<24dBm
106	5530	10.33	10.25	10.16	10.04	9.94	9.86	9.77	9.62	9.54	9.45	<24dBm
122	5610	17.47	17.34	17.29	17.15	17.04	16.94	16.86	16.73	16.64	16.52	<24dBm
138(Band3)	5690	18.94	18.86	18.74	18.64	18.52	18.49	18.34	18.24	18.16	18.05	<24dBm
138(Band4)	5690	2.58	2.48	2.34	2.22	2.16	2.05	1.94	1.88	1.83	1.77	<30dBm
155	5775	17.21	17.16	17.04	16.97	16.84	16.76	16.62	16.57	16.46	16.38	<30dBm

Maximum conducted output power Measurement:

Channel No	Frequency Range (MHz)	99% Bandwidth (MHz)	Chain A Power (dBm)	Chain B Power (dBm)	Duty Factor (dB)	Output Power (dBm)	Output Power Limit		Result
							(dBm)	dBm+10log(BW)	
42	5210	74.926	12.33	12.38	0.12	15.49	24	29.75	Pass
58	5290	74.933	10.23	10.53	0.12	13.51	24	29.75	Pass
106	5530	74.959	10.15	10.33	0.12	13.37	24	29.75	Pass
122	5610	74.990	18.03	17.47	0.12	20.89	24	29.75	Pass
138	5690	72.633	19.51	18.94	0.12	22.36	24	29.61	Pass
138ac80(Band4)	5690	--	3.43	2.58	0.12	6.16	30	--	Pass
155	5775	--	16.88	17.21	0.12	20.18	30	--	Pass

Note: Power Output Value =Reading value on average power meter + Cable loss + Duty Factor

99% Occupied Bandwidth:

Channel 42 – Chain A

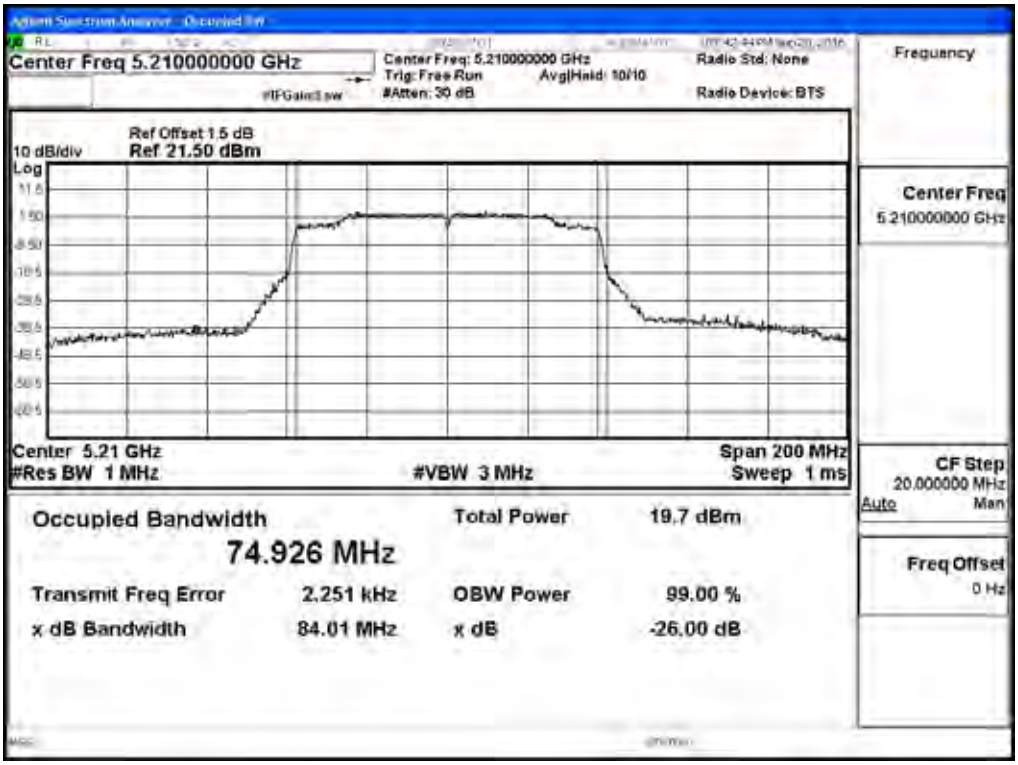

Channel 58 – Chain A

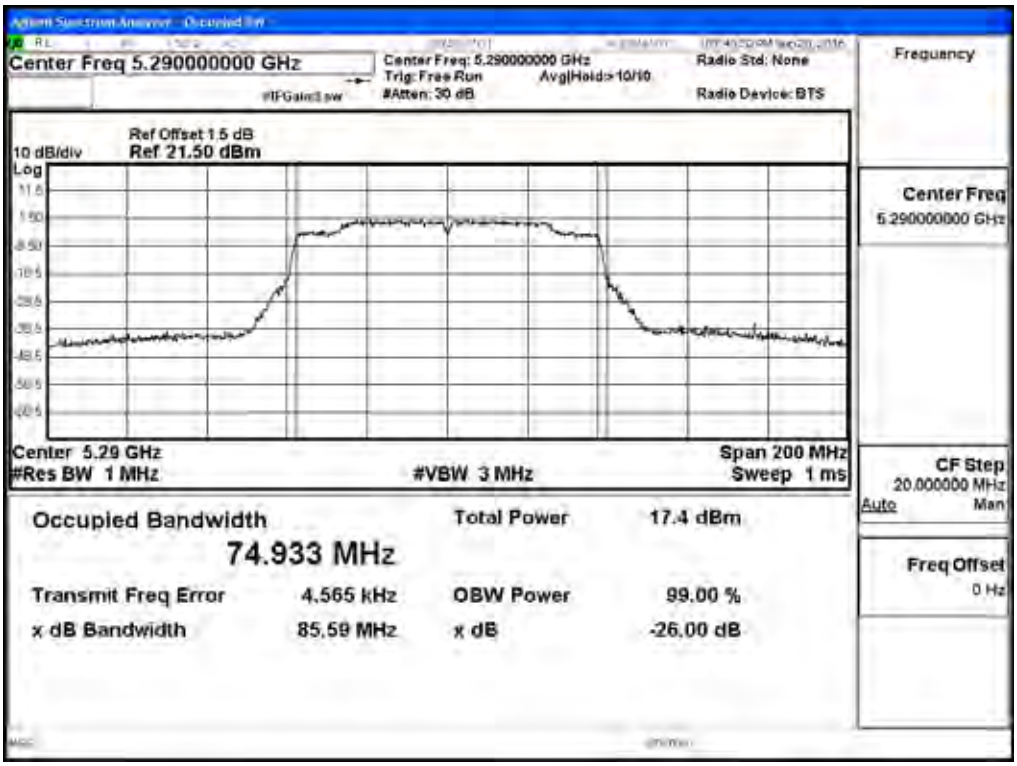

Channel 106 – Chain A

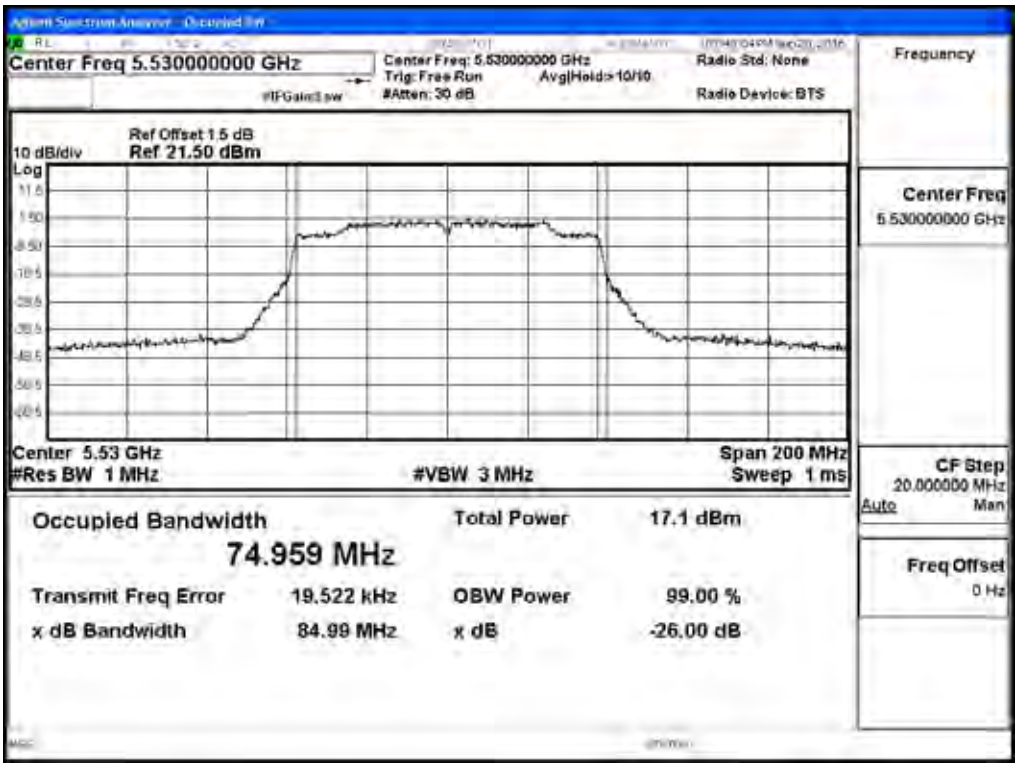

Channel 122 – Chain A

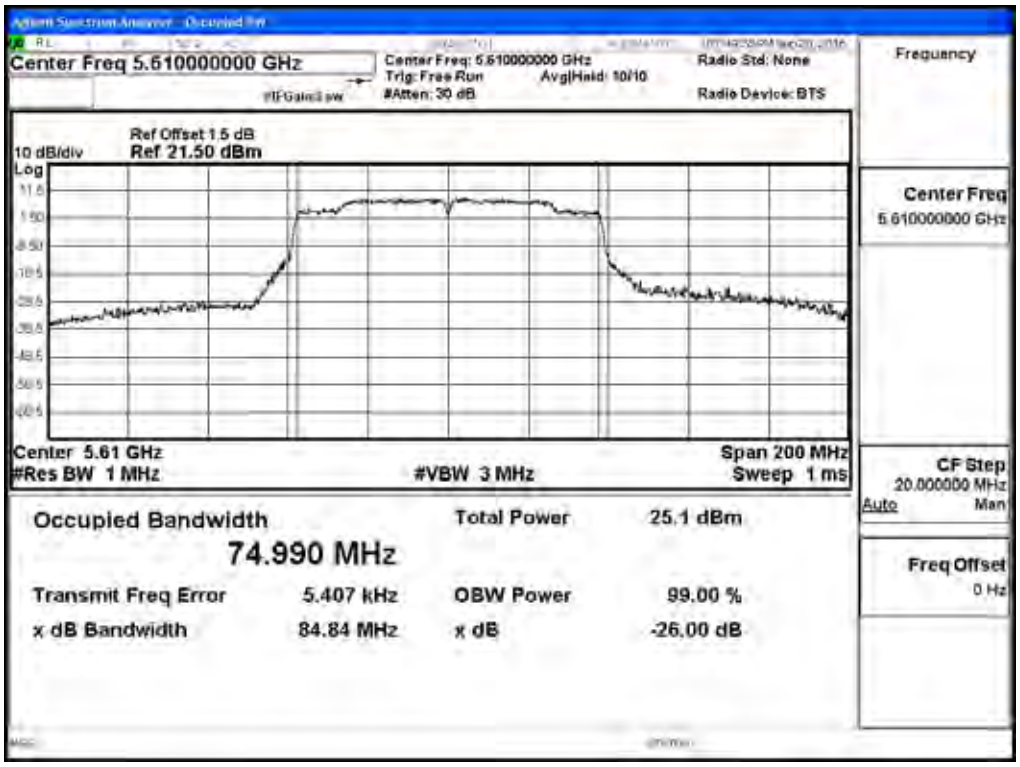

Channel 138 – Chain A

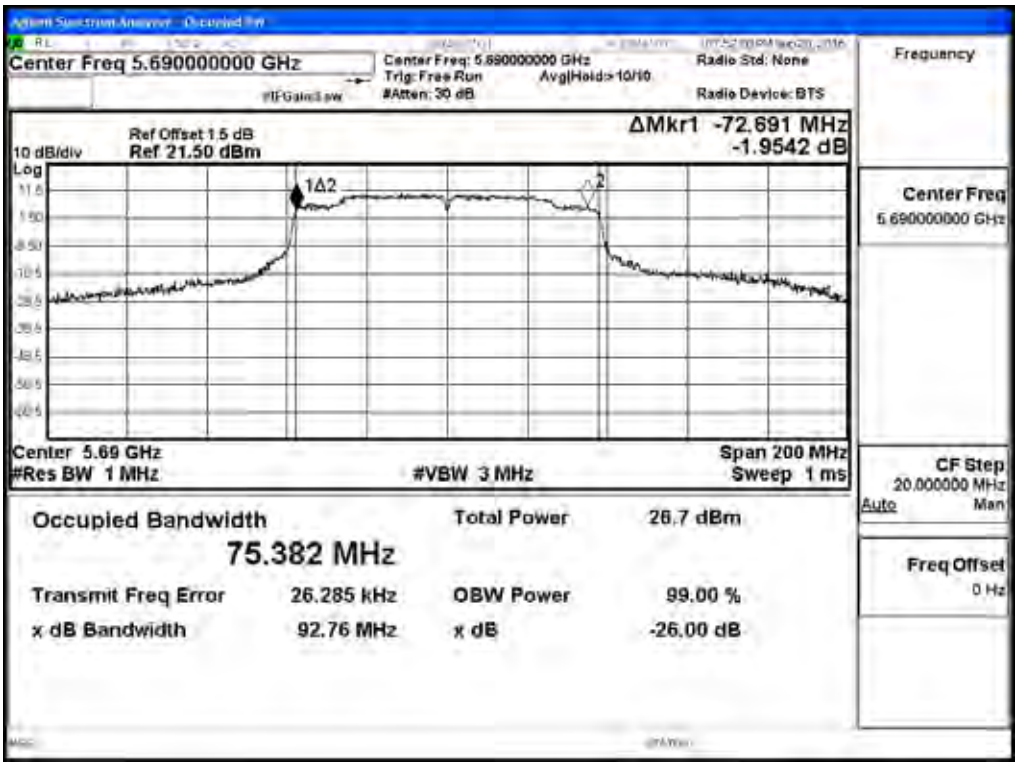

Channel 155 – Chain A

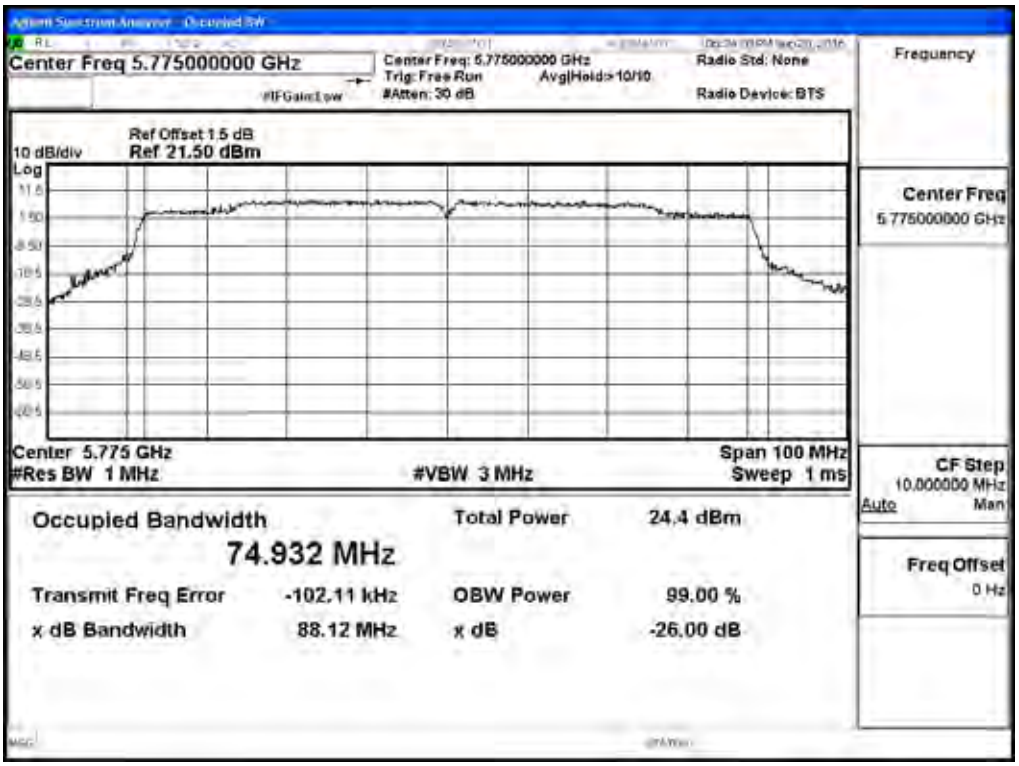

99% Occupied Bandwidth:

Channel 42 – Chain B

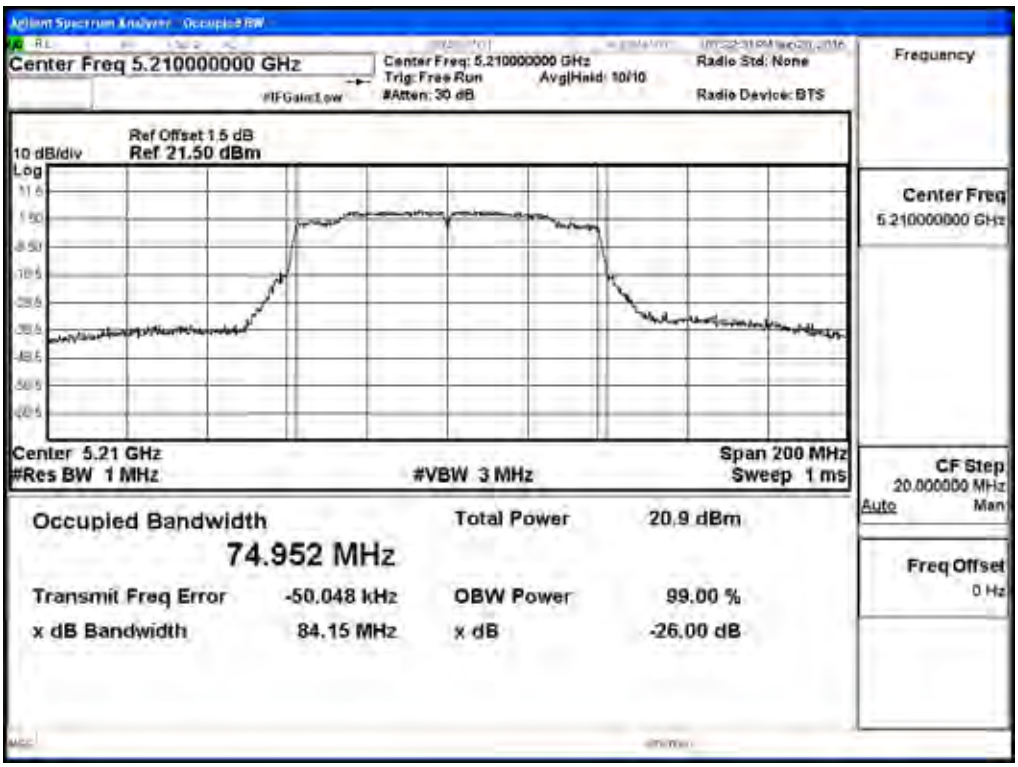

Channel 58 – Chain B

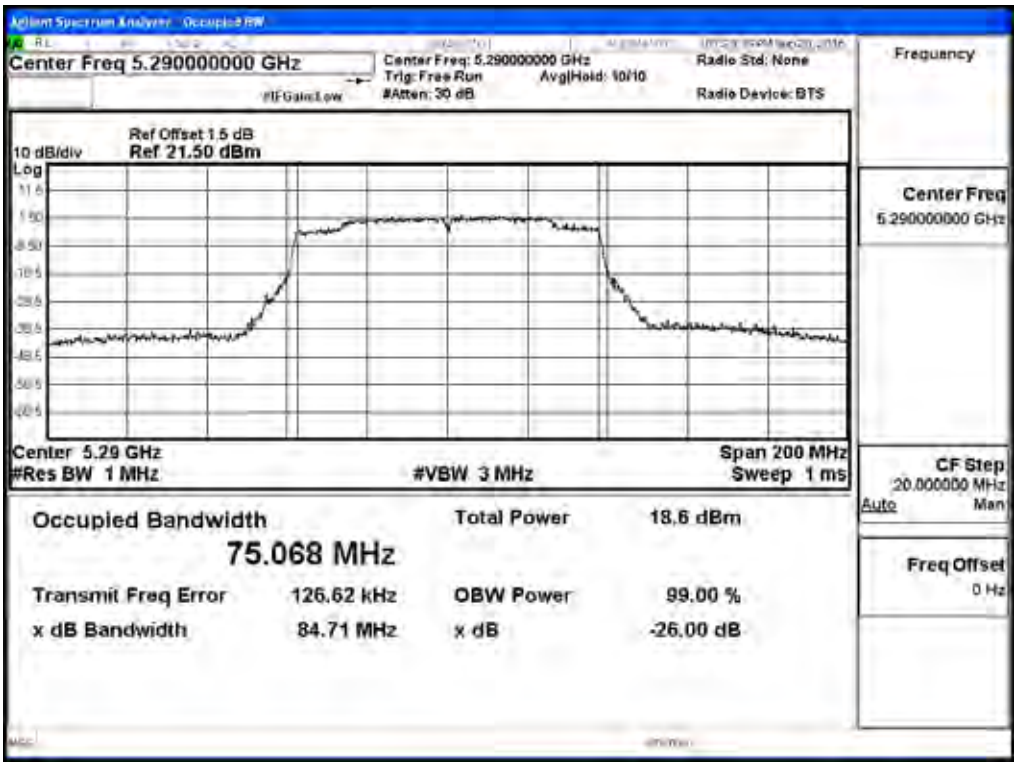

Channel 106 – Chain B

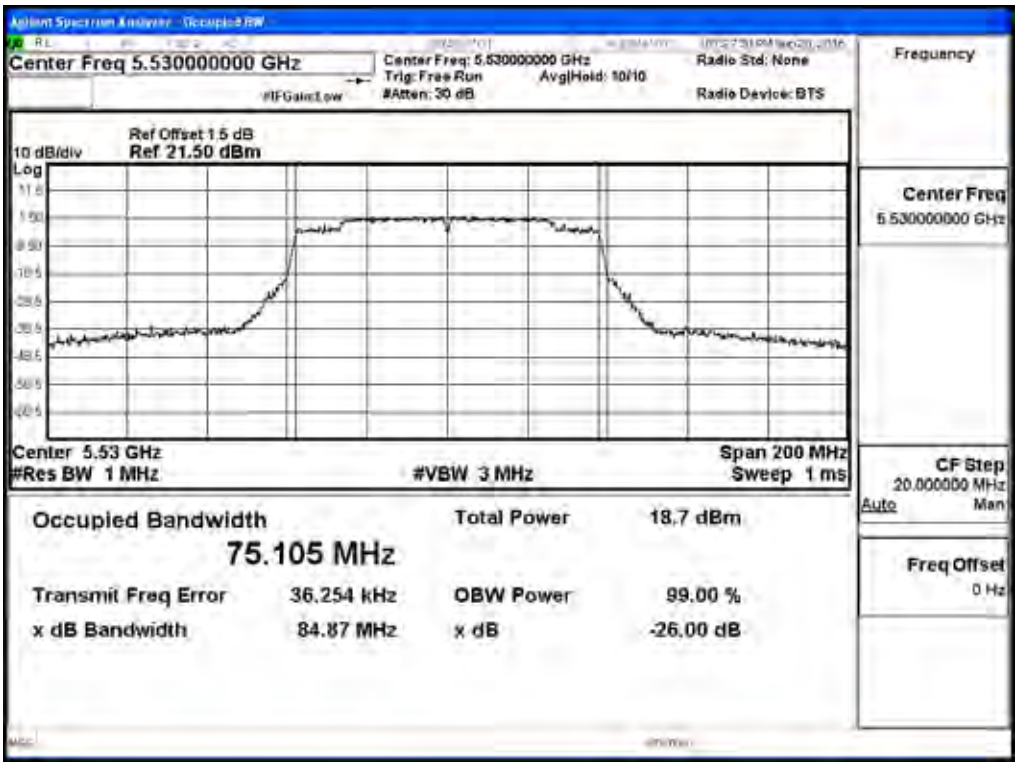

Channel 122 – Chain B

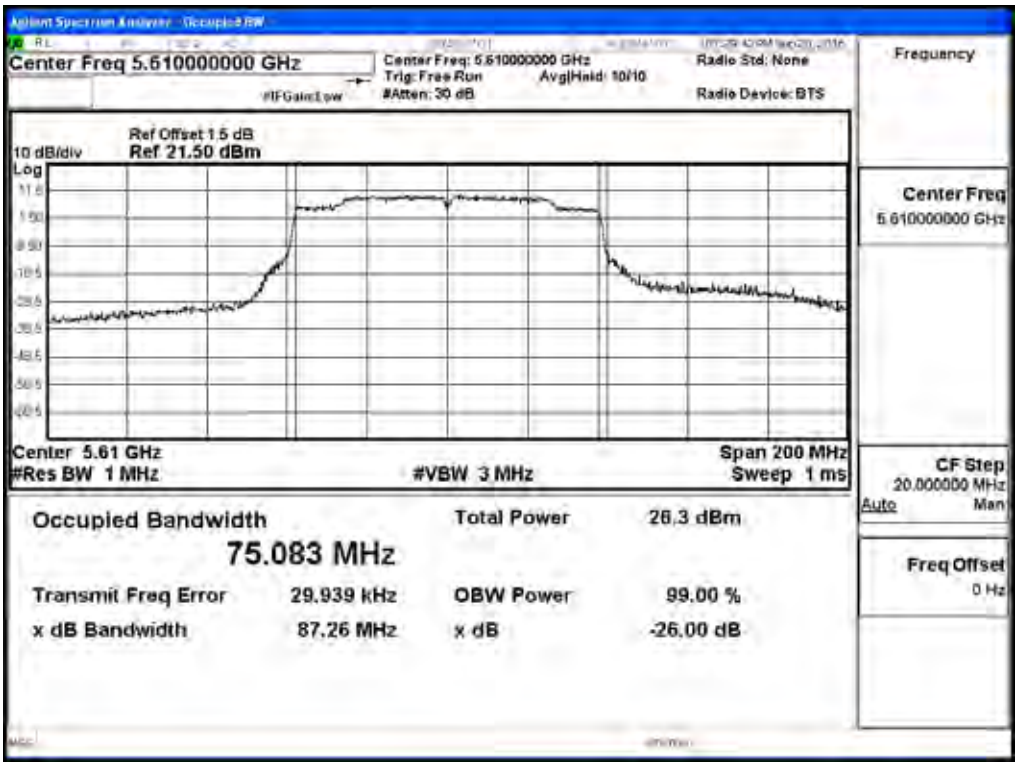

Channel 138 – Chain B

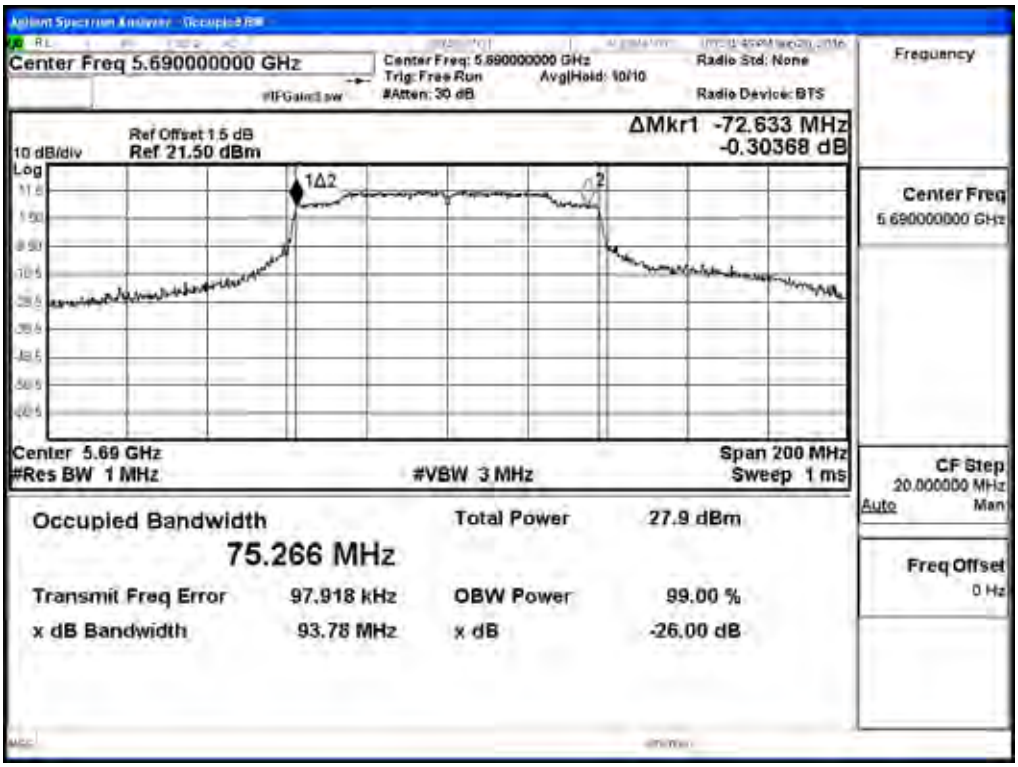

Channel 155 – Chain B

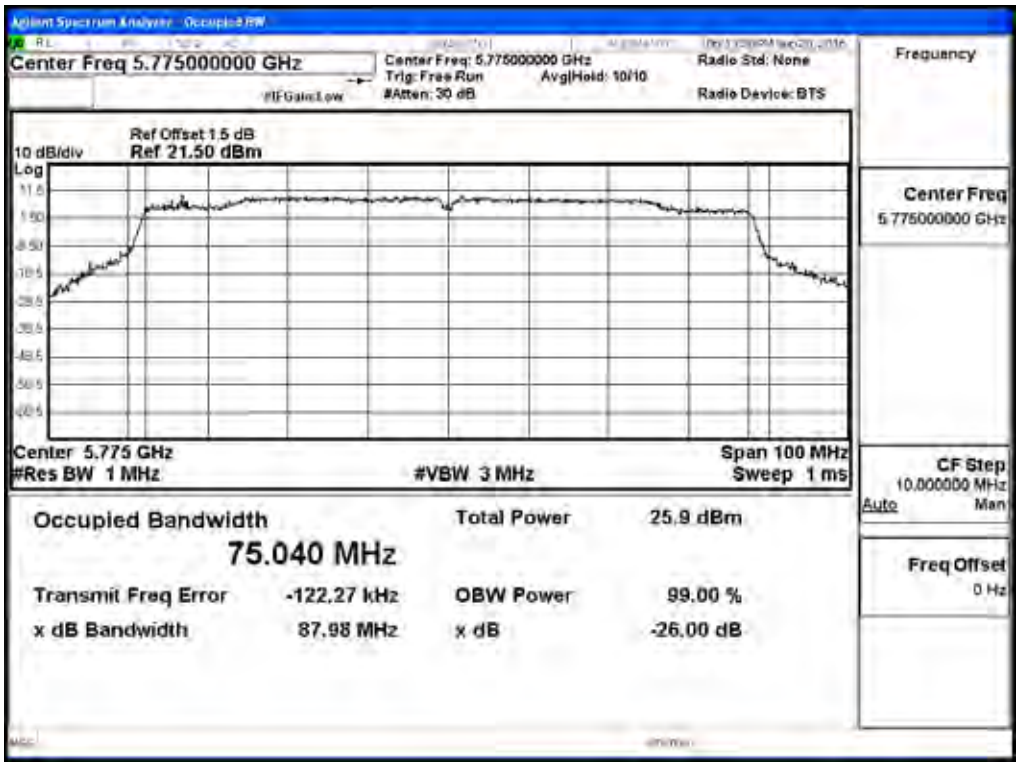

Maximum conducted output power:

Channel 42 – Chain A

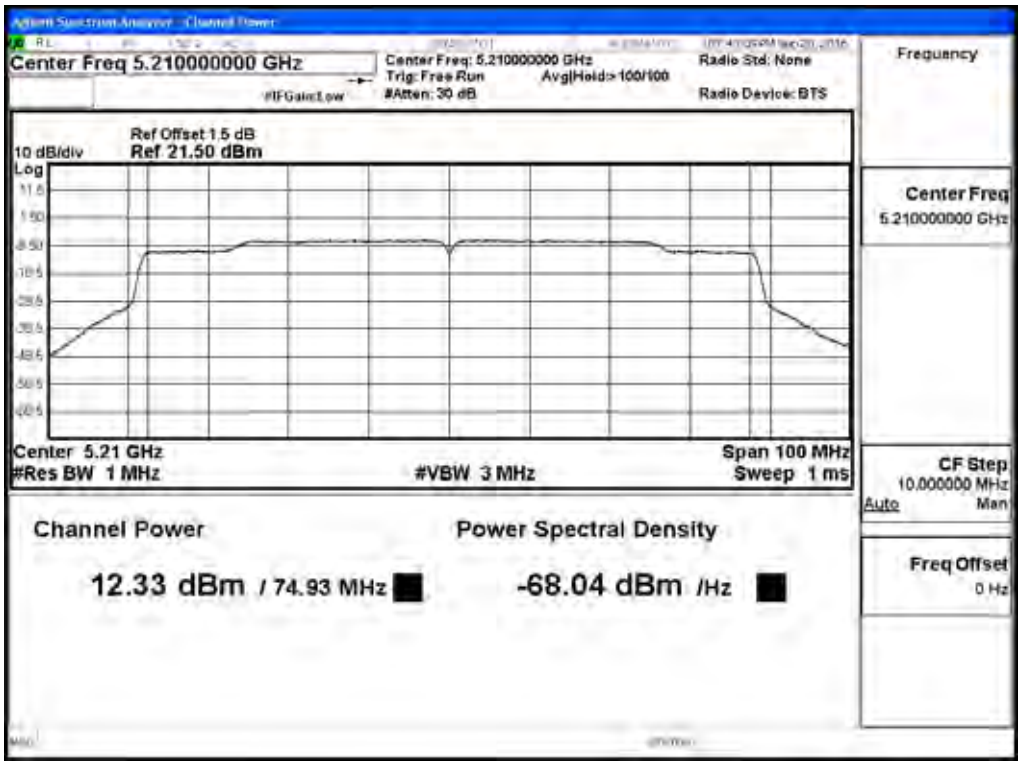

Maximum conducted output power:

Channel 58 – Chain A

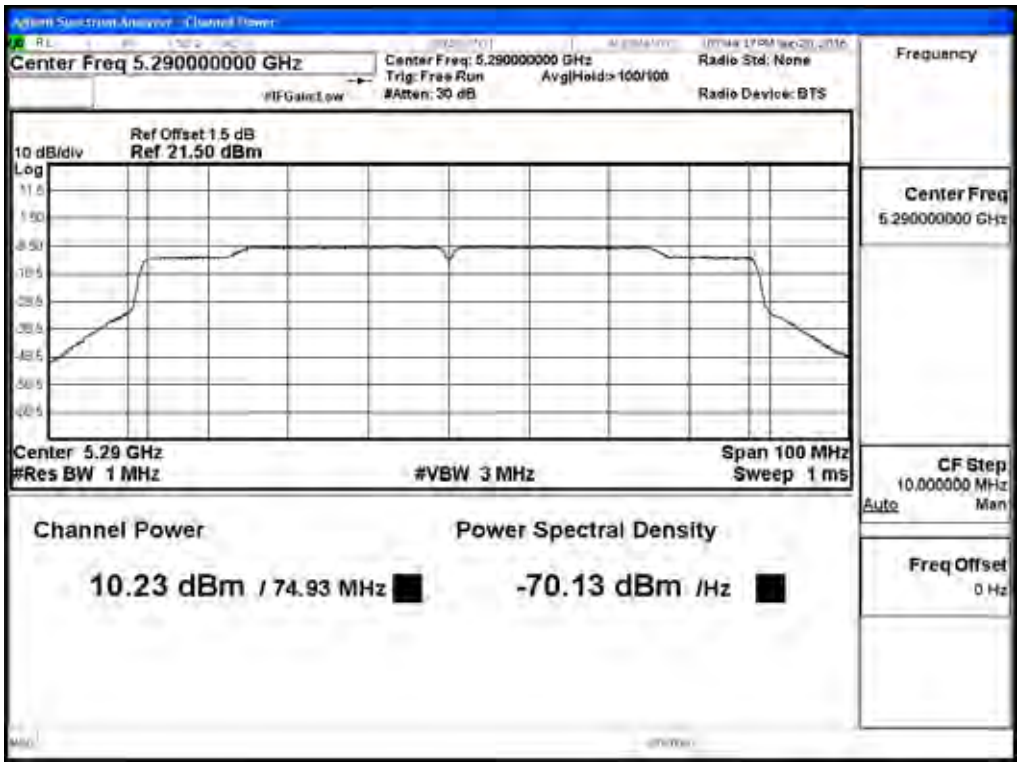

Maximum conducted output power:

Channel 106 – Chain A

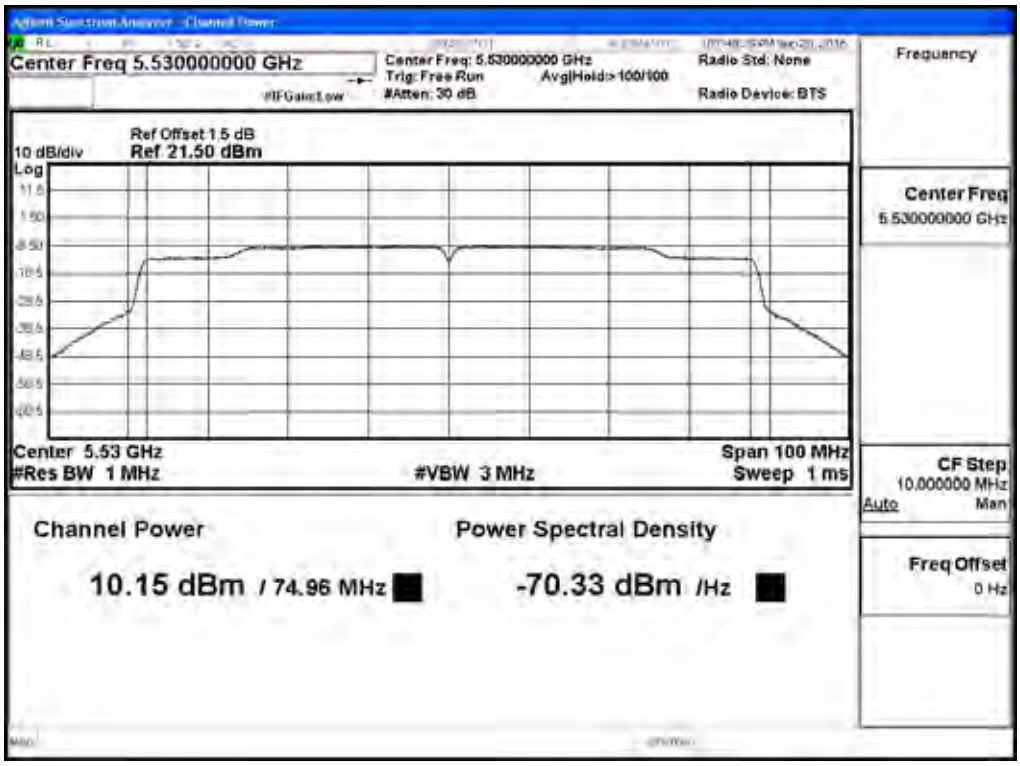

Maximum conducted output power:

Channel 122 – Chain A

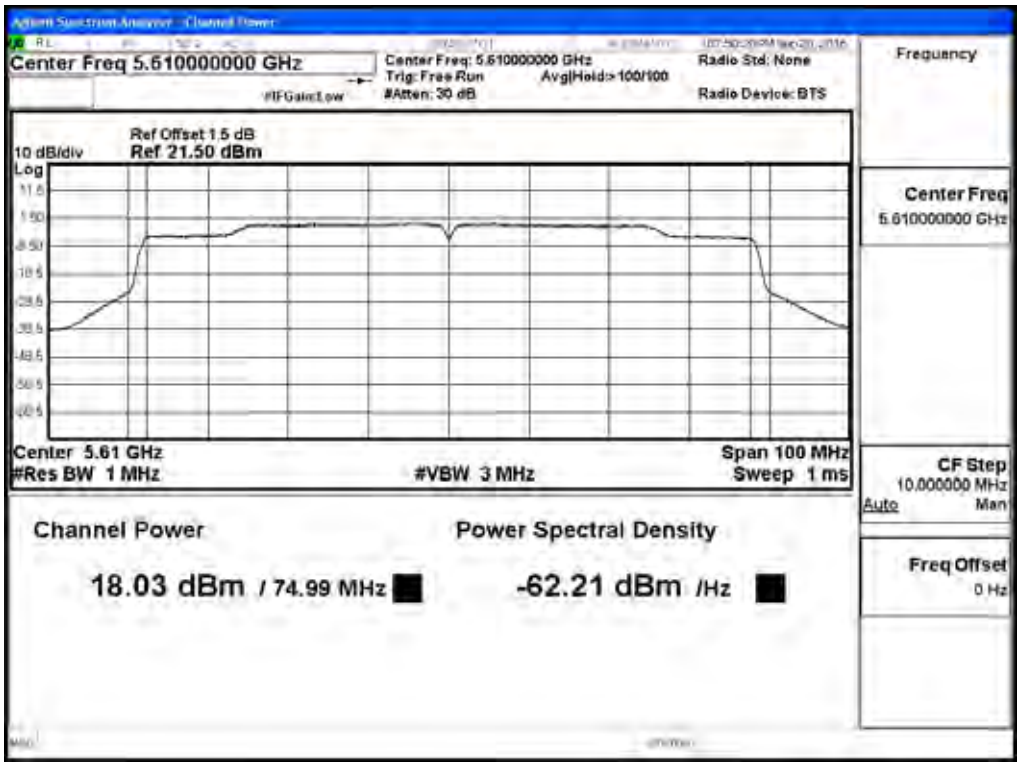

Maximum conducted output power:

Channel 138 (Band3) – Chain A

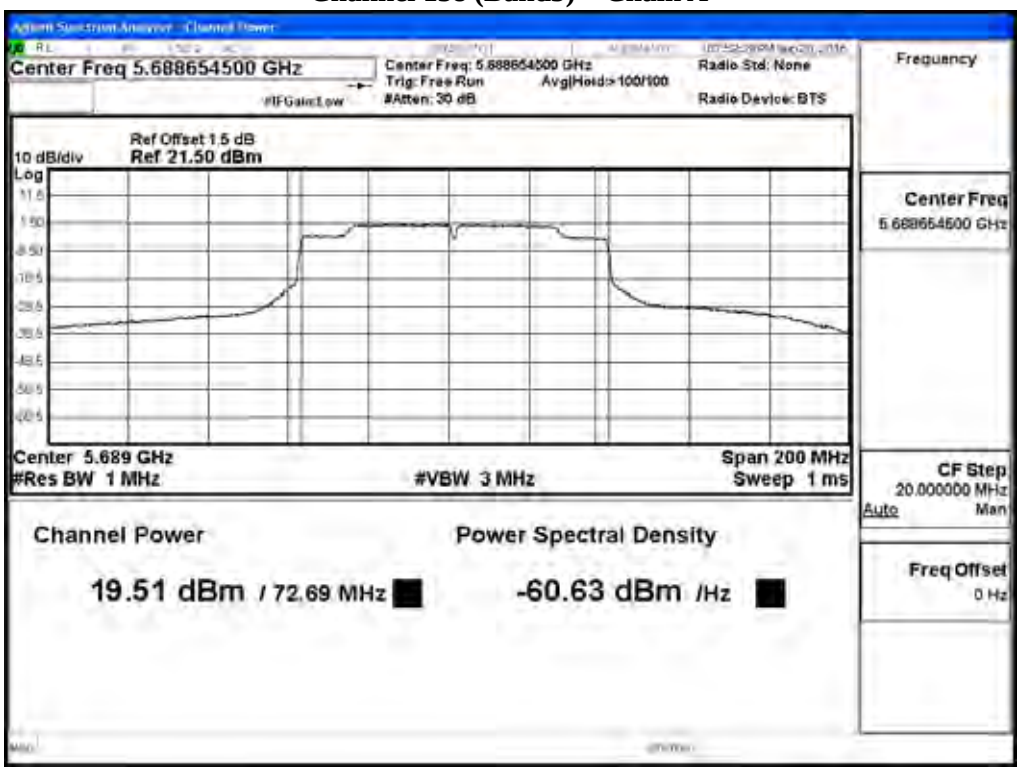

Maximum conducted output power:

Channel 138 (Band4) – Chain A

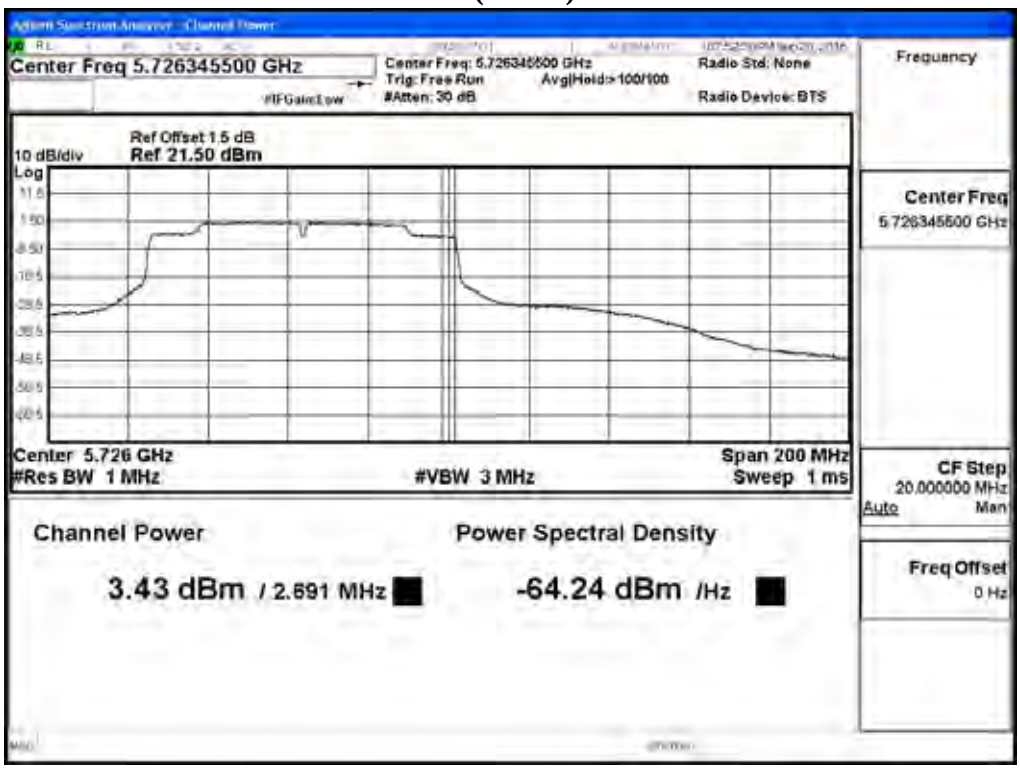

Maximum conducted output power:

Channel 155 – Chain A

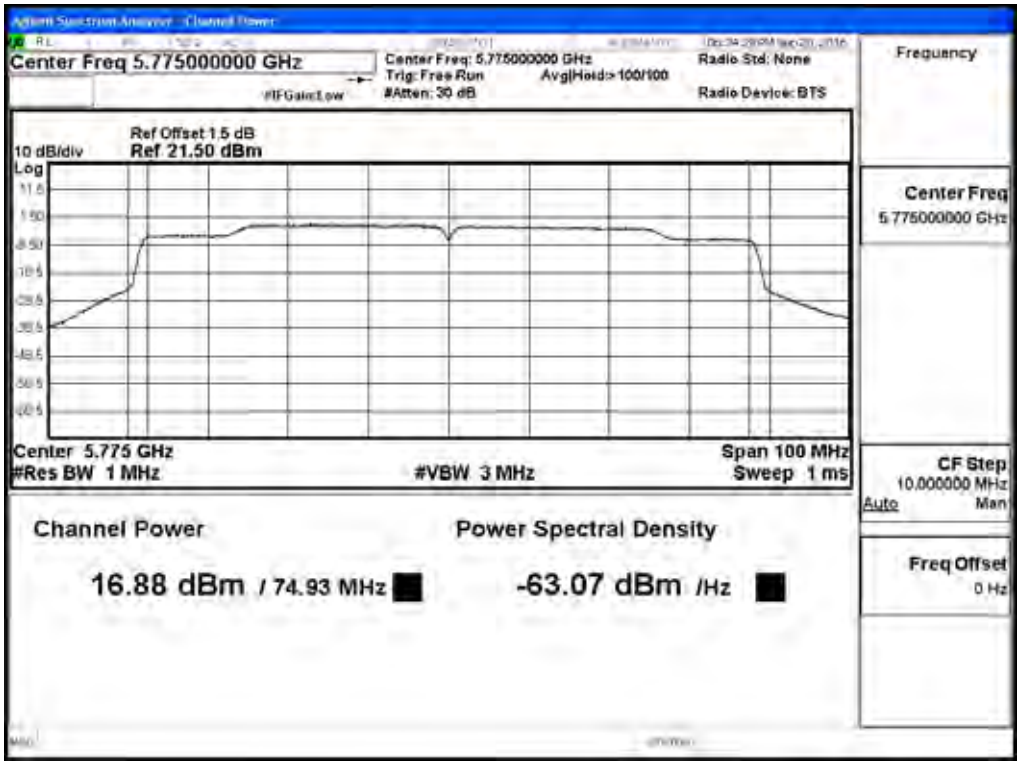

Maximum conducted output power:

Channel 42 – Chain B

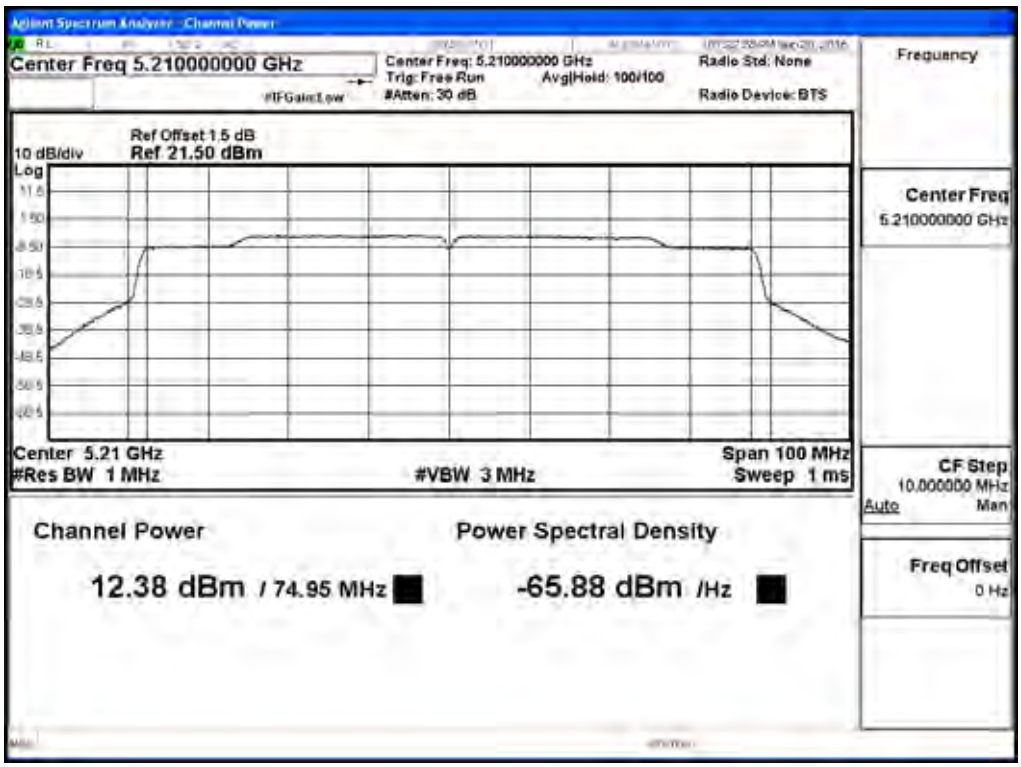

Maximum conducted output power:

Channel 58 – Chain B

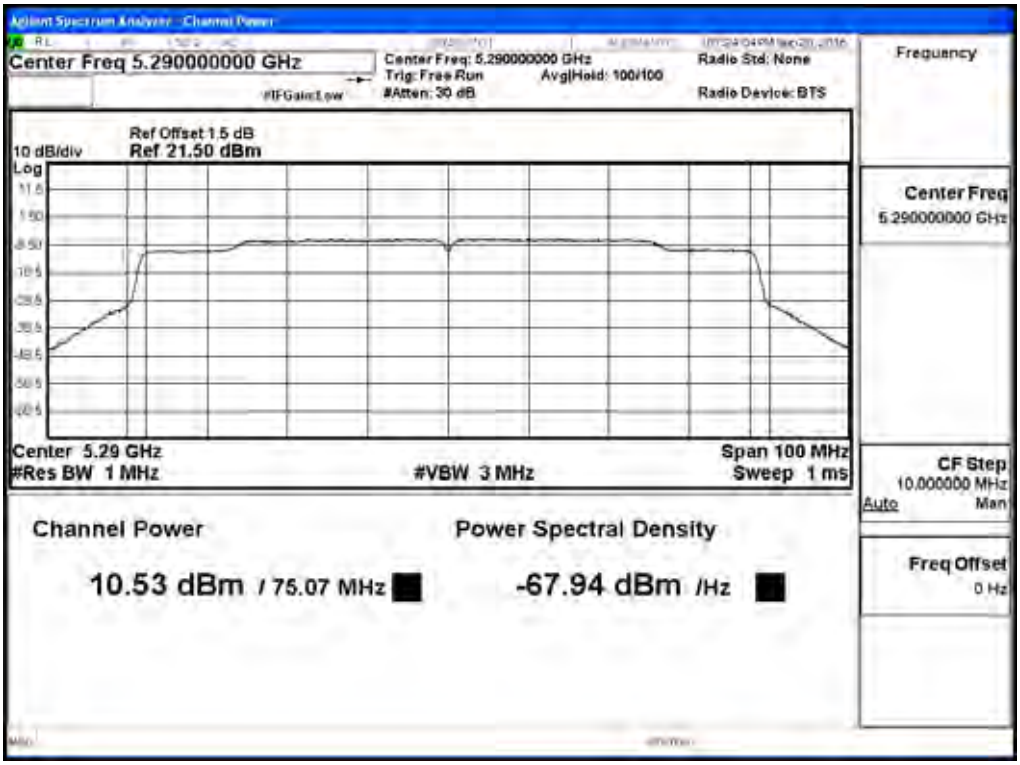

Maximum conducted output power:

Channel 106 – Chain B

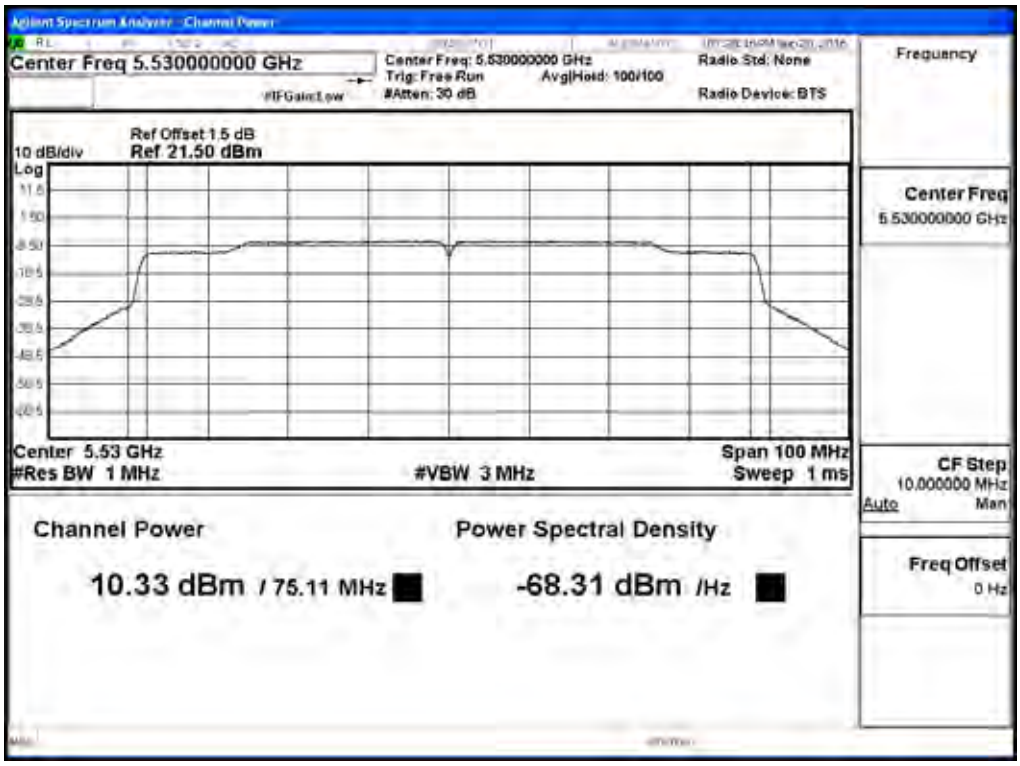

Maximum conducted output power:

Channel 122 – Chain B

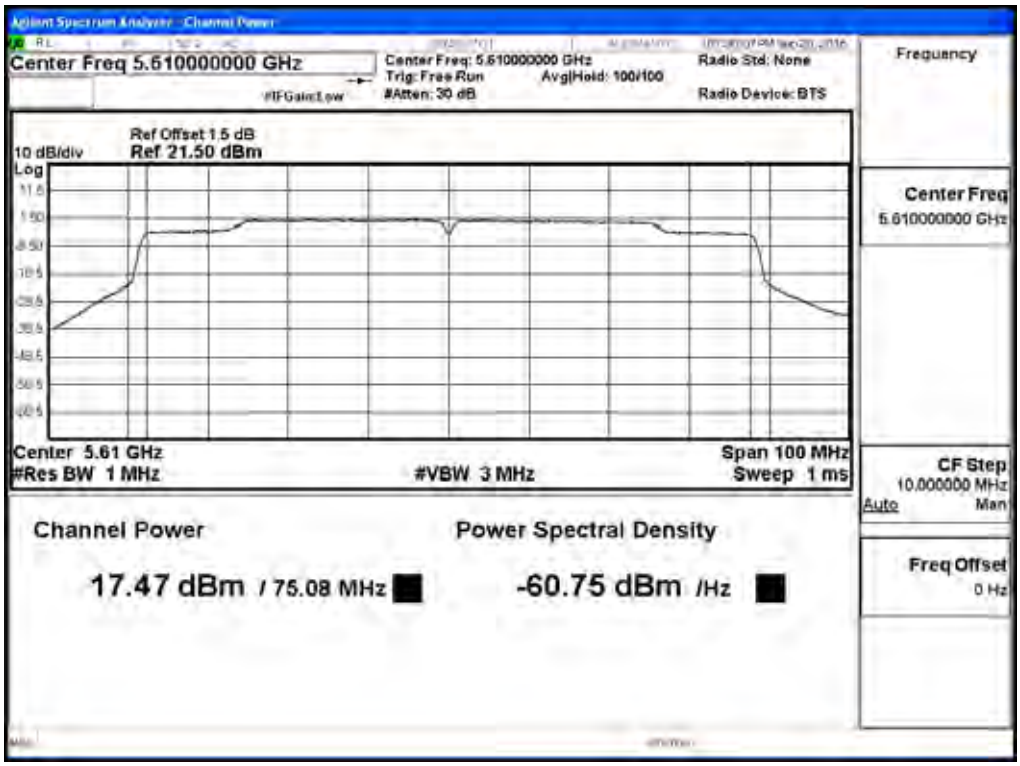

Maximum conducted output power:

Channel 138 (Band3) – Chain B

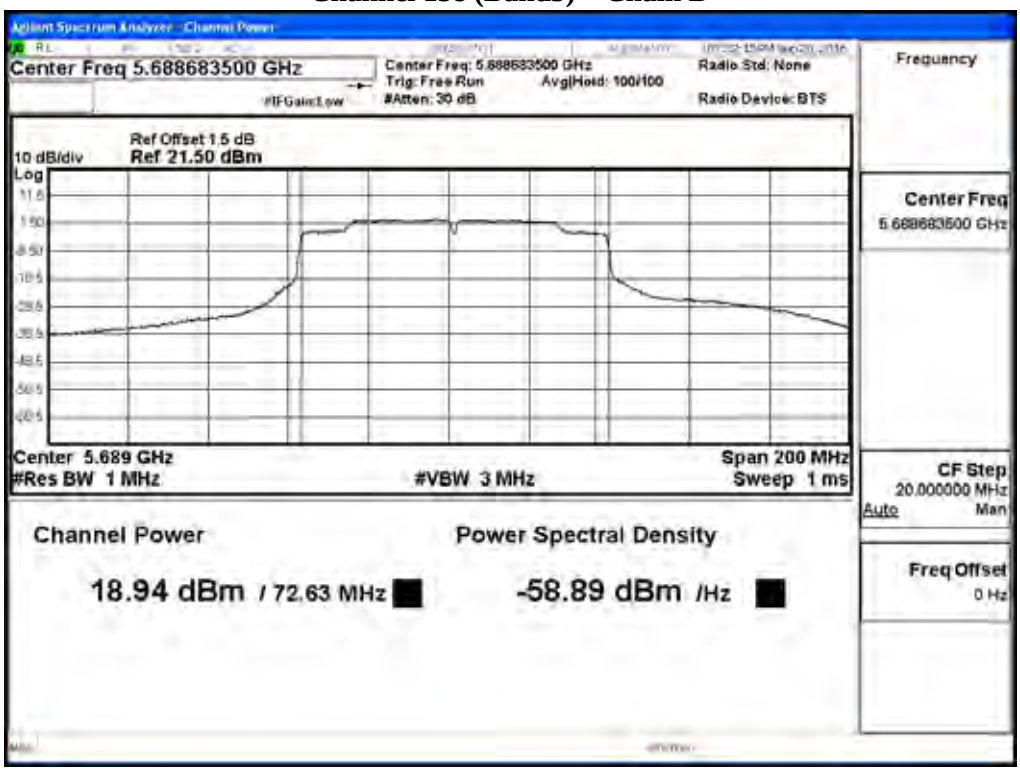

Maximum conducted output power:

Channel 138 (Band4) – Chain B

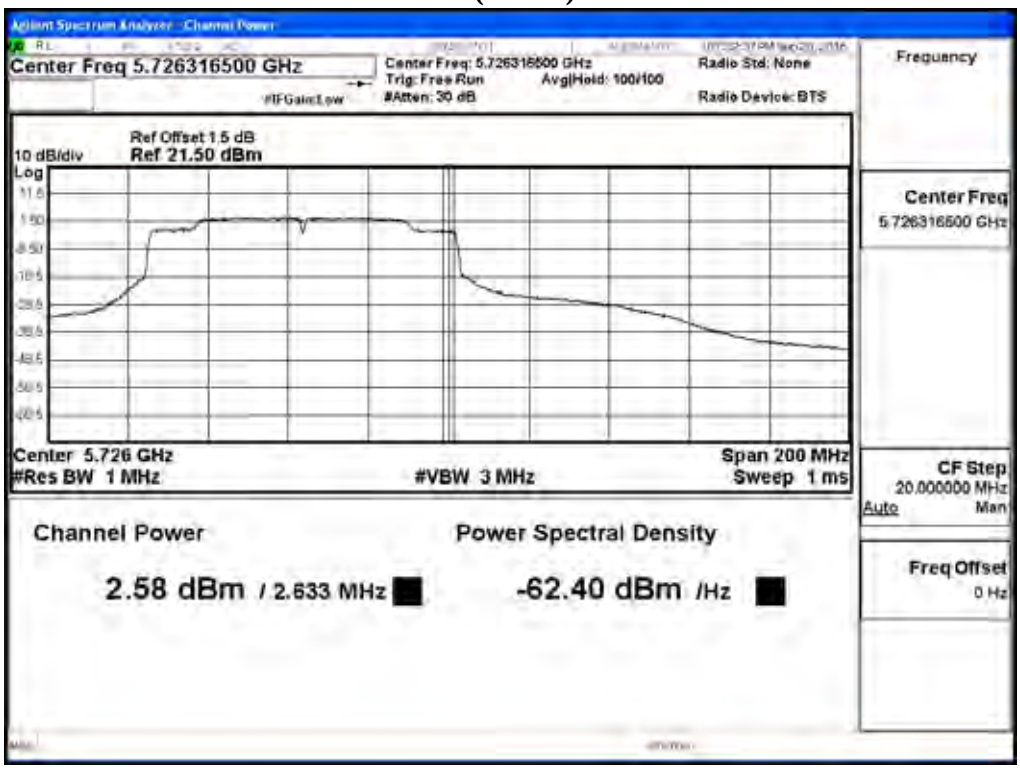

Maximum conducted output power:

Channel 155 – Chain B

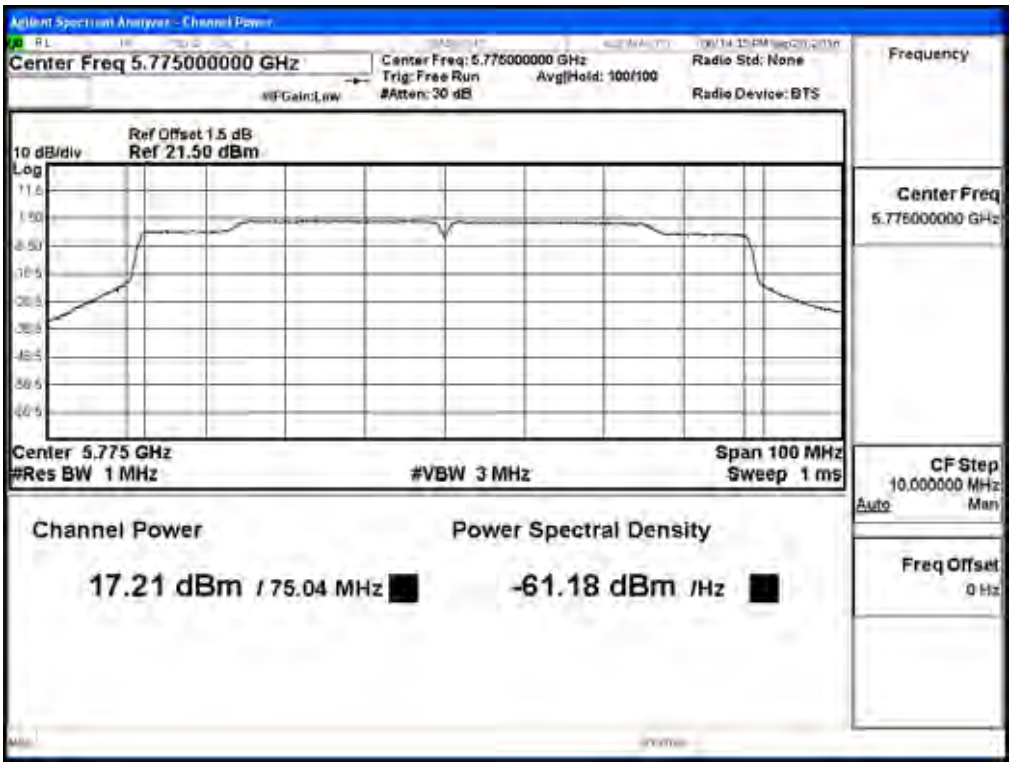

4. Radiated Emission

4.1. Test Setup

Below 1GHz

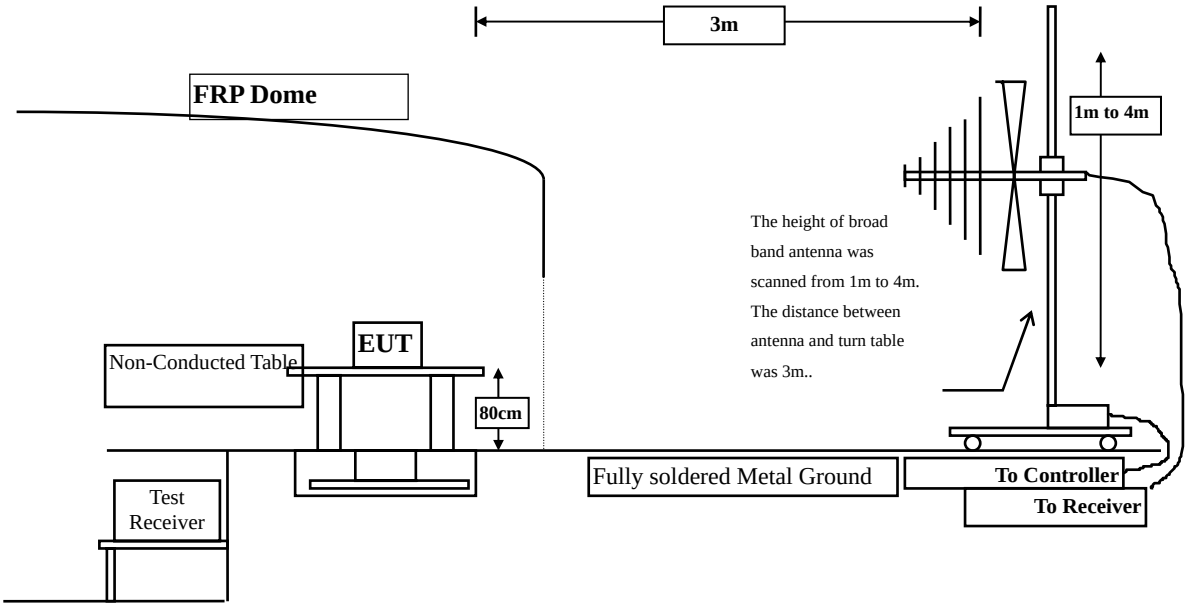

Above 1GHz

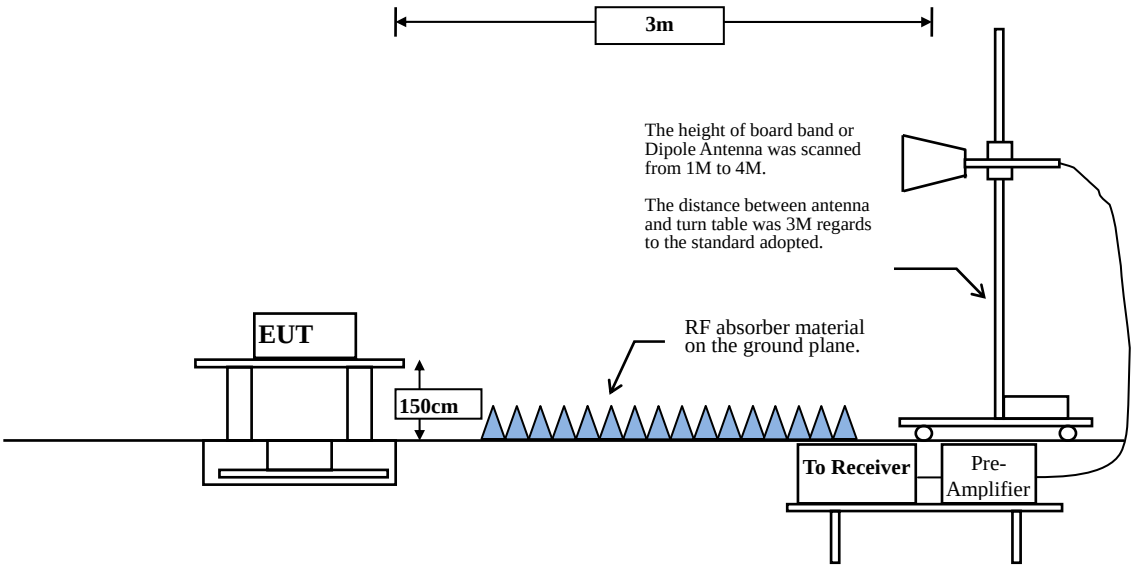

4.2. Limits

Emissions radiated outside of the specified frequency bands, except for harmonics, shall be attenuated by at least 20dB below the level of the fundamental or to the general radiated emission limits in paragraph 15.209, whichever is the lesser attenuation.

FCC Part 15 Subpart C Paragraph 15.209(a) Limits		
Frequency MHz	Field strength (microvolts/meter)	Measurement distance (meter)
0.009-0.490	2400/F(kHz)	300
0.490-1.705	24000/F(kHz)	30
1.705-30	30	30
30-88	100	3
88-216	150	3
216-960	200	3
Above 960	500	3

Remarks: E field strength (dBμV/m) = 20 log E field strength (uV/m)

4.3. Test Procedure

The EUT was setup according to ANSI C63.10, 2013 and tested according to FCC KDB-789033 test procedure for compliance to FCC 47CFR 15. 407 requirements.

Measuring the frequency range below 1GHz, the EUT is placed on a turn table which is 0.8 meter above ground,when measuring the frequency range above 1GHz, the EUT is placed on a turn table which is 1.5 meter above ground.

The turn table is rotated 360 degrees to determine the position of the maximum emission level.

The EUT was positioned such that the distance from antenna to the EUT was 3 meters.

The antenna is scanned between 1 meter and 4 meters to find out the maximum emission level. This is repeated for both horizontal and vertical polarization of the antenna. In order to find the maximum emission, all of the interface cables were manipulated according to ANSI C63.10: 2013 on radiated measurement.

The resolution bandwidth below 30MHz setting on the field strength meter is 9kHz and 30MHz~1GHz is 120kHz and above 1GHz is 1MHz.

Radiated emission measurements below 30MHz are made using Loop Antenna and 30MHz~1GHz are made using broadband Bilog antenna and above 1GHz are made using Horn Antennas.

The measurement is divided into the Preliminary Measurement and the Final Measurement.

The suspected frequencies are searched for in Preliminary Measurement with the measurement antenna kept pointed at the source of the emission both in azimuth and elevation, with the polarization of the antenna oriented for maximum response. The antenna is pointed at an angle towards the source of the emission, and the EUT is rotated in both height and polarization to maximize the measured emission. The emission is kept within the illumination area of the 3 dB bandwidth of the antenna.

The worst radiated emission is measured in the Open Area Test Site on the Final Measurement.

The measurement frequency range form 9kHz - 10th Harmonic of fundamental was investigated.

4.4. Uncertainty

± 3.8 dB below 1GHz

± 3.9 dB above 1GHz

4.5. Test Result of Radiated Emission

Product : Intel® Dual Band Wireless-AC 8265
Test Item : Harmonic Radiated Emission Data
Test Site : No.3 OATS
Test date : 2016.09.10
Test Mode : Mode 1 SISO A: Transmit (802.11a-6Mbps) (5180MHz)

Frequency MHz	Correct Factor dB	Reading Level dBμV	Measurement Level dBμV/m	Margin dB	Limit dBμV/m
Horizontal					
Peak Detector:					
10360.000	10.932	39.530	50.462	-23.538	74.000
15540.000	*	*	*	*	74.000
20720.000	*	*	*	*	74.000
25900.000	*	*	*	*	74.000
31080.000	*	*	*	*	74.000
36260.000	*	*	*	*	74.000
Average Detector:					
*	*	*	*	*	*
Vertical					
Peak Detector:					
10360.000	12.436	40.230	52.665	-21.335	74.000
15540.000	*	*	*	*	74.000
20720.000	*	*	*	*	74.000
25900.000	*	*	*	*	74.000
31080.000	*	*	*	*	74.000
36260.000	*	*	*	*	74.000
Average Detector:					
*	*	*	*	*	*

Note:
1. All Readings below 1GHz are Quasi-Peak, above 1GHz are performed with peak and/or average measurements as necessary.
2. Peak measurements: RBW = 1MHz, VBW = 3 MHz, Sweep: Auto.
3. Average measurements: RBW = 1MHz, VBW = 10 Hz, Sweep: Auto.
4. Measurement Level = Reading Level + Correct Factor.
5. Correct Factor = Antenna factor + Cable loss –Amplifier gain.
6. The average measurement was not performed when the peak measured data under the limit of average detection.
7. The emission levels of other frequencies are very lower than the limit and not show in test report.

Product	:	Intel® Dual Band Wireless-AC 8265
Test Item	:	Harmonic Radiated Emission Data
Test Site	:	No.3 OATS
Test date	:	2016.09.10
Test Mode	:	Mode 1 SISO A: Transmit (802.11a-6Mbps) (5200MHz)

Frequency MHz	Correct Factor dB	Reading Level dBμV	Measurement Level dBμV/m	Margin dB	Limit dBμV/m
Horizontal					
Peak Detector:					
10400.000	9.890	39.210	49.100	-24.900	74.000
15600.000	*	*	*	*	74.000
20800.000	*	*	*	*	74.000
26000.000	*	*	*	*	74.000
Average Detector:					
*	*	*	*	*	*
Vertical					
Peak Detector:					
10400.000	11.517	39.120	50.637	-23.363	74.000
15600.000	*	*	*	*	74.000
20800.000	*	*	*	*	74.000
26000.000	*	*	*	*	74.000
Average Detector:					
*	*	*	*	*	*

Note:

1. All Readings below 1GHz are Quasi-Peak, above 1GHz are performed with peak and/or average measurements as necessary.
2. Peak measurements: RBW = 1MHz, VBW = 3 MHz, Sweep: Auto.
3. Average measurements: RBW = 1MHz, VBW = 10 Hz, Sweep: Auto.
4. Measurement Level = Reading Level + Correct Factor.
5. Correct Factor = Antenna factor + Cable loss –Amplifier gain.
6. The average measurement was not performed when the peak measured data under the limit of average detection.
7. The emission levels of other frequencies are very lower than the limit and not show in test report.

Product	:	Intel® Dual Band Wireless-AC 8265
Test Item	:	Harmonic Radiated Emission Data
Test Site	:	No.3 OATS
Test date	:	2016.09.11
Test Mode	:	Mode 1 SISO A: Transmit (802.11a-6Mbps) (5240MHz)

Frequency MHz	Correct Factor dB	Reading Level dBμV	Measurement Level dBμV/m	Margin dB	Limit dBμV/m
Horizontal					
Peak Detector:					
10480.000	10.464	39.290	49.753	-24.247	74.000
15720.000	*	*	*	*	74.000
20960.000	*	*	*	*	74.000
26200.000	*	*	*	*	74.000
Average Detector:					
*	*	*	*	*	*
Vertical					
Peak Detector:					
10480.000	12.399	39.840	52.239	-21.761	74.000
15720.000	*	*	*	*	74.000
20960.000	*	*	*	*	74.000
26200.000	*	*	*	*	74.000
Average Detector:					
*	*	*	*	*	*

Note:

1. All Readings below 1GHz are Quasi-Peak, above 1GHz are performed with peak and/or average measurements as necessary.
2. Peak measurements: RBW = 1MHz, VBW = 3 MHz, Sweep: Auto.
3. Average measurements: RBW = 1MHz, VBW = 10 Hz, Sweep: Auto.
4. Measurement Level = Reading Level + Correct Factor.
5. Correct Factor = Antenna factor + Cable loss –Amplifier gain.
6. The average measurement was not performed when the peak measured data under the limit of average detection.
7. The emission levels of other frequencies are very lower than the limit and not show in test report.

Product	:	Intel® Dual Band Wireless-AC 8265
Test Item	:	Harmonic Radiated Emission Data
Test Site	:	No.3 OATS
Test date	:	2016.09.11
Test Mode	:	Mode 1 SISO A: Transmit (802.11a-6Mbps) (5260MHz)

Frequency MHz	Correct Factor dB	Reading Level dBμV	Measurement Level dBμV/m	Margin dB	Limit dBμV/m
Horizontal					
Peak Detector:					
10520.000	11.531	39.280	50.811	-23.189	74.000
15780.000	*	*	*	*	74.000
21040.000	*	*	*	*	74.000
26300.000	*	*	*	*	74.000
Average Detector:					
*	*	*	*	*	*
Vertical					
Peak Detector:					
10520.000	13.441	39.560	53.001	-20.999	74.000
15780.000	*	*	*	*	74.000
21040.000	*	*	*	*	74.000
26300.000	*	*	*	*	74.000
Average Detector:					
*	*	*	*	*	*

Note:

1. All Readings below 1GHz are Quasi-Peak, above 1GHz are performed with peak and/or average measurements as necessary.
2. Peak measurements: RBW = 1MHz, VBW = 3 MHz, Sweep: Auto.
3. Average measurements: RBW = 1MHz, VBW = 10 Hz, Sweep: Auto.
4. Measurement Level = Reading Level + Correct Factor.
5. Correct Factor = Antenna factor + Cable loss –Amplifier gain.
6. The average measurement was not performed when the peak measured data under the limit of average detection.
7. The emission levels of other frequencies are very lower than the limit and not show in test report.

Product	:	Intel® Dual Band Wireless-AC 8265
Test Item	:	Harmonic Radiated Emission Data
Test Site	:	No.3 OATS
Test date	:	2016.09.11
Test Mode	:	Mode 1 SISO A: Transmit (802.11a-6Mbps) (5300MHz)

Frequency MHz	Correct Factor dB	Reading Level dBμV	Measurement Level dBμV/m	Margin dB	Limit dBμV/m
Horizontal					
Peak Detector:					
10600.000	13.182	39.500	52.682	-21.318	74.000
15900.000	*	*	*	*	74.000
21200.000	*	*	*	*	74.000
26500.000	*	*	*	*	74.000
Average Detector:					
*	*	*	*	*	*
Vertical					
Peak Detector:					
10600.000	14.717	39.010	53.727	-20.273	74.000
15900.000	*	*	*	*	74.000
21200.000	*	*	*	*	74.000
26500.000	*	*	*	*	74.000
Average Detector:					
*	*	*	*	*	*

Note:

1. All Readings below 1GHz are Quasi-Peak, above 1GHz are performed with peak and/or average measurements as necessary.
2. Peak measurements: RBW = 1MHz, VBW = 3 MHz, Sweep: Auto.
3. Average measurements: RBW = 1MHz, VBW = 10 Hz, Sweep: Auto.
4. Measurement Level = Reading Level + Correct Factor.
5. Correct Factor = Antenna factor + Cable loss –Amplifier gain.
6. The average measurement was not performed when the peak measured data under the limit of average detection.
7. The emission levels of other frequencies are very lower than the limit and not show in test report.

Product	:	Intel® Dual Band Wireless-AC 8265
Test Item	:	Harmonic Radiated Emission Data
Test Site	:	No.3 OATS
Test date	:	2016.09.11
Test Mode	:	Mode 1 SISO A: Transmit (802.11a-6Mbps) (5320MHz)

Frequency MHz	Correct Factor dB	Reading Level dBμV	Measurement Level dBμV/m	Margin dB	Limit dBμV/m
Horizontal					
Peak Detector:					
10640.000	12.912	39.450	52.362	-21.638	74.000
15960.000	*	*	*	*	74.000
21280.000	*	*	*	*	74.000
26600.000	*	*	*	*	74.000
Average Detector:					
*	*	*	*	*	*
Vertical					
Peak Detector:					
10640.000	14.585	38.940	53.525	-20.475	74.000
15960.000	*	*	*	*	74.000
21280.000	*	*	*	*	74.000
26600.000	*	*	*	*	74.000
Average Detector:					
*	*	*	*	*	*

Note:

1. All Readings below 1GHz are Quasi-Peak, above 1GHz are performed with peak and/or average measurements as necessary.
2. Peak measurements: RBW = 1MHz, VBW = 3 MHz, Sweep: Auto.
3. Average measurements: RBW = 1MHz, VBW = 10 Hz, Sweep: Auto.
4. Measurement Level = Reading Level + Correct Factor.
5. Correct Factor = Antenna factor + Cable loss –Amplifier gain.
6. The average measurement was not performed when the peak measured data under the limit of average detection.
7. The emission levels of other frequencies are very lower than the limit and not show in test report.

Product	:	Intel® Dual Band Wireless-AC 8265
Test Item	:	Harmonic Radiated Emission Data
Test Site	:	No.3 OATS
Test date	:	2016.09.11
Test Mode	:	Mode 1 SISO A: Transmit (802.11a-6Mbps) (5500MHz)

Frequency MHz	Correct Factor dB	Reading Level dBμV	Measurement Level dBμV/m	Margin dB	Limit dBμV/m
Horizontal					
Peak Detector:					
11000.000	12.513	39.260	51.773	-22.227	74.000
16500.000	*	*	*	*	74.000
22000.000	*	*	*	*	74.000
27500.000	*	*	*	*	74.000
Average Detector:					
*	*	*	*	*	*
Vertical					
Peak Detector:					
11000.000	14.635	39.240	53.875	-20.125	74.000
16500.000	*	*	*	*	74.000
22000.000	*	*	*	*	74.000
27500.000	*	*	*	*	74.000
Average Detector:					
*	*	*	*	*	*

Note:

1. All Readings below 1GHz are Quasi-Peak, above 1GHz are performed with peak and/or average measurements as necessary.
2. Peak measurements: RBW = 1MHz, VBW = 3 MHz, Sweep: Auto.
3. Average measurements: RBW = 1MHz, VBW = 10 Hz, Sweep: Auto.
4. Measurement Level = Reading Level + Correct Factor.
5. Correct Factor = Antenna factor + Cable loss –Amplifier gain.
6. The average measurement was not performed when the peak measured data under the limit of average detection.
7. The emission levels of other frequencies are very lower than the limit and not show in test report.

Product	:	Intel® Dual Band Wireless-AC 8265
Test Item	:	Harmonic Radiated Emission Data
Test Site	:	No.3 OATS
Test date	:	2016.09.11
Test Mode	:	Mode 1 SISO A: Transmit (802.11a-6Mbps) (5600MHz)

Frequency MHz	Correct Factor dB	Reading Level dBμV	Measurement Level dBμV/m	Margin dB	Limit dBμV/m
Horizontal					
Peak Detector:					
11200.000	12.953	39.150	52.104	-21.896	74.000
16800.000	*	*	*	*	74.000
22400.000	*	*	*	*	74.000
28000.000	*	*	*	*	74.000
Average Detector:					
*	*	*	*	*	*
Vertical					
Peak Detector:					
11200.000	15.197	38.570	53.767	-20.233	74.000
16800.000	*	*	*	*	74.000
22400.000	*	*	*	*	74.000
28000.000	*	*	*	*	74.000
Average Detector:					
*	*	*	*	*	*

Note:

1. All Readings below 1GHz are Quasi-Peak, above 1GHz are performed with peak and/or average measurements as necessary.
2. Peak measurements: RBW = 1MHz, VBW = 3 MHz, Sweep: Auto.
3. Average measurements: RBW = 1MHz, VBW = 10 Hz, Sweep: Auto.
4. Measurement Level = Reading Level + Correct Factor.
5. Correct Factor = Antenna factor + Cable loss –Amplifier gain.
6. The average measurement was not performed when the peak measured data under the limit of average detection.
7. The emission levels of other frequencies are very lower than the limit and not show in test report.

Product	:	Intel® Dual Band Wireless-AC 8265
Test Item	:	Harmonic Radiated Emission Data
Test Site	:	No.3 OATS
Test date	:	2016.09.11
Test Mode	:	Mode 1 SISO A: Transmit (802.11a-6Mbps) (5700MHz)

Frequency MHz	Correct Factor dB	Reading Level dBμV	Measurement Level dBμV/m	Margin dB	Limit dBμV/m
Horizontal					
Peak Detector:					
11400.000	14.753	38.370	53.123	-20.877	74.000
17100.000	*	*	*	*	74.000
22800.000	*	*	*	*	74.000
28500.000	*	*	*	*	74.000
Average Detector:					
*	*	*	*	*	*
Vertical					
Peak Detector:					
11400.000	16.303	37.290	53.593	-20.407	74.000
17100.000	*	*	*	*	74.000
22800.000	*	*	*	*	74.000
28500.000	*	*	*	*	74.000
Average Detector:					
*	*	*	*	*	*

Note:

1. All Readings below 1GHz are Quasi-Peak, above 1GHz are performed with peak and/or average measurements as necessary.
2. Peak measurements: RBW = 1MHz, VBW = 3 MHz, Sweep: Auto.
3. Average measurements: RBW = 1MHz, VBW = 10 Hz, Sweep: Auto.
4. Measurement Level = Reading Level + Correct Factor.
5. Correct Factor = Antenna factor + Cable loss –Amplifier gain.
6. The average measurement was not performed when the peak measured data under the limit of average detection.
7. The emission levels of other frequencies are very lower than the limit and not show in test report.

Product	:	Intel® Dual Band Wireless-AC 8265
Test Item	:	Harmonic Radiated Emission Data
Test Site	:	No.3 OATS
Test date	:	2016.09.11
Test Mode	:	Mode 1 SISO A: Transmit (802.11a-6Mbps) (5745MHz)

Frequency MHz	Correct Factor dB	Reading Level dBuV	Measurement Level dBuV/m	Margin dB	Limit dBuV/m
Horizontal Peak Detector:					
11490.000	15.004	37.150	52.154	-21.846	74.000
17235.000	*	*	*	*	74.000
22980.000	*	*	*	*	74.000
28752.000	*	*	*	*	74.000
34470.000	*	*	*	*	74.000
40215.000	*	*	*	*	74.000
Average Detector:					
--					
Vertical Peak Detector:					
11490.000	16.520	36.970	53.490	-20.510	74.000
17235.000	*	*	*	*	74.000
22980.000	*	*	*	*	74.000
28752.000	*	*	*	*	74.000
34470.000	*	*	*	*	74.000
40215.000	*	*	*	*	74.000
Average Detector:					
--					

Note:

1. All Readings below 1GHz are Quasi-Peak, above 1GHz are performed with peak and/or average measurements as necessary.
2. Peak measurements: RBW = 1MHz, VBW = 3 MHz, Sweep: Auto.
3. Average measurements: RBW = 1MHz, VBW = 10 Hz, Sweep: Auto.
4. Measurement Level = Reading Level + Correct Factor.
5. Correct Factor = Antenna factor + Cable loss –Amplifier gain.
6. The average measurement was not performed when the peak measured data under the limit of average detection.
7. The emission levels of other frequencies are very lower than the limit and not show in test report.

Product	:	Intel® Dual Band Wireless-AC 8265
Test Item	:	Harmonic Radiated Emission Data
Test Site	:	No.3 OATS
Test date	:	2016.09.11
Test Mode	:	Mode 1 SISO A: Transmit (802.11a-6Mbps) (5785MHz)

Frequency MHz	Correct Factor dB	Reading Level dBuV	Measurement Level dBuV/m	Margin dB	Limit dBuV/m
Horizontal Peak Detector:					
11570.000	15.207	38.440	53.647	-20.353	74.000
17355.000	*	*	*	*	74.000
20800.000	*	*	*	*	74.000
26000.000	*	*	*	*	74.000
31200.000	*	*	*	*	74.000
36400.000	*	*	*	*	74.000
Average Detector:					
--					
Vertical Peak Detector:					
11570.000	16.573	37.280	53.852	-20.148	74.000
17355.000	*	*	*	*	74.000
20800.000	*	*	*	*	74.000
26000.000	*	*	*	*	74.000
31200.000	*	*	*	*	74.000
36400.000	*	*	*	*	74.000
Average Detector:					
--					

Note:

1. All Readings below 1GHz are Quasi-Peak, above 1GHz are performed with peak and/or average measurements as necessary.
2. Peak measurements: RBW = 1MHz, VBW = 3 MHz, Sweep: Auto.
3. Average measurements: RBW = 1MHz, VBW = 10 Hz, Sweep: Auto.
4. Measurement Level = Reading Level + Correct Factor.
5. Correct Factor = Antenna factor + Cable loss –Amplifier gain.
6. The average measurement was not performed when the peak measured data under the limit of average detection.
7. The emission levels of other frequencies are very lower than the limit and not show in test report.

Product	:	Intel® Dual Band Wireless-AC 8265
Test Item	:	Harmonic Radiated Emission Data
Test Site	:	No.3 OATS
Test date	:	2016.09.11
Test Mode	:	Mode 1 SISO A: Transmit (802.11a-6Mbps) (5825MHz)

Frequency MHz	Correct Factor dB	Reading Level dBuV	Measurement Level dBuV/m	Margin dB	Limit dBuV/m
Horizontal Peak Detector:					
11650.000	13.504	38.740	52.244	-21.756	74.000
17475.000	*	*	*	*	74.000
20960.000	*	*	*	*	74.000
26200.000	*	*	*	*	74.000
31440000	*	*	*	*	74.000
36680.000	*	*	*	*	74.000
Average Detector:					
--					
Vertical Peak Detector:					
11650.000	14.959	38.240	53.199	-20.801	74.000
17475.000	*	*	*	*	74.000
20960.000	*	*	*	*	74.000
26200.000	*	*	*	*	74.000
31440000	*	*	*	*	74.000
36680.000	*	*	*	*	74.000
Average Detector:					
--					

Note:

1. All Readings below 1GHz are Quasi-Peak, above 1GHz are performed with peak and/or average measurements as necessary.
2. Peak measurements: RBW = 1MHz, VBW = 3 MHz, Sweep: Auto.
3. Average measurements: RBW = 1MHz, VBW = 10 Hz, Sweep: Auto.
4. Measurement Level = Reading Level + Correct Factor.
5. Correct Factor = Antenna factor + Cable loss –Amplifier gain.
6. The average measurement was not performed when the peak measured data under the limit of average detection.
7. The emission levels of other frequencies are very lower than the limit and not show in test report.

Product	:	Intel® Dual Band Wireless-AC 8265
Test Item	:	Harmonic Radiated Emission Data
Test Site	:	No.3 OATS
Test date	:	2016.09.11
Test Mode	:	Mode 1 SISO A: Transmit (802.11n-20BW 7.2Mbps) (5180MHz)

Frequency MHz	Correct Factor dB	Reading Level dBμV	Measurement Level dBμV/m	Margin dB	Limit dBμV/m
Horizontal					
Peak Detector:					
10360.000	10.932	39.800	50.732	-23.268	74.000
15540.000	*	*	*	*	74.000
20720.000	*	*	*	*	74.000
25900.000	*	*	*	*	74.000
Average Detector:					
*	*	*	*	*	*
Vertical					
Peak Detector:					
10360.000	12.436	39.880	52.315	-21.685	74.000
15540.000	*	*	*	*	74.000
20720.000	*	*	*	*	74.000
25900.000	*	*	*	*	74.000
Average Detector:					
*	*	*	*	*	*

Note:

1. All Readings below 1GHz are Quasi-Peak, above 1GHz are performed with peak and/or average measurements as necessary.
2. Peak measurements: RBW = 1MHz, VBW = 3 MHz, Sweep: Auto.
3. Average measurements: RBW = 1MHz, VBW = 10 Hz, Sweep: Auto.
4. Measurement Level = Reading Level + Correct Factor.
5. Correct Factor = Antenna factor + Cable loss –Amplifier gain.
6. The average measurement was not performed when the peak measured data under the limit of average detection.
7. The emission levels of other frequencies are very lower than the limit and not show in test report.

Product	:	Intel® Dual Band Wireless-AC 8265
Test Item	:	Harmonic Radiated Emission Data
Test Site	:	No.3 OATS
Test date	:	2016.09.11
Test Mode	:	Mode 1 SISO A: Transmit (802.11n-20BW 7.2Mbps) (5200MHz)

Frequency MHz	Correct Factor dB	Reading Level dBμV	Measurement Level dBμV/m	Margin dB	Limit dBμV/m
Horizontal					
Peak Detector:					
10400.000	9.890	40.840	50.730	-23.270	74.000
15600.000	*	*	*	*	74.000
20800.000	*	*	*	*	74.000
26000.000	*	*	*	*	74.000
Average Detector:					
*	*	*	*	*	*
Vertical					
Peak Detector:					
10400.000	11.517	40.170	51.687	-22.313	74.000
15600.000	*	*	*	*	74.000
20800.000	*	*	*	*	74.000
26000.000	*	*	*	*	74.000
Average Detector:					
*	*	*	*	*	*

Note:

1. All Readings below 1GHz are Quasi-Peak, above 1GHz are performed with peak and/or average measurements as necessary.
2. Peak measurements: RBW = 1MHz, VBW = 3 MHz, Sweep: Auto.
3. Average measurements: RBW = 1MHz, VBW = 10 Hz, Sweep: Auto.
4. Measurement Level = Reading Level + Correct Factor.
5. Correct Factor = Antenna factor + Cable loss –Amplifier gain.
6. The average measurement was not performed when the peak measured data under the limit of average detection.
7. The emission levels of other frequencies are very lower than the limit and not show in test report.

Product	:	Intel® Dual Band Wireless-AC 8265
Test Item	:	Harmonic Radiated Emission Data
Test Site	:	No.3 OATS
Test date	:	2016.09.11
Test Mode	:	Mode 1 SISO A: Transmit (802.11n-20BW 7.2Mbps) (5240MHz)

Frequency MHz	Correct Factor dB	Reading Level dBμV	Measurement Level dBμV/m	Margin dB	Limit dBμV/m
Horizontal					
Peak Detector:					
10480.000	10.464	40.670	51.133	-22.867	74.000
15720.000	*	*	*	*	74.000
20960.000	*	*	*	*	74.000
26200.000	*	*	*	*	74.000
Average Detector:					
*	*	*	*	*	*
Vertical					
Peak Detector:					
10480.000	12.399	40.550	52.949	-21.051	74.000
15720.000	*	*	*	*	74.000
20960.000	*	*	*	*	74.000
26200.000	*	*	*	*	74.000
Average Detector:					
*	*	*	*	*	*

Note:

1. All Readings below 1GHz are Quasi-Peak, above 1GHz are performed with peak and/or average measurements as necessary.
2. Peak measurements: RBW = 1MHz, VBW = 3 MHz, Sweep: Auto.
3. Average measurements: RBW = 1MHz, VBW = 10 Hz, Sweep: Auto.
4. Measurement Level = Reading Level + Correct Factor.
5. Correct Factor = Antenna factor + Cable loss –Amplifier gain.
6. The average measurement was not performed when the peak measured data under the limit of average detection.
7. The emission levels of other frequencies are very lower than the limit and not show in test report.

Product	:	Intel® Dual Band Wireless-AC 8265
Test Item	:	Harmonic Radiated Emission Data
Test Site	:	No.3 OATS
Test date	:	2016.09.11
Test Mode	:	Mode 1 SISO A: Transmit (802.11n-20BW 7.2Mbps) (5260MHz)

Frequency MHz	Correct Factor dB	Reading Level dBμV	Measurement Level dBμV/m	Margin dB	Limit dBμV/m
Horizontal					
Peak Detector:					
10520.000	11.531	40.130	51.661	-22.339	74.000
15780.000	*	*	*	*	74.000
21040.000	*	*	*	*	74.000
26300.000	*	*	*	*	74.000
Average Detector:					
*	*	*	*	*	*
Vertical					
Peak Detector:					
10520.000	13.441	39.780	53.221	-20.779	74.000
15780.000	*	*	*	*	74.000
21040.000	*	*	*	*	74.000
26300.000	*	*	*	*	74.000
Average Detector:					
*	*	*	*	*	*

Note:

1. All Readings below 1GHz are Quasi-Peak, above 1GHz are performed with peak and/or average measurements as necessary.
2. Peak measurements: RBW = 1MHz, VBW = 3 MHz, Sweep: Auto.
3. Average measurements: RBW = 1MHz, VBW = 10 Hz, Sweep: Auto.
4. Measurement Level = Reading Level + Correct Factor.
5. Correct Factor = Antenna factor + Cable loss –Amplifier gain.
6. The average measurement was not performed when the peak measured data under the limit of average detection.
7. The emission levels of other frequencies are very lower than the limit and not show in test report.

Product	:	Intel® Dual Band Wireless-AC 8265
Test Item	:	Harmonic Radiated Emission Data
Test Site	:	No.3 OATS
Test date	:	2016.09.11
Test Mode	:	Mode 1 SISO A: Transmit (802.11n-20BW 7.2Mbps) (5300MHz)

Frequency MHz	Correct Factor dB	Reading Level dBμV	Measurement Level dBμV/m	Margin dB	Limit dBμV/m
Horizontal					
Peak Detector:					
10600.000	13.182	40.190	53.372	-20.628	74.000
15900.000	*	*	*	*	74.000
21200.000	*	*	*	*	74.000
26500.000	*	*	*	*	74.000
Average Detector:					
*	*	*	*	*	*
Vertical					
Peak Detector:					
10600.000	14.717	38.970	53.687	-20.313	74.000
15900.000	*	*	*	*	74.000
21200.000	*	*	*	*	74.000
26500.000	*	*	*	*	74.000
Average Detector:					
*	*	*	*	*	*

Note:

1. All Readings below 1GHz are Quasi-Peak, above 1GHz are performed with peak and/or average measurements as necessary.
2. Peak measurements: RBW = 1MHz, VBW = 3 MHz, Sweep: Auto.
3. Average measurements: RBW = 1MHz, VBW = 10 Hz, Sweep: Auto.
4. Measurement Level = Reading Level + Correct Factor.
5. Correct Factor = Antenna factor + Cable loss –Amplifier gain.
6. The average measurement was not performed when the peak measured data under the limit of average detection.
7. The emission levels of other frequencies are very lower than the limit and not show in test report.

Product	:	Intel® Dual Band Wireless-AC 8265
Test Item	:	Harmonic Radiated Emission Data
Test Site	:	No.3 OATS
Test date	:	2016.09.11
Test Mode	:	Mode 1 SISO A: Transmit (802.11n-20BW 7.2Mbps) (5320MHz)

Frequency MHz	Correct Factor dB	Reading Level dBμV	Measurement Level dBμV/m	Margin dB	Limit dBμV/m
Horizontal					
Peak Detector:					
10640.000	12.912	39.470	52.382	-21.618	74.000
15960.000	*	*	*	*	74.000
21280.000	*	*	*	*	74.000
26600.000	*	*	*	*	74.000
Average Detector:					
*	*	*	*	*	*
Vertical					
Peak Detector:					
10640.000	14.585	38.870	53.455	-20.545	74.000
15960.000	*	*	*	*	74.000
21280.000	*	*	*	*	74.000
26600.000	*	*	*	*	74.000
Average Detector:					
*	*	*	*	*	*

Note:

1. All Readings below 1GHz are Quasi-Peak, above 1GHz are performed with peak and/or average measurements as necessary.
2. Peak measurements: RBW = 1MHz, VBW = 3 MHz, Sweep: Auto.
3. Average measurements: RBW = 1MHz, VBW = 10 Hz, Sweep: Auto.
4. Measurement Level = Reading Level + Correct Factor.
5. Correct Factor = Antenna factor + Cable loss –Amplifier gain.
6. The average measurement was not performed when the peak measured data under the limit of average detection.
7. The emission levels of other frequencies are very lower than the limit and not show in test report.

Product	:	Intel® Dual Band Wireless-AC 8265
Test Item	:	Harmonic Radiated Emission Data
Test Site	:	No.3 OATS
Test date	:	2016.09.11
Test Mode	:	Mode 1 SISO A: Transmit (802.11n-20BW 7.2Mbps) (5500MHz)

Frequency MHz	Correct Factor dB	Reading Level dBμV	Measurement Level dBμV/m	Margin dB	Limit dBμV/m
Horizontal					
Peak Detector:					
11000.000	12.513	40.780	53.293	-20.707	74.000
16500.000	*	*	*	*	74.000
22000.000	*	*	*	*	74.000
27500.000	*	*	*	*	74.000
Average Detector:					
*	*	*	*	*	*
Vertical					
Peak Detector:					
11000.000	14.635	38.850	53.485	-20.515	74.000
16500.000	*	*	*	*	74.000
22000.000	*	*	*	*	74.000
27500.000	*	*	*	*	74.000
Average Detector:					
*	*	*	*	*	*

Note:

1. All Readings below 1GHz are Quasi-Peak, above 1GHz are performed with peak and/or average measurements as necessary.
2. Peak measurements: RBW = 1MHz, VBW = 3 MHz, Sweep: Auto.
3. Average measurements: RBW = 1MHz, VBW = 10 Hz, Sweep: Auto.
4. Measurement Level = Reading Level + Correct Factor.
5. Correct Factor = Antenna factor + Cable loss –Amplifier gain.
6. The average measurement was not performed when the peak measured data under the limit of average detection.
7. The emission levels of other frequencies are very lower than the limit and not show in test report.

Product	:	Intel® Dual Band Wireless-AC 8265
Test Item	:	Harmonic Radiated Emission Data
Test Site	:	No.3 OATS
Test date	:	2016.09.11
Test Mode	:	Mode 1 SISO A: Transmit (802.11n-20BW 7.2Mbps) (5600MHz)

Frequency MHz	Correct Factor dB	Reading Level dBμV	Measurement Level dBμV/m	Margin dB	Limit dBμV/m
Horizontal					
Peak Detector:					
11200.000	12.953	40.150	53.104	-20.896	74.000
16800.000	*	*	*	*	74.000
22400.000	*	*	*	*	74.000
28000.000	*	*	*	*	74.000
Average Detector:					
*	*	*	*	*	*
Vertical					
Peak Detector:					
11200.000	15.197	38.440	53.637	-20.363	74.000
16800.000	*	*	*	*	74.000
22400.000	*	*	*	*	74.000
28000.000	*	*	*	*	74.000
Average Detector:					
*	*	*	*	*	*

Note:

1. All Readings below 1GHz are Quasi-Peak, above 1GHz are performed with peak and/or average measurements as necessary.
2. Peak measurements: RBW = 1MHz, VBW = 3 MHz, Sweep: Auto.
3. Average measurements: RBW = 1MHz, VBW = 10 Hz, Sweep: Auto.
4. Measurement Level = Reading Level + Correct Factor.
5. Correct Factor = Antenna factor + Cable loss –Amplifier gain.
6. The average measurement was not performed when the peak measured data under the limit of average detection.
7. The emission levels of other frequencies are very lower than the limit and not show in test report.

Product	:	Intel® Dual Band Wireless-AC 8265
Test Item	:	Harmonic Radiated Emission Data
Test Site	:	No.3 OATS
Test date	:	2016.09.11
Test Mode	:	Mode 1 SISO A: Transmit (802.11n-20BW 7.2Mbps) (5700MHz)

Frequency MHz	Correct Factor dB	Reading Level dBμV	Measurement Level dBμV/m	Margin dB	Limit dBμV/m
Horizontal					
Peak Detector:					
11400.000	14.753	38.350	53.103	-20.897	74.000
17100.000	*	*	*	*	74.000
22800.000	*	*	*	*	74.000
28500.000	*	*	*	*	74.000
Average Detector:					
*	*	*	*	*	*
Vertical					
Peak Detector:					
11400.000	16.303	37.080	53.383	-20.617	74.000
17100.000	*	*	*	*	74.000
22800.000	*	*	*	*	74.000
28500.000	*	*	*	*	74.000
Average Detector:					
*	*	*	*	*	*

Note:

1. All Readings below 1GHz are Quasi-Peak, above 1GHz are performed with peak and/or average measurements as necessary.
2. Peak measurements: RBW = 1MHz, VBW = 3 MHz, Sweep: Auto.
3. Average measurements: RBW = 1MHz, VBW = 10 Hz, Sweep: Auto.
4. Measurement Level = Reading Level + Correct Factor.
5. Correct Factor = Antenna factor + Cable loss –Amplifier gain.
6. The average measurement was not performed when the peak measured data under the limit of average detection.
7. The emission levels of other frequencies are very lower than the limit and not show in test report.

Product	:	Intel® Dual Band Wireless-AC 8265
Test Item	:	Harmonic Radiated Emission Data
Test Site	:	No.3 OATS
Test date	:	2016.09.11
Test Mode	:	Mode 1 SISO A: Transmit (802.11n-20BW 7.2Mbps) (5745MHz)

Frequency MHz	Correct Factor dB	Reading Level dBuV	Measurement Level dBuV/m	Margin dB	Limit dBuV/m
Horizontal Peak Detector:					
11490.000	15.004	38.560	53.564	-20.436	74.000
17235.000	*	*	*	*	74.000
22980.000	*	*	*	*	74.000
28752.000	*	*	*	*	74.000
34470.000	*	*	*	*	74.000
40215.000	*	*	*	*	74.000
Average Detector:					
--					
Vertical Peak Detector:					
11490.000	16.520	36.960	53.480	-20.520	74.000
17235.000	*	*	*	*	74.000
22980.000	*	*	*	*	74.000
28752.000	*	*	*	*	74.000
34470.000	*	*	*	*	74.000
40215.000	*	*	*	*	74.000
Average Detector:					
--					

Note:

1. All Readings below 1GHz are Quasi-Peak, above 1GHz are performed with peak and/or average measurements as necessary.
2. Peak measurements: RBW = 1MHz, VBW = 3 MHz, Sweep: Auto.
3. Average measurements: RBW = 1MHz, VBW = 10 Hz, Sweep: Auto.
4. Measurement Level = Reading Level + Correct Factor.
5. Correct Factor = Antenna factor + Cable loss –Amplifier gain.
6. The average measurement was not performed when the peak measured data under the limit of average detection.
7. The emission levels of other frequencies are very lower than the limit and not show in test report.

Product	:	Intel® Dual Band Wireless-AC 8265
Test Item	:	Harmonic Radiated Emission Data
Test Site	:	No.3 OATS
Test date	:	2016.09.11
Test Mode	:	Mode 1 SISO A: Transmit (802.11n-20BW 7.2Mbps) (5785MHz)

Frequency MHz	Correct Factor dB	Reading Level dBuV	Measurement Level dBuV/m	Margin dB	Limit dBuV/m
Horizontal Peak Detector:					
11570.000	15.207	38.020	53.227	-20.773	74.000
17355.000	*	*	*	*	74.000
20800.000	*	*	*	*	74.000
26000.000	*	*	*	*	74.000
31200.000	*	*	*	*	74.000
36400.000	*	*	*	*	74.000
Average Detector:					
--					
Vertical Peak Detector:					
11570.000	16.573	37.050	53.622	-20.378	74.000
17355.000	*	*	*	*	74.000
20800.000	*	*	*	*	74.000
26000.000	*	*	*	*	74.000
31200.000	*	*	*	*	74.000
36400.000	*	*	*	*	74.000
Average Detector:					
--					

Note:

1. All Readings below 1GHz are Quasi-Peak, above 1GHz are performed with peak and/or average measurements as necessary.
2. Peak measurements: RBW = 1MHz, VBW = 3 MHz, Sweep: Auto.
3. Average measurements: RBW = 1MHz, VBW = 10 Hz, Sweep: Auto.
4. Measurement Level = Reading Level + Correct Factor.
5. Correct Factor = Antenna factor + Cable loss –Amplifier gain.
6. The average measurement was not performed when the peak measured data under the limit of average detection.
7. The emission levels of other frequencies are very lower than the limit and not show in test report.

Product	:	Intel® Dual Band Wireless-AC 8265
Test Item	:	Harmonic Radiated Emission Data
Test Site	:	No.3 OATS
Test date	:	2016.09.11
Test Mode	:	Mode 1 SISO A: Transmit (802.11n-20BW 7.2Mbps) (5825MHz)

Frequency MHz	Correct Factor dB	Reading Level dBuV	Measurement Level dBuV/m	Margin dB	Limit dBuV/m
Horizontal Peak Detector:					
11650.000	13.504	39.720	53.224	-20.776	74.000
17475.000	*	*	*	*	74.000
20960.000	*	*	*	*	74.000
26200.000	*	*	*	*	74.000
31440000	*	*	*	*	74.000
36680.000	*	*	*	*	74.000
Average Detector:					
--					
Vertical Peak Detector:					
11650.000	14.959	37.500	52.459	-21.541	74.000
17475.000	*	*	*	*	74.000
20960.000	*	*	*	*	74.000
26200.000	*	*	*	*	74.000
31440000	*	*	*	*	74.000
36680.000	*	*	*	*	74.000
Average Detector:					
--					

Note:

1. All Readings below 1GHz are Quasi-Peak, above 1GHz are performed with peak and/or average measurements as necessary.
2. Peak measurements: RBW = 1MHz, VBW = 3 MHz, Sweep: Auto.
3. Average measurements: RBW = 1MHz, VBW = 10 Hz, Sweep: Auto.
4. Measurement Level = Reading Level + Correct Factor.
5. Correct Factor = Antenna factor + Cable loss –Amplifier gain.
6. The average measurement was not performed when the peak measured data under the limit of average detection.
7. The emission levels of other frequencies are very lower than the limit and not show in test report.

Product	:	Intel® Dual Band Wireless-AC 8265
Test Item	:	Harmonic Radiated Emission Data
Test Site	:	No.3 OATS
Test date	:	2016.09.11
Test Mode	:	Mode 1 SISO A: Transmit (802.11n-40BW 15Mbps) (5190MHz)

Frequency MHz	Correct Factor dB	Reading Level dBμV	Measurement Level dBμV/m	Margin dB	Limit dBμV/m
Horizontal					
Peak Detector:					
10380.000	10.400	41.640	52.040	-21.960	74.000
15570.000	*	*	*	*	74.000
20760.000	*	*	*	*	74.000
25950.000	*	*	*	*	74.000
Average Detector:					
*	*	*	*	*	*
Vertical					
Peak Detector:					
10380.000	11.965	40.410	52.376	-21.624	74.000
15570.000	*	*	*	*	74.000
20760.000	*	*	*	*	74.000
25950.000	*	*	*	*	74.000
Average Detector:					
*	*	*	*	*	*

Note:

1. All Readings below 1GHz are Quasi-Peak, above 1GHz are performed with peak and/or average measurements as necessary.
2. Peak measurements: RBW = 1MHz, VBW = 3 MHz, Sweep: Auto.
3. Average measurements: RBW = 1MHz, VBW = 10 Hz, Sweep: Auto.
4. Measurement Level = Reading Level + Correct Factor.
5. Correct Factor = Antenna factor + Cable loss –Amplifier gain.
6. The average measurement was not performed when the peak measured data under the limit of average detection.
7. The emission levels of other frequencies are very lower than the limit and not show in test report.

Product	:	Intel® Dual Band Wireless-AC 8265
Test Item	:	Harmonic Radiated Emission Data
Test Site	:	No.3 OATS
Test date	:	2016.09.11
Test Mode	:	Mode 1 SISO A: Transmit (802.11n-40BW 15Mbps) (5230MHz)

Frequency MHz	Correct Factor dB	Reading Level dBμV	Measurement Level dBμV/m	Margin dB	Limit dBμV/m
Horizontal					
Peak Detector:					
10460.000	9.932	40.400	50.332	-23.668	74.000
15690.000	*	*	*	*	74.000
20920.000	*	*	*	*	74.000
26150.000	*	*	*	*	74.000
Average Detector:					
*	*	*	*	*	*
Vertical					
Peak Detector:					
10460.000	11.790	40.730	52.520	-21.480	74.000
15690.000	*	*	*	*	74.000
20920.000	*	*	*	*	74.000
26150.000	*	*	*	*	74.000
Average Detector:					
*	*	*	*	*	*

Note:

1. All Readings below 1GHz are Quasi-Peak, above 1GHz are performed with peak and/or average measurements as necessary.
2. Peak measurements: RBW = 1MHz, VBW = 3 MHz, Sweep: Auto.
3. Average measurements: RBW = 1MHz, VBW = 10 Hz, Sweep: Auto.
4. Measurement Level = Reading Level + Correct Factor.
5. Correct Factor = Antenna factor + Cable loss –Amplifier gain.
6. The average measurement was not performed when the peak measured data under the limit of average detection.
7. The emission levels of other frequencies are very lower than the limit and not show in test report.

Product	:	Intel® Dual Band Wireless-AC 8265
Test Item	:	Harmonic Radiated Emission Data
Test Site	:	No.3 OATS
Test date	:	2016.09.11
Test Mode	:	Mode 1 SISO A: Transmit (802.11n-40BW 15Mbps) (5270MHz)

Frequency MHz	Correct Factor dB	Reading Level dBμV	Measurement Level dBμV/m	Margin dB	Limit dBμV/m
Horizontal					
Peak Detector:					
10540.000	12.058	38.790	50.849	-23.151	74.000
15810.000	*	*	*	*	74.000
21080.000	*	*	*	*	74.000
26350.000	*	*	*	*	74.000
Average Detector:					
*	*	*	*	*	*
Vertical					
Peak Detector:					
10540.000	13.868	38.240	52.108	-21.892	74.000
15810.000	*	*	*	*	74.000
21080.000	*	*	*	*	74.000
26350.000	*	*	*	*	74.000
Average Detector:					
*	*	*	*	*	*

Note:

1. All Readings below 1GHz are Quasi-Peak, above 1GHz are performed with peak and/or average measurements as necessary.
2. Peak measurements: RBW = 1MHz, VBW = 3 MHz, Sweep: Auto.
3. Average measurements: RBW = 1MHz, VBW = 10 Hz, Sweep: Auto.
4. Measurement Level = Reading Level + Correct Factor.
5. Correct Factor = Antenna factor + Cable loss –Amplifier gain.
6. The average measurement was not performed when the peak measured data under the limit of average detection.
7. The emission levels of other frequencies are very lower than the limit and not show in test report.

Product	:	Intel® Dual Band Wireless-AC 8265
Test Item	:	Harmonic Radiated Emission Data
Test Site	:	No.3 OATS
Test date	:	2016.09.11
Test Mode	:	Mode 1 SISO A: Transmit (802.11n-40BW 15Mbps) (5310MHz)

Frequency MHz	Correct Factor dB	Reading Level dBμV	Measurement Level dBμV/m	Margin dB	Limit dBμV/m
Horizontal					
Peak Detector:					
10620.000	13.096	38.020	51.115	-22.885	74.000
15930.000	*	*	*	*	74.000
21240.000	*	*	*	*	74.000
26550.000	*	*	*	*	74.000
Average Detector:					
*	*	*	*	*	*
Vertical					
Peak Detector:					
10620.000	14.683	38.640	53.323	-20.677	74.000
15930.000	*	*	*	*	74.000
21240.000	*	*	*	*	74.000
26550.000	*	*	*	*	74.000
Average Detector:					
*	*	*	*	*	*

Note:

1. All Readings below 1GHz are Quasi-Peak, above 1GHz are performed with peak and/or average measurements as necessary.
2. Peak measurements: RBW = 1MHz, VBW = 3 MHz, Sweep: Auto.
3. Average measurements: RBW = 1MHz, VBW = 10 Hz, Sweep: Auto.
4. Measurement Level = Reading Level + Correct Factor.
5. Correct Factor = Antenna factor + Cable loss –Amplifier gain.
6. The average measurement was not performed when the peak measured data under the limit of average detection.
7. The emission levels of other frequencies are very lower than the limit and not show in test report.

Product	:	Intel® Dual Band Wireless-AC 8265
Test Item	:	Harmonic Radiated Emission Data
Test Site	:	No.3 OATS
Test date	:	2016.09.11
Test Mode	:	Mode 1 SISO A: Transmit (802.11n-40BW 15Mbps) (5510MHz)

Frequency MHz	Correct Factor dB	Reading Level dBμV	Measurement Level dBμV/m	Margin dB	Limit dBμV/m
Horizontal					
Peak Detector:					
11020.000	12.820	40.460	53.280	-20.720	74.000
15930.000	*	*	*	*	74.000
21240.000	*	*	*	*	74.000
26550.000	*	*	*	*	74.000
Average Detector:					
*	*	*	*	*	*
Vertical					
Peak Detector:					
11020.000	14.966	38.540	53.507	-20.493	74.000
15930.000	*	*	*	*	74.000
21240.000	*	*	*	*	74.000
26550.000	*	*	*	*	74.000
Average Detector:					
*	*	*	*	*	*

Note:

1. All Readings below 1GHz are Quasi-Peak, above 1GHz are performed with peak and/or average measurements as necessary.
2. Peak measurements: RBW = 1MHz, VBW = 3 MHz, Sweep: Auto.
3. Average measurements: RBW = 1MHz, VBW = 10 Hz, Sweep: Auto.
4. Measurement Level = Reading Level + Correct Factor.
5. Correct Factor = Antenna factor + Cable loss –Amplifier gain.
6. The average measurement was not performed when the peak measured data under the limit of average detection.
7. The emission levels of other frequencies are very lower than the limit and not show in test report.

Product	:	Intel® Dual Band Wireless-AC 8265
Test Item	:	Harmonic Radiated Emission Data
Test Site	:	No.3 OATS
Test date	:	2016.09.11
Test Mode	:	Mode 1 SISO A: Transmit (802.11n-40BW 15Mbps) (5590MHz)

Frequency MHz	Correct Factor dB	Reading Level dBμV	Measurement Level dBμV/m	Margin dB	Limit dBμV/m
Horizontal					
Peak Detector:					
11180.000	12.947	39.770	52.717	-21.283	74.000
16770.000	*	*	*	*	74.000
22360.000	*	*	*	*	74.000
27950.000	*	*	*	*	74.000
Average Detector:					
*	*	*	*	*	*
Vertical					
Peak Detector:					
11180.000	15.186	38.330	53.516	-20.484	74.000
16770.000	*	*	*	*	74.000
22360.000	*	*	*	*	74.000
27950.000	*	*	*	*	74.000
Average Detector:					
*	*	*	*	*	*

Note:

1. All Readings below 1GHz are Quasi-Peak, above 1GHz are performed with peak and/or average measurements as necessary.
2. Peak measurements: RBW = 1MHz, VBW = 3 MHz, Sweep: Auto.
3. Average measurements: RBW = 1MHz, VBW = 10 Hz, Sweep: Auto.
4. Measurement Level = Reading Level + Correct Factor.
5. Correct Factor = Antenna factor + Cable loss –Amplifier gain.
6. The average measurement was not performed when the peak measured data under the limit of average detection.
7. The emission levels of other frequencies are very lower than the limit and not show in test report.

Product	:	Intel® Dual Band Wireless-AC 8265
Test Item	:	Harmonic Radiated Emission Data
Test Site	:	No.3 OATS
Test date	:	2016.09.11
Test Mode	:	Mode 1 SISO A: Transmit (802.11n-40BW 15Mbps) (5670MHz)

Frequency MHz	Correct Factor dB	Reading Level dBμV	Measurement Level dBμV/m	Margin dB	Limit dBμV/m
Horizontal					
Peak Detector:					
11340.000	14.149	38.210	52.359	-21.641	74.000
17010.000	*	*	*	*	74.000
22680.000	*	*	*	*	74.000
28350.000	*	*	*	*	74.000
Average Detector:					
*	*	*	*	*	*
Vertical					
Peak Detector:					
11340.000	15.891	37.560	53.451	-20.549	74.000
17010.000	*	*	*	*	74.000
22680.000	*	*	*	*	74.000
28350.000	*	*	*	*	74.000
Average Detector:					
*	*	*	*	*	*

Note:

1. All Readings below 1GHz are Quasi-Peak, above 1GHz are performed with peak and/or average measurements as necessary.
2. Peak measurements: RBW = 1MHz, VBW = 3 MHz, Sweep: Auto.
3. Average measurements: RBW = 1MHz, VBW = 10 Hz, Sweep: Auto.
4. Measurement Level = Reading Level + Correct Factor.
5. Correct Factor = Antenna factor + Cable loss –Amplifier gain.
6. The average measurement was not performed when the peak measured data under the limit of average detection.
7. The emission levels of other frequencies are very lower than the limit and not show in test report.

Product	:	Intel® Dual Band Wireless-AC 8265
Test Item	:	Harmonic Radiated Emission Data
Test Site	:	No.3 OATS
Test date	:	2016.09.11
Test Mode	:	Mode 1 SISO A: Transmit (802.11n-40BW 15Mbps) (5755MHz)

Frequency MHz	Correct Factor dB	Reading Level dBuV	Measurement Level dBuV/m	Margin dB	Limit dBuV/m
Horizontal Peak Detector:					
11510.000	15.044	37.830	52.873	-21.127	74.000
17265.000	*	*	*	*	74.000
20760.000	*	*	*	*	74.000
25950.000	*	*	*	*	74.000
31140.000	*	*	*	*	74.000
36330.000	*	*	*	*	74.000
Average Detector:					
--					
Vertical Peak Detector:					
11510.000	16.536	36.810	53.346	-20.654	74.000
17265.000	*	*	*	*	74.000
20760.000	*	*	*	*	74.000
25950.000	*	*	*	*	74.000
31140.000	*	*	*	*	74.000
36330.000	*	*	*	*	74.000
Average Detector:					
--					

Note:

1. All Readings below 1GHz are Quasi-Peak, above 1GHz are performed with peak and/or average measurements as necessary.
2. Peak measurements: RBW = 1MHz, VBW = 3 MHz, Sweep: Auto.
3. Average measurements: RBW = 1MHz, VBW = 10 Hz, Sweep: Auto.
4. Measurement Level = Reading Level + Correct Factor.
5. Correct Factor = Antenna factor + Cable loss –Amplifier gain.
6. The average measurement was not performed when the peak measured data under the limit of average detection.
7. The emission levels of other frequencies are very lower than the limit and not show in test report.

Product	:	Intel® Dual Band Wireless-AC 8265
Test Item	:	Harmonic Radiated Emission Data
Test Site	:	No.3 OATS
Test date	:	2016.09.11
Test Mode	:	Mode 1 SISO A: Transmit (802.11n-40BW 15Mbps) (5795MHz)

Frequency MHz	Correct Factor dB	Reading Level dBuV	Measurement Level dBuV/m	Margin dB	Limit dBuV/m
Horizontal Peak Detector:					
11590.000	15.364	38.330	53.694	-20.306	74.000
17265.000	*	*	*	*	74.000
20760.000	*	*	*	*	74.000
25950.000	*	*	*	*	74.000
31140.000	*	*	*	*	74.000
36330.000	*	*	*	*	74.000
Average Detector:					
--					
Vertical Peak Detector:					
11590.000	16.687	36.530	53.217	-20.783	74.000
17265.000	*	*	*	*	74.000
20760.000	*	*	*	*	74.000
25950.000	*	*	*	*	74.000
31140.000	*	*	*	*	74.000
36330.000	*	*	*	*	74.000
Average Detector:					
--					

Note:

1. All Readings below 1GHz are Quasi-Peak, above 1GHz are performed with peak and/or average measurements as necessary.
2. Peak measurements: RBW = 1MHz, VBW = 3 MHz, Sweep: Auto.
3. Average measurements: RBW = 1MHz, VBW = 10 Hz, Sweep: Auto.
4. Measurement Level = Reading Level + Correct Factor.
5. Correct Factor = Antenna factor + Cable loss –Amplifier gain.
6. The average measurement was not performed when the peak measured data under the limit of average detection.
7. The emission levels of other frequencies are very lower than the limit and not show in test report.

Product	:	Intel® Dual Band Wireless-AC 8265
Test Item	:	Harmonic Radiated Emission Data
Test Site	:	No.3 OATS
Test date	:	2016.09.11
Test Mode	:	Mode 1 SISO A: Transmit (802.11ac-20BW-7.2Mbps) (5720MHz)

Frequency MHz	Correct Factor dB	Reading Level dBuV	Measurement Level dBuV/m	Margin dB	Limit dBuV/m
Horizontal Peak Detector:					
11440.000	14.836	38.240	53.075	-20.925	74.000
11550.000	*	*	*	*	74.000
17325.000	*	*	*	*	74.000
20720.000	*	*	*	*	74.000
25900.000	*	*	*	*	74.000
31080.000	*	*	*	*	74.000
36260.000	*	*	*	*	74.000
Average Detector:					
*	*	*	*	*	*
Vertical Peak Detector:					
11440.000	16.366	37.280	53.646	-20.354	74.000
11550.000	*	*	*	*	74.000
17325.000	*	*	*	*	74.000
20720.000	*	*	*	*	74.000
25900.000	*	*	*	*	74.000
31080.000	*	*	*	*	74.000
36260.000	*	*	*	*	74.000
Average Detector:					
*	*	*	*	*	*

Note:

1. All Readings below 1GHz are Quasi-Peak, above 1GHz are performed with peak and/or average measurements as necessary.
2. Peak measurements: RBW = 1MHz, VBW = 3 MHz, Sweep: Auto.
3. Average measurements: RBW = 1MHz, VBW = 10 Hz, Sweep: Auto.
4. Measurement Level = Reading Level + Correct Factor.
5. Correct Factor = Antenna factor + Cable loss –Amplifier gain.
6. The average measurement was not performed when the peak measured data under the limit of average detection.
7. The emission levels of other frequencies are very lower than the limit and not show in test report.

Product	:	Intel® Dual Band Wireless-AC 8265
Test Item	:	Harmonic Radiated Emission Data
Test Site	:	No.3 OATS
Test date	:	2016.09.11
Test Mode	:	Mode 1 SISO A: Transmit (802.11ac-40BW-15Mbps) (5710MHz)

Frequency MHz	Correct Factor dB	Reading Level dBuV	Measurement Level dBuV/m	Margin dB	Limit dBuV/m
Horizontal Peak Detector:					
11420.000	14.805	38.180	52.984	-21.016	74.000
11550.000	*	*	*	*	74.000
17325.000	*	*	*	*	74.000
20720.000	*	*	*	*	74.000
25900.000	*	*	*	*	74.000
31080.000	*	*	*	*	74.000
36260.000	*	*	*	*	74.000
Average Detector:					
*	*	*	*	*	*
Vertical Peak Detector:					
11420.000	16.340	37.460	53.800	-20.200	74.000
11550.000	*	*	*	*	74.000
17325.000	*	*	*	*	74.000
20720.000	*	*	*	*	74.000
25900.000	*	*	*	*	74.000
31080.000	*	*	*	*	74.000
36260.000	*	*	*	*	74.000
Average Detector:					
*	*	*	*	*	*

Note:

1. All Readings below 1GHz are Quasi-Peak, above 1GHz are performed with peak and/or average measurements as necessary.
2. Peak measurements: RBW = 1MHz, VBW = 3 MHz, Sweep: Auto.
3. Average measurements: RBW = 1MHz, VBW = 10 Hz, Sweep: Auto.
4. Measurement Level = Reading Level + Correct Factor.
5. Correct Factor = Antenna factor + Cable loss –Amplifier gain.
6. The average measurement was not performed when the peak measured data under the limit of average detection.
7. The emission levels of other frequencies are very lower than the limit and not show in test report.

Product	:	Intel® Dual Band Wireless-AC 8265
Test Item	:	Harmonic Radiated Emission Data
Test Site	:	No.3 OATS
Test date	:	2016.09.11
Test Mode	:	Mode 1 SISO A: Transmit (802.11ac-80BW-32.5Mbps) (5210MHz)

Frequency MHz	Correct Factor dB	Reading Level dBuV	Measurement Level dBuV/m	Margin dB	Limit dBuV/m
Horizontal Peak Detector:					
10420.000	9.787	42.950	52.737	-21.263	74.000
11550.000	*	*	*	*	74.000
17325.000	*	*	*	*	74.000
20720.000	*	*	*	*	74.000
25900.000	*	*	*	*	74.000
31080.000	*	*	*	*	74.000
36260.000	*	*	*	*	74.000
Average Detector:					
*	*	*	*	*	*
Vertical Peak Detector:					
10420.000	11.491	39.800	51.291	-22.709	74.000
11550.000	*	*	*	*	74.000
17325.000	*	*	*	*	74.000
20720.000	*	*	*	*	74.000
25900.000	*	*	*	*	74.000
31080.000	*	*	*	*	74.000
36260.000	*	*	*	*	74.000
Average Detector:					
*	*	*	*	*	*

Note:

1. All Readings below 1GHz are Quasi-Peak, above 1GHz are performed with peak and/or average measurements as necessary.
2. Peak measurements: RBW = 1MHz, VBW = 3 MHz, Sweep: Auto.
3. Average measurements: RBW = 1MHz, VBW = 10 Hz, Sweep: Auto.
4. Measurement Level = Reading Level + Correct Factor.
5. Correct Factor = Antenna factor + Cable loss –Amplifier gain.
6. The average measurement was not performed when the peak measured data under the limit of average detection.
7. The emission levels of other frequencies are very lower than the limit and not show in test report.

Product	:	Intel® Dual Band Wireless-AC 8265
Test Item	:	Harmonic Radiated Emission Data
Test Site	:	No.3 OATS
Test date	:	2016.09.11
Test Mode	:	Mode 1 SISO A: Transmit (802.11ac-80BW-32.5Mbps) (5290MHz)

Frequency MHz	Correct Factor dB	Reading Level dBuV	Measurement Level dBuV/m	Margin dB	Limit dBuV/m
Horizontal Peak Detector:					
10580.000	12.903	40.280	53.184	-20.816	74.000
11550.000	*	*	*	*	74.000
17325.000	*	*	*	*	74.000
20720.000	*	*	*	*	74.000
25900.000	*	*	*	*	74.000
31080.000	*	*	*	*	74.000
36260.000	*	*	*	*	74.000
Average Detector:					
*	*	*	*	*	*
Vertical Peak Detector:					
10580.000	14.506	38.490	52.996	-21.004	74.000
11550.000	*	*	*	*	74.000
17325.000	*	*	*	*	74.000
20720.000	*	*	*	*	74.000
25900.000	*	*	*	*	74.000
31080.000	*	*	*	*	74.000
36260.000	*	*	*	*	74.000
Average Detector:					
*	*	*	*	*	*

Note:

1. All Readings below 1GHz are Quasi-Peak, above 1GHz are performed with peak and/or average measurements as necessary.
2. Peak measurements: RBW = 1MHz, VBW = 3 MHz, Sweep: Auto.
3. Average measurements: RBW = 1MHz, VBW = 10 Hz, Sweep: Auto.
4. Measurement Level = Reading Level + Correct Factor.
5. Correct Factor = Antenna factor + Cable loss –Amplifier gain.
6. The average measurement was not performed when the peak measured data under the limit of average detection.
7. The emission levels of other frequencies are very lower than the limit and not show in test report.

Product	:	Intel® Dual Band Wireless-AC 8265
Test Item	:	Harmonic Radiated Emission Data
Test Site	:	No.3 OATS
Test date	:	2016.09.11
Test Mode	:	Mode 1 SISO A: Transmit (802.11ac-80BW-32.5Mbps) (5530MHz)

Frequency MHz	Correct Factor dB	Reading Level dBuV	Measurement Level dBuV/m	Margin dB	Limit dBuV/m
Horizontal Peak Detector:					
11060.000	13.143	39.530	52.674	-21.326	74.000
11550.000	*	*	*	*	74.000
17325.000	*	*	*	*	74.000
20720.000	*	*	*	*	74.000
25900.000	*	*	*	*	74.000
31080.000	*	*	*	*	74.000
36260.000	*	*	*	*	74.000
Average Detector:					
*	*	*	*	*	*
Vertical Peak Detector:					
11060.000	15.345	38.420	53.765	-20.235	74.000
11550.000	*	*	*	*	74.000
17325.000	*	*	*	*	74.000
20720.000	*	*	*	*	74.000
25900.000	*	*	*	*	74.000
31080.000	*	*	*	*	74.000
36260.000	*	*	*	*	74.000
Average Detector:					
*	*	*	*	*	*

Note:

1. All Readings below 1GHz are Quasi-Peak, above 1GHz are performed with peak and/or average measurements as necessary.
2. Peak measurements: RBW = 1MHz, VBW = 3 MHz, Sweep: Auto.
3. Average measurements: RBW = 1MHz, VBW = 10 Hz, Sweep: Auto.
4. Measurement Level = Reading Level + Correct Factor.
5. Correct Factor = Antenna factor + Cable loss –Amplifier gain.
6. The average measurement was not performed when the peak measured data under the limit of average detection.
7. The emission levels of other frequencies are very lower than the limit and not show in test report.

Product	:	Intel® Dual Band Wireless-AC 8265
Test Item	:	Harmonic Radiated Emission Data
Test Site	:	No.3 OATS
Test date	:	2016.09.11
Test Mode	:	Mode 1 SISO A: Transmit (802.11ac-80BW-32.5Mbps) (5610MHz)

Frequency MHz	Correct Factor dB	Reading Level dBuV	Measurement Level dBuV/m	Margin dB	Limit dBuV/m
Horizontal Peak Detector:					
11220.000	12.762	38.520	51.282	-22.718	74.000
11550.000	*	*	*	*	74.000
17325.000	*	*	*	*	74.000
20720.000	*	*	*	*	74.000
25900.000	*	*	*	*	74.000
31080.000	*	*	*	*	74.000
36260.000	*	*	*	*	74.000
Average Detector:					
*	*	*	*	*	*
Vertical Peak Detector:					
11220.000	14.926	37.540	52.466	-21.534	74.000
11550.000	*	*	*	*	74.000
17325.000	*	*	*	*	74.000
20720.000	*	*	*	*	74.000
25900.000	*	*	*	*	74.000
31080.000	*	*	*	*	74.000
36260.000	*	*	*	*	74.000
Average Detector:					
*	*	*	*	*	*

Note:

1. All Readings below 1GHz are Quasi-Peak, above 1GHz are performed with peak and/or average measurements as necessary.
2. Peak measurements: RBW = 1MHz, VBW = 3 MHz, Sweep: Auto.
3. Average measurements: RBW = 1MHz, VBW = 10 Hz, Sweep: Auto.
4. Measurement Level = Reading Level + Correct Factor.
5. Correct Factor = Antenna factor + Cable loss –Amplifier gain.
6. The average measurement was not performed when the peak measured data under the limit of average detection.
7. The emission levels of other frequencies are very lower than the limit and not show in test report.

Product	:	Intel® Dual Band Wireless-AC 8265
Test Item	:	Harmonic Radiated Emission Data
Test Site	:	No.3 OATS
Test date	:	2016.09.11
Test Mode	:	Mode 1 SISO A: Transmit (802.11ac-80BW-32.5Mbps) (5690MHz)

Frequency MHz	Correct Factor dB	Reading Level dBuV	Measurement Level dBuV/m	Margin dB	Limit dBuV/m
Horizontal Peak Detector:					
11380.000	14.610	38.690	53.300	-20.700	74.000
11550.000	*	*	*	*	74.000
17325.000	*	*	*	*	74.000
20720.000	*	*	*	*	74.000
25900.000	*	*	*	*	74.000
31080.000	*	*	*	*	74.000
36260.000	*	*	*	*	74.000
Average Detector:					
*	*	*	*	*	*
Vertical Peak Detector:					
11380.000	16.218	36.960	53.178	-20.822	74.000
11550.000	*	*	*	*	74.000
17325.000	*	*	*	*	74.000
20720.000	*	*	*	*	74.000
25900.000	*	*	*	*	74.000
31080.000	*	*	*	*	74.000
36260.000	*	*	*	*	74.000
Average Detector:					
*	*	*	*	*	*

Note:

1. All Readings below 1GHz are Quasi-Peak, above 1GHz are performed with peak and/or average measurements as necessary.
2. Peak measurements: RBW = 1MHz, VBW = 3 MHz, Sweep: Auto.
3. Average measurements: RBW = 1MHz, VBW = 10 Hz, Sweep: Auto.
4. Measurement Level = Reading Level + Correct Factor.
5. Correct Factor = Antenna factor + Cable loss –Amplifier gain.
6. The average measurement was not performed when the peak measured data under the limit of average detection.
7. The emission levels of other frequencies are very lower than the limit and not show in test report.

Product	:	Intel® Dual Band Wireless-AC 8265
Test Item	:	Harmonic Radiated Emission Data
Test Site	:	No.3 OATS
Test date	:	2016.09.11
Test Mode	:	Mode 1 SISO A: Transmit (802.11ac-80BW-32.5Mbps) (5775MHz)

Frequency MHz	Correct Factor dB	Reading Level dBuV	Measurement Level dBuV/m	Margin dB	Limit dBuV/m
Horizontal Peak Detector:					
11550.000	15.077	38.450	53.528	-20.472	74.000
17325.000	*	*	*	*	74.000
23100.000	*	*	*	*	74.000
28855.000	*	*	*	*	74.000
34630.000	*	*	*	*	74.000
40405.000	*	*	*	*	74.000
Average Detector:					
--					
Vertical Peak Detector:					
11550.000	16.485	37.180	53.665	-20.335	74.000
17325.000	*	*	*	*	74.000
23100.000	*	*	*	*	74.000
28855.000	*	*	*	*	74.000
34630.000	*	*	*	*	74.000
40405.000	*	*	*	*	74.000
Average Detector:					
--					

Note:

1. All Readings below 1GHz are Quasi-Peak, above 1GHz are performed with peak and/or average measurements as necessary.
2. Peak measurements: RBW = 1MHz, VBW = 3 MHz, Sweep: Auto.
3. Average measurements: RBW = 1MHz, VBW = 10 Hz, Sweep: Auto.
4. Measurement Level = Reading Level + Correct Factor.
5. Correct Factor = Antenna factor + Cable loss –Amplifier gain.
6. The average measurement was not performed when the peak measured data under the limit of average detection.
7. The emission levels of other frequencies are very lower than the limit and not show in test report.

Product	:	Intel® Dual Band Wireless-AC 8265
Test Item	:	Harmonic Radiated Emission Data
Test Site	:	No.3 OATS
Test date	:	2016.09.11
Test Mode	:	Mode 2 SISO B: Transmit (802.11a-6Mbps) (5180MHz)

Frequency MHz	Correct Factor dB	Reading Level dBμV	Measurement Level dBμV/m	Margin dB	Limit dBμV/m
Horizontal					
Peak Detector:					
10360.000	10.932	40.590	51.522	-22.478	74.000
15540.000	*	*	*	*	74.000
20720.000	*	*	*	*	74.000
25900.000	*	*	*	*	74.000
31080.000	*	*	*	*	74.000
36260.000	*	*	*	*	74.000
Average Detector:					
*	*	*	*	*	*
Vertical					
Peak Detector:					
10360.000	12.436	39.750	52.185	-21.815	74.000
15540.000	*	*	*	*	74.000
20720.000	*	*	*	*	74.000
25900.000	*	*	*	*	74.000
31080.000	*	*	*	*	74.000
36260.000	*	*	*	*	74.000
Average Detector:					
*	*	*	*	*	*

Note:

1. All Readings below 1GHz are Quasi-Peak, above 1GHz are performed with peak and/or average measurements as necessary.
2. Peak measurements: RBW = 1MHz, VBW = 3 MHz, Sweep: Auto.
3. Average measurements: RBW = 1MHz, VBW = 10 Hz, Sweep: Auto.
4. Measurement Level = Reading Level + Correct Factor.
5. Correct Factor = Antenna factor + Cable loss –Amplifier gain.
6. The average measurement was not performed when the peak measured data under the limit of average detection.
7. The emission levels of other frequencies are very lower than the limit and not show in test report.

Product	:	Intel® Dual Band Wireless-AC 8265
Test Item	:	Harmonic Radiated Emission Data
Test Site	:	No.3 OATS
Test date	:	2016.09.11
Test Mode	:	Mode 2 SISO B: Transmit (802.11a-6Mbps) (5200MHz)

Frequency MHz	Correct Factor dB	Reading Level dBμV	Measurement Level dBμV/m	Margin dB	Limit dBμV/m
Horizontal					
Peak Detector:					
10400.000	9.890	41.570	51.460	-22.540	74.000
15600.000	*	*	*	*	74.000
20800.000	*	*	*	*	74.000
26000.000	*	*	*	*	74.000
Average Detector:					
*	*	*	*	*	*
Vertical					
Peak Detector:					
10400.000	11.517	40.390	51.907	-22.093	74.000
15600.000	*	*	*	*	74.000
20800.000	*	*	*	*	74.000
26000.000	*	*	*	*	74.000
Average Detector:					
*	*	*	*	*	*

Note:

1. All Readings below 1GHz are Quasi-Peak, above 1GHz are performed with peak and/or average measurements as necessary.
2. Peak measurements: RBW = 1MHz, VBW = 3 MHz, Sweep: Auto.
3. Average measurements: RBW = 1MHz, VBW = 10 Hz, Sweep: Auto.
4. Measurement Level = Reading Level + Correct Factor.
5. Correct Factor = Antenna factor + Cable loss –Amplifier gain.
6. The average measurement was not performed when the peak measured data under the limit of average detection.
7. The emission levels of other frequencies are very lower than the limit and not show in test report.

Product	:	Intel® Dual Band Wireless-AC 8265
Test Item	:	Harmonic Radiated Emission Data
Test Site	:	No.3 OATS
Test date	:	2016.09.11
Test Mode	:	Mode 2 SISO B: Transmit (802.11a-6Mbps) (5240MHz)

Frequency MHz	Correct Factor dB	Reading Level dBμV	Measurement Level dBμV/m	Margin dB	Limit dBμV/m
Horizontal					
Peak Detector:					
10480.000	10.464	40.180	50.643	-23.357	74.000
15720.000	*	*	*	*	74.000
20960.000	*	*	*	*	74.000
26200.000	*	*	*	*	74.000
Average					
Detector:					
*	*	*	*	*	*
Vertical					
Peak Detector:					
10480.000	12.399	40.190	52.589	-21.411	74.000
15720.000	*	*	*	*	74.000
20960.000	*	*	*	*	74.000
26200.000	*	*	*	*	74.000
Average					
Detector:					
*	*	*	*	*	*

Note:

1. All Readings below 1GHz are Quasi-Peak, above 1GHz are performed with peak and/or average measurements as necessary.
2. Peak measurements: RBW = 1MHz, VBW = 3 MHz, Sweep: Auto.
3. Average measurements: RBW = 1MHz, VBW = 10 Hz, Sweep: Auto.
4. Measurement Level = Reading Level + Correct Factor.
5. Correct Factor = Antenna factor + Cable loss –Amplifier gain.
6. The average measurement was not performed when the peak measured data under the limit of average detection.
7. The emission levels of other frequencies are very lower than the limit and not show in test report.

Product	:	Intel® Dual Band Wireless-AC 8265
Test Item	:	Harmonic Radiated Emission Data
Test Site	:	No.3 OATS
Test date	:	2016.09.11
Test Mode	:	Mode 2 SISO B: Transmit (802.11a-6Mbps) (5260MHz)

Frequency MHz	Correct Factor dB	Reading Level dBμV	Measurement Level dBμV/m	Margin dB	Limit dBμV/m
Horizontal					
Peak Detector:					
10520.000	11.531	40.280	51.811	-22.189	74.000
15780.000	*	*	*	*	74.000
21040.000	*	*	*	*	74.000
26300.000	*	*	*	*	74.000
Average Detector:					
*	*	*	*	*	*
Vertical					
Peak Detector:					
10520.000	13.441	39.340	52.781	-21.219	74.000
15780.000	*	*	*	*	74.000
21040.000	*	*	*	*	74.000
26300.000	*	*	*	*	74.000
Average Detector:					
*	*	*	*	*	*

Note:

1. All Readings below 1GHz are Quasi-Peak, above 1GHz are performed with peak and/or average measurements as necessary.
2. Peak measurements: RBW = 1MHz, VBW = 3 MHz, Sweep: Auto.
3. Average measurements: RBW = 1MHz, VBW = 10 Hz, Sweep: Auto.
4. Measurement Level = Reading Level + Correct Factor.
5. Correct Factor = Antenna factor + Cable loss –Amplifier gain.
6. The average measurement was not performed when the peak measured data under the limit of average detection.
7. The emission levels of other frequencies are very lower than the limit and not show in test report.

Product	:	Intel® Dual Band Wireless-AC 8265
Test Item	:	Harmonic Radiated Emission Data
Test Site	:	No.3 OATS
Test date	:	2016.09.11
Test Mode	:	Mode 2 SISO B: Transmit (802.11a-6Mbps) (5300MHz)

Frequency MHz	Correct Factor dB	Reading Level dBμV	Measurement Level dBμV/m	Margin dB	Limit dBμV/m
Horizontal					
Peak Detector:					
10600.000	13.182	40.280	53.462	-20.538	74.000
15900.000	*	*	*	*	74.000
21200.000	*	*	*	*	74.000
26500.000	*	*	*	*	74.000
Average Detector:					
*	*	*	*	*	*
Vertical					
Peak Detector:					
10600.000	14.717	38.420	53.137	-20.863	74.000
15900.000	*	*	*	*	74.000
21200.000	*	*	*	*	74.000
26500.000	*	*	*	*	74.000
Average Detector:					
*	*	*	*	*	*

Note:

1. All Readings below 1GHz are Quasi-Peak, above 1GHz are performed with peak and/or average measurements as necessary.
2. Peak measurements: RBW = 1MHz, VBW = 3 MHz, Sweep: Auto.
3. Average measurements: RBW = 1MHz, VBW = 10 Hz, Sweep: Auto.
4. Measurement Level = Reading Level + Correct Factor.
5. Correct Factor = Antenna factor + Cable loss –Amplifier gain.
6. The average measurement was not performed when the peak measured data under the limit of average detection.
7. The emission levels of other frequencies are very lower than the limit and not show in test report.

Product	:	Intel® Dual Band Wireless-AC 8265
Test Item	:	Harmonic Radiated Emission Data
Test Site	:	No.3 OATS
Test date	:	2016.09.11
Test Mode	:	Mode 2 SISO B: Transmit (802.11a-6Mbps) (5320MHz)

Frequency MHz	Correct Factor dB	Reading Level dBμV	Measurement Level dBμV/m	Margin dB	Limit dBμV/m
Horizontal					
Peak Detector:					
10640.000	12.912	39.480	52.392	-21.608	74.000
15960.000	*	*	*	*	74.000
21280.000	*	*	*	*	74.000
26600.000	*	*	*	*	74.000
Average Detector:					
*	*	*	*	*	*
Vertical					
Peak Detector:					
10640.000	14.585	38.610	53.195	-20.805	74.000
15960.000	*	*	*	*	74.000
21280.000	*	*	*	*	74.000
26600.000	*	*	*	*	74.000
Average Detector:					
*	*	*	*	*	*

Note:

1. All Readings below 1GHz are Quasi-Peak, above 1GHz are performed with peak and/or average measurements as necessary.
2. Peak measurements: RBW = 1MHz, VBW = 3 MHz, Sweep: Auto.
3. Average measurements: RBW = 1MHz, VBW = 10 Hz, Sweep: Auto.
4. Measurement Level = Reading Level + Correct Factor.
5. Correct Factor = Antenna factor + Cable loss –Amplifier gain.
6. The average measurement was not performed when the peak measured data under the limit of average detection.
7. The emission levels of other frequencies are very lower than the limit and not show in test report.

Product	:	Intel® Dual Band Wireless-AC 8265
Test Item	:	Harmonic Radiated Emission Data
Test Site	:	No.3 OATS
Test date	:	2016.09.11
Test Mode	:	Mode 2 SISO B: Transmit (802.11a-6Mbps) (5500MHz)

Frequency MHz	Correct Factor dB	Reading Level dBμV	Measurement Level dBμV/m	Margin dB	Limit dBμV/m
Horizontal					
Peak Detector:					
11000.000	12.513	39.830	52.343	-21.657	74.000
16500.000	*	*	*	*	74.000
22000.000	*	*	*	*	74.000
27500.000	*	*	*	*	74.000
Average Detector:					
*	*	*	*	*	*
Vertical					
Peak Detector:					
11000.000	14.635	38.180	52.815	-21.185	74.000
16500.000	*	*	*	*	74.000
22000.000	*	*	*	*	74.000
27500.000	*	*	*	*	74.000
Average Detector:					
*	*	*	*	*	*

Note:

1. All Readings below 1GHz are Quasi-Peak, above 1GHz are performed with peak and/or average measurements as necessary.
2. Peak measurements: RBW = 1MHz, VBW = 3 MHz, Sweep: Auto.
3. Average measurements: RBW = 1MHz, VBW = 10 Hz, Sweep: Auto.
4. Measurement Level = Reading Level + Correct Factor.
5. Correct Factor = Antenna factor + Cable loss –Amplifier gain.
6. The average measurement was not performed when the peak measured data under the limit of average detection.
7. The emission levels of other frequencies are very lower than the limit and not show in test report.

Product	:	Intel® Dual Band Wireless-AC 8265
Test Item	:	Harmonic Radiated Emission Data
Test Site	:	No.3 OATS
Test date	:	2016.09.11
Test Mode	:	Mode 2 SISO B: Transmit (802.11a-6Mbps) (5600MHz)

Frequency MHz	Correct Factor dB	Reading Level dBμV	Measurement Level dBμV/m	Margin dB	Limit dBμV/m
Horizontal					
Peak Detector:					
11200.000	12.953	39.120	52.074	-21.926	74.000
16800.000	*	*	*	*	74.000
22400.000	*	*	*	*	74.000
28000.000	*	*	*	*	74.000
Average Detector:					
*	*	*	*	*	*
Vertical					
Peak Detector:					
11200.000	15.197	37.890	53.087	-20.913	74.000
16800.000	*	*	*	*	74.000
22400.000	*	*	*	*	74.000
28000.000	*	*	*	*	74.000
Average Detector:					
*	*	*	*	*	*

Note:

1. All Readings below 1GHz are Quasi-Peak, above 1GHz are performed with peak and/or average measurements as necessary.
2. Peak measurements: RBW = 1MHz, VBW = 3 MHz, Sweep: Auto.
3. Average measurements: RBW = 1MHz, VBW = 10 Hz, Sweep: Auto.
4. Measurement Level = Reading Level + Correct Factor.
5. Correct Factor = Antenna factor + Cable loss –Amplifier gain.
6. The average measurement was not performed when the peak measured data under the limit of average detection.
7. The emission levels of other frequencies are very lower than the limit and not show in test report.

Product	:	Intel® Dual Band Wireless-AC 8265
Test Item	:	Harmonic Radiated Emission Data
Test Site	:	No.3 OATS
Test date	:	2016.09.11
Test Mode	:	Mode 2 SISO B: Transmit (802.11a-6Mbps) (5700MHz)

Frequency MHz	Correct Factor dB	Reading Level dBμV	Measurement Level dBμV/m	Margin dB	Limit dBμV/m
Horizontal					
Peak Detector:					
11400.000	14.753	38.140	52.893	-21.107	74.000
17100.000	*	*	*	*	74.000
22800.000	*	*	*	*	74.000
28500.000	*	*	*	*	74.000
Average Detector:					
*	*	*	*	*	*
Vertical					
Peak Detector:					
11400.000	16.303	36.820	53.123	-20.877	74.000
17100.000	*	*	*	*	74.000
22800.000	*	*	*	*	74.000
28500.000	*	*	*	*	74.000
Average Detector:					
*	*	*	*	*	*

Note:

1. All Readings below 1GHz are Quasi-Peak, above 1GHz are performed with peak and/or average measurements as necessary.
2. Peak measurements: RBW = 1MHz, VBW = 3 MHz, Sweep: Auto.
3. Average measurements: RBW = 1MHz, VBW = 10 Hz, Sweep: Auto.
4. Measurement Level = Reading Level + Correct Factor.
5. Correct Factor = Antenna factor + Cable loss –Amplifier gain.
6. The average measurement was not performed when the peak measured data under the limit of average detection.
7. The emission levels of other frequencies are very lower than the limit and not show in test report.

Product	:	Intel® Dual Band Wireless-AC 8265
Test Item	:	Harmonic Radiated Emission Data
Test Site	:	No.3 OATS
Test date	:	2016.09.11
Test Mode	:	Mode 2 SISO B: Transmit (802.11a-6Mbps) (5745MHz)

Frequency MHz	Correct Factor dB	Reading Level dBuV	Measurement Level dBuV/m	Margin dB	Limit dBuV/m
Horizontal Peak Detector:					
11490.000	15.004	37.990	52.994	-21.006	74.000
17235.000	*	*	*	*	74.000
22980.000	*	*	*	*	74.000
28752.000	*	*	*	*	74.000
34470.000	*	*	*	*	74.000
40215.000	*	*	*	*	74.000
Average Detector:					
--					
Vertical Peak Detector:					
11490.000	16.520	37.110	53.630	-20.370	74.000
17235.000	*	*	*	*	74.000
22980.000	*	*	*	*	74.000
28752.000	*	*	*	*	74.000
34470.000	*	*	*	*	74.000
40215.000	*	*	*	*	74.000
Average Detector:					
--					

Note:

1. All Readings below 1GHz are Quasi-Peak, above 1GHz are performed with peak and/or average measurements as necessary.
2. Peak measurements: RBW = 1MHz, VBW = 3 MHz, Sweep: Auto.
3. Average measurements: RBW = 1MHz, VBW = 10 Hz, Sweep: Auto.
4. Measurement Level = Reading Level + Correct Factor.
5. Correct Factor = Antenna factor + Cable loss –Amplifier gain.
6. The average measurement was not performed when the peak measured data under the limit of average detection.
7. The emission levels of other frequencies are very lower than the limit and not show in test report.

Product	:	Intel® Dual Band Wireless-AC 8265
Test Item	:	Harmonic Radiated Emission Data
Test Site	:	No.3 OATS
Test date	:	2016.09.11
Test Mode	:	Mode 2 SISO B: Transmit (802.11a-6Mbps) (5785MHz)

Frequency MHz	Correct Factor dB	Reading Level dBuV	Measurement Level dBuV/m	Margin dB	Limit dBuV/m
Horizontal Peak Detector:					
11570.000	15.207	38.460	53.667	-20.333	74.000
17355.000	*	*	*	*	74.000
20800.000	*	*	*	*	74.000
26000.000	*	*	*	*	74.000
31200.000	*	*	*	*	74.000
36400.000	*	*	*	*	74.000
Average Detector:					
--					
Vertical Peak Detector:					
11570.000	16.573	36.270	52.842	-21.158	74.000
17355.000	*	*	*	*	74.000
20800.000	*	*	*	*	74.000
26000.000	*	*	*	*	74.000
31200.000	*	*	*	*	74.000
36400.000	*	*	*	*	74.000
Average Detector:					
--					

Note:

1. All Readings below 1GHz are Quasi-Peak, above 1GHz are performed with peak and/or average measurements as necessary.
2. Peak measurements: RBW = 1MHz, VBW = 3 MHz, Sweep: Auto.
3. Average measurements: RBW = 1MHz, VBW = 10 Hz, Sweep: Auto.
4. Measurement Level = Reading Level + Correct Factor.
5. Correct Factor = Antenna factor + Cable loss –Amplifier gain.
6. The average measurement was not performed when the peak measured data under the limit of average detection.
7. The emission levels of other frequencies are very lower than the limit and not show in test report.

Product	:	Intel® Dual Band Wireless-AC 8265
Test Item	:	Harmonic Radiated Emission Data
Test Site	:	No.3 OATS
Test date	:	2016.09.11
Test Mode	:	Mode 2 SISO B: Transmit (802.11a-6Mbps) (5825MHz)

Frequency MHz	Correct Factor dB	Reading Level dBuV	Measurement Level dBuV/m	Margin dB	Limit dBuV/m
Horizontal Peak Detector:					
11650.000	13.504	38.250	51.754	-22.246	74.000
17475.000	*	*	*	*	74.000
20960.000	*	*	*	*	74.000
26200.000	*	*	*	*	74.000
31440000	*	*	*	*	74.000
36680.000	*	*	*	*	74.000
Average Detector:					
--					
Vertical Peak Detector:					
11650.000	14.959	37.780	52.739	-21.261	74.000
17475.000	*	*	*	*	74.000
20960.000	*	*	*	*	74.000
26200.000	*	*	*	*	74.000
31440000	*	*	*	*	74.000
36680.000	*	*	*	*	74.000
Average Detector:					
--					

Note:

1. All Readings below 1GHz are Quasi-Peak, above 1GHz are performed with peak and/or average measurements as necessary.
2. Peak measurements: RBW = 1MHz, VBW = 3 MHz, Sweep: Auto.
3. Average measurements: RBW = 1MHz, VBW = 10 Hz, Sweep: Auto.
4. Measurement Level = Reading Level + Correct Factor.
5. Correct Factor = Antenna factor + Cable loss –Amplifier gain.
6. The average measurement was not performed when the peak measured data under the limit of average detection.
7. The emission levels of other frequencies are very lower than the limit and not show in test report.

Product	:	Intel® Dual Band Wireless-AC 8265
Test Item	:	Harmonic Radiated Emission Data
Test Site	:	No.3 OATS
Test date	:	2016.09.11
Test Mode	:	Mode 2 SISO B: Transmit (802.11n-20BW 7.2Mbps) (5180MHz)

Frequency MHz	Correct Factor dB	Reading Level dBμV	Measurement Level dBμV/m	Margin dB	Limit dBμV/m
Horizontal					
Peak Detector:					
10360.000	10.932	41.220	52.152	-21.848	74.000
15540.000	*	*	*	*	74.000
20720.000	*	*	*	*	74.000
25900.000	*	*	*	*	74.000
Average Detector:					
*	*	*	*	*	*
Vertical					
Peak Detector:					
10360.000	12.436	40.850	53.285	-20.715	74.000
15540.000	*	*	*	*	74.000
20720.000	*	*	*	*	74.000
25900.000	*	*	*	*	74.000
Average Detector:					
*	*	*	*	*	*

Note:

1. All Readings below 1GHz are Quasi-Peak, above 1GHz are performed with peak and/or average measurements as necessary.
2. Peak measurements: RBW = 1MHz, VBW = 3 MHz, Sweep: Auto.
3. Average measurements: RBW = 1MHz, VBW = 10 Hz, Sweep: Auto.
4. Measurement Level = Reading Level + Correct Factor.
5. Correct Factor = Antenna factor + Cable loss –Amplifier gain.
6. The average measurement was not performed when the peak measured data under the limit of average detection.
7. The emission levels of other frequencies are very lower than the limit and not show in test report.

Product	:	Intel® Dual Band Wireless-AC 8265
Test Item	:	Harmonic Radiated Emission Data
Test Site	:	No.3 OATS
Test date	:	2016.09.11
Test Mode	:	Mode 2 SISO B: Transmit (802.11n-20BW 7.2Mbps) (5200MHz)

Frequency MHz	Correct Factor dB	Reading Level dBμV	Measurement Level dBμV/m	Margin dB	Limit dBμV/m
Horizontal					
Peak Detector:					
10400.000	9.890	40.620	50.510	-23.490	74.000
15600.000	*	*	*	*	74.000
20800.000	*	*	*	*	74.000
26000.000	*	*	*	*	74.000
Average Detector:					
*	*	*	*	*	*
Vertical					
Peak Detector:					
10400.000	11.517	40.020	51.537	-22.463	74.000
15600.000	*	*	*	*	74.000
20800.000	*	*	*	*	74.000
26000.000	*	*	*	*	74.000
Average Detector:					
*	*	*	*	*	*

Note:

1. All Readings below 1GHz are Quasi-Peak, above 1GHz are performed with peak and/or average measurements as necessary.
2. Peak measurements: RBW = 1MHz, VBW = 3 MHz, Sweep: Auto.
3. Average measurements: RBW = 1MHz, VBW = 10 Hz, Sweep: Auto.
4. Measurement Level = Reading Level + Correct Factor.
5. Correct Factor = Antenna factor + Cable loss –Amplifier gain.
6. The average measurement was not performed when the peak measured data under the limit of average detection.
7. The emission levels of other frequencies are very lower than the limit and not show in test report.

Product	:	Intel® Dual Band Wireless-AC 8265
Test Item	:	Harmonic Radiated Emission Data
Test Site	:	No.3 OATS
Test date	:	2016.09.11
Test Mode	:	Mode 2 SISO B: Transmit (802.11n-20BW 7.2Mbps) (5240MHz)

Frequency MHz	Correct Factor dB	Reading Level dBμV	Measurement Level dBμV/m	Margin dB	Limit dBμV/m
Horizontal					
Peak Detector:					
10480.000	10.464	40.180	50.643	-23.357	74.000
15720.000	*	*	*	*	74.000
20960.000	*	*	*	*	74.000
26200.000	*	*	*	*	74.000
Average Detector:					
*	*	*	*	*	*
Vertical					
Peak Detector:					
10480.000	12.399	39.450	51.849	-22.151	74.000
15720.000	*	*	*	*	74.000
20960.000	*	*	*	*	74.000
26200.000	*	*	*	*	74.000
Average Detector:					
*	*	*	*	*	*

Note:

1. All Readings below 1GHz are Quasi-Peak, above 1GHz are performed with peak and/or average measurements as necessary.
2. Peak measurements: RBW = 1MHz, VBW = 3 MHz, Sweep: Auto.
3. Average measurements: RBW = 1MHz, VBW = 10 Hz, Sweep: Auto.
4. Measurement Level = Reading Level + Correct Factor.
5. Correct Factor = Antenna factor + Cable loss –Amplifier gain.
6. The average measurement was not performed when the peak measured data under the limit of average detection.
7. The emission levels of other frequencies are very lower than the limit and not show in test report.

Product	:	Intel® Dual Band Wireless-AC 8265
Test Item	:	Harmonic Radiated Emission Data
Test Site	:	No.3 OATS
Test date	:	2016.09.11
Test Mode	:	Mode 2 SISO B: Transmit (802.11n-20BW 7.2Mbps) (5260MHz)

Frequency MHz	Correct Factor dB	Reading Level dBμV	Measurement Level dBμV/m	Margin dB	Limit dBμV/m
Horizontal					
Peak Detector:					
10520.000	11.531	40.440	51.971	-22.029	74.000
15780.000	*	*	*	*	74.000
21040.000	*	*	*	*	74.000
26300.000	*	*	*	*	74.000
Average Detector:					
*	*	*	*	*	*
Vertical					
Peak Detector:					
10520.000	13.441	39.760	53.201	-20.799	74.000
15780.000	*	*	*	*	74.000
21040.000	*	*	*	*	74.000
26300.000	*	*	*	*	74.000
Average Detector:					
*	*	*	*	*	*

Note:

1. All Readings below 1GHz are Quasi-Peak, above 1GHz are performed with peak and/or average measurements as necessary.
2. Peak measurements: RBW = 1MHz, VBW = 3 MHz, Sweep: Auto.
3. Average measurements: RBW = 1MHz, VBW = 10 Hz, Sweep: Auto.
4. Measurement Level = Reading Level + Correct Factor.
5. Correct Factor = Antenna factor + Cable loss –Amplifier gain.
6. The average measurement was not performed when the peak measured data under the limit of average detection.
7. The emission levels of other frequencies are very lower than the limit and not show in test report.

Product	:	Intel® Dual Band Wireless-AC 8265
Test Item	:	Harmonic Radiated Emission Data
Test Site	:	No.3 OATS
Test date	:	2016.09.11
Test Mode	:	Mode 2 SISO B: Transmit (802.11n-20BW 7.2Mbps) (5300MHz)

Frequency MHz	Correct Factor dB	Reading Level dBμV	Measurement Level dBμV/m	Margin dB	Limit dBμV/m
Horizontal					
Peak Detector:					
10600.000	13.182	39.890	53.072	-20.928	74.000
15900.000	*	*	*	*	74.000
21200.000	*	*	*	*	74.000
26500.000	*	*	*	*	74.000
Average Detector:					
*	*	*	*	*	*
Vertical					
Peak Detector:					
10600.000	14.717	39.140	53.857	-20.143	74.000
15900.000	*	*	*	*	74.000
21200.000	*	*	*	*	74.000
26500.000	*	*	*	*	74.000
Average Detector:					
*	*	*	*	*	*

Note:

1. All Readings below 1GHz are Quasi-Peak, above 1GHz are performed with peak and/or average measurements as necessary.
2. Peak measurements: RBW = 1MHz, VBW = 3 MHz, Sweep: Auto.
3. Average measurements: RBW = 1MHz, VBW = 10 Hz, Sweep: Auto.
4. Measurement Level = Reading Level + Correct Factor.
5. Correct Factor = Antenna factor + Cable loss –Amplifier gain.
6. The average measurement was not performed when the peak measured data under the limit of average detection.
7. The emission levels of other frequencies are very lower than the limit and not show in test report.

Product	:	Intel® Dual Band Wireless-AC 8265
Test Item	:	Harmonic Radiated Emission Data
Test Site	:	No.3 OATS
Test date	:	2016.09.11
Test Mode	:	Mode 2 SISO B: Transmit (802.11n-20BW 7.2Mbps) (5320MHz)

Frequency MHz	Correct Factor dB	Reading Level dBμV	Measurement Level dBμV/m	Margin dB	Limit dBμV/m
Horizontal					
Peak Detector:					
10640.000	12.912	39.350	52.262	-21.738	74.000
15960.000	*	*	*	*	74.000
21280.000	*	*	*	*	74.000
26600.000	*	*	*	*	74.000
Average Detector:					
*	*	*	*	*	*
Vertical					
Peak Detector:					
10640.000	14.585	39.150	53.735	-20.265	74.000
15960.000	*	*	*	*	74.000
21280.000	*	*	*	*	74.000
26600.000	*	*	*	*	74.000
Average Detector:					
*	*	*	*	*	*

Note:

1. All Readings below 1GHz are Quasi-Peak, above 1GHz are performed with peak and/or average measurements as necessary.
2. Peak measurements: RBW = 1MHz, VBW = 3 MHz, Sweep: Auto.
3. Average measurements: RBW = 1MHz, VBW = 10 Hz, Sweep: Auto.
4. Measurement Level = Reading Level + Correct Factor.
5. Correct Factor = Antenna factor + Cable loss –Amplifier gain.
6. The average measurement was not performed when the peak measured data under the limit of average detection.
7. The emission levels of other frequencies are very lower than the limit and not show in test report.

Product	:	Intel® Dual Band Wireless-AC 8265
Test Item	:	Harmonic Radiated Emission Data
Test Site	:	No.3 OATS
Test date	:	2016.09.11
Test Mode	:	Mode 2 SISO B: Transmit (802.11n-20BW 7.2Mbps) (5500MHz)

Frequency MHz	Correct Factor dB	Reading Level dBμV	Measurement Level dBμV/m	Margin dB	Limit dBμV/m
Horizontal					
Peak Detector:					
11000.000	12.513	39.590	52.103	-21.897	74.000
16500.000	*	*	*	*	74.000
22000.000	*	*	*	*	74.000
27500.000	*	*	*	*	74.000
Average Detector:					
*	*	*	*	*	*
Vertical					
Peak Detector:					
11000.000	14.635	38.780	53.415	-20.585	74.000
16500.000	*	*	*	*	74.000
22000.000	*	*	*	*	74.000
27500.000	*	*	*	*	74.000
Average Detector:					
*	*	*	*	*	*

Note:

1. All Readings below 1GHz are Quasi-Peak, above 1GHz are performed with peak and/or average measurements as necessary.
2. Peak measurements: RBW = 1MHz, VBW = 3 MHz, Sweep: Auto.
3. Average measurements: RBW = 1MHz, VBW = 10 Hz, Sweep: Auto.
4. Measurement Level = Reading Level + Correct Factor.
5. Correct Factor = Antenna factor + Cable loss –Amplifier gain.
6. The average measurement was not performed when the peak measured data under the limit of average detection.
7. The emission levels of other frequencies are very lower than the limit and not show in test report.

Product	:	Intel® Dual Band Wireless-AC 8265
Test Item	:	Harmonic Radiated Emission Data
Test Site	:	No.3 OATS
Test date	:	2016.09.11
Test Mode	:	Mode 2 SISO B: Transmit (802.11n-20BW 7.2Mbps) (5600MHz)

Frequency MHz	Correct Factor dB	Reading Level dBμV	Measurement Level dBμV/m	Margin dB	Limit dBμV/m
Horizontal					
Peak Detector:					
11200.000	12.953	38.940	51.894	-22.106	74.000
16800.000	*	*	*	*	74.000
22400.000	*	*	*	*	74.000
28000.000	*	*	*	*	74.000
Average Detector:					
*	*	*	*	*	*
Vertical					
Peak Detector:					
11200.000	15.197	38.340	53.537	-20.463	74.000
16800.000	*	*	*	*	74.000
22400.000	*	*	*	*	74.000
28000.000	*	*	*	*	74.000
Average Detector:					
*	*	*	*	*	*

Note:

1. All Readings below 1GHz are Quasi-Peak, above 1GHz are performed with peak and/or average measurements as necessary.
2. Peak measurements: RBW = 1MHz, VBW = 3 MHz, Sweep: Auto.
3. Average measurements: RBW = 1MHz, VBW = 10 Hz, Sweep: Auto.
4. Measurement Level = Reading Level + Correct Factor.
5. Correct Factor = Antenna factor + Cable loss –Amplifier gain.
6. The average measurement was not performed when the peak measured data under the limit of average detection.
7. The emission levels of other frequencies are very lower than the limit and not show in test report.

Product	:	Intel® Dual Band Wireless-AC 8265
Test Item	:	Harmonic Radiated Emission Data
Test Site	:	No.3 OATS
Test date	:	2016.09.11
Test Mode	:	Mode 2 SISO B: Transmit (802.11n-20BW 7.2Mbps) (5700MHz)

Frequency MHz	Correct Factor dB	Reading Level dBμV	Measurement Level dBμV/m	Margin dB	Limit dBμV/m
Horizontal					
Peak Detector:					
11400.000	14.753	38.110	52.863	-21.137	74.000
17100.000	*	*	*	*	74.000
22800.000	*	*	*	*	74.000
28500.000	*	*	*	*	74.000
Average Detector:					
*	*	*	*	*	*
Vertical					
Peak Detector:					
11400.000	16.303	37.340	53.643	-20.357	74.000
17100.000	*	*	*	*	74.000
22800.000	*	*	*	*	74.000
28500.000	*	*	*	*	74.000
Average Detector:					
*	*	*	*	*	*

Note:

1. All Readings below 1GHz are Quasi-Peak, above 1GHz are performed with peak and/or average measurements as necessary.
2. Peak measurements: RBW = 1MHz, VBW = 3 MHz, Sweep: Auto.
3. Average measurements: RBW = 1MHz, VBW = 10 Hz, Sweep: Auto.
4. Measurement Level = Reading Level + Correct Factor.
5. Correct Factor = Antenna factor + Cable loss –Amplifier gain.
6. The average measurement was not performed when the peak measured data under the limit of average detection.
7. The emission levels of other frequencies are very lower than the limit and not show in test report.

Product : Intel® Dual Band Wireless-AC 8265
Test Item : Harmonic Radiated Emission Data
Test Site : No.3 OATS
Test date : 2016.09.11
Test Mode : Mode 2 SISO B: Transmit (802.11n-20BW 7.2Mbps) (5745MHz)

Frequency MHz	Correct Factor dB	Reading Level dBuV	Measurement Level dBuV/m	Margin dB	Limit dBuV/m
Horizontal Peak Detector:					
11490.000	15.004	38.270	53.274	-20.726	74.000
17235.000	*	*	*	*	74.000
22980.000	*	*	*	*	74.000
28752.000	*	*	*	*	74.000
34470.000	*	*	*	*	74.000
40215.000	*	*	*	*	74.000
Average Detector:					
--					
Vertical Peak Detector:					
11490.000	16.520	37.050	53.570	-20.430	74.000
17235.000	*	*	*	*	74.000
22980.000	*	*	*	*	74.000
28752.000	*	*	*	*	74.000
34470.000	*	*	*	*	74.000
40215.000	*	*	*	*	74.000
Average Detector:					
--					

Note:
1. All Readings below 1GHz are Quasi-Peak, above 1GHz are performed with peak and/or average measurements as necessary.
2. Peak measurements: RBW = 1MHz, VBW = 3 MHz, Sweep: Auto.
3. Average measurements: RBW = 1MHz, VBW = 10 Hz, Sweep: Auto.
4. Measurement Level = Reading Level + Correct Factor.
5. Correct Factor = Antenna factor + Cable loss –Amplifier gain.
6. The average measurement was not performed when the peak measured data under the limit of average detection.
7. The emission levels of other frequencies are very lower than the limit and not show in test report.

Product	:	Intel® Dual Band Wireless-AC 8265
Test Item	:	Harmonic Radiated Emission Data
Test Site	:	No.3 OATS
Test date	:	2016.09.11
Test Mode	:	Mode 2 SISO B: Transmit (802.11n-20BW 7.2Mbps) (5785MHz)

Frequency MHz	Correct Factor dB	Reading Level dBuV	Measurement Level dBuV/m	Margin dB	Limit dBuV/m
Horizontal Peak Detector:					
11570.000	15.207	38.130	53.337	-20.663	74.000
17355.000	*	*	*	*	74.000
20800.000	*	*	*	*	74.000
26000.000	*	*	*	*	74.000
31200.000	*	*	*	*	74.000
36400.000	*	*	*	*	74.000
Average Detector:					
--					
Vertical Peak Detector:					
11570.000	16.573	36.680	53.252	-20.748	74.000
17355.000	*	*	*	*	74.000
20800.000	*	*	*	*	74.000
26000.000	*	*	*	*	74.000
31200.000	*	*	*	*	74.000
36400.000	*	*	*	*	74.000
Average Detector:					
--					

Note:

1. All Readings below 1GHz are Quasi-Peak, above 1GHz are performed with peak and/or average measurements as necessary.
2. Peak measurements: RBW = 1MHz, VBW = 3 MHz, Sweep: Auto.
3. Average measurements: RBW = 1MHz, VBW = 10 Hz, Sweep: Auto.
4. Measurement Level = Reading Level + Correct Factor.
5. Correct Factor = Antenna factor + Cable loss –Amplifier gain.
6. The average measurement was not performed when the peak measured data under the limit of average detection.
7. The emission levels of other frequencies are very lower than the limit and not show in test report.

Product	:	Intel® Dual Band Wireless-AC 8265
Test Item	:	Harmonic Radiated Emission Data
Test Site	:	No.3 OATS
Test date	:	2016.09.11
Test Mode	:	Mode 2 SISO B: Transmit (802.11n-20BW 7.2Mbps) (5825MHz)

Frequency MHz	Correct Factor dB	Reading Level dBuV	Measurement Level dBuV/m	Margin dB	Limit dBuV/m
Horizontal Peak Detector:					
11650.000	13.504	39.550	53.054	-20.946	74.000
17475.000	*	*	*	*	74.000
20960.000	*	*	*	*	74.000
26200.000	*	*	*	*	74.000
31440000	*	*	*	*	74.000
36680.000	*	*	*	*	74.000
Average Detector:					
--					
Vertical Peak Detector:					
11650.000	14.959	38.380	53.339	-20.661	74.000
17475.000	*	*	*	*	74.000
20960.000	*	*	*	*	74.000
26200.000	*	*	*	*	74.000
31440000	*	*	*	*	74.000
36680.000	*	*	*	*	74.000
Average Detector:					
--					

Note:

1. All Readings below 1GHz are Quasi-Peak, above 1GHz are performed with peak and/or average measurements as necessary.
2. Peak measurements: RBW = 1MHz, VBW = 3 MHz, Sweep: Auto.
3. Average measurements: RBW = 1MHz, VBW = 10 Hz, Sweep: Auto.
4. Measurement Level = Reading Level + Correct Factor.
5. Correct Factor = Antenna factor + Cable loss –Amplifier gain.
6. The average measurement was not performed when the peak measured data under the limit of average detection.
7. The emission levels of other frequencies are very lower than the limit and not show in test report.

Product	:	Intel® Dual Band Wireless-AC 8265
Test Item	:	Harmonic Radiated Emission Data
Test Site	:	No.3 OATS
Test date	:	2016.09.11
Test Mode	:	Mode 2 SISO B: Transmit (802.11n-40BW 15Mbps) (5190MHz)

Frequency MHz	Correct Factor dB	Reading Level dBμV	Measurement Level dBμV/m	Margin dB	Limit dBμV/m
Horizontal					
Peak Detector:					
10380.000	10.400	41.870	52.270	-21.730	74.000
15570.000	*	*	*	*	74.000
20760.000	*	*	*	*	74.000
25950.000	*	*	*	*	74.000
Average Detector:					
*	*	*	*	*	*
Vertical					
Peak Detector:					
10380.000	11.965	40.580	52.546	-21.454	74.000
15570.000	*	*	*	*	74.000
20760.000	*	*	*	*	74.000
25950.000	*	*	*	*	74.000
Average Detector:					
*	*	*	*	*	*

Note:

1. All Readings below 1GHz are Quasi-Peak, above 1GHz are performed with peak and/or average measurements as necessary.
2. Peak measurements: RBW = 1MHz, VBW = 3 MHz, Sweep: Auto.
3. Average measurements: RBW = 1MHz, VBW = 10 Hz, Sweep: Auto.
4. Measurement Level = Reading Level + Correct Factor.
5. Correct Factor = Antenna factor + Cable loss –Amplifier gain.
6. The average measurement was not performed when the peak measured data under the limit of average detection.
7. The emission levels of other frequencies are very lower than the limit and not show in test report.

Product	:	Intel® Dual Band Wireless-AC 8265
Test Item	:	Harmonic Radiated Emission Data
Test Site	:	No.3 OATS
Test date	:	2016.09.11
Test Mode	:	Mode 2 SISO B: Transmit (802.11n-40BW 15Mbps) (5230MHz)

Frequency MHz	Correct Factor dB	Reading Level dBμV	Measurement Level dBμV/m	Margin dB	Limit dBμV/m
Horizontal					
Peak Detector:					
10460.000	9.932	41.030	50.962	-23.038	74.000
15690.000	*	*	*	*	74.000
20920.000	*	*	*	*	74.000
26150.000	*	*	*	*	74.000
Average Detector:					
*	*	*	*	*	*
Vertical					
Peak Detector:					
10460.000	11.790	40.110	51.900	-22.100	74.000
15690.000	*	*	*	*	74.000
20920.000	*	*	*	*	74.000
26150.000	*	*	*	*	74.000
Average Detector:					
*	*	*	*	*	*

Note:

1. All Readings below 1GHz are Quasi-Peak, above 1GHz are performed with peak and/or average measurements as necessary.
2. Peak measurements: RBW = 1MHz, VBW = 3 MHz, Sweep: Auto.
3. Average measurements: RBW = 1MHz, VBW = 10 Hz, Sweep: Auto.
4. Measurement Level = Reading Level + Correct Factor.
5. Correct Factor = Antenna factor + Cable loss –Amplifier gain.
6. The average measurement was not performed when the peak measured data under the limit of average detection.
7. The emission levels of other frequencies are very lower than the limit and not show in test report.

Product	:	Intel® Dual Band Wireless-AC 8265
Test Item	:	Harmonic Radiated Emission Data
Test Site	:	No.3 OATS
Test date	:	2016.09.11
Test Mode	:	Mode 2 SISO B: Transmit (802.11n-40BW 15Mbps) (5270MHz)

Frequency MHz	Correct Factor dB	Reading Level dBμV	Measurement Level dBμV/m	Margin dB	Limit dBμV/m
Horizontal					
Peak Detector:					
10540.000	12.058	40.570	52.629	-21.371	74.000
15810.000	*	*	*	*	74.000
21080.000	*	*	*	*	74.000
26350.000	*	*	*	*	74.000
Average Detector:					
*	*	*	*	*	*
Vertical					
Peak Detector:					
10540.000	13.868	39.580	53.448	-20.552	74.000
15810.000	*	*	*	*	74.000
21080.000	*	*	*	*	74.000
26350.000	*	*	*	*	74.000
Average Detector:					
*	*	*	*	*	*

Note:

1. All Readings below 1GHz are Quasi-Peak, above 1GHz are performed with peak and/or average measurements as necessary.
2. Peak measurements: RBW = 1MHz, VBW = 3 MHz, Sweep: Auto.
3. Average measurements: RBW = 1MHz, VBW = 10 Hz, Sweep: Auto.
4. Measurement Level = Reading Level + Correct Factor.
5. Correct Factor = Antenna factor + Cable loss –Amplifier gain.
6. The average measurement was not performed when the peak measured data under the limit of average detection.
7. The emission levels of other frequencies are very lower than the limit and not show in test report.

Product	:	Intel® Dual Band Wireless-AC 8265
Test Item	:	Harmonic Radiated Emission Data
Test Site	:	No.3 OATS
Test date	:	2016.09.11
Test Mode	:	Mode 2 SISO B: Transmit (802.11n-40BW 15Mbps) (5310MHz)

Frequency MHz	Correct Factor dB	Reading Level dBμV	Measurement Level dBμV/m	Margin dB	Limit dBμV/m
Horizontal					
Peak Detector:					
10620.000	13.096	40.390	53.485	-20.515	74.000
15930.000	*	*	*	*	74.000
21240.000	*	*	*	*	74.000
26550.000	*	*	*	*	74.000
Average Detector:					
*	*	*	*	*	*
Vertical					
Peak Detector:					
10620.000	14.683	38.680	53.363	-20.637	74.000
15930.000	*	*	*	*	74.000
21240.000	*	*	*	*	74.000
26550.000	*	*	*	*	74.000
Average Detector:					
*	*	*	*	*	*

Note:

1. All Readings below 1GHz are Quasi-Peak, above 1GHz are performed with peak and/or average measurements as necessary.
2. Peak measurements: RBW = 1MHz, VBW = 3 MHz, Sweep: Auto.
3. Average measurements: RBW = 1MHz, VBW = 10 Hz, Sweep: Auto.
4. Measurement Level = Reading Level + Correct Factor.
5. Correct Factor = Antenna factor + Cable loss –Amplifier gain.
6. The average measurement was not performed when the peak measured data under the limit of average detection.
7. The emission levels of other frequencies are very lower than the limit and not show in test report.

Product	:	Intel® Dual Band Wireless-AC 8265
Test Item	:	Harmonic Radiated Emission Data
Test Site	:	No.3 OATS
Test date	:	2016.09.11
Test Mode	:	Mode 2 SISO B: Transmit (802.11n-40BW 15Mbps) (5510MHz)

Frequency MHz	Correct Factor dB	Reading Level dBμV	Measurement Level dBμV/m	Margin dB	Limit dBμV/m
Horizontal					
Peak Detector:					
11020.000	12.820	39.750	52.570	-21.430	74.000
15930.000	*	*	*	*	74.000
21240.000	*	*	*	*	74.000
26550.000	*	*	*	*	74.000
Average Detector:					
*	*	*	*	*	*
Vertical					
Peak Detector:					
11020.000	14.966	38.580	53.547	-20.453	74.000
15930.000	*	*	*	*	74.000
21240.000	*	*	*	*	74.000
26550.000	*	*	*	*	74.000
Average Detector:					
*	*	*	*	*	*

Note:

1. All Readings below 1GHz are Quasi-Peak, above 1GHz are performed with peak and/or average measurements as necessary.
2. Peak measurements: RBW = 1MHz, VBW = 3 MHz, Sweep: Auto.
3. Average measurements: RBW = 1MHz, VBW = 10 Hz, Sweep: Auto.
4. Measurement Level = Reading Level + Correct Factor.
5. Correct Factor = Antenna factor + Cable loss –Amplifier gain.
6. The average measurement was not performed when the peak measured data under the limit of average detection.
7. The emission levels of other frequencies are very lower than the limit and not show in test report.

Product	:	Intel® Dual Band Wireless-AC 8265
Test Item	:	Harmonic Radiated Emission Data
Test Site	:	No.3 OATS
Test date	:	2016.09.11
Test Mode	:	Mode 2 SISO B: Transmit (802.11n-40BW 15Mbps) (5590MHz)

Frequency MHz	Correct Factor dB	Reading Level dBμV	Measurement Level dBμV/m	Margin dB	Limit dBμV/m
Horizontal					
Peak Detector:					
11180.000	12.947	39.440	52.387	-21.613	74.000
16770.000	*	*	*	*	74.000
22360.000	*	*	*	*	74.000
27950.000	*	*	*	*	74.000
Average Detector:					
*	*	*	*	*	*
Vertical					
Peak Detector:					
11180.000	15.186	38.240	53.426	-20.574	74.000
16770.000	*	*	*	*	74.000
22360.000	*	*	*	*	74.000
27950.000	*	*	*	*	74.000
Average Detector:					
*	*	*	*	*	*

Note:

1. All Readings below 1GHz are Quasi-Peak, above 1GHz are performed with peak and/or average measurements as necessary.
2. Peak measurements: RBW = 1MHz, VBW = 3 MHz, Sweep: Auto.
3. Average measurements: RBW = 1MHz, VBW = 10 Hz, Sweep: Auto.
4. Measurement Level = Reading Level + Correct Factor.
5. Correct Factor = Antenna factor + Cable loss –Amplifier gain.
6. The average measurement was not performed when the peak measured data under the limit of average detection.
7. The emission levels of other frequencies are very lower than the limit and not show in test report.

Product	:	Intel® Dual Band Wireless-AC 8265
Test Item	:	Harmonic Radiated Emission Data
Test Site	:	No.3 OATS
Test date	:	2016.09.11
Test Mode	:	Mode 2 SISO B: Transmit (802.11n-40BW 15Mbps) (5670MHz)

Frequency MHz	Correct Factor dB	Reading Level dBμV	Measurement Level dBμV/m	Margin dB	Limit dBμV/m
Horizontal					
Peak Detector:					
11340.000	14.149	39.670	53.819	-20.181	74.000
17010.000	*	*	*	*	74.000
22680.000	*	*	*	*	74.000
28350.000	*	*	*	*	74.000
Average Detector:					
*	*	*	*	*	*
Vertical					
Peak Detector:					
11340.000	15.891	37.680	53.571	-20.429	74.000
17010.000	*	*	*	*	74.000
22680.000	*	*	*	*	74.000
28350.000	*	*	*	*	74.000
Average Detector:					
*	*	*	*	*	*

Note:

1. All Readings below 1GHz are Quasi-Peak, above 1GHz are performed with peak and/or average measurements as necessary.
2. Peak measurements: RBW = 1MHz, VBW = 3 MHz, Sweep: Auto.
3. Average measurements: RBW = 1MHz, VBW = 10 Hz, Sweep: Auto.
4. Measurement Level = Reading Level + Correct Factor.
5. Correct Factor = Antenna factor + Cable loss –Amplifier gain.
6. The average measurement was not performed when the peak measured data under the limit of average detection.
7. The emission levels of other frequencies are very lower than the limit and not show in test report.

Product	:	Intel® Dual Band Wireless-AC 8265
Test Item	:	Harmonic Radiated Emission Data
Test Site	:	No.3 OATS
Test date	:	2016.09.11
Test Mode	:	Mode 2 SISO B: Transmit (802.11n-40BW 15Mbps) (5755MHz)

Frequency MHz	Correct Factor dB	Reading Level dBuV	Measurement Level dBuV/m	Margin dB	Limit dBuV/m
Horizontal Peak Detector:					
11510.000	15.044	38.840	53.883	-20.117	74.000
17265.000	*	*	*	*	74.000
20760.000	*	*	*	*	74.000
25950.000	*	*	*	*	74.000
31140.000	*	*	*	*	74.000
36330.000	*	*	*	*	74.000
Average Detector:					
--					
Vertical Peak Detector:					
11510.000	16.536	36.440	52.976	-21.024	74.000
17265.000	*	*	*	*	74.000
20760.000	*	*	*	*	74.000
25950.000	*	*	*	*	74.000
31140.000	*	*	*	*	74.000
36330.000	*	*	*	*	74.000
Average Detector:					
--					

Note:

1. All Readings below 1GHz are Quasi-Peak, above 1GHz are performed with peak and/or average measurements as necessary.
2. Peak measurements: RBW = 1MHz, VBW = 3 MHz, Sweep: Auto.
3. Average measurements: RBW = 1MHz, VBW = 10 Hz, Sweep: Auto.
4. Measurement Level = Reading Level + Correct Factor.
5. Correct Factor = Antenna factor + Cable loss –Amplifier gain.
6. The average measurement was not performed when the peak measured data under the limit of average detection.
7. The emission levels of other frequencies are very lower than the limit and not show in test report.

Product	:	Intel® Dual Band Wireless-AC 8265
Test Item	:	Harmonic Radiated Emission Data
Test Site	:	No.3 OATS
Test date	:	2016.09.11
Test Mode	:	Mode 2 SISO B: Transmit (802.11n-40BW 15Mbps) (5795MHz)

Frequency MHz	Correct Factor dB	Reading Level dBuV	Measurement Level dBuV/m	Margin dB	Limit dBuV/m
Horizontal Peak Detector:					
11590.000	15.364	37.840	53.204	-20.796	74.000
17265.000	*	*	*	*	74.000
20760.000	*	*	*	*	74.000
25950.000	*	*	*	*	74.000
31140.000	*	*	*	*	74.000
36330.000	*	*	*	*	74.000
Average Detector:					
--					
Vertical Peak Detector:					
11590.000	16.687	36.650	53.337	-20.663	74.000
17265.000	*	*	*	*	74.000
20760.000	*	*	*	*	74.000
25950.000	*	*	*	*	74.000
31140.000	*	*	*	*	74.000
36330.000	*	*	*	*	74.000
Average Detector:					
--					

Note:

1. All Readings below 1GHz are Quasi-Peak, above 1GHz are performed with peak and/or average measurements as necessary.
2. Peak measurements: RBW = 1MHz, VBW = 3 MHz, Sweep: Auto.
3. Average measurements: RBW = 1MHz, VBW = 10 Hz, Sweep: Auto.
4. Measurement Level = Reading Level + Correct Factor.
5. Correct Factor = Antenna factor + Cable loss –Amplifier gain.
6. The average measurement was not performed when the peak measured data under the limit of average detection.
7. The emission levels of other frequencies are very lower than the limit and not show in test report.

Product	:	Intel® Dual Band Wireless-AC 8265
Test Item	:	Harmonic Radiated Emission Data
Test Site	:	No.3 OATS
Test date	:	2016.09.11
Test Mode	:	Mode 2 SISO B: Transmit (802.11ac-20BW-7.2Mbps) (5720MHz)

Frequency MHz	Correct Factor dB	Reading Level dBuV	Measurement Level dBuV/m	Margin dB	Limit dBuV/m
Horizontal Peak Detector:					
11440.000	14.836	37.610	52.445	-21.555	74.000
11550.000	*	*	*	*	74.000
17325.000	*	*	*	*	74.000
20720.000	*	*	*	*	74.000
25900.000	*	*	*	*	74.000
31080.000	*	*	*	*	74.000
36260.000	*	*	*	*	74.000
Average Detector:					
*	*	*	*	*	*
Vertical Peak Detector:					
11440.000	16.366	36.650	53.016	-20.984	74.000
11550.000	*	*	*	*	74.000
17325.000	*	*	*	*	74.000
20720.000	*	*	*	*	74.000
25900.000	*	*	*	*	74.000
31080.000	*	*	*	*	74.000
36260.000	*	*	*	*	74.000
Average Detector:					
*	*	*	*	*	*

Note:

1. All Readings below 1GHz are Quasi-Peak, above 1GHz are performed with peak and/or average measurements as necessary.
2. Peak measurements: RBW = 1MHz, VBW = 3 MHz, Sweep: Auto.
3. Average measurements: RBW = 1MHz, VBW = 10 Hz, Sweep: Auto.
4. Measurement Level = Reading Level + Correct Factor.
5. Correct Factor = Antenna factor + Cable loss –Amplifier gain.
6. The average measurement was not performed when the peak measured data under the limit of average detection.
7. The emission levels of other frequencies are very lower than the limit and not show in test report.

Product	:	Intel® Dual Band Wireless-AC 8265
Test Item	:	Harmonic Radiated Emission Data
Test Site	:	No.3 OATS
Test date	:	2016.09.11
Test Mode	:	Mode 2 SISO B: Transmit (802.11ac-40BW-15Mbps) (5710MHz)

Frequency MHz	Correct Factor dB	Reading Level dBuV	Measurement Level dBuV/m	Margin dB	Limit dBuV/m
Horizontal Peak Detector:					
11420.000	14.805	38.780	53.584	-20.416	74.000
11550.000	*	*	*	*	74.000
17325.000	*	*	*	*	74.000
20720.000	*	*	*	*	74.000
25900.000	*	*	*	*	74.000
31080.000	*	*	*	*	74.000
36260.000	*	*	*	*	74.000
Average Detector:					
*	*	*	*	*	*
Vertical Peak Detector:					
11420.000	16.340	36.990	53.330	-20.670	74.000
11550.000	*	*	*	*	74.000
17325.000	*	*	*	*	74.000
20720.000	*	*	*	*	74.000
25900.000	*	*	*	*	74.000
31080.000	*	*	*	*	74.000
36260.000	*	*	*	*	74.000
Average Detector:					
*	*	*	*	*	*

Note:

1. All Readings below 1GHz are Quasi-Peak, above 1GHz are performed with peak and/or average measurements as necessary.
2. Peak measurements: RBW = 1MHz, VBW = 3 MHz, Sweep: Auto.
3. Average measurements: RBW = 1MHz, VBW = 10 Hz, Sweep: Auto.
4. Measurement Level = Reading Level + Correct Factor.
5. Correct Factor = Antenna factor + Cable loss –Amplifier gain.
6. The average measurement was not performed when the peak measured data under the limit of average detection.
7. The emission levels of other frequencies are very lower than the limit and not show in test report.

Product	:	Intel® Dual Band Wireless-AC 8265
Test Item	:	Harmonic Radiated Emission Data
Test Site	:	No.3 OATS
Test date	:	2016.09.11
Test Mode	:	Mode 2 SISO B: Transmit (802.11ac-80BW-32.5Mbps) (5210MHz)

Frequency MHz	Correct Factor dB	Reading Level dBuV	Measurement Level dBuV/m	Margin dB	Limit dBuV/m
Horizontal Peak Detector:					
10420.000	9.787	42.740	52.527	-21.473	74.000
11550.000	*	*	*	*	74.000
17325.000	*	*	*	*	74.000
20720.000	*	*	*	*	74.000
25900.000	*	*	*	*	74.000
31080.000	*	*	*	*	74.000
36260.000	*	*	*	*	74.000
Average Detector:					
*	*	*	*	*	*
Vertical Peak Detector:					
10420.000	11.491	41.150	52.641	-21.359	74.000
11550.000	*	*	*	*	74.000
17325.000	*	*	*	*	74.000
20720.000	*	*	*	*	74.000
25900.000	*	*	*	*	74.000
31080.000	*	*	*	*	74.000
36260.000	*	*	*	*	74.000
Average Detector:					
*	*	*	*	*	*

Note:

1. All Readings below 1GHz are Quasi-Peak, above 1GHz are performed with peak and/or average measurements as necessary.
2. Peak measurements: RBW = 1MHz, VBW = 3 MHz, Sweep: Auto.
3. Average measurements: RBW = 1MHz, VBW = 10 Hz, Sweep: Auto.
4. Measurement Level = Reading Level + Correct Factor.
5. Correct Factor = Antenna factor + Cable loss –Amplifier gain.
6. The average measurement was not performed when the peak measured data under the limit of average detection.
7. The emission levels of other frequencies are very lower than the limit and not show in test report.

Product	:	Intel® Dual Band Wireless-AC 8265
Test Item	:	Harmonic Radiated Emission Data
Test Site	:	No.3 OATS
Test date	:	2016.09.11
Test Mode	:	Mode 2 SISO B: Transmit (802.11ac-80BW-32.5Mbps) (5290MHz)

Frequency MHz	Correct Factor dB	Reading Level dBuV	Measurement Level dBuV/m	Margin dB	Limit dBuV/m
Horizontal Peak Detector:					
10580.000	12.903	40.840	53.744	-20.256	74.000
11550.000	*	*	*	*	74.000
17325.000	*	*	*	*	74.000
20720.000	*	*	*	*	74.000
25900.000	*	*	*	*	74.000
31080.000	*	*	*	*	74.000
36260.000	*	*	*	*	74.000
Average Detector:					
*	*	*	*	*	*
Vertical Peak Detector:					
10580.000	14.506	39.330	53.836	-20.164	74.000
11550.000	*	*	*	*	74.000
17325.000	*	*	*	*	74.000
20720.000	*	*	*	*	74.000
25900.000	*	*	*	*	74.000
31080.000	*	*	*	*	74.000
36260.000	*	*	*	*	74.000
Average Detector:					
*	*	*	*	*	*

Note:

1. All Readings below 1GHz are Quasi-Peak, above 1GHz are performed with peak and/or average measurements as necessary.
2. Peak measurements: RBW = 1MHz, VBW = 3 MHz, Sweep: Auto.
3. Average measurements: RBW = 1MHz, VBW = 10 Hz, Sweep: Auto.
4. Measurement Level = Reading Level + Correct Factor.
5. Correct Factor = Antenna factor + Cable loss –Amplifier gain.
6. The average measurement was not performed when the peak measured data under the limit of average detection.
7. The emission levels of other frequencies are very lower than the limit and not show in test report.

Product	:	Intel® Dual Band Wireless-AC 8265
Test Item	:	Harmonic Radiated Emission Data
Test Site	:	No.3 OATS
Test date	:	2016.09.11
Test Mode	:	Mode 2 SISO B: Transmit (802.11ac-80BW-32.5Mbps) (5530MHz)

Frequency MHz	Correct Factor dB	Reading Level dBuV	Measurement Level dBuV/m	Margin dB	Limit dBuV/m
Horizontal Peak Detector:					
11060.000	13.143	39.560	52.704	-21.296	74.000
11550.000	*	*	*	*	74.000
17325.000	*	*	*	*	74.000
20720.000	*	*	*	*	74.000
25900.000	*	*	*	*	74.000
31080.000	*	*	*	*	74.000
36260.000	*	*	*	*	74.000
Average Detector:					
*	*	*	*	*	*
Vertical Peak Detector:					
11060.000	15.345	36.570	51.915	-22.085	74.000
11550.000	*	*	*	*	74.000
17325.000	*	*	*	*	74.000
20720.000	*	*	*	*	74.000
25900.000	*	*	*	*	74.000
31080.000	*	*	*	*	74.000
36260.000	*	*	*	*	74.000
Average Detector:					
*	*	*	*	*	*

Note:

1. All Readings below 1GHz are Quasi-Peak, above 1GHz are performed with peak and/or average measurements as necessary.
2. Peak measurements: RBW = 1MHz, VBW = 3 MHz, Sweep: Auto.
3. Average measurements: RBW = 1MHz, VBW = 10 Hz, Sweep: Auto.
4. Measurement Level = Reading Level + Correct Factor.
5. Correct Factor = Antenna factor + Cable loss –Amplifier gain.
6. The average measurement was not performed when the peak measured data under the limit of average detection.
7. The emission levels of other frequencies are very lower than the limit and not show in test report.

Product	:	Intel® Dual Band Wireless-AC 8265
Test Item	:	Harmonic Radiated Emission Data
Test Site	:	No.3 OATS
Test date	:	2016.09.11
Test Mode	:	Mode 2 SISO B: Transmit (802.11ac-80BW-32.5Mbps) (5610MHz)

Frequency MHz	Correct Factor dB	Reading Level dBuV	Measurement Level dBuV/m	Margin dB	Limit dBuV/m
Horizontal Peak Detector:					
11220.000	12.762	39.480	52.242	-21.758	74.000
11550.000	*	*	*	*	74.000
17325.000	*	*	*	*	74.000
20720.000	*	*	*	*	74.000
25900.000	*	*	*	*	74.000
31080.000	*	*	*	*	74.000
36260.000	*	*	*	*	74.000
Average Detector:					
*	*	*	*	*	*
Vertical Peak Detector:					
11220.000	14.926	37.850	52.776	-21.224	74.000
11550.000	*	*	*	*	74.000
17325.000	*	*	*	*	74.000
20720.000	*	*	*	*	74.000
25900.000	*	*	*	*	74.000
31080.000	*	*	*	*	74.000
36260.000	*	*	*	*	74.000
Average Detector:					
*	*	*	*	*	*

Note:

1. All Readings below 1GHz are Quasi-Peak, above 1GHz are performed with peak and/or average measurements as necessary.
2. Peak measurements: RBW = 1MHz, VBW = 3 MHz, Sweep: Auto.
3. Average measurements: RBW = 1MHz, VBW = 10 Hz, Sweep: Auto.
4. Measurement Level = Reading Level + Correct Factor.
5. Correct Factor = Antenna factor + Cable loss –Amplifier gain.
6. The average measurement was not performed when the peak measured data under the limit of average detection.
7. The emission levels of other frequencies are very lower than the limit and not show in test report.

Product : Intel® Dual Band Wireless-AC 8265
Test Item : Harmonic Radiated Emission Data
Test Site : No.3 OATS
Test date : 2016.09.11
Test Mode : Mode 2 SISO B: Transmit (802.11ac-80BW-32.5Mbps) (5690MHz)

Frequency MHz	Correct Factor dB	Reading Level dBuV	Measurement Level dBuV/m	Margin dB	Limit dBuV/m
Horizontal Peak Detector:					
11380.000	14.610	38.450	53.060	-20.940	74.000
11550.000	*	*	*	*	74.000
17325.000	*	*	*	*	74.000
20720.000	*	*	*	*	74.000
25900.000	*	*	*	*	74.000
31080.000	*	*	*	*	74.000
36260.000	*	*	*	*	74.000
Average Detector:					
*	*	*	*	*	*
Vertical Peak Detector:					
11380.000	16.218	37.590	53.808	-20.192	74.000
11550.000	*	*	*	*	74.000
17325.000	*	*	*	*	74.000
20720.000	*	*	*	*	74.000
25900.000	*	*	*	*	74.000
31080.000	*	*	*	*	74.000
36260.000	*	*	*	*	74.000
Average Detector:					
*	*	*	*	*	*

Note:

1. All Readings below 1GHz are Quasi-Peak, above 1GHz are performed with peak and/or average measurements as necessary.
2. Peak measurements: RBW = 1MHz, VBW = 3 MHz, Sweep: Auto.
3. Average measurements: RBW = 1MHz, VBW = 10 Hz, Sweep: Auto.
4. Measurement Level = Reading Level + Correct Factor.
5. Correct Factor = Antenna factor + Cable loss –Amplifier gain.
6. The average measurement was not performed when the peak measured data under the limit of average detection.
7. The emission levels of other frequencies are very lower than the limit and not show in test report.

Product	:	Intel® Dual Band Wireless-AC 8265
Test Item	:	Harmonic Radiated Emission Data
Test Site	:	No.3 OATS
Test date	:	2016.09.11
Test Mode	:	Mode 2 SISO B: Transmit (802.11ac-80BW-32.5Mbps) (5775MHz)

Frequency MHz	Correct Factor dB	Reading Level dBuV	Measurement Level dBuV/m	Margin dB	Limit dBuV/m
Horizontal Peak Detector:					
11550.000	15.077	38.170	53.248	-20.752	74.000
17325.000	*	*	*	*	74.000
23100.000	*	*	*	*	74.000
28855.000	*	*	*	*	74.000
34630.000	*	*	*	*	74.000
40405.000	*	*	*	*	74.000
Average Detector:					
*	*	*	*	*	*
Vertical Peak Detector:					
11550.000	16.485	37.290	53.775	-20.225	74.000
17325.000	*	*	*	*	74.000
23100.000	*	*	*	*	74.000
28855.000	*	*	*	*	74.000
34630.000	*	*	*	*	74.000
40405.000	*	*	*	*	74.000
Average Detector:					
*	*	*	*	*	*

Note:

1. All Readings below 1GHz are Quasi-Peak, above 1GHz are performed with peak and/or average measurements as necessary.
2. Peak measurements: RBW = 1MHz, VBW = 3 MHz, Sweep: Auto.
3. Average measurements: RBW = 1MHz, VBW = 10 Hz, Sweep: Auto.
4. Measurement Level = Reading Level + Correct Factor.
5. Correct Factor = Antenna factor + Cable loss –Amplifier gain.
6. The average measurement was not performed when the peak measured data under the limit of average detection.
7. The emission levels of other frequencies are very lower than the limit and not show in test report.

Product	:	Intel® Dual Band Wireless-AC 8265
Test Item	:	Harmonic Radiated Emission Data
Test Site	:	No.3 OATS
Test date	:	2016.09.11
Test Mode	:	Mode 3 MIMO: Transmit (802.11n-20BW 14.4Mbps) (5180MHz)

Frequency MHz	Correct Factor dB	Reading Level dBμV	Measurement Level dBμV/m	Margin dB	Limit dBμV/m
Horizontal					
Peak Detector:					
10360.000	10.932	41.820	52.752	-21.248	74.000
15540.000	*	*	*	*	74.000
20720.000	*	*	*	*	74.000
25900.000	*	*	*	*	74.000
Average Detector:					
*	*	*	*	*	*
Vertical					
Peak Detector:					
10360.000	12.436	40.210	52.645	-21.355	74.000
15540.000	*	*	*	*	74.000
20720.000	*	*	*	*	74.000
25900.000	*	*	*	*	74.000
Average Detector:					
*	*	*	*	*	*

Note:

1. All Readings below 1GHz are Quasi-Peak, above 1GHz are performed with peak and/or average measurements as necessary.
2. Peak measurements: RBW = 1MHz, VBW = 3 MHz, Sweep: Auto.
3. Average measurements: RBW = 1MHz, VBW = 10 Hz, Sweep: Auto.
4. Measurement Level = Reading Level + Correct Factor.
5. Correct Factor = Antenna factor + Cable loss –Amplifier gain.
6. The average measurement was not performed when the peak measured data under the limit of average detection.
7. The emission levels of other frequencies are very lower than the limit and not show in test report.

Product	:	Intel® Dual Band Wireless-AC 8265
Test Item	:	Harmonic Radiated Emission Data
Test Site	:	No.3 OATS
Test date	:	2016.09.11
Test Mode	:	Mode 3 MIMO: Transmit (802.11n-20BW 14.4Mbps) (5200MHz)

Frequency MHz	Correct Factor dB	Reading Level dBμV	Measurement Level dBμV/m	Margin dB	Limit dBμV/m
Horizontal					
Peak Detector:					
10400.000	9.890	40.340	50.230	-23.770	74.000
15600.000	*	*	*	*	74.000
20800.000	*	*	*	*	74.000
26000.000	*	*	*	*	74.000
Average Detector:					
*	*	*	*	*	*
Vertical					
Peak Detector:					
10400.000	11.517	40.190	51.707	-22.293	74.000
15600.000	*	*	*	*	74.000
20800.000	*	*	*	*	74.000
26000.000	*	*	*	*	74.000
Average Detector:					
*	*	*	*	*	*

Note:

1. All Readings below 1GHz are Quasi-Peak, above 1GHz are performed with peak and/or average measurements as necessary.
2. Peak measurements: RBW = 1MHz, VBW = 3 MHz, Sweep: Auto.
3. Average measurements: RBW = 1MHz, VBW = 10 Hz, Sweep: Auto.
4. Measurement Level = Reading Level + Correct Factor.
5. Correct Factor = Antenna factor + Cable loss –Amplifier gain.
6. The average measurement was not performed when the peak measured data under the limit of average detection.
7. The emission levels of other frequencies are very lower than the limit and not show in test report.

Product	:	Intel® Dual Band Wireless-AC 8265
Test Item	:	Harmonic Radiated Emission Data
Test Site	:	No.3 OATS
Test date	:	2016.09.11
Test Mode	:	Mode 3 MIMO: Transmit (802.11n-20BW 14.4Mbps) (5240MHz)

Frequency MHz	Correct Factor dB	Reading Level dBμV	Measurement Level dBμV/m	Margin dB	Limit dBμV/m
Horizontal					
Peak Detector:					
10480.000	10.464	40.760	51.223	-22.777	74.000
15720.000	*	*	*	*	74.000
20960.000	*	*	*	*	74.000
26200.000	*	*	*	*	74.000
Average Detector:					
*	*	*	*	*	*
Vertical					
Peak Detector:					
10480.000	12.399	40.260	52.659	-21.341	74.000
15720.000	*	*	*	*	74.000
20960.000	*	*	*	*	74.000
26200.000	*	*	*	*	74.000
Average Detector:					
*	*	*	*	*	*

Note:

1. All Readings below 1GHz are Quasi-Peak, above 1GHz are performed with peak and/or average measurements as necessary.
2. Peak measurements: RBW = 1MHz, VBW = 3 MHz, Sweep: Auto.
3. Average measurements: RBW = 1MHz, VBW = 10 Hz, Sweep: Auto.
4. Measurement Level = Reading Level + Correct Factor.
5. Correct Factor = Antenna factor + Cable loss –Amplifier gain.
6. The average measurement was not performed when the peak measured data under the limit of average detection.
7. The emission levels of other frequencies are very lower than the limit and not show in test report.

Product	:	Intel® Dual Band Wireless-AC 8265
Test Item	:	Harmonic Radiated Emission Data
Test Site	:	No.3 OATS
Test date	:	2016.09.11
Test Mode	:	Mode 3 MIMO: Transmit (802.11n-20BW 14.4Mbps) (5260MHz)

Frequency MHz	Correct Factor dB	Reading Level dBμV	Measurement Level dBμV/m	Margin dB	Limit dBμV/m
Horizontal					
Peak Detector:					
10520.000	11.531	40.520	52.051	-21.949	74.000
15780.000	*	*	*	*	74.000
21040.000	*	*	*	*	74.000
26300.000	*	*	*	*	74.000
Average Detector:					
*	*	*	*	*	*
Vertical					
Peak Detector:					
10520.000	13.441	40.080	53.521	-20.479	74.000
15780.000	*	*	*	*	74.000
21040.000	*	*	*	*	74.000
26300.000	*	*	*	*	74.000
Average Detector:					
*	*	*	*	*	*

Note:

1. All Readings below 1GHz are Quasi-Peak, above 1GHz are performed with peak and/or average measurements as necessary.
2. Peak measurements: RBW = 1MHz, VBW = 3 MHz, Sweep: Auto.
3. Average measurements: RBW = 1MHz, VBW = 10 Hz, Sweep: Auto.
4. Measurement Level = Reading Level + Correct Factor.
5. Correct Factor = Antenna factor + Cable loss –Amplifier gain.
6. The average measurement was not performed when the peak measured data under the limit of average detection.
7. The emission levels of other frequencies are very lower than the limit and not show in test report.

Product	:	Intel® Dual Band Wireless-AC 8265
Test Item	:	Harmonic Radiated Emission Data
Test Site	:	No.3 OATS
Test date	:	2016.09.11
Test Mode	:	Mode 3 MIMO: Transmit (802.11n-20BW 14.4Mbps) (5300MHz)

Frequency MHz	Correct Factor dB	Reading Level dBμV	Measurement Level dBμV/m	Margin dB	Limit dBμV/m
Horizontal					
Peak Detector:					
10600.000	13.182	40.180	53.362	-20.638	74.000
15900.000	*	*	*	*	74.000
21200.000	*	*	*	*	74.000
26500.000	*	*	*	*	74.000
Average Detector:					
*	*	*	*	*	*
Vertical					
Peak Detector:					
10600.000	14.717	38.770	53.487	-20.513	74.000
15900.000	*	*	*	*	74.000
21200.000	*	*	*	*	74.000
26500.000	*	*	*	*	74.000
Average Detector:					
*	*	*	*	*	*

Note:

1. All Readings below 1GHz are Quasi-Peak, above 1GHz are performed with peak and/or average measurements as necessary.
2. Peak measurements: RBW = 1MHz, VBW = 3 MHz, Sweep: Auto.
3. Average measurements: RBW = 1MHz, VBW = 10 Hz, Sweep: Auto.
4. Measurement Level = Reading Level + Correct Factor.
5. Correct Factor = Antenna factor + Cable loss –Amplifier gain.
6. The average measurement was not performed when the peak measured data under the limit of average detection.
7. The emission levels of other frequencies are very lower than the limit and not show in test report.

Product	:	Intel® Dual Band Wireless-AC 8265
Test Item	:	Harmonic Radiated Emission Data
Test Site	:	No.3 OATS
Test date	:	2016.09.11
Test Mode	:	Mode 3 MIMO: Transmit (802.11n-20BW 14.4Mbps) (5320MHz)

Frequency MHz	Correct Factor dB	Reading Level dBμV	Measurement Level dBμV/m	Margin dB	Limit dBμV/m
Horizontal					
Peak Detector:					
10640.000	12.912	39.930	52.842	-21.158	74.000
15960.000	*	*	*	*	74.000
21280.000	*	*	*	*	74.000
26600.000	*	*	*	*	74.000
Average Detector:					
*	*	*	*	*	*
Vertical					
Peak Detector:					
10640.000	14.585	38.860	53.445	-20.555	74.000
15960.000	*	*	*	*	74.000
21280.000	*	*	*	*	74.000
26600.000	*	*	*	*	74.000
Average Detector:					
*	*	*	*	*	*

Note:

1. All Readings below 1GHz are Quasi-Peak, above 1GHz are performed with peak and/or average measurements as necessary.
2. Peak measurements: RBW = 1MHz, VBW = 3 MHz, Sweep: Auto.
3. Average measurements: RBW = 1MHz, VBW = 10 Hz, Sweep: Auto.
4. Measurement Level = Reading Level + Correct Factor.
5. Correct Factor = Antenna factor + Cable loss –Amplifier gain.
6. The average measurement was not performed when the peak measured data under the limit of average detection.
7. The emission levels of other frequencies are very lower than the limit and not show in test report.

Product	:	Intel® Dual Band Wireless-AC 8265
Test Item	:	Harmonic Radiated Emission Data
Test Site	:	No.3 OATS
Test date	:	2016.09.11
Test Mode	:	Mode 3 MIMO: Transmit (802.11n-20BW 14.4Mbps) (5500MHz)

Frequency MHz	Correct Factor dB	Reading Level dBμV	Measurement Level dBμV/m	Margin dB	Limit dBμV/m
Horizontal					
Peak Detector:					
11000.000	12.513	39.770	52.283	-21.717	74.000
16500.000	*	*	*	*	74.000
22000.000	*	*	*	*	74.000
27500.000	*	*	*	*	74.000
Average Detector:					
*	*	*	*	*	*
Vertical					
Peak Detector:					
11000.000	14.635	38.270	52.905	-21.095	74.000
16500.000	*	*	*	*	74.000
22000.000	*	*	*	*	74.000
27500.000	*	*	*	*	74.000
Average Detector:					
*	*	*	*	*	*

Note:

1. All Readings below 1GHz are Quasi-Peak, above 1GHz are performed with peak and/or average measurements as necessary.
2. Peak measurements: RBW = 1MHz, VBW = 3 MHz, Sweep: Auto.
3. Average measurements: RBW = 1MHz, VBW = 10 Hz, Sweep: Auto.
4. Measurement Level = Reading Level + Correct Factor.
5. Correct Factor = Antenna factor + Cable loss –Amplifier gain.
6. The average measurement was not performed when the peak measured data under the limit of average detection.
7. The emission levels of other frequencies are very lower than the limit and not show in test report.

Product	:	Intel® Dual Band Wireless-AC 8265
Test Item	:	Harmonic Radiated Emission Data
Test Site	:	No.3 OATS
Test date	:	2016.09.11
Test Mode	:	Mode 3 MIMO: Transmit (802.11n-20BW 14.4Mbps) (5600MHz)

Frequency MHz	Correct Factor dB	Reading Level dBμV	Measurement Level dBμV/m	Margin dB	Limit dBμV/m
Horizontal					
Peak Detector:					
11200.000	12.953	39.450	52.404	-21.596	74.000
16800.000	*	*	*	*	74.000
22400.000	*	*	*	*	74.000
28000.000	*	*	*	*	74.000
Average Detector:					
*	*	*	*	*	*
Vertical					
Peak Detector:					
11200.000	15.197	38.380	53.577	-20.423	74.000
16800.000	*	*	*	*	74.000
22400.000	*	*	*	*	74.000
28000.000	*	*	*	*	74.000
Average Detector:					
*	*	*	*	*	*

Note:

1. All Readings below 1GHz are Quasi-Peak, above 1GHz are performed with peak and/or average measurements as necessary.
2. Peak measurements: RBW = 1MHz, VBW = 3 MHz, Sweep: Auto.
3. Average measurements: RBW = 1MHz, VBW = 10 Hz, Sweep: Auto.
4. Measurement Level = Reading Level + Correct Factor.
5. Correct Factor = Antenna factor + Cable loss –Amplifier gain.
6. The average measurement was not performed when the peak measured data under the limit of average detection.
7. The emission levels of other frequencies are very lower than the limit and not show in test report.

Product	:	Intel® Dual Band Wireless-AC 8265
Test Item	:	Harmonic Radiated Emission Data
Test Site	:	No.3 OATS
Test date	:	2016.09.11
Test Mode	:	Mode 3 MIMO: Transmit (802.11n-20BW 14.4Mbps) (5700MHz)

Frequency MHz	Correct Factor dB	Reading Level dBμV	Measurement Level dBμV/m	Margin dB	Limit dBμV/m
Horizontal					
Peak Detector:					
11400.000	14.753	38.920	53.673	-20.327	74.000
17100.000	*	*	*	*	74.000
22800.000	*	*	*	*	74.000
28500.000	*	*	*	*	74.000
Average Detector:					
*	*	*	*	*	*
Vertical					
Peak Detector:					
11400.000	16.303	37.090	53.393	-20.607	74.000
17100.000	*	*	*	*	74.000
22800.000	*	*	*	*	74.000
28500.000	*	*	*	*	74.000
Average Detector:					
*	*	*	*	*	*

Note:

1. All Readings below 1GHz are Quasi-Peak, above 1GHz are performed with peak and/or average measurements as necessary.
2. Peak measurements: RBW = 1MHz, VBW = 3 MHz, Sweep: Auto.
3. Average measurements: RBW = 1MHz, VBW = 10 Hz, Sweep: Auto.
4. Measurement Level = Reading Level + Correct Factor.
5. Correct Factor = Antenna factor + Cable loss –Amplifier gain.
6. The average measurement was not performed when the peak measured data under the limit of average detection.
7. The emission levels of other frequencies are very lower than the limit and not show in test report.

Product	:	Intel® Dual Band Wireless-AC 8265
Test Item	:	Harmonic Radiated Emission Data
Test Site	:	No.3 OATS
Test date	:	2016.09.11
Test Mode	:	Mode 3 MIMO: Transmit (802.11n-20BW 14.4Mbps) (5745MHz)

Frequency MHz	Correct Factor dB	Reading Level dBuV	Measurement Level dBuV/m	Margin dB	Limit dBuV/m
Horizontal Peak Detector:					
11490.000	15.004	38.310	53.314	-20.686	74.000
17235.000	*	*	*	*	74.000
22980.000	*	*	*	*	74.000
28752.000	*	*	*	*	74.000
34470.000	*	*	*	*	74.000
40215.000	*	*	*	*	74.000
Average Detector:					
--					
Vertical Peak Detector:					
11490.000	16.520	37.250	53.770	-20.230	74.000
17235.000	*	*	*	*	74.000
22980.000	*	*	*	*	74.000
28752.000	*	*	*	*	74.000
34470.000	*	*	*	*	74.000
40215.000	*	*	*	*	74.000
Average Detector:					
--					

Note:

1. All Readings below 1GHz are Quasi-Peak, above 1GHz are performed with peak and/or average measurements as necessary.
2. Peak measurements: RBW = 1MHz, VBW = 3 MHz, Sweep: Auto.
3. Average measurements: RBW = 1MHz, VBW = 10 Hz, Sweep: Auto.
4. Measurement Level = Reading Level + Correct Factor.
5. Correct Factor = Antenna factor + Cable loss –Amplifier gain.
6. The average measurement was not performed when the peak measured data under the limit of average detection.
7. The emission levels of other frequencies are very lower than the limit and not show in test report.

Product	:	Intel® Dual Band Wireless-AC 8265
Test Item	:	Harmonic Radiated Emission Data
Test Site	:	No.3 OATS
Test date	:	2016.09.11
Test Mode	:	Mode 3 MIMO: Transmit (802.11n-20BW 14.4Mbps) (5785MHz)

Frequency MHz	Correct Factor dB	Reading Level dBuV	Measurement Level dBuV/m	Margin dB	Limit dBuV/m
Horizontal Peak Detector:					
11570.000	15.207	38.160	53.367	-20.633	74.000
17355.000	*	*	*	*	74.000
20800.000	*	*	*	*	74.000
26000.000	*	*	*	*	74.000
31200.000	*	*	*	*	74.000
36400.000	*	*	*	*	74.000
Average Detector:					
--					
Vertical Peak Detector:					
11570.000	16.573	36.740	53.312	-20.688	74.000
17355.000	*	*	*	*	74.000
20800.000	*	*	*	*	74.000
26000.000	*	*	*	*	74.000
31200.000	*	*	*	*	74.000
36400.000	*	*	*	*	74.000
Average Detector:					
--					

Note:

1. All Readings below 1GHz are Quasi-Peak, above 1GHz are performed with peak and/or average measurements as necessary.
2. Peak measurements: RBW = 1MHz, VBW = 3 MHz, Sweep: Auto.
3. Average measurements: RBW = 1MHz, VBW = 10 Hz, Sweep: Auto.
4. Measurement Level = Reading Level + Correct Factor.
5. Correct Factor = Antenna factor + Cable loss –Amplifier gain.
6. The average measurement was not performed when the peak measured data under the limit of average detection.
7. The emission levels of other frequencies are very lower than the limit and not show in test report.

Product	:	Intel® Dual Band Wireless-AC 8265
Test Item	:	Harmonic Radiated Emission Data
Test Site	:	No.3 OATS
Test date	:	2016.09.11
Test Mode	:	Mode 3 MIMO: Transmit (802.11n-20BW 14.4Mbps) (5825MHz)

Frequency MHz	Correct Factor dB	Reading Level dBuV	Measurement Level dBuV/m	Margin dB	Limit dBuV/m
Horizontal Peak Detector:					
11650.000	13.504	38.170	51.674	-22.326	74.000
17475.000	*	*	*	*	74.000
20960.000	*	*	*	*	74.000
26200.000	*	*	*	*	74.000
31440000	*	*	*	*	74.000
36680.000	*	*	*	*	74.000
Average Detector:					
--					
Vertical Peak Detector:					
11650.000	14.959	37.880	52.839	-21.161	74.000
17475.000	*	*	*	*	74.000
20960.000	*	*	*	*	74.000
26200.000	*	*	*	*	74.000
31440000	*	*	*	*	74.000
36680.000	*	*	*	*	74.000
Average Detector:					
--					

Note:

1. All Readings below 1GHz are Quasi-Peak, above 1GHz are performed with peak and/or average measurements as necessary.
2. Peak measurements: RBW = 1MHz, VBW = 3 MHz, Sweep: Auto.
3. Average measurements: RBW = 1MHz, VBW = 10 Hz, Sweep: Auto.
4. Measurement Level = Reading Level + Correct Factor.
5. Correct Factor = Antenna factor + Cable loss –Amplifier gain.
6. The average measurement was not performed when the peak measured data under the limit of average detection.
7. The emission levels of other frequencies are very lower than the limit and not show in test report.

Product	:	Intel® Dual Band Wireless-AC 8265
Test Item	:	Harmonic Radiated Emission Data
Test Site	:	No.3 OATS
Test date	:	2016.09.11
Test Mode	:	Mode 3 MIMO: Transmit (802.11n-40BW 30Mbps) (5190MHz)

Frequency MHz	Correct Factor dB	Reading Level dBμV	Measurement Level dBμV/m	Margin dB	Limit dBμV/m
Horizontal					
Peak Detector:					
10380.000	10.400	40.790	51.190	-22.810	74.000
15570.000	*	*	*	*	74.000
20760.000	*	*	*	*	74.000
25950.000	*	*	*	*	74.000
Average Detector:					
*	*	*	*	*	*
Vertical					
Peak Detector:					
10380.000	11.965	40.330	52.296	-21.704	74.000
15570.000	*	*	*	*	74.000
20760.000	*	*	*	*	74.000
25950.000	*	*	*	*	74.000
Average Detector:					
*	*	*	*	*	*

Note:

1. All Readings below 1GHz are Quasi-Peak, above 1GHz are performed with peak and/or average measurements as necessary.
2. Peak measurements: RBW = 1MHz, VBW = 3 MHz, Sweep: Auto.
3. Average measurements: RBW = 1MHz, VBW = 10 Hz, Sweep: Auto.
4. Measurement Level = Reading Level + Correct Factor.
5. Correct Factor = Antenna factor + Cable loss –Amplifier gain.
6. The average measurement was not performed when the peak measured data under the limit of average detection.
7. The emission levels of other frequencies are very lower than the limit and not show in test report.

Product	:	Intel® Dual Band Wireless-AC 8265
Test Item	:	Harmonic Radiated Emission Data
Test Site	:	No.3 OATS
Test date	:	2016.09.11
Test Mode	:	Mode 3 MIMO: Transmit (802.11n-40BW 30Mbps) (5230MHz)

Frequency MHz	Correct Factor dB	Reading Level dBμV	Measurement Level dBμV/m	Margin dB	Limit dBμV/m
Horizontal					
Peak Detector:					
10460.000	9.932	41.750	51.682	-22.318	74.000
15690.000	*	*	*	*	74.000
20920.000	*	*	*	*	74.000
26150.000	*	*	*	*	74.000
Average Detector:					
*	*	*	*	*	*
Vertical					
Peak Detector:					
10460.000	11.790	40.810	52.600	-21.400	74.000
15690.000	*	*	*	*	74.000
20920.000	*	*	*	*	74.000
26150.000	*	*	*	*	74.000
Average Detector:					
*	*	*	*	*	*

Note:

1. All Readings below 1GHz are Quasi-Peak, above 1GHz are performed with peak and/or average measurements as necessary.
2. Peak measurements: RBW = 1MHz, VBW = 3 MHz, Sweep: Auto.
3. Average measurements: RBW = 1MHz, VBW = 10 Hz, Sweep: Auto.
4. Measurement Level = Reading Level + Correct Factor.
5. Correct Factor = Antenna factor + Cable loss –Amplifier gain.
6. The average measurement was not performed when the peak measured data under the limit of average detection.
7. The emission levels of other frequencies are very lower than the limit and not show in test report.

Product	:	Intel® Dual Band Wireless-AC 8265
Test Item	:	Harmonic Radiated Emission Data
Test Site	:	No.3 OATS
Test date	:	2016.09.11
Test Mode	:	Mode 3 MIMO: Transmit (802.11n-40BW 30Mbps) (5270MHz)

Frequency MHz	Correct Factor dB	Reading Level dBμV	Measurement Level dBμV/m	Margin dB	Limit dBμV/m
Horizontal					
Peak Detector:					
10540.000	12.058	40.130	52.189	-21.811	74.000
15810.000	*	*	*	*	74.000
21080.000	*	*	*	*	74.000
26350.000	*	*	*	*	74.000
Average Detector:					
*	*	*	*	*	*
Vertical					
Peak Detector:					
10540.000	13.868	39.940	53.808	-20.192	74.000
15810.000	*	*	*	*	74.000
21080.000	*	*	*	*	74.000
26350.000	*	*	*	*	74.000
Average Detector:					
*	*	*	*	*	*

Note:

1. All Readings below 1GHz are Quasi-Peak, above 1GHz are performed with peak and/or average measurements as necessary.
2. Peak measurements: RBW = 1MHz, VBW = 3 MHz, Sweep: Auto.
3. Average measurements: RBW = 1MHz, VBW = 10 Hz, Sweep: Auto.
4. Measurement Level = Reading Level + Correct Factor.
5. Correct Factor = Antenna factor + Cable loss –Amplifier gain.
6. The average measurement was not performed when the peak measured data under the limit of average detection.
7. The emission levels of other frequencies are very lower than the limit and not show in test report.

Product	:	Intel® Dual Band Wireless-AC 8265
Test Item	:	Harmonic Radiated Emission Data
Test Site	:	No.3 OATS
Test date	:	2016.09.11
Test Mode	:	Mode 3 MIMO: Transmit (802.11n-40BW 30Mbps) (5310MHz)

Frequency MHz	Correct Factor dB	Reading Level dBμV	Measurement Level dBμV/m	Margin dB	Limit dBμV/m
Horizontal					
Peak Detector:					
10620.000	13.096	39.740	52.835	-21.165	74.000
15930.000	*	*	*	*	74.000
21240.000	*	*	*	*	74.000
26550.000	*	*	*	*	74.000
Average Detector:					
*	*	*	*	*	*
Vertical					
Peak Detector:					
10620.000	14.683	38.440	53.123	-20.877	74.000
15930.000	*	*	*	*	74.000
21240.000	*	*	*	*	74.000
26550.000	*	*	*	*	74.000
Average Detector:					
*	*	*	*	*	*

Note:

1. All Readings below 1GHz are Quasi-Peak, above 1GHz are performed with peak and/or average measurements as necessary.
2. Peak measurements: RBW = 1MHz, VBW = 3 MHz, Sweep: Auto.
3. Average measurements: RBW = 1MHz, VBW = 10 Hz, Sweep: Auto.
4. Measurement Level = Reading Level + Correct Factor.
5. Correct Factor = Antenna factor + Cable loss –Amplifier gain.
6. The average measurement was not performed when the peak measured data under the limit of average detection.
7. The emission levels of other frequencies are very lower than the limit and not show in test report.

Product	:	Intel® Dual Band Wireless-AC 8265
Test Item	:	Harmonic Radiated Emission Data
Test Site	:	No.3 OATS
Test date	:	2016.09.11
Test Mode	:	Mode 3 MIMO: Transmit (802.11n-40BW 30Mbps) (5510MHz)

Frequency MHz	Correct Factor dB	Reading Level dBμV	Measurement Level dBμV/m	Margin dB	Limit dBμV/m
Horizontal					
Peak Detector:					
11020.000	12.820	39.630	52.450	-21.550	74.000
15930.000	*	*	*	*	74.000
21240.000	*	*	*	*	74.000
26550.000	*	*	*	*	74.000
Average Detector:					
*	*	*	*	*	*
Vertical					
Peak Detector:					
11020.000	14.966	38.120	53.087	-20.913	74.000
15930.000	*	*	*	*	74.000
21240.000	*	*	*	*	74.000
26550.000	*	*	*	*	74.000
Average Detector:					
*	*	*	*	*	*

Note:

1. All Readings below 1GHz are Quasi-Peak, above 1GHz are performed with peak and/or average measurements as necessary.
2. Peak measurements: RBW = 1MHz, VBW = 3 MHz, Sweep: Auto.
3. Average measurements: RBW = 1MHz, VBW = 10 Hz, Sweep: Auto.
4. Measurement Level = Reading Level + Correct Factor.
5. Correct Factor = Antenna factor + Cable loss –Amplifier gain.
6. The average measurement was not performed when the peak measured data under the limit of average detection.
7. The emission levels of other frequencies are very lower than the limit and not show in test report.

Product	:	Intel® Dual Band Wireless-AC 8265
Test Item	:	Harmonic Radiated Emission Data
Test Site	:	No.3 OATS
Test date	:	2016.09.11
Test Mode	:	Mode 3 MIMO: Transmit (802.11n-40BW 30Mbps) (5590MHz)

Frequency MHz	Correct Factor dB	Reading Level dBμV	Measurement Level dBμV/m	Margin dB	Limit dBμV/m
Horizontal					
Peak Detector:					
11180.000	12.947	40.010	52.957	-21.043	74.000
16770.000	*	*	*	*	74.000
22360.000	*	*	*	*	74.000
27950.000	*	*	*	*	74.000
Average Detector:					
*	*	*	*	*	*
Vertical					
Peak Detector:					
11180.000	15.186	38.180	53.366	-20.634	74.000
16770.000	*	*	*	*	74.000
22360.000	*	*	*	*	74.000
27950.000	*	*	*	*	74.000
Average Detector:					
*	*	*	*	*	*

Note:

1. All Readings below 1GHz are Quasi-Peak, above 1GHz are performed with peak and/or average measurements as necessary.
2. Peak measurements: RBW = 1MHz, VBW = 3 MHz, Sweep: Auto.
3. Average measurements: RBW = 1MHz, VBW = 10 Hz, Sweep: Auto.
4. Measurement Level = Reading Level + Correct Factor.
5. Correct Factor = Antenna factor + Cable loss –Amplifier gain.
6. The average measurement was not performed when the peak measured data under the limit of average detection.
7. The emission levels of other frequencies are very lower than the limit and not show in test report.

Product	:	Intel® Dual Band Wireless-AC 8265
Test Item	:	Harmonic Radiated Emission Data
Test Site	:	No.3 OATS
Test date	:	2016.09.11
Test Mode	:	Mode 3 MIMO: Transmit (802.11n-40BW 30Mbps) (5670MHz)

Frequency MHz	Correct Factor dB	Reading Level dBμV	Measurement Level dBμV/m	Margin dB	Limit dBμV/m
Horizontal					
Peak Detector:					
11340.000	14.149	38.480	52.629	-21.371	74.000
17010.000	*	*	*	*	74.000
22680.000	*	*	*	*	74.000
28350.000	*	*	*	*	74.000
Average Detector:					
*	*	*	*	*	*
Vertical					
Peak Detector:					
11340.000	15.891	37.480	53.371	-20.629	74.000
17010.000	*	*	*	*	74.000
22680.000	*	*	*	*	74.000
28350.000	*	*	*	*	74.000
Average Detector:					
*	*	*	*	*	*

Note:

1. All Readings below 1GHz are Quasi-Peak, above 1GHz are performed with peak and/or average measurements as necessary.
2. Peak measurements: RBW = 1MHz, VBW = 3 MHz, Sweep: Auto.
3. Average measurements: RBW = 1MHz, VBW = 10 Hz, Sweep: Auto.
4. Measurement Level = Reading Level + Correct Factor.
5. Correct Factor = Antenna factor + Cable loss –Amplifier gain.
6. The average measurement was not performed when the peak measured data under the limit of average detection.
7. The emission levels of other frequencies are very lower than the limit and not show in test report.

Product	:	Intel® Dual Band Wireless-AC 8265
Test Item	:	Harmonic Radiated Emission Data
Test Site	:	No.3 OATS
Test date	:	2016.09.11
Test Mode	:	Mode 3 MIMO: Transmit (802.11n-40BW 30Mbps) (5755MHz)

Frequency MHz	Correct Factor dB	Reading Level dBuV	Measurement Level dBuV/m	Margin dB	Limit dBuV/m
Horizontal Peak Detector:					
11510.000	15.044	38.480	53.523	-20.477	74.000
17265.000	*	*	*	*	74.000
20760.000	*	*	*	*	74.000
25950.000	*	*	*	*	74.000
31140.000	*	*	*	*	74.000
36330.000	*	*	*	*	74.000
Average Detector:					
*	*	*	*	*	*
Vertical Peak Detector:					
11510.000	16.536	36.780	53.316	-20.684	74.000
17265.000	*	*	*	*	74.000
20760.000	*	*	*	*	74.000
25950.000	*	*	*	*	74.000
31140.000	*	*	*	*	74.000
36330.000	*	*	*	*	74.000
Average Detector:					
*	*	*	*	*	*

Note:

1. All Readings below 1GHz are Quasi-Peak, above 1GHz are performed with peak and/or average measurements as necessary.
2. Peak measurements: RBW = 1MHz, VBW = 3 MHz, Sweep: Auto.
3. Average measurements: RBW = 1MHz, VBW = 10 Hz, Sweep: Auto.
4. Measurement Level = Reading Level + Correct Factor.
5. Correct Factor = Antenna factor + Cable loss –Amplifier gain.
6. The average measurement was not performed when the peak measured data under the limit of average detection.
7. The emission levels of other frequencies are very lower than the limit and not show in test report.

Product	:	Intel® Dual Band Wireless-AC 8265
Test Item	:	Harmonic Radiated Emission Data
Test Site	:	No.3 OATS
Test date	:	2016.09.11
Test Mode	:	Mode 3 MIMO: Transmit (802.11n-40BW 30Mbps) (5795MHz)

Frequency MHz	Correct Factor dB	Reading Level dBuV	Measurement Level dBuV/m	Margin dB	Limit dBuV/m
Horizontal Peak Detector:					
11590.000	15.364	38.370	53.734	-20.266	74.000
17265.000	*	*	*	*	74.000
20760.000	*	*	*	*	74.000
25950.000	*	*	*	*	74.000
31140.000	*	*	*	*	74.000
36330.000	*	*	*	*	74.000
Average Detector: --					
Vertical Peak Detector:					
11590.000	16.687	36.880	53.567	-20.433	74.000
17265.000	*	*	*	*	74.000
20760.000	*	*	*	*	74.000
25950.000	*	*	*	*	74.000
31140.000	*	*	*	*	74.000
36330.000	*	*	*	*	74.000
Average Detector: --					

Note:

1. All Readings below 1GHz are Quasi-Peak, above 1GHz are performed with peak and/or average measurements as necessary.
2. Peak measurements: RBW = 1MHz, VBW = 3 MHz, Sweep: Auto.
3. Average measurements: RBW = 1MHz, VBW = 10 Hz, Sweep: Auto.
4. Measurement Level = Reading Level + Correct Factor.
5. Correct Factor = Antenna factor + Cable loss –Amplifier gain.
6. The average measurement was not performed when the peak measured data under the limit of average detection.
7. The emission levels of other frequencies are very lower than the limit and not show in test report.

Product	:	Intel® Dual Band Wireless-AC 8265
Test Item	:	Harmonic Radiated Emission Data
Test Site	:	No.3 OATS
Test date	:	2016.09.11
Test Mode	:	Mode 3 MIMO: Transmit (802.11ac-20BW-14.4Mbps) (5720MHz)

Frequency MHz	Correct Factor dB	Reading Level dBuV	Measurement Level dBuV/m	Margin dB	Limit dBuV/m
Horizontal Peak Detector:					
11440.000	14.836	38.380	53.215	-20.785	74.000
11550.000	*	*	*	*	74.000
17325.000	*	*	*	*	74.000
20720.000	*	*	*	*	74.000
25900.000	*	*	*	*	74.000
31080.000	*	*	*	*	74.000
36260.000	*	*	*	*	74.000
Average Detector:					
*	*	*	*	*	*
Vertical Peak Detector:					
11440.000	16.366	37.410	53.776	-20.224	74.000
11550.000	*	*	*	*	74.000
17325.000	*	*	*	*	74.000
20720.000	*	*	*	*	74.000
25900.000	*	*	*	*	74.000
31080.000	*	*	*	*	74.000
36260.000	*	*	*	*	74.000
Average Detector:					
*	*	*	*	*	*

Note:

1. All Readings below 1GHz are Quasi-Peak, above 1GHz are performed with peak and/or average measurements as necessary.
2. Peak measurements: RBW = 1MHz, VBW = 3 MHz, Sweep: Auto.
3. Average measurements: RBW = 1MHz, VBW = 10 Hz, Sweep: Auto.
4. Measurement Level = Reading Level + Correct Factor.
5. Correct Factor = Antenna factor + Cable loss –Amplifier gain.
6. The average measurement was not performed when the peak measured data under the limit of average detection.
7. The emission levels of other frequencies are very lower than the limit and not show in test report.

Product	:	Intel® Dual Band Wireless-AC 8265
Test Item	:	Harmonic Radiated Emission Data
Test Site	:	No.3 OATS
Test date	:	2016.09.11
Test Mode	:	Mode 3 MIMO: Transmit (802.11ac-40BW-30Mbps) (5710MHz)

Frequency MHz	Correct Factor dB	Reading Level dBuV	Measurement Level dBuV/m	Margin dB	Limit dBuV/m
Horizontal Peak Detector:					
11420.000	14.805	38.360	53.164	-20.836	74.000
11550.000	*	*	*	*	74.000
17325.000	*	*	*	*	74.000
20720.000	*	*	*	*	74.000
25900.000	*	*	*	*	74.000
31080.000	*	*	*	*	74.000
36260.000	*	*	*	*	74.000
Average Detector:					
*	*	*	*	*	*
Vertical Peak Detector:					
11420.000	16.340	37.180	53.520	-20.480	74.000
11550.000	*	*	*	*	74.000
17325.000	*	*	*	*	74.000
20720.000	*	*	*	*	74.000
25900.000	*	*	*	*	74.000
31080.000	*	*	*	*	74.000
36260.000	*	*	*	*	74.000
Average Detector:					
*	*	*	*	*	*

Note:

1. All Readings below 1GHz are Quasi-Peak, above 1GHz are performed with peak and/or average measurements as necessary.
2. Peak measurements: RBW = 1MHz, VBW = 3 MHz, Sweep: Auto.
3. Average measurements: RBW = 1MHz, VBW = 10 Hz, Sweep: Auto.
4. Measurement Level = Reading Level + Correct Factor.
5. Correct Factor = Antenna factor + Cable loss –Amplifier gain.
6. The average measurement was not performed when the peak measured data under the limit of average detection.
7. The emission levels of other frequencies are very lower than the limit and not show in test report.

Product	:	Intel® Dual Band Wireless-AC 8265
Test Item	:	Harmonic Radiated Emission Data
Test Site	:	No.3 OATS
Test date	:	2016.09.11
Test Mode	:	Mode 3 MIMO: Transmit (802.11ac-80BW-65Mbps) (5210MHz)

Frequency MHz	Correct Factor dB	Reading Level dBuV	Measurement Level dBuV/m	Margin dB	Limit dBuV/m
Horizontal Peak Detector:					
10420.000	9.787	41.870	51.657	-22.343	74.000
11550.000	*	*	*	*	74.000
17325.000	*	*	*	*	74.000
20720.000	*	*	*	*	74.000
25900.000	*	*	*	*	74.000
31080.000	*	*	*	*	74.000
36260.000	*	*	*	*	74.000
Average Detector:					
*	*	*	*	*	*
Vertical Peak Detector:					
10420.000	11.491	40.780	52.271	-21.729	74.000
11550.000	*	*	*	*	74.000
17325.000	*	*	*	*	74.000
20720.000	*	*	*	*	74.000
25900.000	*	*	*	*	74.000
31080.000	*	*	*	*	74.000
36260.000	*	*	*	*	74.000
Average Detector:					
*	*	*	*	*	*

Note:

1. All Readings below 1GHz are Quasi-Peak, above 1GHz are performed with peak and/or average measurements as necessary.
2. Peak measurements: RBW = 1MHz, VBW = 3 MHz, Sweep: Auto.
3. Average measurements: RBW = 1MHz, VBW = 10 Hz, Sweep: Auto.
4. Measurement Level = Reading Level + Correct Factor.
5. Correct Factor = Antenna factor + Cable loss –Amplifier gain.
6. The average measurement was not performed when the peak measured data under the limit of average detection.
7. The emission levels of other frequencies are very lower than the limit and not show in test report.

Product	:	Intel® Dual Band Wireless-AC 8265
Test Item	:	Harmonic Radiated Emission Data
Test Site	:	No.3 OATS
Test date	:	2016.09.11
Test Mode	:	Mode 3 MIMO: Transmit (802.11ac-80BW-65Mbps) (5290MHz)

Frequency MHz	Correct Factor dB	Reading Level dBuV	Measurement Level dBuV/m	Margin dB	Limit dBuV/m
Horizontal Peak Detector:					
10580.000	12.903	40.370	53.274	-20.726	74.000
11550.000	*	*	*	*	74.000
17325.000	*	*	*	*	74.000
20720.000	*	*	*	*	74.000
25900.000	*	*	*	*	74.000
31080.000	*	*	*	*	74.000
36260.000	*	*	*	*	74.000
Average Detector:					
*	*	*	*	*	*
Vertical Peak Detector:					
10580.000	14.506	38.480	52.986	-21.014	74.000
11550.000	*	*	*	*	74.000
17325.000	*	*	*	*	74.000
20720.000	*	*	*	*	74.000
25900.000	*	*	*	*	74.000
31080.000	*	*	*	*	74.000
36260.000	*	*	*	*	74.000
Average Detector:					
*	*	*	*	*	*

Note:

1. All Readings below 1GHz are Quasi-Peak, above 1GHz are performed with peak and/or average measurements as necessary.
2. Peak measurements: RBW = 1MHz, VBW = 3 MHz, Sweep: Auto.
3. Average measurements: RBW = 1MHz, VBW = 10 Hz, Sweep: Auto.
4. Measurement Level = Reading Level + Correct Factor.
5. Correct Factor = Antenna factor + Cable loss –Amplifier gain.
6. The average measurement was not performed when the peak measured data under the limit of average detection.
7. The emission levels of other frequencies are very lower than the limit and not show in test report.

Product	:	Intel® Dual Band Wireless-AC 8265
Test Item	:	Harmonic Radiated Emission Data
Test Site	:	No.3 OATS
Test date	:	2016.09.11
Test Mode	:	Mode 3 MIMO: Transmit (802.11ac-80BW-65Mbps) (5530MHz)

Frequency MHz	Correct Factor dB	Reading Level dBuV	Measurement Level dBuV/m	Margin dB	Limit dBuV/m
Horizontal Peak Detector:					
11060.000	13.143	40.150	53.294	-20.706	74.000
11550.000	*	*	*	*	74.000
17325.000	*	*	*	*	74.000
20720.000	*	*	*	*	74.000
25900.000	*	*	*	*	74.000
31080.000	*	*	*	*	74.000
36260.000	*	*	*	*	74.000
Average Detector:					
*	*	*	*	*	*
Vertical Peak Detector:					
11060.000	15.345	37.460	52.805	-21.195	74.000
11550.000	*	*	*	*	74.000
17325.000	*	*	*	*	74.000
20720.000	*	*	*	*	74.000
25900.000	*	*	*	*	74.000
31080.000	*	*	*	*	74.000
36260.000	*	*	*	*	74.000
Average Detector:					
*	*	*	*	*	*

Note:

1. All Readings below 1GHz are Quasi-Peak, above 1GHz are performed with peak and/or average measurements as necessary.
2. Peak measurements: RBW = 1MHz, VBW = 3 MHz, Sweep: Auto.
3. Average measurements: RBW = 1MHz, VBW = 10 Hz, Sweep: Auto.
4. Measurement Level = Reading Level + Correct Factor.
5. Correct Factor = Antenna factor + Cable loss –Amplifier gain.
6. The average measurement was not performed when the peak measured data under the limit of average detection.
7. The emission levels of other frequencies are very lower than the limit and not show in test report.

Product	:	Intel® Dual Band Wireless-AC 8265
Test Item	:	Harmonic Radiated Emission Data
Test Site	:	No.3 OATS
Test date	:	2016.09.11
Test Mode	:	Mode 3 MIMO: Transmit (802.11ac-80BW-65Mbps) (5610MHz)

Frequency MHz	Correct Factor dB	Reading Level dBuV	Measurement Level dBuV/m	Margin dB	Limit dBuV/m
Horizontal Peak Detector:					
11220.000	12.762	38.430	51.192	-22.808	74.000
11550.000	*	*	*	*	74.000
17325.000	*	*	*	*	74.000
20720.000	*	*	*	*	74.000
25900.000	*	*	*	*	74.000
31080.000	*	*	*	*	74.000
36260.000	*	*	*	*	74.000
Average Detector:					
*	*	*	*	*	*
Vertical Peak Detector:					
11220.000	14.926	37.520	52.446	-21.554	74.000
11550.000	*	*	*	*	74.000
17325.000	*	*	*	*	74.000
20720.000	*	*	*	*	74.000
25900.000	*	*	*	*	74.000
31080.000	*	*	*	*	74.000
36260.000	*	*	*	*	74.000
Average Detector:					
*	*	*	*	*	*

Note:

1. All Readings below 1GHz are Quasi-Peak, above 1GHz are performed with peak and/or average measurements as necessary.
2. Peak measurements: RBW = 1MHz, VBW = 3 MHz, Sweep: Auto.
3. Average measurements: RBW = 1MHz, VBW = 10 Hz, Sweep: Auto.
4. Measurement Level = Reading Level + Correct Factor.
5. Correct Factor = Antenna factor + Cable loss –Amplifier gain.
6. The average measurement was not performed when the peak measured data under the limit of average detection.
7. The emission levels of other frequencies are very lower than the limit and not show in test report.

Product	:	Intel® Dual Band Wireless-AC 8265
Test Item	:	Harmonic Radiated Emission Data
Test Site	:	No.3 OATS
Test date	:	2016.09.11
Test Mode	:	Mode 3 MIMO: Transmit (802.11ac-80BW-65Mbps) (5690MHz)

Frequency MHz	Correct Factor dB	Reading Level dBuV	Measurement Level dBuV/m	Margin dB	Limit dBuV/m
Horizontal Peak Detector:					
11380.000	14.610	39.270	53.880	-20.120	74.000
11550.000	*	*	*	*	74.000
17325.000	*	*	*	*	74.000
20720.000	*	*	*	*	74.000
25900.000	*	*	*	*	74.000
31080.000	*	*	*	*	74.000
36260.000	*	*	*	*	74.000
Average Detector:					
*	*	*	*	*	*
Vertical Peak Detector:					
11380.000	16.218	37.520	53.738	-20.262	74.000
11550.000	*	*	*	*	74.000
17325.000	*	*	*	*	74.000
20720.000	*	*	*	*	74.000
25900.000	*	*	*	*	74.000
31080.000	*	*	*	*	74.000
36260.000	*	*	*	*	74.000
Average Detector:					
*	*	*	*	*	*

Note:

1. All Readings below 1GHz are Quasi-Peak, above 1GHz are performed with peak and/or average measurements as necessary.
2. Peak measurements: RBW = 1MHz, VBW = 3 MHz, Sweep: Auto.
3. Average measurements: RBW = 1MHz, VBW = 10 Hz, Sweep: Auto.
4. Measurement Level = Reading Level + Correct Factor.
5. Correct Factor = Antenna factor + Cable loss –Amplifier gain.
6. The average measurement was not performed when the peak measured data under the limit of average detection.
7. The emission levels of other frequencies are very lower than the limit and not show in test report.

Product	:	Intel® Dual Band Wireless-AC 8265
Test Item	:	Harmonic Radiated Emission Data
Test Site	:	No.3 OATS
Test date	:	2016.09.11
Test Mode	:	Mode 3 MIMO: Transmit (802.11ac-80BW-65Mbps) (5775MHz)

Frequency MHz	Correct Factor dB	Reading Level dBuV	Measurement Level dBuV/m	Margin dB	Limit dBuV/m
Horizontal Peak Detector:					
11550.000	15.077	38.580	53.658	-20.342	74.000
17325.000	*	*	*	*	74.000
23100.000	*	*	*	*	74.000
28855.000	*	*	*	*	74.000
34630.000	*	*	*	*	74.000
40405.000	*	*	*	*	74.000
Average Detector:					
*	*	*	*	*	*
Vertical Peak Detector:					
11550.000	16.485	37.310	53.795	-20.205	74.000
17325.000	*	*	*	*	74.000
23100.000	*	*	*	*	74.000
28855.000	*	*	*	*	74.000
34630.000	*	*	*	*	74.000
40405.000	*	*	*	*	74.000
Average Detector:					
*	*	*	*	*	*

Note:

1. All Readings below 1GHz are Quasi-Peak, above 1GHz are performed with peak and/or average measurements as necessary.
2. Peak measurements: RBW = 1MHz, VBW = 3 MHz, Sweep: Auto.
3. Average measurements: RBW = 1MHz, VBW = 10 Hz, Sweep: Auto.
4. Measurement Level = Reading Level + Correct Factor.
5. Correct Factor = Antenna factor + Cable loss –Amplifier gain.
6. The average measurement was not performed when the peak measured data under the limit of average detection.
7. The emission levels of other frequencies are very lower than the limit and not show in test report.

Product	:	Intel® Dual Band Wireless-AC 8265
Test Item	:	General Radiated Emission
Test Site	:	No.3 OATS
Test date	:	2016.09.13
Test Mode	:	Mode 1 SISO A: Transmit (802.11a-6Mbps) (5200MHz)

Frequency MHz	Correct Factor dB	Reading Level dBμV	Measurement Level dBμV/m	Margin dB	Limit dBμV/m
Horizontal					
Peak Detector					
258.920	-5.440	34.000	28.560	-17.440	46.000
371.440	0.860	34.352	35.212	-10.788	46.000
468.440	3.544	33.987	37.531	-8.469	46.000
604.240	4.289	33.270	37.560	-8.440	46.000
786.600	5.824	34.681	40.506	-5.494	46.000
885.540	6.542	34.499	41.041	-4.959	46.000
Vertical					
Peak Detector					
177.440	-1.248	32.478	31.230	-12.270	43.500
381.140	0.816	33.812	34.628	-11.372	46.000
544.100	1.503	34.415	35.918	-10.082	46.000
606.180	2.246	33.741	35.987	-10.013	46.000
753.620	2.730	34.833	37.563	-8.437	46.000
901.060	1.858	35.144	37.002	-8.998	46.000

Note:

1. All Readings below 1GHz are Quasi-Peak, above 1GHz are performed with peak and/or average measurements as necessary.
2. Peak measurements: RBW = 1MHz, VBW = 3 MHz, Sweep: Auto.
3. Average measurements: RBW = 1MHz, VBW = 10 Hz, Sweep: Auto.
4. Measurement Level = Reading Level + Correct Factor.
5. Correct Factor = Antenna factor + Cable loss –Amplifier gain.
6. The average measurement was not performed when the peak measured data under the limit of average detection.
7. The emission levels of other frequencies are very lower than the limit and not show in test report.
8. No emission found between lowest internal used/generated frequency to 30MHz.

Product : Intel® Dual Band Wireless-AC 8265
Test Item : General Radiated Emission
Test Site : No.3 OATS
Test date : 2016.09.13
Test Mode : Mode 1 SISO A: Transmit (802.11a-6Mbps) (5300MHz)

Frequency MHz	Correct Factor dB	Reading Level dBμV	Measurement Level dBμV/m	Margin dB	Limit dBμV/m
Horizontal					
Peak Detector					
367.560	0.592	34.119	34.710	-11.290	46.000
466.500	3.156	34.903	38.059	-7.941	46.000
547.980	4.028	33.890	37.918	-8.082	46.000
695.420	3.482	34.936	38.418	-7.582	46.000
802.120	6.356	35.190	41.546	-4.454	46.000
852.560	7.106	34.044	41.150	-4.850	46.000
Vertical					
Peak Detector					
379.200	0.881	33.400	34.281	-11.719	46.000
538.280	1.996	34.600	36.596	-9.404	46.000
608.120	2.175	34.211	36.386	-9.614	46.000
687.660	2.292	33.629	35.921	-10.079	46.000
807.940	3.361	34.570	37.931	-8.069	46.000
965.080	3.832	34.553	38.385	-15.615	54.000

Note:

1. All Readings below 1GHz are Quasi-Peak, above 1GHz are performed with peak and/or average measurements as necessary.
2. Peak measurements: RBW = 1MHz, VBW = 3 MHz, Sweep: Auto.
3. Average measurements: RBW = 1MHz, VBW = 10 Hz, Sweep: Auto.
4. Measurement Level = Reading Level + Correct Factor.
5. Correct Factor = Antenna factor + Cable loss –Amplifier gain.
6. The average measurement was not performed when the peak measured data under the limit of average detection.
7. The emission levels of other frequencies are very lower than the limit and not show in test report.
8. No emission found between lowest internal used/generated frequency to 30MHz.

Product	:	Intel® Dual Band Wireless-AC 8265
Test Item	:	General Radiated Emission
Test Site	:	No.3 OATS
Test date	:	2016.09.13
Test Mode	:	Mode 1 SISO A: Transmit (802.11a-6Mbps) (5600MHz)

Frequency MHz	Correct Factor dB	Reading Level dBμV	Measurement Level dBμV/m	Margin dB	Limit dBμV/m
Horizontal					
Peak Detector					
369.500	0.787	33.280	34.067	-11.933	46.000
468.440	3.544	33.781	37.325	-8.675	46.000
604.240	4.289	34.582	38.872	-7.128	46.000
780.780	5.259	35.392	40.651	-5.349	46.000
852.560	7.106	34.570	41.676	-4.324	46.000
982.540	7.679	34.730	42.409	-11.591	54.000
Vertical					
Peak Detector					
179.380	-0.824	32.372	31.548	-11.952	43.500
363.680	0.079	34.106	34.185	-11.815	46.000
509.180	0.804	33.730	34.534	-11.466	46.000
612.000	1.943	33.362	35.304	-10.696	46.000
767.200	2.199	34.999	37.199	-8.801	46.000
844.800	2.462	33.489	35.951	-10.049	46.000

Note:

1. All Readings below 1GHz are Quasi-Peak, above 1GHz are performed with peak and/or average measurements as necessary.
2. Peak measurements: RBW = 1MHz, VBW = 3 MHz, Sweep: Auto.
3. Average measurements: RBW = 1MHz, VBW = 10 Hz, Sweep: Auto.
4. Measurement Level = Reading Level + Correct Factor.
5. Correct Factor = Antenna factor + Cable loss –Amplifier gain.
6. The average measurement was not performed when the peak measured data under the limit of average detection.
7. The emission levels of other frequencies are very lower than the limit and not show in test report.
8. No emission found between lowest internal used/generated frequency to 30MHz.

Product	:	Intel® Dual Band Wireless-AC 8265
Test Item	:	General Radiated Emission
Test Site	:	No.3 OATS
Test date	:	2016.09.13
Test Mode	:	Mode 1 SISO A: Transmit (802.11a-6Mbps) (5785MHz)

Frequency MHz	Correct Factor dB	Reading Level dBμV	Measurement Level dBμV/m	Margin dB	Limit dBμV/m
Horizontal					
Peak Detector					
390.840	0.962	34.474	35.436	-10.564	46.000
460.680	4.030	33.291	37.321	-8.679	46.000
551.860	3.390	34.176	37.566	-8.434	46.000
695.420	3.482	34.648	38.130	-7.870	46.000
778.840	5.180	35.348	40.528	-5.472	46.000
918.520	6.718	34.450	41.168	-4.832	46.000
Vertical					
Peak Detector					
179.380	-0.824	32.956	32.132	-11.368	43.500
379.200	0.881	32.855	33.736	-12.264	46.000
524.700	1.130	34.896	36.026	-9.974	46.000
613.940	1.782	34.775	36.557	-9.443	46.000
806.000	3.686	34.162	37.848	-8.152	46.000
928.220	3.640	33.032	36.672	-9.328	46.000

Note:

1. All Readings below 1GHz are Quasi-Peak, above 1GHz are performed with peak and/or average measurements as necessary.
2. Peak measurements: RBW = 1MHz, VBW = 3 MHz, Sweep: Auto.
3. Average measurements: RBW = 1MHz, VBW = 10 Hz, Sweep: Auto.
4. Measurement Level = Reading Level + Correct Factor.
5. Correct Factor = Antenna factor + Cable loss –Amplifier gain.
6. The average measurement was not performed when the peak measured data under the limit of average detection.
7. The emission levels of other frequencies are very lower than the limit and not show in test report.
8. No emission found between lowest internal used/generated frequency to 30MHz.

Product	:	Intel® Dual Band Wireless-AC 8265
Test Item	:	General Radiated Emission
Test Site	:	No.3 OATS
Test date	:	2016.09.13
Test Mode	:	Mode 1 SISO A: Transmit (802.11n-20BW 7.2Mbps) (5200MHz)

Frequency MHz	Correct Factor dB	Reading Level dBμV	Measurement Level dBμV/m	Margin dB	Limit dBμV/m
Horizontal					
Peak Detector					
346.220	-1.347	33.902	32.555	-13.445	46.000
462.620	3.589	31.956	35.545	-10.455	46.000
511.120	3.173	34.335	37.508	-8.492	46.000
604.240	4.289	33.716	38.006	-7.994	46.000
786.600	5.824	34.201	40.026	-5.974	46.000
852.560	7.106	34.163	41.269	-4.731	46.000
Vertical					
Peak Detector					
340.400	-1.287	33.648	32.361	-13.639	46.000
540.220	2.169	32.019	34.188	-11.812	46.000
615.880	1.473	33.285	34.758	-11.242	46.000
687.660	2.292	32.709	35.001	-10.999	46.000
806.000	3.686	33.489	37.175	-8.825	46.000
930.160	3.830	33.523	37.353	-8.647	46.000

Note:

1. All Readings below 1GHz are Quasi-Peak, above 1GHz are performed with peak and/or average measurements as necessary.
2. Peak measurements: RBW = 1MHz, VBW = 3 MHz, Sweep: Auto.
3. Average measurements: RBW = 1MHz, VBW = 10 Hz, Sweep: Auto.
4. Measurement Level = Reading Level + Correct Factor.
5. Correct Factor = Antenna factor + Cable loss –Amplifier gain.
6. The average measurement was not performed when the peak measured data under the limit of average detection.
7. The emission levels of other frequencies are very lower than the limit and not show in test report.
8. No emission found between lowest internal used/generated frequency to 30MHz.

Product	:	Intel® Dual Band Wireless-AC 8265
Test Item	:	General Radiated Emission
Test Site	:	No.3 OATS
Test date	:	2016.09.13
Test Mode	:	Mode 1 SISO A: Transmit (802.11n-20BW 7.2Mbps) (5300MHz)

Frequency MHz	Correct Factor dB	Reading Level dBμV	Measurement Level dBμV/m	Margin dB	Limit dBμV/m
Horizontal					
Peak Detector					
256.980	-5.424	35.610	30.186	-15.814	46.000
462.620	3.589	32.982	36.571	-9.429	46.000
615.880	2.813	33.217	36.030	-9.970	46.000
749.740	3.963	34.880	38.843	-7.157	46.000
852.560	7.106	33.611	40.717	-5.283	46.000
926.280	6.832	34.137	40.969	-5.031	46.000
Vertical					
Peak Detector					
179.380	-0.824	34.237	33.413	-10.087	43.500
379.200	0.881	32.453	33.334	-12.666	46.000
542.160	1.855	33.956	35.811	-10.189	46.000
615.880	1.473	32.416	33.889	-12.111	46.000
769.140	2.558	34.575	37.133	-8.867	46.000
930.160	3.830	31.579	35.409	-10.591	46.000

Note:

1. All Readings below 1GHz are Quasi-Peak, above 1GHz are performed with peak and/or average measurements as necessary.
2. Peak measurements: RBW = 1MHz, VBW = 3 MHz, Sweep: Auto.
3. Average measurements: RBW = 1MHz, VBW = 10 Hz, Sweep: Auto.
4. Measurement Level = Reading Level + Correct Factor.
5. Correct Factor = Antenna factor + Cable loss –Amplifier gain.
6. The average measurement was not performed when the peak measured data under the limit of average detection.
7. The emission levels of other frequencies are very lower than the limit and not show in test report.
8. No emission found between lowest internal used/generated frequency to 30MHz.

Product	:	Intel® Dual Band Wireless-AC 8265
Test Item	:	General Radiated Emission
Test Site	:	No.3 OATS
Test date	:	2016.09.13
Test Mode	:	Mode 1 SISO A: Transmit (802.11n-20BW 7.2Mbps) (5600MHz)

Frequency MHz	Correct Factor dB	Reading Level dBμV	Measurement Level dBμV/m	Margin dB	Limit dBμV/m
Horizontal					
Peak Detector					
379.200	1.301	32.678	33.979	-12.021	46.000
460.680	4.030	32.997	37.027	-8.973	46.000
598.420	3.524	34.075	37.599	-8.401	46.000
695.420	3.482	34.080	37.562	-8.438	46.000
790.480	6.363	34.036	40.399	-5.601	46.000
1000.000	9.564	34.582	44.146	-9.854	54.000
Vertical					
Peak Detector					
179.380	-0.824	32.754	31.930	-11.570	43.500
381.140	0.816	33.110	33.926	-12.074	46.000
530.520	1.192	32.754	33.946	-12.054	46.000
681.840	1.622	33.602	35.224	-10.776	46.000
829.280	2.376	34.670	37.046	-8.954	46.000
928.220	3.640	33.968	37.608	-8.392	46.000

Note:

1. All Readings below 1GHz are Quasi-Peak, above 1GHz are performed with peak and/or average measurements as necessary.
2. Peak measurements: RBW = 1MHz, VBW = 3 MHz, Sweep: Auto.
3. Average measurements: RBW = 1MHz, VBW = 10 Hz, Sweep: Auto.
4. Measurement Level = Reading Level + Correct Factor.
5. Correct Factor = Antenna factor + Cable loss –Amplifier gain.
6. The average measurement was not performed when the peak measured data under the limit of average detection.
7. The emission levels of other frequencies are very lower than the limit and not show in test report.
8. No emission found between lowest internal used/generated frequency to 30MHz.

Product	:	Intel® Dual Band Wireless-AC 8265
Test Item	:	General Radiated Emission
Test Site	:	No.3 OATS
Test date	:	2016.09.13
Test Mode	:	Mode 1 SISO A: Transmit (802.11n-20BW 7.2Mbps) (5785MHz)

Frequency MHz	Correct Factor dB	Reading Level dBμV	Measurement Level dBμV/m	Margin dB	Limit dBμV/m
Horizontal					
Peak Detector					
373.380	0.873	32.861	33.734	-12.266	46.000
460.680	4.030	32.146	36.176	-9.824	46.000
584.840	3.251	34.457	37.708	-8.292	46.000
761.380	5.145	35.133	40.277	-5.723	46.000
918.520	6.718	32.942	39.660	-6.340	46.000
1000.000	9.564	32.200	41.764	-12.236	54.000
Vertical					
Peak Detector					
179.380	-0.824	32.876	32.052	-11.448	43.500
381.140	0.816	33.217	34.033	-11.967	46.000
538.280	1.996	33.429	35.425	-10.575	46.000
606.180	2.246	32.341	34.587	-11.413	46.000
807.940	3.361	34.342	37.703	-8.297	46.000
922.400	3.200	33.353	36.553	-9.447	46.000

Note:

1. All Readings below 1GHz are Quasi-Peak, above 1GHz are performed with peak and/or average measurements as necessary.
2. Peak measurements: RBW = 1MHz, VBW = 3 MHz, Sweep: Auto.
3. Average measurements: RBW = 1MHz, VBW = 10 Hz, Sweep: Auto.
4. Measurement Level = Reading Level + Correct Factor.
5. Correct Factor = Antenna factor + Cable loss –Amplifier gain.
6. The average measurement was not performed when the peak measured data under the limit of average detection.
7. The emission levels of other frequencies are very lower than the limit and not show in test report.
8. No emission found between lowest internal used/generated frequency to 30MHz.

Product	:	Intel® Dual Band Wireless-AC 8265
Test Item	:	General Radiated Emission
Test Site	:	No.3 OATS
Test date	:	2016.09.13
Test Mode	:	Mode 1 SISO A: Transmit (802.11n-40BW 15Mbps) (5190MHz)

Frequency MHz	Correct Factor dB	Reading Level dBμV	Measurement Level dBμV/m	Margin dB	Limit dBμV/m
Horizontal					
Peak Detector					
381.140	1.386	33.844	35.230	-10.770	46.000
460.680	4.030	33.134	37.164	-8.836	46.000
604.240	4.289	32.891	37.181	-8.819	46.000
689.600	3.642	33.853	37.495	-8.505	46.000
761.380	5.145	33.799	38.943	-7.057	46.000
906.880	6.149	33.775	39.924	-6.076	46.000
Vertical					
Peak Detector					
179.380	-0.824	31.753	30.929	-12.571	43.500
383.080	0.195	32.870	33.065	-12.935	46.000
511.120	0.783	34.612	35.395	-10.605	46.000
687.660	2.292	32.897	35.189	-10.811	46.000
804.060	3.371	33.748	37.119	-8.881	46.000
968.960	3.936	32.744	36.680	-17.320	54.000

Note:

1. All Readings below 1GHz are Quasi-Peak, above 1GHz are performed with peak and/or average measurements as necessary.
2. Peak measurements: RBW = 1MHz, VBW = 3 MHz, Sweep: Auto.
3. Average measurements: RBW = 1MHz, VBW = 10 Hz, Sweep: Auto.
4. Measurement Level = Reading Level + Correct Factor.
5. Correct Factor = Antenna factor + Cable loss –Amplifier gain.
6. The average measurement was not performed when the peak measured data under the limit of average detection.
7. The emission levels of other frequencies are very lower than the limit and not show in test report.
8. No emission found between lowest internal used/generated frequency to 30MHz.

Product	:	Intel® Dual Band Wireless-AC 8265
Test Item	:	General Radiated Emission
Test Site	:	No.3 OATS
Test date	:	2016.09.13
Test Mode	:	Mode 1 SISO A: Transmit (802.11n-40BW 15Mbps) (5270MHz)

Frequency MHz	Correct Factor dB	Reading Level dBμV	Measurement Level dBμV/m	Margin dB	Limit dBμV/m
Horizontal					
Peak Detector					
371.440	0.860	33.462	34.322	-11.678	46.000
427.700	0.210	35.434	35.644	-10.356	46.000
575.140	3.025	33.076	36.101	-9.899	46.000
674.080	2.713	33.517	36.230	-9.770	46.000
740.040	3.710	33.853	37.563	-8.437	46.000
901.060	5.878	34.437	40.315	-5.685	46.000
Vertical					
Peak Detector					
177.440	-1.248	32.438	31.190	-12.310	43.500
390.840	-0.768	32.991	32.223	-13.777	46.000
546.040	0.956	33.852	34.808	-11.192	46.000
604.240	2.199	33.046	35.246	-10.754	46.000
782.720	2.757	34.840	37.597	-8.403	46.000
934.040	2.986	34.395	37.381	-8.619	46.000

Note:

1. All Readings below 1GHz are Quasi-Peak, above 1GHz are performed with peak and/or average measurements as necessary.
2. Peak measurements: RBW = 1MHz, VBW = 3 MHz, Sweep: Auto.
3. Average measurements: RBW = 1MHz, VBW = 10 Hz, Sweep: Auto.
4. Measurement Level = Reading Level + Correct Factor.
5. Correct Factor = Antenna factor + Cable loss –Amplifier gain.
6. The average measurement was not performed when the peak measured data under the limit of average detection.
7. The emission levels of other frequencies are very lower than the limit and not show in test report.
8. No emission found between lowest internal used/generated frequency to 30MHz.

Product	:	Intel® Dual Band Wireless-AC 8265
Test Item	:	General Radiated Emission
Test Site	:	No.3 OATS
Test date	:	2016.09.13
Test Mode	:	Mode 1 SISO A: Transmit (802.11n-40BW 15Mbps) (5590MHz)

Frequency MHz	Correct Factor dB	Reading Level dBμV	Measurement Level dBμV/m	Margin dB	Limit dBμV/m
Horizontal					
Peak Detector					
258.920	-5.440	33.657	28.217	-17.783	46.000
404.420	0.889	32.035	32.924	-13.076	46.000
518.880	3.203	32.970	36.173	-9.827	46.000
573.200	2.691	33.062	35.752	-10.248	46.000
736.160	2.994	32.693	35.687	-10.313	46.000
883.600	6.601	32.970	39.571	-6.429	46.000
Vertical					
Peak Detector					
179.380	-0.824	32.293	31.469	-12.031	43.500
377.260	0.647	33.708	34.355	-11.645	46.000
608.120	2.175	33.096	35.271	-10.729	46.000
691.540	2.092	33.168	35.260	-10.740	46.000
806.000	3.686	33.694	37.380	-8.620	46.000
943.740	3.383	33.531	36.914	-9.086	46.000

Note:

1. All Readings below 1GHz are Quasi-Peak, above 1GHz are performed with peak and/or average measurements as necessary.
2. Peak measurements: RBW = 1MHz, VBW = 3 MHz, Sweep: Auto.
3. Average measurements: RBW = 1MHz, VBW = 10 Hz, Sweep: Auto.
4. Measurement Level = Reading Level + Correct Factor.
5. Correct Factor = Antenna factor + Cable loss –Amplifier gain.
6. The average measurement was not performed when the peak measured data under the limit of average detection.
7. The emission levels of other frequencies are very lower than the limit and not show in test report.
8. No emission found between lowest internal used/generated frequency to 30MHz.

Product	:	Intel® Dual Band Wireless-AC 8265
Test Item	:	General Radiated Emission
Test Site	:	No.3 OATS
Test date	:	2016.09.13
Test Mode	:	Mode 1 SISO A: Transmit (802.11n-40BW 15Mbps) (5755MHz)

Frequency MHz	Correct Factor dB	Reading Level dBμV	Measurement Level dBμV/m	Margin dB	Limit dBμV/m
Horizontal					
Peak Detector					
338.460	-3.380	33.056	29.675	-16.325	46.000
386.960	1.112	33.327	34.439	-11.561	46.000
470.380	3.550	32.207	35.757	-10.243	46.000
604.240	4.289	32.991	37.281	-8.719	46.000
759.440	5.140	34.119	39.259	-6.741	46.000
875.840	5.816	32.589	38.405	-7.595	46.000
Vertical					
Peak Detector					
177.440	-1.248	32.590	31.342	-12.158	43.500
381.140	0.816	33.208	34.024	-11.976	46.000
489.780	-2.262	33.174	30.912	-15.088	46.000
625.580	0.299	32.447	32.747	-13.253	46.000
687.660	2.292	32.882	35.174	-10.826	46.000
802.120	2.966	33.807	36.773	-9.227	46.000

Note:

1. All Readings below 1GHz are Quasi-Peak, above 1GHz are performed with peak and/or average measurements as necessary.
2. Peak measurements: RBW = 1MHz, VBW = 3 MHz, Sweep: Auto.
3. Average measurements: RBW = 1MHz, VBW = 10 Hz, Sweep: Auto.
4. Measurement Level = Reading Level + Correct Factor.
5. Correct Factor = Antenna factor + Cable loss –Amplifier gain.
6. The average measurement was not performed when the peak measured data under the limit of average detection.
7. The emission levels of other frequencies are very lower than the limit and not show in test report.
8. No emission found between lowest internal used/generated frequency to 30MHz.

Product	:	Intel® Dual Band Wireless-AC 8265
Test Item	:	General Radiated Emission
Test Site	:	No.3 OATS
Test date	:	2016.09.13
Test Mode	:	Mode 1 SISO A: Transmit (802.11ac-20BW-7.2Mbps) (5720MHz)

Frequency MHz	Correct Factor dB	Reading Level dBμV	Measurement Level dBμV/m	Margin dB	Limit dBμV/m
Horizontal					
Peak Detector					
125.060	-7.335	34.353	27.018	-16.482	43.500
400.540	0.942	32.559	33.501	-12.499	46.000
540.220	3.499	33.119	36.618	-9.382	46.000
615.880	2.813	33.243	36.056	-9.944	46.000
716.760	3.809	33.961	37.770	-8.230	46.000
881.660	6.789	31.552	38.341	-7.659	46.000
Vertical					
Peak Detector					
175.500	-1.842	33.563	31.721	-11.779	43.500
388.900	-0.726	33.583	32.857	-13.143	46.000
538.280	1.996	33.389	35.385	-10.615	46.000
685.720	2.254	32.590	34.844	-11.156	46.000
827.340	2.711	32.356	35.067	-10.933	46.000
953.440	3.015	34.231	37.246	-8.754	46.000

Note:

1. All Readings below 1GHz are Quasi-Peak, above 1GHz are performed with peak and/or average measurements as necessary.
2. Peak measurements: RBW = 1MHz, VBW = 3 MHz, Sweep: Auto.
3. Average measurements: RBW = 1MHz, VBW = 10 Hz, Sweep: Auto.
4. Measurement Level = Reading Level + Correct Factor.
5. Correct Factor = Antenna factor + Cable loss –Amplifier gain.
6. The average measurement was not performed when the peak measured data under the limit of average detection.
7. The emission levels of other frequencies are very lower than the limit and not show in test report.
8. No emission found between lowest internal used/generated frequency to 30MHz.

Product : Intel® Dual Band Wireless-AC 8265
Test Item : General Radiated Emission
Test Site : No.3 OATS
Test date : 2016.09.13
Test Mode : Mode 1 SISO A: Transmit (802.11ac-40BW-15Mbps) (5710MHz)

Frequency MHz	Correct Factor dB	Reading Level dBμV	Measurement Level dBμV/m	Margin dB	Limit dBμV/m
Horizontal					
Peak Detector					
144.460	-7.703	34.232	26.529	-16.971	43.500
385.020	1.209	33.934	35.143	-10.857	46.000
460.680	4.030	32.575	36.605	-9.395	46.000
520.820	3.198	33.160	36.357	-9.643	46.000
712.880	3.792	33.333	37.125	-8.875	46.000
887.480	6.623	32.912	39.535	-6.465	46.000
Vertical					
Peak Detector					
179.380	-0.824	32.277	31.453	-12.047	43.500
381.140	0.816	33.119	33.935	-12.065	46.000
538.280	1.996	33.333	35.329	-10.671	46.000
625.580	0.299	34.540	34.840	-11.160	46.000
794.360	2.657	34.486	37.143	-8.857	46.000
930.160	3.830	33.160	36.990	-9.010	46.000

Note:

1. All Readings below 1GHz are Quasi-Peak, above 1GHz are performed with peak and/or average measurements as necessary.
2. Peak measurements: RBW = 1MHz, VBW = 3 MHz, Sweep: Auto.
3. Average measurements: RBW = 1MHz, VBW = 10 Hz, Sweep: Auto.
4. Measurement Level = Reading Level + Correct Factor.
5. Correct Factor = Antenna factor + Cable loss –Amplifier gain.
6. The average measurement was not performed when the peak measured data under the limit of average detection.
7. The emission levels of other frequencies are very lower than the limit and not show in test report.
8. No emission found between lowest internal used/generated frequency to 30MHz.

Product	:	Intel® Dual Band Wireless-AC 8265
Test Item	:	General Radiated Emission
Test Site	:	No.3 OATS
Test date	:	2016.09.13
Test Mode	:	Mode 1 SISO A: Transmit (802.11ac-80BW-32.5Mbps) (5210MHz)

Frequency MHz	Correct Factor dB	Reading Level dBμV	Measurement Level dBμV/m	Margin dB	Limit dBμV/m
Horizontal					
Peak Detector					
371.440	0.860	33.462	34.322	-11.678	46.000
468.440	3.544	32.841	36.385	-9.615	46.000
586.780	3.246	33.027	36.273	-9.727	46.000
689.600	3.642	33.223	36.865	-9.135	46.000
780.780	5.259	32.012	37.271	-8.729	46.000
912.700	6.450	34.201	40.651	-5.349	46.000
Vertical					
Peak Detector					
177.440	-1.248	33.437	32.189	-11.311	43.500
379.200	0.881	33.799	34.680	-11.320	46.000
518.880	0.763	34.461	35.224	-10.776	46.000
604.240	2.199	33.061	35.261	-10.739	46.000
683.780	2.011	33.857	35.868	-10.132	46.000
806.000	3.686	34.218	37.904	-8.096	46.000

Note:

1. All Readings below 1GHz are Quasi-Peak, above 1GHz are performed with peak and/or average measurements as necessary.
2. Peak measurements: RBW = 1MHz, VBW = 3 MHz, Sweep: Auto.
3. Average measurements: RBW = 1MHz, VBW = 10 Hz, Sweep: Auto.
4. Measurement Level = Reading Level + Correct Factor.
5. Correct Factor = Antenna factor + Cable loss –Amplifier gain.
6. The average measurement was not performed when the peak measured data under the limit of average detection.
7. The emission levels of other frequencies are very lower than the limit and not show in test report.
8. No emission found between lowest internal used/generated frequency to 30MHz.

Product	:	Intel® Dual Band Wireless-AC 8265
Test Item	:	General Radiated Emission
Test Site	:	No.3 OATS
Test date	:	2016.09.13
Test Mode	:	Mode 1 SISO A: Transmit (802.11ac-80BW-32.5Mbps) (5290MHz)

Frequency MHz	Correct Factor dB	Reading Level dBμV	Measurement Level dBμV/m	Margin dB	Limit dBμV/m
Horizontal					
Peak Detector					
121.180	-7.289	32.876	25.587	-17.913	43.500
375.320	0.918	33.070	33.988	-12.012	46.000
468.440	3.544	32.347	35.891	-10.109	46.000
547.980	4.028	33.237	37.265	-8.735	46.000
732.280	3.527	34.706	38.233	-7.767	46.000
893.300	5.716	32.491	38.207	-7.793	46.000
Vertical					
Peak Detector					
177.440	-1.248	32.730	31.482	-12.018	43.500
375.320	0.388	32.169	32.557	-13.443	46.000
608.120	2.175	33.662	35.837	-10.163	46.000
691.540	2.092	33.168	35.260	-10.740	46.000
806.000	3.686	33.884	37.570	-8.430	46.000
937.920	3.110	34.360	37.470	-8.530	46.000

Note:

1. All Readings below 1GHz are Quasi-Peak, above 1GHz are performed with peak and/or average measurements as necessary.
2. Peak measurements: RBW = 1MHz, VBW = 3 MHz, Sweep: Auto.
3. Average measurements: RBW = 1MHz, VBW = 10 Hz, Sweep: Auto.
4. Measurement Level = Reading Level + Correct Factor.
5. Correct Factor = Antenna factor + Cable loss –Amplifier gain.
6. The average measurement was not performed when the peak measured data under the limit of average detection.
7. The emission levels of other frequencies are very lower than the limit and not show in test report.
8. No emission found between lowest internal used/generated frequency to 30MHz.

Product	:	Intel® Dual Band Wireless-AC 8265
Test Item	:	General Radiated Emission
Test Site	:	No.3 OATS
Test date	:	2016.09.13
Test Mode	:	Mode 1 SISO A: Transmit (802.11ac-80BW-32.5Mbps) (5530MHz)

Frequency MHz	Correct Factor dB	Reading Level dBμV	Measurement Level dBμV/m	Margin dB	Limit dBμV/m
Horizontal					
Peak Detector					
377.260	1.107	34.075	35.182	-10.818	46.000
460.680	4.030	31.884	35.914	-10.086	46.000
610.060	3.657	34.279	37.936	-8.064	46.000
677.960	2.830	34.188	37.018	-8.982	46.000
763.320	5.113	33.807	38.920	-7.080	46.000
889.420	6.654	32.553	39.207	-6.793	46.000
Vertical					
Peak Detector					
177.440	-1.248	33.381	32.133	-11.367	43.500
373.380	0.043	33.461	33.504	-12.496	46.000
516.940	0.380	34.606	34.986	-11.014	46.000
676.020	0.451	34.334	34.786	-11.214	46.000
800.180	2.637	33.339	35.976	-10.024	46.000
955.380	2.956	34.648	37.604	-8.396	46.000

Note:

1. All Readings below 1GHz are Quasi-Peak, above 1GHz are performed with peak and/or average measurements as necessary.
2. Peak measurements: RBW = 1MHz, VBW = 3 MHz, Sweep: Auto.
3. Average measurements: RBW = 1MHz, VBW = 10 Hz, Sweep: Auto.
4. Measurement Level = Reading Level + Correct Factor.
5. Correct Factor = Antenna factor + Cable loss –Amplifier gain.
6. The average measurement was not performed when the peak measured data under the limit of average detection.
7. The emission levels of other frequencies are very lower than the limit and not show in test report.
8. No emission found between lowest internal used/generated frequency to 30MHz.

Product	:	Intel® Dual Band Wireless-AC 8265
Test Item	:	General Radiated Emission
Test Site	:	No.3 OATS
Test date	:	2016.09.13
Test Mode	:	Mode 1 SISO A: Transmit (802.11ac-80BW-32.5Mbps) (5775MHz)

Frequency MHz	Correct Factor dB	Reading Level dBμV	Measurement Level dBμV/m	Margin dB	Limit dBμV/m
Horizontal					
Peak Detector					
307.420	-4.120	33.839	29.719	-16.281	46.000
371.440	0.860	33.134	33.994	-12.006	46.000
460.680	4.030	33.741	37.771	-8.229	46.000
546.040	4.386	32.825	37.211	-8.789	46.000
726.460	3.832	33.947	37.779	-8.221	46.000
866.140	6.240	32.796	39.036	-6.964	46.000
Vertical					
Peak Detector					
179.380	-0.824	32.856	32.032	-11.468	43.500
381.140	0.816	32.469	33.285	-12.715	46.000
538.280	1.996	33.589	35.585	-10.415	46.000
683.780	2.011	33.236	35.247	-10.753	46.000
807.940	3.361	32.891	36.252	-9.748	46.000
967.020	3.889	33.423	37.312	-16.688	54.000

Note:

1. All Readings below 1GHz are Quasi-Peak, above 1GHz are performed with peak and/or average measurements as necessary.
2. Peak measurements: RBW = 1MHz, VBW = 3 MHz, Sweep: Auto.
3. Average measurements: RBW = 1MHz, VBW = 10 Hz, Sweep: Auto.
4. Measurement Level = Reading Level + Correct Factor.
5. Correct Factor = Antenna factor + Cable loss –Amplifier gain.
6. The average measurement was not performed when the peak measured data under the limit of average detection.
7. The emission levels of other frequencies are very lower than the limit and not show in test report.
8. No emission found between lowest internal used/generated frequency to 30MHz.

Product	:	Intel® Dual Band Wireless-AC 8265
Test Item	:	General Radiated Emission
Test Site	:	No.3 OATS
Test date	:	2016.09.13
Test Mode	:	Mode 2 SISO B: Transmit (802.11a-6Mbps) (5200MHz)

Frequency MHz	Correct Factor dB	Reading Level dBμV	Measurement Level dBμV/m	Margin dB	Limit dBμV/m
Horizontal					
Peak Detector					
371.440	0.860	33.174	34.034	-11.966	46.000
460.680	4.030	33.169	37.199	-8.801	46.000
544.100	4.373	32.178	36.551	-9.449	46.000
606.180	4.196	32.651	36.847	-9.153	46.000
784.660	5.526	33.754	39.280	-6.720	46.000
897.180	5.487	32.805	38.292	-7.708	46.000
Vertical					
Peak Detector					
177.440	-1.248	33.223	31.975	-11.525	43.500
377.260	0.647	32.891	33.538	-12.462	46.000
615.880	1.473	33.556	35.029	-10.971	46.000
683.780	2.011	32.911	34.922	-11.078	46.000
778.840	2.580	33.781	36.361	-9.639	46.000
924.340	3.149	33.857	37.006	-8.994	46.000

Note:

1. All Readings below 1GHz are Quasi-Peak, above 1GHz are performed with peak and/or average measurements as necessary.
2. Peak measurements: RBW = 1MHz, VBW = 3 MHz, Sweep: Auto.
3. Average measurements: RBW = 1MHz, VBW = 10 Hz, Sweep: Auto.
4. Measurement Level = Reading Level + Correct Factor.
5. Correct Factor = Antenna factor + Cable loss –Amplifier gain.
6. The average measurement was not performed when the peak measured data under the limit of average detection.
7. The emission levels of other frequencies are very lower than the limit and not show in test report.
8. No emission found between lowest internal used/generated frequency to 30MHz.

Product	:	Intel® Dual Band Wireless-AC 8265
Test Item	:	General Radiated Emission
Test Site	:	No.3 OATS
Test date	:	2016.09.13
Test Mode	:	Mode 2 SISO B: Transmit (802.11a-6Mbps) (5300MHz)

Frequency MHz	Correct Factor dB	Reading Level dBμV	Measurement Level dBμV/m	Margin dB	Limit dBμV/m
Horizontal					
Peak Detector					
305.480	-3.836	33.780	29.944	-16.056	46.000
392.780	0.810	32.469	33.279	-12.721	46.000
470.380	3.550	33.610	37.160	-8.840	46.000
604.240	4.289	32.926	37.216	-8.784	46.000
726.460	3.832	33.026	36.858	-9.142	46.000
885.540	6.542	32.068	38.610	-7.390	46.000
Vertical					
Peak Detector					
181.320	-1.910	33.423	31.513	-11.987	43.500
381.140	0.816	34.088	34.904	-11.096	46.000
540.220	2.169	32.641	34.810	-11.190	46.000
604.240	2.199	34.100	36.300	-9.700	46.000
751.680	2.372	34.975	37.347	-8.653	46.000
920.460	3.272	33.780	37.052	-8.948	46.000

Note:

1. All Readings below 1GHz are Quasi-Peak, above 1GHz are performed with peak and/or average measurements as necessary.
2. Peak measurements: RBW = 1MHz, VBW = 3 MHz, Sweep: Auto.
3. Average measurements: RBW = 1MHz, VBW = 10 Hz, Sweep: Auto.
4. Measurement Level = Reading Level + Correct Factor.
5. Correct Factor = Antenna factor + Cable loss –Amplifier gain.
6. The average measurement was not performed when the peak measured data under the limit of average detection.
7. The emission levels of other frequencies are very lower than the limit and not show in test report.
8. No emission found between lowest internal used/generated frequency to 30MHz.

Product	:	Intel® Dual Band Wireless-AC 8265
Test Item	:	General Radiated Emission
Test Site	:	No.3 OATS
Test date	:	2016.09.13
Test Mode	:	Mode 2 SISO B: Transmit (802.11a-6Mbps) (5600MHz)

Frequency MHz	Correct Factor dB	Reading Level dBμV	Measurement Level dBμV/m	Margin dB	Limit dBμV/m
Horizontal					
Peak Detector					
264.740	-5.501	34.545	29.045	-16.955	46.000
386.960	1.112	33.231	34.343	-11.657	46.000
460.680	4.030	32.862	36.892	-9.108	46.000
604.240	4.289	32.738	37.028	-8.972	46.000
757.500	5.107	33.834	38.941	-7.059	46.000
885.540	6.542	33.011	39.553	-6.447	46.000
Vertical					
Peak Detector					
179.380	-0.824	32.130	31.306	-12.194	43.500
381.140	0.816	33.461	34.277	-11.723	46.000
493.660	-1.656	32.515	30.860	-15.140	46.000
641.100	-1.915	34.044	32.129	-13.871	46.000
807.940	3.361	34.856	38.217	-7.783	46.000
928.220	3.640	32.657	36.297	-9.703	46.000

Note:

1. All Readings below 1GHz are Quasi-Peak, above 1GHz are performed with peak and/or average measurements as necessary.
2. Peak measurements: RBW = 1MHz, VBW = 3 MHz, Sweep: Auto.
3. Average measurements: RBW = 1MHz, VBW = 10 Hz, Sweep: Auto.
4. Measurement Level = Reading Level + Correct Factor.
5. Correct Factor = Antenna factor + Cable loss –Amplifier gain.
6. The average measurement was not performed when the peak measured data under the limit of average detection.
7. The emission levels of other frequencies are very lower than the limit and not show in test report.
8. No emission found between lowest internal used/generated frequency to 30MHz.

Product	:	Intel® Dual Band Wireless-AC 8265
Test Item	:	General Radiated Emission
Test Site	:	No.3 OATS
Test date	:	2016.09.13
Test Mode	:	Mode 2 SISO B: Transmit (802.11a-6Mbps) (5785MHz)

Frequency MHz	Correct Factor dB	Reading Level dBμV	Measurement Level dBμV/m	Margin dB	Limit dBμV/m
Horizontal					
Peak Detector					
303.540	-4.068	33.570	29.502	-16.498	46.000
385.020	1.209	33.489	34.698	-11.302	46.000
460.680	4.030	31.586	35.616	-10.384	46.000
592.600	3.437	32.754	36.191	-9.809	46.000
767.200	5.099	33.648	38.748	-7.252	46.000
943.740	6.843	32.438	39.281	-6.719	46.000
Vertical					
Peak Detector					
177.440	-1.248	32.425	31.177	-12.323	43.500
385.020	-0.441	33.456	33.015	-12.985	46.000
503.360	-0.086	33.328	33.242	-12.758	46.000
679.900	1.223	32.651	33.874	-12.126	46.000
804.060	3.371	33.090	36.461	-9.539	46.000
930.160	3.830	33.748	37.578	-8.422	46.000

Note:

1. All Readings below 1GHz are Quasi-Peak, above 1GHz are performed with peak and/or average measurements as necessary.
2. Peak measurements: RBW = 1MHz, VBW = 3 MHz, Sweep: Auto.
3. Average measurements: RBW = 1MHz, VBW = 10 Hz, Sweep: Auto.
4. Measurement Level = Reading Level + Correct Factor.
5. Correct Factor = Antenna factor + Cable loss –Amplifier gain.
6. The average measurement was not performed when the peak measured data under the limit of average detection.
7. The emission levels of other frequencies are very lower than the limit and not show in test report.
8. No emission found between lowest internal used/generated frequency to 30MHz.

Product	:	Intel® Dual Band Wireless-AC 8265
Test Item	:	General Radiated Emission
Test Site	:	No.3 OATS
Test date	:	2016.09.13
Test Mode	:	Mode 2 SISO B: Transmit (802.11n-20BW 7.2Mbps) (5200MHz)

Frequency MHz	Correct Factor dB	Reading Level dBμV	Measurement Level dBμV/m	Margin dB	Limit dBμV/m
Horizontal					
Peak Detector					
385.020	1.209	32.068	33.277	-12.723	46.000
443.220	-0.031	33.299	33.268	-12.732	46.000
569.320	2.004	32.239	34.243	-11.757	46.000
714.820	3.801	34.080	37.881	-8.119	46.000
786.600	5.824	31.873	37.698	-8.302	46.000
875.840	5.816	32.861	38.677	-7.323	46.000
Vertical					
Peak Detector					
179.380	-0.824	33.194	32.370	-11.130	43.500
381.140	0.816	32.870	33.686	-12.314	46.000
534.400	1.272	34.359	35.631	-10.369	46.000
674.080	0.003	34.201	34.204	-11.796	46.000
807.940	3.361	35.418	38.779	-7.221	46.000
928.220	3.640	34.903	38.543	-7.457	46.000

Note:

1. All Readings below 1GHz are Quasi-Peak, above 1GHz are performed with peak and/or average measurements as necessary.
2. Peak measurements: RBW = 1MHz, VBW = 3 MHz, Sweep: Auto.
3. Average measurements: RBW = 1MHz, VBW = 10 Hz, Sweep: Auto.
4. Measurement Level = Reading Level + Correct Factor.
5. Correct Factor = Antenna factor + Cable loss –Amplifier gain.
6. The average measurement was not performed when the peak measured data under the limit of average detection.
7. The emission levels of other frequencies are very lower than the limit and not show in test report.
8. No emission found between lowest internal used/generated frequency to 30MHz.

Product	:	Intel® Dual Band Wireless-AC 8265
Test Item	:	General Radiated Emission
Test Site	:	No.3 OATS
Test date	:	2016.09.13
Test Mode	:	Mode 2 SISO B: Transmit (802.11n-20BW 7.2Mbps) (5300MHz)

Frequency MHz	Correct Factor dB	Reading Level dBμV	Measurement Level dBμV/m	Margin dB	Limit dBμV/m
Horizontal					
Peak Detector					
379.200	1.301	34.479	35.780	-10.220	46.000
458.740	3.298	33.389	36.687	-9.313	46.000
600.360	3.472	35.162	38.634	-7.366	46.000
710.940	3.784	34.106	37.889	-8.111	46.000
804.060	6.271	34.384	40.655	-5.345	46.000
877.780	6.207	32.378	38.585	-7.415	46.000
Vertical					
Peak Detector					
179.380	-0.824	32.363	31.539	-11.961	43.500
363.680	0.079	33.442	33.521	-12.479	46.000
520.820	1.078	33.183	34.260	-11.740	46.000
691.540	2.092	33.006	35.098	-10.902	46.000
840.920	2.284	35.758	38.042	-7.958	46.000
924.340	3.149	35.050	38.199	-7.801	46.000

Note:

1. All Readings below 1GHz are Quasi-Peak, above 1GHz are performed with peak and/or average measurements as necessary.
2. Peak measurements: RBW = 1MHz, VBW = 3 MHz, Sweep: Auto.
3. Average measurements: RBW = 1MHz, VBW = 10 Hz, Sweep: Auto.
4. Measurement Level = Reading Level + Correct Factor.
5. Correct Factor = Antenna factor + Cable loss –Amplifier gain.
6. The average measurement was not performed when the peak measured data under the limit of average detection.
7. The emission levels of other frequencies are very lower than the limit and not show in test report.
8. No emission found between lowest internal used/generated frequency to 30MHz.

Product	:	Intel® Dual Band Wireless-AC 8265
Test Item	:	General Radiated Emission
Test Site	:	No.3 OATS
Test date	:	2016.09.13
Test Mode	:	Mode 2 SISO B: Transmit (802.11n-20BW 7.2Mbps) (5600MHz)

Frequency MHz	Correct Factor dB	Reading Level dBμV	Measurement Level dBμV/m	Margin dB	Limit dBμV/m
Horizontal					
Peak Detector					
381.140	1.386	32.678	34.064	-11.936	46.000
460.680	4.030	32.454	36.484	-9.516	46.000
615.880	2.813	32.672	35.485	-10.515	46.000
697.360	3.231	33.775	37.006	-8.994	46.000
769.140	5.118	33.748	38.866	-7.134	46.000
922.400	6.670	32.123	38.793	-7.207	46.000
Vertical					
Peak Detector					
177.440	-1.248	33.866	32.618	-10.882	43.500
381.140	0.816	34.057	34.873	-11.127	46.000
534.400	1.272	34.049	35.321	-10.679	46.000
685.720	2.254	34.706	36.960	-9.040	46.000
782.720	2.757	34.408	37.165	-8.835	46.000
930.160	3.830	34.347	38.177	-7.823	46.000

Note:

1. All Readings below 1GHz are Quasi-Peak, above 1GHz are performed with peak and/or average measurements as necessary.
2. Peak measurements: RBW = 1MHz, VBW = 3 MHz, Sweep: Auto.
3. Average measurements: RBW = 1MHz, VBW = 10 Hz, Sweep: Auto.
4. Measurement Level = Reading Level + Correct Factor.
5. Correct Factor = Antenna factor + Cable loss –Amplifier gain.
6. The average measurement was not performed when the peak measured data under the limit of average detection.
7. The emission levels of other frequencies are very lower than the limit and not show in test report.
8. No emission found between lowest internal used/generated frequency to 30MHz.

Product	:	Intel® Dual Band Wireless-AC 8265
Test Item	:	General Radiated Emission
Test Site	:	No.3 OATS
Test date	:	2016.09.13
Test Mode	:	Mode 2 SISO B: Transmit (802.11n-20BW 7.2Mbps) (5785MHz)

Frequency MHz	Correct Factor dB	Reading Level dBμV	Measurement Level dBμV/m	Margin dB	Limit dBμV/m
Horizontal					
Peak Detector					
260.860	-5.460	33.852	28.392	-17.608	46.000
388.900	1.034	33.871	34.905	-11.095	46.000
460.680	4.030	32.544	36.574	-9.426	46.000
598.420	3.524	33.005	36.529	-9.471	46.000
759.440	5.140	33.833	38.973	-7.027	46.000
893.300	5.716	31.827	37.543	-8.457	46.000
Vertical					
Peak Detector					
179.380	-0.824	32.463	31.639	-11.861	43.500
381.140	0.816	31.940	32.756	-13.244	46.000
613.940	1.782	33.656	35.438	-10.562	46.000
683.780	2.011	32.744	34.755	-11.245	46.000
798.240	2.629	33.748	36.376	-9.624	46.000
922.400	3.200	34.262	37.462	-8.538	46.000

Note:

1. All Readings below 1GHz are Quasi-Peak, above 1GHz are performed with peak and/or average measurements as necessary.
2. Peak measurements: RBW = 1MHz, VBW = 3 MHz, Sweep: Auto.
3. Average measurements: RBW = 1MHz, VBW = 10 Hz, Sweep: Auto.
4. Measurement Level = Reading Level + Correct Factor.
5. Correct Factor = Antenna factor + Cable loss –Amplifier gain.
6. The average measurement was not performed when the peak measured data under the limit of average detection.
7. The emission levels of other frequencies are very lower than the limit and not show in test report.
8. No emission found between lowest internal used/generated frequency to 30MHz.

Product	:	Intel® Dual Band Wireless-AC 8265
Test Item	:	General Radiated Emission
Test Site	:	No.3 OATS
Test date	:	2016.09.13
Test Mode	:	Mode 2 SISO B: Transmit (802.11n-40BW 15Mbps) (5190MHz)

Frequency MHz	Correct Factor dB	Reading Level dBμV	Measurement Level dBμV/m	Margin dB	Limit dBμV/m
Horizontal					
Peak Detector					
303.540	-4.068	32.754	28.686	-17.314	46.000
377.260	1.107	33.456	34.563	-11.437	46.000
468.440	3.544	33.564	37.108	-8.892	46.000
584.840	3.251	33.470	36.721	-9.279	46.000
757.500	5.107	33.314	38.421	-7.579	46.000
868.080	6.021	32.385	38.406	-7.594	46.000
Vertical					
Peak Detector					
179.380	-0.824	32.805	31.981	-11.519	43.500
365.620	0.282	32.663	32.945	-13.055	46.000
524.700	1.130	33.242	34.372	-11.628	46.000
604.240	2.199	32.795	34.995	-11.005	46.000
842.860	2.378	34.474	36.852	-9.148	46.000
967.020	3.889	33.125	37.014	-16.986	54.000

Note:

1. All Readings below 1GHz are Quasi-Peak, above 1GHz are performed with peak and/or average measurements as necessary.
2. Peak measurements: RBW = 1MHz, VBW = 3 MHz, Sweep: Auto.
3. Average measurements: RBW = 1MHz, VBW = 10 Hz, Sweep: Auto.
4. Measurement Level = Reading Level + Correct Factor.
5. Correct Factor = Antenna factor + Cable loss –Amplifier gain.
6. The average measurement was not performed when the peak measured data under the limit of average detection.
7. The emission levels of other frequencies are very lower than the limit and not show in test report.
8. No emission found between lowest internal used/generated frequency to 30MHz.

Product	:	Intel® Dual Band Wireless-AC 8265
Test Item	:	General Radiated Emission
Test Site	:	No.3 OATS
Test date	:	2016.09.13
Test Mode	:	Mode 2 SISO B: Transmit (802.11n-40BW 15Mbps) (5270MHz)

Frequency MHz	Correct Factor dB	Reading Level dBμV	Measurement Level dBμV/m	Margin dB	Limit dBμV/m
Horizontal					
Peak Detector					
109.540	-7.537	34.013	26.475	-17.025	43.500
363.680	0.189	33.638	33.827	-12.173	46.000
472.320	2.932	33.721	36.653	-9.347	46.000
610.060	3.657	33.139	36.796	-9.204	46.000
736.160	2.994	33.675	36.669	-9.331	46.000
895.240	5.317	31.867	37.184	-8.816	46.000
Vertical					
Peak Detector					
181.320	-1.910	32.998	31.088	-12.412	43.500
379.200	0.881	31.956	32.837	-13.163	46.000
532.460	1.209	34.088	35.297	-10.703	46.000
687.660	2.292	32.882	35.174	-10.826	46.000
784.660	2.736	35.627	38.363	-7.637	46.000
951.500	3.083	33.735	36.818	-9.182	46.000

Note:

1. All Readings below 1GHz are Quasi-Peak, above 1GHz are performed with peak and/or average measurements as necessary.
2. Peak measurements: RBW = 1MHz, VBW = 3 MHz, Sweep: Auto.
3. Average measurements: RBW = 1MHz, VBW = 10 Hz, Sweep: Auto.
4. Measurement Level = Reading Level + Correct Factor.
5. Correct Factor = Antenna factor + Cable loss –Amplifier gain.
6. The average measurement was not performed when the peak measured data under the limit of average detection.
7. The emission levels of other frequencies are very lower than the limit and not show in test report.
8. No emission found between lowest internal used/generated frequency to 30MHz.

Product	:	Intel® Dual Band Wireless-AC 8265
Test Item	:	General Radiated Emission
Test Site	:	No.3 OATS
Test date	:	2016.09.13
Test Mode	:	Mode 2 SISO B: Transmit (802.11n-40BW 15Mbps) (5590MHz)

Frequency MHz	Correct Factor dB	Reading Level dBμV	Measurement Level dBμV/m	Margin dB	Limit dBμV/m
Horizontal					
Peak Detector					
128.940	-7.390	32.982	25.592	-17.908	43.500
381.140	1.386	33.400	34.786	-11.214	46.000
530.520	3.062	32.856	35.918	-10.082	46.000
687.660	3.302	33.367	36.669	-9.331	46.000
806.000	6.206	31.323	37.529	-8.471	46.000
875.840	5.816	31.373	37.189	-8.811	46.000
Vertical					
Peak Detector					
177.440	-1.248	33.082	31.834	-11.666	43.500
375.320	0.388	34.450	34.838	-11.162	46.000
612.000	1.943	34.816	36.758	-9.242	46.000
691.540	2.092	33.643	35.735	-10.265	46.000
804.060	3.371	33.910	37.281	-8.719	46.000
968.960	3.936	33.934	37.870	-16.130	54.000

Note:

1. All Readings below 1GHz are Quasi-Peak, above 1GHz are performed with peak and/or average measurements as necessary.
2. Peak measurements: RBW = 1MHz, VBW = 3 MHz, Sweep: Auto.
3. Average measurements: RBW = 1MHz, VBW = 10 Hz, Sweep: Auto.
4. Measurement Level = Reading Level + Correct Factor.
5. Correct Factor = Antenna factor + Cable loss –Amplifier gain.
6. The average measurement was not performed when the peak measured data under the limit of average detection.
7. The emission levels of other frequencies are very lower than the limit and not show in test report.
8. No emission found between lowest internal used/generated frequency to 30MHz.

Product : Intel® Dual Band Wireless-AC 8265
Test Item : General Radiated Emission
Test Site : No.3 OATS
Test date : 2016.09.13
Test Mode : Mode 2 SISO B: Transmit (802.11n-40BW 15Mbps) (5755MHz)

Frequency MHz	Correct Factor dB	Reading Level dBμV	Measurement Level dBμV/m	Margin dB	Limit dBμV/m
Horizontal					
Peak Detector					
119.240	-7.291	34.872	27.582	-15.918	43.500
297.720	-4.756	33.734	28.978	-17.022	46.000
408.300	0.235	34.545	34.780	-11.220	46.000
544.100	4.373	32.059	36.432	-9.568	46.000
687.660	3.302	32.178	35.480	-10.520	46.000
833.160	6.616	32.097	38.713	-7.287	46.000
Vertical					
Peak Detector					
179.380	-0.824	32.357	31.533	-11.967	43.500
379.200	0.881	32.626	33.507	-12.493	46.000
542.160	1.855	32.559	34.414	-11.586	46.000
685.720	2.254	32.438	34.692	-11.308	46.000
823.460	3.081	32.506	35.587	-10.413	46.000
965.080	3.832	33.630	37.462	-16.538	54.000

Note:

1. All Readings below 1GHz are Quasi-Peak, above 1GHz are performed with peak and/or average measurements as necessary.
2. Peak measurements: RBW = 1MHz, VBW = 3 MHz, Sweep: Auto.
3. Average measurements: RBW = 1MHz, VBW = 10 Hz, Sweep: Auto.
4. Measurement Level = Reading Level + Correct Factor.
5. Correct Factor = Antenna factor + Cable loss –Amplifier gain.
6. The average measurement was not performed when the peak measured data under the limit of average detection.
7. The emission levels of other frequencies are very lower than the limit and not show in test report.
8. No emission found between lowest internal used/generated frequency to 30MHz.

Product	:	Intel® Dual Band Wireless-AC 8265
Test Item	:	General Radiated Emission
Test Site	:	No.3 OATS
Test date	:	2016.09.13
Test Mode	:	Mode 2 SISO B: Transmit (802.11ac-20BW-7.2Mbps) (5720MHz)

Frequency MHz	Correct Factor dB	Reading Level dBμV	Measurement Level dBμV/m	Margin dB	Limit dBμV/m
Horizontal					
Peak Detector					
107.600	-7.597	33.495	25.898	-17.602	43.500
367.560	0.592	32.315	32.906	-13.094	46.000
460.680	4.030	32.559	36.589	-9.411	46.000
551.860	3.390	33.924	37.314	-8.686	46.000
743.920	3.898	34.231	38.129	-7.871	46.000
871.960	5.753	31.366	37.119	-8.881	46.000
Vertical					
Peak Detector					
179.380	-0.824	31.527	30.703	-12.797	43.500
381.140	0.816	33.550	34.366	-11.634	46.000
540.220	2.169	33.352	35.521	-10.479	46.000
606.180	2.246	32.715	34.961	-11.039	46.000
811.820	2.851	34.175	37.026	-8.974	46.000
939.860	3.400	33.160	36.560	-9.440	46.000

Note:

1. All Readings below 1GHz are Quasi-Peak, above 1GHz are performed with peak and/or average measurements as necessary.
2. Peak measurements: RBW = 1MHz, VBW = 3 MHz, Sweep: Auto.
3. Average measurements: RBW = 1MHz, VBW = 10 Hz, Sweep: Auto.
4. Measurement Level = Reading Level + Correct Factor.
5. Correct Factor = Antenna factor + Cable loss –Amplifier gain.
6. The average measurement was not performed when the peak measured data under the limit of average detection.
7. The emission levels of other frequencies are very lower than the limit and not show in test report.
8. No emission found between lowest internal used/generated frequency to 30MHz.

Product	:	Intel® Dual Band Wireless-AC 8265
Test Item	:	General Radiated Emission
Test Site	:	No.3 OATS
Test date	:	2016.09.13
Test Mode	:	Mode 2 SISO B: Transmit (802.11ac-40BW-15Mbps) (5710MHz)

Frequency MHz	Correct Factor dB	Reading Level dBμV	Measurement Level dBμV/m	Margin dB	Limit dBμV/m
Horizontal					
Peak Detector					
266.680	-5.510	34.114	28.604	-17.396	46.000
383.080	1.305	33.082	34.387	-11.613	46.000
435.460	0.874	34.983	35.857	-10.143	46.000
596.480	3.587	33.154	36.741	-9.259	46.000
726.460	3.832	34.088	37.920	-8.080	46.000
871.960	5.753	31.644	37.397	-8.603	46.000
Vertical					
Peak Detector					
177.440	-1.248	32.378	31.130	-12.370	43.500
365.620	0.282	32.932	33.214	-12.786	46.000
540.220	2.169	33.104	35.273	-10.727	46.000
608.120	2.175	33.826	36.001	-9.999	46.000
763.320	1.913	34.394	36.307	-9.693	46.000
947.620	3.231	35.354	38.585	-7.415	46.000

Note:

1. All Readings below 1GHz are Quasi-Peak, above 1GHz are performed with peak and/or average measurements as necessary.
2. Peak measurements: RBW = 1MHz, VBW = 3 MHz, Sweep: Auto.
3. Average measurements: RBW = 1MHz, VBW = 10 Hz, Sweep: Auto.
4. Measurement Level = Reading Level + Correct Factor.
5. Correct Factor = Antenna factor + Cable loss –Amplifier gain.
6. The average measurement was not performed when the peak measured data under the limit of average detection.
7. The emission levels of other frequencies are very lower than the limit and not show in test report.
8. No emission found between lowest internal used/generated frequency to 30MHz.

Product	:	Intel® Dual Band Wireless-AC 8265
Test Item	:	General Radiated Emission
Test Site	:	No.3 OATS
Test date	:	2016.09.13
Test Mode	:	Mode 2 SISO B: Transmit (802.11ac-80BW-32.5Mbps) (5210MHz)

Frequency MHz	Correct Factor dB	Reading Level dBμV	Measurement Level dBμV/m	Margin dB	Limit dBμV/m
Horizontal					
Peak Detector					
132.820	-7.442	33.616	26.174	-17.326	43.500
377.260	1.107	33.509	34.616	-11.384	46.000
460.680	4.030	32.596	36.626	-9.374	46.000
604.240	4.289	32.409	36.699	-9.301	46.000
687.660	3.302	33.400	36.702	-9.298	46.000
866.140	6.240	31.900	38.140	-7.860	46.000
Vertical					
Peak Detector					
134.760	-4.093	35.467	31.374	-12.126	43.500
379.200	0.881	32.657	33.538	-12.462	46.000
532.460	1.209	33.134	34.343	-11.657	46.000
683.780	2.011	33.878	35.889	-10.111	46.000
806.000	3.686	33.470	37.156	-8.844	46.000
937.920	3.110	33.400	36.510	-9.490	46.000

Note:

1. All Readings below 1GHz are Quasi-Peak, above 1GHz are performed with peak and/or average measurements as necessary.
2. Peak measurements: RBW = 1MHz, VBW = 3 MHz, Sweep: Auto.
3. Average measurements: RBW = 1MHz, VBW = 10 Hz, Sweep: Auto.
4. Measurement Level = Reading Level + Correct Factor.
5. Correct Factor = Antenna factor + Cable loss –Amplifier gain.
6. The average measurement was not performed when the peak measured data under the limit of average detection.
7. The emission levels of other frequencies are very lower than the limit and not show in test report.
8. No emission found between lowest internal used/generated frequency to 30MHz.

Product	:	Intel® Dual Band Wireless-AC 8265
Test Item	:	General Radiated Emission
Test Site	:	No.3 OATS
Test date	:	2016.09.13
Test Mode	:	Mode 2 SISO B: Transmit (802.11ac-80BW-32.5Mbps) (5290MHz)

Frequency MHz	Correct Factor dB	Reading Level dBμV	Measurement Level dBμV/m	Margin dB	Limit dBμV/m
Horizontal					
Peak Detector					
140.580	-7.561	33.367	25.806	-17.694	43.500
392.780	0.810	33.381	34.191	-11.809	46.000
497.540	1.697	34.249	35.946	-10.054	46.000
633.340	1.530	32.650	34.180	-11.820	46.000
699.300	2.956	31.827	34.783	-11.217	46.000
870.020	5.802	31.970	37.772	-8.228	46.000
Vertical					
Peak Detector					
175.500	-1.842	33.833	31.991	-11.509	43.500
377.260	0.647	33.231	33.878	-12.122	46.000
520.820	1.078	33.257	34.334	-11.666	46.000
689.600	2.302	33.160	35.462	-10.538	46.000
840.920	2.284	33.183	35.467	-10.533	46.000
967.020	3.889	34.044	37.933	-16.067	54.000

Note:

1. All Readings below 1GHz are Quasi-Peak, above 1GHz are performed with peak and/or average measurements as necessary.
2. Peak measurements: RBW = 1MHz, VBW = 3 MHz, Sweep: Auto.
3. Average measurements: RBW = 1MHz, VBW = 10 Hz, Sweep: Auto.
4. Measurement Level = Reading Level + Correct Factor.
5. Correct Factor = Antenna factor + Cable loss –Amplifier gain.
6. The average measurement was not performed when the peak measured data under the limit of average detection.
7. The emission levels of other frequencies are very lower than the limit and not show in test report.
8. No emission found between lowest internal used/generated frequency to 30MHz.

Product	:	Intel® Dual Band Wireless-AC 8265
Test Item	:	General Radiated Emission
Test Site	:	No.3 OATS
Test date	:	2016.09.13
Test Mode	:	Mode 2 SISO B: Transmit (802.11ac-80BW-32.5Mbps) (5530MHz)

Frequency MHz	Correct Factor dB	Reading Level dBμV	Measurement Level dBμV/m	Margin dB	Limit dBμV/m
Horizontal					
Peak Detector					
309.360	-4.463	33.987	29.524	-16.476	46.000
383.080	1.305	33.026	34.331	-11.669	46.000
485.900	1.316	32.678	33.994	-12.006	46.000
604.240	4.289	33.327	37.617	-8.383	46.000
728.400	3.841	34.759	38.599	-7.401	46.000
906.880	6.149	31.963	38.112	-7.888	46.000
Vertical					
Peak Detector					
177.440	-1.248	32.590	31.342	-12.158	43.500
379.200	0.881	32.693	33.574	-12.426	46.000
540.220	2.169	32.882	35.051	-10.949	46.000
693.480	1.748	34.224	35.972	-10.028	46.000
833.160	1.716	34.080	35.796	-10.204	46.000
932.100	3.430	33.257	36.687	-9.313	46.000

Note:

1. All Readings below 1GHz are Quasi-Peak, above 1GHz are performed with peak and/or average measurements as necessary.
2. Peak measurements: RBW = 1MHz, VBW = 3 MHz, Sweep: Auto.
3. Average measurements: RBW = 1MHz, VBW = 10 Hz, Sweep: Auto.
4. Measurement Level = Reading Level + Correct Factor.
5. Correct Factor = Antenna factor + Cable loss –Amplifier gain.
6. The average measurement was not performed when the peak measured data under the limit of average detection.
7. The emission levels of other frequencies are very lower than the limit and not show in test report.
8. No emission found between lowest internal used/generated frequency to 30MHz.

Product	:	Intel® Dual Band Wireless-AC 8265
Test Item	:	General Radiated Emission
Test Site	:	No.3 OATS
Test date	:	2016.09.13
Test Mode	:	Mode 2 SISO B: Transmit (802.11ac-80BW-32.5Mbps) (5775MHz)

Frequency MHz	Correct Factor dB	Reading Level dBμV	Measurement Level dBμV/m	Margin dB	Limit dBμV/m
Horizontal					
Peak Detector					
136.700	-7.491	33.740	26.249	-17.251	43.500
377.260	1.107	32.826	33.933	-12.067	46.000
470.380	3.550	33.082	36.632	-9.368	46.000
577.080	3.221	33.279	36.500	-9.500	46.000
738.100	3.332	32.703	36.035	-9.965	46.000
897.180	5.487	31.086	36.573	-9.427	46.000
Vertical					
Peak Detector					
179.380	-0.824	32.331	31.507	-11.993	43.500
381.140	0.816	32.766	33.582	-12.418	46.000
608.120	2.175	33.536	35.711	-10.289	46.000
689.600	2.302	33.630	35.932	-10.068	46.000
794.360	2.657	35.472	38.129	-7.871	46.000
967.020	3.889	33.285	37.174	-16.826	54.000

Note:

1. All Readings below 1GHz are Quasi-Peak, above 1GHz are performed with peak and/or average measurements as necessary.
2. Peak measurements: RBW = 1MHz, VBW = 3 MHz, Sweep: Auto.
3. Average measurements: RBW = 1MHz, VBW = 10 Hz, Sweep: Auto.
4. Measurement Level = Reading Level + Correct Factor.
5. Correct Factor = Antenna factor + Cable loss –Amplifier gain.
6. The average measurement was not performed when the peak measured data under the limit of average detection.
7. The emission levels of other frequencies are very lower than the limit and not show in test report.
8. No emission found between lowest internal used/generated frequency to 30MHz.

Product	:	Intel® Dual Band Wireless-AC 8265
Test Item	:	General Radiated Emission
Test Site	:	No.3 OATS
Test date	:	2016.09.13
Test Mode	:	Mode 3 MIMO: Transmit (802.11n-20BW 14.4Mbps) (5200MHz)

Frequency MHz	Correct Factor dB	Reading Level dBμV	Measurement Level dBμV/m	Margin dB	Limit dBμV/m
Horizontal					
Peak Detector					
140.580	-7.561	33.495	25.934	-17.566	43.500
258.920	-5.440	33.695	28.255	-17.745	46.000
419.940	-0.254	34.641	34.387	-11.613	46.000
584.840	3.251	32.941	36.192	-9.808	46.000
738.100	3.332	31.891	35.223	-10.777	46.000
899.120	5.717	31.444	37.161	-8.839	46.000
Vertical					
Peak Detector					
179.380	-0.824	31.579	30.755	-12.745	43.500
388.900	-0.726	33.657	32.931	-13.069	46.000
536.340	1.609	32.340	33.949	-12.051	46.000
685.720	2.254	33.174	35.428	-10.572	46.000
806.000	3.686	33.208	36.894	-9.106	46.000
935.980	2.820	34.611	37.431	-8.569	46.000

Note:

1. All Readings below 1GHz are Quasi-Peak, above 1GHz are performed with peak and/or average measurements as necessary.
2. Peak measurements: RBW = 1MHz, VBW = 3 MHz, Sweep: Auto.
3. Average measurements: RBW = 1MHz, VBW = 10 Hz, Sweep: Auto.
4. Measurement Level = Reading Level + Correct Factor.
5. Correct Factor = Antenna factor + Cable loss –Amplifier gain.
6. The average measurement was not performed when the peak measured data under the limit of average detection.
7. The emission levels of other frequencies are very lower than the limit and not show in test report.
8. No emission found between lowest internal used/generated frequency to 30MHz.

Product	:	Intel® Dual Band Wireless-AC 8265
Test Item	:	General Radiated Emission
Test Site	:	No.3 OATS
Test date	:	2016.09.13
Test Mode	:	Mode 3 MIMO: Transmit (802.11n-20BW 14.4Mbps) (5300MHz)

Frequency MHz	Correct Factor dB	Reading Level dBμV	Measurement Level dBμV/m	Margin dB	Limit dBμV/m
Horizontal					
Peak Detector					
262.800	-5.484	32.372	26.888	-19.112	46.000
385.020	1.209	33.448	34.657	-11.343	46.000
476.200	1.988	34.145	36.133	-9.867	46.000
598.420	3.524	33.375	36.899	-9.101	46.000
751.680	4.332	33.596	37.928	-8.072	46.000
901.060	5.878	31.874	37.752	-8.248	46.000
Vertical					
Peak Detector					
177.440	-1.248	31.963	30.715	-12.785	43.500
379.200	0.881	32.947	33.828	-12.172	46.000
524.700	1.130	33.825	34.955	-11.045	46.000
685.720	2.254	32.522	34.776	-11.224	46.000
809.880	3.026	32.315	35.341	-10.659	46.000
928.220	3.640	34.224	37.864	-8.136	46.000

Note:

1. All Readings below 1GHz are Quasi-Peak, above 1GHz are performed with peak and/or average measurements as necessary.
2. Peak measurements: RBW = 1MHz, VBW = 3 MHz, Sweep: Auto.
3. Average measurements: RBW = 1MHz, VBW = 10 Hz, Sweep: Auto.
4. Measurement Level = Reading Level + Correct Factor.
5. Correct Factor = Antenna factor + Cable loss –Amplifier gain.
6. The average measurement was not performed when the peak measured data under the limit of average detection.
7. The emission levels of other frequencies are very lower than the limit and not show in test report.
8. No emission found between lowest internal used/generated frequency to 30MHz.

Product	:	Intel® Dual Band Wireless-AC 8265
Test Item	:	General Radiated Emission
Test Site	:	No.3 OATS
Test date	:	2016.09.13
Test Mode	:	Mode 3 MIMO: Transmit (802.11n-20BW 14.4Mbps) (5600MHz)

Frequency MHz	Correct Factor dB	Reading Level dBμV	Measurement Level dBμV/m	Margin dB	Limit dBμV/m
Horizontal					
Peak Detector					
307.420	-4.120	34.274	30.154	-15.846	46.000
388.900	1.034	33.096	34.130	-11.870	46.000
462.620	3.589	32.754	36.343	-9.657	46.000
604.240	4.289	33.327	37.617	-8.383	46.000
732.280	3.527	32.537	36.064	-9.936	46.000
897.180	5.487	31.366	36.853	-9.147	46.000
Vertical					
Peak Detector					
181.320	-1.910	33.105	31.195	-12.305	43.500
381.140	0.816	32.484	33.300	-12.700	46.000
538.280	1.996	32.559	34.555	-11.445	46.000
600.360	1.302	33.222	34.524	-11.476	46.000
687.660	2.292	33.786	36.078	-9.922	46.000
899.120	1.647	35.595	37.242	-8.758	46.000

Note:

1. All Readings below 1GHz are Quasi-Peak, above 1GHz are performed with peak and/or average measurements as necessary.
2. Peak measurements: RBW = 1MHz, VBW = 3 MHz, Sweep: Auto.
3. Average measurements: RBW = 1MHz, VBW = 10 Hz, Sweep: Auto.
4. Measurement Level = Reading Level + Correct Factor.
5. Correct Factor = Antenna factor + Cable loss –Amplifier gain.
6. The average measurement was not performed when the peak measured data under the limit of average detection.
7. The emission levels of other frequencies are very lower than the limit and not show in test report.
8. No emission found between lowest internal used/generated frequency to 30MHz.

Product	:	Intel® Dual Band Wireless-AC 8265
Test Item	:	General Radiated Emission
Test Site	:	No.3 OATS
Test date	:	2016.09.13
Test Mode	:	Mode 3 MIMO: Transmit (802.11n-20BW 14.4Mbps) (5785MHz)

Frequency MHz	Correct Factor dB	Reading Level dBμV	Measurement Level dBμV/m	Margin dB	Limit dBμV/m
Horizontal					
Peak Detector					
264.740	-5.501	33.222	27.722	-18.278	46.000
365.620	0.382	32.927	33.309	-12.691	46.000
468.440	3.544	32.013	35.557	-10.443	46.000
610.060	3.657	31.527	35.184	-10.816	46.000
753.620	4.750	32.331	37.081	-8.919	46.000
901.060	5.878	31.005	36.883	-9.117	46.000
Vertical					
Peak Detector					
179.380	-0.824	32.347	31.523	-11.977	43.500
385.020	-0.441	34.915	34.474	-11.526	46.000
530.520	1.192	33.327	34.519	-11.481	46.000
606.180	2.246	33.271	35.517	-10.483	46.000
685.720	2.254	33.754	36.008	-9.992	46.000
755.560	2.829	35.050	37.879	-8.121	46.000

Note:

1. All Readings below 1GHz are Quasi-Peak, above 1GHz are performed with peak and/or average measurements as necessary.
2. Peak measurements: RBW = 1MHz, VBW = 3 MHz, Sweep: Auto.
3. Average measurements: RBW = 1MHz, VBW = 10 Hz, Sweep: Auto.
4. Measurement Level = Reading Level + Correct Factor.
5. Correct Factor = Antenna factor + Cable loss –Amplifier gain.
6. The average measurement was not performed when the peak measured data under the limit of average detection.
7. The emission levels of other frequencies are very lower than the limit and not show in test report.
8. No emission found between lowest internal used/generated frequency to 30MHz.

Product	:	Intel® Dual Band Wireless-AC 8265
Test Item	:	General Radiated Emission
Test Site	:	No.3 OATS
Test date	:	2016.09.13
Test Mode	:	Mode 3 MIMO: Transmit (802.11n-40BW 30Mbps) (5190MHz)

Frequency MHz	Correct Factor dB	Reading Level dBμV	Measurement Level dBμV/m	Margin dB	Limit dBμV/m
Horizontal					
Peak Detector					
111.480	-7.489	34.036	26.548	-16.952	43.500
386.960	1.112	32.409	33.521	-12.479	46.000
466.500	3.156	33.948	37.104	-8.896	46.000
608.120	3.925	32.309	36.234	-9.766	46.000
741.980	3.892	33.879	37.771	-8.229	46.000
889.420	6.654	31.579	38.233	-7.767	46.000
Vertical					
Peak Detector					
179.380	-0.824	31.890	31.066	-12.434	43.500
377.260	0.647	33.448	34.095	-11.905	46.000
538.280	1.996	32.575	34.571	-11.429	46.000
602.300	1.704	32.463	34.167	-11.833	46.000
753.620	2.730	34.873	37.603	-8.397	46.000
945.680	3.300	33.807	37.107	-8.893	46.000

Note:

1. All Readings below 1GHz are Quasi-Peak, above 1GHz are performed with peak and/or average measurements as necessary.
2. Peak measurements: RBW = 1MHz, VBW = 3 MHz, Sweep: Auto.
3. Average measurements: RBW = 1MHz, VBW = 10 Hz, Sweep: Auto.
4. Measurement Level = Reading Level + Correct Factor.
5. Correct Factor = Antenna factor + Cable loss –Amplifier gain.
6. The average measurement was not performed when the peak measured data under the limit of average detection.
7. The emission levels of other frequencies are very lower than the limit and not show in test report.
8. No emission found between lowest internal used/generated frequency to 30MHz.

Product	:	Intel® Dual Band Wireless-AC 8265
Test Item	:	General Radiated Emission
Test Site	:	No.3 OATS
Test date	:	2016.09.13
Test Mode	:	Mode 3 MIMO: Transmit (802.11n-40BW 30Mbps) (5270MHz)

Frequency MHz	Correct Factor dB	Reading Level dBμV	Measurement Level dBμV/m	Margin dB	Limit dBμV/m
Horizontal					
Peak Detector					
113.420	-7.449	33.695	26.246	-17.254	43.500
388.900	1.034	33.470	34.504	-11.496	46.000
460.680	4.030	31.963	35.993	-10.007	46.000
546.040	4.386	33.400	37.786	-8.214	46.000
701.240	2.759	32.790	35.549	-10.451	46.000
873.900	5.765	31.147	36.912	-9.088	46.000
Vertical					
Peak Detector					
177.440	-1.248	33.231	31.983	-11.517	43.500
381.140	0.816	32.611	33.427	-12.573	46.000
528.580	1.164	34.395	35.559	-10.441	46.000
606.180	2.246	34.232	36.478	-9.522	46.000
804.060	3.371	35.305	38.676	-7.324	46.000
932.100	3.430	31.544	34.974	-11.026	46.000

Note:

1. All Readings below 1GHz are Quasi-Peak, above 1GHz are performed with peak and/or average measurements as necessary.
2. Peak measurements: RBW = 1MHz, VBW = 3 MHz, Sweep: Auto.
3. Average measurements: RBW = 1MHz, VBW = 10 Hz, Sweep: Auto.
4. Measurement Level = Reading Level + Correct Factor.
5. Correct Factor = Antenna factor + Cable loss –Amplifier gain.
6. The average measurement was not performed when the peak measured data under the limit of average detection.
7. The emission levels of other frequencies are very lower than the limit and not show in test report.
8. No emission found between lowest internal used/generated frequency to 30MHz.

Product	:	Intel® Dual Band Wireless-AC 8265
Test Item	:	General Radiated Emission
Test Site	:	No.3 OATS
Test date	:	2016.09.13
Test Mode	:	Mode 3 MIMO: Transmit (802.11n-40BW 30Mbps) (5590MHz)

Frequency MHz	Correct Factor dB	Reading Level dBμV	Measurement Level dBμV/m	Margin dB	Limit dBμV/m
Horizontal					
Peak Detector					
381.140	1.386	33.955	35.341	-10.659	46.000
476.200	1.988	33.890	35.878	-10.122	46.000
608.120	3.925	32.876	36.801	-9.199	46.000
691.540	3.722	33.291	37.013	-8.987	46.000
751.680	4.332	32.870	37.202	-8.798	46.000
899.120	5.717	31.409	37.126	-8.874	46.000
Vertical					
Peak Detector					
179.380	-0.824	32.432	31.608	-11.892	43.500
357.860	-1.239	35.004	33.765	-12.235	46.000
606.180	2.246	33.490	35.736	-10.264	46.000
693.480	1.748	34.287	36.035	-9.965	46.000
807.940	3.361	34.734	38.095	-7.905	46.000
930.160	3.830	33.716	37.546	-8.454	46.000

Note:

1. All Readings below 1GHz are Quasi-Peak, above 1GHz are performed with peak and/or average measurements as necessary.
2. Peak measurements: RBW = 1MHz, VBW = 3 MHz, Sweep: Auto.
3. Average measurements: RBW = 1MHz, VBW = 10 Hz, Sweep: Auto.
4. Measurement Level = Reading Level + Correct Factor.
5. Correct Factor = Antenna factor + Cable loss –Amplifier gain.
6. The average measurement was not performed when the peak measured data under the limit of average detection.
7. The emission levels of other frequencies are very lower than the limit and not show in test report.
8. No emission found between lowest internal used/generated frequency to 30MHz.

Product	:	Intel® Dual Band Wireless-AC 8265
Test Item	:	General Radiated Emission
Test Site	:	No.3 OATS
Test date	:	2016.09.13
Test Mode	:	Mode 3 MIMO: Transmit (802.11n-40BW 30Mbps) (5755MHz)

Frequency MHz	Correct Factor dB	Reading Level dBμV	Measurement Level dBμV/m	Margin dB	Limit dBμV/m
Horizontal					
Peak Detector					
123.120	-7.320	34.057	26.737	-16.763	43.500
309.360	-4.463	33.021	28.558	-17.442	46.000
445.160	-0.432	31.596	31.164	-14.836	46.000
565.440	1.957	30.891	32.848	-13.152	46.000
736.160	2.994	31.510	34.504	-11.496	46.000
875.840	5.816	31.016	36.832	-9.168	46.000
Vertical					
Peak Detector					
177.440	-1.248	32.454	31.206	-12.294	43.500
375.320	0.388	33.839	34.227	-11.773	46.000
505.300	0.056	33.251	33.307	-12.693	46.000
691.540	2.092	33.775	35.867	-10.133	46.000
806.000	3.686	34.200	37.886	-8.114	46.000
930.160	3.830	32.855	36.685	-9.315	46.000

Note:

1. All Readings below 1GHz are Quasi-Peak, above 1GHz are performed with peak and/or average measurements as necessary.
2. Peak measurements: RBW = 1MHz, VBW = 3 MHz, Sweep: Auto.
3. Average measurements: RBW = 1MHz, VBW = 10 Hz, Sweep: Auto.
4. Measurement Level = Reading Level + Correct Factor.
5. Correct Factor = Antenna factor + Cable loss –Amplifier gain.
6. The average measurement was not performed when the peak measured data under the limit of average detection.
7. The emission levels of other frequencies are very lower than the limit and not show in test report.
8. No emission found between lowest internal used/generated frequency to 30MHz.

Product	:	Intel® Dual Band Wireless-AC 8265
Test Item	:	General Radiated Emission
Test Site	:	No.3 OATS
Test date	:	2016.09.13
Test Mode	:	Mode 3 MIMO: Transmit (802.11ac-20BW-14.4Mbps) (5720MHz)

Frequency MHz	Correct Factor dB	Reading Level dBμV	Measurement Level dBμV/m	Margin dB	Limit dBμV/m
Horizontal					
Peak Detector					
109.540	-7.537	33.183	25.645	-17.855	43.500
247.280	-6.359	33.716	27.357	-18.643	46.000
398.600	0.879	33.305	34.184	-11.816	46.000
542.160	3.925	33.033	36.958	-9.042	46.000
709.000	3.624	33.339	36.963	-9.037	46.000
883.600	6.601	32.168	38.769	-7.231	46.000
Vertical					
Peak Detector					
128.940	-3.710	34.310	30.600	-12.900	43.500
369.500	-0.423	33.300	32.877	-13.123	46.000
524.700	1.130	32.982	34.112	-11.888	46.000
691.540	2.092	32.303	34.395	-11.605	46.000
806.000	3.686	33.753	37.439	-8.561	46.000
939.860	3.400	32.233	35.633	-10.367	46.000

Note:

1. All Readings below 1GHz are Quasi-Peak, above 1GHz are performed with peak and/or average measurements as necessary.
2. Peak measurements: RBW = 1MHz, VBW = 3 MHz, Sweep: Auto.
3. Average measurements: RBW = 1MHz, VBW = 10 Hz, Sweep: Auto.
4. Measurement Level = Reading Level + Correct Factor.
5. Correct Factor = Antenna factor + Cable loss –Amplifier gain.
6. The average measurement was not performed when the peak measured data under the limit of average detection.
7. The emission levels of other frequencies are very lower than the limit and not show in test report.
8. No emission found between lowest internal used/generated frequency to 30MHz.

Product	:	Intel® Dual Band Wireless-AC 8265
Test Item	:	General Radiated Emission
Test Site	:	No.3 OATS
Test date	:	2016.09.13
Test Mode	:	Mode 3 MIMO: Transmit (802.11ac-40BW-30Mbps) (5710MHz)

Frequency MHz	Correct Factor dB	Reading Level dBμV	Measurement Level dBμV/m	Margin dB	Limit dBμV/m
Horizontal					
Peak Detector					
111.480	-7.489	33.799	26.311	-17.189	43.500
388.900	1.034	33.523	34.557	-11.443	46.000
468.440	3.544	32.325	35.869	-10.131	46.000
577.080	3.221	31.867	35.088	-10.912	46.000
730.340	3.819	33.380	37.199	-8.801	46.000
889.420	6.654	31.331	37.985	-8.015	46.000
Vertical					
Peak Detector					
179.380	-0.824	31.695	30.871	-12.629	43.500
379.200	0.881	32.035	32.916	-13.084	46.000
522.760	1.116	33.523	34.639	-11.361	46.000
685.720	2.254	32.956	35.210	-10.790	46.000
794.360	2.657	34.924	37.581	-8.419	46.000
939.860	3.400	33.134	36.534	-9.466	46.000

Note:

1. All Readings below 1GHz are Quasi-Peak, above 1GHz are performed with peak and/or average measurements as necessary.
2. Peak measurements: RBW = 1MHz, VBW = 3 MHz, Sweep: Auto.
3. Average measurements: RBW = 1MHz, VBW = 10 Hz, Sweep: Auto.
4. Measurement Level = Reading Level + Correct Factor.
5. Correct Factor = Antenna factor + Cable loss –Amplifier gain.
6. The average measurement was not performed when the peak measured data under the limit of average detection.
7. The emission levels of other frequencies are very lower than the limit and not show in test report.
8. No emission found between lowest internal used/generated frequency to 30MHz.

Product	:	Intel® Dual Band Wireless-AC 8265
Test Item	:	General Radiated Emission
Test Site	:	No.3 OATS
Test date	:	2016.09.13
Test Mode	:	Mode 3 MIMO: Transmit (802.11ac-80BW-65Mbps) (5210MHz)

Frequency MHz	Correct Factor dB	Reading Level dBμV	Measurement Level dBμV/m	Margin dB	Limit dBμV/m
Horizontal					
Peak Detector					
109.540	-7.537	32.730	25.192	-18.308	43.500
373.380	0.873	33.670	34.543	-11.457	46.000
470.380	3.550	32.185	35.735	-10.265	46.000
598.420	3.524	31.667	35.191	-10.809	46.000
749.740	3.963	31.907	35.870	-10.130	46.000
895.240	5.317	31.568	36.885	-9.115	46.000
Vertical					
Peak Detector					
177.440	-1.248	33.675	32.427	-11.073	43.500
386.960	-0.708	34.036	33.328	-12.672	46.000
532.460	1.209	32.394	33.603	-12.397	46.000
600.360	1.302	33.070	34.372	-11.628	46.000
804.060	3.371	34.023	37.394	-8.606	46.000
930.160	3.830	33.564	37.394	-8.606	46.000

Note:

1. All Readings below 1GHz are Quasi-Peak, above 1GHz are performed with peak and/or average measurements as necessary.
2. Peak measurements: RBW = 1MHz, VBW = 3 MHz, Sweep: Auto.
3. Average measurements: RBW = 1MHz, VBW = 10 Hz, Sweep: Auto.
4. Measurement Level = Reading Level + Correct Factor.
5. Correct Factor = Antenna factor + Cable loss –Amplifier gain.
6. The average measurement was not performed when the peak measured data under the limit of average detection.
7. The emission levels of other frequencies are very lower than the limit and not show in test report.
8. No emission found between lowest internal used/generated frequency to 30MHz.

Product	:	Intel® Dual Band Wireless-AC 8265
Test Item	:	General Radiated Emission
Test Site	:	No.3 OATS
Test date	:	2016.09.13
Test Mode	:	Mode 3 MIMO: Transmit (802.11ac-80BW-65Mbps) (5290MHz)

Frequency MHz	Correct Factor dB	Reading Level dBμV	Measurement Level dBμV/m	Margin dB	Limit dBμV/m
Horizontal					
Peak Detector					
136.700	-7.491	33.111	25.620	-17.880	43.500
303.540	-4.068	32.239	28.171	-17.829	46.000
404.420	0.889	32.544	33.433	-12.567	46.000
569.320	2.004	32.775	34.779	-11.221	46.000
724.520	3.835	32.315	36.150	-9.850	46.000
889.420	6.654	31.093	37.747	-8.253	46.000
Vertical					
Peak Detector					
181.320	-1.910	32.877	30.967	-12.533	43.500
379.200	0.881	32.714	33.595	-12.405	46.000
534.400	1.272	33.807	35.079	-10.921	46.000
689.600	2.302	32.544	34.846	-11.154	46.000
782.720	2.757	34.624	37.381	-8.619	46.000
920.460	3.272	32.805	36.077	-9.923	46.000

Note:

1. All Readings below 1GHz are Quasi-Peak, above 1GHz are performed with peak and/or average measurements as necessary.
2. Peak measurements: RBW = 1MHz, VBW = 3 MHz, Sweep: Auto.
3. Average measurements: RBW = 1MHz, VBW = 10 Hz, Sweep: Auto.
4. Measurement Level = Reading Level + Correct Factor.
5. Correct Factor = Antenna factor + Cable loss –Amplifier gain.
6. The average measurement was not performed when the peak measured data under the limit of average detection.
7. The emission levels of other frequencies are very lower than the limit and not show in test report.
8. No emission found between lowest internal used/generated frequency to 30MHz.

Product	:	Intel® Dual Band Wireless-AC 8265
Test Item	:	General Radiated Emission
Test Site	:	No.3 OATS
Test date	:	2016.09.13
Test Mode	:	Mode 3 MIMO: Transmit (802.11ac-80BW-65Mbps) (5530MHz)

Frequency MHz	Correct Factor dB	Reading Level dBμV	Measurement Level dBμV/m	Margin dB	Limit dBμV/m
Horizontal					
Peak Detector					
125.060	-7.335	32.605	25.270	-18.230	43.500
305.480	-3.836	33.542	29.706	-16.294	46.000
452.920	1.290	32.293	33.583	-12.417	46.000
579.020	3.421	33.333	36.754	-9.246	46.000
714.820	3.801	35.073	38.874	-7.126	46.000
957.320	6.615	34.751	41.366	-4.634	46.000
Vertical					
Peak Detector					
177.440	-1.248	31.874	30.626	-12.874	43.500
367.560	-0.088	32.636	32.547	-13.453	46.000
522.760	1.116	33.300	34.416	-11.584	46.000
606.180	2.246	33.821	36.067	-9.933	46.000
817.640	2.966	32.754	35.720	-10.280	46.000
930.160	3.830	33.026	36.856	-9.144	46.000

Note:

1. All Readings below 1GHz are Quasi-Peak, above 1GHz are performed with peak and/or average measurements as necessary.
2. Peak measurements: RBW = 1MHz, VBW = 3 MHz, Sweep: Auto.
3. Average measurements: RBW = 1MHz, VBW = 10 Hz, Sweep: Auto.
4. Measurement Level = Reading Level + Correct Factor.
5. Correct Factor = Antenna factor + Cable loss –Amplifier gain.
6. The average measurement was not performed when the peak measured data under the limit of average detection.
7. The emission levels of other frequencies are very lower than the limit and not show in test report.
8. No emission found between lowest internal used/generated frequency to 30MHz.

Product	:	Intel® Dual Band Wireless-AC 8265
Test Item	:	General Radiated Emission
Test Site	:	No.3 OATS
Test date	:	2016.09.13
Test Mode	:	Mode 3 MIMO: Transmit (802.11ac-80BW-65Mbps) (5775MHz)

Frequency MHz	Correct Factor dB	Reading Level dBμV	Measurement Level dBμV/m	Margin dB	Limit dBμV/m
Horizontal					
Peak Detector					
113.420	-7.449	33.291	25.842	-17.658	43.500
307.420	-4.120	32.932	28.812	-17.188	46.000
482.020	1.664	31.850	33.514	-12.486	46.000
571.260	2.310	32.730	35.040	-10.960	46.000
730.340	3.819	32.753	36.572	-9.428	46.000
899.120	5.717	30.660	36.377	-9.623	46.000
Vertical					
Peak Detector					
179.380	-0.824	32.309	31.485	-12.015	43.500
365.620	0.282	33.689	33.971	-12.029	46.000
518.880	0.763	32.490	33.253	-12.747	46.000
610.060	2.087	32.438	34.525	-11.475	46.000
806.000	3.686	34.943	38.629	-7.371	46.000
901.060	1.858	32.678	34.536	-11.464	46.000

Note:

1. All Readings below 1GHz are Quasi-Peak, above 1GHz are performed with peak and/or average measurements as necessary.
2. Peak measurements: RBW = 1MHz, VBW = 3 MHz, Sweep: Auto.
3. Average measurements: RBW = 1MHz, VBW = 10 Hz, Sweep: Auto.
4. Measurement Level = Reading Level + Correct Factor.
5. Correct Factor = Antenna factor + Cable loss –Amplifier gain.
6. The average measurement was not performed when the peak measured data under the limit of average detection.
7. The emission levels of other frequencies are very lower than the limit and not show in test report.
8. No emission found between lowest internal used/generated frequency to 30MHz.

5. Band Edge

5.1. Test Setup

Above 1GHz

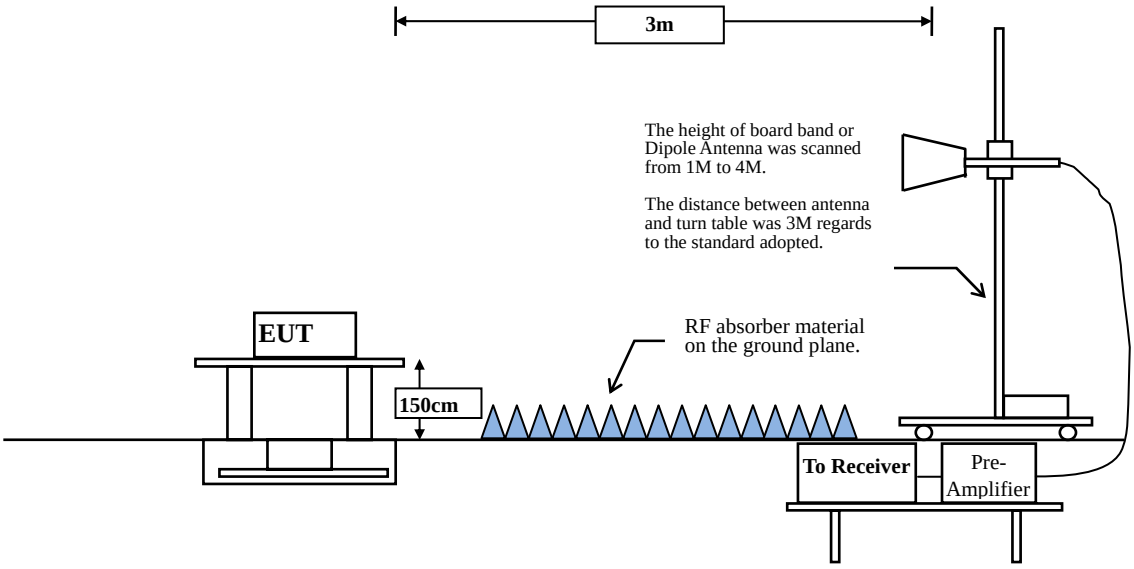

5.2. Limits

The provisions of Section 15.205 of this part apply to intentional radiators operating under this section.

Radiated emissions which fall in the restricted bands, as defined in Section 15.205, must also comply with the radiated emission limits specified in Section 15.209:

FCC Part 15 Subpart C Paragraph 15.209 Limits		
Frequency MHz	uV/m @3m	dBμV/m@3m
30-88	100	40
88-216	150	43.5
216-960	200	46
Above 960	500	54

Remarks : 1. RF Voltage (dBμV) = 20 log RF Voltage (uV)

2. In the Above Table, the tighter limit applies at the band edges.

3. Distance refers to the distance in meters between the measuring instrument antenna and the closed point of any part of the device or system.

For transmitters operating in the 5.725-5.85GHz band:

(i) All emissions shall be limited to a level of － 27 dBm/MHz at 75 MHz or more above or below the band edge increasing linearly to 10 dBm/MHz at 25 MHz above or below the band edge, and from 25 MHz above or below the band edge increasing linearly to a level of 15.6 dBm/MHz at 5 MHz above or below the band edge, and from 5 MHz above or below the band edge increasing linearly to a level of 27 dBm/MHz at the band edge.

5.3. Test Procedure

The EUT is placed on a turn table which is 1.5 meter above ground. The turn table can rotate 360 degrees to determine the position of the maximum emission level. The EUT was positioned such that the distance from antenna to the EUT was 3 meters.

The antenna can move up and down between 1 meter and 4 meters to find out the maximum emission level.

Both horizontal and vertical polarization of the antenna are set on measurement. In order to find the maximum emission, all of the interface cables must be manipulated according to ANSI C63.10:2013 on radiated measurement.

The bandwidth below 1GHz setting on the field strength meter is 120 kHz, above 1GHz are 1 MHz.

The EUT was setup to ANSI C63.10, 2013; tested to UNII test procedure of FCC KDB-789033 for compliance to FCC 47CFR Subpart E requirements.

5.4. Uncertainty

± 3.8 dB below 1GHz

± 3.9 dB above 1GHz

5.5. Test Result of Band Edge

Product : Intel® Dual Band Wireless-AC 8265
Test Item : Band Edge Data
Test Site : No.3 OATS
Test date : 2016.09.11
Test Mode : Mode 1 SISO A: Transmit (802.11a-6Mbps)-Channel 36 (5180MHz)

RF Radiated Measurement (Horizontal):

Channel No.	Frequency (MHz)	Correct Factor (dB)	Reading Level (dBμV)	Emission Level (dBμV/m)	Peak Limit (dBμV/m)	Average Limit (dBμV/m)	Result
36 (Peak)	5147.826	10.476	44.896	55.372	74.00	54.00	Pass
36 (Peak)	5150.000	10.470	43.829	54.300	74.00	54.00	Pass
36 (Peak)	5182.609	10.386	90.369	100.756	--	--	--
36 (Average)	5150.000	10.470	33.836	44.307	74.00	54.00	Pass
36 (Average)	5177.246	10.400	78.800	89.201	--	--	--

Figure Channel 36: Horizontal (Peak)

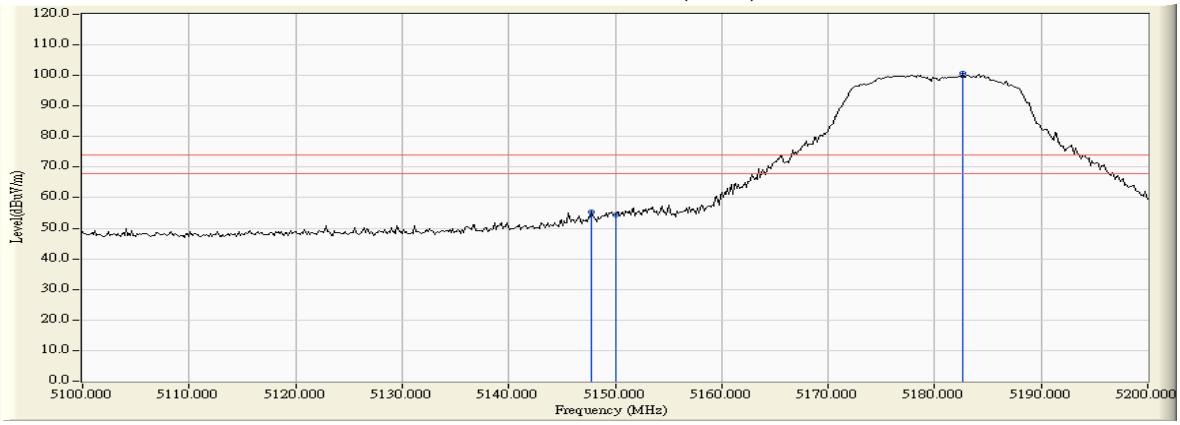

Figure Channel 36: Horizontal (Average)

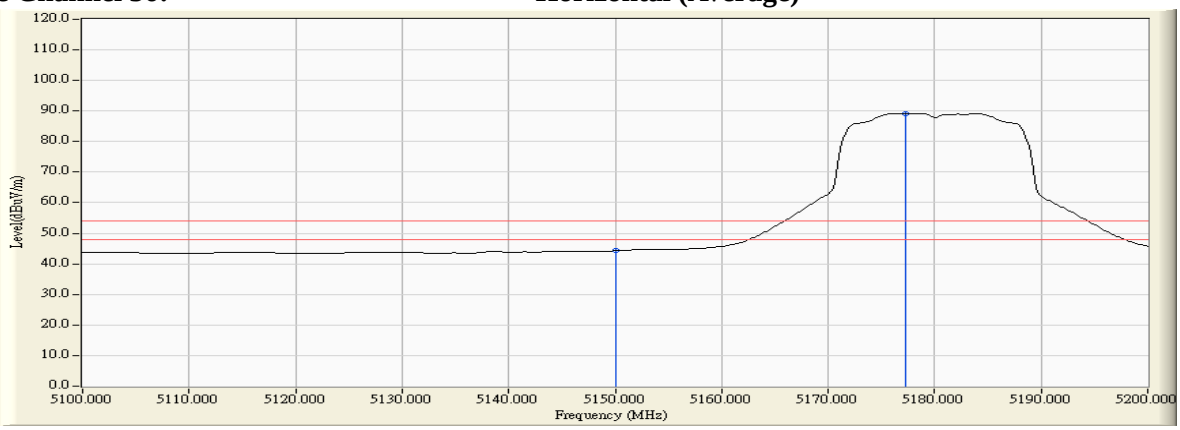

Note:1. All readings above 1GHz are performed with peak and/or average measurements as necessary.
2. Peak measurements: RBW = 1MHz, VBW = 3 MHz, Sweep: Auto.
3. Average measurements: RBW = 1MHz, VBW = 10 Hz, Sweep: Auto.
4. " * ", means this data is the worst emission level.
5. Measurement Level = Reading Level + Correct Factor.
6. The average measurement was not performed when the peak measured data under the limit of average detection.

Product : Intel® Dual Band Wireless-AC 8265
Test Item : Band Edge Data
Test Site : No.3 OATS
Test date : 2016.09.11
Test Mode : Mode 1 SISO A: Transmit (802.11a-6Mbps)-Channel 36 (5180MHz)

RF Radiated Measurement (Vertical):

Channel No.	Frequency (MHz)	Correct Factor (dB)	Reading Level (dBμV)	Emission Level (dBμV/m)	Peak Limit (dBμV/m)	Average Limit (dBμV/m)	Result
36 (Peak)	5146.667	12.377	54.631	67.009	74.00	54.00	Pass
36 (Peak)	5150.000	12.390	52.435	64.825	74.00	54.00	Pass
36 (Peak)	5182.899	12.512	96.923	109.435	--	--	--
36 (Average)	5150.000	12.390	36.609	48.999	74.00	54.00	Pass
36 (Average)	5176.377	12.489	85.308	97.796	--	--	--

Figure Channel 36: Vertical (Peak)

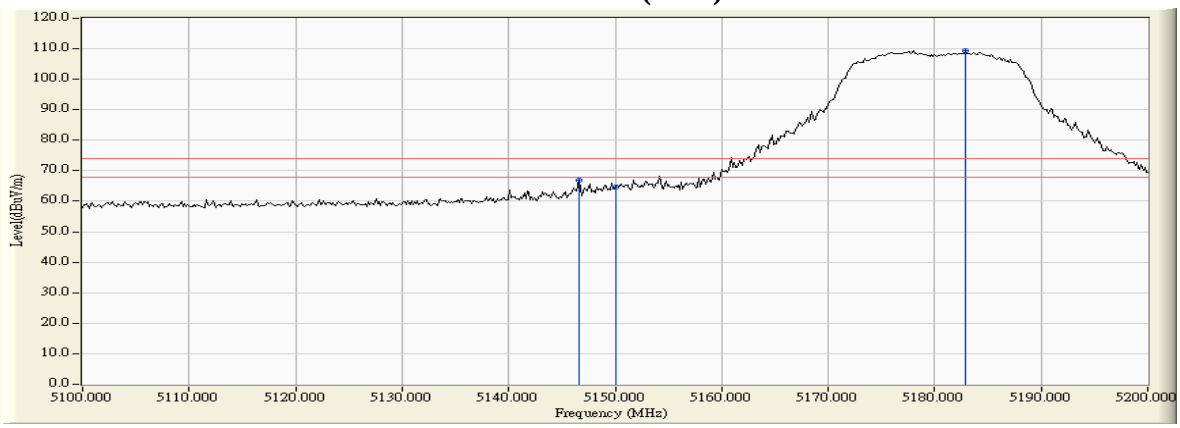

Figure Channel 36: Vertical (Average)

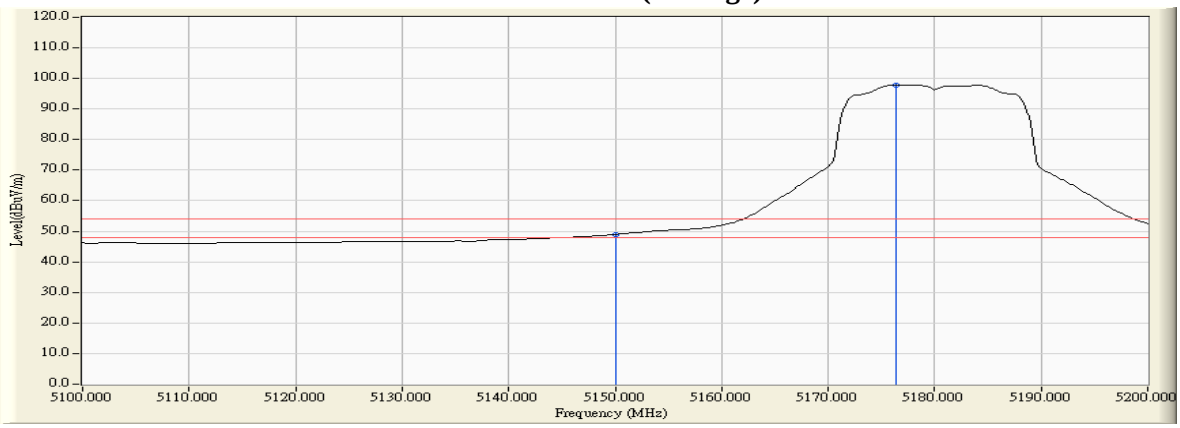

Note:

1. All readings above 1GHz are performed with peak and/or average measurements as necessary.
2. Peak measurements: RBW = 1MHz, VBW = 3 MHz, Sweep: Auto.
3. Average measurements: RBW = 1MHz, VBW = 10 Hz, Sweep: Auto.
4. " * ", means this data is the worst emission level.
5. Measurement Level = Reading Level + Correct Factor.
6. The average measurement was not performed when the peak measured data under the limit of average detection.

Product	:	Intel® Dual Band Wireless-AC 8265
Test Item	:	Band Edge Data
Test Site	:	No.3 OATS
Test date	:	2016.09.11
Test Mode	:	Mode 1 SISO A: Transmit (802.11a-6Mbps) -Channel 64 (5320MHz)

RF Radiated Measurement (Horizontal):

Channel No.	Frequency (MHz)	Correct Factor (dB)	Reading Level (dBμV)	Emission Level (dBμV/m)	Peak Limit (dBμV/m)	Arerage Limit (dBμV/m)	Result
64 (Peak)	5317.101	11.108	88.124	99.232	--	--	--
64 (Peak)	5350.000	11.024	41.501	52.525	74.00	54.00	Pass
64 (Peak)	5360.290	10.997	42.461	53.458	74.00	54.00	Pass
64 (Average)	5316.377	11.110	76.712	87.822	--	--	--
64 (Average)	5350.000	11.024	26.535	37.559	74.00	54.00	Pass

Figure Channel 64: Horizontal (Peak)

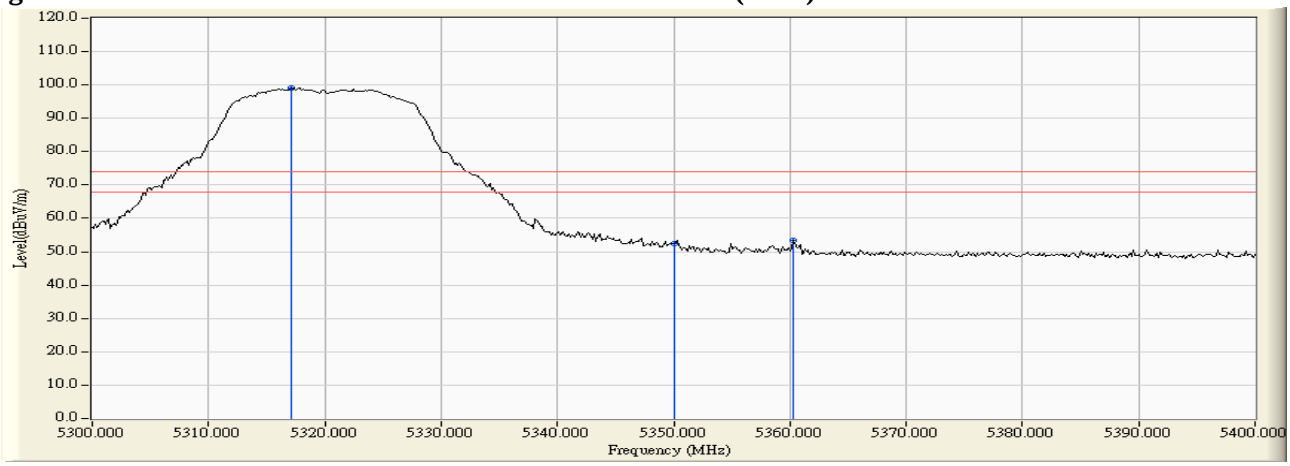

Figure Channel 64: Horizontal (Average)

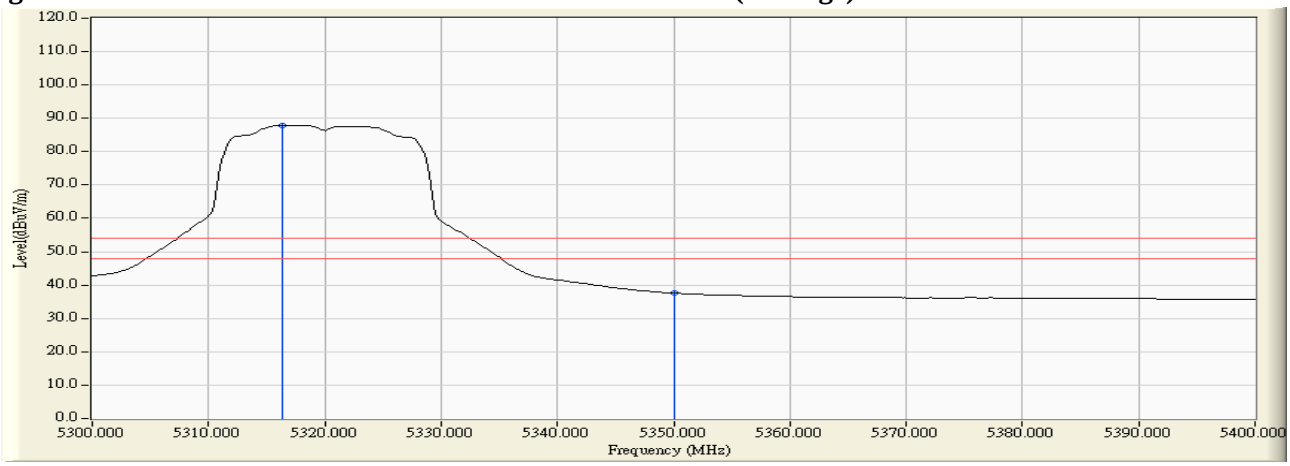

Note:
1. All readings above 1GHz are performed with peak and/or average measurements as necessary.
2. Peak measurements: RBW = 1MHz, VBW = 3 MHz, Sweep: Auto.
3. Average measurements: RBW = 1MHz, VBW = 10 Hz, Sweep: Auto.
4. " * ", means this data is the worst emission level.
5. Measurement Level = Reading Level + Correct Factor.
6. The average measurement was not performed when the peak measured data under the limit of average detection.

Product : Intel® Dual Band Wireless-AC 8265
Test Item : Band Edge Data
Test Site : No.3 OATS
Test date : 2016.09.11
Test Mode : Mode 1 SISO A: Transmit (802.11a-6Mbps) -Channel 64 (5320MHz)

RF Radiated Measurement (Vertical):

Channel No.	Frequency (MHz)	Correct Factor (dB)	Reading Level (dBμV)	Emission Level (dBμV/m)	Peak Limit (dBμV/m)	Arerage Limit (dBμV/m)	Result
64 (Peak)	5323.333	13.015	95.205	108.220	--	--	--
64 (Peak)	5350.000	12.999	46.889	59.888	74.00	54.00	Pass
64 (Peak)	5350.725	13.000	48.310	61.309	74.00	54.00	Pass
64 (Average)	5316.377	13.020	83.547	96.567	--	--	--
64 (Average)	5350.000	12.999	31.415	44.414	74.00	54.00	Pass

Figure Channel 64: Vertical (Peak)

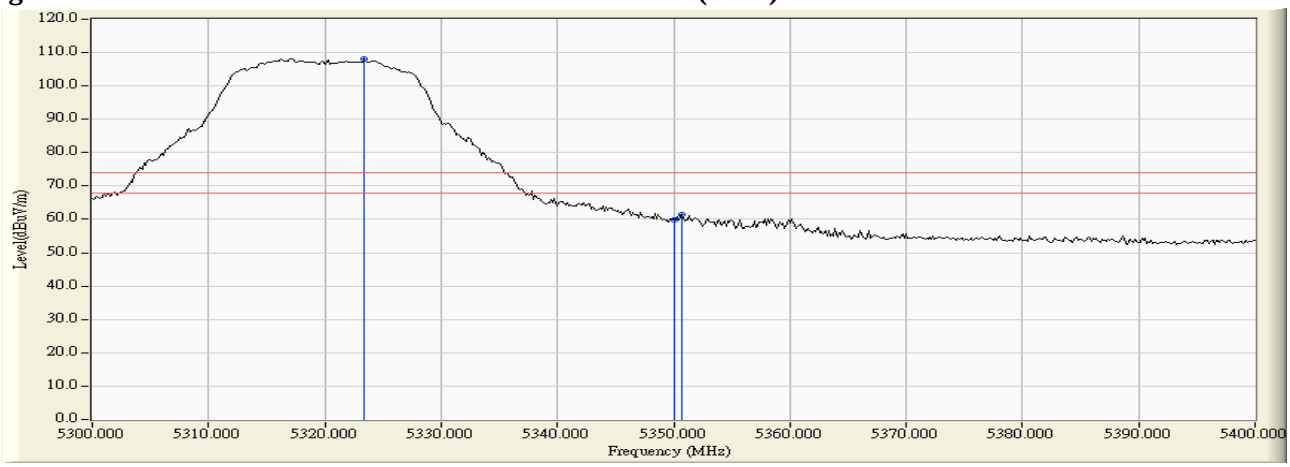

Figure Channel 64: Vertical (Average)

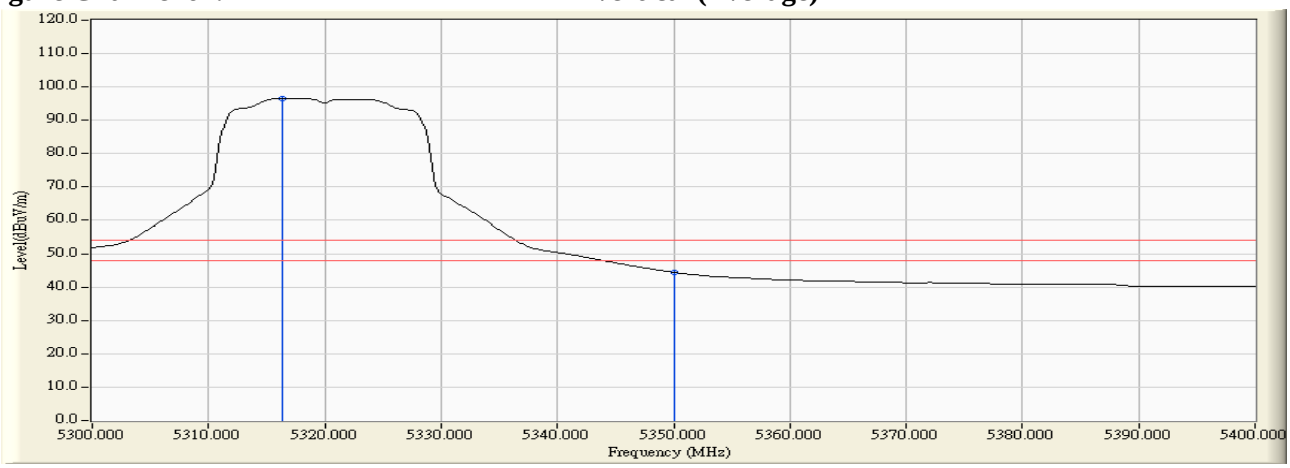

Note:

1. All readings above 1GHz are performed with peak and/or average measurements as necessary.
2. Peak measurements: RBW = 1MHz, VBW = 3 MHz, Sweep: Auto.
3. Average measurements: RBW = 1MHz, VBW = 10 Hz, Sweep: Auto.
4. " * ", means this data is the worst emission level.
5. Measurement Level = Reading Level + Correct Factor.
6. The average measurement was not performed when the peak measured data under the limit of average detection.

Product : Intel® Dual Band Wireless-AC 8265
Test Item : Band Edge Data
Test Site : No.3 OATS
Test date : 2016.09.11
Test Mode : Mode 1 SISO A: Transmit (802.11a-6Mbps) -Channel 100 (5500MHz)

RF Radiated Measurement (Horizontal):

Channel No.	Frequency (MHz)	Correct Factor (dB)	Reading Level (dBμV)	Emission Level (dBμV/m)	Peak Limit (dBμV/m)	Arerage Limit (dBμV/m)	Result
100 (Peak)	5459.130	11.691	43.393	55.084	74.00	54.00	Pass
100 (Peak)	5460.000	11.703	41.265	52.968	74.00	54.00	Pass
100 (Peak)	5502.754	12.188	89.287	101.475	--	--	--
100 (Average)	5459.710	11.699	26.905	38.604	74.00	54.00	Pass
100 (Average)	5460.000	11.703	26.879	38.582	74.00	54.00	Pass
100 (Average)	5497.246	12.150	77.544	89.693	--	--	--

Figure Channel 100: Horizontal (Peak)

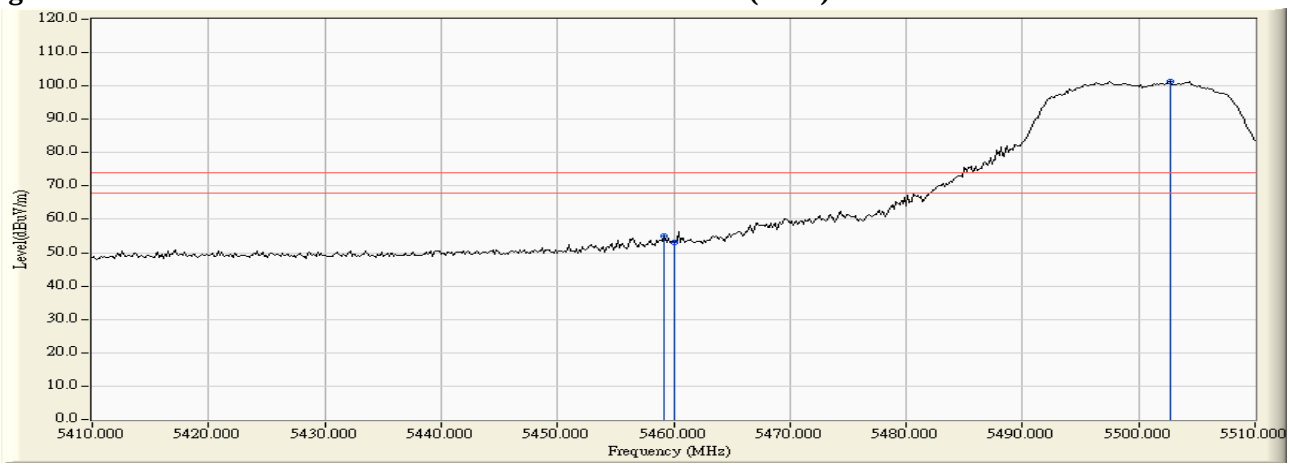

Figure Channel 100: Horizontal (Average)

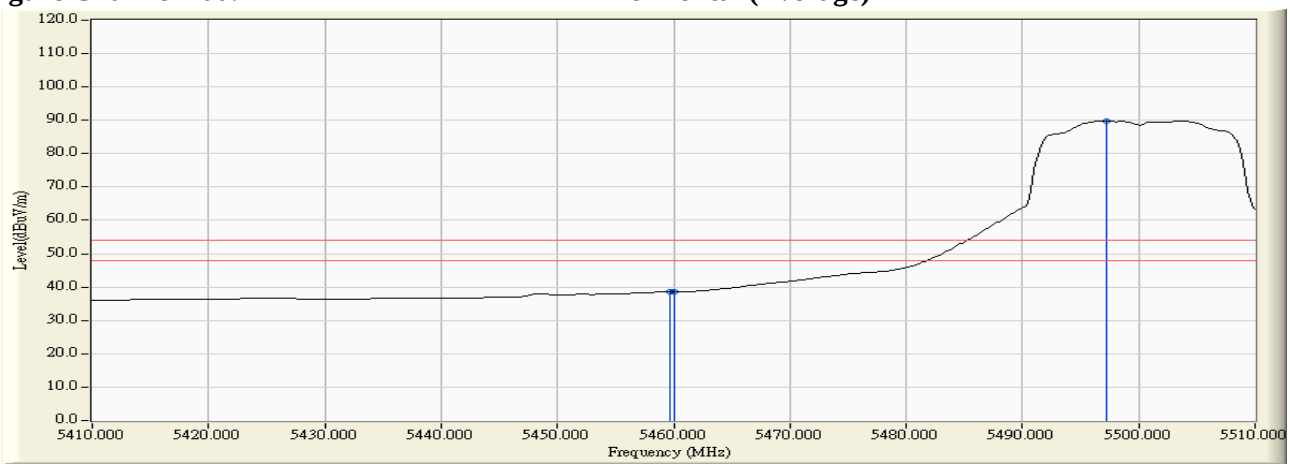

Note:
1. All readings above 1GHz are performed with peak and/or average measurements as necessary.
2. Peak measurements: RBW = 1MHz, VBW = 3 MHz, Sweep: Auto.
3. Average measurements: RBW = 1MHz, VBW = 10 Hz, Sweep: Auto.
4. " * ", means this data is the worst emission level.
5. Measurement Level = Reading Level + Correct Factor.
6. The average measurement was not performed when the peak measured data under the limit of average detection.

Product : Intel® Dual Band Wireless-AC 8265
Test Item : Band Edge Data
Test Site : No.3 OATS
Test date : 2016.09.11
Test Mode : Mode 1 SISO A: Transmit (802.11a-6Mbps) -Channel 100 (5500MHz)

RF Radiated Measurement (Vertical):

Channel No.	Frequency (MHz)	Correct Factor (dB)	Reading Level (dBμV)	Emission Level (dBμV/m)	Peak Limit (dBμV/m)	Arerage Limit (dBμV/m)	Result
100 (Peak)	5456.957	13.368	49.536	62.904	74.00	54.00	Pass
100 (Peak)	5460.000	13.390	47.772	61.162	74.00	54.00	Pass
100 (Peak)	5503.333	13.640	96.914	110.554	--	--	--
100 (Average)	5460.000	13.390	32.526	45.916	74.00	54.00	Pass
100 (Average)	5496.667	13.620	85.470	99.089	--	--	--

Figure Channel 100: Vertical (Peak)

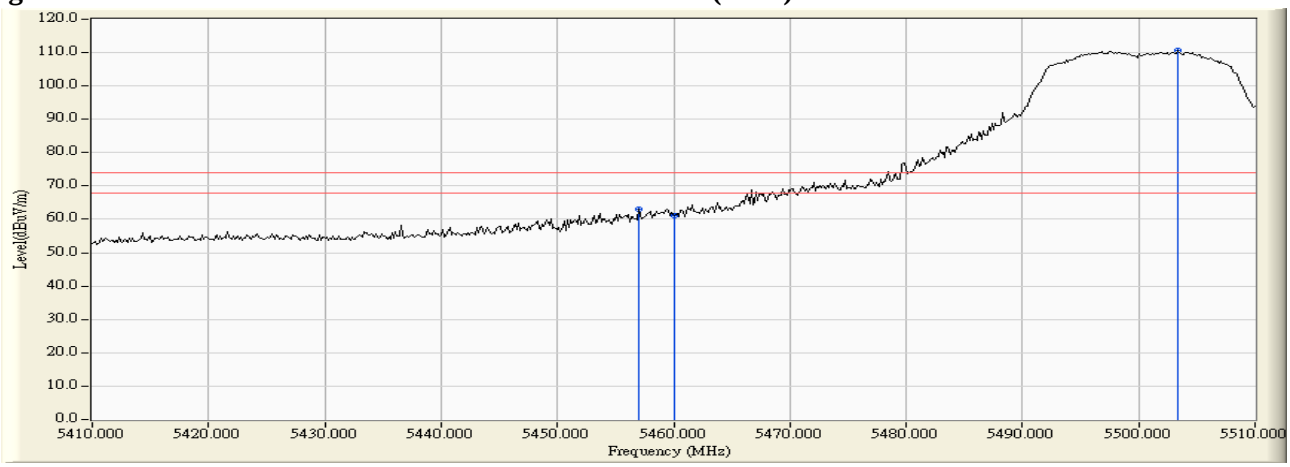

Figure Channel 100: Vertical (Average)

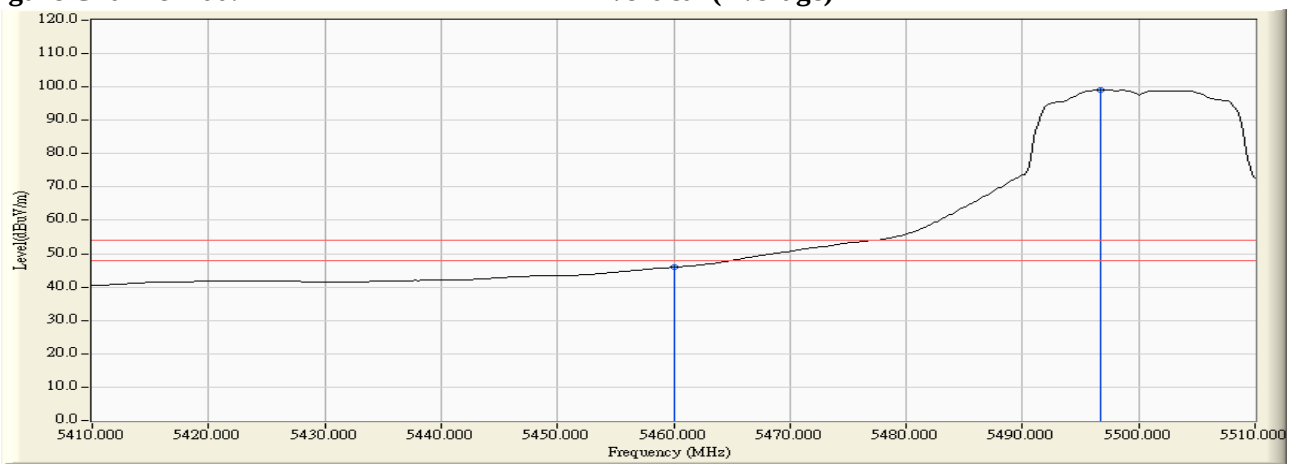

Note:

1. All readings above 1GHz are performed with peak and/or average measurements as necessary.
2. Peak measurements: RBW = 1MHz, VBW = 3 MHz, Sweep: Auto.
3. Average measurements: RBW = 1MHz, VBW = 10 Hz, Sweep: Auto.
4. " * ", means this data is the worst emission level.
5. Measurement Level = Reading Level + Correct Factor.
6. The average measurement was not performed when the peak measured data under the limit of average detection.

Product : Intel® Dual Band Wireless-AC 8265
Test Item : Band Edge Data
Test Site : No.3 OATS
Test date : 2016.09.12
Test Mode : Mode 1 SISO A: Transmit (802.11a-6Mbps) -Channel 100 (5500MHz)

RF Radiated Measurement:

	Frequency (MHz)	Correct Factor (dB)	Reading Level (dBμV)	Measure Level (dBμV /m)	Margin (dB)	Limit (dBμV /m)	Result
Horizontal	5467.246	11.801	45.986	57.787	-10.433	68.220	Pass
Horizontal	5470.000	11.838	44.573	56.411	-11.809	68.220	Pass
Horizontal	5503.623	12.194	89.239	101.433	33.213	68.220	Pass

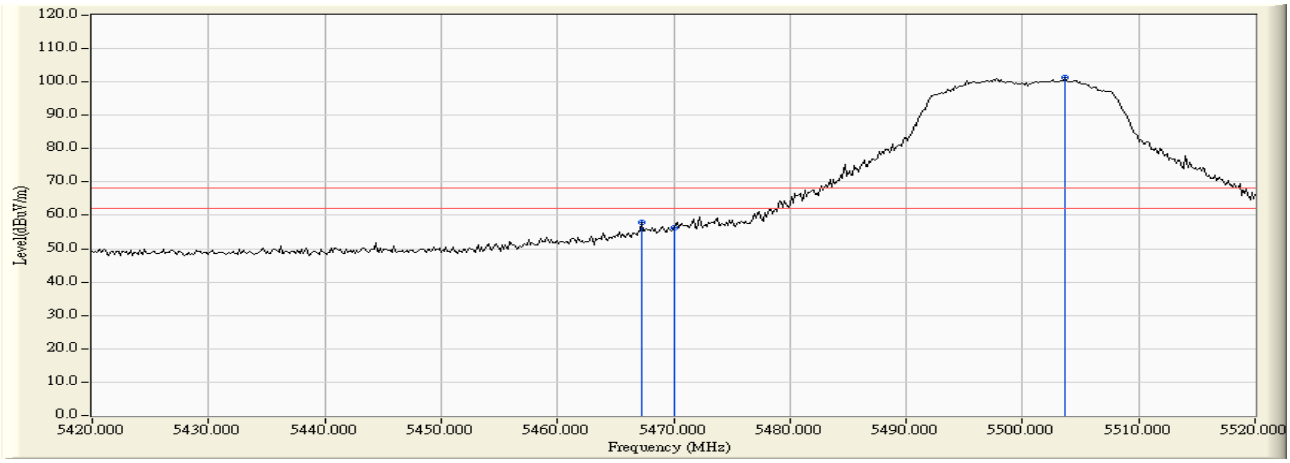

Product	:	Intel® Dual Band Wireless-AC 8265
Test Item	:	Band Edge Data
Test Site	:	No.3 OATS
Test date	:	2016.09.12
Test Mode	:	Mode 1 SISO A: Transmit (802.11a-6Mbps) -Channel 100 (5500MHz)

RF Radiated Measurement:

	Frequency (MHz)	Correct Factor (dB)	Reading Level (dBm)	Measure Level (dBm/m)	Margin (dB)	Limit (dBm/m)	Result
Vertical	5470.000	13.462	54.235	67.697	-0.523	68.220	Pass
Vertical	5502.899	13.639	96.339	109.977	41.757	68.220	Pass

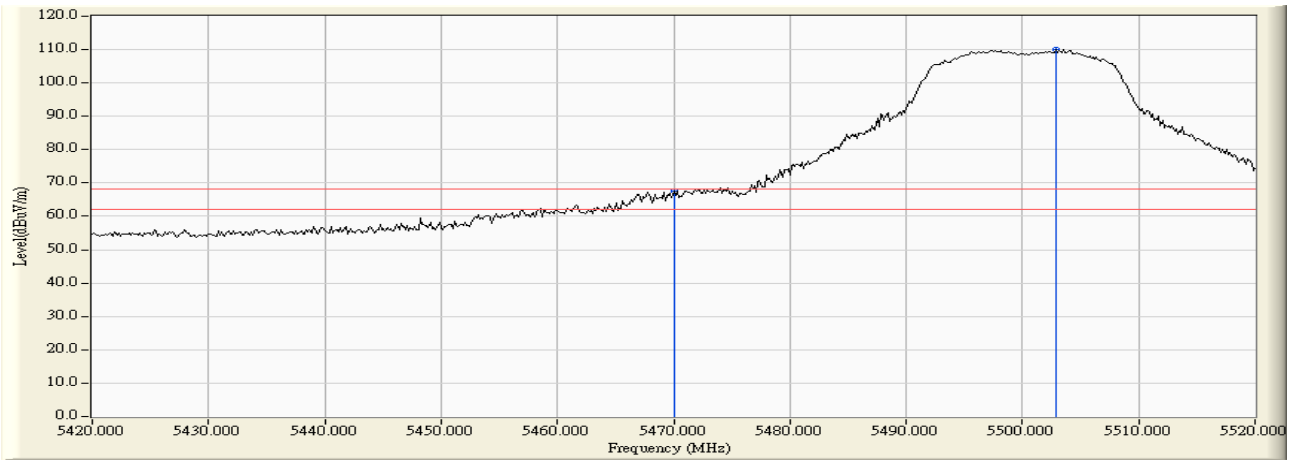

Product	:	Intel® Dual Band Wireless-AC 8265
Test Item	:	Band Edge Data
Test Site	:	No.3 OATS
Test date	:	2016.09.12
Test Mode	:	Mode 1 SISO A: Transmit (802.11a-6Mbps) -Channel 140 (5700MHz)

RF Radiated Measurement:

	Frequency (MHz)	Correct Factor (dB)	Reading Level (dBμV)	Measure Level (dBμV /m)	Margin (dB)	Limit (dBμV /m)	Result
Horizontal	5702.717	11.645	87.578	99.224	31.004	68.220	Pass
Horizontal	5725.000	11.592	41.292	52.884	-15.336	68.220	Pass
Horizontal	5728.891	11.580	43.508	55.088	-13.132	68.220	Pass

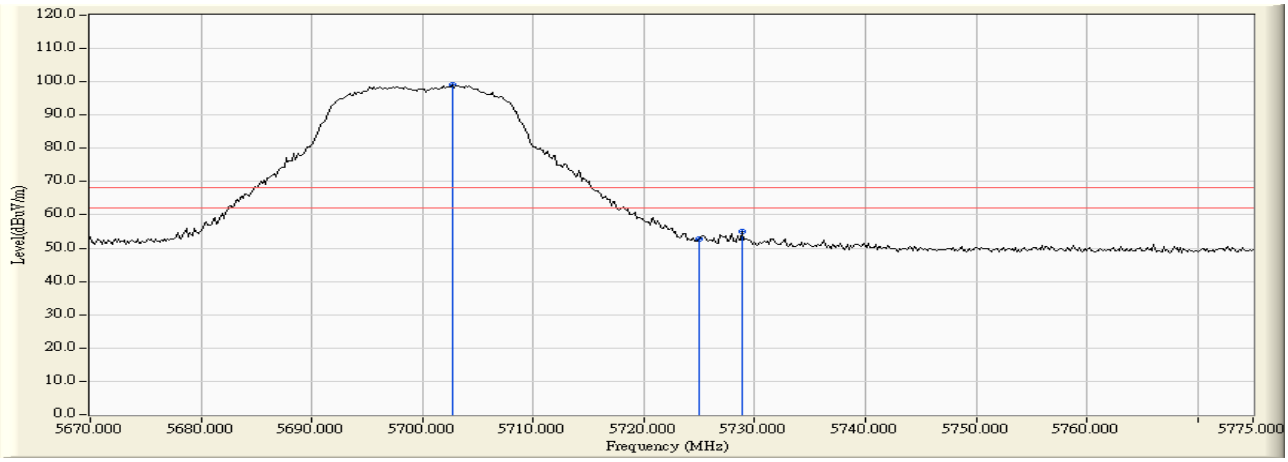

Product	:	Intel® Dual Band Wireless-AC 8265
Test Item	:	Band Edge Data
Test Site	:	No.3 OATS
Test date	:	2016.09.12
Test Mode	:	Mode 1 SISO A: Transmit (802.11a-6Mbps) -Channel 140 (5700MHz)

RF Radiated Measurement:

	Frequency (MHz)	Correct Factor (dB)	Reading Level (dBm)	Measure Level (dBm/m)	Margin (dB)	Limit (dBm/m)	Result
Vertical	5704.087	12.995	95.171	108.166	39.946	68.220	Pass
Vertical	5725.000	12.930	47.856	60.786	-7.434	68.220	Pass
Vertical	5728.283	12.918	49.510	62.429	-5.791	68.220	Pass

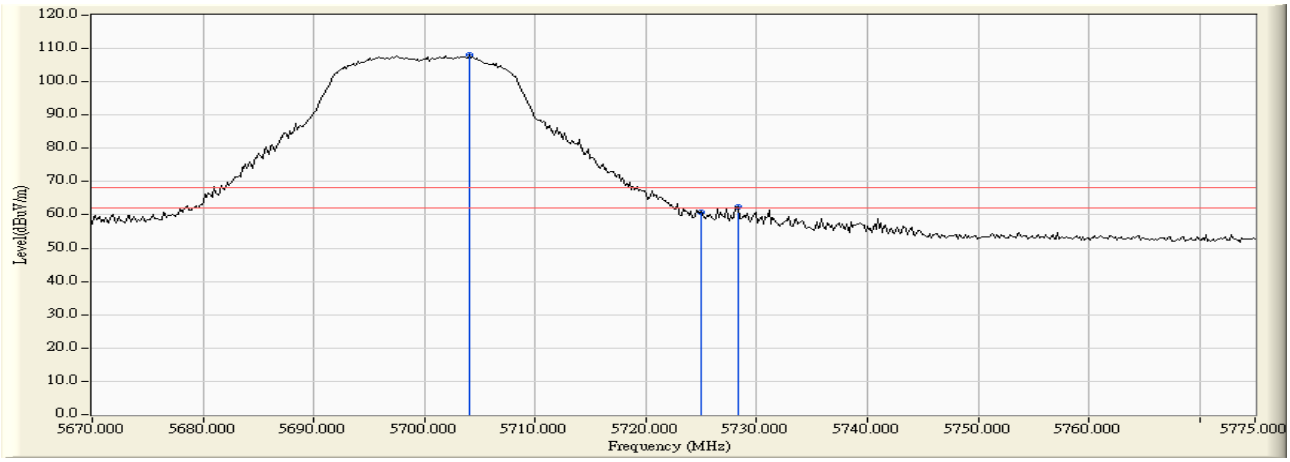

Product	:	Intel® Dual Band Wireless-AC 8265
Test Item	:	Band Edge Data
Test Site	:	No.3 OATS
Test date	:	2016.09.12
Test Mode	:	Mode 1 SISO A: Transmit (802.11a-6Mbps) -Channel 149 (5745MHz)

RF Radiated Measurement:

	Frequency (MHz)	Correct Factor (dB)	Reading Level (dBμV)	Measure Level (dBμV /m)	Margin (dB)	Limit (dBμV /m)	Result
Horizontal	5650.000	11.554	37.839	49.394	-18.826	68.220	Pass
Horizontal	5700.000	11.647	40.578	52.225	-52.975	105.200	Pass
Horizontal	5720.000	11.607	50.690	62.297	-48.503	110.800	Pass
Horizontal	5725.000	11.592	64.003	75.595	-46.605	122.200	Pass
Horizontal	5741.522	11.540	90.647	102.186	-29.014	131.200	Pass

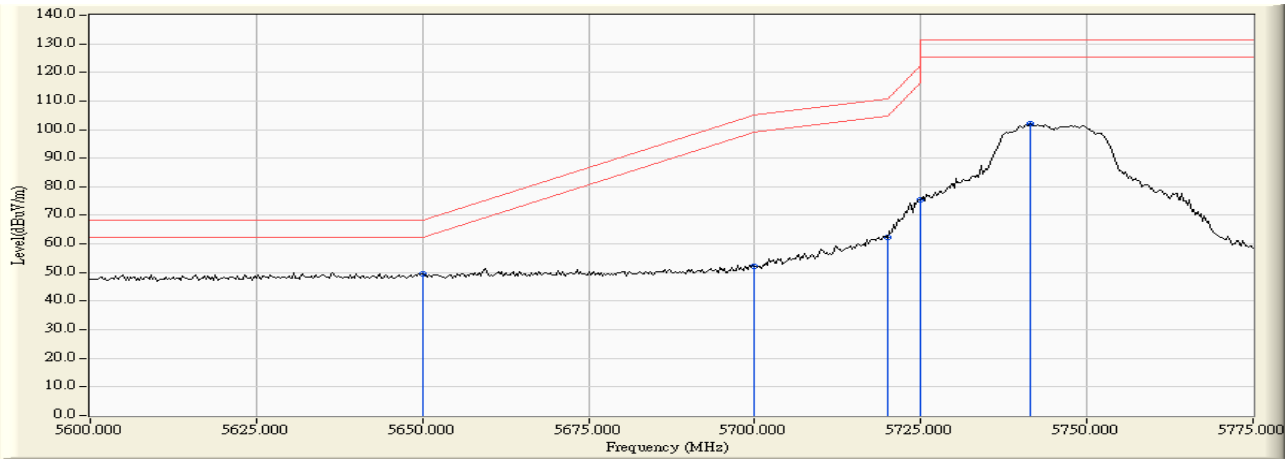

Product : Intel® Dual Band Wireless-AC 8265
Test Item : Band Edge Data
Test Site : No.3 OATS
Test date : 2016.09.12
Test Mode : Mode 1 SISO A: Transmit (802.11a-6Mbps) -Channel 149 (5745MHz)

RF Radiated Measurement:

	Frequency (MHz)	Correct Factor (dB)	Reading Level (dBm)	Measure Level (dBm/m)	Margin (dB)	Limit (dBm/m)	Result
Vertical	5650.000	13.029	41.510	54.539	-13.681	68.220	Pass
Vertical	5696.884	13.009	51.026	64.035	-38.860	102.895	Pass
Vertical	5700.000	13.003	48.332	61.335	-43.865	105.200	Pass
Vertical	5720.000	12.947	59.944	72.891	-37.909	110.800	Pass
Vertical	5724.783	12.932	71.982	84.913	-36.792	121.705	Pass
Vertical	5725.000	12.930	69.999	82.929	-39.271	122.200	Pass
Vertical	5742.790	12.869	97.410	110.278	-20.922	131.200	Pass

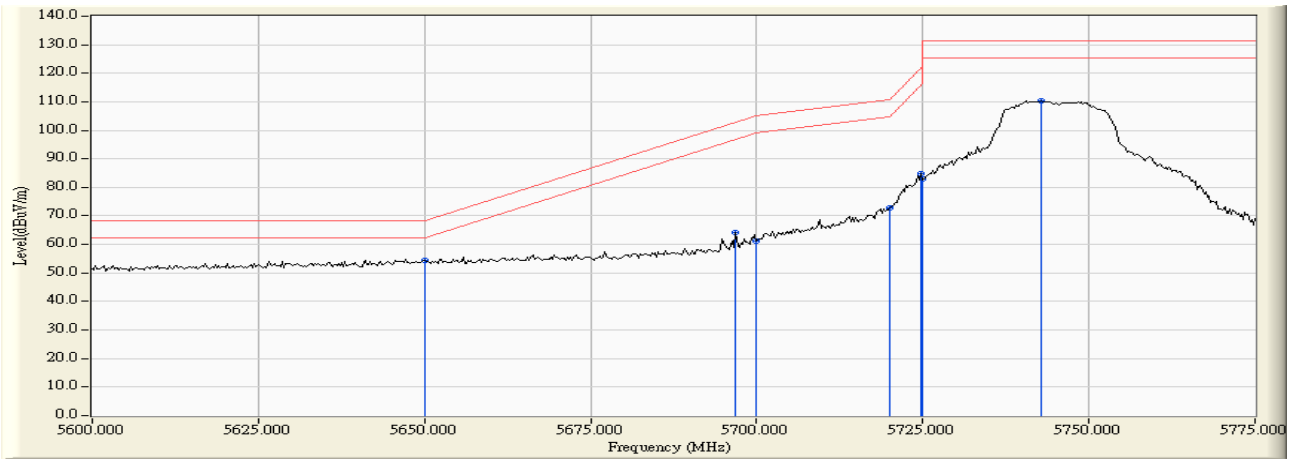

Product : Intel® Dual Band Wireless-AC 8265
Test Item : Band Edge Data
Test Site : No.3 OATS
Test date : 2016.09.12
Test Mode : Mode 1 SISO A: Transmit (802.11a-6Mbps) -Channel 165 (5825MHz)

RF Radiated Measurement:

	Frequency (MHz)	Correct Factor (dB)	Reading Level (dBμV)	Measure Level (dBμV /m)	Margin (dB)	Limit (dBμV /m)	Result
Horizontal	5822.899	11.514	92.614	104.127	-27.073	131.200	Pass
Horizontal	5850.000	11.701	57.152	68.853	-53.347	122.200	Pass
Horizontal	5855.000	11.735	51.997	63.732	-47.068	110.800	Pass
Horizontal	5875.000	11.873	43.149	55.022	-50.178	105.200	Pass
Horizontal	5877.681	11.891	43.554	55.446	-47.770	103.216	Pass
Horizontal	5925.000	12.068	37.244	49.313	-18.887	68.200	Pass
Horizontal	5928.406	12.071	39.151	51.223	-16.977	68.200	Pass

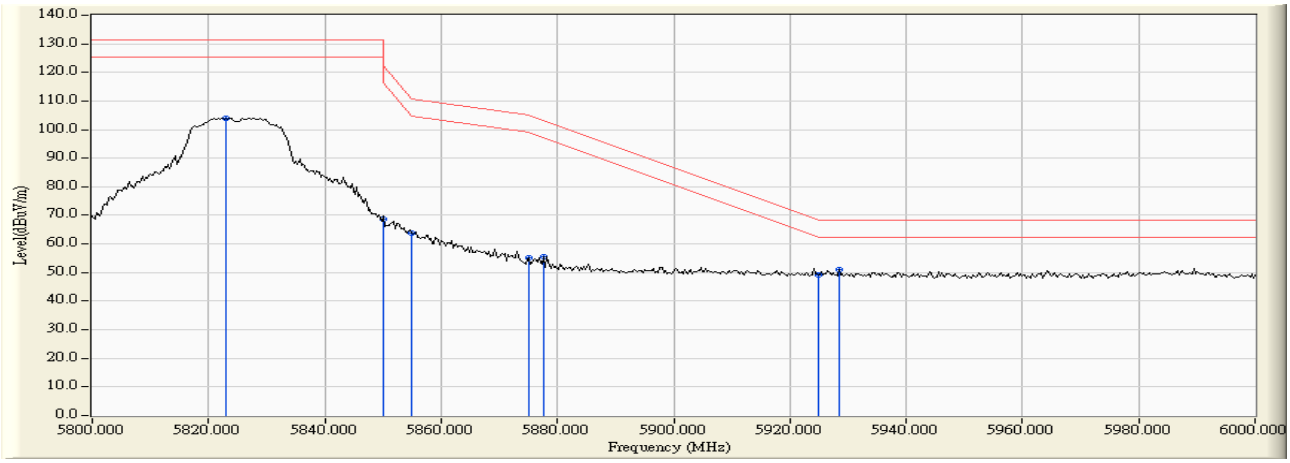

Product : Intel® Dual Band Wireless-AC 8265
Test Item : Band Edge Data
Test Site : No.3 OATS
Test date : 2016.09.12
Test Mode : Mode 1 SISO A: Transmit (802.11a-6Mbps) - Channel 165 (5825MHz)

RF Radiated Measurement:

	Frequency (MHz)	Correct Factor (dB)	Reading Level (dBm)	Measure Level (dBm/m)	Margin (dB)	Limit (dBm/m)	Result
Vertical	5828.696	12.728	97.759	110.488	-20.712	131.200	Pass
Vertical	5850.000	12.774	61.416	74.190	-48.010	122.200	Pass
Vertical	5851.304	12.776	61.733	74.509	-44.718	119.227	Pass
Vertical	5855.000	12.784	57.966	70.750	-40.050	110.800	Pass
Vertical	5875.000	12.825	47.308	60.133	-45.067	105.200	Pass
Vertical	5876.522	12.829	47.672	60.501	-43.573	104.074	Pass
Vertical	5925.000	12.911	39.693	52.604	-15.596	68.200	Pass

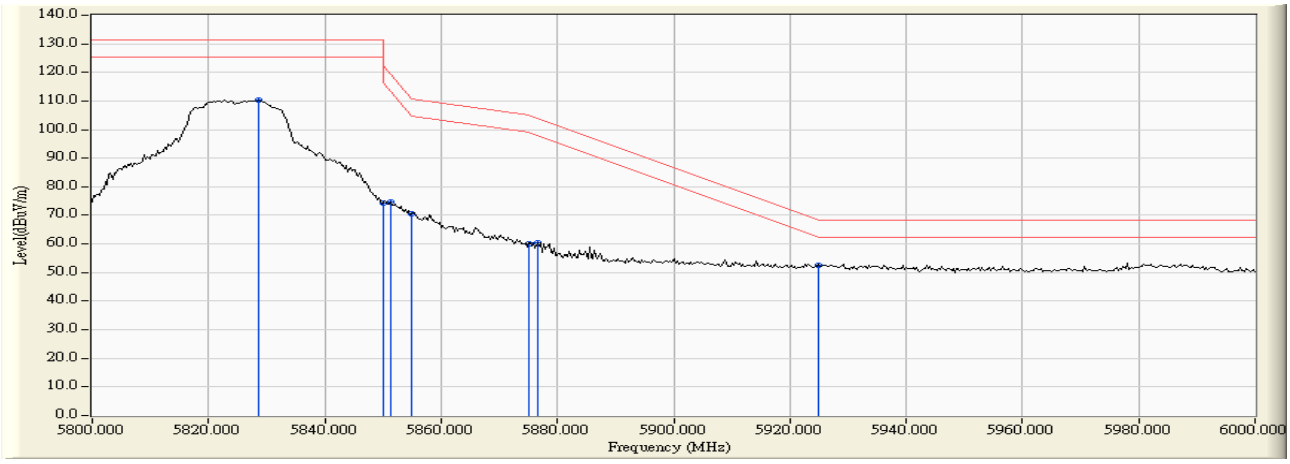

Product	:	Intel® Dual Band Wireless-AC 8265
Test Item	:	Band Edge Data
Test Site	:	No.3 OATS
Test date	:	2016.09.11
Test Mode	:	Mode 1 SISO A: Transmit (802.11n-20BW 7.2Mbps) -Channel 36 (5180MHz)

RF Radiated Measurement (Horizontal):

Channel No.	Frequency (MHz)	Correct Factor (dB)	Reading Level (dBμV)	Emission Level (dBμV/m)	Peak Limit (dBμV/m)	Average Limit (dBμV/m)	Result
36 (Peak)	5147.826	10.476	44.942	55.418	74.00	54.00	Pass
36 (Peak)	5150.000	10.470	42.528	52.999	74.00	54.00	Pass
36 (Peak)	5177.101	10.401	89.433	99.834	--	--	--
36 (Average)	5150.000	10.470	33.528	43.999	74.00	54.00	Pass
36 (Average)	5177.681	10.400	78.332	88.732	--	--	--

Figure Channel 36: Horizontal (Peak)

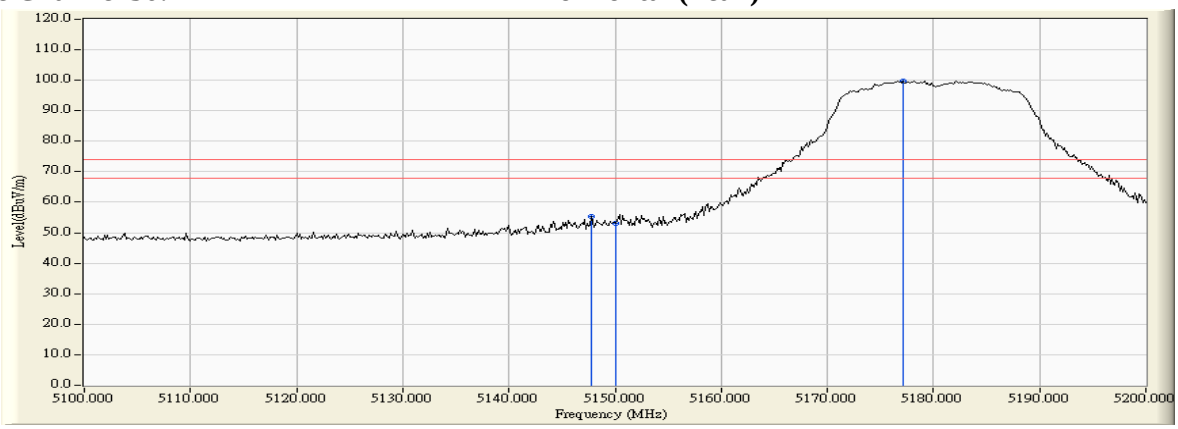

Figure Channel 36: Horizontal (Average)

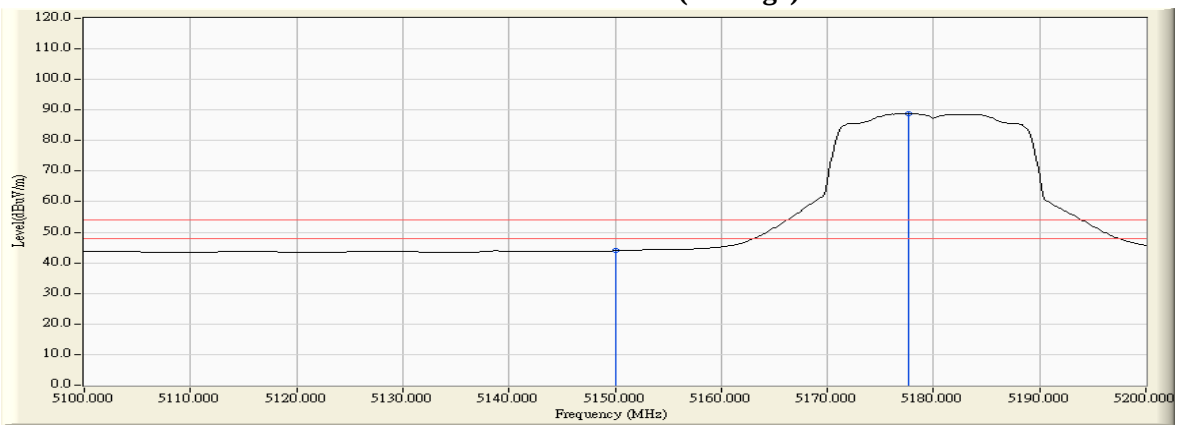

Note:

1. All readings above 1GHz are performed with peak and/or average measurements as necessary.
2. Peak measurements: RBW = 1MHz, VBW = 3 MHz, Sweep: Auto.
3. Average measurements: RBW = 1MHz, VBW = 10 Hz, Sweep: Auto.
4. " * ", means this data is the worst emission level.
5. Measurement Level = Reading Level + Correct Factor.
6. The average measurement was not performed when the peak measured data under the limit of average detection.

Product : Intel® Dual Band Wireless-AC 8265
Test Item : Band Edge Data
Test Site : No.3 OATS
Test date : 2016.09.11
Test Mode : Mode 1 SISO A: Transmit (802.11n-20BW 7.2Mbps) -Channel 36 (5180MHz)

RF Radiated Measurement (Vertical):

Channel No.	Frequency (MHz)	Correct Factor (dB)	Reading Level (dBμV)	Emission Level (dBμV/m)	Peak Limit (dBμV/m)	Average Limit (dBμV/m)	Result
36 (Peak)	5144.638	12.371	53.522	65.892	74.00	54.00	Pass
36 (Peak)	5150.000	12.390	51.780	64.170	74.00	54.00	Pass
36 (Peak)	5177.246	12.491	96.173	108.664	--	--	--
36 (Average)	5150.000	12.390	36.152	48.542	74.00	54.00	Pass
36 (Average)	5177.391	12.492	84.788	97.280	--	--	--

Figure Channel 36: Vertical (Peak)

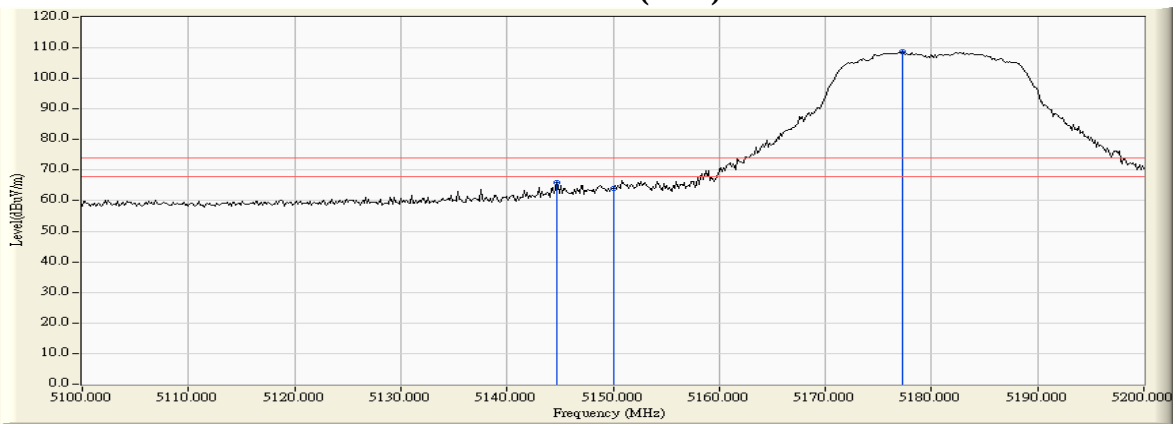

Figure Channel 36: Vertical (Average)

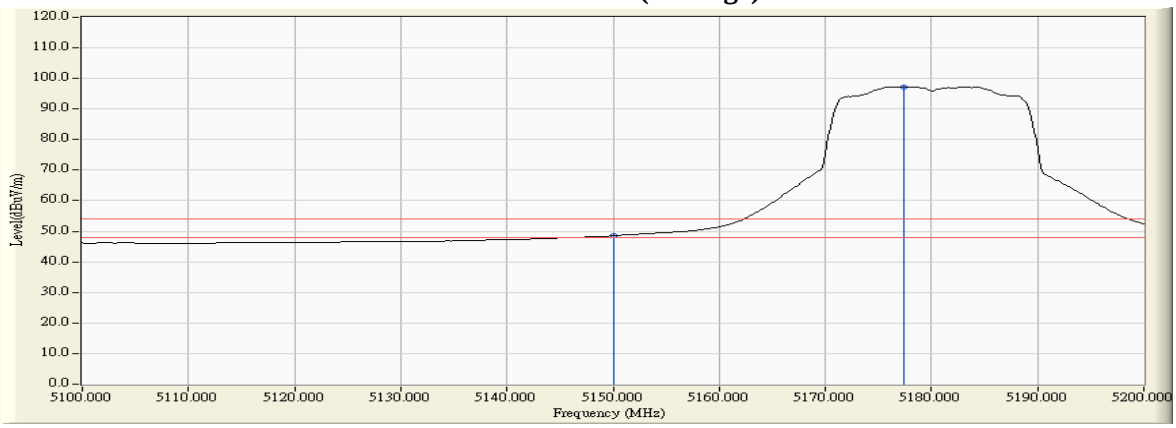

Note:

1. All readings above 1GHz are performed with peak and/or average measurements as necessary.
2. Peak measurements: RBW = 1MHz, VBW = 3 MHz, Sweep: Auto.
3. Average measurements: RBW = 1MHz, VBW = 10 Hz, Sweep: Auto.
4. " * ", means this data is the worst emission level.
5. Measurement Level = Reading Level + Correct Factor.
6. The average measurement was not performed when the peak measured data under the limit of average detection.

Product	:	Intel® Dual Band Wireless-AC 8265
Test Item	:	Band Edge Data
Test Site	:	No.3 OATS
Test date	:	2016.09.11
Test Mode	:	Mode 1 SISO A: Transmit (802.11n-20BW 7.2Mbps) -Channel 64 (5320MHz)

RF Radiated Measurement (Horizontal):

Channel No.	Frequency (MHz)	Correct Factor (dB)	Reading Level (dBμV)	Emission Level (dBμV/m)	Peak Limit (dBμV/m)	Arerage Limit (dBμV/m)	Result
64 (Peak)	5317.101	11.108	87.669	98.777	--	--	--
64 (Peak)	5350.000	11.024	41.643	52.667	74.00	54.00	Pass
64 (Peak)	5351.014	11.022	41.994	53.016	74.00	54.00	Pass
64 (Average)	5316.522	11.110	76.214	87.324	--	--	--
64 (Average)	5350.000	11.024	26.972	37.996	74.00	54.00	Pass

Figure Channel 64: Horizontal (Peak)

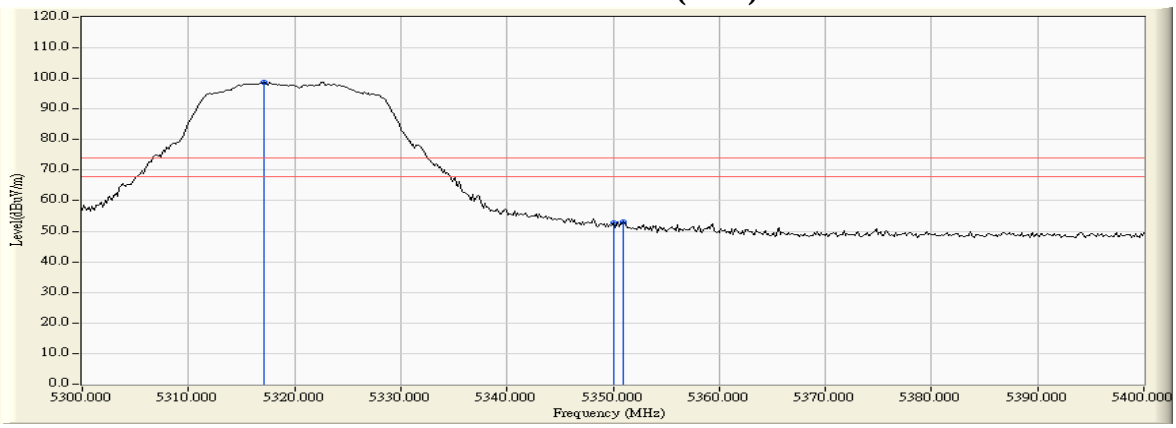

Figure Channel 64: Horizontal (Average)

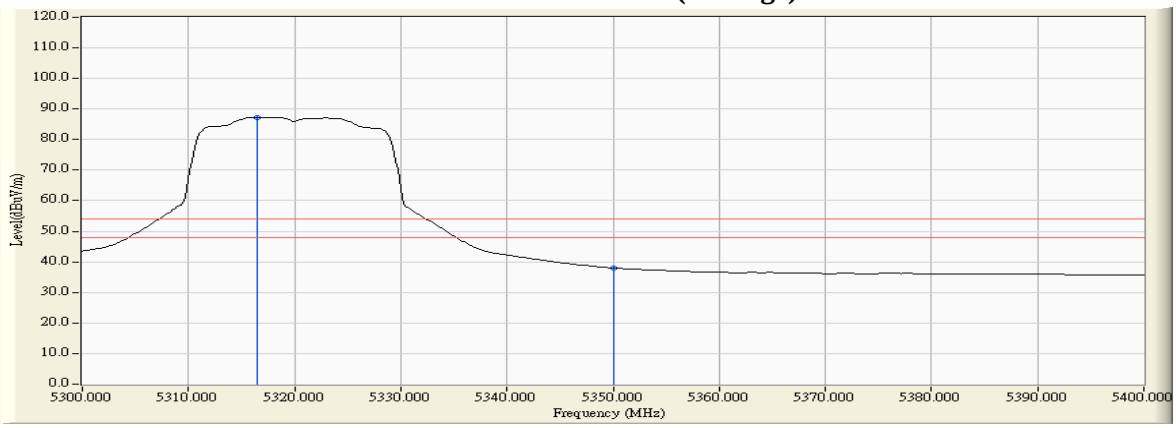

Note:

1. All readings above 1GHz are performed with peak and/or average measurements as necessary.
2. Peak measurements: RBW = 1MHz, VBW = 3 MHz, Sweep: Auto.
3. Average measurements: RBW = 1MHz, VBW = 10 Hz, Sweep: Auto.
4. " * ", means this data is the worst emission level.
5. Measurement Level = Reading Level + Correct Factor.
6. The average measurement was not performed when the peak measured data under the limit of average detection.

Product : Intel® Dual Band Wireless-AC 8265
Test Item : Band Edge Data
Test Site : No.3 OATS
Test date : 2016.09.11
Test Mode : Mode 1 SISO A: Transmit (802.11n-20BW 7.2Mbps) -Channel 64 (5320MHz)

RF Radiated Measurement (Vertical):

Channel No.	Frequency (MHz)	Correct Factor (dB)	Reading Level (dBμV)	Emission Level (dBμV/m)	Peak Limit (dBμV/m)	Arerage Limit (dBμV/m)	Result
64 (Peak)	5322.029	13.016	94.423	107.439	--	--	--
64 (Peak)	5350.000	12.999	46.928	59.927	74.00	54.00	Pass
64 (Peak)	5359.710	12.992	48.540	61.532	74.00	54.00	Pass
64 (Average)	5317.101	13.020	83.062	96.082	--	--	--
64 (Average)	5350.000	12.999	31.523	44.522	74.00	54.00	Pass

Figure Channel 64: Vertical (Peak)

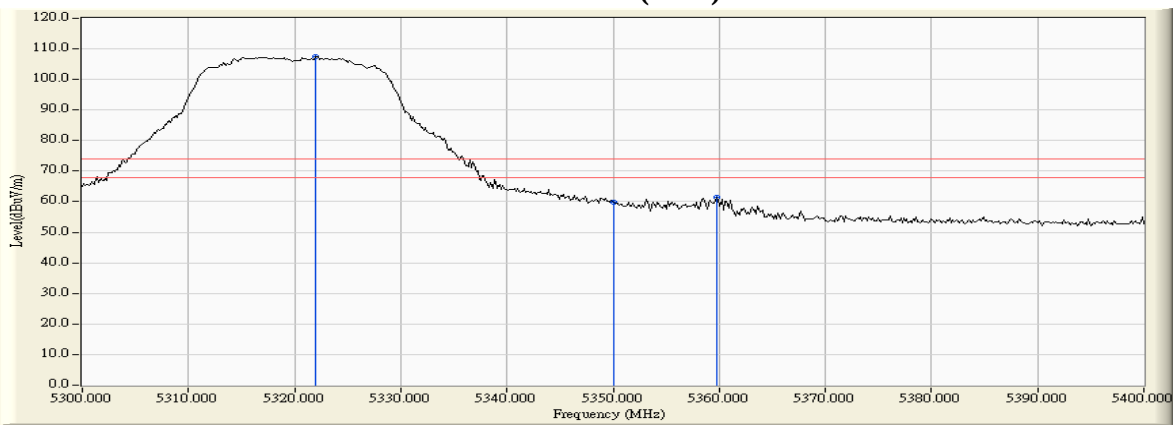

Figure Channel 64: Vertical (Average)

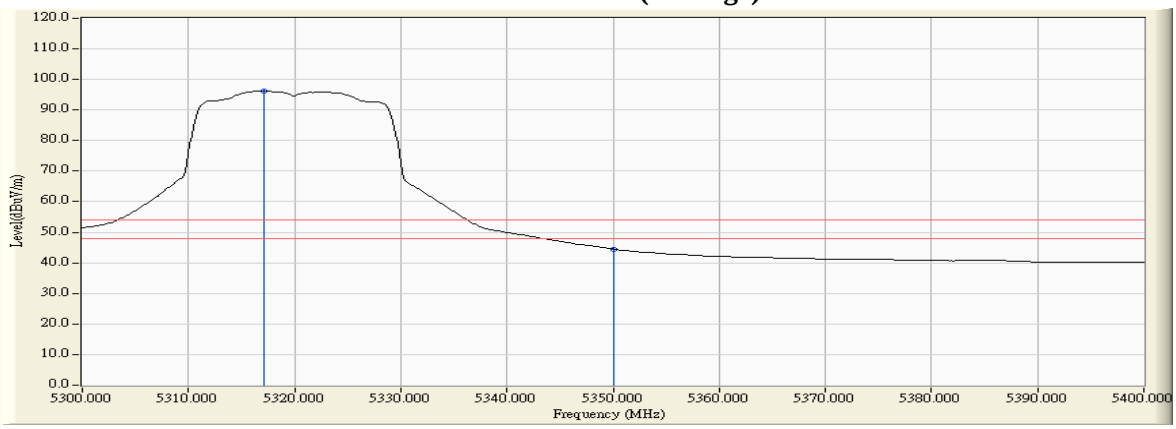

Note:

1. All readings above 1GHz are performed with peak and/or average measurements as necessary.
2. Peak measurements: RBW = 1MHz, VBW = 3 MHz, Sweep: Auto.
3. Average measurements: RBW = 1MHz, VBW = 10 Hz, Sweep: Auto.
4. " * ", means this data is the worst emission level.
5. Measurement Level = Reading Level + Correct Factor.
6. The average measurement was not performed when the peak measured data under the limit of average detection.

Product : Intel® Dual Band Wireless-AC 8265
Test Item : Band Edge Data
Test Site : No.3 OATS
Test date : 2016.09.11
Test Mode : Mode 1 SISO A: Transmit (802.11n-20BW 7.2Mbps) -Channel 100 (5500MHz)

RF Radiated Measurement (Horizontal):

Channel No.	Frequency (MHz)	Correct Factor (dB)	Reading Level (dBμV)	Emission Level (dBμV/m)	Peak Limit (dBμV/m)	Arerage Limit (dBμV/m)	Result
100 (Peak)	5459.275	11.692	40.863	52.556	74.00	54.00	Pass
100 (Peak)	5460.000	11.703	38.363	50.066	74.00	54.00	Pass
100 (Peak)	5502.754	12.188	87.226	99.414	--	--	--
100 (Average)	5448.406	11.547	25.822	37.369	74.00	54.00	Pass
100 (Average)	5460.000	11.703	25.523	37.226	74.00	54.00	Pass
100 (Average)	5497.101	12.149	75.872	88.020	--	--	--

Figure Channel 100: Horizontal (Peak)

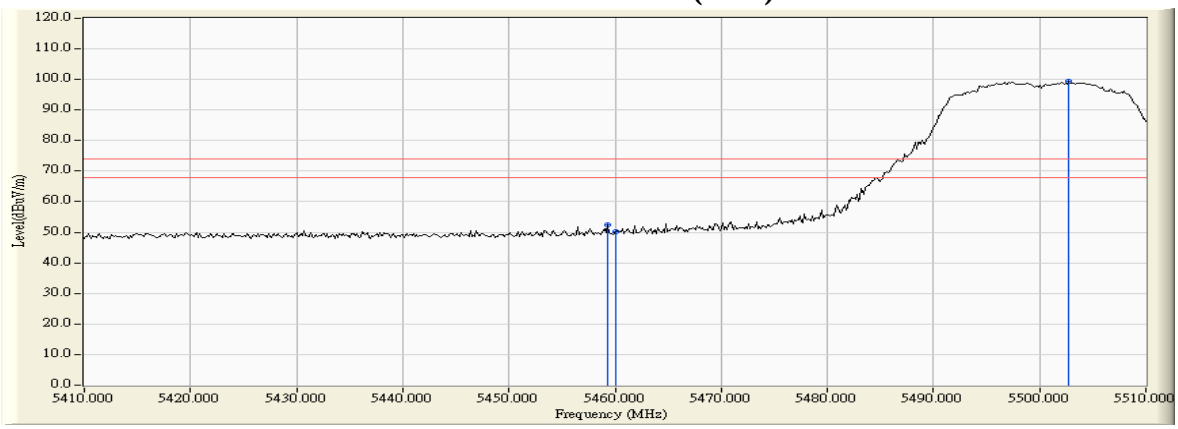

Figure Channel 100: Horizontal (Average)

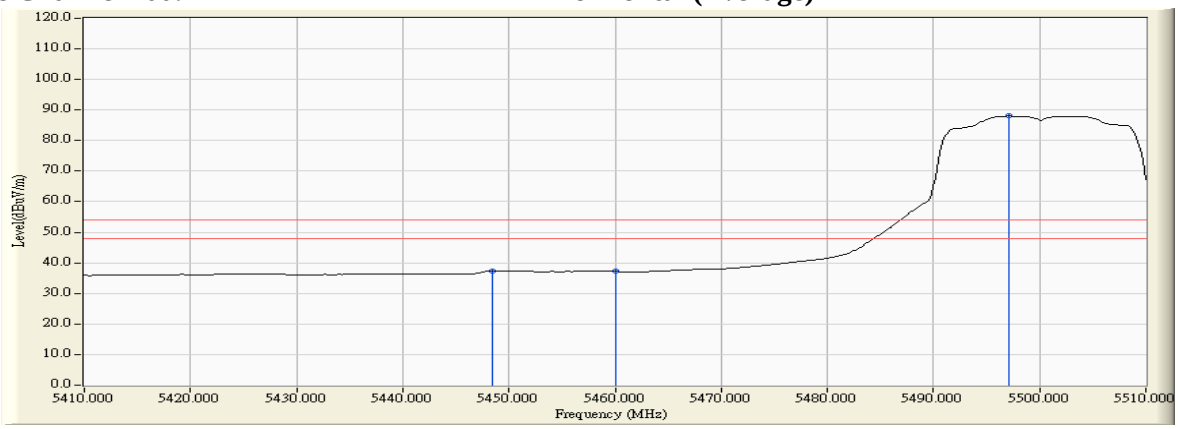

Note:

1. All readings above 1GHz are performed with peak and/or average measurements as necessary.
2. Peak measurements: RBW = 1MHz, VBW = 3 MHz, Sweep: Auto.
3. Average measurements: RBW = 1MHz, VBW = 10 Hz, Sweep: Auto.
4. " * ", means this data is the worst emission level.
5. Measurement Level = Reading Level + Correct Factor.
6. The average measurement was not performed when the peak measured data under the limit of average detection.

Product : Intel® Dual Band Wireless-AC 8265
Test Item : Band Edge Data
Test Site : No.3 OATS
Test date : 2016.09.11
Test Mode : Mode 1 SISO A: Transmit (802.11n-20BW 7.2Mbps) -Channel 100 (5500MHz)

RF Radiated Measurement (Vertical):

Channel No.	Frequency (MHz)	Correct Factor (dB)	Reading Level (dBμV)	Emission Level (dBμV/m)	Peak Limit (dBμV/m)	Arerage Limit (dBμV/m)	Result
100 (Peak)	5458.986	13.383	46.985	60.367	74.00	54.00	Pass
100 (Peak)	5460.000	13.390	44.696	58.086	74.00	54.00	Pass
100 (Peak)	5502.754	13.638	95.258	108.896	--	--	--
100 (Average)	5459.275	13.384	29.370	42.754	74.00	54.00	Pass
100 (Average)	5460.000	13.390	29.324	42.714	74.00	54.00	Pass
100 (Average)	5496.957	13.620	83.716	97.336	--	--	--

Figure Channel 100: Vertical (Peak)

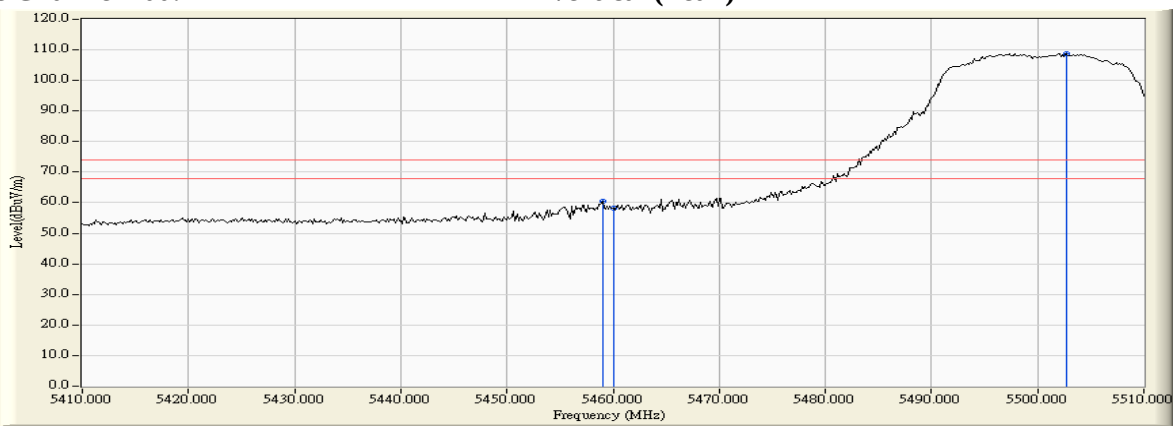

Figure Channel 100: Vertical (Average)

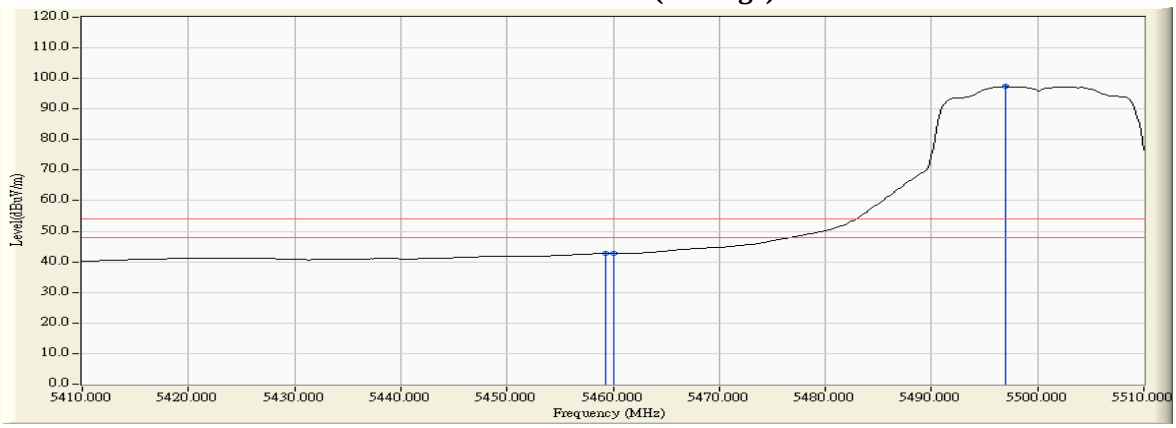

Note:

1. All readings above 1GHz are performed with peak and/or average measurements as necessary.
2. Peak measurements: RBW = 1MHz, VBW = 3 MHz, Sweep: Auto.
3. Average measurements: RBW = 1MHz, VBW = 10 Hz, Sweep: Auto.
4. " * ", means this data is the worst emission level.
5. Measurement Level = Reading Level + Correct Factor.
6. The average measurement was not performed when the peak measured data under the limit of average detection.

Product	:	Intel® Dual Band Wireless-AC 8265
Test Item	:	Band Edge Data
Test Site	:	No.3 OATS
Test date	:	2016.09.12
Test Mode	:	Mode 1 SISO A: Transmit (802.11n-20BW 7.2Mbps) -Channel 100 (5500MHz)

RF Radiated Measurement:

	Frequency (MHz)	Correct Factor (dB)	Reading Level (dBμV)	Measure Level (dBμV /m)	Margin (dB)	Limit (dBμV /m)	Result
Horizontal	5468.696	11.822	39.943	51.764	-16.456	68.220	Pass
Horizontal	5470.000	11.838	39.292	51.130	-17.090	68.220	Pass
Horizontal	5498.986	12.162	87.009	99.171	30.951	68.220	Pass

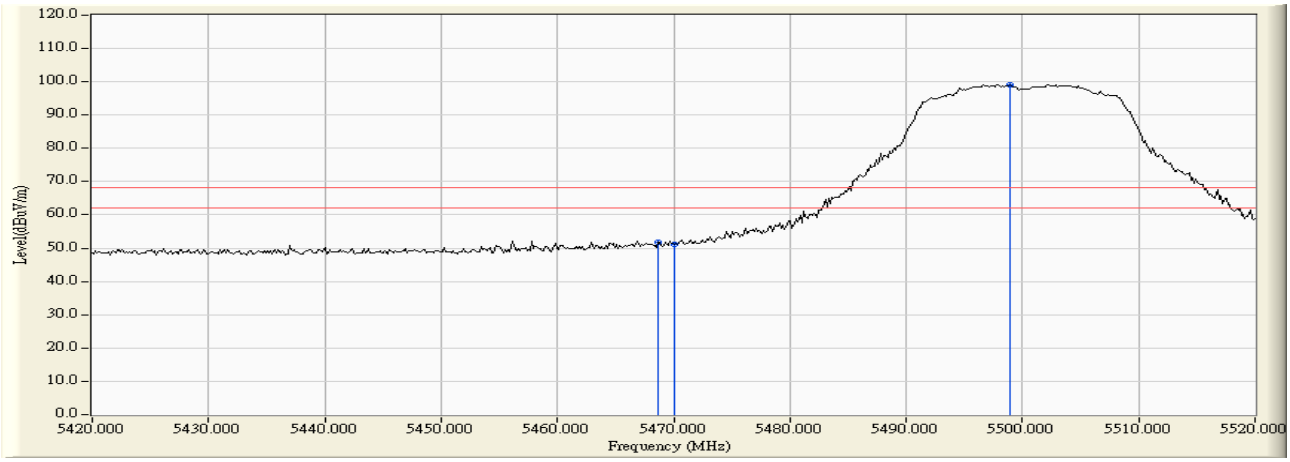

Product	:	Intel® Dual Band Wireless-AC 8265
Test Item	:	Band Edge Data
Test Site	:	No.3 OATS
Test date	:	2016.09.12
Test Mode	:	Mode 1 SISO A: Transmit (802.11n-20BW 7.2Mbps) -Channel 100 (5500MHz)

RF Radiated Measurement:

	Frequency (MHz)	Correct Factor (dB)	Reading Level (dBμV)	Measure Level (dBμV /m)	Margin (dB)	Limit (dBμV /m)	Result
Vertical	5468.551	13.451	48.702	62.153	-6.067	68.220	Pass
Vertical	5470.000	13.462	46.019	59.481	-8.739	68.220	Pass
Vertical	5496.667	13.620	94.584	108.203	39.983	68.220	Pass

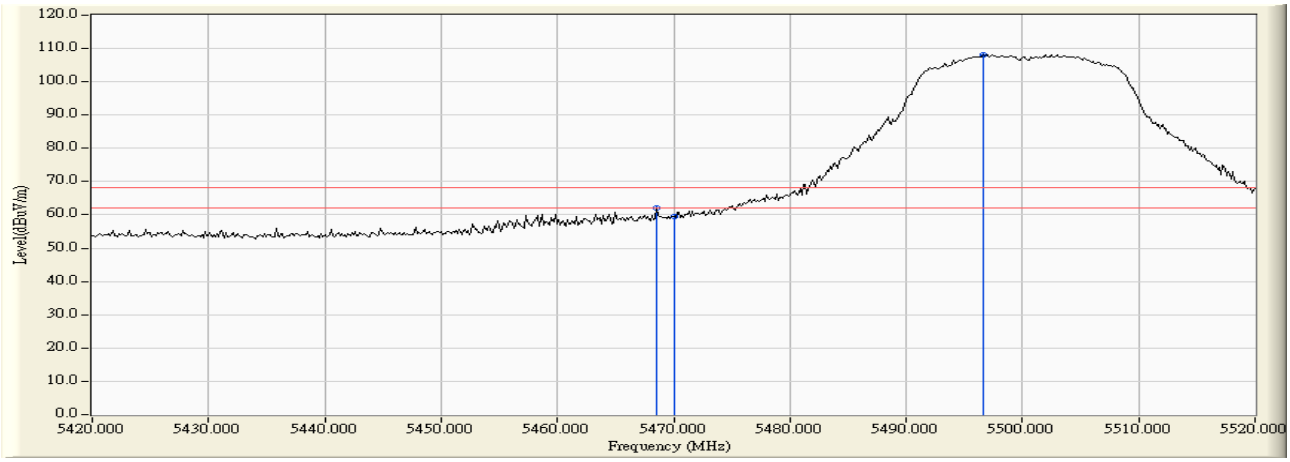

Product	:	Intel® Dual Band Wireless-AC 8265
Test Item	:	Band Edge Data
Test Site	:	No.3 OATS
Test date	:	2016.09.12
Test Mode	:	Mode 1 SISO A: Transmit (802.11n-20BW 7.2Mbps) -Channel 140 (5700MHz)

RF Radiated Measurement:

	Frequency (MHz)	Correct Factor (dB)	Reading Level (dBμV)	Measure Level (dBμV /m)	Margin (dB)	Limit (dBμV /m)	Result
Horizontal	5702.717	11.645	85.960	97.606	29.386	68.220	Pass
Horizontal	5725.000	11.592	38.831	50.423	-17.797	68.220	Pass
Horizontal	5726.304	11.588	41.199	52.787	-15.433	68.220	Pass

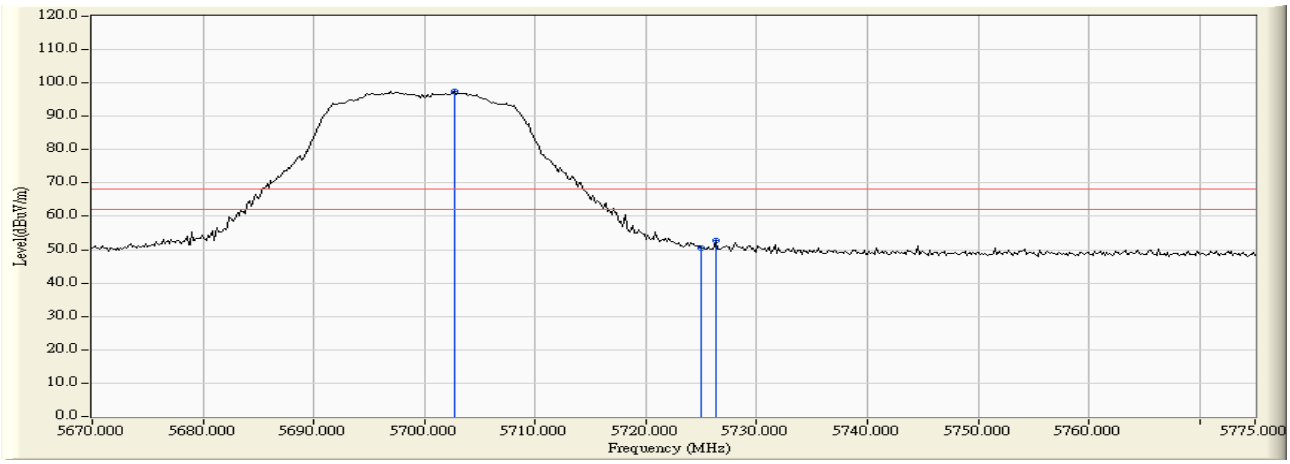

Product	:	Intel® Dual Band Wireless-AC 8265
Test Item	:	Band Edge Data
Test Site	:	No.3 OATS
Test date	:	2016.09.12
Test Mode	:	Mode 1 SISO A: Transmit (802.11n-20BW 7.2Mbps) - Channel 140 (5700MHz)

RF Radiated Measurement:

	Frequency (MHz)	Correct Factor (dB)	Reading Level (dBμV)	Measure Level (dBμV /m)	Margin (dB)	Limit (dBμV /m)	Result
Vertical	5702.565	12.998	93.363	106.361	38.141	68.220	Pass
Vertical	5725.000	12.930	45.158	58.088	-10.132	68.220	Pass
Vertical	5727.065	12.923	46.818	59.741	-8.479	68.220	Pass

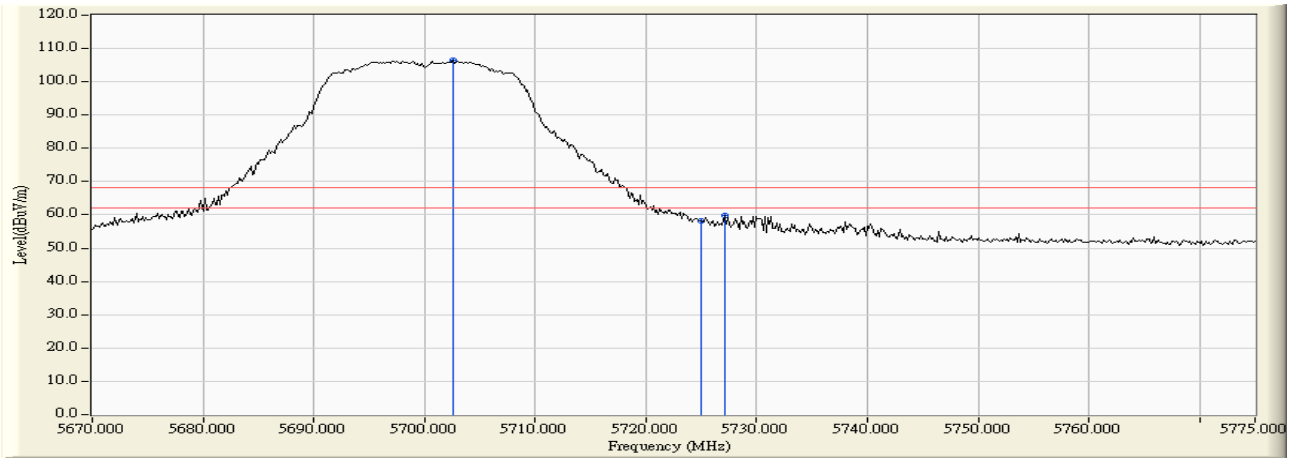

Product : Intel® Dual Band Wireless-AC 8265
Test Item : Band Edge Data
Test Site : No.3 OATS
Test date : 2016.09.12
Test Mode : Mode 1 SISO A: Transmit (802.11n-20BW 7.2Mbps) -Channel 149 (5745MHz)

RF Radiated Measurement:

	Frequency (MHz)	Correct Factor (dB)	Reading Level (dBμV)	Measure Level (dBμV /m)	Margin (dB)	Limit (dBμV /m)	Result
Horizontal	5645.399	11.544	38.942	50.486	-17.734	68.220	Pass
Horizontal	5650.000	11.554	37.178	48.733	-19.487	68.220	Pass
Horizontal	5698.659	11.648	43.543	55.191	-49.017	104.208	Pass
Horizontal	5700.000	11.647	42.761	54.408	-50.792	105.200	Pass
Horizontal	5720.000	11.607	56.077	67.684	-43.116	110.800	Pass
Horizontal	5725.000	11.592	66.283	77.875	-44.325	122.200	Pass
Horizontal	5742.029	11.538	90.848	102.386	-28.814	131.200	Pass

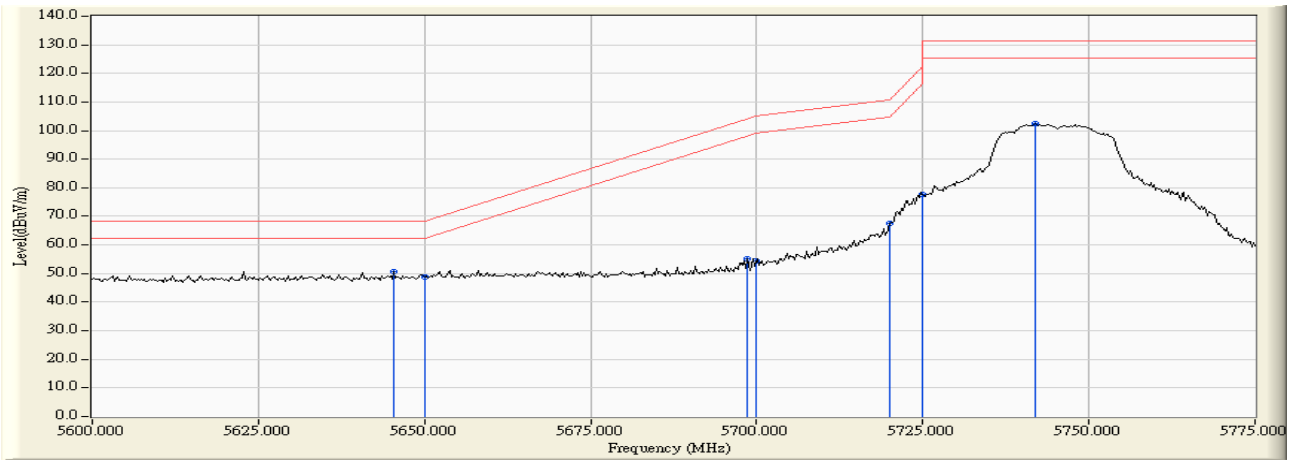

Product : Intel® Dual Band Wireless-AC 8265
Test Item : Band Edge Data
Test Site : No.3 OATS
Test date : 2016.09.12
Test Mode : Mode 1 SISO A: Transmit (802.11n-20BW 7.2Mbps) -Channel 149 (5745MHz)

RF Radiated Measurement:

	Frequency (MHz)	Correct Factor (dB)	Reading Level (dBμV)	Measure Level (dBμV /m)	Margin (dB)	Limit (dBμV /m)	Result
Vertical	5641.594	13.030	41.865	54.896	-13.324	68.220	Pass
Vertical	5650.000	13.029	40.299	53.328	-14.892	68.220	Pass
Vertical	5699.420	13.005	51.456	64.460	-40.311	104.771	Pass
Vertical	5700.000	13.003	50.378	63.381	-41.819	105.200	Pass
Vertical	5720.000	12.947	62.368	75.315	-35.485	110.800	Pass
Vertical	5725.000	12.930	73.382	86.312	-35.888	122.200	Pass
Vertical	5742.029	12.871	97.414	110.285	-20.915	131.200	Pass

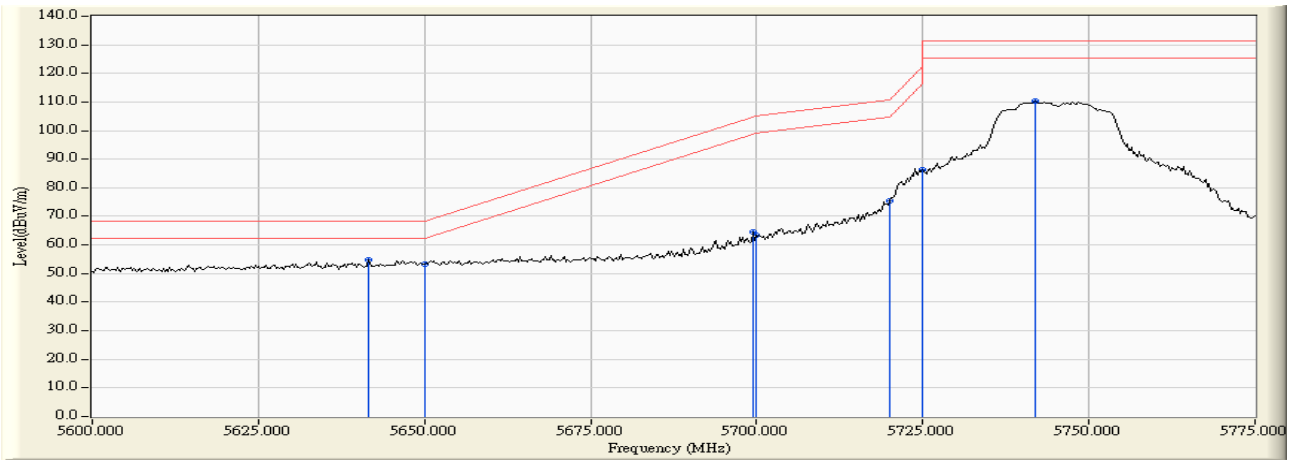

Product : Intel® Dual Band Wireless-AC 8265
Test Item : Band Edge Data
Test Site : No.3 OATS
Test date : 2016.09.12
Test Mode : Mode 1 SISO A: Transmit (802.11n-20BW 7.2Mbps) -Channel 165 (5825MHz)

RF Radiated Measurement:

	Frequency (MHz)	Correct Factor (dB)	Reading Level (dBμV)	Measure Level (dBμV /m)	Margin (dB)	Limit (dBμV /m)	Result
Horizontal	5826.087	11.535	90.693	102.228	-28.972	131.200	Pass
Horizontal	5850.000	11.701	57.161	68.862	-53.338	122.200	Pass
Horizontal	5851.594	11.711	57.053	68.765	-49.801	118.566	Pass
Horizontal	5855.000	11.735	52.887	64.622	-46.178	110.800	Pass
Horizontal	5855.652	11.740	53.457	65.197	-45.420	110.617	Pass
Horizontal	5875.000	11.873	44.250	56.123	-49.077	105.200	Pass
Horizontal	5925.000	12.068	36.747	48.816	-19.384	68.200	Pass
Horizontal	5928.116	12.072	38.164	50.236	-17.964	68.200	Pass

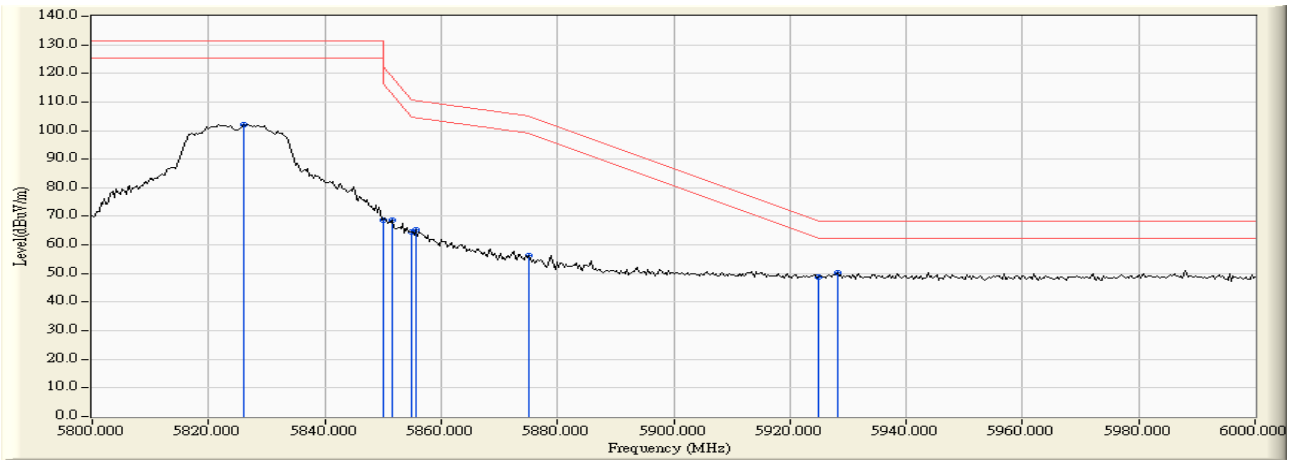

Product : Intel® Dual Band Wireless-AC 8265
Test Item : Band Edge Data
Test Site : No.3 OATS
Test date : 2016.09.12
Test Mode : Mode 1 SISO A: Transmit (802.11n-20BW 7.2Mbps) -Channel 165 (5825MHz)

RF Radiated Measurement:

	Frequency (MHz)	Correct Factor (dB)	Reading Level (dBμV)	Measure Level (dBμV /m)	Margin (dB)	Limit (dBμV /m)	Result
Vertical	5827.246	12.726	97.328	110.054	-21.146	131.200	Pass
Vertical	5850.000	12.774	64.849	77.623	-44.577	122.200	Pass
Vertical	5855.000	12.784	59.612	72.396	-38.404	110.800	Pass
Vertical	5875.000	12.825	49.771	62.596	-42.604	105.200	Pass
Vertical	5925.000	12.911	39.003	51.914	-16.286	68.200	Pass
Vertical	5944.638	12.938	39.670	52.608	-15.592	68.200	Pass

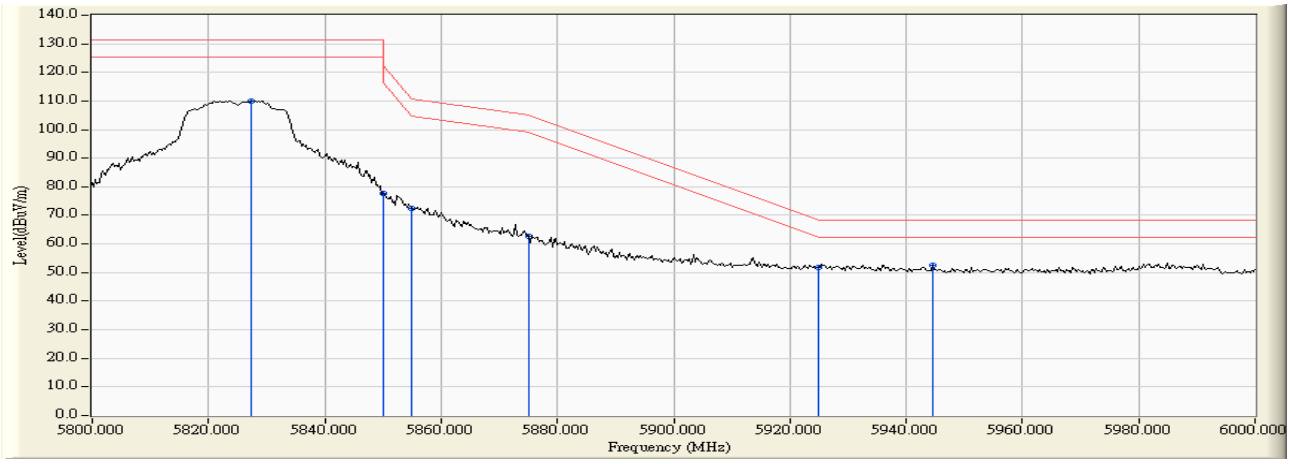

Product	:	Intel® Dual Band Wireless-AC 8265
Test Item	:	Band Edge Data
Test Site	:	No.3 OATS
Test date	:	2016.09.11
Test Mode	:	Mode 1 SISO A: Transmit (802.11n-40BW 15Mbps) -Channel 38 (5190MHz)

RF Radiated Measurement (Horizontal):

Channel No.	Frequency (MHz)	Correct Factor (dB)	Reading Level (dBμV)	Emission Level (dBμV/m)	Peak Limit (dBμV/m)	Average Limit (dBμV/m)	Result
38 (Peak)	5149.710	10.472	44.824	55.295	74.00	54.00	Pass
38 (Peak)	5150.000	10.470	44.048	54.519	74.00	54.00	Pass
38 (Peak)	5179.130	10.396	87.070	97.466	--	--	--
38 (Average)	5150.000	10.470	34.054	44.525	74.00	54.00	Pass
38 (Average)	5186.667	10.378	75.185	85.562	--	--	--

Figure Channel 38: Horizontal (Peak)

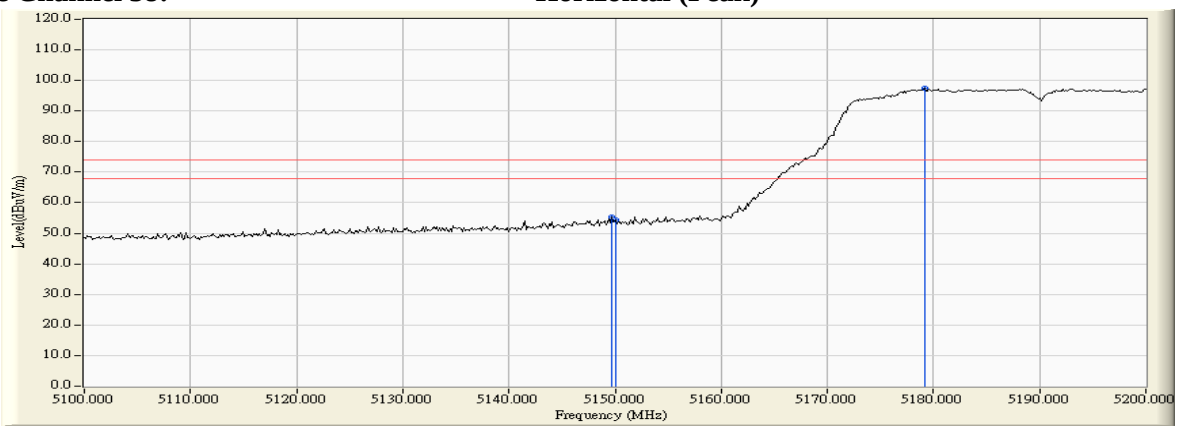

Figure Channel 38: Horizontal (Average)

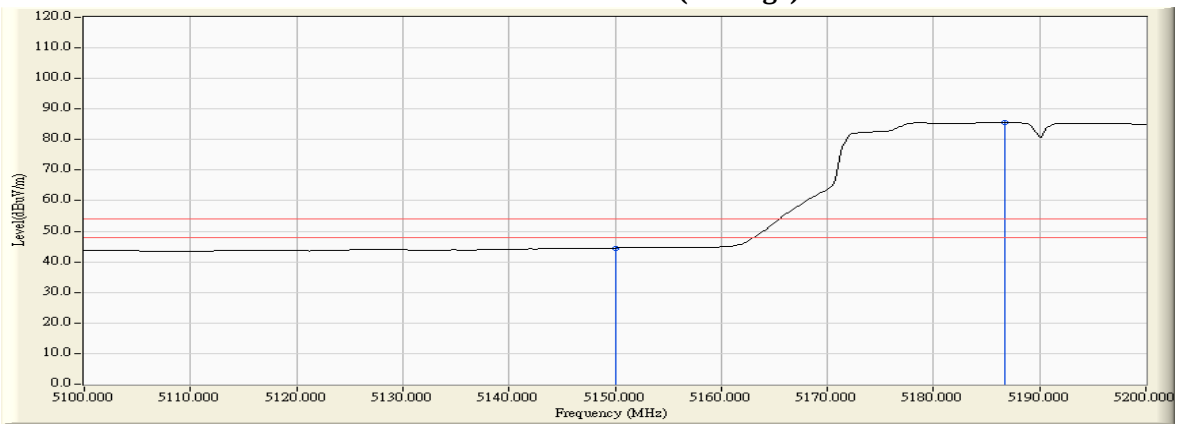

Note:

1. All readings above 1GHz are performed with peak and/or average measurements as necessary.
2. Peak measurements: RBW = 1MHz, VBW = 3 MHz, Sweep: Auto.
3. Average measurements: RBW = 1MHz, VBW = 10 Hz, Sweep: Auto.
4. " * ", means this data is the worst emission level.
5. Measurement Level = Reading Level + Correct Factor.
6. The average measurement was not performed when the peak measured data under the limit of average detection.

Product	:	Intel® Dual Band Wireless-AC 8265
Test Item	:	Band Edge Data
Test Site	:	No.3 OATS
Test date	:	2016.09.11
Test Mode	:	Mode 1 SISO A: Transmit (802.11n-40BW 15Mbps) -Channel 38 (5190MHz)

RF Radiated Measurement (Vertical):

Channel No.	Frequency (MHz)	Correct Factor (dB)	Reading Level (dBμV)	Emission Level (dBμV/m)	Peak Limit (dBμV/m)	Average Limit (dBμV/m)	Result
38 (Peak)	5149.130	12.387	53.266	65.653	74.00	54.00	Pass
38 (Peak)	5150.000	12.390	52.959	65.349	74.00	54.00	Pass
38 (Peak)	5179.130	12.498	94.399	106.897	--	--	--
38 (Average)	5150.000	12.390	38.525	50.915	74.00	54.00	Pass
38 (Average)	5198.696	12.561	82.193	94.754	--	--	--

Figure Channel 38: Vertical (Peak)

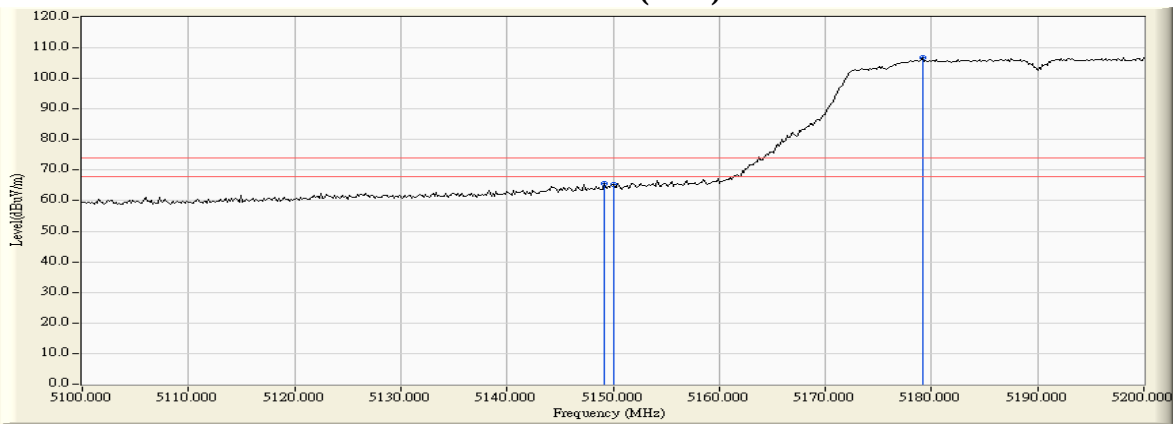

Figure Channel 38: Vertical (Average)

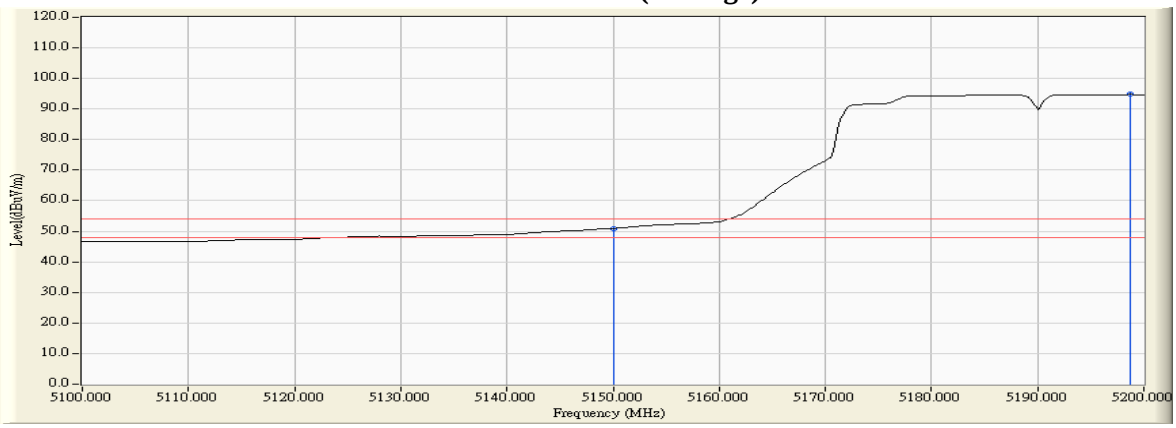

Note:

1. All readings above 1GHz are performed with peak and/or average measurements as necessary.
2. Peak measurements: RBW = 1MHz, VBW = 3 MHz, Sweep: Auto.
3. Average measurements: RBW = 1MHz, VBW = 10 Hz, Sweep: Auto.
4. " * ", means this data is the worst emission level.
5. Measurement Level = Reading Level + Correct Factor.
6. The average measurement was not performed when the peak measured data under the limit of average detection.

Product : Intel® Dual Band Wireless-AC 8265
Test Item : Band Edge Data
Test Site : No.3 OATS
Test date : 2016.09.11
Test Mode : Mode 1 SISO A: Transmit (802.11n-40BW 15Mbps) -Channel 62 (5310MHz)

RF Radiated Measurement (Horizontal):

Channel No.	Frequency (MHz)	Correct Factor (dB)	Reading Level (dBμV)	Emission Level (dBμV/m)	Peak Limit (dBμV/m)	Arerage Limit (dBμV/m)	Result
62 (Peak)	5319.565	11.102	83.534	94.636	--	--	--
62 (Peak)	5350.000	11.024	42.013	53.037	74.00	54.00	Pass
62 (Peak)	5351.014	11.022	42.339	53.361	74.00	54.00	Pass
62 (Average)	5303.333	11.144	71.737	82.880	--	--	--
62 (Average)	5350.000	11.024	28.230	39.254	74.00	54.00	Pass

Figure Channel 62: Horizontal (Peak)

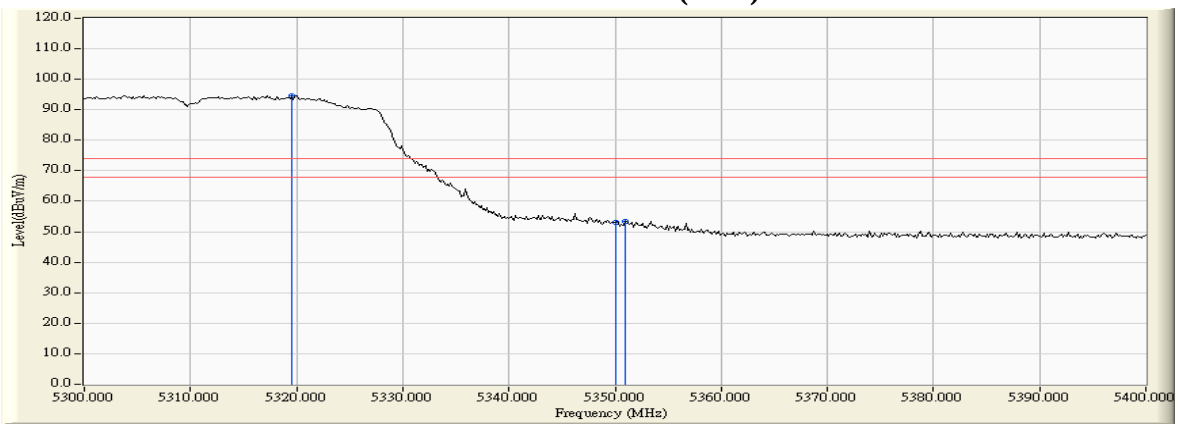

Figure Channel 62: Horizontal (Average)

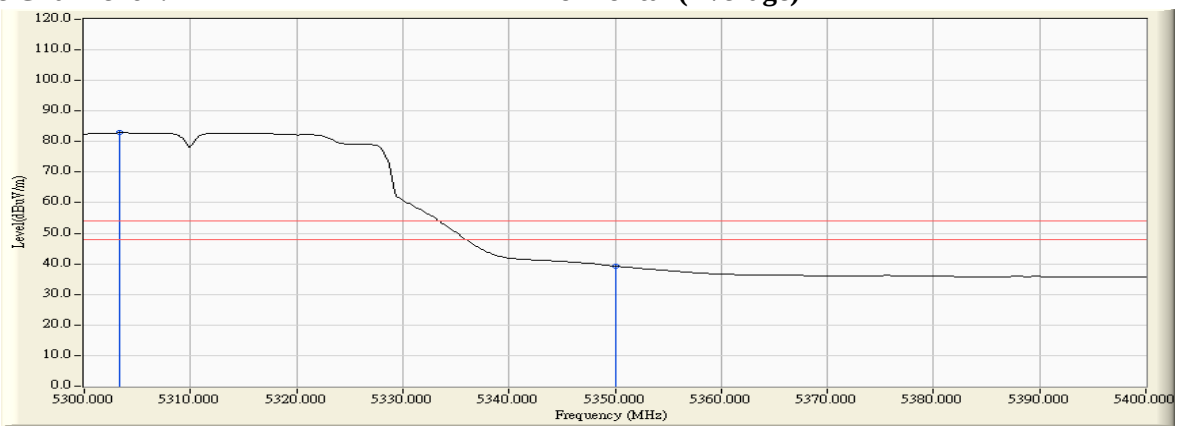

Note:

1. All readings above 1GHz are performed with peak and/or average measurements as necessary.
2. Peak measurements: RBW = 1MHz, VBW = 3 MHz, Sweep: Auto.
3. Average measurements: RBW = 1MHz, VBW = 10 Hz, Sweep: Auto.
4. " * ", means this data is the worst emission level.
5. Measurement Level = Reading Level + Correct Factor.
6. The average measurement was not performed when the peak measured data under the limit of average detection.

Product	:	Intel® Dual Band Wireless-AC 8265
Test Item	:	Band Edge Data
Test Site	:	No.3 OATS
Test date	:	2016.09.11
Test Mode	:	Mode 1 SISO A: Transmit (802.11n-40BW 15Mbps) -Channel 62 (5310MHz)

RF Radiated Measurement (Vertical):

Channel No.	Frequency (MHz)	Correct Factor (dB)	Reading Level (dBμV)	Emission Level (dBμV/m)	Peak Limit (dBμV/m)	Arerage Limit (dBμV/m)	Result
62 (Peak)	5300.725	13.027	90.299	103.327	--	--	--
62 (Peak)	5350.000	12.999	48.770	61.769	74.00	54.00	Pass
62 (Average)	5303.768	13.028	78.615	91.643	--	--	--
62 (Average)	5350.000	12.999	33.515	46.514	74.00	54.00	Pass

Figure Channel 62: Vertical (Peak)

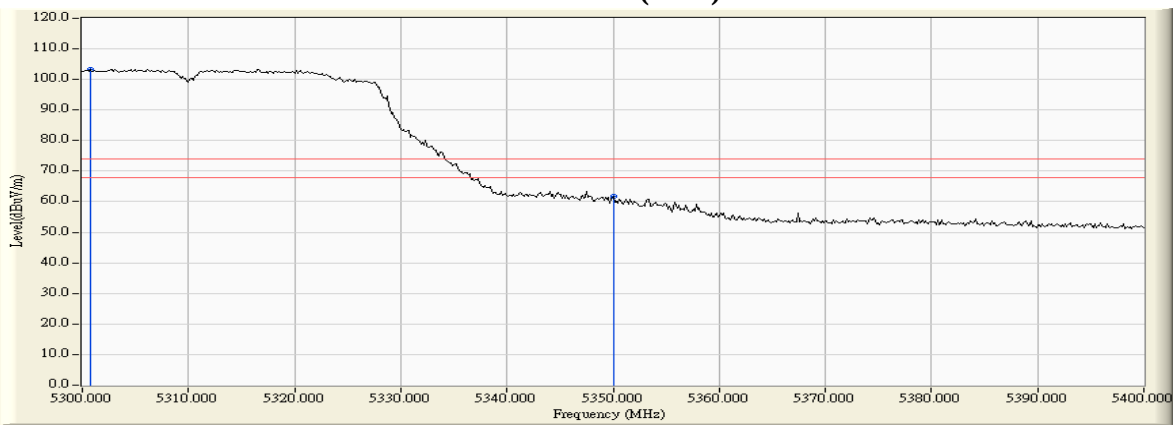

Figure Channel 62: Vertical (Average)

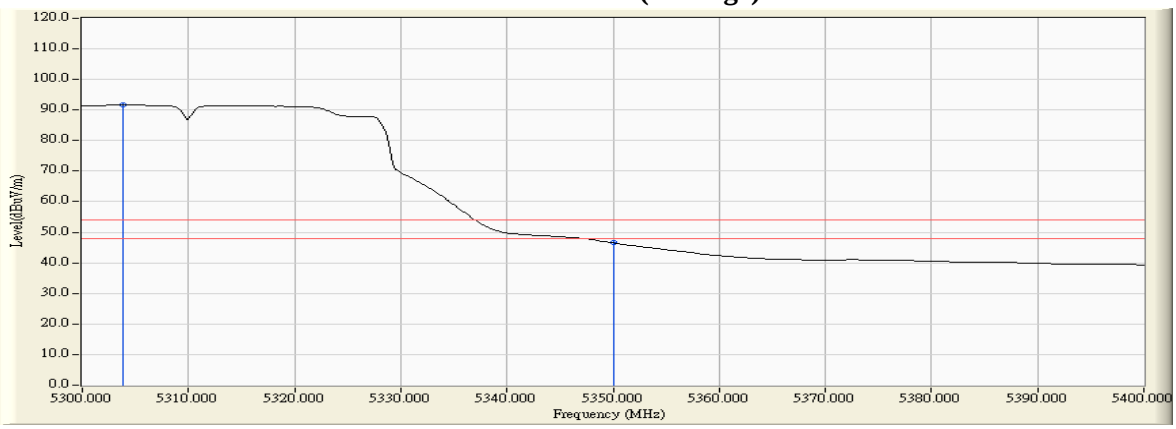

Note:

1. All readings above 1GHz are performed with peak and/or average measurements as necessary.
2. Peak measurements: RBW = 1MHz, VBW = 3 MHz, Sweep: Auto.
3. Average measurements: RBW = 1MHz, VBW = 10 Hz, Sweep: Auto.
4. " * ", means this data is the worst emission level.
5. Measurement Level = Reading Level + Correct Factor.
6. The average measurement was not performed when the peak measured data under the limit of average detection.

Product : Intel® Dual Band Wireless-AC 8265
Test Item : Band Edge Data
Test Site : No.3 OATS
Test date : 2016.09.11
Test Mode : Mode 1 SISO A: Transmit (802.11n-40BW 15Mbps) -Channel 102 (5510MHz)

RF Radiated Measurement (Horizontal):

Channel No.	Frequency (MHz)	Correct Factor (dB)	Reading Level (dBμV)	Emission Level (dBμV/m)	Peak Limit (dBμV/m)	Arerage Limit (dBμV/m)	Result
102 (Peak)	5457.971	11.675	40.906	52.581	74.00	54.00	Pass
102 (Peak)	5460.000	11.703	39.789	51.492	74.00	54.00	Pass
102 (Peak)	5505.507	12.200	84.463	96.663	--	--	--
102 (Average)	5459.420	11.695	27.271	38.966	74.00	54.00	Pass
102 (Average)	5460.000	11.703	27.170	38.873	74.00	54.00	Pass
102 (Average)	5507.536	12.183	72.690	84.873	--	--	--

Figure Channel 102: Horizontal (Peak)

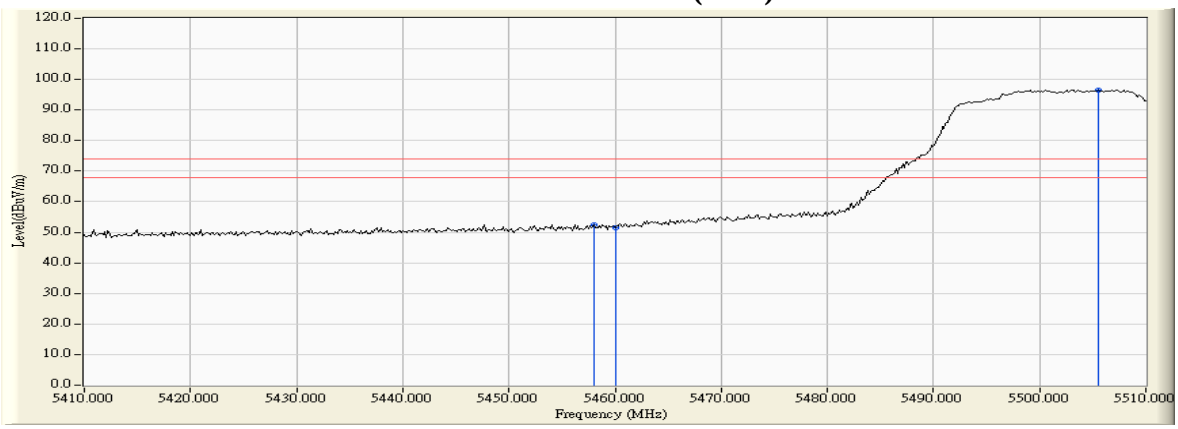

Figure Channel 102: Horizontal (Average)

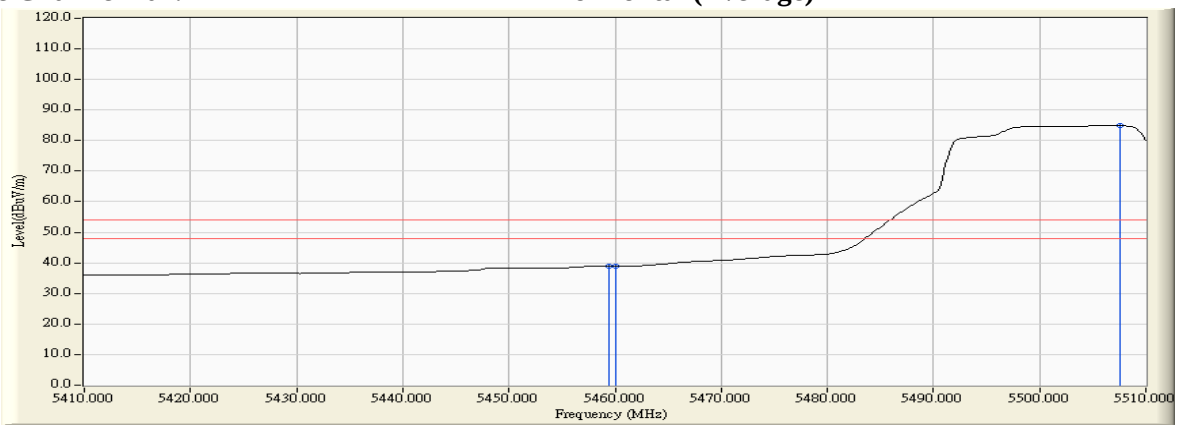

Note:

1. All readings above 1GHz are performed with peak and/or average measurements as necessary.
2. Peak measurements: RBW = 1MHz, VBW = 3 MHz, Sweep: Auto.
3. Average measurements: RBW = 1MHz, VBW = 10 Hz, Sweep: Auto.
4. " * ", means this data is the worst emission level.
5. Measurement Level = Reading Level + Correct Factor.
6. The average measurement was not performed when the peak measured data under the limit of average detection.

Product : Intel® Dual Band Wireless-AC 8265
Test Item : Band Edge Data
Test Site : No.3 OATS
Test date : 2016.09.11
Test Mode : Mode 1 SISO A: Transmit (802.11n-40BW 15Mbps) -Channel 102 (5510MHz)

RF Radiated Measurement (Vertical):

Channel No.	Frequency (MHz)	Correct Factor (dB)	Reading Level (dBμV)	Emission Level (dBμV/m)	Peak Limit (dBμV/m)	Arerage Limit (dBμV/m)	Result
102 (Peak)	5455.362	13.356	45.996	59.352	74.00	54.00	Pass
102 (Peak)	5460.000	13.390	45.494	58.884	74.00	54.00	Pass
102 (Peak)	5499.275	13.627	92.937	106.564	--	--	--
102 (Average)	5459.420	13.386	32.624	46.009	74.00	54.00	Pass
102 (Average)	5460.000	13.390	32.555	45.945	74.00	54.00	Pass
102 (Average)	5507.536	13.628	80.433	94.061	--	--	--

Figure Channel 102: Vertical (Peak)

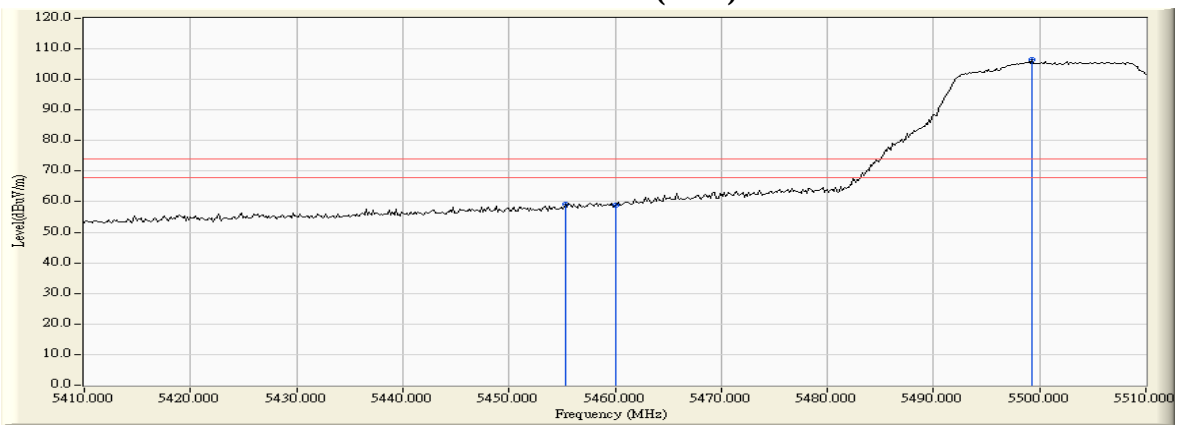

Figure Channel 102: Vertical (Average)

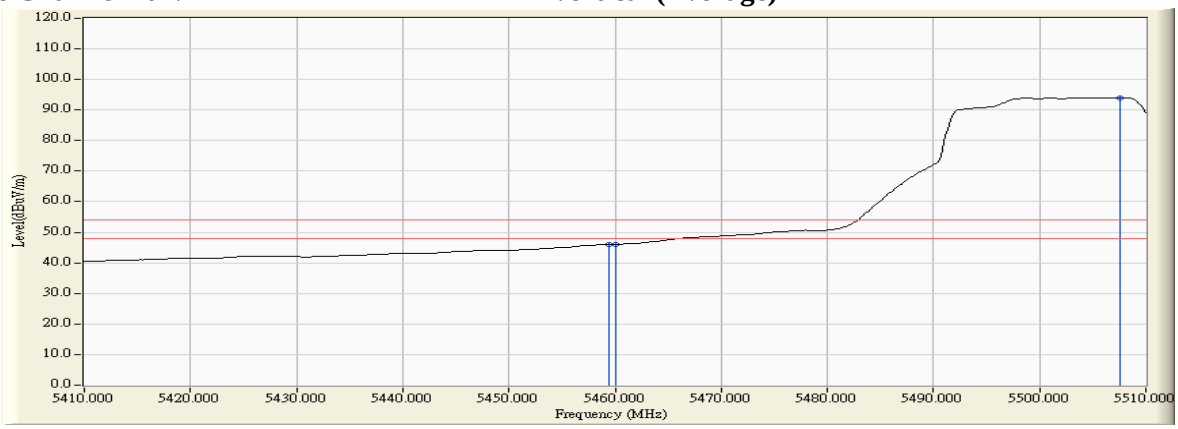

Note:

1. All readings above 1GHz are performed with peak and/or average measurements as necessary.
2. Peak measurements: RBW = 1MHz, VBW = 3 MHz, Sweep: Auto.
3. Average measurements: RBW = 1MHz, VBW = 10 Hz, Sweep: Auto.
4. " * ", means this data is the worst emission level.
5. Measurement Level = Reading Level + Correct Factor.
6. The average measurement was not performed when the peak measured data under the limit of average detection.

Product	:	Intel® Dual Band Wireless-AC 8265
Test Item	:	Band Edge Data
Test Site	:	No.3 OATS
Test date	:	2016.09.12
Test Mode	:	Mode 1 SISO A: Transmit (802.11n-40BW 15Mbps) -Channel 102 (5510MHz)

RF Radiated Measurement:

	Frequency (MHz)	Correct Factor (dB)	Reading Level (dBμV)	Measure Level (dBμV /m)	Margin (dB)	Limit (dBμV /m)	Result
Horizontal	5470.000	11.838	42.583	54.421	-13.799	68.220	Pass
Horizontal	5505.362	12.201	84.447	96.648	28.428	68.220	Pass

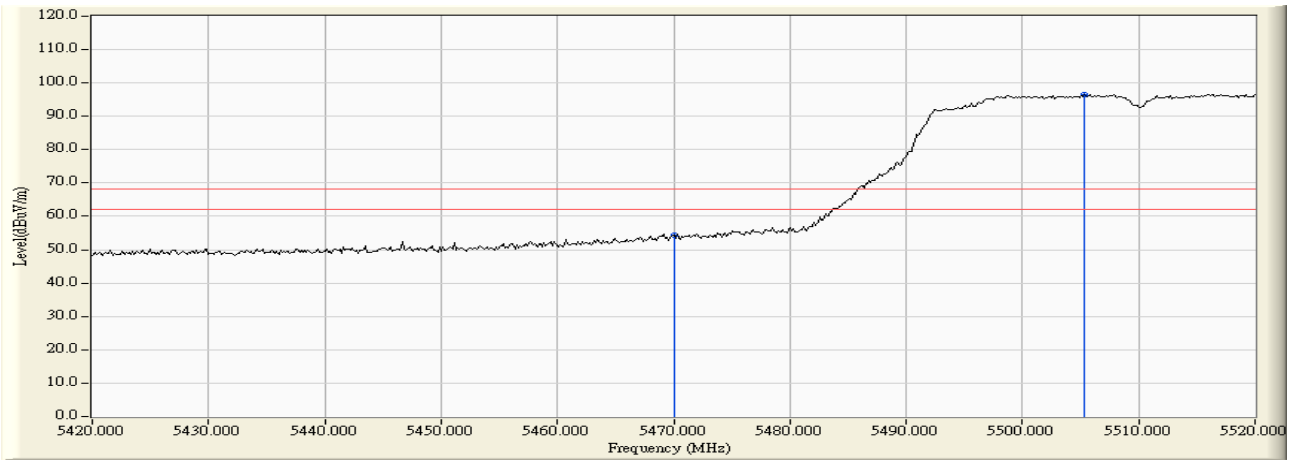

Product : Intel® Dual Band Wireless-AC 8265
Test Item : Band Edge Data
Test Site : No.3 OATS
Test date : 2016.09.12
Test Mode : Mode 1 SISO A: Transmit (802.11n-40BW 15Mbps) -Channel 102 (5510MHz)

RF Radiated Measurement:

	Frequency (MHz)	Correct Factor (dB)	Reading Level (dBμV)	Measure Level (dBμV /m)	Margin (dB)	Limit (dBμV /m)	Result
Vertical	5465.362	13.429	48.394	61.823	-6.397	68.220	Pass
Vertical	5470.000	13.462	47.911	61.373	-6.847	68.220	Pass
Vertical	5499.130	13.627	92.154	105.781	37.561	68.220	Pass

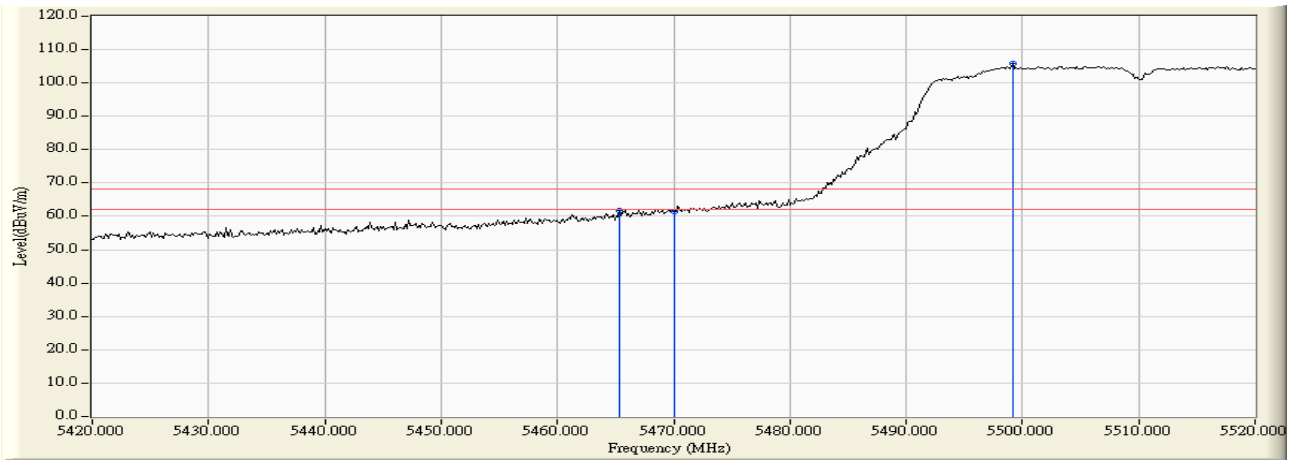

Product : Intel® Dual Band Wireless-AC 8265
Test Item : Band Edge Data
Test Site : No.3 OATS
Test date : 2016.09.12
Test Mode : Mode 1 SISO A: Transmit (802.11n-40BW 15Mbps) -Channel 134 (5670MHz)

RF Radiated Measurement:

	Frequency (MHz)	Correct Factor (dB)	Reading Level (dBμV)	Measure Level (dBμV /m)	Margin (dB)	Limit (dBμV /m)	Result
Horizontal	5676.594	11.617	83.621	95.238	27.018	68.220	Pass
Horizontal	5725.000	11.592	36.779	48.371	-19.849	68.220	Pass
Horizontal	5726.014	11.588	38.201	49.790	-18.430	68.220	Pass

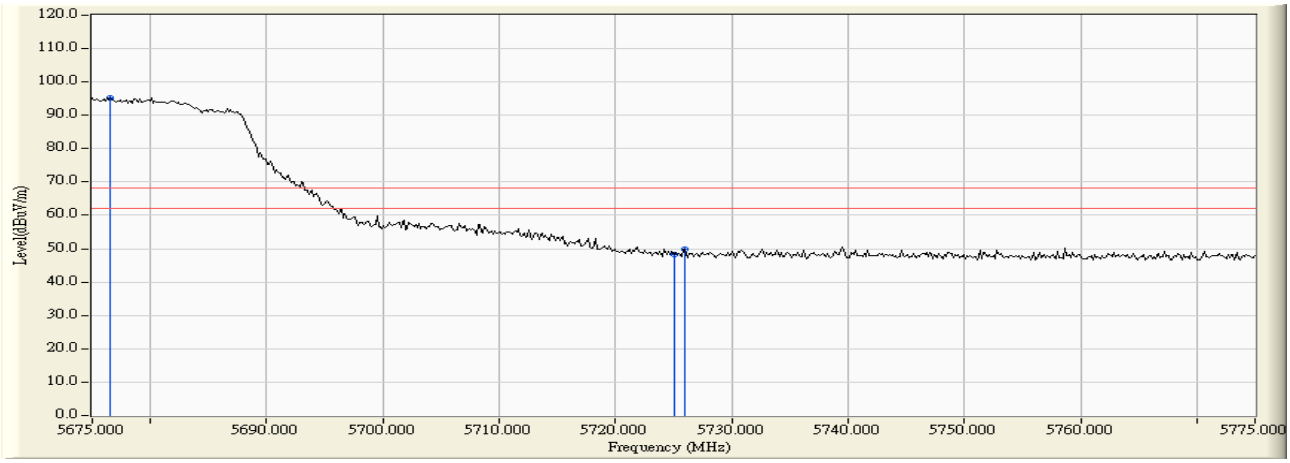

Product : Intel® Dual Band Wireless-AC 8265
Test Item : Band Edge Data
Test Site : No.3 OATS
Test date : 2016.09.12
Test Mode : Mode 1 SISO A: Transmit (802.11n-40BW 15Mbps) -Channel 134 (5670MHz)

RF Radiated Measurement:

	Frequency (MHz)	Correct Factor (dB)	Reading Level (dBμV)	Measure Level (dBμV /m)	Margin (dB)	Limit (dBμV /m)	Result
Vertical	5677.609	13.023	91.885	104.908	36.688	68.220	Pass
Vertical	5725.000	12.930	41.738	54.668	-13.552	68.220	Pass
Vertical	5726.014	12.926	42.465	55.392	-12.828	68.220	Pass

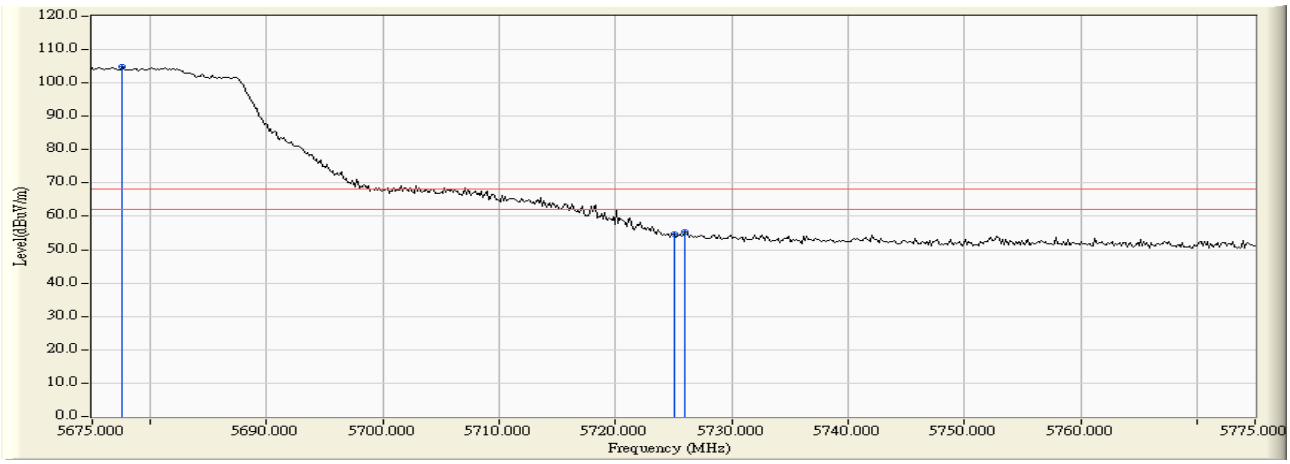

Product : Intel® Dual Band Wireless-AC 8265
Test Item : Band Edge Data
Test Site : No.3 OATS
Test date : 2016.09.12
Test Mode : Mode 1 SISO A: Transmit (802.11n-40BW 15Mbps) -Channel 151 (5755MHz)

RF Radiated Measurement:

	Frequency (MHz)	Correct Factor (dB)	Reading Level (dBμV)	Measure Level (dBμV /m)	Margin (dB)	Limit (dBμV /m)	Result
Horizontal	5648.696	11.552	40.238	51.790	-16.430	68.220	Pass
Horizontal	5650.000	11.554	38.247	49.802	-18.418	68.220	Pass
Horizontal	5696.123	11.651	47.198	58.848	-43.485	102.333	Pass
Horizontal	5700.000	11.647	46.530	58.177	-47.023	105.200	Pass
Horizontal	5718.949	11.610	64.757	76.367	-34.139	110.506	Pass
Horizontal	5720.000	11.607	63.669	75.276	-35.524	110.800	Pass
Horizontal	5723.768	11.596	66.774	78.370	-41.021	119.391	Pass
Horizontal	5725.000	11.592	65.703	77.295	-44.905	122.200	Pass
Horizontal	5756.993	11.491	89.091	100.582	-30.618	131.200	Pass

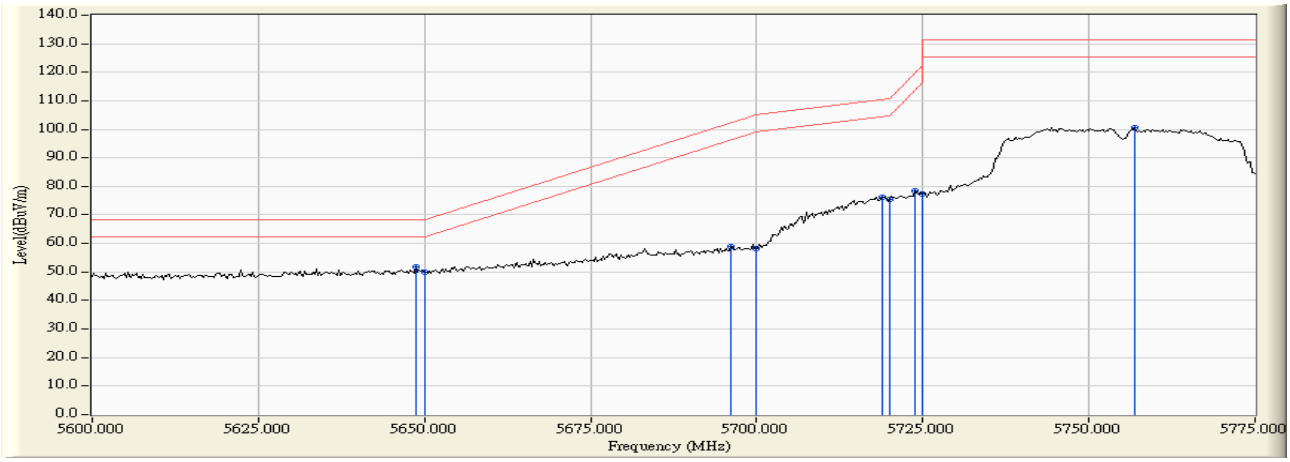

Product : Intel® Dual Band Wireless-AC 8265
Test Item : Band Edge Data
Test Site : No.3 OATS
Test date : 2016.09.12
Test Mode : Mode 1 SISO A: Transmit (802.11n-40BW 15Mbps) -Channel 151 (5755MHz)

RF Radiated Measurement:

	Frequency (MHz)	Correct Factor (dB)	Reading Level (dBμV)	Measure Level (dBμV /m)	Margin (dB)	Limit (dBμV /m)	Result
Vertical	5647.174	13.030	44.775	57.805	-10.415	68.220	Pass
Vertical	5650.000	13.029	43.338	56.367	-11.853	68.220	Pass
Vertical	5700.000	13.003	54.393	67.396	-37.804	105.200	Pass
Vertical	5720.000	12.947	71.943	84.890	-25.910	110.800	Pass
Vertical	5724.022	12.934	74.609	87.543	-32.427	119.970	Pass
Vertical	5725.000	12.930	73.887	86.817	-35.383	122.200	Pass
Vertical	5760.290	12.806	95.334	108.140	-23.060	131.200	Pass

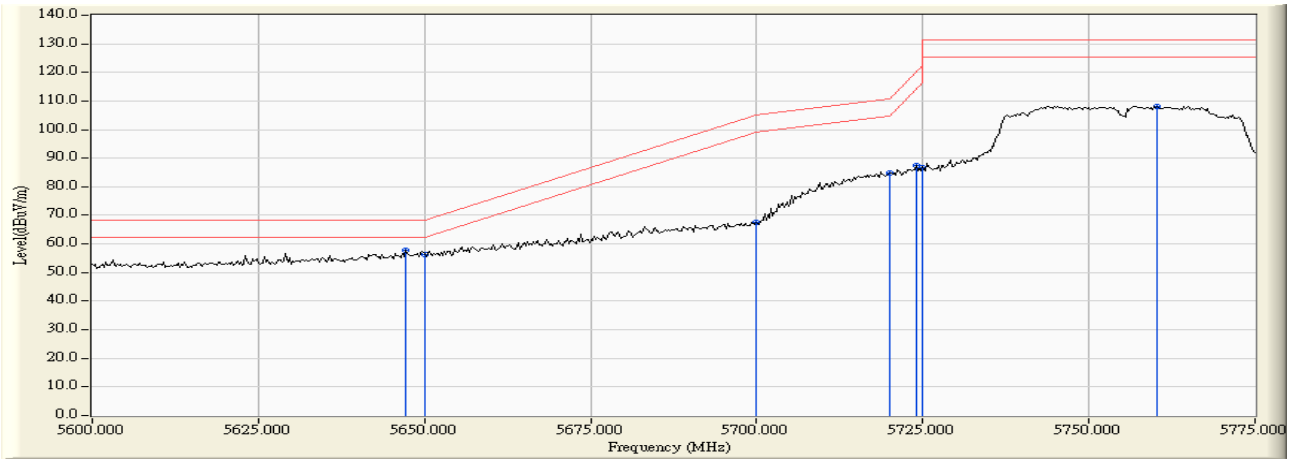

Product : Intel® Dual Band Wireless-AC 8265
Test Item : Band Edge Data
Test Site : No.3 OATS
Test date : 2016.09.12
Test Mode : Mode 1 SISO A: Transmit (802.11n-40BW 15Mbps) -Channel 159 (5795MHz)

RF Radiated Measurement:

	Frequency (MHz)	Correct Factor (dB)	Reading Level (dBμV)	Measure Level (dBμV /m)	Margin (dB)	Limit (dBμV /m)	Result
Horizontal	5797.826	11.382	88.224	99.605	-31.595	131.200	Pass
Horizontal	5850.000	11.701	47.887	59.588	-62.612	122.200	Pass
Horizontal	5852.935	11.721	49.639	61.360	-54.148	115.508	Pass
Horizontal	5855.000	11.735	48.218	59.953	-50.847	110.800	Pass
Horizontal	5875.000	11.873	41.791	53.664	-51.536	105.200	Pass
Horizontal	5876.087	11.881	43.122	55.003	-49.393	104.396	Pass
Horizontal	5925.000	12.068	38.257	50.326	-17.874	68.200	Pass

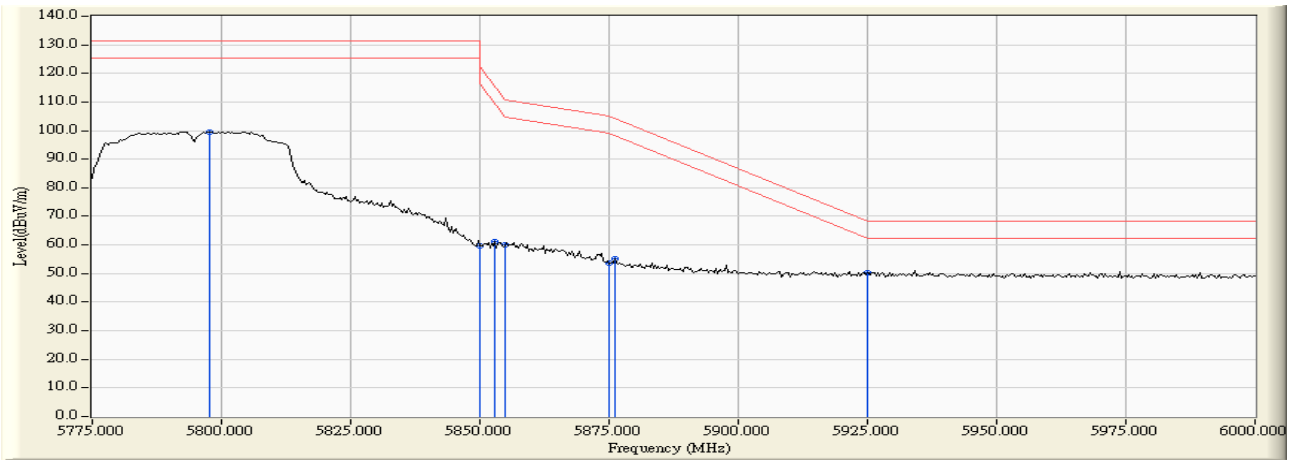

Product : Intel® Dual Band Wireless-AC 8265
Test Item : Band Edge Data
Test Site : No.3 OATS
Test date : 2016.09.12
Test Mode : Mode 1 SISO A: Transmit (802.11n-40BW 15Mbps) -Channel 159 (5795MHz)

RF Radiated Measurement:

	Frequency (MHz)	Correct Factor (dB)	Reading Level (dBµV)	Measure Level (dBµV /m)	Margin (dB)	Limit (dBµV /m)	Result
Vertical	5792.609	12.693	94.732	107.426	-23.774	131.200	Pass
Vertical	5850.000	12.774	53.905	66.679	-55.521	122.200	Pass
Vertical	5852.935	12.780	56.130	68.910	-46.598	115.508	Pass
Vertical	5855.000	12.784	54.035	66.819	-43.981	110.800	Pass
Vertical	5875.000	12.825	47.361	60.186	-45.014	105.200	Pass
Vertical	5875.435	12.826	48.625	61.451	-43.427	104.878	Pass
Vertical	5925.000	12.911	38.720	51.631	-16.569	68.200	Pass
Vertical	5927.609	12.915	40.074	52.989	-15.211	68.200	Pass

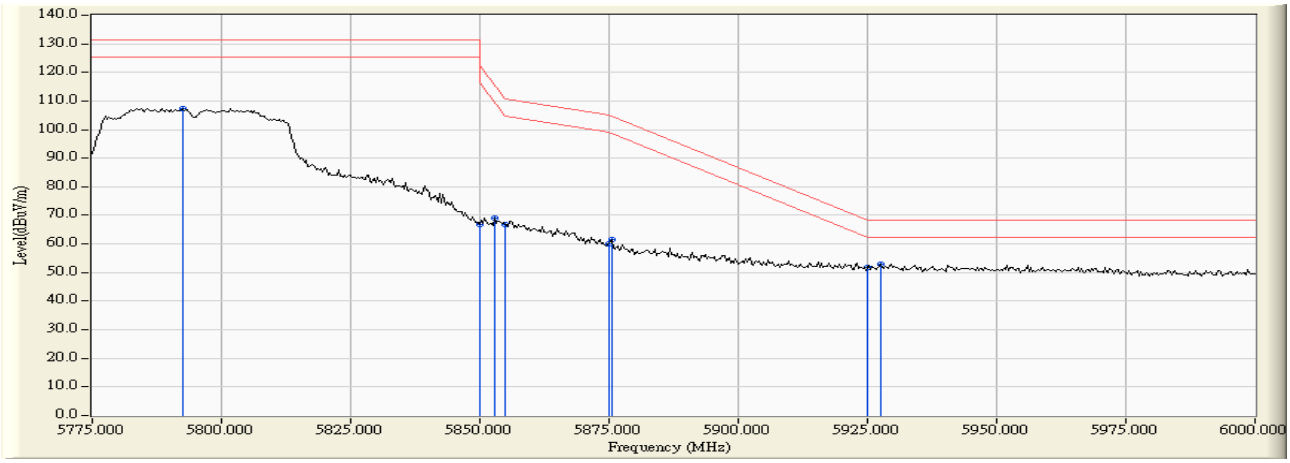

Product : Intel® Dual Band Wireless-AC 8265
Test Item : Band Edge Data
Test Site : No.3 OATS
Test date : 2016.09.12
Test Mode : Mode 1 SISO A: Transmit (802.11ac-80BW-32.5Mbps) -Channel 42 (5210MHz)

RF Radiated Measurement (Horizontal):

Channel No.	Frequency (MHz)	Correct Factor (dB)	Reading Level (dBμV)	Emission Level (dBμV/m)	Peak Limit (dBμV/m)	Average Limit (dBμV/m)	Result
42 (Peak)	5147.971	10.476	43.879	54.355	74.00	54.00	Pass
42 (Peak)	5150.000	10.470	42.265	52.736	74.00	54.00	Pass
42 (Peak)	5199.130	10.336	79.383	89.719	--	--	--
42 (Average)	5150.000	10.470	28.791	39.262	74.00	54.00	Pass
42 (Average)	5197.391	10.341	67.442	77.783	--	--	--

Figure Channel 42: Horizontal (Peak)

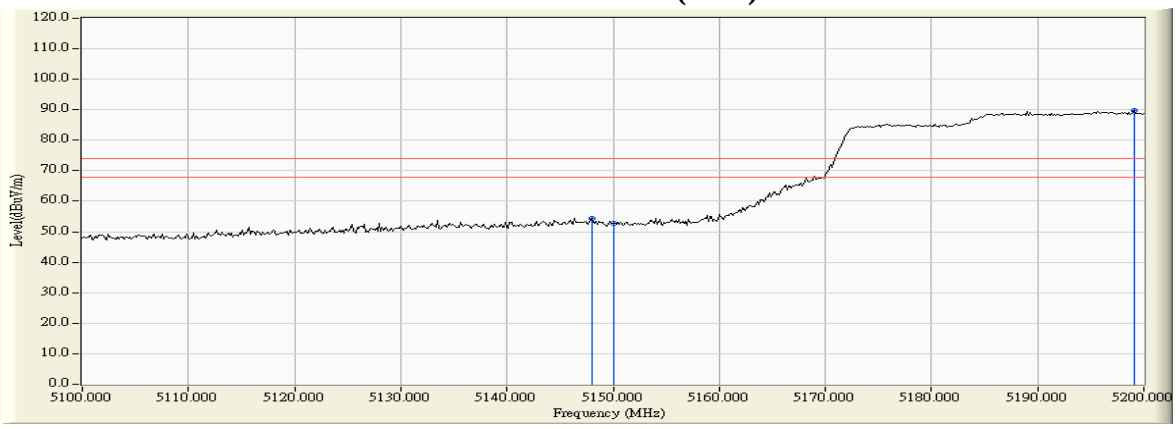

Figure Channel 42: Horizontal (Average)

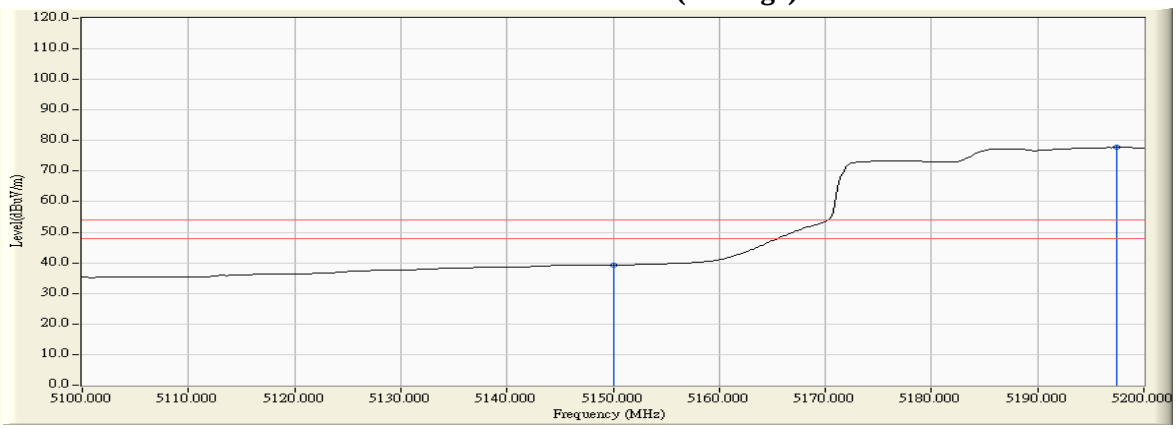

Note:

1. All readings above 1GHz are performed with peak and/or average measurements as necessary.
2. Peak measurements: RBW = 1MHz, VBW = 3 MHz, Sweep: Auto.
3. Average measurements: RBW = 1MHz, VBW = 10 Hz, Sweep: Auto.
4. " * ", means this data is the worst emission level.
5. Measurement Level = Reading Level + Correct Factor.
6. The average measurement was not performed when the peak measured data under the limit of average detection.

Product : Intel® Dual Band Wireless-AC 8265
Test Item : Band Edge Data
Test Site : No.3 OATS
Test date : 2016.09.12
Test Mode : Mode 1 SISO A: Transmit (802.11ac-80BW-32.5Mbps) -Channel 42 (5210MHz)

RF Radiated Measurement (Vertical):

Channel No.	Frequency (MHz)	Correct Factor (dB)	Reading Level (dBμV)	Emission Level (dBμV/m)	Peak Limit (dBμV/m)	Average Limit (dBμV/m)	Result
42 (Peak)	5150.000	12.390	49.091	61.481	74.00	54.00	Pass
42 (Peak)	5195.942	12.554	86.816	99.370	--	--	--
42 (Average)	5150.000	12.390	35.093	47.483	74.00	54.00	Pass
42 (Average)	5197.536	12.558	74.908	87.466	--	--	--

Figure Channel 42: Vertical (Peak)

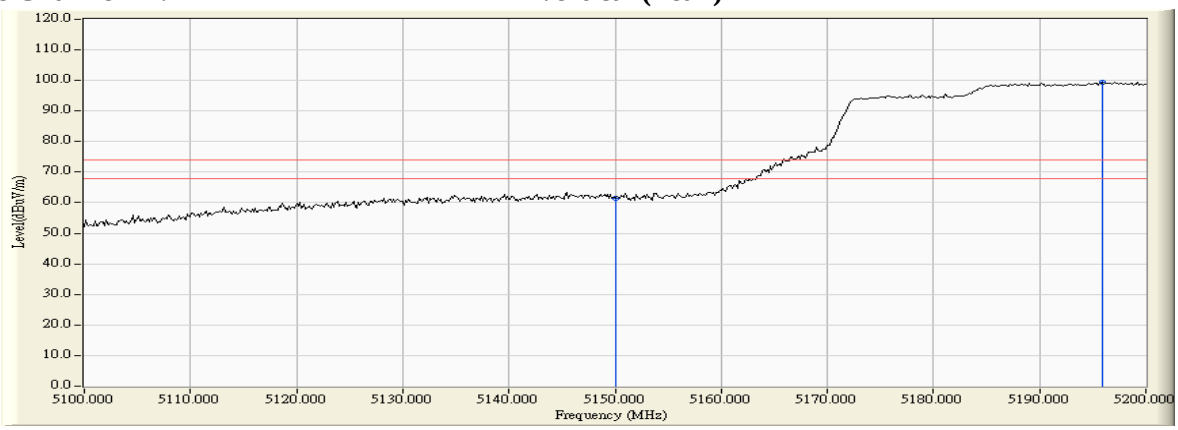

Figure Channel 42: Vertical (Average)

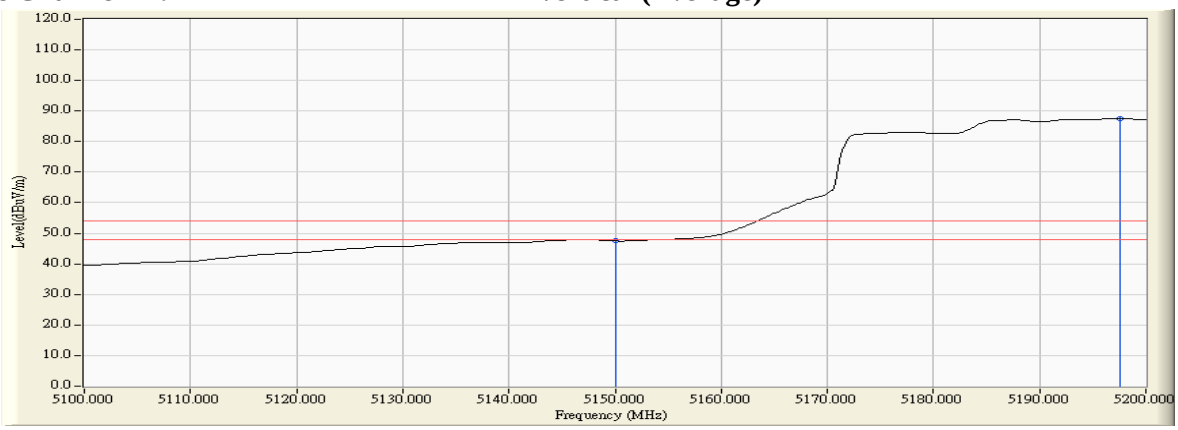

Note:

1. All readings above 1GHz are performed with peak and/or average measurements as necessary.
2. Peak measurements: RBW = 1MHz, VBW = 3 MHz, Sweep: Auto.
3. Average measurements: RBW = 1MHz, VBW = 10 Hz, Sweep: Auto.
4. " * ", means this data is the worst emission level.
5. Measurement Level = Reading Level + Correct Factor.
6. The average measurement was not performed when the peak measured data under the limit of average detection.

Product : Intel® Dual Band Wireless-AC 8265
Test Item : Band Edge Data
Test Site : No.3 OATS
Test date : 2016.09.12
Test Mode : Mode 1 SISO A: Transmit (802.11ac-80BW-32.5Mbps) -Channel 58 (5290MHz)

RF Radiated Measurement (Horizontal):

Channel No.	Frequency (MHz)	Correct Factor (dB)	Reading Level (dBμV)	Emission Level (dBμV/m)	Peak Limit (dBμV/m)	Average Limit (dBμV/m)	Result
58 (Peak)	5301.304	11.148	77.618	88.766	--	--	--
58 (Peak)	5350.000	11.024	40.570	51.594	74.00	54.00	Pass
58 (Average)	5301.449	11.147	65.342	76.490	--	--	--
58 (Average)	5350.000	11.024	26.772	37.796	74.00	54.00	Pass

Figure Channel 58: Horizontal (Peak)

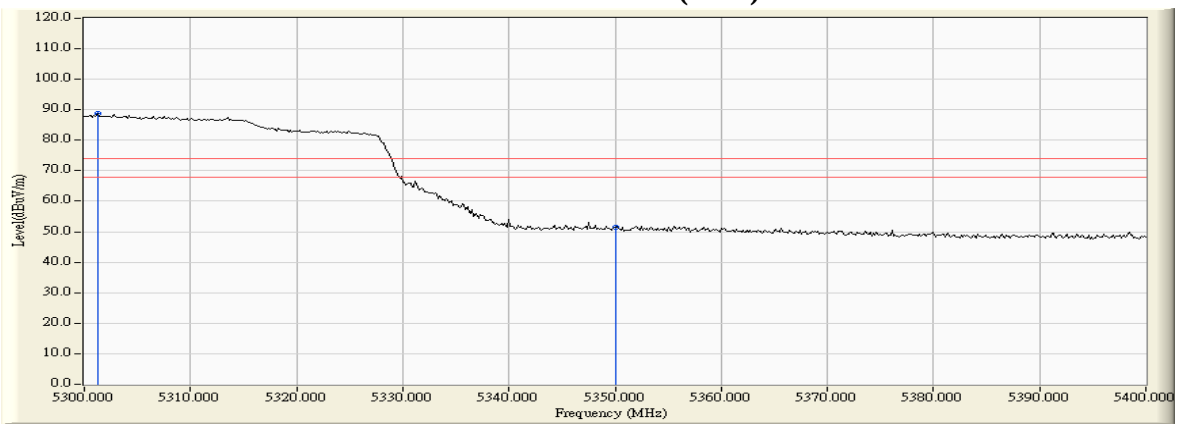

Figure Channel 58: Horizontal (Average)

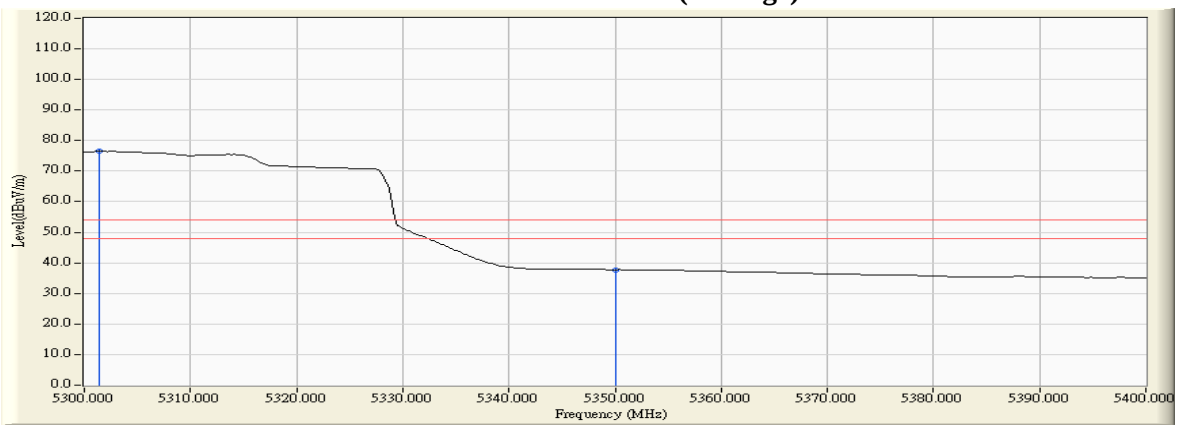

Note:

1. All readings above 1GHz are performed with peak and/or average measurements as necessary.
2. Peak measurements: RBW = 1MHz, VBW = 3 MHz, Sweep: Auto.
3. Average measurements: RBW = 1MHz, VBW = 10 Hz, Sweep: Auto.
4. " * ", means this data is the worst emission level.
5. Measurement Level = Reading Level + Correct Factor.
6. The average measurement was not performed when the peak measured data under the limit of average detection.

Product	:	Intel® Dual Band Wireless-AC 8265
Test Item	:	Band Edge Data
Test Site	:	No.3 OATS
Test date	:	2016.09.12
Test Mode	:	Mode 1 SISO A: Transmit (802.11ac-80BW-32.5Mbps) -Channel 58 (5290MHz)

RF Radiated Measurement (Vertical):

Channel No.	Frequency (MHz)	Correct Factor (dB)	Reading Level (dBμV)	Emission Level (dBμV/m)	Peak Limit (dBμV/m)	Average Limit (dBμV/m)	Result
58 (Peak)	5301.449	13.028	84.561	97.590	--	--	--
58 (Peak)	5350.000	12.999	44.093	57.092	74.00	54.00	Pass
58 (Peak)	5351.159	12.999	47.090	60.089	74.00	54.00	Pass
58 (Average)	5303.333	13.028	72.661	85.689	--	--	--
58 (Average)	5350.000	12.999	31.392	44.391	74.00	54.00	Pass

Figure Channel 58: Vertical (Peak)

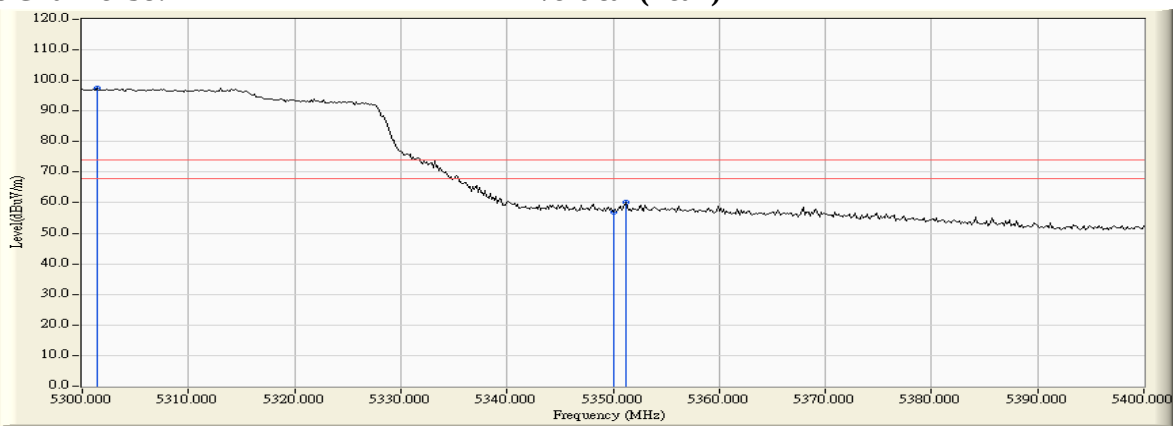

Figure Channel 58: Vertical (Average)

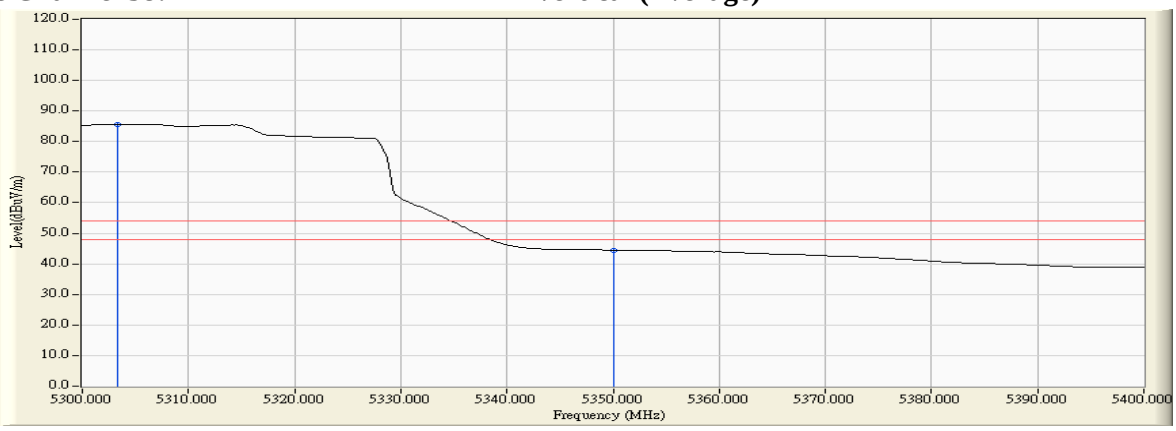

Note:

1. All readings above 1GHz are performed with peak and/or average measurements as necessary.
2. Peak measurements: RBW = 1MHz, VBW = 3 MHz, Sweep: Auto.
3. Average measurements: RBW = 1MHz, VBW = 10 Hz, Sweep: Auto.
4. " * ", means this data is the worst emission level.
5. Measurement Level = Reading Level + Correct Factor.
6. The average measurement was not performed when the peak measured data under the limit of average detection.

Product : Intel® Dual Band Wireless-AC 8265
Test Item : Band Edge Data
Test Site : No.3 OATS
Test date : 2016.09.12
Test Mode : Mode 1 SISO A: Transmit (802.11ac-80BW-32.5Mbps) -Channel 106 (5530MHz)

RF Radiated Measurement (Horizontal):

Channel No.	Frequency (MHz)	Correct Factor (dB)	Reading Level (dBμV)	Emission Level (dBμV/m)	Peak Limit (dBμV/m)	Average Limit (dBμV/m)	Result
106 (Peak)	5457.681	11.672	42.946	54.617	74.00	54.00	Pass
106 (Peak)	5460.000	11.703	42.045	53.748	74.00	54.00	Pass
106 (Peak)	5508.696	12.174	77.261	89.435	--	--	--
106 (Average)	5460.000	11.703	28.264	39.967	74.00	54.00	Pass
106 (Average)	5507.391	12.185	65.484	77.668	--	--	--

Figure Channel 106: Horizontal (Peak)

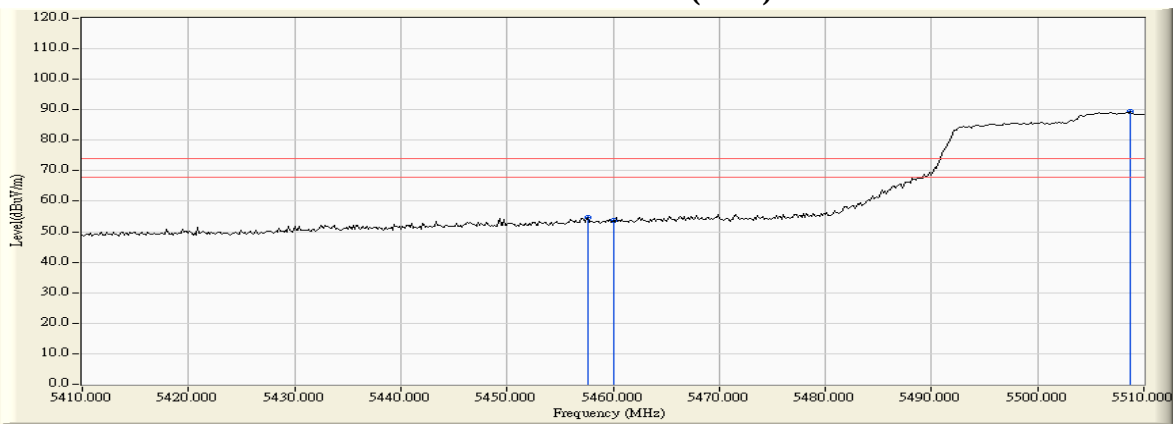

Figure Channel 106: Horizontal (Average)

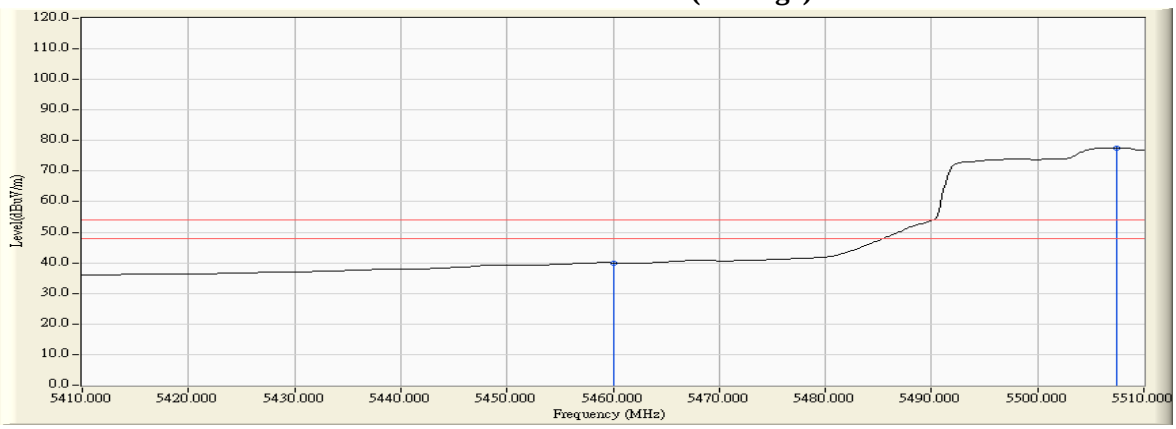

Note:

1. All readings above 1GHz are performed with peak and/or average measurements as necessary.
2. Peak measurements: RBW = 1MHz, VBW = 3 MHz, Sweep: Auto.
3. Average measurements: RBW = 1MHz, VBW = 10 Hz, Sweep: Auto.
4. " * ", means this data is the worst emission level.
5. Measurement Level = Reading Level + Correct Factor.
6. The average measurement was not performed when the peak measured data under the limit of average detection.

Product : Intel® Dual Band Wireless-AC 8265
Test Item : Band Edge Data
Test Site : No.3 OATS
Test date : 2016.09.12
Test Mode : Mode 1 SISO A: Transmit (802.11ac-80BW-32.5Mbps) -Channel 106 (5530MHz)

RF Radiated Measurement (Vertical):

Channel No.	Frequency (MHz)	Correct Factor (dB)	Reading Level (dBμV)	Emission Level (dBμV/m)	Peak Limit (dBμV/m)	Average Limit (dBμV/m)	Result
106 (Peak)	5457.391	13.371	51.609	64.980	74.00	54.00	Pass
106 (Peak)	5460.000	13.390	49.996	63.386	74.00	54.00	Pass
106 (Peak)	5508.696	13.621	86.140	99.761	--	--	--
106 (Average)	5460.000	13.390	35.637	49.027	74.00	54.00	Pass
106 (Average)	5507.246	13.631	74.257	87.887	--	--	--

Figure Channel 106: Vertical (Peak)

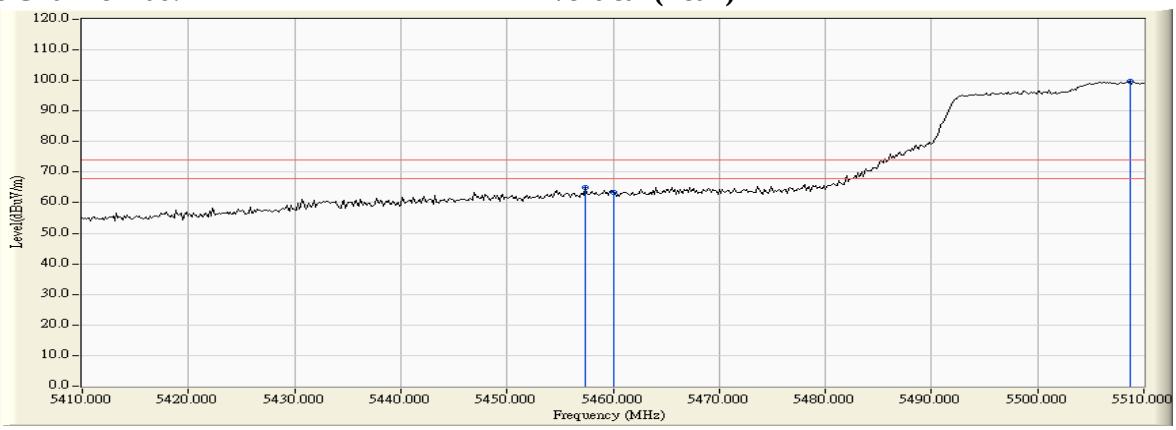

Figure Channel 106: Vertical (Average)

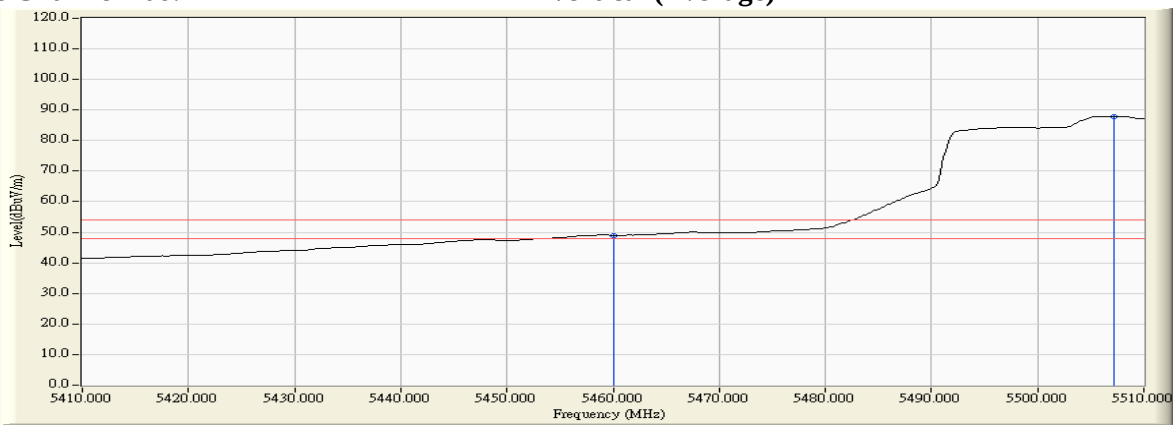

Note:

1. All readings above 1GHz are performed with peak and/or average measurements as necessary.
2. Peak measurements: RBW = 1MHz, VBW = 3 MHz, Sweep: Auto.
3. Average measurements: RBW = 1MHz, VBW = 10 Hz, Sweep: Auto.
4. " * ", means this data is the worst emission level.
5. Measurement Level = Reading Level + Correct Factor.
6. The average measurement was not performed when the peak measured data under the limit of average detection.

Product : Intel® Dual Band Wireless-AC 8265
Test Item : Band Edge Data
Test Site : No.3 OATS
Test date : 2016.09.12
Test Mode : Mode 1 SISO A: Transmit (802.11ac-80BW-32.5Mbps) -Channel 106 (5530MHz)

RF Radiated Measurement:

	Frequency (MHz)	Correct Factor (dB)	Reading Level (dBμV)	Measure Level (dBμV /m)	Margin (dB)	Limit (dBμV /m)	Result
Horizontal	5465.652	11.780	43.308	55.088	-13.132	68.220	Pass
Horizontal	5470.000	11.838	41.099	52.937	-15.283	68.220	Pass
Horizontal	5518.841	12.092	77.647	89.739	21.519	68.220	Pass

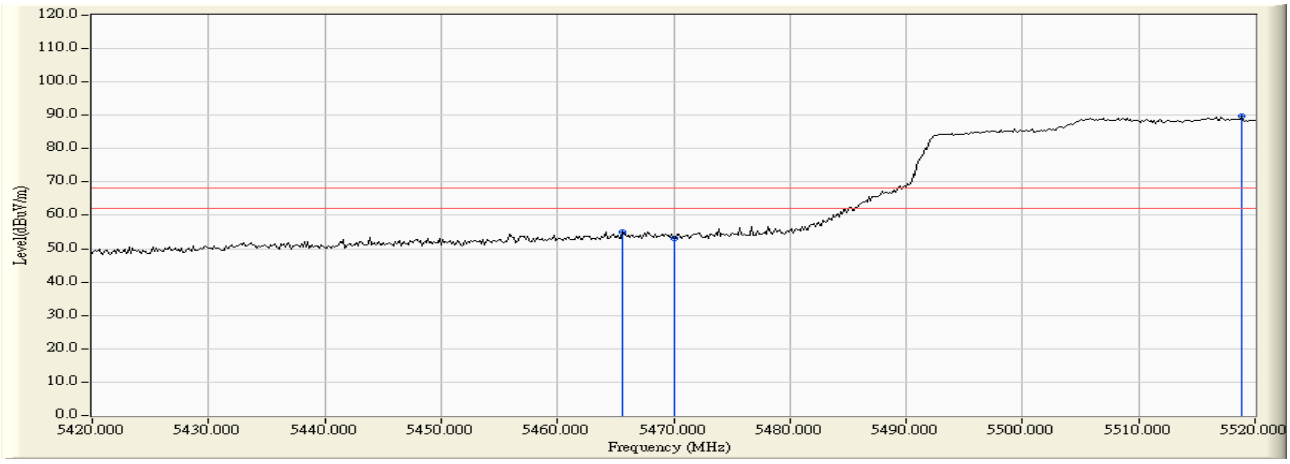

Product : Intel® Dual Band Wireless-AC 8265
Test Item : Band Edge Data
Test Site : No.3 OATS
Test date : 2016.09.12
Test Mode : Mode 1 SISO A: Transmit (802.11ac-80BW-32.5Mbps) -Channel 106 (5530MHz)

RF Radiated Measurement:

	Frequency (MHz)	Correct Factor (dB)	Reading Level (dBμV)	Measure Level (dBμV /m)	Margin (dB)	Limit (dBμV /m)	Result
Vertical	5468.986	13.454	51.766	65.221	-2.999	68.220	Pass
Vertical	5470.000	13.462	50.608	64.070	-4.150	68.220	Pass
Vertical	5518.116	13.560	86.951	100.511	32.291	68.220	Pass

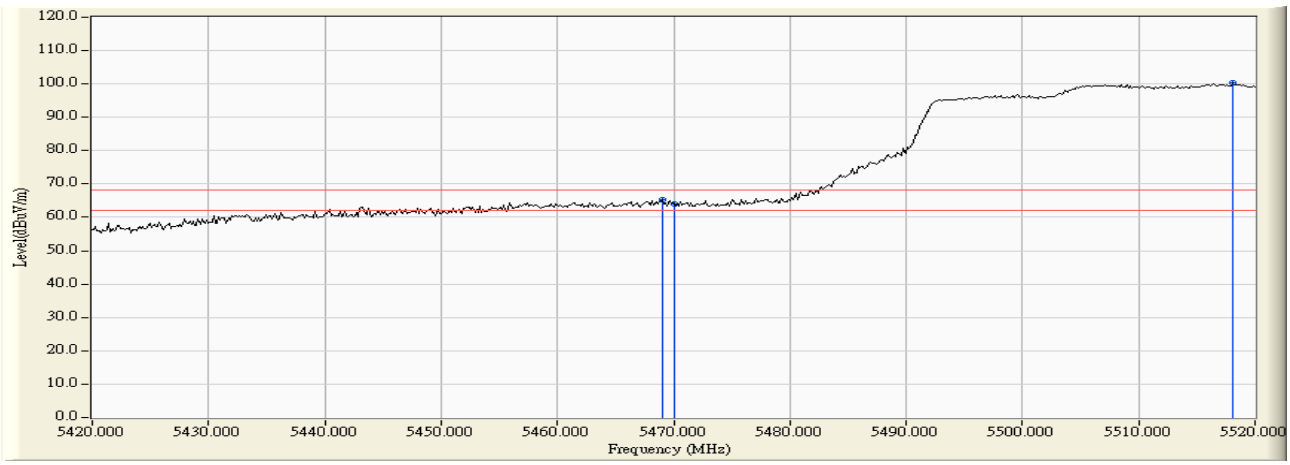

Product : Intel® Dual Band Wireless-AC 8265
Test Item : Band Edge Data
Test Site : No.3 OATS
Test date : 2016.09.12
Test Mode : Mode 1 SISO A: Transmit (802.11ac-80BW-32.5Mbps) -Channel 155 (5775MHz)

RF Radiated Measurement:

	Frequency (MHz)	Correct Factor (dB)	Reading Level (dBμV)	Measure Level (dBμV /m)	Margin (dB)	Limit (dBμV /m)	Result
Horizontal	5650.000	11.554	40.065	51.620	-16.600	68.220	Pass
Horizontal	5689.275	11.646	44.551	56.197	-41.071	97.268	Pass
Horizontal	5700.000	11.647	42.932	54.579	-50.621	105.200	Pass
Horizontal	5720.000	11.607	46.357	57.964	-52.836	110.800	Pass
Horizontal	5725.000	11.592	47.723	59.315	-62.885	122.200	Pass
Horizontal	5753.623	11.501	83.553	95.054	-36.146	131.200	Pass
Horizontal	5850.000	11.701	50.011	61.712	-60.488	122.200	Pass
Horizontal	5855.000	11.735	50.528	62.263	-48.537	110.800	Pass
Horizontal	5875.000	11.873	44.699	56.572	-48.628	105.200	Pass
Horizontal	5925.000	12.068	37.913	49.982	-18.218	68.200	Pass
Horizontal	5943.768	12.086	39.276	51.361	-16.839	68.200	Pass

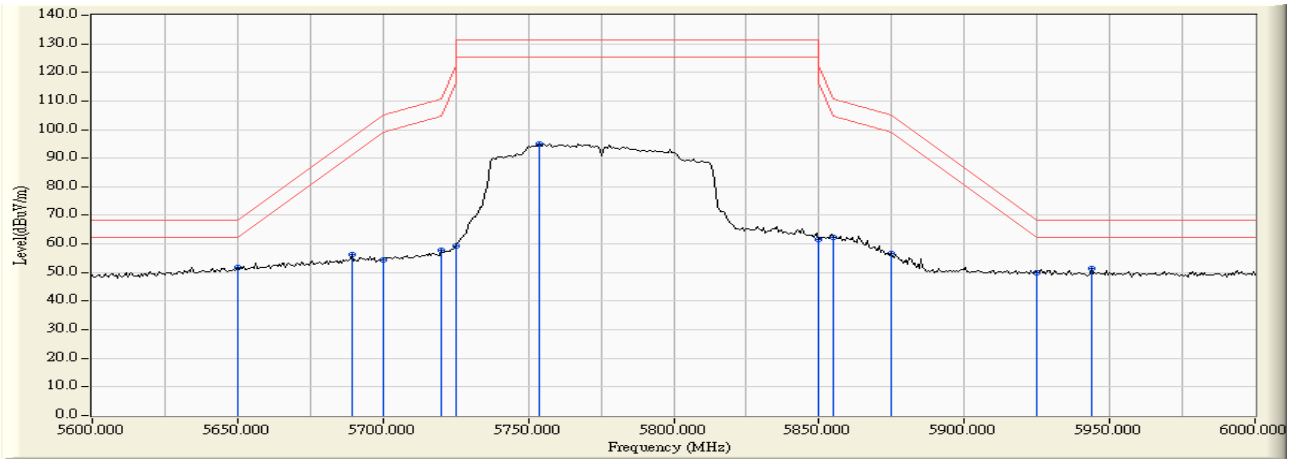

Product : Intel® Dual Band Wireless-AC 8265
Test Item : Band Edge Data
Test Site : No.3 OATS
Test date : 2016.09.12
Test Mode : Mode 1 SISO A: Transmit (802.11ac-80BW-32.5Mbps) -Channel 155 (5775MHz)

RF Radiated Measurement:

	Frequency (MHz)	Correct Factor (dB)	Reading Level (dBμV)	Measure Level (dBμV /m)	Margin (dB)	Limit (dBμV /m)	Result
Vertical	5648.116	13.030	44.693	57.723	-10.497	68.220	Pass
Vertical	5650.000	13.029	44.276	57.305	-10.915	68.220	Pass
Vertical	5699.130	13.005	49.785	62.790	-41.767	104.557	Pass
Vertical	5700.000	13.003	48.125	61.128	-44.072	105.200	Pass
Vertical	5716.522	12.958	52.776	65.735	-44.091	109.826	Pass
Vertical	5720.000	12.947	51.660	64.607	-46.193	110.800	Pass
Vertical	5725.000	12.930	54.562	67.492	-54.708	122.200	Pass
Vertical	5762.899	12.797	89.188	101.985	-29.215	131.200	Pass
Vertical	5850.000	12.774	54.744	67.518	-54.682	122.200	Pass
Vertical	5855.000	12.784	55.582	68.366	-42.434	110.800	Pass
Vertical	5857.391	12.789	56.436	69.225	-40.906	110.131	Pass
Vertical	5875.000	12.825	49.267	62.092	-43.108	105.200	Pass
Vertical	5925.000	12.911	38.719	51.630	-16.570	68.200	Pass
Vertical	5932.754	12.922	39.870	52.792	-15.408	68.200	Pass

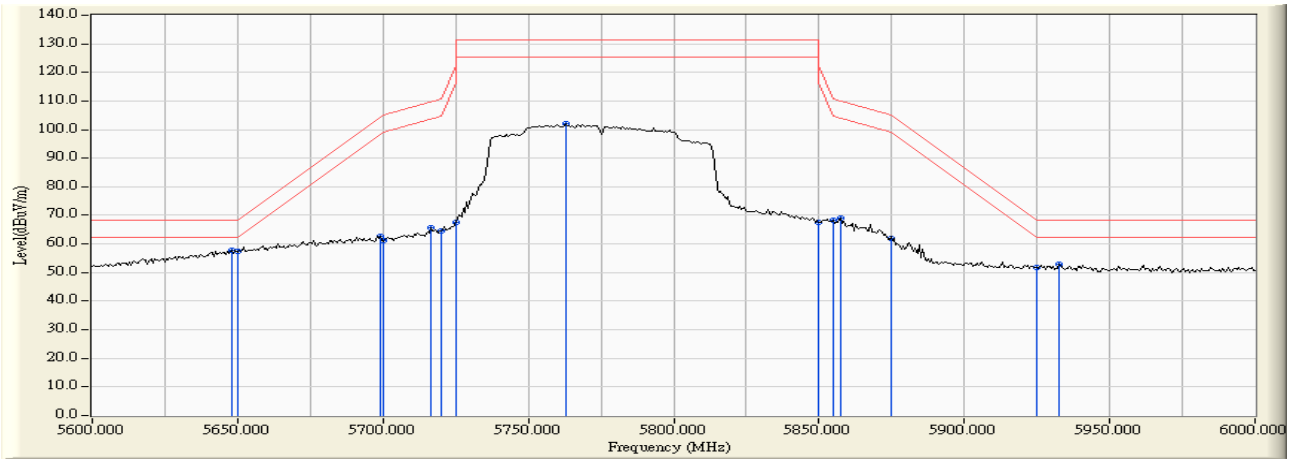

Product : Intel® Dual Band Wireless-AC 8265
Test Item : Band Edge Data
Test Site : No.3 OATS
Test date : 2016.09.11
Test Mode : Mode 2 SISO B: Transmit (802.11a-6Mbps)-Channel 36 (5180MHz)

RF Radiated Measurement (Horizontal):

Channel No.	Frequency (MHz)	Correct Factor (dB)	Reading Level (dBμV)	Emission Level (dBμV/m)	Peak Limit (dBμV/m)	Average Limit (dBμV/m)	Result
36 (Peak)	5149.420	10.472	50.761	61.233	74.00	54.00	Pass
36 (Peak)	5150.000	10.470	49.079	59.550	74.00	54.00	Pass
36 (Peak)	5176.232	10.404	90.781	101.185	--	--	--
36 (Average)	5150.000	10.470	30.027	40.498	74.00	54.00	Pass
36 (Average)	5176.522	10.403	79.132	89.535	--	--	--

Figure Channel 36: Horizontal (Peak)

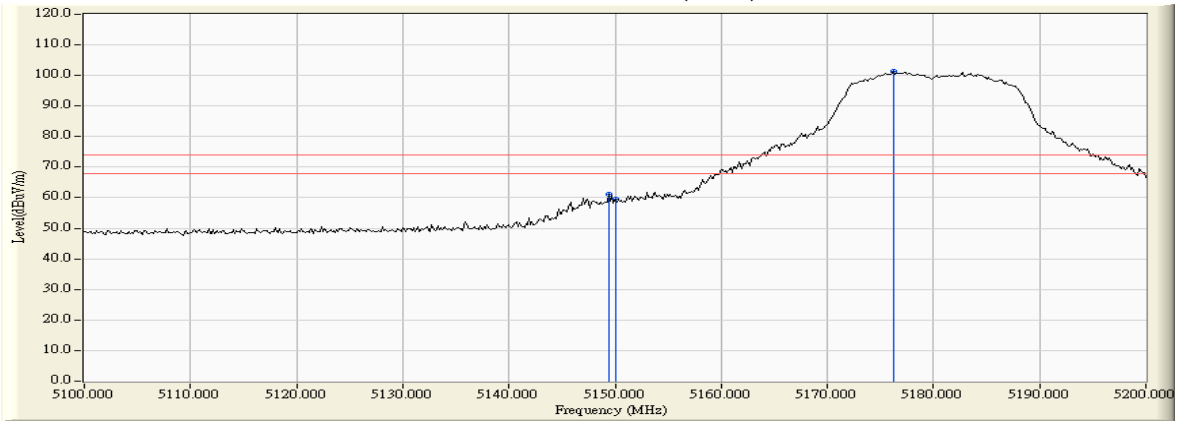

Figure Channel 36: Horizontal (Average)

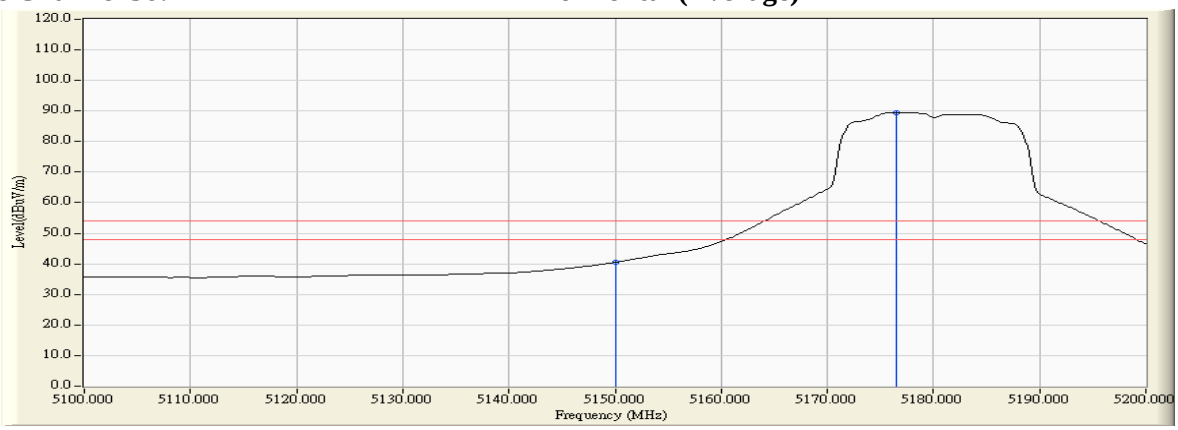

Note:1. All readings above 1GHz are performed with peak and/or average measurements as necessary.
2. Peak measurements: RBW = 1MHz, VBW = 3 MHz, Sweep: Auto.
3. Average measurements: RBW = 1MHz, VBW = 10 Hz, Sweep: Auto.
4. " * ", means this data is the worst emission level.
5. Measurement Level = Reading Level + Correct Factor.
6. The average measurement was not performed when the peak measured data under the limit of average detection.

Product	:	Intel® Dual Band Wireless-AC 8265
Test Item	:	Band Edge Data
Test Site	:	No.3 OATS
Test date	:	2016.09.11
Test Mode	:	Mode 2 SISO B: Transmit (802.11a-6Mbps)-Channel 36 (5180MHz)

RF Radiated Measurement (Vertical):

Channel No.	Frequency (MHz)	Correct Factor (dB)	Reading Level (dBμV)	Emission Level (dBμV/m)	Peak Limit (dBμV/m)	Average Limit (dBμV/m)	Result
36 (Peak)	5149.130	12.387	55.609	67.996	74.00	54.00	Pass
36 (Peak)	5150.000	12.390	53.385	65.775	74.00	54.00	Pass
36 (Peak)	5184.348	12.518	96.963	109.480	--	--	--
36 (Average)	5150.000	12.390	34.322	46.712	74.00	54.00	Pass
36 (Average)	5184.203	12.516	85.164	97.681	--	--	--

Figure Channel 36: Vertical (Peak)

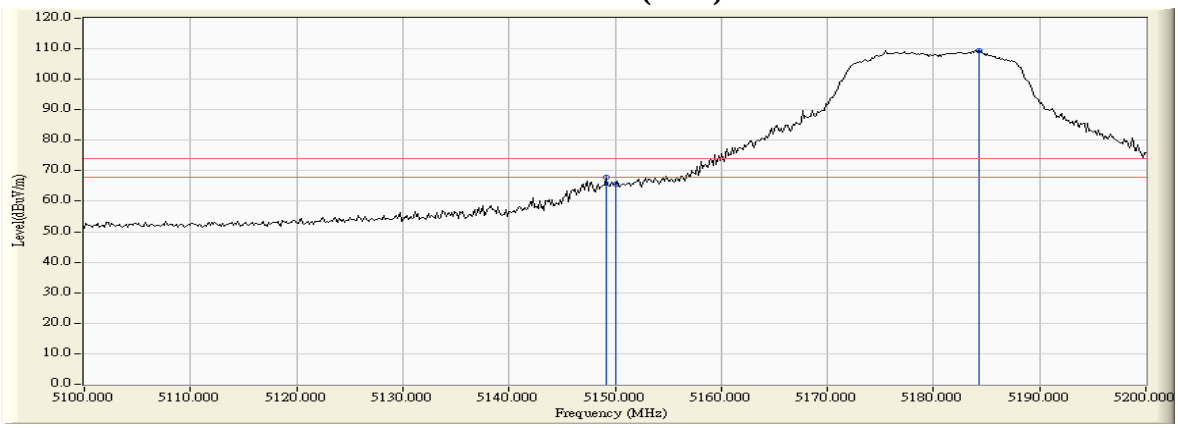

Figure Channel 36: Vertical (Average)

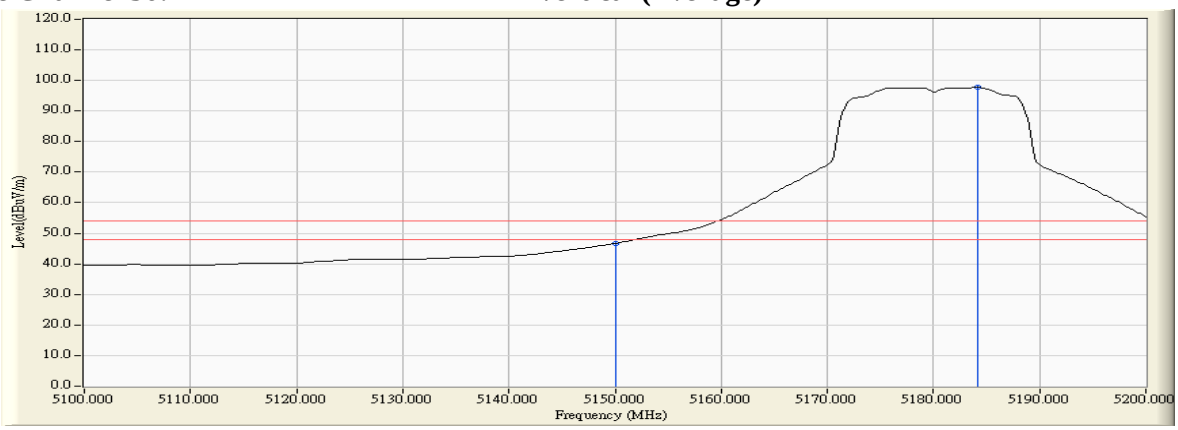

Note:

1. All readings above 1GHz are performed with peak and/or average measurements as necessary.
2. Peak measurements: RBW = 1MHz, VBW = 3 MHz, Sweep: Auto.
3. Average measurements: RBW = 1MHz, VBW = 10 Hz, Sweep: Auto.
4. " * ", means this data is the worst emission level.
5. Measurement Level = Reading Level + Correct Factor.
6. The average measurement was not performed when the peak measured data under the limit of average detection.

Product	:	Intel® Dual Band Wireless-AC 8265
Test Item	:	Band Edge Data
Test Site	:	No.3 OATS
Test date	:	2016.09.11
Test Mode	:	Mode 2 SISO B: Transmit (802.11a-6Mbps) -Channel 64 (5320MHz)

RF Radiated Measurement (Horizontal):

Channel No.	Frequency (MHz)	Correct Factor (dB)	Reading Level (dBμV)	Emission Level (dBμV/m)	Peak Limit (dBμV/m)	Arerage Limit (dBμV/m)	Result
64 (Peak)	5323.768	11.092	89.235	100.326	--	--	--
64 (Peak)	5350.000	11.024	40.711	51.735	74.00	54.00	Pass
64 (Peak)	5350.725	11.023	42.440	53.463	74.00	54.00	Pass
64 (Average)	5323.478	11.092	78.300	89.392	--	--	--
64 (Average)	5350.000	11.024	28.015	39.039	74.00	54.00	Pass

Figure Channel 64: Horizontal (Peak)

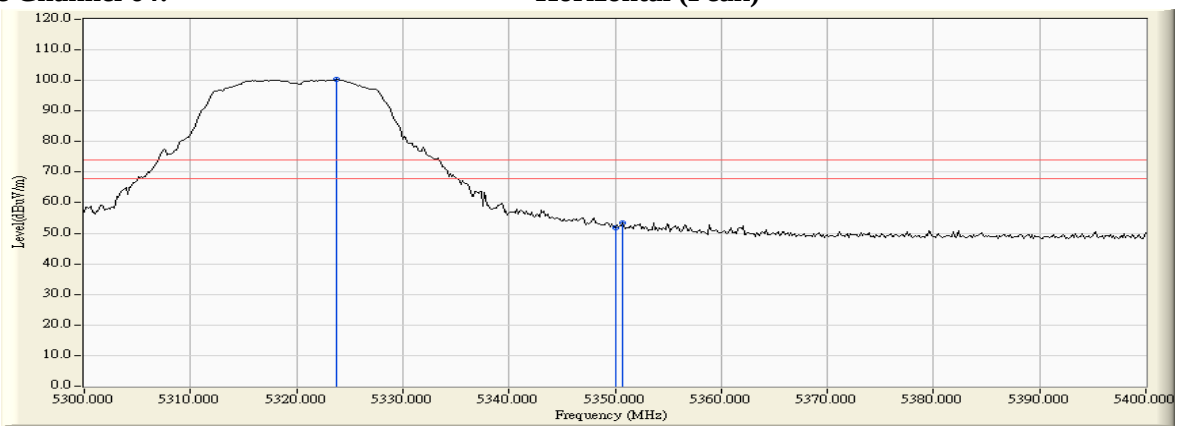

Figure Channel 64: Horizontal (Average)

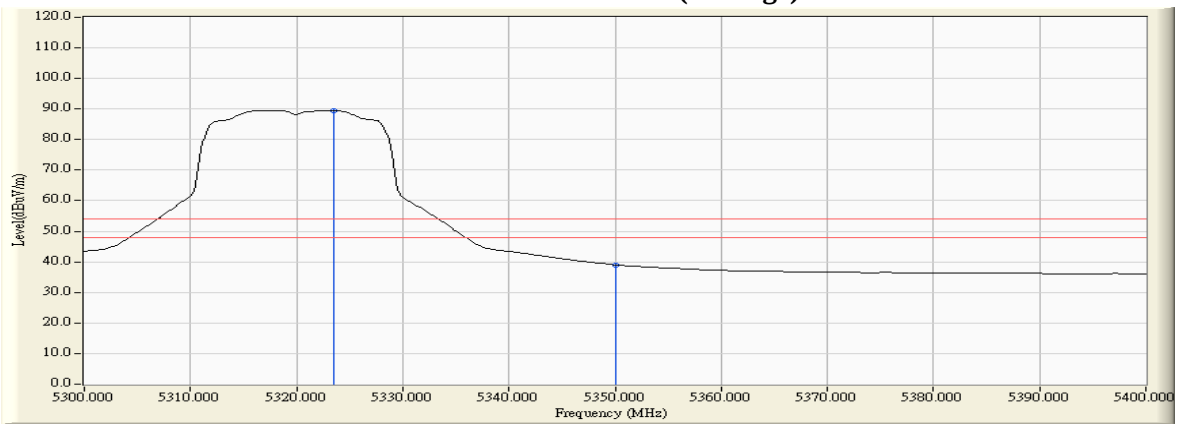

Note:
1. All readings above 1GHz are performed with peak and/or average measurements as necessary.
2. Peak measurements: RBW = 1MHz, VBW = 3 MHz, Sweep: Auto.
3. Average measurements: RBW = 1MHz, VBW = 10 Hz, Sweep: Auto.
4. " * ", means this data is the worst emission level.
5. Measurement Level = Reading Level + Correct Factor.
6. The average measurement was not performed when the peak measured data under the limit of average detection.

Product : Intel® Dual Band Wireless-AC 8265
Test Item : Band Edge Data
Test Site : No.3 OATS
Test date : 2016.09.11
Test Mode : Mode 2 SISO B: Transmit (802.11a-6Mbps) -Channel 64 (5320MHz)

RF Radiated Measurement (Vertical):

Channel No.	Frequency (MHz)	Correct Factor (dB)	Reading Level (dBμV)	Emission Level (dBμV/m)	Peak Limit (dBμV/m)	Arerage Limit (dBμV/m)	Result
64 (Peak)	5317.536	13.019	95.403	108.422	--	--	--
64 (Peak)	5350.000	12.999	48.744	61.743	74.00	54.00	Pass
64 (Peak)	5350.435	12.998	48.759	61.758	74.00	54.00	Pass
64 (Average)	5316.377	13.020	84.373	97.393	--	--	--
64 (Average)	5350.000	12.999	32.833	45.832	74.00	54.00	Pass

Figure Channel 64: Vertical (Peak)

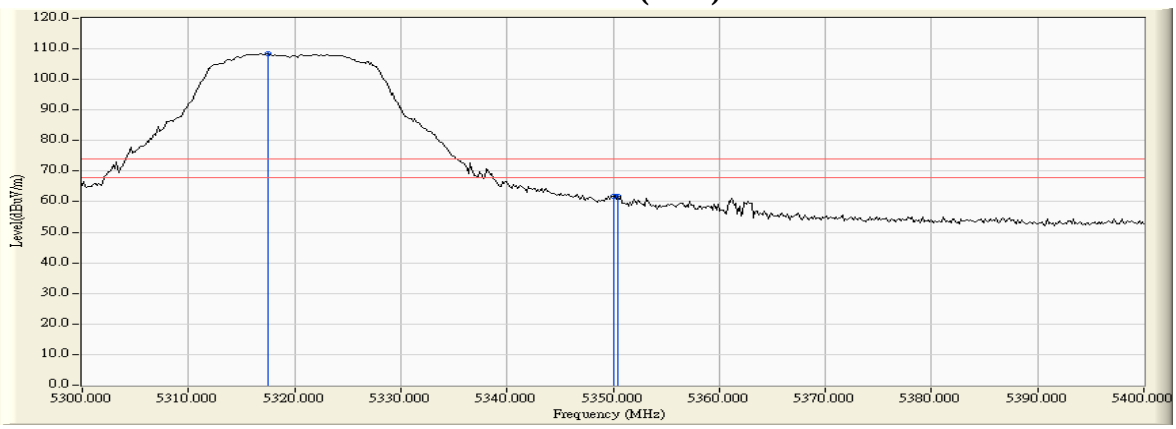

Figure Channel 64: Vertical (Average)

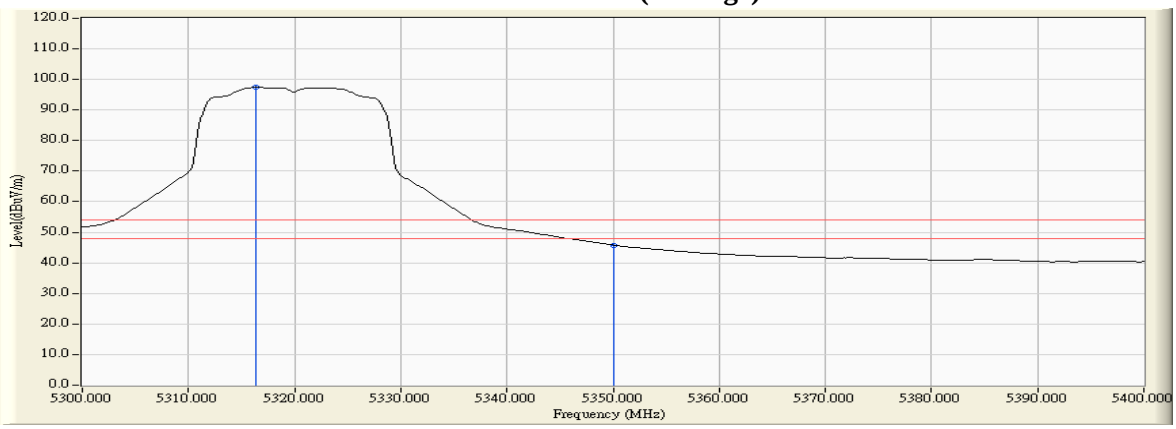

Note:

1. All readings above 1GHz are performed with peak and/or average measurements as necessary.
2. Peak measurements: RBW = 1MHz, VBW = 3 MHz, Sweep: Auto.
3. Average measurements: RBW = 1MHz, VBW = 10 Hz, Sweep: Auto.
4. " * ", means this data is the worst emission level.
5. Measurement Level = Reading Level + Correct Factor.
6. The average measurement was not performed when the peak measured data under the limit of average detection.

Product : Intel® Dual Band Wireless-AC 8265
Test Item : Band Edge Data
Test Site : No.3 OATS
Test date : 2016.09.11
Test Mode : Mode 2 SISO B: Transmit (802.11a-6Mbps) -Channel 100 (5500MHz)

RF Radiated Measurement (Horizontal):

Channel No.	Frequency (MHz)	Correct Factor (dB)	Reading Level (dBμV)	Emission Level (dBμV/m)	Peak Limit (dBμV/m)	Arerage Limit (dBμV/m)	Result
100 (Peak)	5433.768	11.352	40.725	52.076	74.00	54.00	Pass
100 (Peak)	5460.000	11.703	38.899	50.602	74.00	54.00	Pass
100 (Peak)	5503.043	12.190	90.138	102.328	--	--	--
100 (Average)	5458.696	11.685	25.991	37.676	74.00	54.00	Pass
100 (Average)	5460.000	11.703	25.813	37.516	74.00	54.00	Pass
100 (Average)	5496.667	12.146	78.618	90.763	--	--	--

Figure Channel 100: Horizontal (Peak)

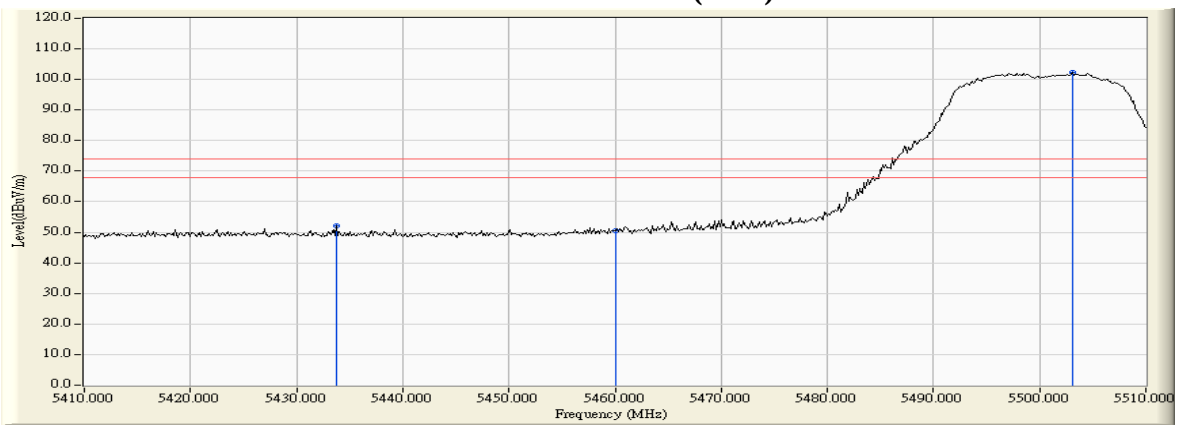

Figure Channel 100: Horizontal (Average)

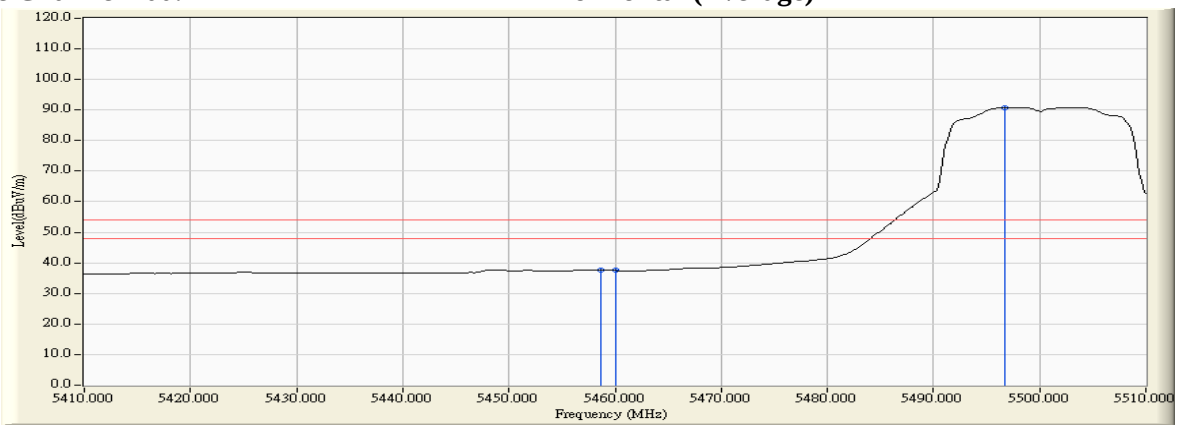

Note:
1. All readings above 1GHz are performed with peak and/or average measurements as necessary.
2. Peak measurements: RBW = 1MHz, VBW = 3 MHz, Sweep: Auto.
3. Average measurements: RBW = 1MHz, VBW = 10 Hz, Sweep: Auto.
4. " * ", means this data is the worst emission level.
5. Measurement Level = Reading Level + Correct Factor.
6. The average measurement was not performed when the peak measured data under the limit of average detection.

Product : Intel® Dual Band Wireless-AC 8265
Test Item : Band Edge Data
Test Site : No.3 OATS
Test date : 2016.09.11
Test Mode : Mode 2 SISO B: Transmit (802.11a-6Mbps) -Channel 100 (5500MHz)

RF Radiated Measurement (Vertical):

Channel No.	Frequency (MHz)	Correct Factor (dB)	Reading Level (dBμV)	Emission Level (dBμV/m)	Peak Limit (dBμV/m)	Arerage Limit (dBμV/m)	Result
100 (Peak)	5457.971	13.374	48.013	61.388	74.00	54.00	Pass
100 (Peak)	5460.000	13.390	46.102	59.492	74.00	54.00	Pass
100 (Peak)	5503.043	13.639	96.275	109.914	--	--	--
100 (Average)	5459.275	13.384	29.769	43.153	74.00	54.00	Pass
100 (Average)	5460.000	13.390	29.721	43.111	74.00	54.00	Pass
100 (Average)	5496.667	13.620	84.723	98.342	--	--	--

Figure Channel 100: Vertical (Peak)

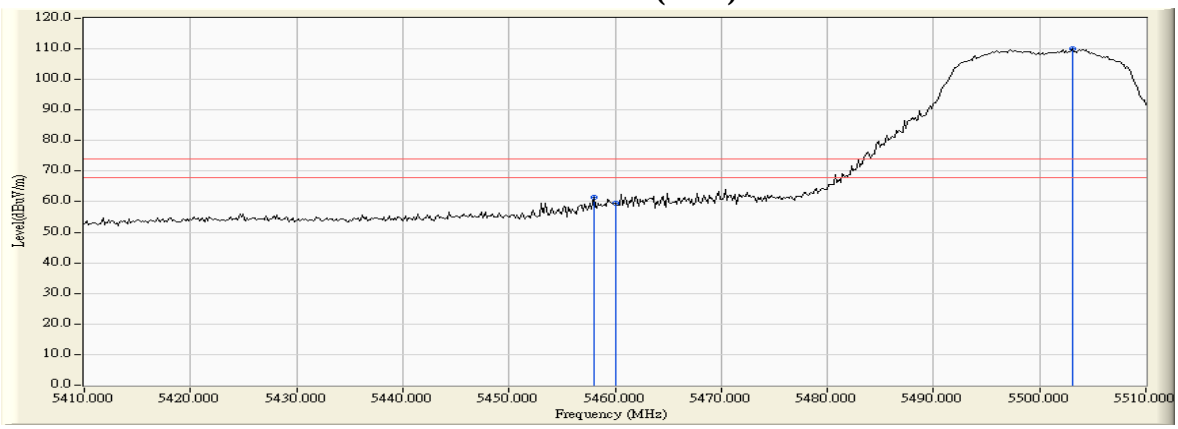

Figure Channel 100: Vertical (Average)

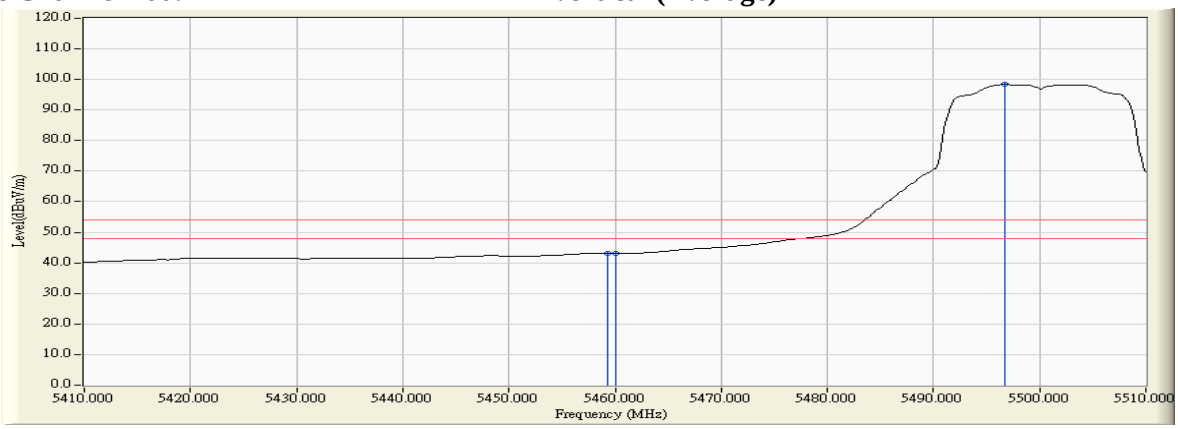

Note:

1. All readings above 1GHz are performed with peak and/or average measurements as necessary.
2. Peak measurements: RBW = 1MHz, VBW = 3 MHz, Sweep: Auto.
3. Average measurements: RBW = 1MHz, VBW = 10 Hz, Sweep: Auto.
4. " * ", means this data is the worst emission level.
5. Measurement Level = Reading Level + Correct Factor.
6. The average measurement was not performed when the peak measured data under the limit of average detection.

Product : Intel® Dual Band Wireless-AC 8265
Test Item : Band Edge Data
Test Site : No.3 OATS
Test date : 2016.09.13
Test Mode : Mode 2 SISO B: Transmit (802.11a-6Mbps) -Channel 100 (5500MHz)

RF Radiated Measurement:

	Frequency (MHz)	Correct Factor (dB)	Reading Level (dBμV)	Measure Level (dBμV /m)	Margin (dB)	Limit (dBμV /m)	Result
Horizontal	5460.145	11.705	42.787	54.492	-13.728	68.220	Pass
Horizontal	5470.000	11.838	40.149	51.987	-16.233	68.220	Pass
Horizontal	5502.754	12.188	90.760	102.948	34.728	68.220	Pass

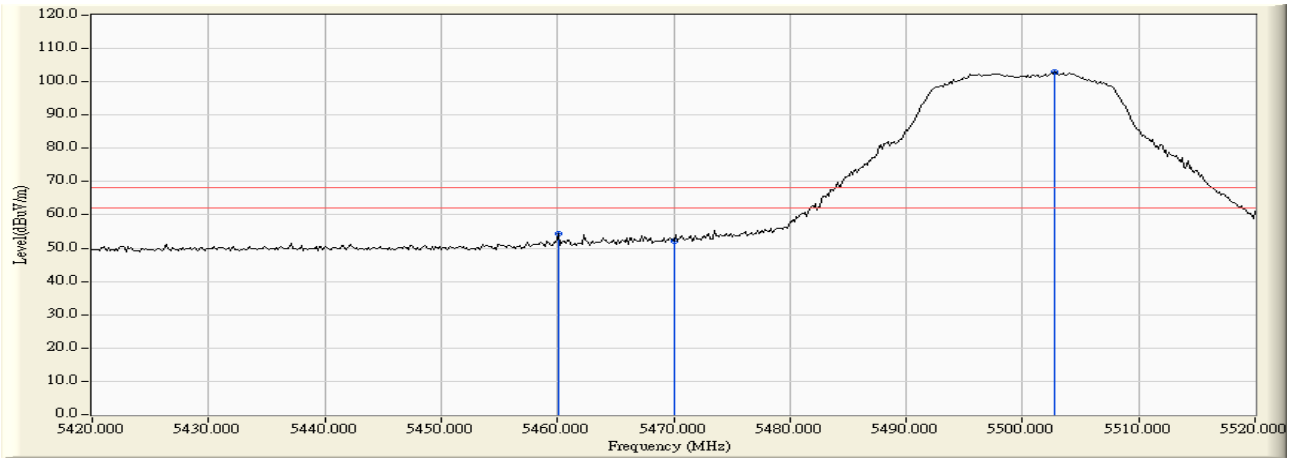

Product : Intel® Dual Band Wireless-AC 8265
Test Item : Band Edge Data
Test Site : No.3 OATS
Test date : 2016.09.13
Test Mode : Mode 2 SISO B: Transmit (802.11a-6Mbps) -Channel 100 (5500MHz)

RF Radiated Measurement:

	Frequency (MHz)	Correct Factor (dB)	Reading Level (dBμV)	Measure Level (dBμV /m)	Margin (dB)	Limit (dBμV /m)	Result
Vertical	5467.971	13.447	47.457	60.904	-7.316	68.220	Pass
Vertical	5470.000	13.462	45.685	59.147	-9.073	68.220	Pass
Vertical	5502.609	13.638	95.922	109.559	41.339	68.220	Pass

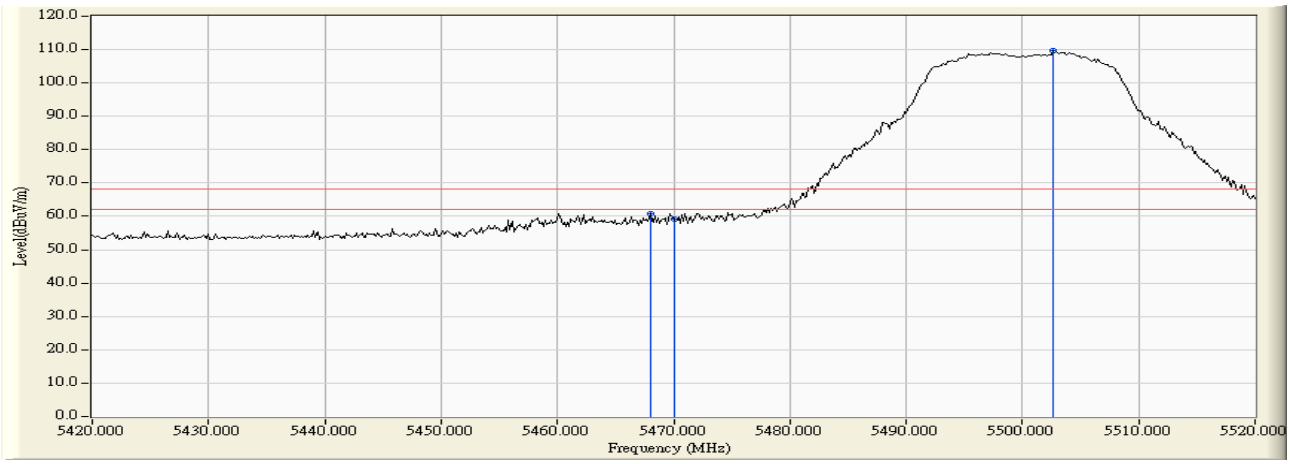

Product : Intel® Dual Band Wireless-AC 8265
Test Item : Band Edge Data
Test Site : No.3 OATS
Test date : 2016.09.13
Test Mode : Mode 2 SISO B: Transmit (802.11a-6Mbps) -Channel 140 (5700MHz)

RF Radiated Measurement:

	Frequency (MHz)	Correct Factor (dB)	Reading Level (dBµV)	Measure Level (dBµV /m)	Margin (dB)	Limit (dBµV /m)	Result
Horizontal	5703.551	11.646	90.499	102.144	33.924	68.220	Pass
Horizontal	5725.000	11.592	43.445	55.037	-13.183	68.220	Pass

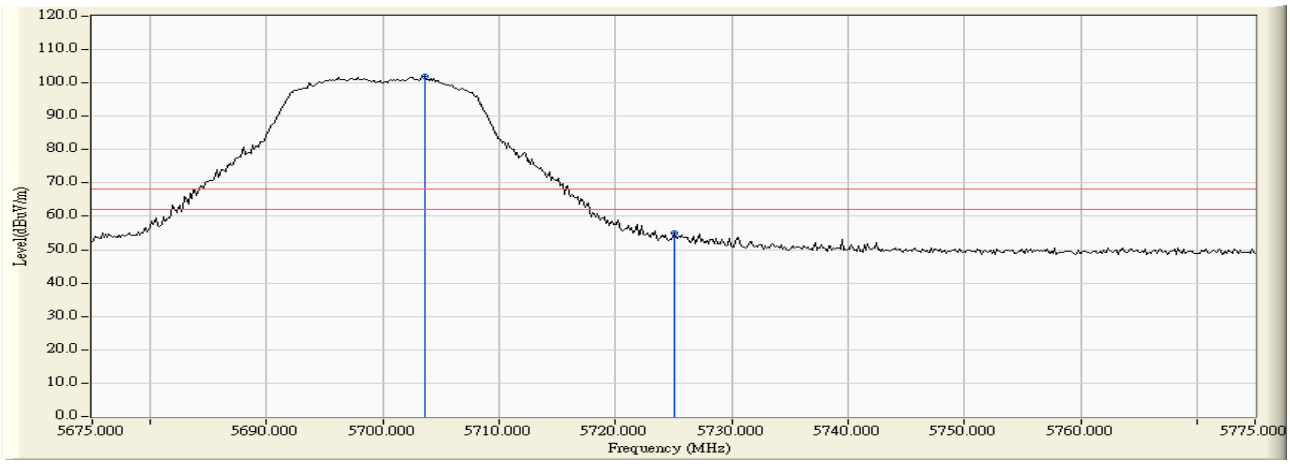

Product : Intel® Dual Band Wireless-AC 8265
Test Item : Band Edge Data
Test Site : No.3 OATS
Test date : 2016.09.13
Test Mode : Mode 2 SISO B: Transmit (802.11a-6Mbps) -Channel 140 (5700MHz)

RF Radiated Measurement:

	Frequency (MHz)	Correct Factor (dB)	Reading Level (dBμV)	Measure Level (dBμV /m)	Margin (dB)	Limit (dBμV /m)	Result
Vertical	5702.536	12.998	95.625	108.623	40.403	68.220	Pass
Vertical	5725.000	12.930	45.513	58.443	-9.777	68.220	Pass
Vertical	5726.159	12.926	47.646	60.572	-7.648	68.220	Pass

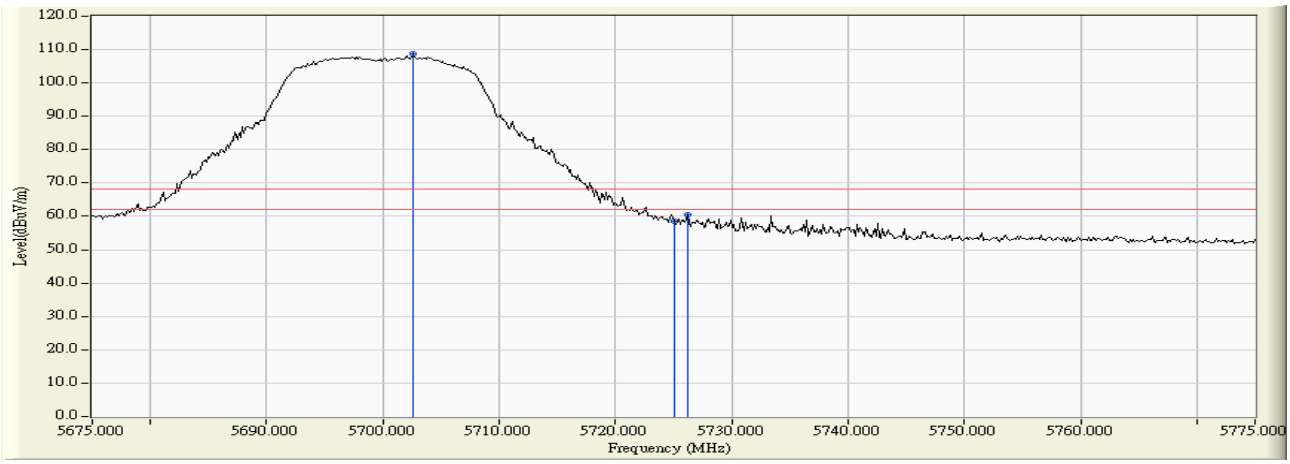

Product : Intel® Dual Band Wireless-AC 8265
Test Item : Band Edge Data
Test Site : No.3 OATS
Test date : 2016.09.13
Test Mode : Mode 2 SISO B: Transmit (802.11a-6Mbps) -Channel 149 (5745MHz)

RF Radiated Measurement:

	Frequency (MHz)	Correct Factor (dB)	Reading Level (dBμV)	Measure Level (dBμV /m)	Margin (dB)	Limit (dBμV /m)	Result
Horizontal	5630.942	11.509	38.864	50.373	-17.847	68.220	Pass
Horizontal	5650.000	11.554	38.093	49.648	-18.572	68.220	Pass
Horizontal	5695.616	11.650	44.795	56.445	-45.513	101.958	Pass
Horizontal	5700.000	11.647	44.721	56.368	-48.832	105.200	Pass
Horizontal	5719.710	11.608	54.924	66.532	-44.187	110.719	Pass
Horizontal	5720.000	11.607	54.577	66.184	-44.616	110.800	Pass
Horizontal	5725.000	11.592	67.621	79.213	-42.987	122.200	Pass
Horizontal	5748.623	11.516	93.884	105.401	-25.799	131.200	Pass

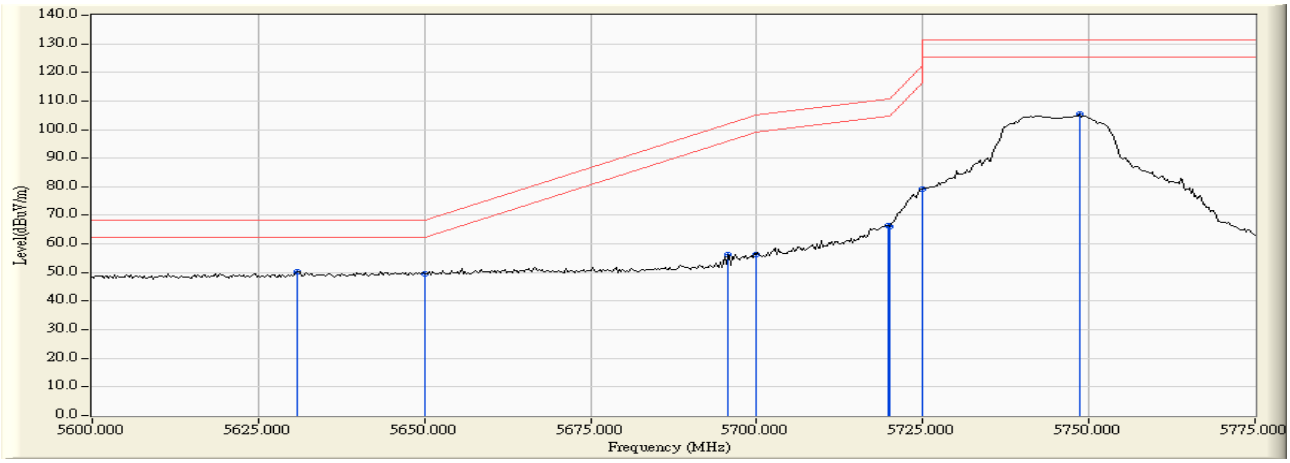

Product : Intel® Dual Band Wireless-AC 8265
Test Item : Band Edge Data
Test Site : No.3 OATS
Test date : 2016.09.13
Test Mode : Mode 2 SISO B: Transmit (802.11a-6Mbps) -Channel 149 (5745MHz)

RF Radiated Measurement:

	Frequency (MHz)	Correct Factor (dB)	Reading Level (dBμV)	Measure Level (dBμV /m)	Margin (dB)	Limit (dBμV /m)	Result
Vertical	5648.442	13.030	41.761	54.791	-13.429	68.220	Pass
Vertical	5650.000	13.029	41.019	54.048	-14.172	68.220	Pass
Vertical	5698.659	13.006	51.053	64.059	-40.149	104.208	Pass
Vertical	5700.000	13.003	50.156	63.159	-42.041	105.200	Pass
Vertical	5720.000	12.947	61.019	73.966	-36.834	110.800	Pass
Vertical	5725.000	12.930	72.513	85.443	-36.757	122.200	Pass
Vertical	5747.862	12.850	97.900	110.750	-20.450	131.200	Pass

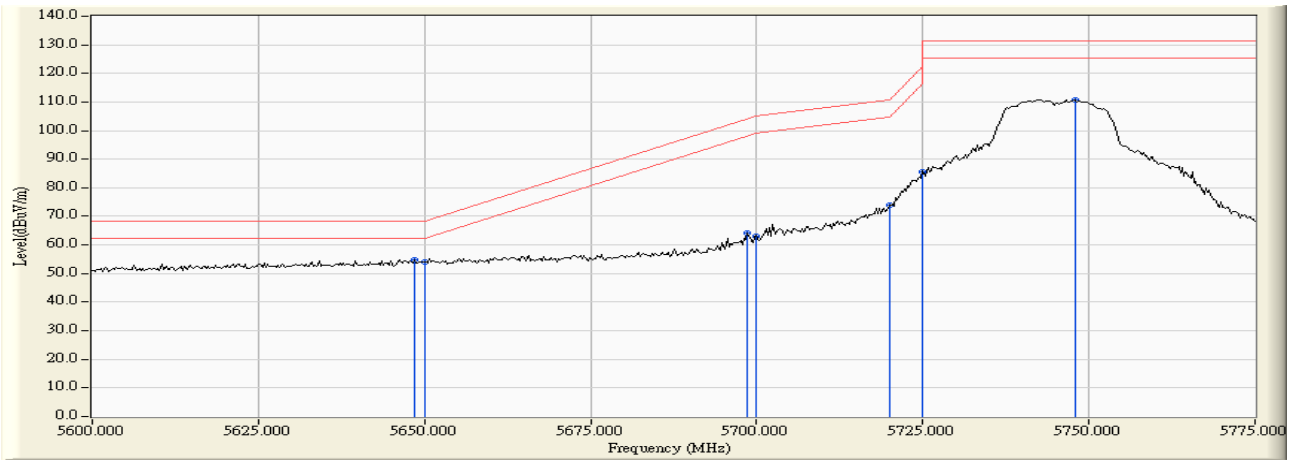

Product : Intel® Dual Band Wireless-AC 8265
Test Item : Band Edge Data
Test Site : No.3 OATS
Test date : 2016.09.13
Test Mode : Mode 2 SISO B: Transmit (802.11a-6Mbps) -Channel 165 (5825MHz)

RF Radiated Measurement:

	Frequency (MHz)	Correct Factor (dB)	Reading Level (dBμV)	Measure Level (dBμV /m)	Margin (dB)	Limit (dBμV /m)	Result
Horizontal	5828.696	11.553	94.940	106.493	-24.707	131.200	Pass
Horizontal	5850.000	11.701	60.715	72.416	-49.784	122.200	Pass
Horizontal	5850.145	11.702	60.761	72.463	-49.406	121.869	Pass
Horizontal	5855.000	11.735	56.581	68.316	-42.484	110.800	Pass
Horizontal	5855.652	11.740	57.619	69.359	-41.258	110.617	Pass
Horizontal	5875.000	11.873	46.725	58.598	-46.602	105.200	Pass
Horizontal	5876.812	11.886	47.709	59.595	-44.264	103.859	Pass
Horizontal	5925.000	12.068	38.418	50.487	-17.713	68.200	Pass
Horizontal	5989.855	12.123	39.199	51.322	-16.878	68.200	Pass

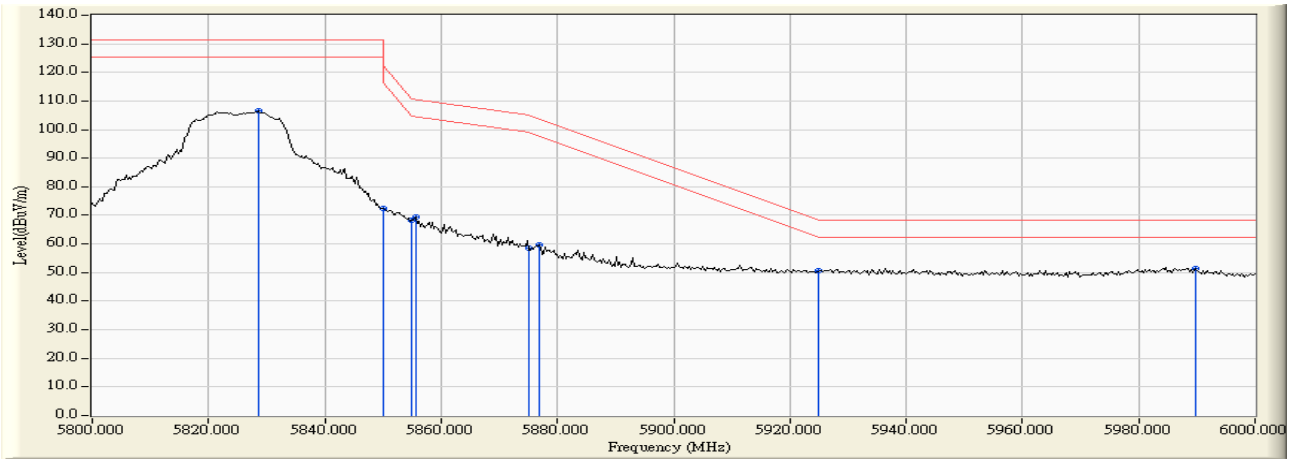

Product : Intel® Dual Band Wireless-AC 8265
Test Item : Band Edge Data
Test Site : No.3 OATS
Test date : 2016.09.13
Test Mode : Mode 2 SISO B: Transmit (802.11a-6Mbps) -Channel 165 (5825MHz)

RF Radiated Measurement:

	Frequency (MHz)	Correct Factor (dB)	Reading Level (dBμV)	Measure Level (dBμV /m)	Margin (dB)	Limit (dBμV /m)	Result
Vertical	5828.696	12.728	97.660	110.389	-20.811	131.200	Pass
Vertical	5850.000	12.774	62.281	75.055	-47.145	122.200	Pass
Vertical	5851.014	12.775	63.155	75.931	-43.957	119.888	Pass
Vertical	5855.000	12.784	58.950	71.734	-39.066	110.800	Pass
Vertical	5856.232	12.787	59.249	72.036	-38.419	110.455	Pass
Vertical	5875.000	12.825	48.772	61.597	-43.603	105.200	Pass
Vertical	5875.652	12.828	49.682	62.509	-42.209	104.718	Pass
Vertical	5925.000	12.911	39.931	52.842	-15.358	68.200	Pass
Vertical	5934.493	12.924	40.219	53.143	-15.057	68.200	Pass

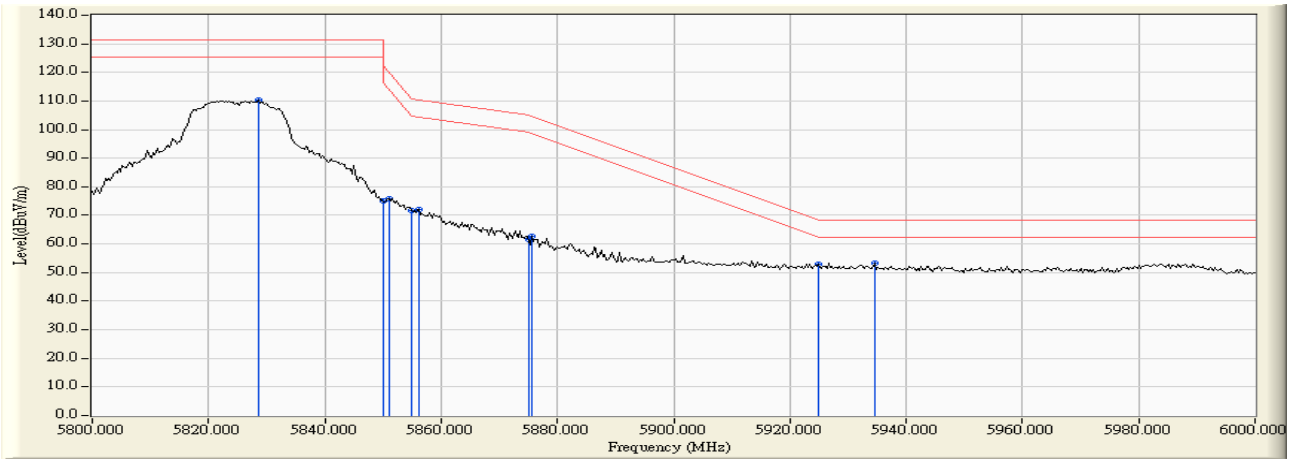

Product	:	Intel® Dual Band Wireless-AC 8265
Test Item	:	Band Edge Data
Test Site	:	No.3 OATS
Test date	:	2016.09.11
Test Mode	:	Mode 2 SISO B: Transmit (802.11n-20BW 7.2Mbps) -Channel 36 (5180MHz)

RF Radiated Measurement (Horizontal):

Channel No.	Frequency (MHz)	Correct Factor (dB)	Reading Level (dBμV)	Emission Level (dBμV/m)	Peak Limit (dBμV/m)	Average Limit (dBμV/m)	Result
36 (Peak)	5145.507	10.482	45.242	55.724	74.00	54.00	Pass
36 (Peak)	5150.000	10.470	44.316	54.787	74.00	54.00	Pass
36 (Peak)	5177.246	10.400	89.122	99.523	--	--	--
36 (Average)	5150.000	10.470	27.751	38.222	74.00	54.00	Pass
36 (Average)	5177.101	10.401	77.695	88.096	--	--	--

Figure Channel 36: Horizontal (Peak)

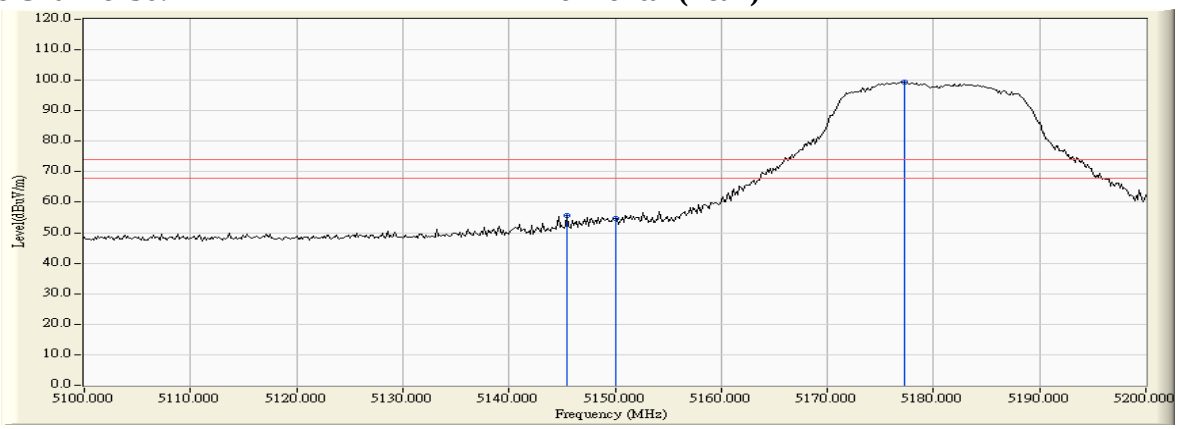

Figure Channel 36: Horizontal (Average)

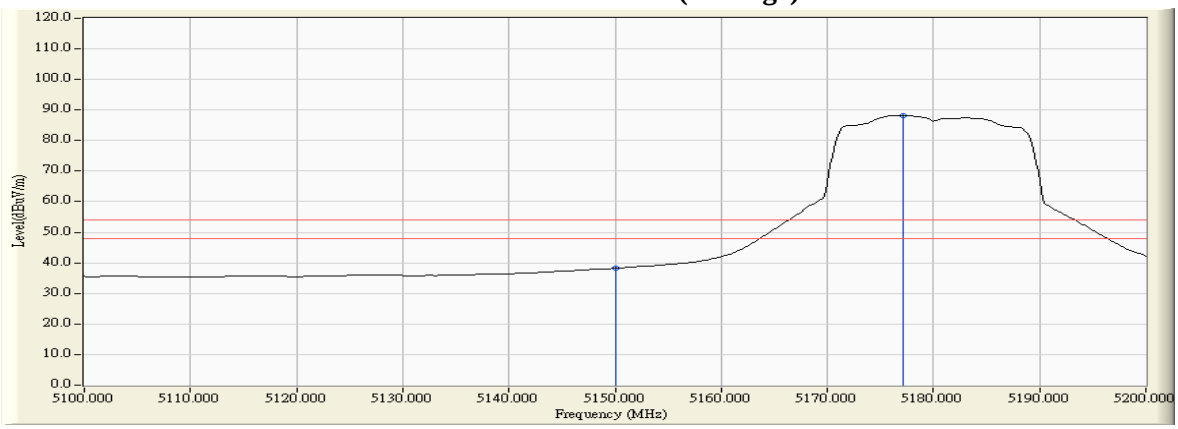

Note:

1. All readings above 1GHz are performed with peak and/or average measurements as necessary.
2. Peak measurements: RBW = 1MHz, VBW = 3 MHz, Sweep: Auto.
3. Average measurements: RBW = 1MHz, VBW = 10 Hz, Sweep: Auto.
4. " * ", means this data is the worst emission level.
5. Measurement Level = Reading Level + Correct Factor.
6. The average measurement was not performed when the peak measured data under the limit of average detection.

Product	:	Intel® Dual Band Wireless-AC 8265
Test Item	:	Band Edge Data
Test Site	:	No.3 OATS
Test date	:	2016.09.11
Test Mode	:	Mode 2 SISO B: Transmit (802.11n-20BW 7.2Mbps) -Channel 36 (5180MHz)

RF Radiated Measurement (Vertical):

Channel No.	Frequency (MHz)	Correct Factor (dB)	Reading Level (dBμV)	Emission Level (dBμV/m)	Peak Limit (dBμV/m)	Average Limit (dBμV/m)	Result
36 (Peak)	5145.942	12.376	52.086	64.461	74.00	54.00	Pass
36 (Peak)	5150.000	12.390	49.315	61.705	74.00	54.00	Pass
36 (Peak)	5176.667	12.489	95.145	107.634	--	--	--
36 (Average)	5150.000	12.390	33.037	45.427	74.00	54.00	Pass
36 (Average)	5177.246	12.491	83.840	96.331	--	--	--

Figure Channel 36: Vertical (Peak)

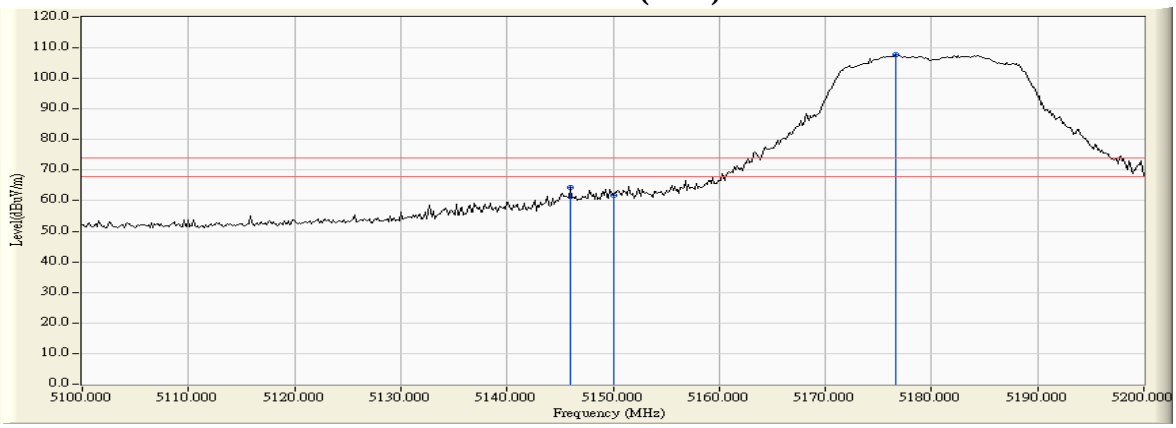

Figure Channel 36: Vertical (Average)

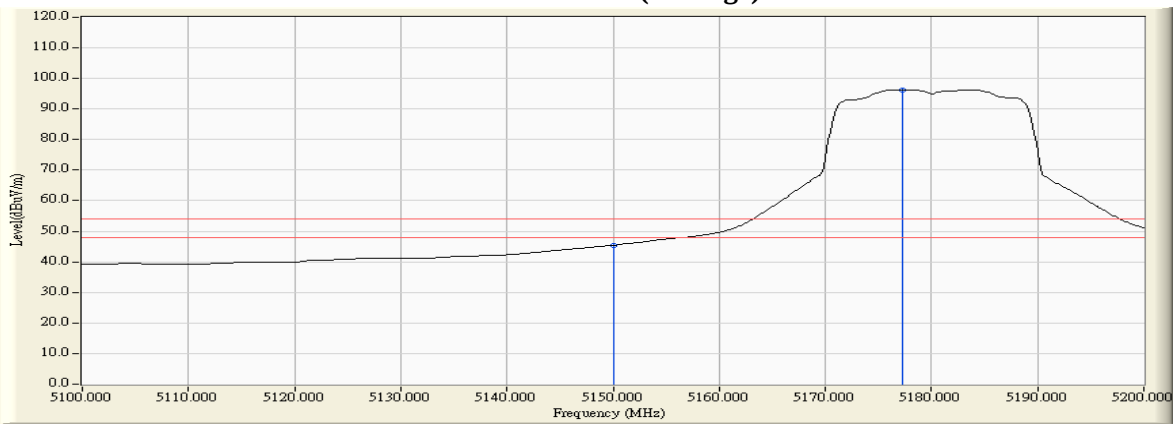

Note:

1. All readings above 1GHz are performed with peak and/or average measurements as necessary.
2. Peak measurements: RBW = 1MHz, VBW = 3 MHz, Sweep: Auto.
3. Average measurements: RBW = 1MHz, VBW = 10 Hz, Sweep: Auto.
4. " * ", means this data is the worst emission level.
5. Measurement Level = Reading Level + Correct Factor.
6. The average measurement was not performed when the peak measured data under the limit of average detection.

Product	:	Intel® Dual Band Wireless-AC 8265
Test Item	:	Band Edge Data
Test Site	:	No.3 OATS
Test date	:	2016.09.11
Test Mode	:	Mode 2 SISO B: Transmit (802.11n-20BW 7.2Mbps) -Channel 64 (5320MHz)

RF Radiated Measurement (Horizontal):

Channel No.	Frequency (MHz)	Correct Factor (dB)	Reading Level (dBμV)	Emission Level (dBμV/m)	Peak Limit (dBμV/m)	Arerage Limit (dBμV/m)	Result
64 (Peak)	5317.246	11.108	89.683	100.791	--	--	--
64 (Peak)	5350.000	11.024	44.013	55.037	74.00	54.00	Pass
64 (Peak)	5350.580	11.023	44.949	55.972	74.00	54.00	Pass
64 (Average)	5323.188	11.093	78.200	89.293	--	--	--
64 (Average)	5350.000	11.024	28.763	39.787	74.00	54.00	Pass

Figure Channel 64: Horizontal (Peak)

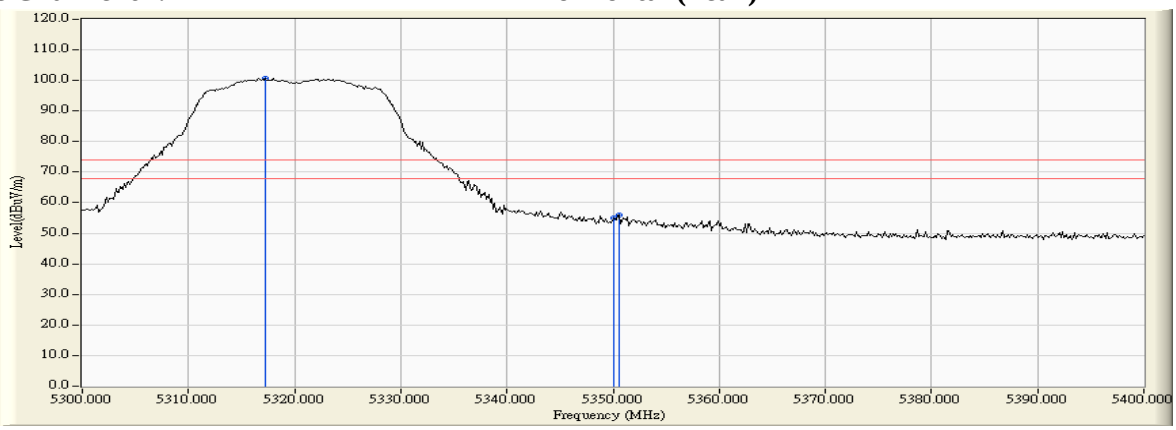

Figure Channel 64: Horizontal (Average)

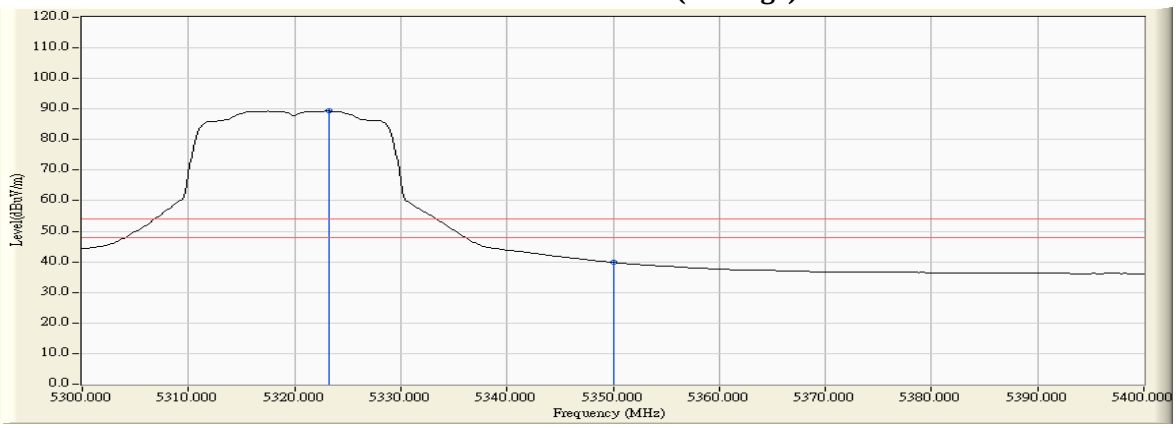

Note:

1. All readings above 1GHz are performed with peak and/or average measurements as necessary.
2. Peak measurements: RBW = 1MHz, VBW = 3 MHz, Sweep: Auto.
3. Average measurements: RBW = 1MHz, VBW = 10 Hz, Sweep: Auto.
4. " * ", means this data is the worst emission level.
5. Measurement Level = Reading Level + Correct Factor.
6. The average measurement was not performed when the peak measured data under the limit of average detection.

Product : Intel® Dual Band Wireless-AC 8265
Test Item : Band Edge Data
Test Site : No.3 OATS
Test date : 2016.09.11
Test Mode : Mode 2 SISO B: Transmit (802.11n-20BW 7.2Mbps) -Channel 64 (5320MHz)

RF Radiated Measurement (Vertical):

Channel No.	Frequency (MHz)	Correct Factor (dB)	Reading Level (dBμV)	Emission Level (dBμV/m)	Peak Limit (dBμV/m)	Arerage Limit (dBμV/m)	Result
64 (Peak)	5318.696	13.018	95.417	108.436	--	--	--
64 (Peak)	5350.000	12.999	48.108	61.107	74.00	54.00	Pass
64 (Peak)	5350.870	13.000	49.777	62.776	74.00	54.00	Pass
64 (Average)	5317.101	13.020	84.209	97.229	--	--	--
64 (Average)	5350.000	12.999	33.389	46.388	74.00	54.00	Pass

Figure Channel 64: Vertical (Peak)

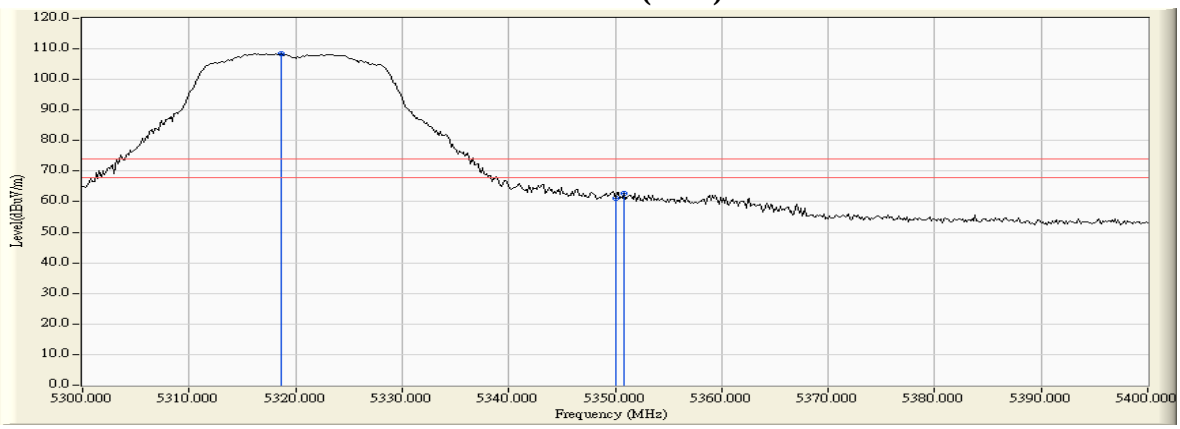

Figure Channel 64: Vertical (Average)

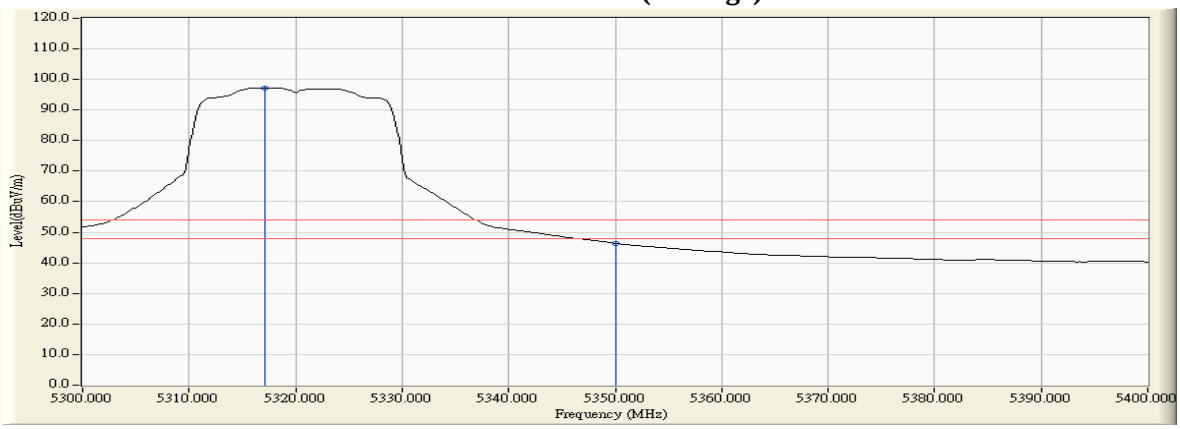

Note:

1. All readings above 1GHz are performed with peak and/or average measurements as necessary.
2. Peak measurements: RBW = 1MHz, VBW = 3 MHz, Sweep: Auto.
3. Average measurements: RBW = 1MHz, VBW = 10 Hz, Sweep: Auto.
4. " * ", means this data is the worst emission level.
5. Measurement Level = Reading Level + Correct Factor.
6. The average measurement was not performed when the peak measured data under the limit of average detection.

Product : Intel® Dual Band Wireless-AC 8265
Test Item : Band Edge Data
Test Site : No.3 OATS
Test date : 2016.09.11
Test Mode : Mode 2 SISO B: Transmit (802.11n-20BW 7.2Mbps) -Channel 100 (5500MHz)

RF Radiated Measurement (Horizontal):

Channel No.	Frequency (MHz)	Correct Factor (dB)	Reading Level (dBμV)	Emission Level (dBμV/m)	Peak Limit (dBμV/m)	Arerage Limit (dBμV/m)	Result
100 (Peak)	5459.710	11.699	43.632	55.331	74.00	54.00	Pass
100 (Peak)	5460.000	11.703	40.524	52.227	74.00	54.00	Pass
100 (Peak)	5502.609	12.187	90.588	102.775	--	--	--
100 (Average)	5458.986	11.689	27.061	38.750	74.00	54.00	Pass
100 (Average)	5460.000	11.703	27.030	38.733	74.00	54.00	Pass
100 (Average)	5497.101	12.149	78.971	91.119	--	--	--

Figure Channel 100: Horizontal (Peak)

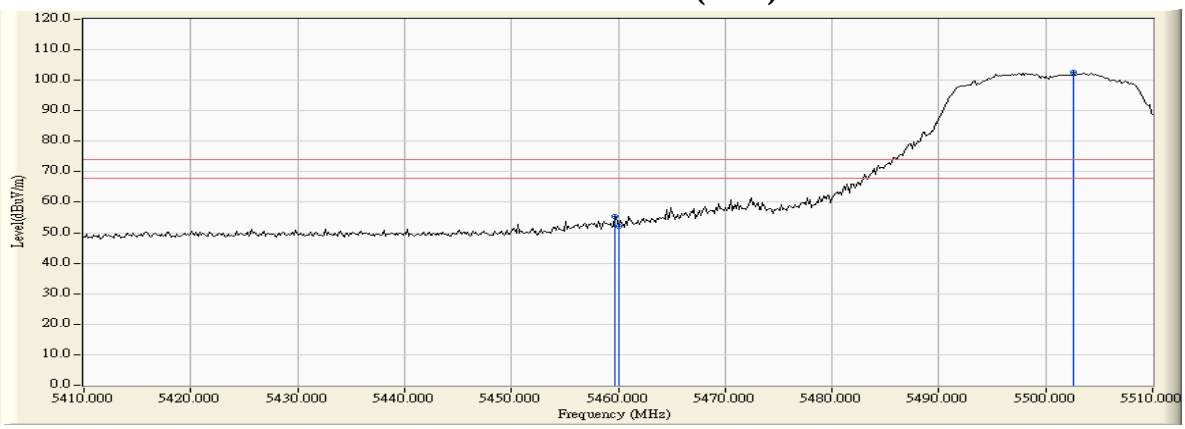

Figure Channel 100: Horizontal (Average)

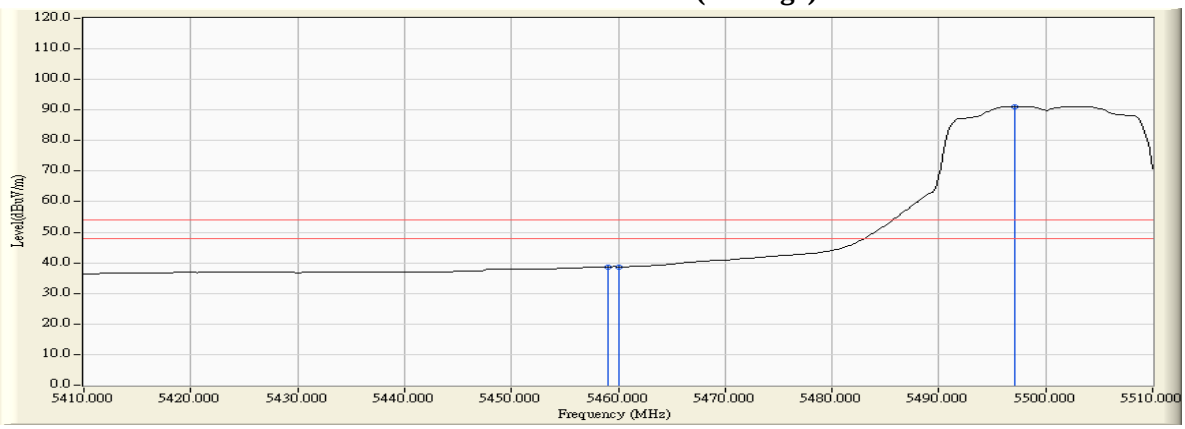

Note:

1. All readings above 1GHz are performed with peak and/or average measurements as necessary.
2. Peak measurements: RBW = 1MHz, VBW = 3 MHz, Sweep: Auto.
3. Average measurements: RBW = 1MHz, VBW = 10 Hz, Sweep: Auto.
4. " * ", means this data is the worst emission level.
5. Measurement Level = Reading Level + Correct Factor.
6. The average measurement was not performed when the peak measured data under the limit of average detection.

Product : Intel® Dual Band Wireless-AC 8265
Test Item : Band Edge Data
Test Site : No.3 OATS
Test date : 2016.09.11
Test Mode : Mode 2 SISO B: Transmit (802.11n-20BW 7.2Mbps) -Channel 100 (5500MHz)

RF Radiated Measurement (Vertical):

Channel No.	Frequency (MHz)	Correct Factor (dB)	Reading Level (dBμV)	Emission Level (dBμV/m)	Peak Limit (dBμV/m)	Arerage Limit (dBμV/m)	Result
100 (Peak)	5458.116	13.376	49.648	63.024	74.00	54.00	Pass
100 (Peak)	5460.000	13.390	47.375	60.765	74.00	54.00	Pass
100 (Peak)	5502.609	13.638	96.386	110.023	--	--	--
100 (Average)	5459.565	13.386	31.065	44.451	74.00	54.00	Pass
100 (Average)	5460.000	13.390	31.007	44.397	74.00	54.00	Pass
100 (Average)	5496.667	13.620	85.045	98.664	--	--	--

Figure Channel 100: Vertical (Peak)

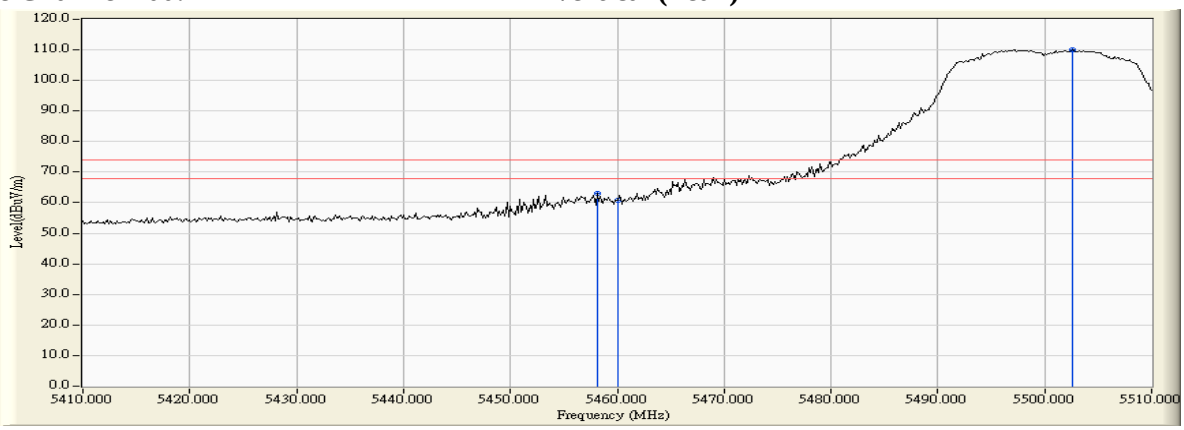

Figure Channel 100: Vertical (Average)

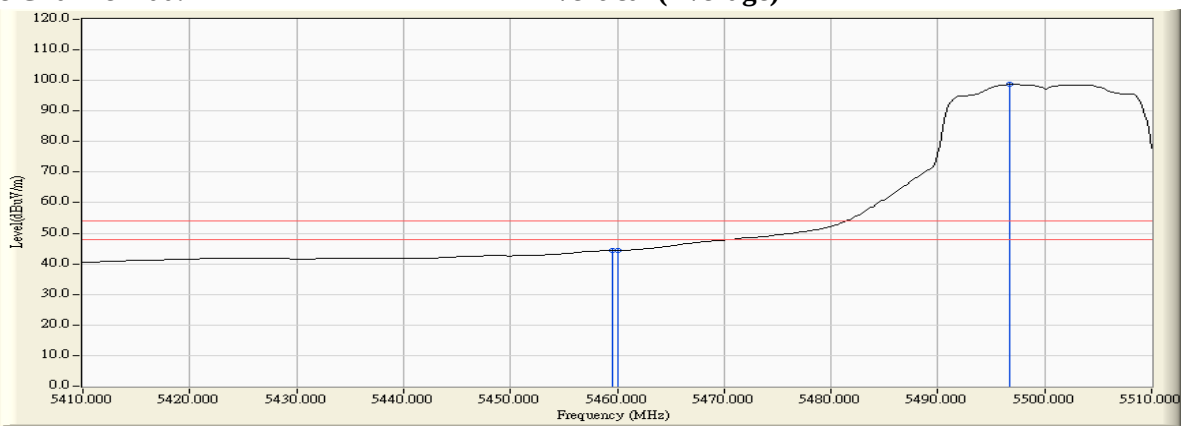

Note:

1. All readings above 1GHz are performed with peak and/or average measurements as necessary.
2. Peak measurements: RBW = 1MHz, VBW = 3 MHz, Sweep: Auto.
3. Average measurements: RBW = 1MHz, VBW = 10 Hz, Sweep: Auto.
4. " * ", means this data is the worst emission level.
5. Measurement Level = Reading Level + Correct Factor.
6. The average measurement was not performed when the peak measured data under the limit of average detection.

Product : Intel® Dual Band Wireless-AC 8265
Test Item : Band Edge Data
Test Site : No.3 OATS
Test date : 2016.09.13
Test Mode : Mode 2 SISO B: Transmit (802.11n-20BW 7.2Mbps) -Channel 100 (5500MHz)

RF Radiated Measurement:

	Frequency (MHz)	Correct Factor (dB)	Reading Level (dBμV)	Measure Level (dBμV /m)	Margin (dB)	Limit (dBμV /m)	Result
Horizontal	5468.986	11.825	48.662	60.487	-7.733	68.220	Pass
Horizontal	5470.000	11.838	48.203	60.041	-8.179	68.220	Pass
Horizontal	5502.754	12.188	90.686	102.874	34.654	68.220	Pass

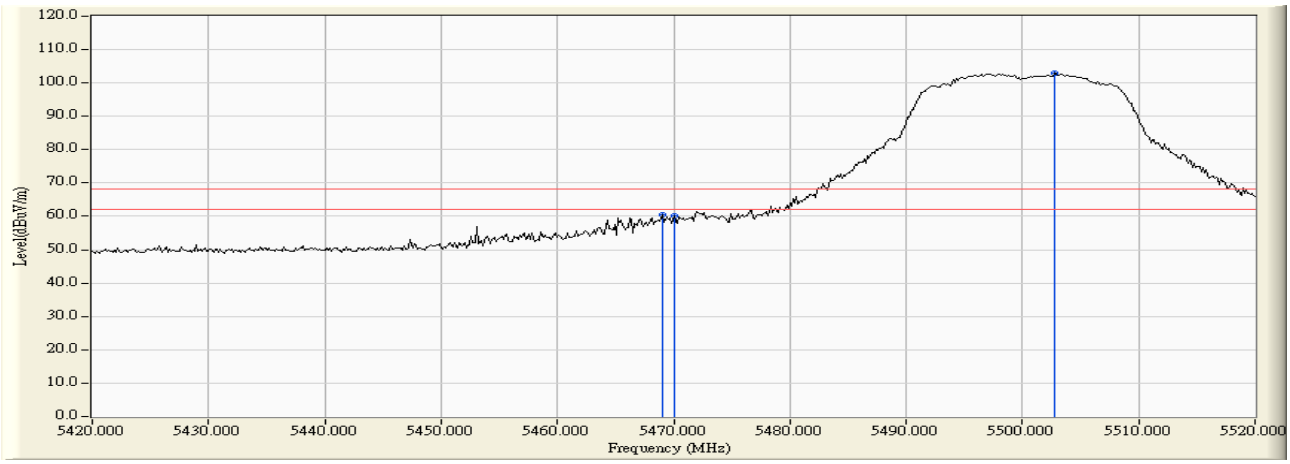

Product	:	Intel® Dual Band Wireless-AC 8265
Test Item	:	Band Edge Data
Test Site	:	No.3 OATS
Test date	:	2016.09.13
Test Mode	:	Mode 2 SISO B: Transmit (802.11n-20BW 7.2Mbps) -Channel 100 (5500MHz)

RF Radiated Measurement:

	Frequency (MHz)	Correct Factor (dB)	Reading Level (dBμV)	Measure Level (dBμV /m)	Margin (dB)	Limit (dBμV /m)	Result
Vertical	5469.565	13.459	53.837	67.296	-0.924	68.220	Pass
Vertical	5470.000	13.462	51.606	65.068	-3.152	68.220	Pass
Vertical	5503.043	13.639	95.784	109.423	41.203	68.220	Pass

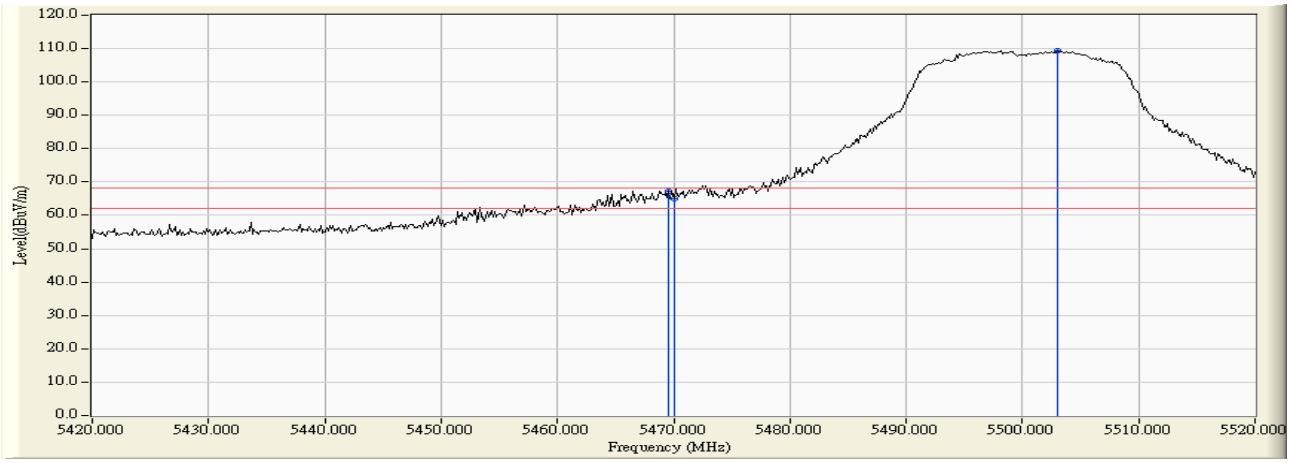

Product : Intel® Dual Band Wireless-AC 8265
Test Item : Band Edge Data
Test Site : No.3 OATS
Test date : 2016.09.13
Test Mode : Mode 2 SISO B: Transmit (802.11n-20BW 7.2Mbps) -Channel 140 (5700MHz)

RF Radiated Measurement:

	Frequency (MHz)	Correct Factor (dB)	Reading Level (dBμV)	Measure Level (dBμV /m)	Margin (dB)	Limit (dBμV /m)	Result
Horizontal	5702.826	11.645	89.456	101.102	32.882	68.220	Pass
Horizontal	5725.000	11.592	41.941	53.533	-14.687	68.220	Pass
Horizontal	5732.101	11.570	43.800	55.370	-12.850	68.220	Pass

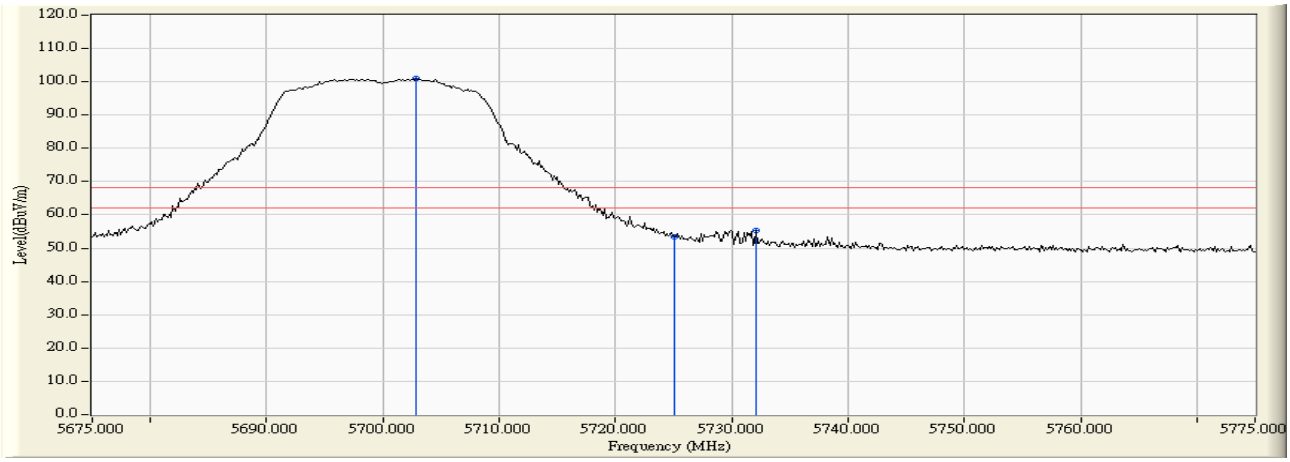

Product : Intel® Dual Band Wireless-AC 8265
Test Item : Band Edge Data
Test Site : No.3 OATS
Test date : 2016.09.13
Test Mode : Mode 2 SISO B: Transmit (802.11n-20BW 7.2Mbps) -Channel 140 (5700MHz)

RF Radiated Measurement:

	Frequency (MHz)	Correct Factor (dB)	Reading Level (dBμV)	Measure Level (dBμV /m)	Margin (dB)	Limit (dBμV /m)	Result
Vertical	5702.826	12.997	94.353	107.351	39.131	68.220	Pass
Vertical	5725.000	12.930	46.314	59.244	-8.976	68.220	Pass
Vertical	5731.522	12.908	49.200	62.108	-6.112	68.220	Pass

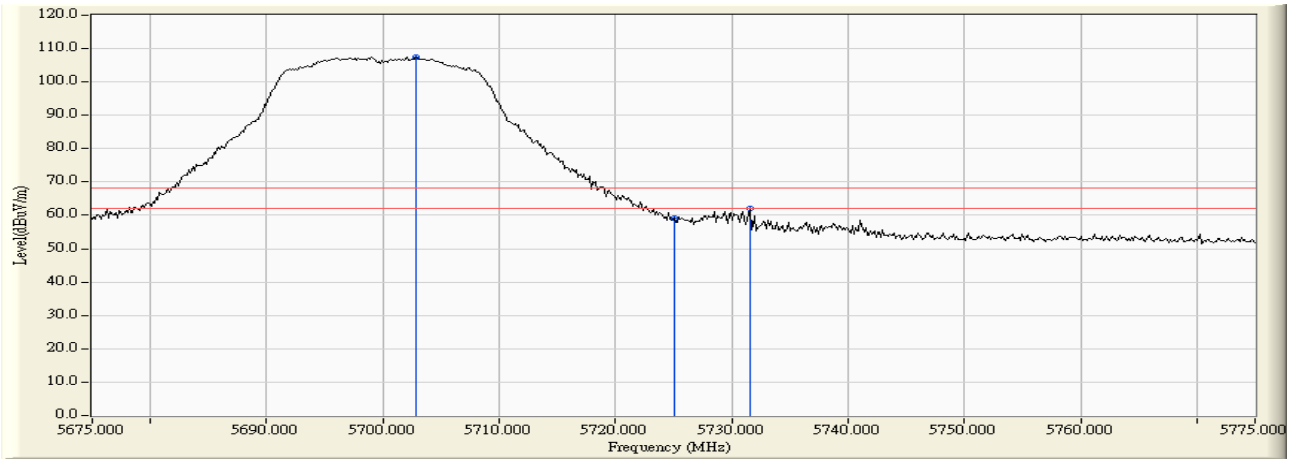

Product : Intel® Dual Band Wireless-AC 8265
Test Item : Band Edge Data
Test Site : No.3 OATS
Test date : 2016.09.13
Test Mode : Mode 2 SISO B: Transmit (802.11n-20BW 7.2Mbps) -Channel 149 (5745MHz)

RF Radiated Measurement:

	Frequency (MHz)	Correct Factor (dB)	Reading Level (dBμV)	Measure Level (dBμV /m)	Margin (dB)	Limit (dBμV /m)	Result
Horizontal	5630.181	11.507	39.058	50.566	-17.654	68.220	Pass
Horizontal	5650.000	11.554	38.155	49.710	-18.510	68.220	Pass
Horizontal	5696.884	11.649	45.462	57.111	-45.784	102.895	Pass
Horizontal	5700.000	11.647	43.717	55.364	-49.836	105.200	Pass
Horizontal	5720.000	11.607	57.832	69.439	-41.361	110.800	Pass
Horizontal	5724.022	11.595	68.815	80.410	-39.560	119.970	Pass
Horizontal	5725.000	11.592	67.343	78.935	-43.265	122.200	Pass
Horizontal	5749.384	11.513	93.152	104.666	-26.534	131.200	Pass

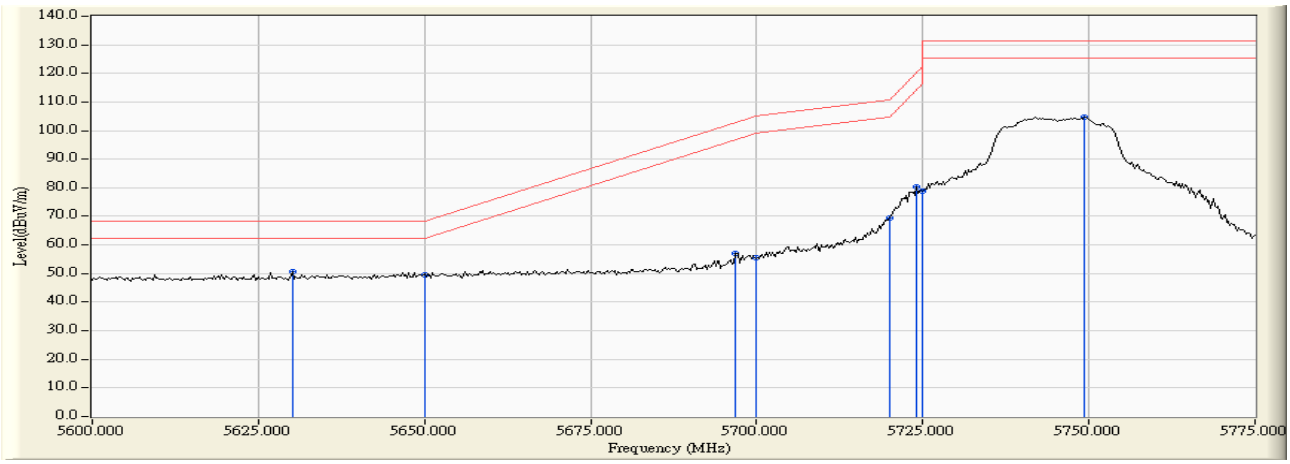

Product : Intel® Dual Band Wireless-AC 8265
Test Item : Band Edge Data
Test Site : No.3 OATS
Test date : 2016.09.13
Test Mode : Mode 2 SISO B: Transmit (802.11n-20BW 7.2Mbps) -Channel 149 (5745MHz)

RF Radiated Measurement:

	Frequency (MHz)	Correct Factor (dB)	Reading Level (dBμV)	Measure Level (dBμV /m)	Margin (dB)	Limit (dBμV /m)	Result
Vertical	5635.507	13.032	43.004	56.037	-12.183	68.220	Pass
Vertical	5650.000	13.029	42.333	55.362	-12.858	68.220	Pass
Vertical	5698.913	13.005	52.165	65.170	-39.226	104.396	Pass
Vertical	5700.000	13.003	50.961	63.964	-41.236	105.200	Pass
Vertical	5720.000	12.947	64.376	77.323	-33.477	110.800	Pass
Vertical	5723.768	12.934	74.561	87.495	-31.896	119.391	Pass
Vertical	5725.000	12.930	74.349	87.279	-34.921	122.200	Pass
Vertical	5741.775	12.873	97.878	110.750	-20.450	131.200	Pass

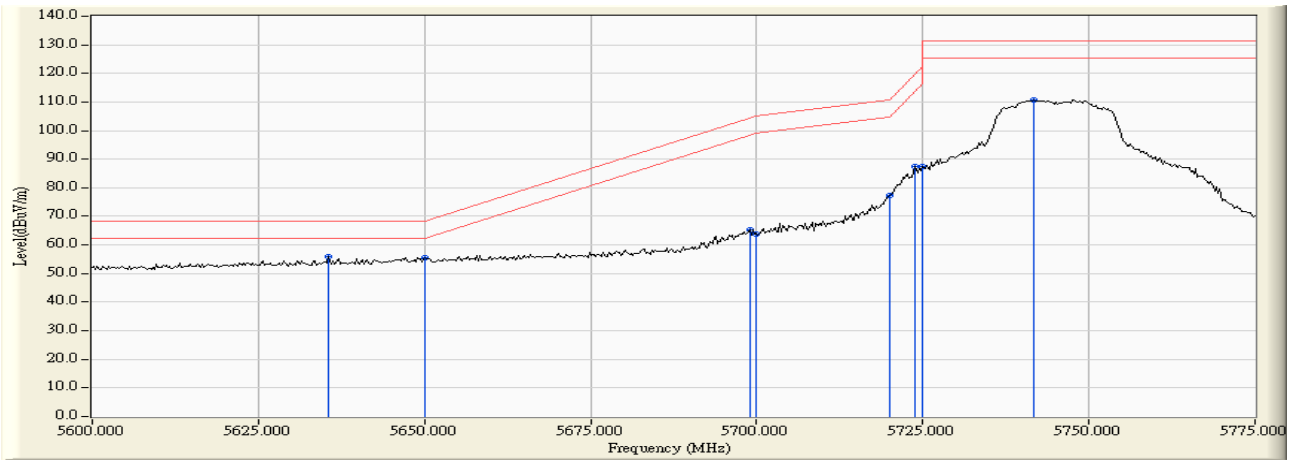

Product : Intel® Dual Band Wireless-AC 8265
Test Item : Band Edge Data
Test Site : No.3 OATS
Test date : 2016.09.13
Test Mode : Mode 2 SISO B: Transmit (802.11n-20BW 7.2Mbps) -Channel 165 (5825MHz)

RF Radiated Measurement:

	Frequency (MHz)	Correct Factor (dB)	Reading Level (dBμV)	Measure Level (dBμV /m)	Margin (dB)	Limit (dBμV /m)	Result
Horizontal	5828.986	11.555	94.469	106.024	-25.176	131.200	Pass
Horizontal	5850.000	11.701	63.940	75.641	-46.559	122.200	Pass
Horizontal	5855.000	11.735	58.314	70.049	-40.751	110.800	Pass
Horizontal	5856.812	11.747	58.604	70.352	-39.941	110.293	Pass
Horizontal	5875.000	11.873	48.844	60.717	-44.483	105.200	Pass
Horizontal	5876.522	11.884	49.784	61.668	-42.406	104.074	Pass
Horizontal	5925.000	12.068	39.001	51.070	-17.130	68.200	Pass
Horizontal	5984.348	12.118	39.359	51.478	-16.722	68.200	Pass

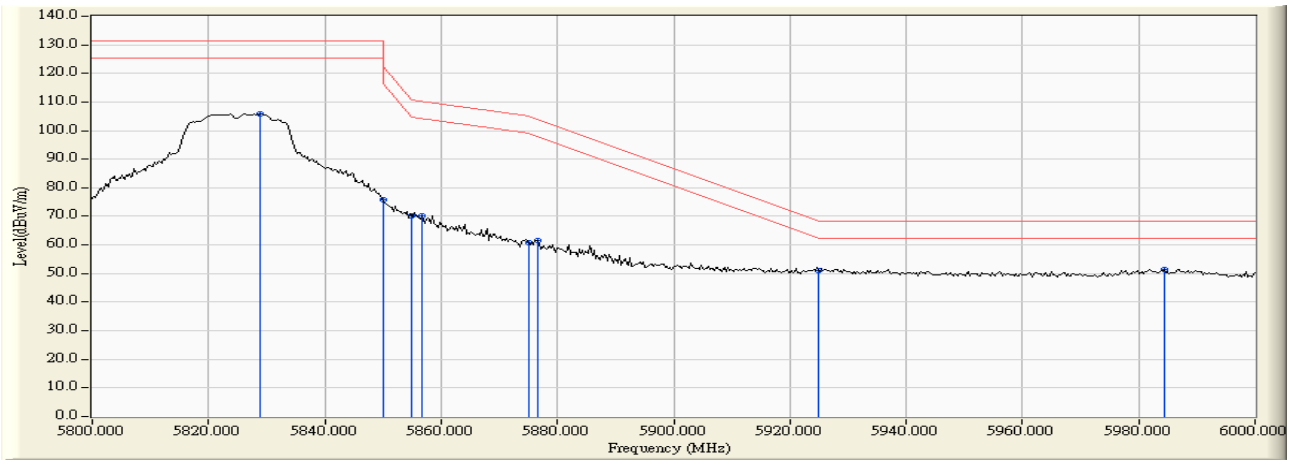

Product : Intel® Dual Band Wireless-AC 8265
Test Item : Band Edge Data
Test Site : No.3 OATS
Test date : 2016.09.13
Test Mode : Mode 2 SISO B: Transmit (802.11n-20BW 7.2Mbps) -Channel 165 (5825MHz)

RF Radiated Measurement:

	Frequency (MHz)	Correct Factor (dB)	Reading Level (dBμV)	Measure Level (dBμV /m)	Margin (dB)	Limit (dBμV /m)	Result
Vertical	5821.739	12.713	97.410	110.124	-21.076	131.200	Pass
Vertical	5850.000	12.774	65.176	77.950	-44.250	122.200	Pass
Vertical	5855.000	12.784	60.596	73.380	-37.420	110.800	Pass
Vertical	5875.000	12.825	50.332	63.157	-42.043	105.200	Pass
Vertical	5877.101	12.829	50.996	63.826	-39.819	103.645	Pass
Vertical	5925.000	12.911	39.996	52.907	-15.293	68.200	Pass
Vertical	5983.768	12.990	40.998	53.987	-14.213	68.200	Pass

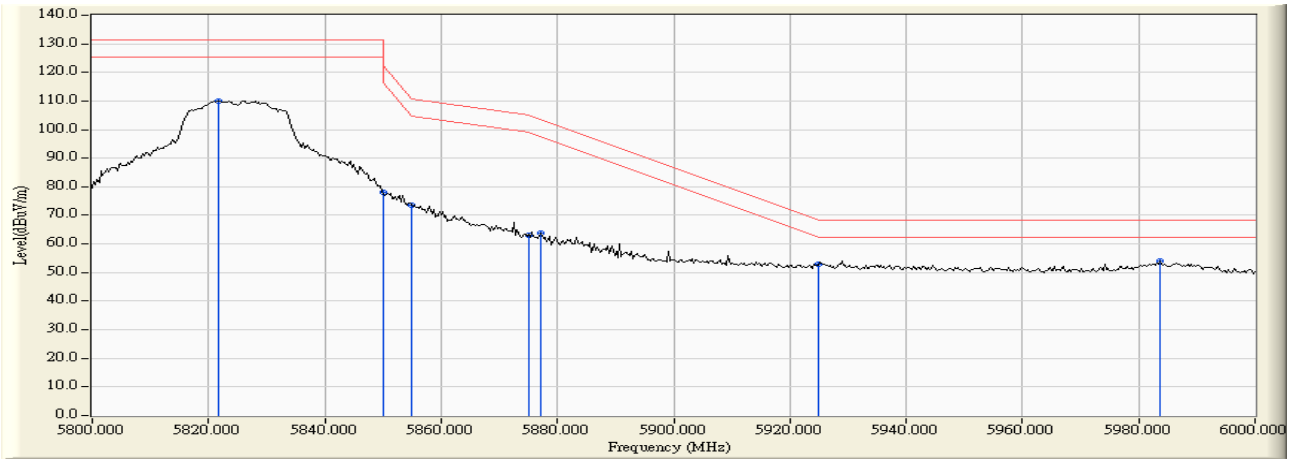

Product	:	Intel® Dual Band Wireless-AC 8265
Test Item	:	Band Edge Data
Test Site	:	No.3 OATS
Test date	:	2016.09.11
Test Mode	:	Mode 2 SISO B: Transmit (802.11n-40BW 15Mbps) -Channel 38 (5190MHz)

RF Radiated Measurement (Horizontal):

Channel No.	Frequency (MHz)	Correct Factor (dB)	Reading Level (dBμV)	Emission Level (dBμV/m)	Peak Limit (dBμV/m)	Average Limit (dBμV/m)	Result
38 (Peak)	5149.420	10.472	47.253	57.725	74.00	54.00	Pass
38 (Peak)	5150.000	10.470	45.191	55.662	74.00	54.00	Pass
38 (Peak)	5177.826	10.400	86.976	97.375	--	--	--
38 (Average)	5150.000	10.470	30.697	41.168	74.00	54.00	Pass
38 (Average)	5178.696	10.397	75.135	85.532	--	--	--

Figure Channel 38: Horizontal (Peak)

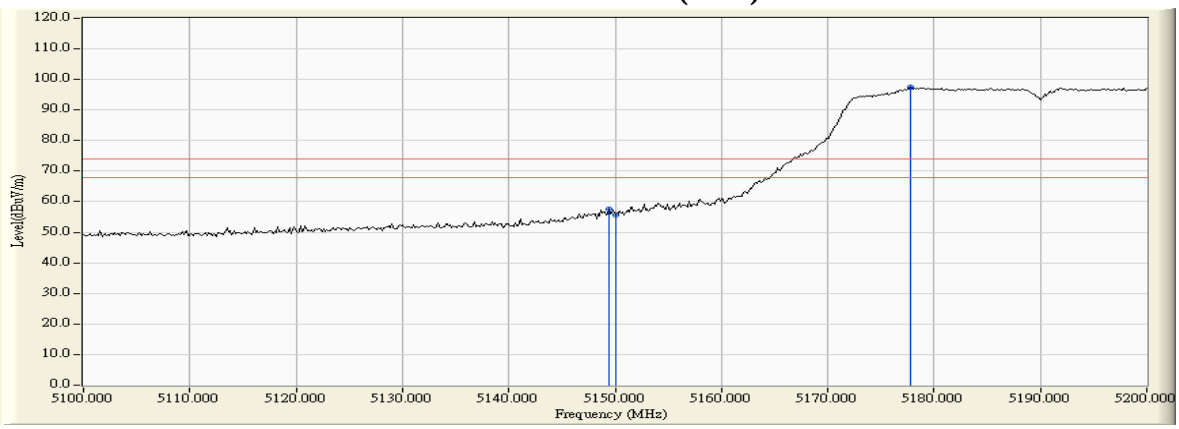

Figure Channel 38: Horizontal (Average)

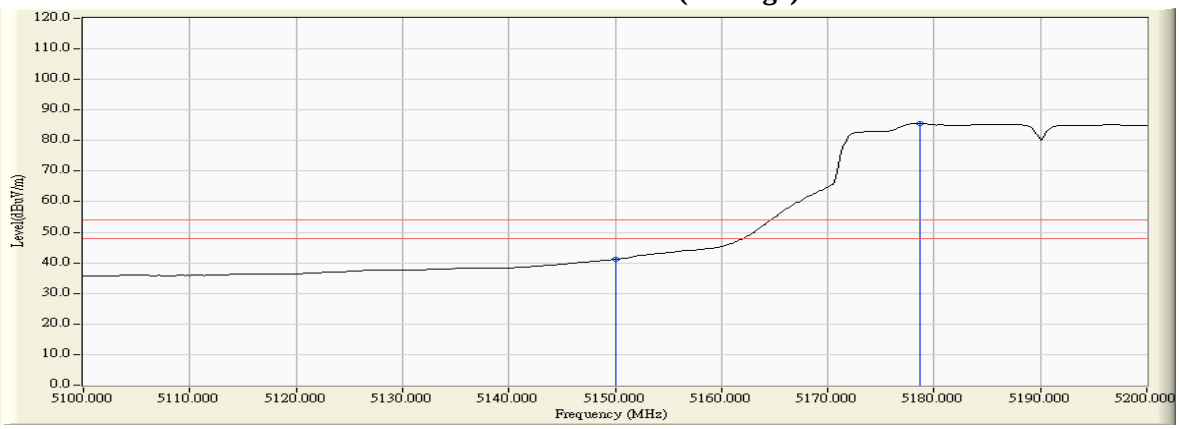

Note:

1. All readings above 1GHz are performed with peak and/or average measurements as necessary.
2. Peak measurements: RBW = 1MHz, VBW = 3 MHz, Sweep: Auto.
3. Average measurements: RBW = 1MHz, VBW = 10 Hz, Sweep: Auto.
4. " * ", means this data is the worst emission level.
5. Measurement Level = Reading Level + Correct Factor.
6. The average measurement was not performed when the peak measured data under the limit of average detection.

Product	:	Intel® Dual Band Wireless-AC 8265
Test Item	:	Band Edge Data
Test Site	:	No.3 OATS
Test date	:	2016.09.11
Test Mode	:	Mode 2 SISO B: Transmit (802.11n-40BW 15Mbps) -Channel 38 (5190MHz)

RF Radiated Measurement (Vertical):

Channel No.	Frequency (MHz)	Correct Factor (dB)	Reading Level (dBμV)	Emission Level (dBμV/m)	Peak Limit (dBμV/m)	Average Limit (dBμV/m)	Result
38 (Peak)	5149.420	12.388	50.442	62.830	74.00	54.00	Pass
38 (Peak)	5150.000	12.390	49.367	61.757	74.00	54.00	Pass
38 (Peak)	5197.971	12.559	94.114	106.673	--	--	--
38 (Average)	5150.000	12.390	35.434	47.824	74.00	54.00	Pass
38 (Average)	5196.377	12.554	81.998	94.553	--	--	--

Figure Channel 38: Vertical (Peak)

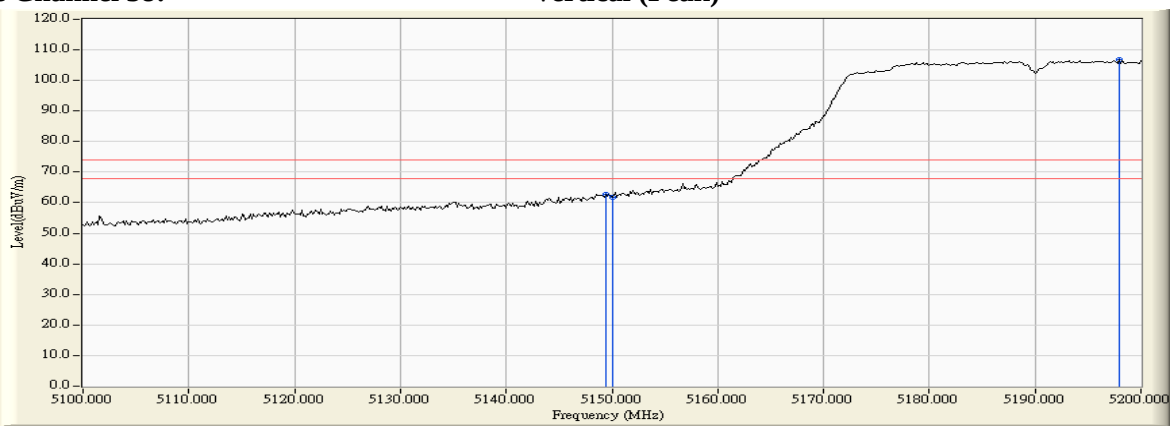

Figure Channel 38: Vertical (Average)

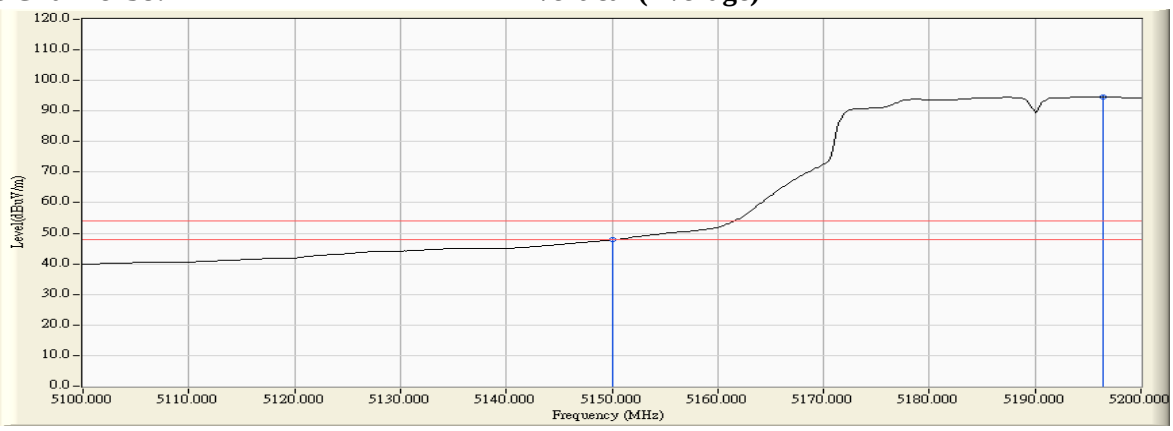

Note:

1. All readings above 1GHz are performed with peak and/or average measurements as necessary.
2. Peak measurements: RBW = 1MHz, VBW = 3 MHz, Sweep: Auto.
3. Average measurements: RBW = 1MHz, VBW = 10 Hz, Sweep: Auto.
4. " * ", means this data is the worst emission level.
5. Measurement Level = Reading Level + Correct Factor.
6. The average measurement was not performed when the peak measured data under the limit of average detection.

Product : Intel® Dual Band Wireless-AC 8265
Test Item : Band Edge Data
Test Site : No.3 OATS
Test date : 2016.09.11
Test Mode : Mode 2 SISO B: Transmit (802.11n-40BW 15Mbps) -Channel 62 (5310MHz)

RF Radiated Measurement (Horizontal):

Channel No.	Frequency (MHz)	Correct Factor (dB)	Reading Level (dBμV)	Emission Level (dBμV/m)	Peak Limit (dBμV/m)	Arerage Limit (dBμV/m)	Result
62 (Peak)	5320.145	11.100	85.031	96.132	--	--	--
62 (Peak)	5350.000	11.024	44.461	55.485	74.00	54.00	Pass
62 (Peak)	5350.580	11.023	46.014	57.037	74.00	54.00	Pass
62 (Average)	5316.377	11.110	73.382	84.492	--	--	--
62 (Average)	5350.000	11.024	30.361	41.385	74.00	54.00	Pass

Figure Channel 62: Horizontal (Peak)

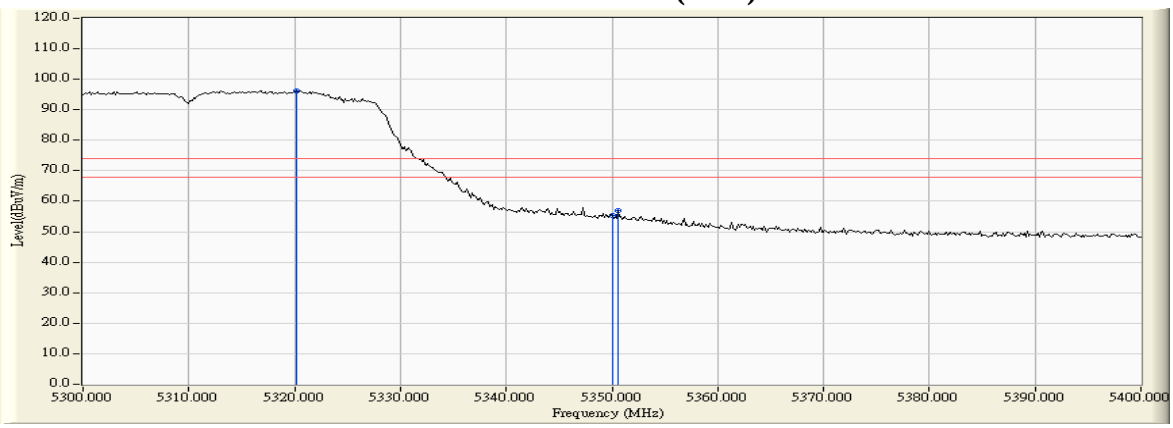

Figure Channel 62: Horizontal (Average)

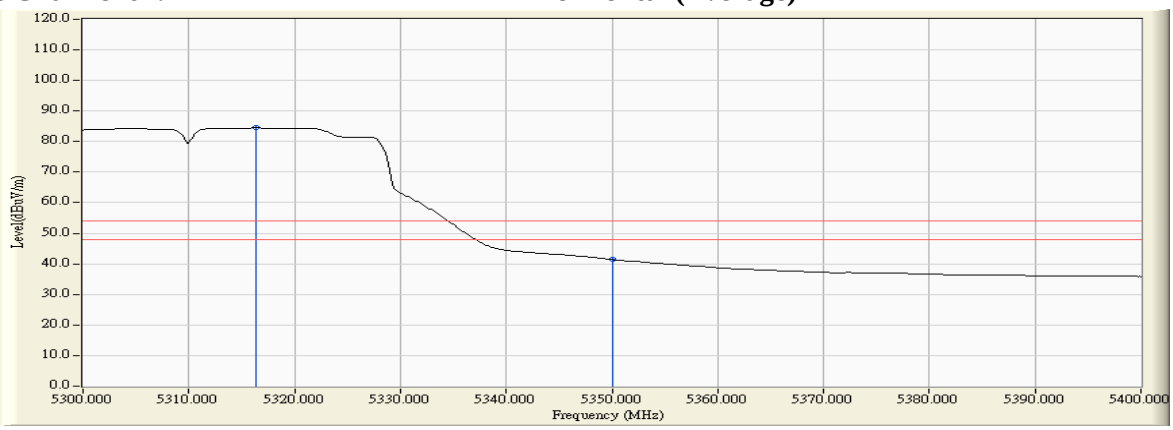

Note:

1. All readings above 1GHz are performed with peak and/or average measurements as necessary.
2. Peak measurements: RBW = 1MHz, VBW = 3 MHz, Sweep: Auto.
3. Average measurements: RBW = 1MHz, VBW = 10 Hz, Sweep: Auto.
4. " * ", means this data is the worst emission level.
5. Measurement Level = Reading Level + Correct Factor.
6. The average measurement was not performed when the peak measured data under the limit of average detection.

Product : Intel® Dual Band Wireless-AC 8265
Test Item : Band Edge Data
Test Site : No.3 OATS
Test date : 2016.09.11
Test Mode : Mode 2 SISO B: Transmit (802.11n-40BW 15Mbps) -Channel 62 (5310MHz)

RF Radiated Measurement (Vertical):

Channel No.	Frequency (MHz)	Correct Factor (dB)	Reading Level (dBμV)	Emission Level (dBμV/m)	Peak Limit (dBμV/m)	Arerage Limit (dBμV/m)	Result
62 (Peak)	5312.029	13.023	91.410	104.432	--	--	--
62 (Peak)	5350.000	12.999	50.134	63.133	74.00	54.00	Pass
62 (Average)	5316.087	13.020	79.441	92.461	--	--	--
62 (Average)	5350.000	12.999	35.291	48.290	74.00	54.00	Pass

Figure Channel 62: Vertical (Peak)

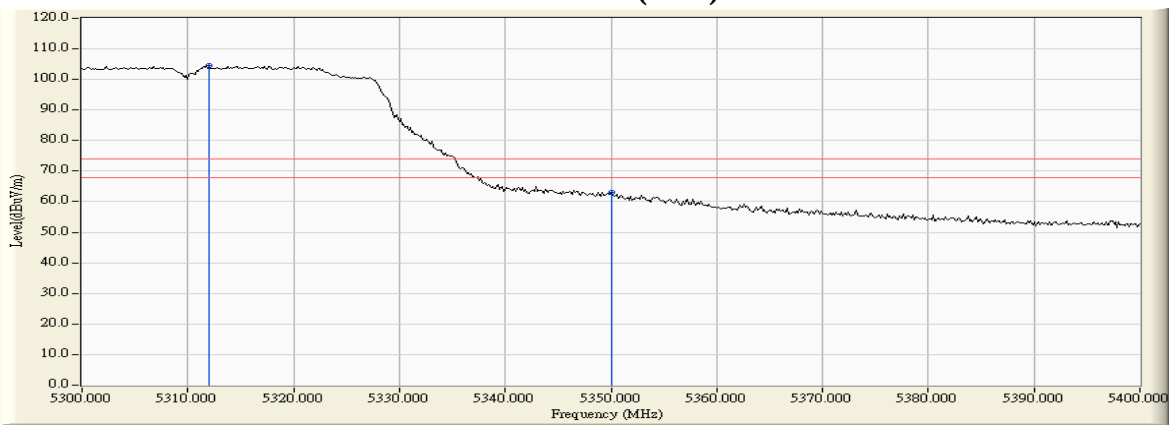

Figure Channel 62: Vertical (Average)

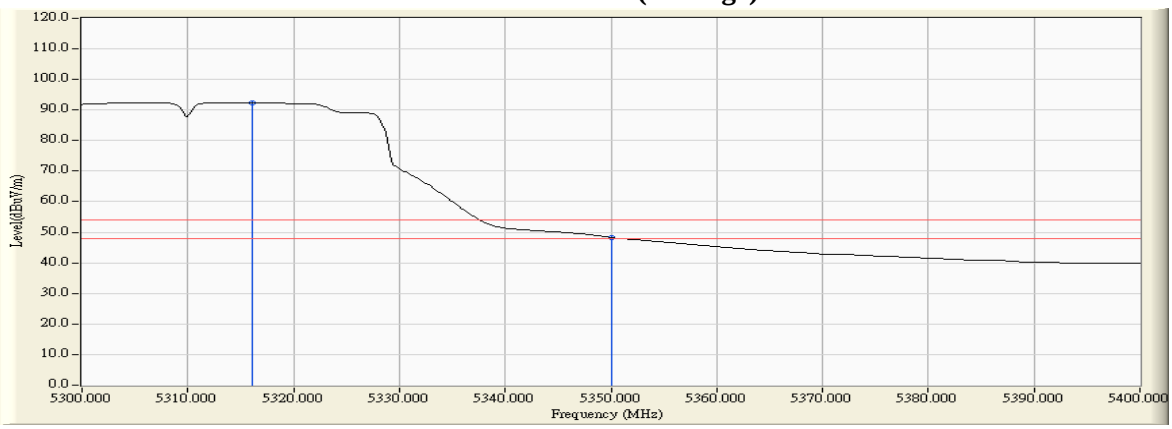

Note:

1. All readings above 1GHz are performed with peak and/or average measurements as necessary.
2. Peak measurements: RBW = 1MHz, VBW = 3 MHz, Sweep: Auto.
3. Average measurements: RBW = 1MHz, VBW = 10 Hz, Sweep: Auto.
4. " * ", means this data is the worst emission level.
5. Measurement Level = Reading Level + Correct Factor.
6. The average measurement was not performed when the peak measured data under the limit of average detection.

Product : Intel® Dual Band Wireless-AC 8265
Test Item : Band Edge Data
Test Site : No.3 OATS
Test date : 2016.09.11
Test Mode : Mode 2 SISO B: Transmit (802.11n-40BW 15Mbps) -Channel 102 (5510MHz)

RF Radiated Measurement (Horizontal):

Channel No.	Frequency (MHz)	Correct Factor (dB)	Reading Level (dBμV)	Emission Level (dBμV/m)	Peak Limit (dBμV/m)	Arerage Limit (dBμV/m)	Result
102 (Peak)	5457.246	11.666	40.715	52.380	74.00	54.00	Pass
102 (Peak)	5460.000	11.703	38.825	50.528	74.00	54.00	Pass
102 (Peak)	5505.362	12.201	86.622	98.823	--	--	--
102 (Average)	5459.420	11.695	27.103	38.798	74.00	54.00	Pass
102 (Average)	5460.000	11.703	27.014	38.717	74.00	54.00	Pass
102 (Average)	5507.391	12.185	75.018	87.202	--	--	--

Figure Channel 102: Horizontal (Peak)

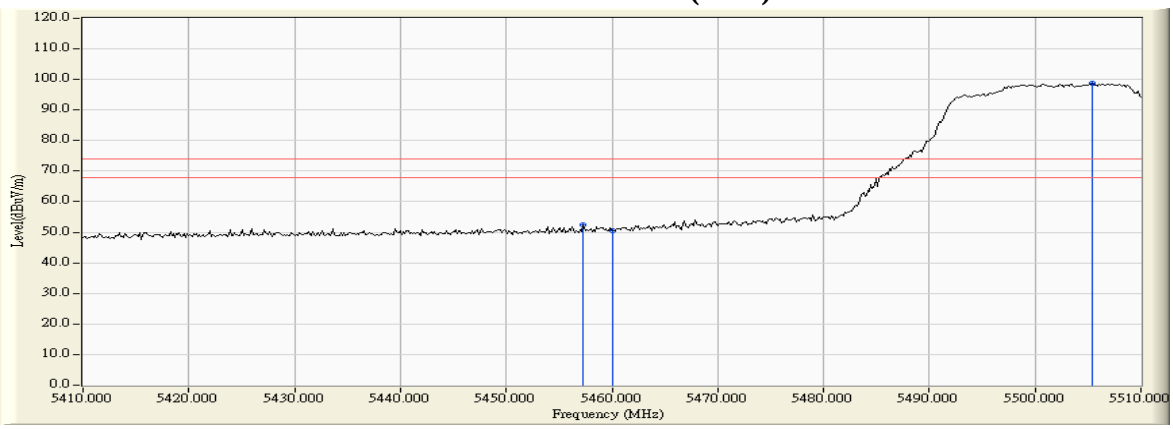

Figure Channel 102: Horizontal (Average)

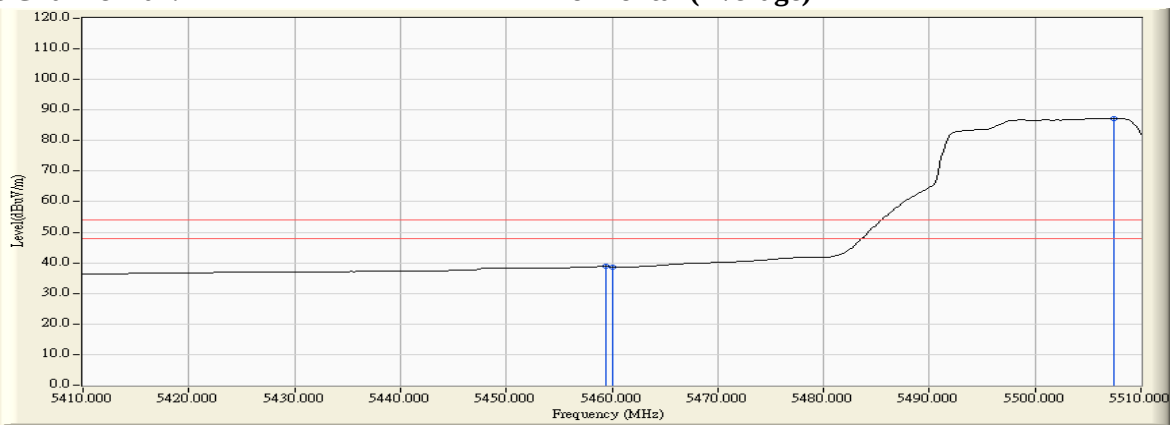

Note:

1. All readings above 1GHz are performed with peak and/or average measurements as necessary.
2. Peak measurements: RBW = 1MHz, VBW = 3 MHz, Sweep: Auto.
3. Average measurements: RBW = 1MHz, VBW = 10 Hz, Sweep: Auto.
4. " * ", means this data is the worst emission level.
5. Measurement Level = Reading Level + Correct Factor.
6. The average measurement was not performed when the peak measured data under the limit of average detection.

Product : Intel® Dual Band Wireless-AC 8265
Test Item : Band Edge Data
Test Site : No.3 OATS
Test date : 2016.09.11
Test Mode : Mode 2 SISO B: Transmit (802.11n-40BW 15Mbps) -Channel 102 (5510MHz)

RF Radiated Measurement (Vertical):

Channel No.	Frequency (MHz)	Correct Factor (dB)	Reading Level (dBμV)	Emission Level (dBμV/m)	Peak Limit (dBμV/m)	Arerage Limit (dBμV/m)	Result
102 (Peak)	5457.681	13.373	45.612	58.985	74.00	54.00	Pass
102 (Peak)	5460.000	13.390	45.113	58.503	74.00	54.00	Pass
102 (Peak)	5499.275	13.627	93.281	106.908	--	--	--
102 (Average)	5459.275	13.384	31.830	45.214	74.00	54.00	Pass
102 (Average)	5460.000	13.390	31.724	45.114	74.00	54.00	Pass
102 (Average)	5507.246	13.631	80.885	94.515	--	--	--

Figure Channel 102: Vertical (Peak)

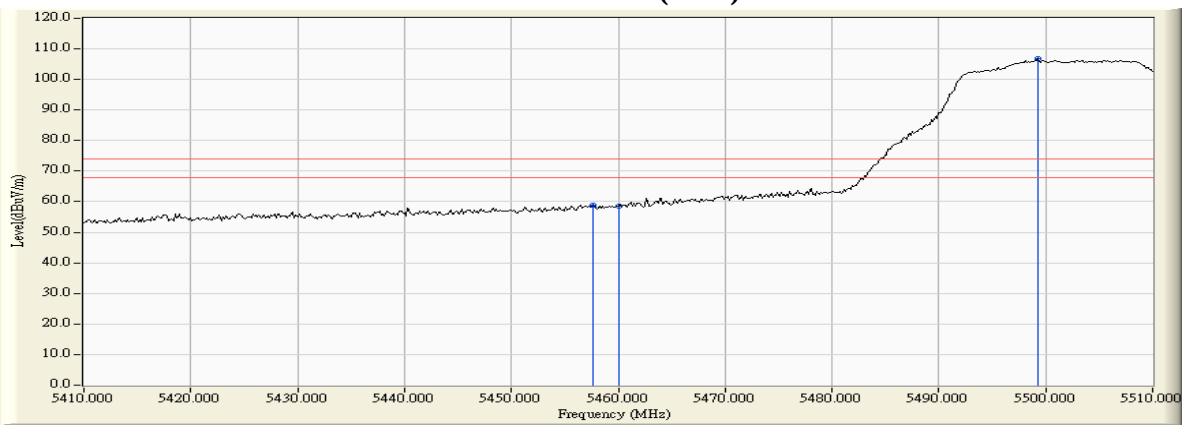

Figure Channel 102: Vertical (Average)

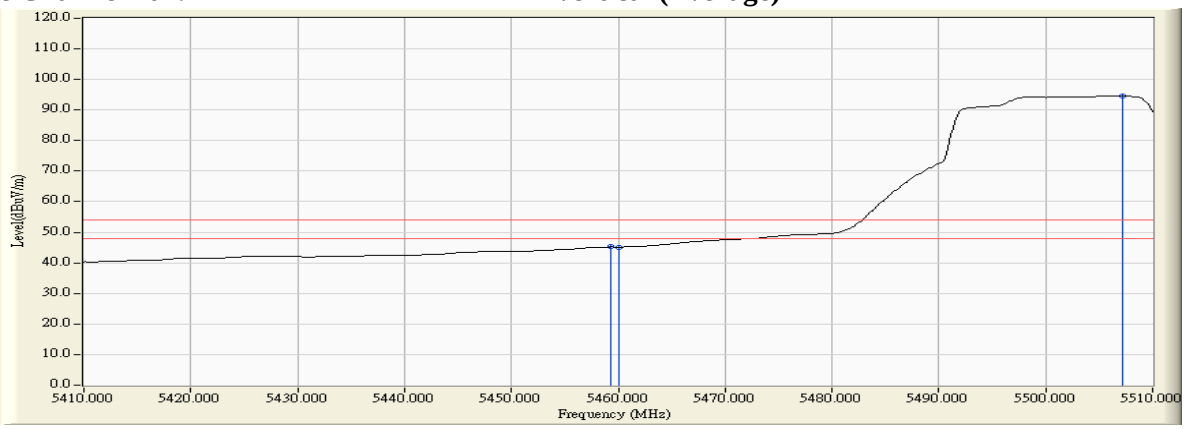

Note:

1. All readings above 1GHz are performed with peak and/or average measurements as necessary.
2. Peak measurements: RBW = 1MHz, VBW = 3 MHz, Sweep: Auto.
3. Average measurements: RBW = 1MHz, VBW = 10 Hz, Sweep: Auto.
4. " * ", means this data is the worst emission level.
5. Measurement Level = Reading Level + Correct Factor.
6. The average measurement was not performed when the peak measured data under the limit of average detection.

Product : Intel® Dual Band Wireless-AC 8265
Test Item : Band Edge Data
Test Site : No.3 OATS
Test date : 2016.09.13
Test Mode : Mode 2 SISO B: Transmit (802.11n-40BW 15Mbps) -Channel 102 (5510MHz)

RF Radiated Measurement:

	Frequency (MHz)	Correct Factor (dB)	Reading Level (dBμV)	Measure Level (dBμV /m)	Margin (dB)	Limit (dBμV /m)	Result
Horizontal	5469.565	11.833	43.047	54.880	-13.340	68.220	Pass
Horizontal	5470.000	11.838	41.315	53.153	-15.067	68.220	Pass
Horizontal	5511.884	12.148	86.983	99.131	30.911	68.220	Pass

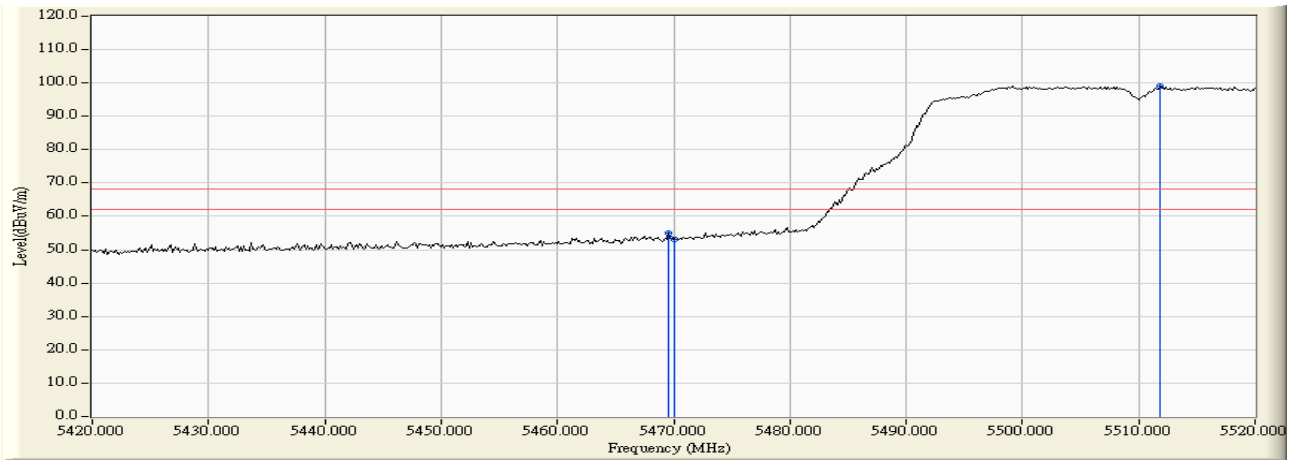

Product : Intel® Dual Band Wireless-AC 8265
Test Item : Band Edge Data
Test Site : No.3 OATS
Test date : 2016.09.13
Test Mode : Mode 2 SISO B: Transmit (802.11n-40BW 15Mbps) -Channel 102 (5510MHz)

RF Radiated Measurement:

	Frequency (MHz)	Correct Factor (dB)	Reading Level (dBμV)	Measure Level (dBμV /m)	Margin (dB)	Limit (dBμV /m)	Result
Vertical	5470.000	13.462	47.042	60.504	-7.716	68.220	Pass
Vertical	5499.420	13.628	92.197	105.825	37.605	68.220	Pass

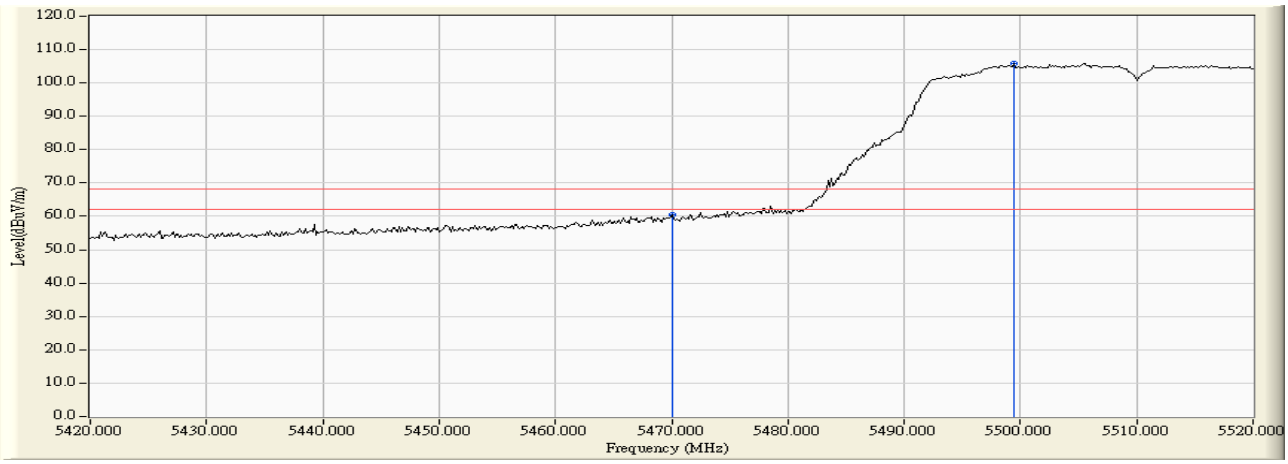

Product : Intel® Dual Band Wireless-AC 8265
Test Item : Band Edge Data
Test Site : No.3 OATS
Test date : 2016.09.13
Test Mode : Mode 2 SISO B: Transmit (802.11n-40BW 15Mbps) -Channel 134 (5670MHz)

RF Radiated Measurement:

	Frequency (MHz)	Correct Factor (dB)	Reading Level (dBμV)	Measure Level (dBμV /m)	Margin (dB)	Limit (dBμV /m)	Result
Horizontal	5677.899	11.620	87.220	98.840	30.620	68.220	Pass
Horizontal	5725.000	11.592	39.417	51.009	-17.211	68.220	Pass
Horizontal	5726.304	11.588	40.072	51.660	-16.560	68.220	Pass

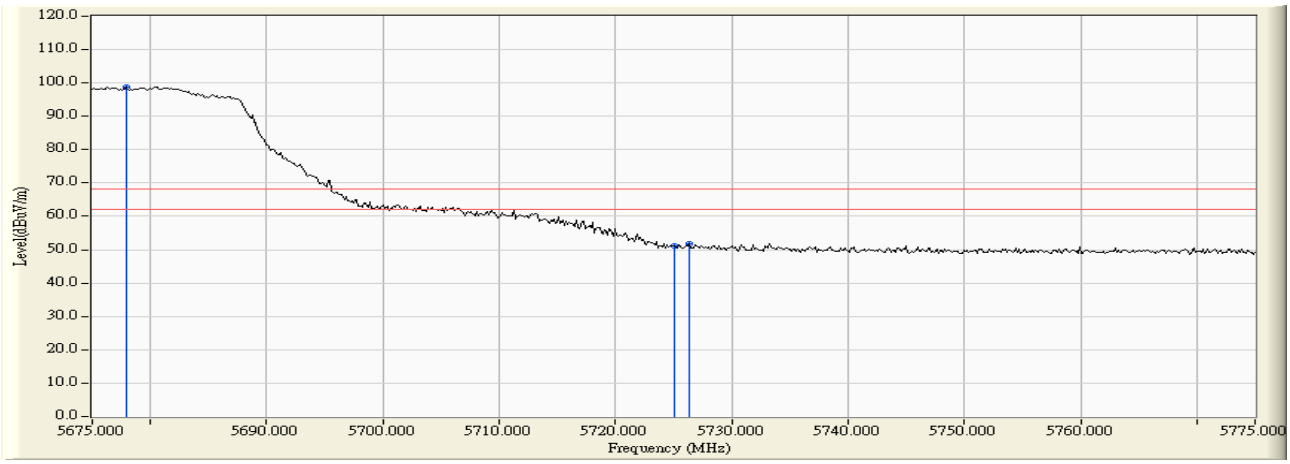

Product	:	Intel® Dual Band Wireless-AC 8265
Test Item	:	Band Edge Data
Test Site	:	No.3 OATS
Test date	:	2016.09.13
Test Mode	:	Mode 2 SISO B: Transmit (802.11n-40BW 15Mbps) -Channel 134 (5670MHz)

RF Radiated Measurement:

	Frequency (MHz)	Correct Factor (dB)	Reading Level (dBμV)	Measure Level (dBμV /m)	Margin (dB)	Limit (dBμV /m)	Result
Vertical	5682.391	13.022	92.047	105.068	36.848	68.220	Pass
Vertical	5725.000	12.930	42.248	55.178	-13.042	68.220	Pass
Vertical	5725.870	12.927	43.568	56.495	-11.725	68.220	Pass

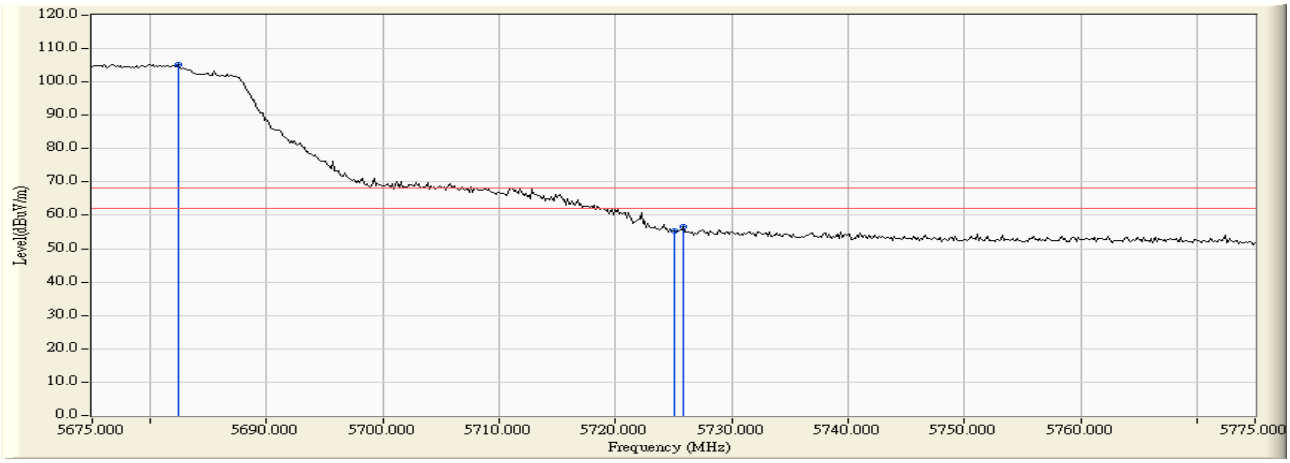

Product : Intel® Dual Band Wireless-AC 8265
Test Item : Band Edge Data
Test Site : No.3 OATS
Test date : 2016.09.13
Test Mode : Mode 2 SISO B: Transmit (802.11n-40BW 15Mbps) -Channel 151 (5755MHz)

RF Radiated Measurement:

	Frequency (MHz)	Correct Factor (dB)	Reading Level (dBμV)	Measure Level (dBμV /m)	Margin (dB)	Limit (dBμV /m)	Result
Horizontal	5649.203	11.553	40.087	51.640	-16.580	68.220	Pass
Horizontal	5650.000	11.554	39.425	50.980	-17.240	68.220	Pass
Horizontal	5698.913	11.648	48.357	60.005	-44.391	104.396	Pass
Horizontal	5700.000	11.647	47.667	59.314	-45.886	105.200	Pass
Horizontal	5718.696	11.610	67.888	79.499	-30.936	110.435	Pass
Horizontal	5720.000	11.607	67.811	79.418	-31.382	110.800	Pass
Horizontal	5720.217	11.607	69.670	81.277	-30.018	111.295	Pass
Horizontal	5725.000	11.592	68.997	80.589	-41.611	122.200	Pass
Horizontal	5750.652	11.510	91.479	102.989	-28.211	131.200	Pass

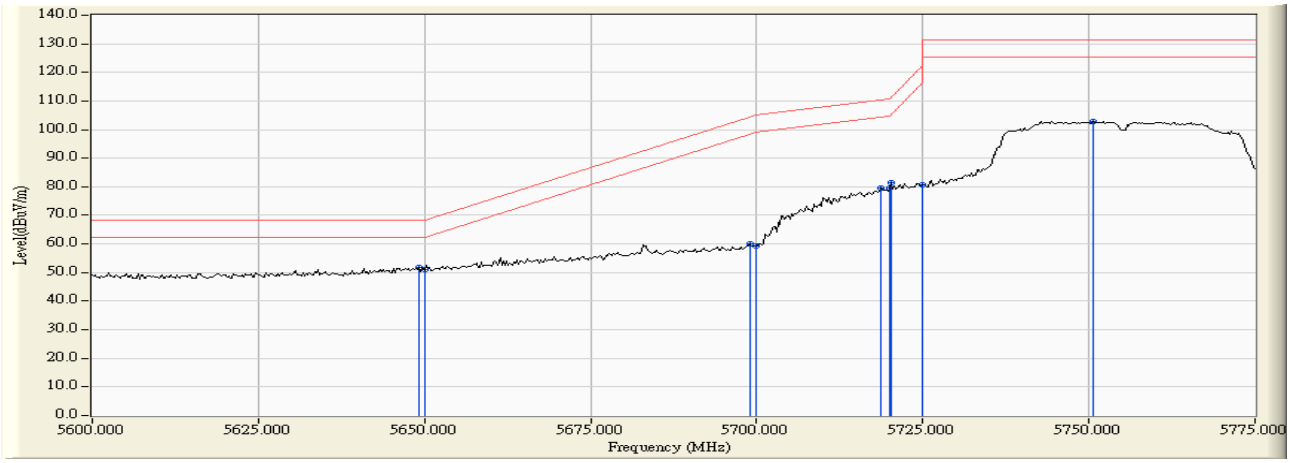

Product : Intel® Dual Band Wireless-AC 8265
Test Item : Band Edge Data
Test Site : No.3 OATS
Test date : 2016.09.13
Test Mode : Mode 2 SISO B: Transmit (802.11n-40BW 15Mbps) -Channel 151 (5755MHz)

RF Radiated Measurement:

	Frequency (MHz)	Correct Factor (dB)	Reading Level (dBμV)	Measure Level (dBμV /m)	Margin (dB)	Limit (dBμV /m)	Result
Vertical	5649.457	13.030	46.813	59.842	-8.378	68.220	Pass
Vertical	5650.000	13.029	45.732	58.761	-9.459	68.220	Pass
Vertical	5700.000	13.003	55.456	68.459	-36.741	105.200	Pass
Vertical	5718.949	12.950	74.359	87.310	-23.196	110.506	Pass
Vertical	5720.000	12.947	72.753	85.700	-25.100	110.800	Pass
Vertical	5724.783	12.932	75.332	88.263	-33.442	121.705	Pass
Vertical	5725.000	12.930	74.519	87.449	-34.751	122.200	Pass
Vertical	5745.580	12.858	96.218	109.076	-22.124	131.200	Pass

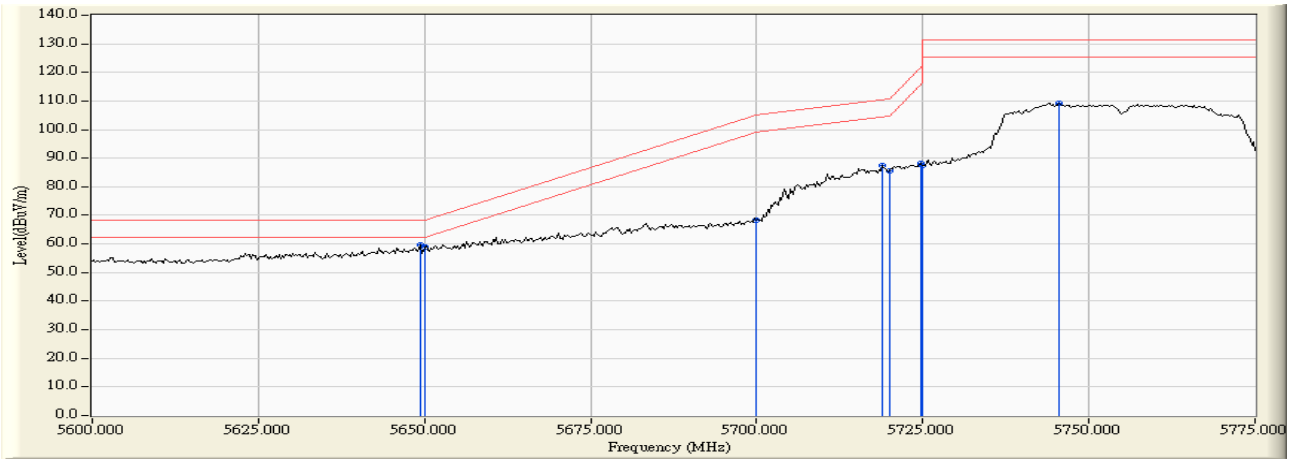

Product : Intel® Dual Band Wireless-AC 8265
Test Item : Band Edge Data
Test Site : No.3 OATS
Test date : 2016.09.13
Test Mode : Mode 2 SISO B: Transmit (802.11n-40BW 15Mbps) -Channel 159 (5795MHz)

RF Radiated Measurement:

	Frequency (MHz)	Correct Factor (dB)	Reading Level (dBμV)	Measure Level (dBμV /m)	Margin (dB)	Limit (dBμV /m)	Result
Horizontal	5783.152	11.407	90.903	102.310	-28.890	131.200	Pass
Horizontal	5850.000	11.701	52.094	63.795	-58.405	122.200	Pass
Horizontal	5854.239	11.730	55.087	66.817	-45.718	112.535	Pass
Horizontal	5855.000	11.735	52.347	64.082	-46.718	110.800	Pass
Horizontal	5856.196	11.744	52.781	64.525	-45.940	110.465	Pass
Horizontal	5875.000	11.873	46.475	58.348	-46.852	105.200	Pass
Horizontal	5882.609	11.926	46.780	58.707	-40.862	99.569	Pass
Horizontal	5925.000	12.068	37.961	50.030	-18.170	68.200	Pass
Horizontal	5942.283	12.084	38.412	50.496	-17.704	68.200	Pass

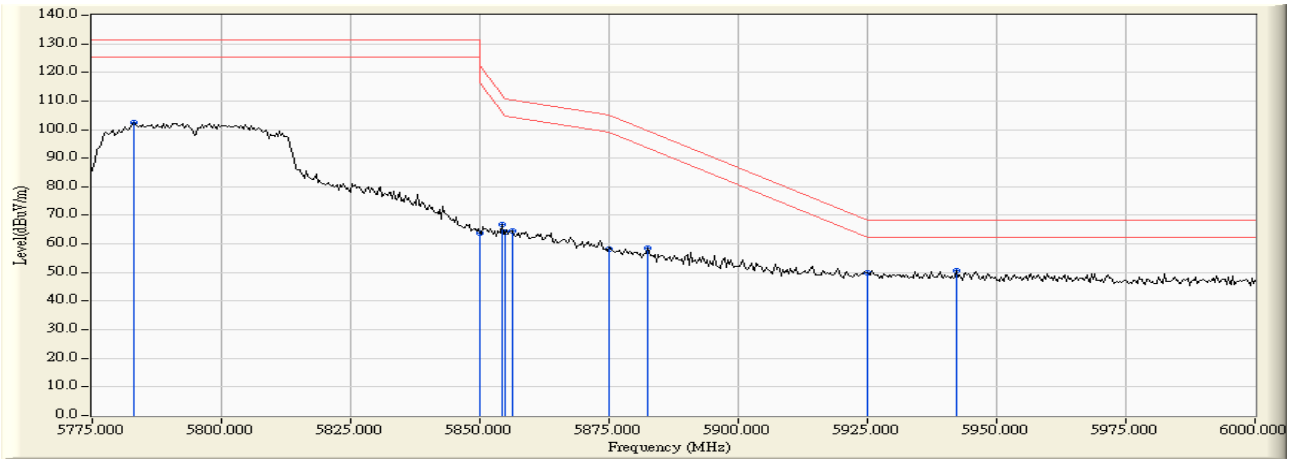

Product : Intel® Dual Band Wireless-AC 8265
Test Item : Band Edge Data
Test Site : No.3 OATS
Test date : 2016.09.13
Test Mode : Mode 2 SISO B: Transmit (802.11n-40BW 15Mbps) -Channel 159 (5795MHz)

RF Radiated Measurement:

	Frequency (MHz)	Correct Factor (dB)	Reading Level (dBμV)	Measure Level (dBμV /m)	Margin (dB)	Limit (dBμV /m)	Result
Vertical	5785.109	12.720	95.007	107.726	-23.474	131.200	Pass
Vertical	5850.000	12.774	55.616	68.390	-53.810	122.200	Pass
Vertical	5851.304	12.776	57.054	69.830	-49.397	119.227	Pass
Vertical	5855.000	12.784	54.482	67.266	-43.534	110.800	Pass
Vertical	5855.543	12.786	56.892	69.677	-40.971	110.648	Pass
Vertical	5875.000	12.825	48.177	61.002	-44.198	105.200	Pass
Vertical	5875.761	12.828	51.042	63.869	-40.768	104.637	Pass
Vertical	5925.000	12.911	37.722	50.633	-17.567	68.200	Pass
Vertical	5926.630	12.913	39.953	52.867	-15.333	68.200	Pass

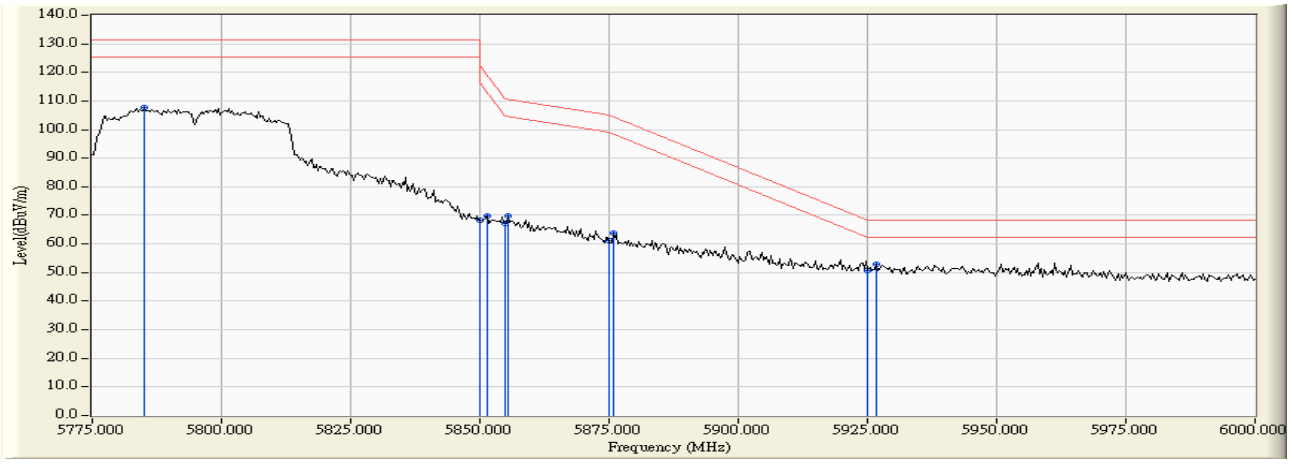

Product : Intel® Dual Band Wireless-AC 8265
Test Item : Band Edge Data
Test Site : No.3 OATS
Test date : 2016.09.12
Test Mode : Mode 2 SISO B: Transmit (802.11ac-80BW-32.5Mbps) -Channel 42 (5210MHz)

RF Radiated Measurement (Horizontal):

Channel No.	Frequency (MHz)	Correct Factor (dB)	Reading Level (dBμV)	Emission Level (dBμV/m)	Peak Limit (dBμV/m)	Average Limit (dBμV/m)	Result
42 (Peak)	5149.130	10.473	42.638	53.111	74.00	54.00	Pass
42 (Peak)	5150.000	10.470	42.020	52.491	74.00	54.00	Pass
42 (Peak)	5198.696	10.336	79.565	89.901	--	--	--
42 (Average)	5148.696	10.474	28.278	38.752	74.00	54.00	Pass
42 (Average)	5150.000	10.470	28.044	38.515	74.00	54.00	Pass
42 (Average)	5198.551	10.337	67.979	78.316	--	--	--

Figure Channel 42: Horizontal (Peak)

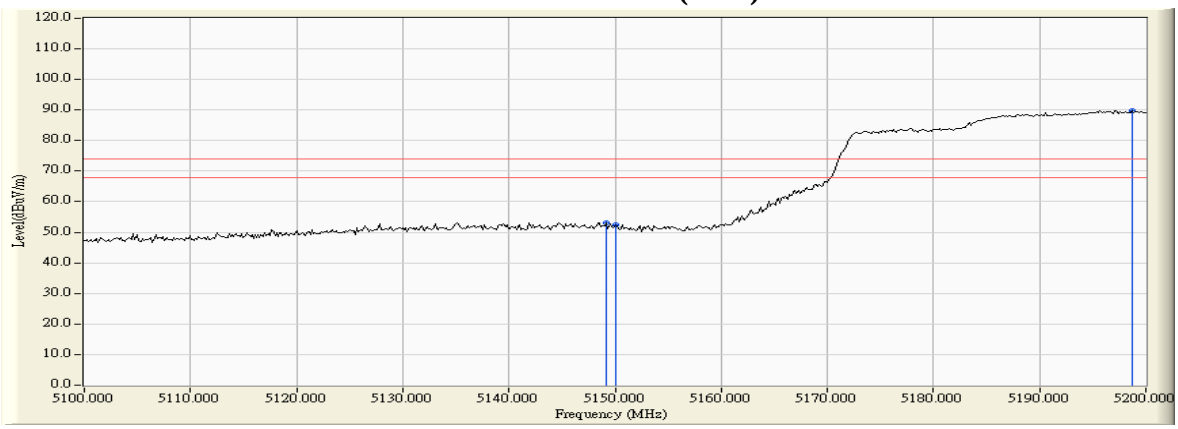

Figure Channel 42: Horizontal (Average)

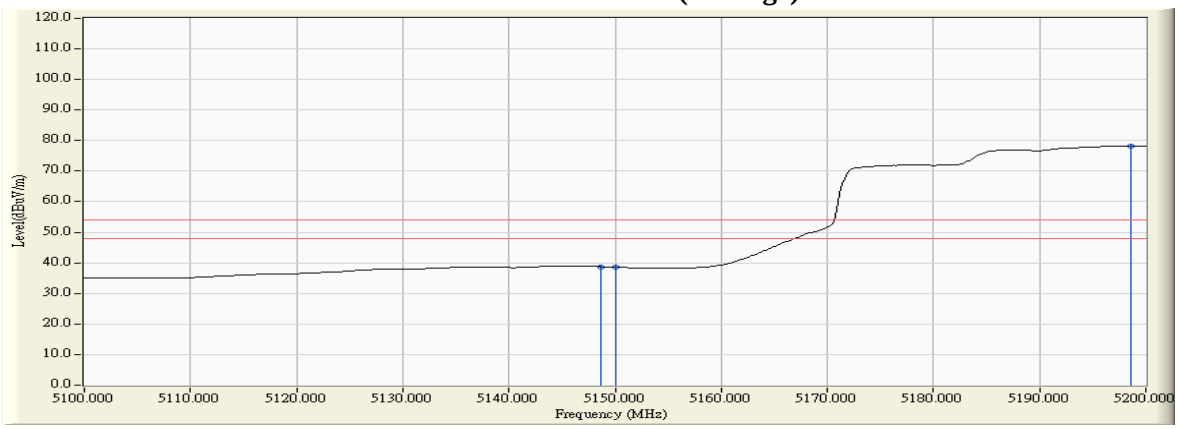

Note:

1. All readings above 1GHz are performed with peak and/or average measurements as necessary.
2. Peak measurements: RBW = 1MHz, VBW = 3 MHz, Sweep: Auto.
3. Average measurements: RBW = 1MHz, VBW = 10 Hz, Sweep: Auto.
4. " * ", means this data is the worst emission level.
5. Measurement Level = Reading Level + Correct Factor.
6. The average measurement was not performed when the peak measured data under the limit of average detection.

Product : Intel® Dual Band Wireless-AC 8265
Test Item : Band Edge Data
Test Site : No.3 OATS
Test date : 2016.09.12
Test Mode : Mode 2 SISO B: Transmit (802.11ac-80BW-32.5Mbps) -Channel 42 (5210MHz)

RF Radiated Measurement (Vertical):

Channel No.	Frequency (MHz)	Correct Factor (dB)	Reading Level (dBμV)	Emission Level (dBμV/m)	Peak Limit (dBμV/m)	Average Limit (dBμV/m)	Result
42 (Peak)	5150.000	12.390	48.658	61.048	74.00	54.00	Pass
42 (Peak)	5198.116	12.559	86.406	98.966	--	--	--
42 (Average)	5148.696	12.385	33.915	46.300	74.00	54.00	Pass
42 (Average)	5150.000	12.390	33.672	46.062	74.00	54.00	Pass
42 (Average)	5197.391	12.558	74.315	86.873	--	--	--

Figure Channel 42: Vertical (Peak)

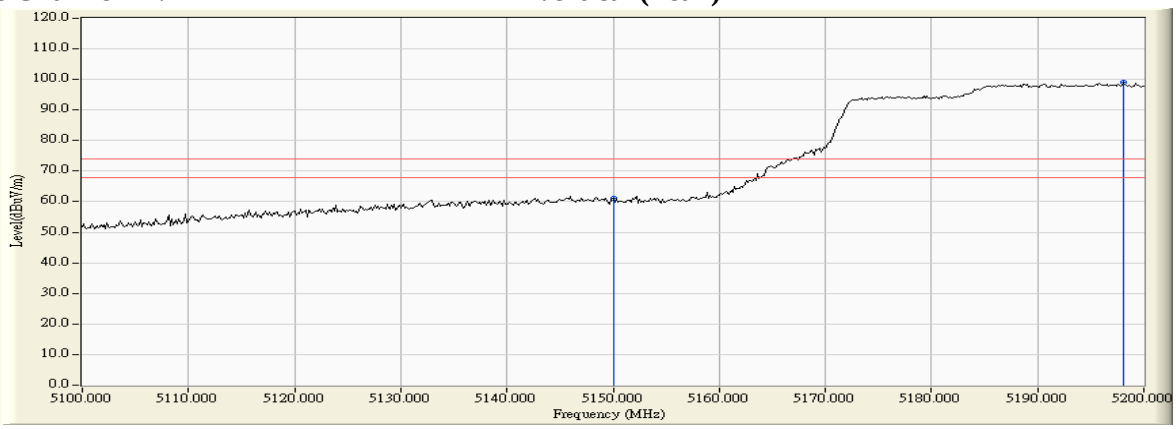

Figure Channel 42: Vertical (Average)

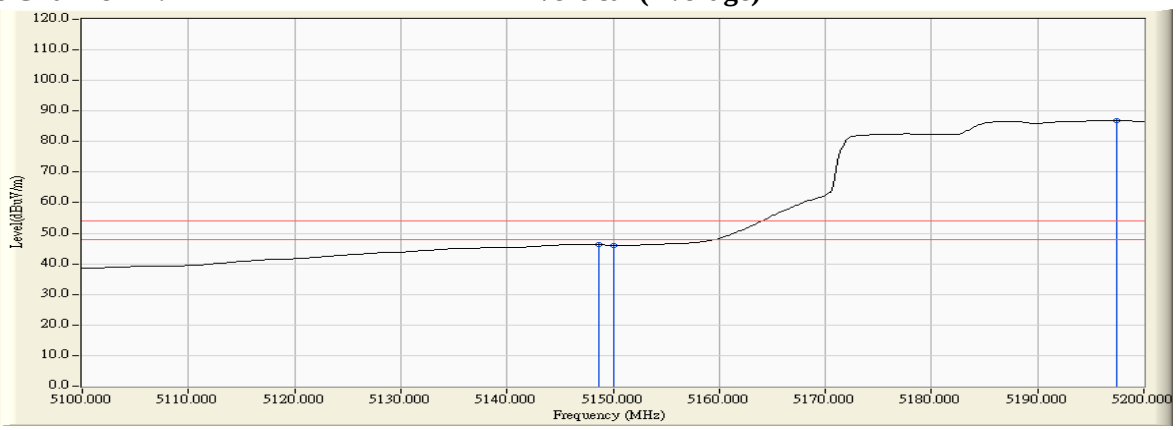

Note:

1. All readings above 1GHz are performed with peak and/or average measurements as necessary.
2. Peak measurements: RBW = 1MHz, VBW = 3 MHz, Sweep: Auto.
3. Average measurements: RBW = 1MHz, VBW = 10 Hz, Sweep: Auto.
4. " * ", means this data is the worst emission level.
5. Measurement Level = Reading Level + Correct Factor.
6. The average measurement was not performed when the peak measured data under the limit of average detection.

Product : Intel® Dual Band Wireless-AC 8265
Test Item : Band Edge Data
Test Site : No.3 OATS
Test date : 2016.09.12
Test Mode : Mode 2 SISO B: Transmit (802.11ac-80BW-32.5Mbps) -Channel 58 (5290MHz)

RF Radiated Measurement (Horizontal):

Channel No.	Frequency (MHz)	Correct Factor (dB)	Reading Level (dBμV)	Emission Level (dBμV/m)	Peak Limit (dBμV/m)	Average Limit (dBμV/m)	Result
58 (Peak)	5301.304	11.148	78.271	89.419	--	--	--
58 (Peak)	5350.000	11.024	38.126	49.150	74.00	54.00	Pass
58 (Peak)	5350.725	11.023	39.824	50.847	74.00	54.00	Pass
58 (Average)	5303.333	11.144	65.724	76.867	--	--	--
58 (Average)	5350.000	11.024	25.435	36.459	74.00	54.00	Pass

Figure Channel 58: Horizontal (Peak)

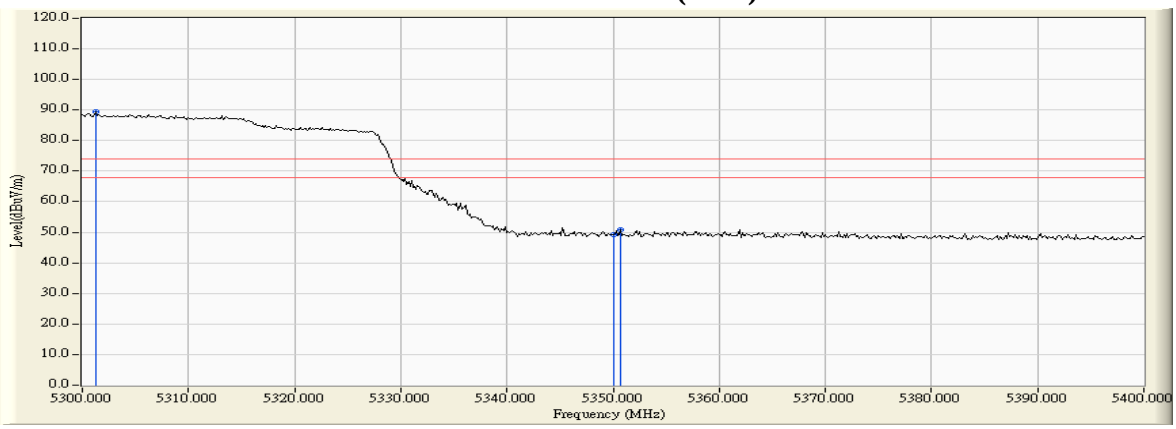

Figure Channel 58: Horizontal (Average)

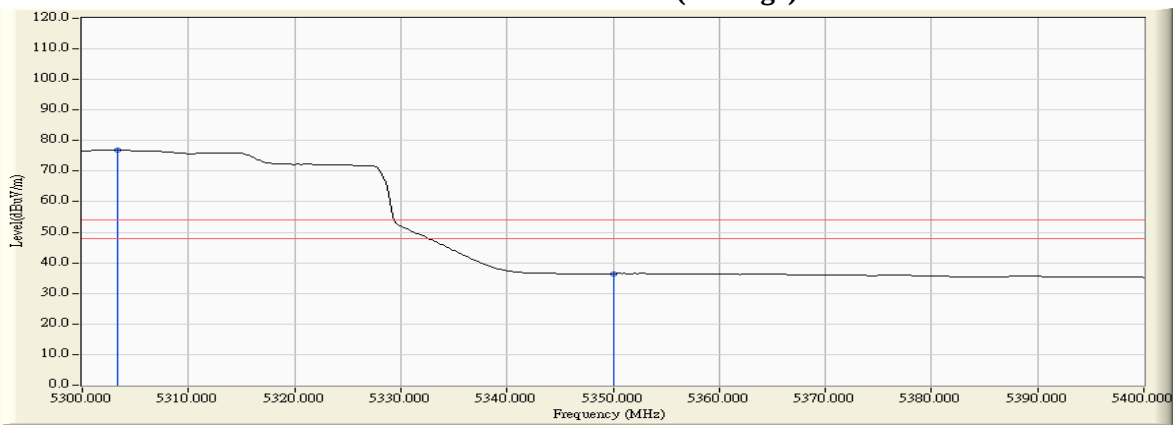

Note:

1. All readings above 1GHz are performed with peak and/or average measurements as necessary.
2. Peak measurements: RBW = 1MHz, VBW = 3 MHz, Sweep: Auto.
3. Average measurements: RBW = 1MHz, VBW = 10 Hz, Sweep: Auto.
4. " * ", means this data is the worst emission level.
5. Measurement Level = Reading Level + Correct Factor.
6. The average measurement was not performed when the peak measured data under the limit of average detection.

Product : Intel® Dual Band Wireless-AC 8265
Test Item : Band Edge Data
Test Site : No.3 OATS
Test date : 2016.09.12
Test Mode : Mode 2 SISO B: Transmit (802.11ac-80BW-32.5Mbps) -Channel 58 (5290MHz)

RF Radiated Measurement (Vertical):

Channel No.	Frequency (MHz)	Correct Factor (dB)	Reading Level (dBμV)	Emission Level (dBμV/m)	Peak Limit (dBμV/m)	Average Limit (dBμV/m)	Result
58 (Peak)	5301.304	13.028	85.215	98.244	--	--	--
58 (Peak)	5350.000	12.999	43.951	56.950	74.00	54.00	Pass
58 (Average)	5303.333	13.028	72.851	85.879	--	--	--
58 (Average)	5350.000	12.999	28.781	41.780	74.00	54.00	Pass

Figure Channel 58: Vertical (Peak)

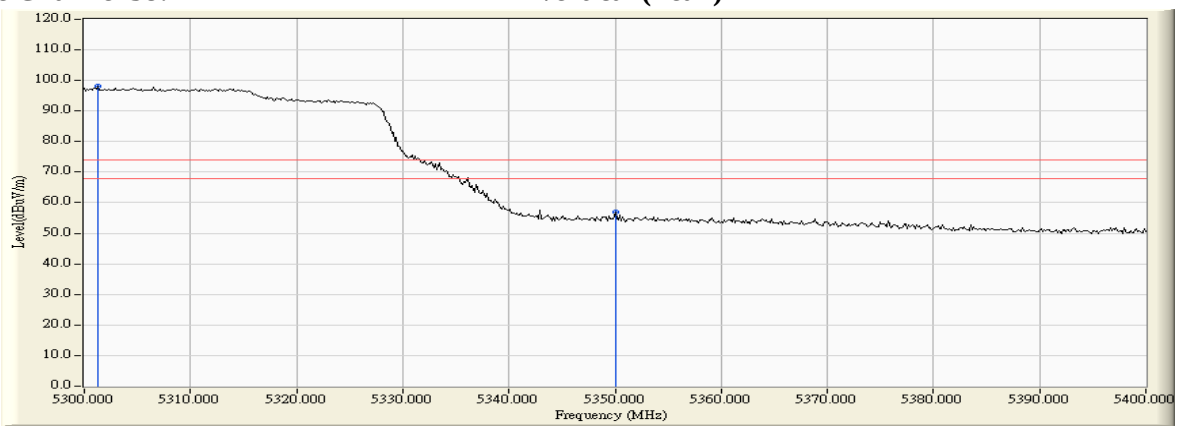

Figure Channel 58: Vertical (Average)

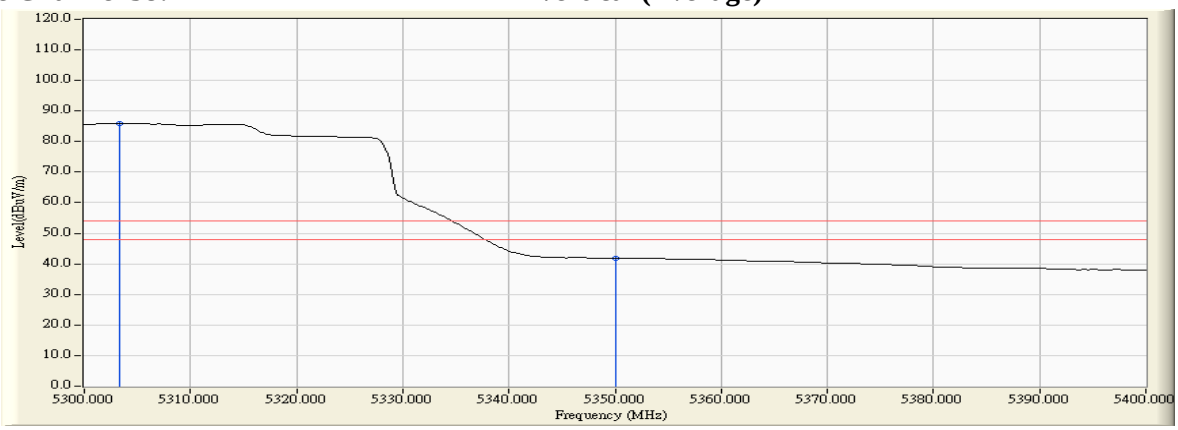

Note:

1. All readings above 1GHz are performed with peak and/or average measurements as necessary.
2. Peak measurements: RBW = 1MHz, VBW = 3 MHz, Sweep: Auto.
3. Average measurements: RBW = 1MHz, VBW = 10 Hz, Sweep: Auto.
4. " * ", means this data is the worst emission level.
5. Measurement Level = Reading Level + Correct Factor.
6. The average measurement was not performed when the peak measured data under the limit of average detection.

Product : Intel® Dual Band Wireless-AC 8265
Test Item : Band Edge Data
Test Site : No.3 OATS
Test date : 2016.09.12
Test Mode : Mode 2 SISO B: Transmit (802.11ac-80BW-32.5Mbps) -Channel 106 (5530MHz)

RF Radiated Measurement (Horizontal):

Channel No.	Frequency (MHz)	Correct Factor (dB)	Reading Level (dBμV)	Emission Level (dBμV/m)	Peak Limit (dBμV/m)	Average Limit (dBμV/m)	Result
106 (Peak)	5457.536	11.669	42.257	53.926	74.00	54.00	Pass
106 (Peak)	5460.000	11.703	41.503	53.206	74.00	54.00	Pass
106 (Peak)	5506.377	12.193	80.029	92.222	--	--	--
106 (Average)	5460.000	11.703	28.872	40.575	74.00	54.00	Pass
106 (Average)	5507.246	12.186	68.313	80.499	--	--	--

Figure Channel 106: Horizontal (Peak)

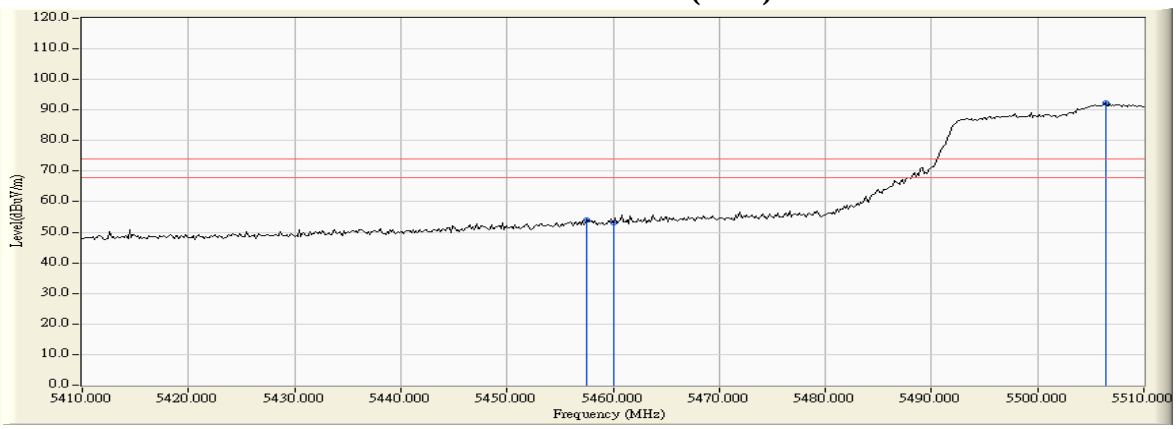

Figure Channel 106: Horizontal (Average)

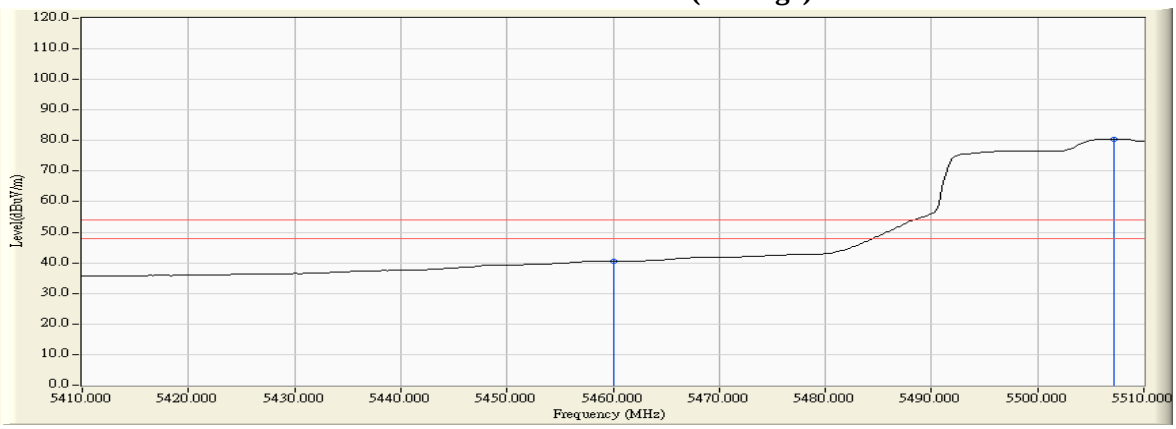

Note:

1. All readings above 1GHz are performed with peak and/or average measurements as necessary.
2. Peak measurements: RBW = 1MHz, VBW = 3 MHz, Sweep: Auto.
3. Average measurements: RBW = 1MHz, VBW = 10 Hz, Sweep: Auto.
4. " * ", means this data is the worst emission level.
5. Measurement Level = Reading Level + Correct Factor.
6. The average measurement was not performed when the peak measured data under the limit of average detection.

Product : Intel® Dual Band Wireless-AC 8265
Test Item : Band Edge Data
Test Site : No.3 OATS
Test date : 2016.09.12
Test Mode : Mode 2 SISO B: Transmit (802.11ac-80BW-32.5Mbps) -Channel 106 (5530MHz)

RF Radiated Measurement (Vertical):

Channel No.	Frequency (MHz)	Correct Factor (dB)	Reading Level (dBμV)	Emission Level (dBμV/m)	Peak Limit (dBμV/m)	Average Limit (dBμV/m)	Result
106 (Peak)	5458.986	13.383	51.995	65.377	74.00	54.00	Pass
106 (Peak)	5460.000	13.390	50.553	63.943	74.00	54.00	Pass
106 (Peak)	5505.362	13.642	86.547	100.189	--	--	--
106 (Average)	5460.000	13.390	36.766	50.156	74.00	54.00	Pass
106 (Average)	5507.826	13.627	74.972	88.599	--	--	--

Figure Channel 106: Vertical (Peak)

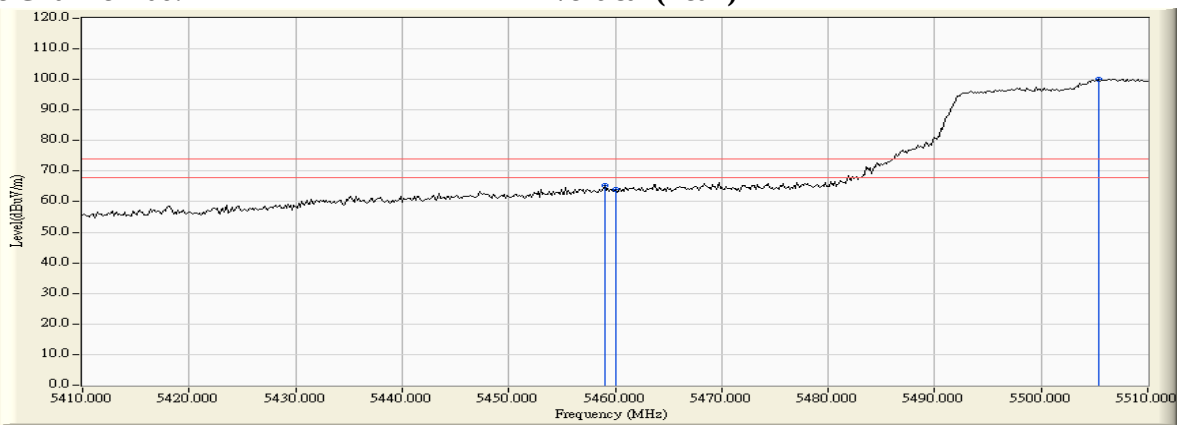

Figure Channel 106: Vertical (Average)

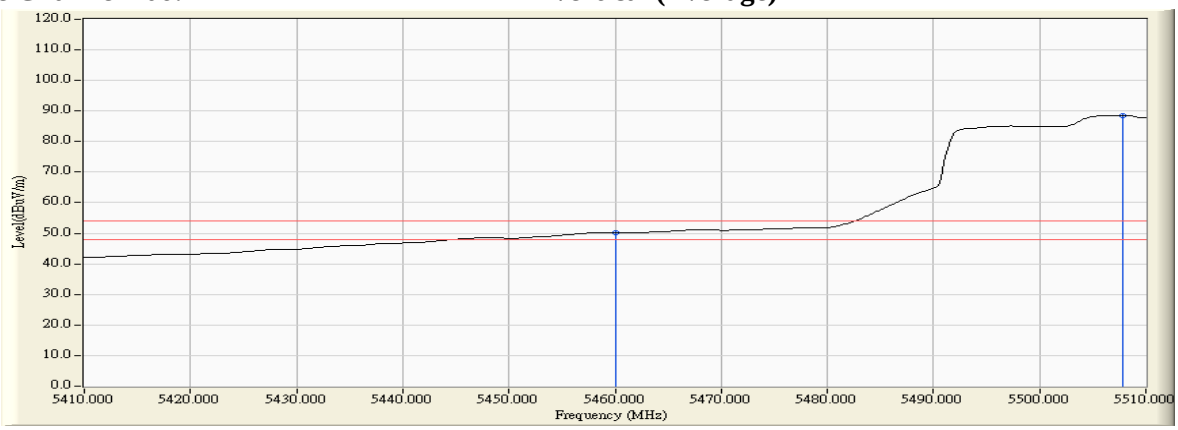

Note:

1. All readings above 1GHz are performed with peak and/or average measurements as necessary.
2. Peak measurements: RBW = 1MHz, VBW = 3 MHz, Sweep: Auto.
3. Average measurements: RBW = 1MHz, VBW = 10 Hz, Sweep: Auto.
4. " * ", means this data is the worst emission level.
5. Measurement Level = Reading Level + Correct Factor.
6. The average measurement was not performed when the peak measured data under the limit of average detection.

Product	:	Intel® Dual Band Wireless-AC 8265
Test Item	:	Band Edge Data
Test Site	:	No.3 OATS
Test date	:	2016.09.12
Test Mode	:	Mode 2 SISO B: Transmit (802.11ac-80BW-32.5Mbps) -Channel 106 (5530MHz)

RF Radiated Measurement:

	Frequency (MHz)	Correct Factor (dB)	Reading Level (dBμV)	Measure Level (dBμV /m)	Margin (dB)	Limit (dBμV /m)	Result
Horizontal	5457.826	11.673	44.119	55.792	-12.428	68.220	Pass
Horizontal	5470.000	11.838	43.538	55.376	-12.844	68.220	Pass
Horizontal	5518.116	12.097	80.873	92.971	24.751	68.220	Pass

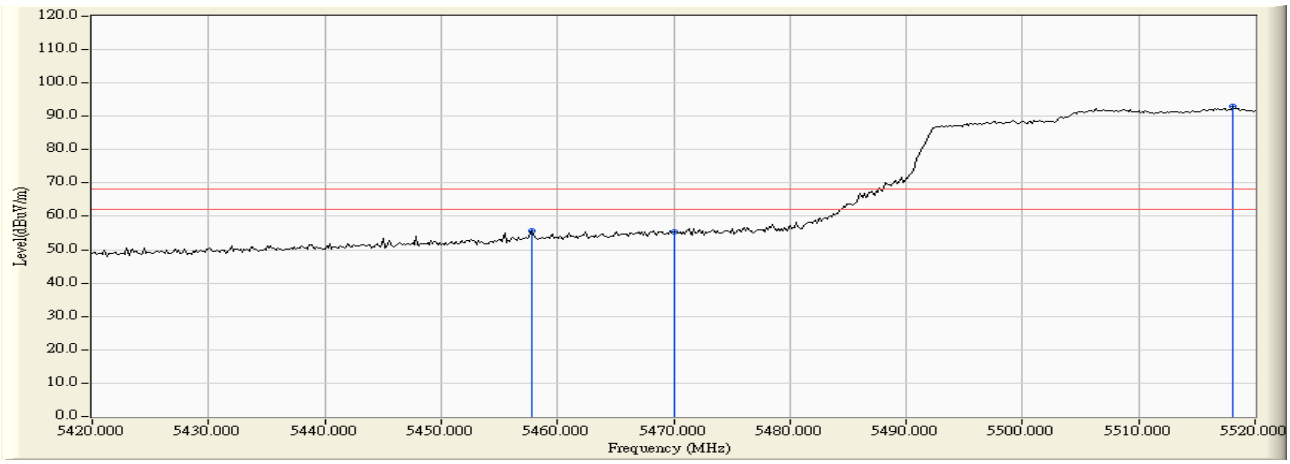

Product : Intel® Dual Band Wireless-AC 8265
Test Item : Band Edge Data
Test Site : No.3 OATS
Test date : 2016.09.12
Test Mode : Mode 2 SISO B: Transmit (802.11ac-80BW-32.5Mbps) -Channel 106 (5530MHz)

RF Radiated Measurement:

	Frequency (MHz)	Correct Factor (dB)	Reading Level (dBμV)	Measure Level (dBμV /m)	Margin (dB)	Limit (dBμV /m)	Result
Vertical	5470.000	13.462	51.888	65.350	-2.870	68.220	Pass
Vertical	5515.217	13.579	86.930	100.509	32.289	68.220	Pass

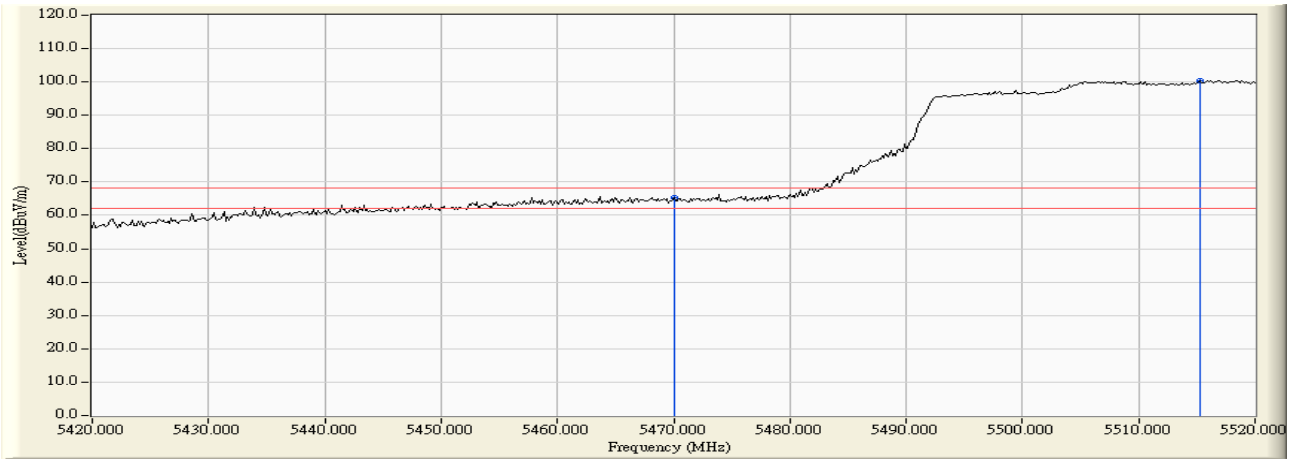

Product : Intel® Dual Band Wireless-AC 8265
Test Item : Band Edge Data
Test Site : No.3 OATS
Test date : 2016.09.12
Test Mode : Mode 2 SISO B: Transmit (802.11ac-80BW-32.5Mbps) -Channel 155 (5775MHz)

RF Radiated Measurement:

	Frequency (MHz)	Correct Factor (dB)	Reading Level (dBμV)	Measure Level (dBμV /m)	Margin (dB)	Limit (dBμV /m)	Result
Horizontal	5642.899	11.538	40.674	52.211	-16.009	68.220	Pass
Horizontal	5650.000	11.554	39.474	51.029	-17.191	68.220	Pass
Horizontal	5697.971	11.648	48.086	59.735	-43.964	103.699	Pass
Horizontal	5700.000	11.647	46.640	58.287	-46.913	105.200	Pass
Horizontal	5717.681	11.614	51.071	62.685	-47.466	110.151	Pass
Horizontal	5720.000	11.607	49.852	61.459	-49.341	110.800	Pass
Horizontal	5725.000	11.592	53.252	64.844	-57.356	122.200	Pass
Horizontal	5770.435	11.447	85.786	97.234	-33.966	131.200	Pass
Horizontal	5850.000	11.701	53.010	64.711	-57.489	122.200	Pass
Horizontal	5852.174	11.716	54.585	66.301	-50.942	117.243	Pass
Horizontal	5855.000	11.735	53.049	64.784	-46.016	110.800	Pass
Horizontal	5875.000	11.873	46.418	58.291	-46.909	105.200	Pass
Horizontal	5925.000	12.068	38.717	50.786	-17.414	68.200	Pass
Horizontal	5970.435	12.106	39.006	51.112	-17.088	68.200	Pass

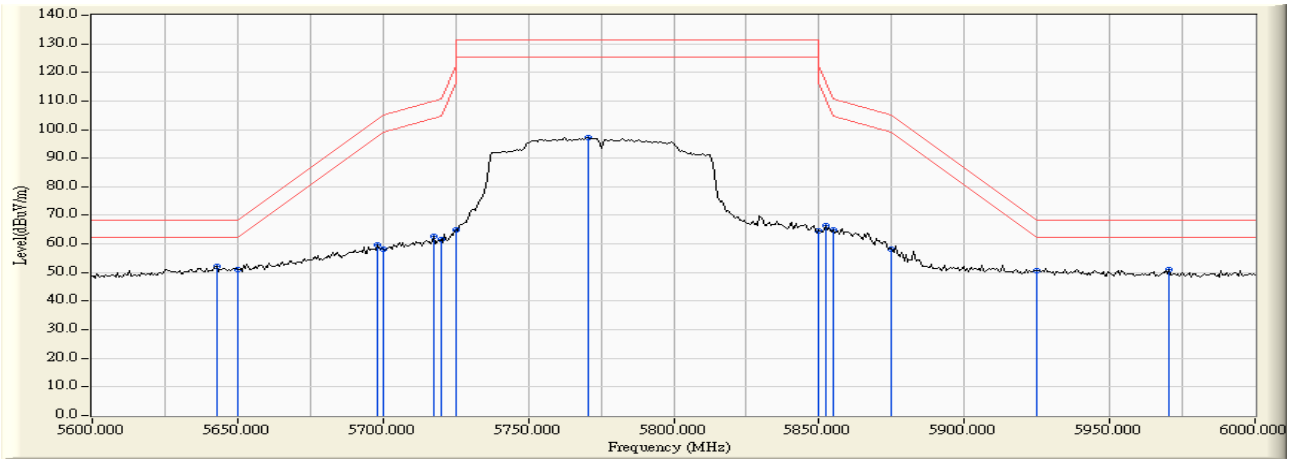

Product : Intel® Dual Band Wireless-AC 8265
Test Item : Band Edge Data
Test Site : No.3 OATS
Test date : 2016.09.12
Test Mode : Mode 2 SISO B: Transmit (802.11ac-80BW-32.5Mbps) -Channel 155 (5775MHz)

RF Radiated Measurement:

	Frequency (MHz)	Correct Factor (dB)	Reading Level (dBμV)	Measure Level (dBμV /m)	Margin (dB)	Limit (dBμV /m)	Result
Vertical	5646.377	13.030	47.430	60.460	-7.760	68.220	Pass
Vertical	5650.000	13.029	46.573	59.602	-8.618	68.220	Pass
Vertical	5698.551	13.006	54.043	67.049	-37.079	104.128	Pass
Vertical	5700.000	13.003	53.153	66.156	-39.044	105.200	Pass
Vertical	5720.000	12.947	56.367	69.314	-41.486	110.800	Pass
Vertical	5721.159	12.943	60.077	73.020	-40.423	113.443	Pass
Vertical	5725.000	12.930	59.404	72.334	-49.866	122.200	Pass
Vertical	5762.899	12.797	91.178	103.975	-27.225	131.200	Pass
Vertical	5850.000	12.774	57.384	70.158	-52.042	122.200	Pass
Vertical	5853.333	12.780	59.193	71.974	-42.627	114.601	Pass
Vertical	5855.000	12.784	58.930	71.714	-39.086	110.800	Pass
Vertical	5875.000	12.825	50.142	62.967	-42.233	105.200	Pass
Vertical	5877.101	12.829	52.484	65.314	-38.331	103.645	Pass
Vertical	5925.000	12.911	40.251	53.162	-15.038	68.200	Pass

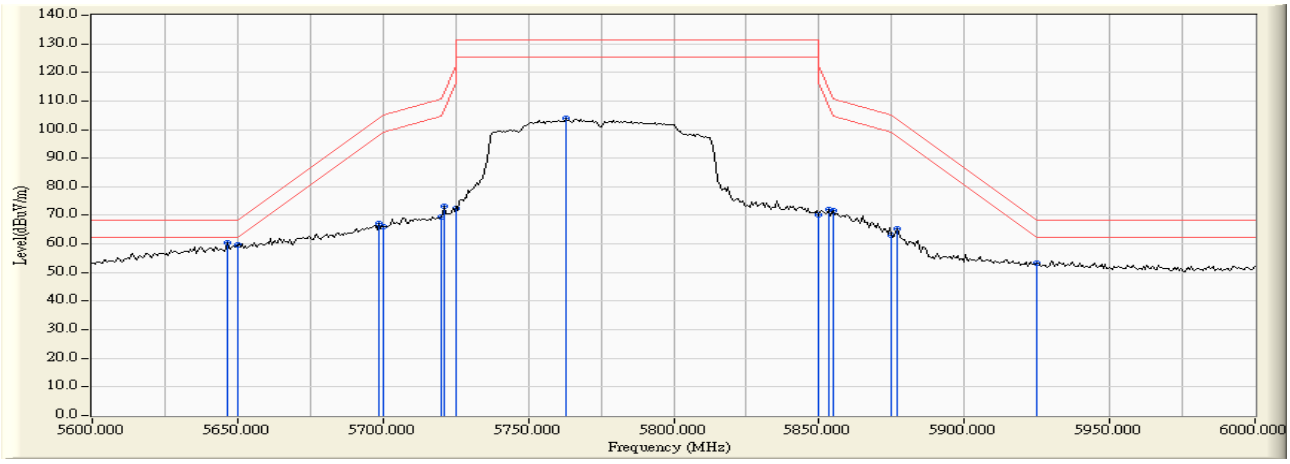

Product : Intel® Dual Band Wireless-AC 8265
Test Item : Band Edge Data
Test Site : No.3 OATS
Test date : 2016.09.12
Test Mode : Mode 3 MIMO: Transmit (802.11n-20BW 14.4Mbps) -Channel 36 (5180MHz)

RF Radiated Measurement (Horizontal):

Channel No.	Frequency (MHz)	Correct Factor (dB)	Reading Level (dBμV)	Emission Level (dBμV/m)	Peak Limit (dBμV/m)	Average Limit (dBμV/m)	Result
36 (Peak)	5149.130	10.473	44.549	55.022	74.00	54.00	Pass
36 (Peak)	5150.000	10.470	42.958	53.429	74.00	54.00	Pass
36 (Peak)	5177.246	10.400	92.357	102.758	--	--	--
36 (Average)	5150.000	10.470	28.700	39.171	74.00	54.00	Pass
36 (Average)	5176.957	10.402	79.080	89.482	--	--	--

Figure Channel 36: Horizontal (Peak)

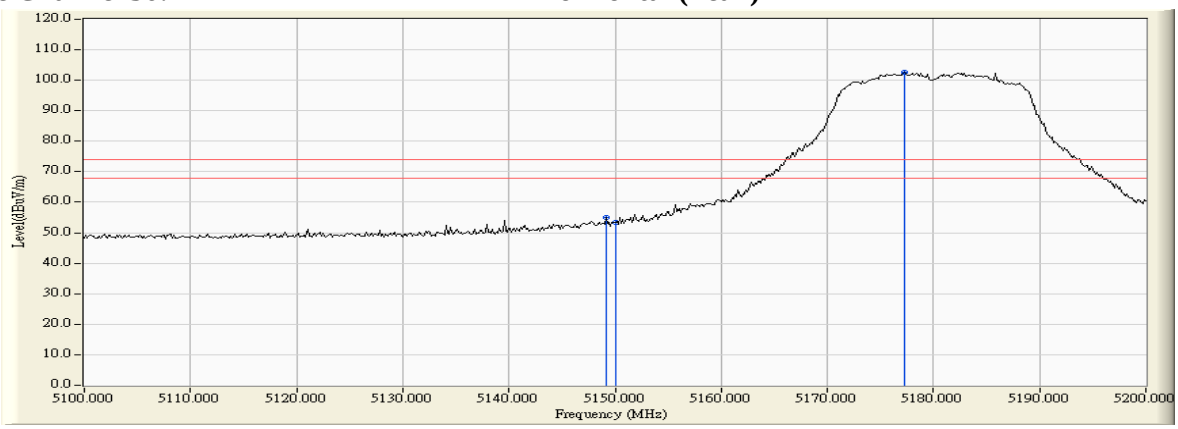

Figure Channel 36: Horizontal (Average)

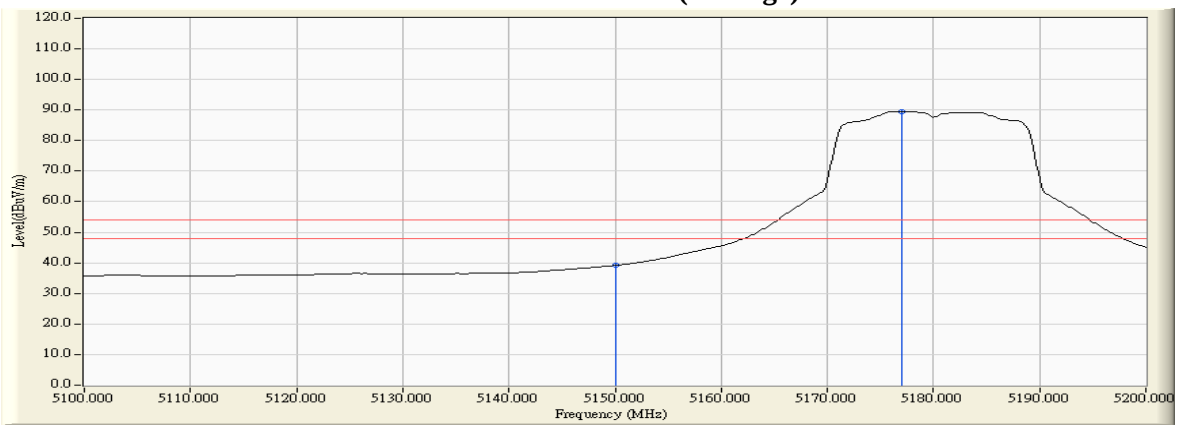

Note:

1. All readings above 1GHz are performed with peak and/or average measurements as necessary.
2. Peak measurements: RBW = 1MHz, VBW = 3 MHz, Sweep: Auto.
3. Average measurements: RBW = 1MHz, VBW = 10 Hz, Sweep: Auto.
4. " * ", means this data is the worst emission level.
5. Measurement Level = Reading Level + Correct Factor.
6. The average measurement was not performed when the peak measured data under the limit of average detection.

Product	:	Intel® Dual Band Wireless-AC 8265
Test Item	:	Band Edge Data
Test Site	:	No.3 OATS
Test date	:	2016.09.12
Test Mode	:	Mode 3 MIMO: Transmit (802.11n-20BW 14.4Mbps) -Channel 36 (5180MHz)

RF Radiated Measurement (Vertical):

Channel No.	Frequency (MHz)	Correct Factor (dB)	Reading Level (dBμV)	Emission Level (dBμV/m)	Peak Limit (dBμV/m)	Average Limit (dBμV/m)	Result
36 (Peak)	5148.986	12.386	52.208	64.595	74.00	54.00	Pass
36 (Peak)	5150.000	12.390	50.704	63.094	74.00	54.00	Pass
36 (Peak)	5176.957	12.490	99.050	111.540	--	--	--
36 (Average)	5150.000	12.390	34.747	47.137	74.00	54.00	Pass
36 (Average)	5176.812	12.490	85.521	98.011	--	--	--

Figure Channel 36: Vertical (Peak)

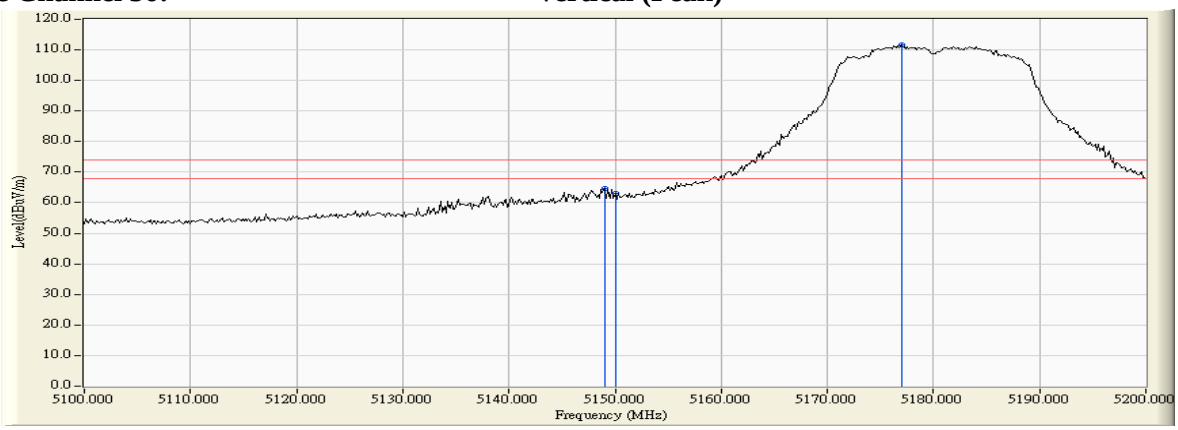

Figure Channel 36: Vertical (Average)

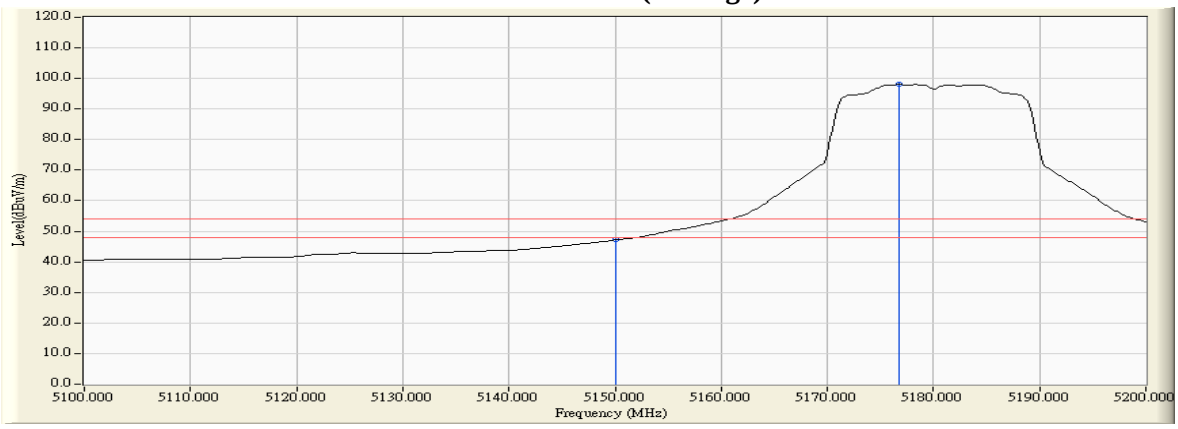

Note:

1. All readings above 1GHz are performed with peak and/or average measurements as necessary.
2. Peak measurements: RBW = 1MHz, VBW = 3 MHz, Sweep: Auto.
3. Average measurements: RBW = 1MHz, VBW = 10 Hz, Sweep: Auto.
4. " * ", means this data is the worst emission level.
5. Measurement Level = Reading Level + Correct Factor.
6. The average measurement was not performed when the peak measured data under the limit of average detection.

Product	:	Intel® Dual Band Wireless-AC 8265
Test Item	:	Band Edge Data
Test Site	:	No.3 OATS
Test date	:	2016.09.12
Test Mode	:	Mode 3 MIMO: Transmit (802.11n-20BW 14.4Mbps) -Channel 64 (5320MHz)

RF Radiated Measurement (Horizontal):

Channel No.	Frequency (MHz)	Correct Factor (dB)	Reading Level (dBμV)	Emission Level (dBμV/m)	Peak Limit (dBμV/m)	Arerage Limit (dBμV/m)	Result
64 (Peak)	5324.203	11.090	90.280	101.370	--	--	--
64 (Peak)	5350.000	11.024	41.651	52.675	74.00	54.00	Pass
64 (Peak)	5350.725	11.023	41.845	52.868	74.00	54.00	Pass
64 (Average)	5323.478	11.092	77.126	88.218	--	--	--
64 (Average)	5350.000	11.024	27.604	38.628	74.00	54.00	Pass

Figure Channel 64: Horizontal (Peak)

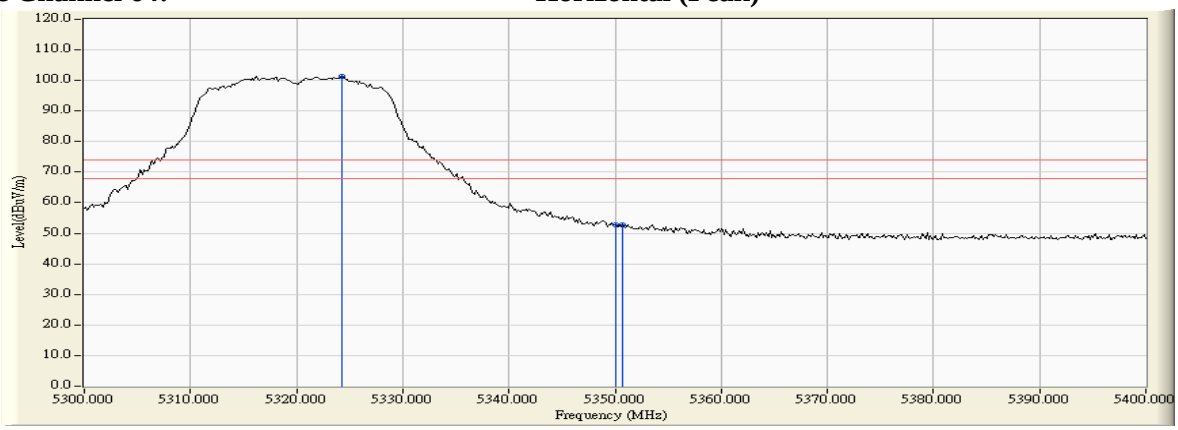

Figure Channel 64: Horizontal (Average)

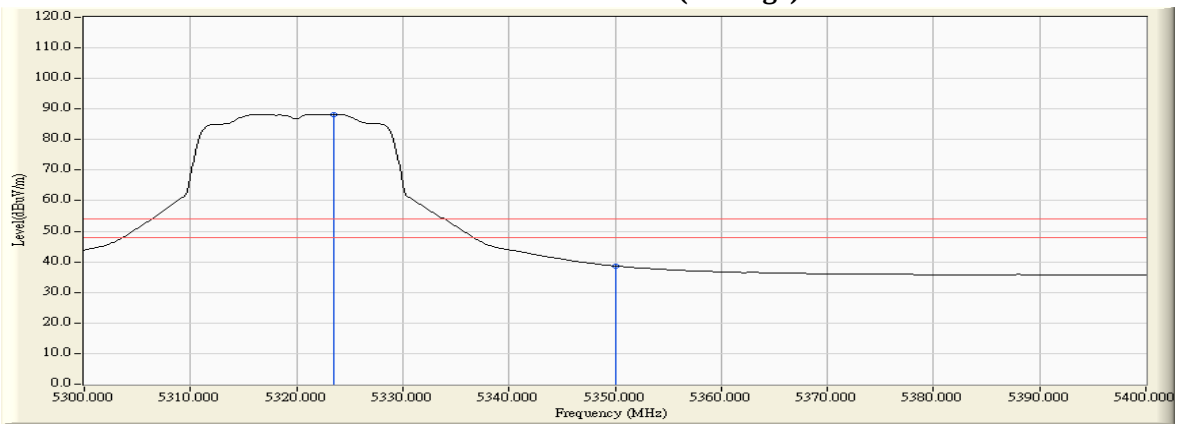

Note:

1. All readings above 1GHz are performed with peak and/or average measurements as necessary.
2. Peak measurements: RBW = 1MHz, VBW = 3 MHz, Sweep: Auto.
3. Average measurements: RBW = 1MHz, VBW = 10 Hz, Sweep: Auto.
4. " * ", means this data is the worst emission level.
5. Measurement Level = Reading Level + Correct Factor.
6. The average measurement was not performed when the peak measured data under the limit of average detection.

Product : Intel® Dual Band Wireless-AC 8265
Test Item : Band Edge Data
Test Site : No.3 OATS
Test date : 2016.09.12
Test Mode : Mode 3 MIMO: Transmit (802.11n-20BW 14.4Mbps) -Channel 64 (5320MHz)

RF Radiated Measurement (Vertical):

Channel No.	Frequency (MHz)	Correct Factor (dB)	Reading Level (dBμV)	Emission Level (dBμV/m)	Peak Limit (dBμV/m)	Arerage Limit (dBμV/m)	Result
64 (Peak)	5316.957	13.020	98.404	111.424	--	--	--
64 (Peak)	5350.000	12.999	47.621	60.620	74.00	54.00	Pass
64 (Peak)	5352.174	12.998	48.053	61.051	74.00	54.00	Pass
64 (Average)	5316.522	13.020	84.676	97.696	--	--	--
64 (Average)	5350.000	12.999	32.635	45.634	74.00	54.00	Pass

Figure Channel 64: Vertical (Peak)

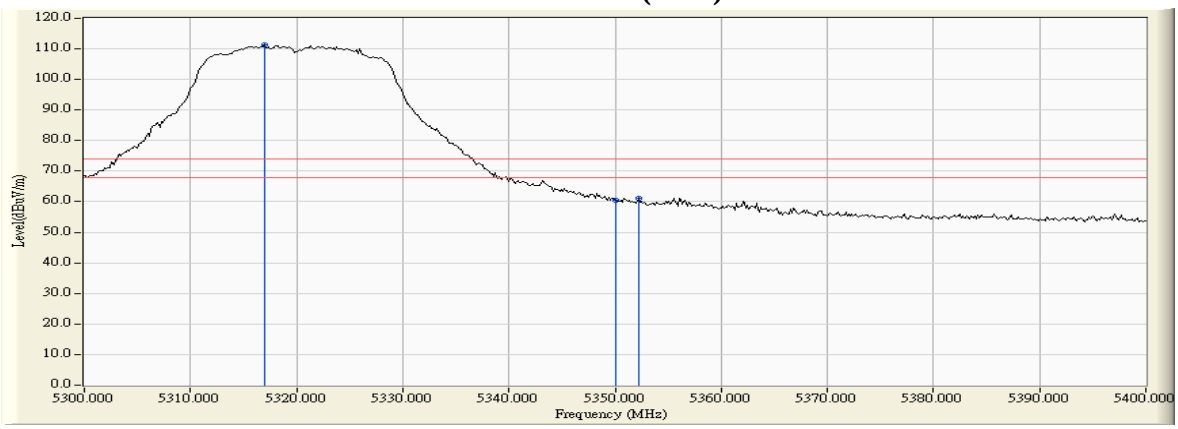

Figure Channel 64: Vertical (Average)

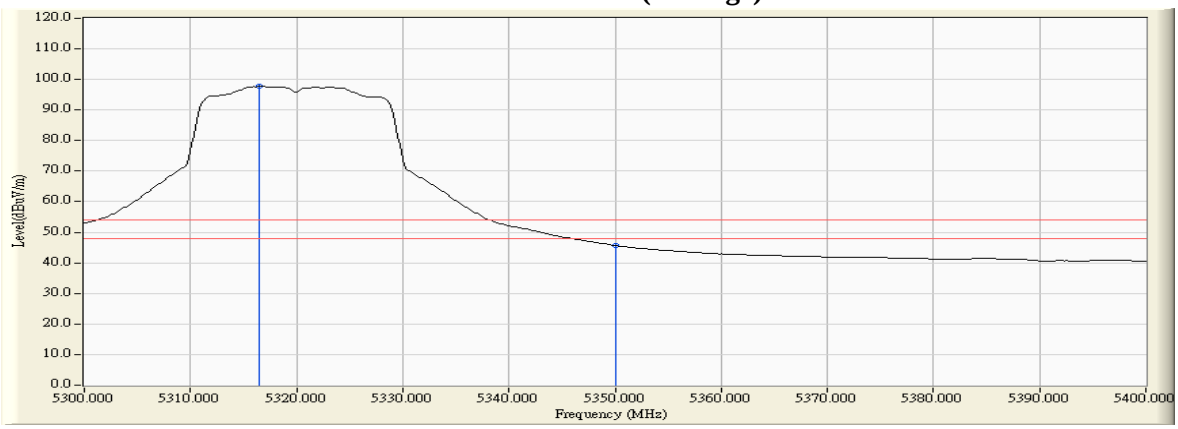

Note:

1. All readings above 1GHz are performed with peak and/or average measurements as necessary.
2. Peak measurements: RBW = 1MHz, VBW = 3 MHz, Sweep: Auto.
3. Average measurements: RBW = 1MHz, VBW = 10 Hz, Sweep: Auto.
4. " * ", means this data is the worst emission level.
5. Measurement Level = Reading Level + Correct Factor.
6. The average measurement was not performed when the peak measured data under the limit of average detection.

Product : Intel® Dual Band Wireless-AC 8265
Test Item : Band Edge Data
Test Site : No.3 OATS
Test date : 2016.09.13
Test Mode : Mode 3 MIMO: Transmit (802.11n-20BW 14.4Mbps) -Channel 100 (5500MHz)

RF Radiated Measurement (Horizontal):

Channel No.	Frequency (MHz)	Correct Factor (dB)	Reading Level (dBμV)	Emission Level (dBμV/m)	Peak Limit (dBμV/m)	Arerage Limit (dBμV/m)	Result
100 (Peak)	5422.319	11.196	39.934	51.130	74.00	54.00	Pass
100 (Peak)	5460.000	11.703	38.137	49.840	74.00	54.00	Pass
100 (Peak)	5496.957	12.148	91.440	103.587	--	--	--
100 (Average)	5459.420	11.695	26.015	37.710	74.00	54.00	Pass
100 (Average)	5460.000	11.703	25.849	37.552	74.00	54.00	Pass
100 (Average)	5496.377	12.143	78.362	90.505	--	--	--

Figure Channel 100: Horizontal (Peak)

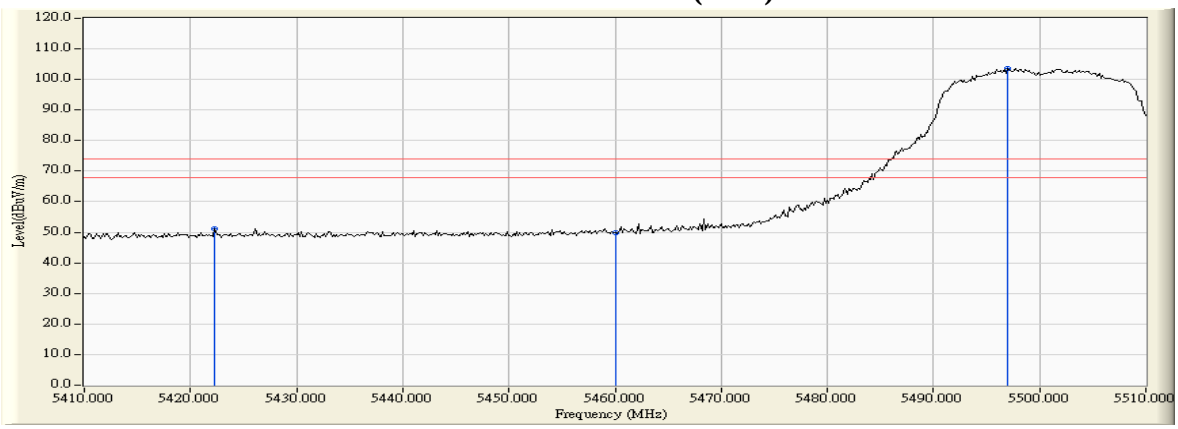

Figure Channel 100: Horizontal (Average)

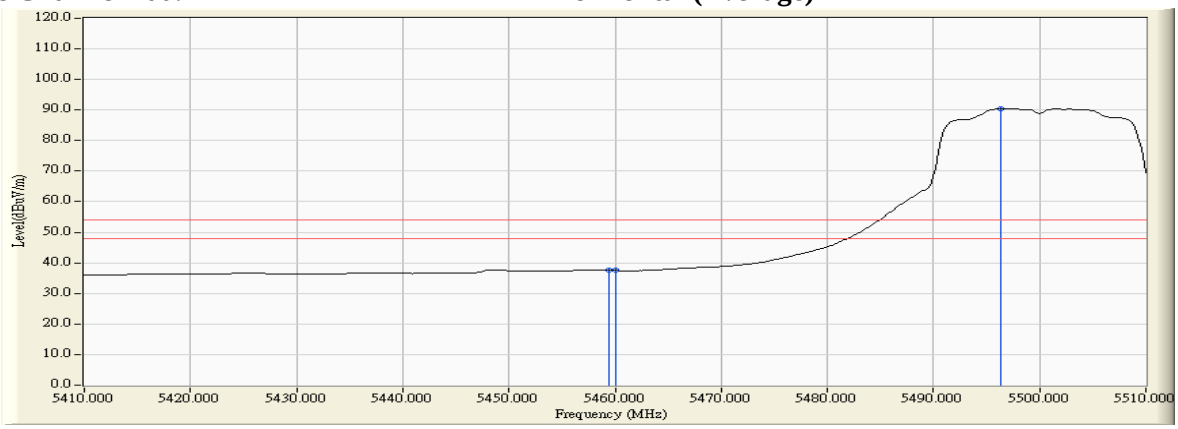

Note:

1. All readings above 1GHz are performed with peak and/or average measurements as necessary.
2. Peak measurements: RBW = 1MHz, VBW = 3 MHz, Sweep: Auto.
3. Average measurements: RBW = 1MHz, VBW = 10 Hz, Sweep: Auto.
4. " * ", means this data is the worst emission level.
5. Measurement Level = Reading Level + Correct Factor.
6. The average measurement was not performed when the peak measured data under the limit of average detection.

Product : Intel® Dual Band Wireless-AC 8265
Test Item : Band Edge Data
Test Site : No.3 OATS
Test date : 2016.09.13
Test Mode : Mode 3 MIMO: Transmit (802.11n-20BW 14.4Mbps) -Channel 100 (5500MHz)

RF Radiated Measurement (Vertical):

Channel No.	Frequency (MHz)	Correct Factor (dB)	Reading Level (dBμV)	Emission Level (dBμV/m)	Peak Limit (dBμV/m)	Arerage Limit (dBμV/m)	Result
100 (Peak)	5458.841	13.381	47.563	60.944	74.00	54.00	Pass
100 (Peak)	5460.000	13.390	44.096	57.486	74.00	54.00	Pass
100 (Peak)	5502.029	13.636	98.773	112.409	--	--	--
100 (Average)	5459.565	13.386	30.792	44.178	74.00	54.00	Pass
100 (Average)	5460.000	13.390	30.728	44.118	74.00	54.00	Pass
100 (Average)	5496.377	13.618	85.456	99.074	--	--	--

Figure Channel 100: Vertical (Peak)

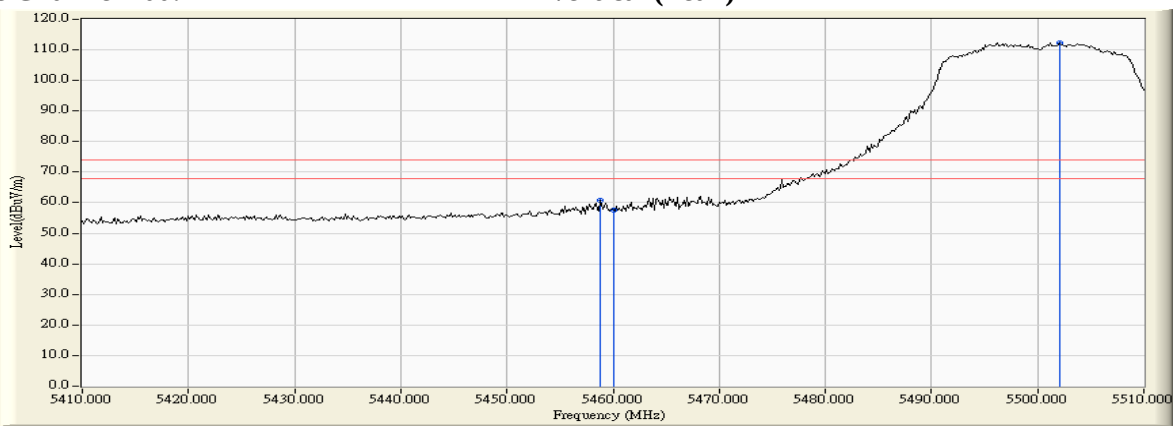

Figure Channel 100: Vertical (Average)

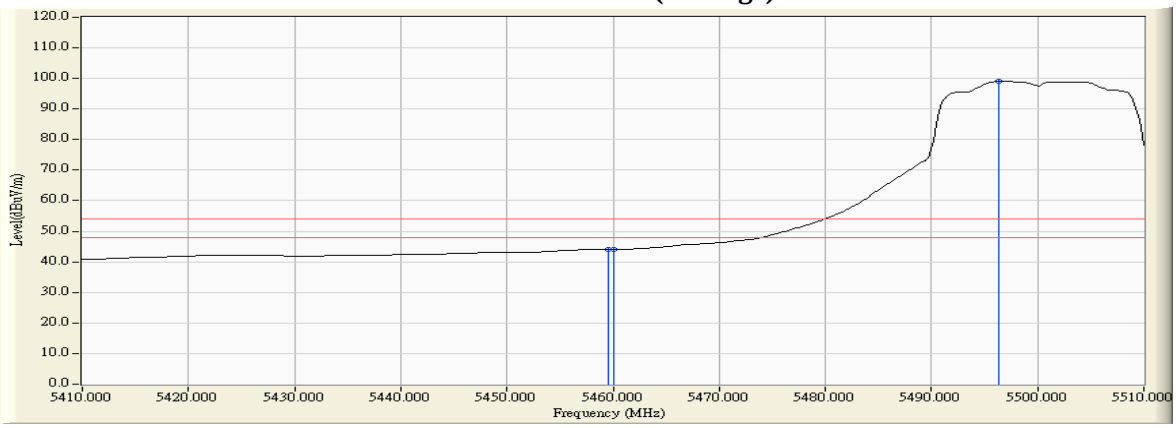

Note:

1. All readings above 1GHz are performed with peak and/or average measurements as necessary.
2. Peak measurements: RBW = 1MHz, VBW = 3 MHz, Sweep: Auto.
3. Average measurements: RBW = 1MHz, VBW = 10 Hz, Sweep: Auto.
4. " * ", means this data is the worst emission level.
5. Measurement Level = Reading Level + Correct Factor.
6. The average measurement was not performed when the peak measured data under the limit of average detection.

Product	:	Intel® Dual Band Wireless-AC 8265
Test Item	:	Band Edge Data
Test Site	:	No.3 OATS
Test date	:	2016.09.13
Test Mode	:	Mode 3 MIMO: Transmit (802.11n-20BW 14.4Mbps) -Channel 100 (5500MHz)

RF Radiated Measurement:

	Frequency (MHz)	Correct Factor (dB)	Reading Level (dBμV)	Measure Level (dBμV /m)	Margin (dB)	Limit (dBμV /m)	Result
Horizontal	5468.696	11.822	41.721	53.542	-14.678	68.220	Pass
Horizontal	5470.000	11.838	39.351	51.189	-17.031	68.220	Pass
Horizontal	5496.957	12.148	91.297	103.444	35.224	68.220	Pass

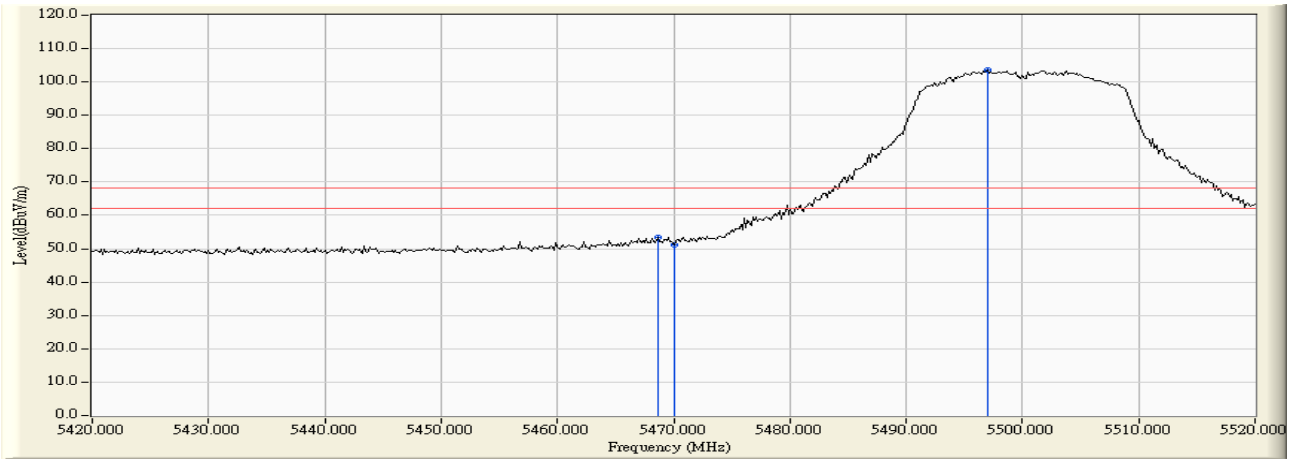

Product	:	Intel® Dual Band Wireless-AC 8265
Test Item	:	Band Edge Data
Test Site	:	No.3 OATS
Test date	:	2016.09.13
Test Mode	:	Mode 3 MIMO: Transmit (802.11n-20BW 14.4Mbps) -Channel 100 (5500MHz)

RF Radiated Measurement:

	Frequency (MHz)	Correct Factor (dB)	Reading Level (dBμV)	Measure Level (dBμV /m)	Margin (dB)	Limit (dBμV /m)	Result
Vertical	5467.826	13.447	49.221	62.667	-5.553	68.220	Pass
Vertical	5470.000	13.462	47.191	60.653	-7.567	68.220	Pass
Vertical	5502.174	13.637	98.788	112.424	44.204	68.220	Pass

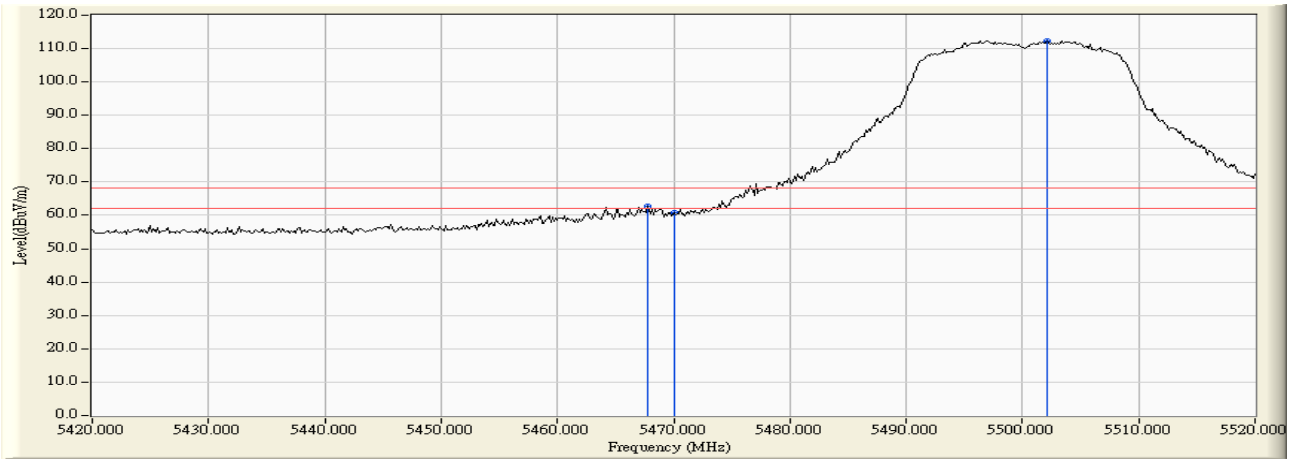

Product	:	Intel® Dual Band Wireless-AC 8265
Test Item	:	Band Edge Data
Test Site	:	No.3 OATS
Test date	:	2016.09.13
Test Mode	:	Mode 3 MIMO: Transmit (802.11n-20BW 14.4Mbps) -Channel 140 (5700MHz)

RF Radiated Measurement:

	Frequency (MHz)	Correct Factor (dB)	Reading Level (dBμV)	Measure Level (dBμV /m)	Margin (dB)	Limit (dBμV /m)	Result
Horizontal	5697.464	11.648	90.645	102.294	34.074	68.220	Pass
Horizontal	5725.000	11.592	41.326	52.918	-15.302	68.220	Pass
Horizontal	5725.435	11.590	41.899	53.490	-14.730	68.220	Pass

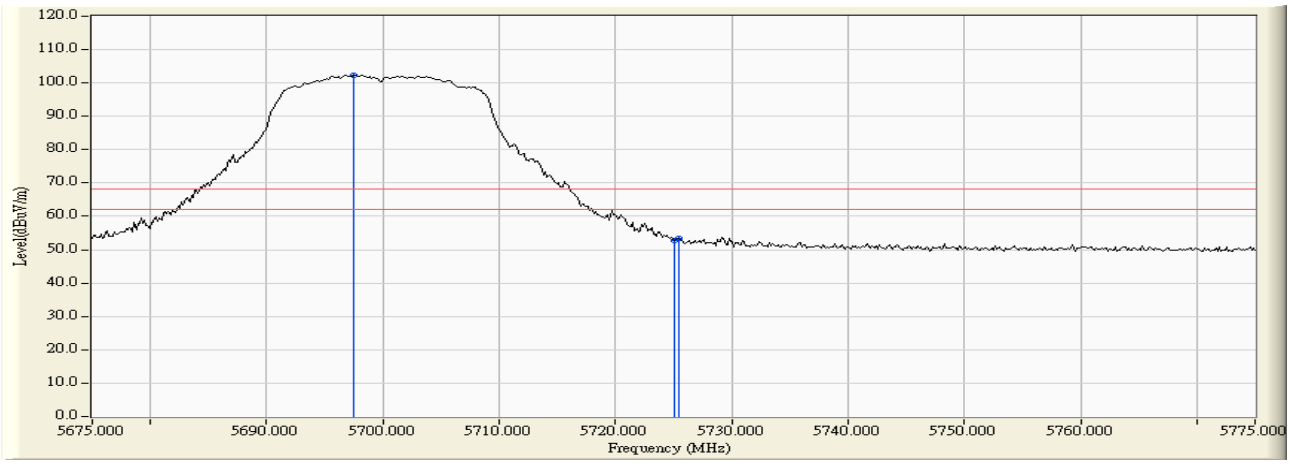

Product	:	Intel® Dual Band Wireless-AC 8265
Test Item	:	Band Edge Data
Test Site	:	No.3 OATS
Test date	:	2016.09.13
Test Mode	:	Mode 3 MIMO: Transmit (802.11n-20BW 14.4Mbps) -Channel 140 (5700MHz)

RF Radiated Measurement:

	Frequency (MHz)	Correct Factor (dB)	Reading Level (dBμV)	Measure Level (dBμV /m)	Margin (dB)	Limit (dBμV /m)	Result
Vertical	5696.884	13.009	95.294	108.303	40.083	68.220	Pass
Vertical	5725.000	12.930	46.429	59.359	-8.861	68.220	Pass

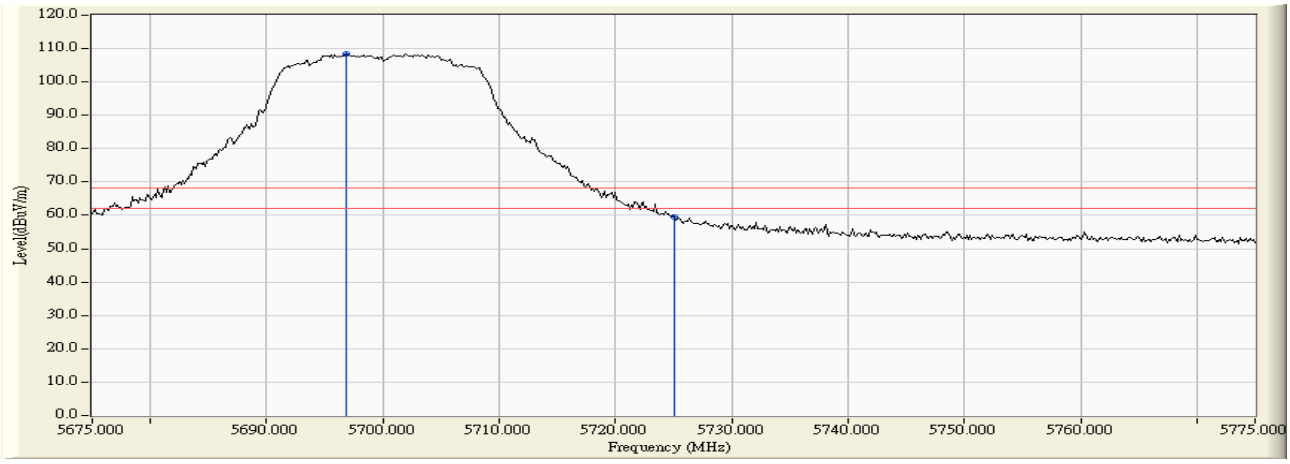

Product : Intel® Dual Band Wireless-AC 8265
Test Item : Band Edge Data
Test Site : No.3 OATS
Test date : 2016.09.13
Test Mode : Mode 3 MIMO: Transmit (802.11n-20BW 14.4Mbps) -Channel 149 (5745MHz)

RF Radiated Measurement:

	Frequency (MHz)	Correct Factor (dB)	Reading Level (dBμV)	Measure Level (dBμV /m)	Margin (dB)	Limit (dBμV /m)	Result
Horizontal	5646.920	11.547	40.268	51.815	-16.405	68.220	Pass
Horizontal	5650.000	11.554	39.145	50.700	-17.520	68.220	Pass
Horizontal	5698.913	11.648	48.747	60.395	-44.001	104.396	Pass
Horizontal	5700.000	11.647	47.900	59.547	-45.653	105.200	Pass
Horizontal	5720.000	11.607	63.894	75.501	-35.299	110.800	Pass
Horizontal	5724.275	11.594	72.158	83.752	-36.795	120.547	Pass
Horizontal	5725.000	11.592	71.732	83.324	-38.876	122.200	Pass
Horizontal	5740.761	11.542	97.342	108.884	-22.316	131.200	Pass

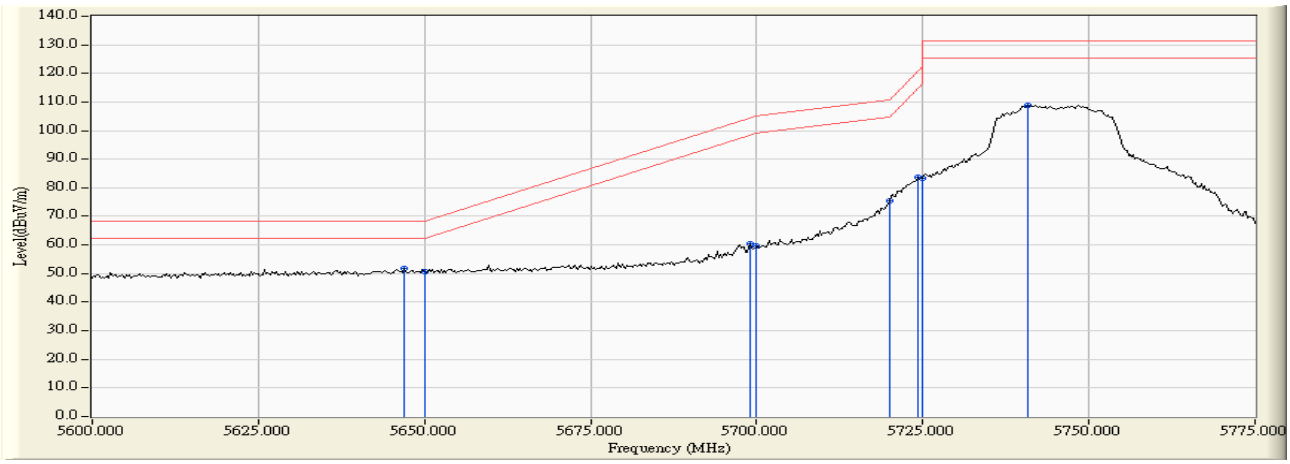

Product : Intel® Dual Band Wireless-AC 8265
Test Item : Band Edge Data
Test Site : No.3 OATS
Test date : 2016.09.13
Test Mode : Mode 3 MIMO: Transmit (802.11n-20BW 14.4Mbps) -Channel 149 (5745MHz)

RF Radiated Measurement:

	Frequency (MHz)	Correct Factor (dB)	Reading Level (dBμV)	Measure Level (dBμV /m)	Margin (dB)	Limit (dBμV /m)	Result
Vertical	5634.747	13.033	47.978	61.011	-7.209	68.220	Pass
Vertical	5650.000	13.029	47.250	60.279	-7.941	68.220	Pass
Vertical	5698.406	13.007	54.797	67.803	-36.218	104.021	Pass
Vertical	5700.000	13.003	53.853	66.856	-38.344	105.200	Pass
Vertical	5720.000	12.947	68.483	81.430	-29.370	110.800	Pass
Vertical	5724.275	12.933	76.303	89.236	-31.311	120.547	Pass
Vertical	5725.000	12.930	75.616	88.546	-33.654	122.200	Pass
Vertical	5742.029	12.871	101.556	114.427	-16.773	131.200	Pass

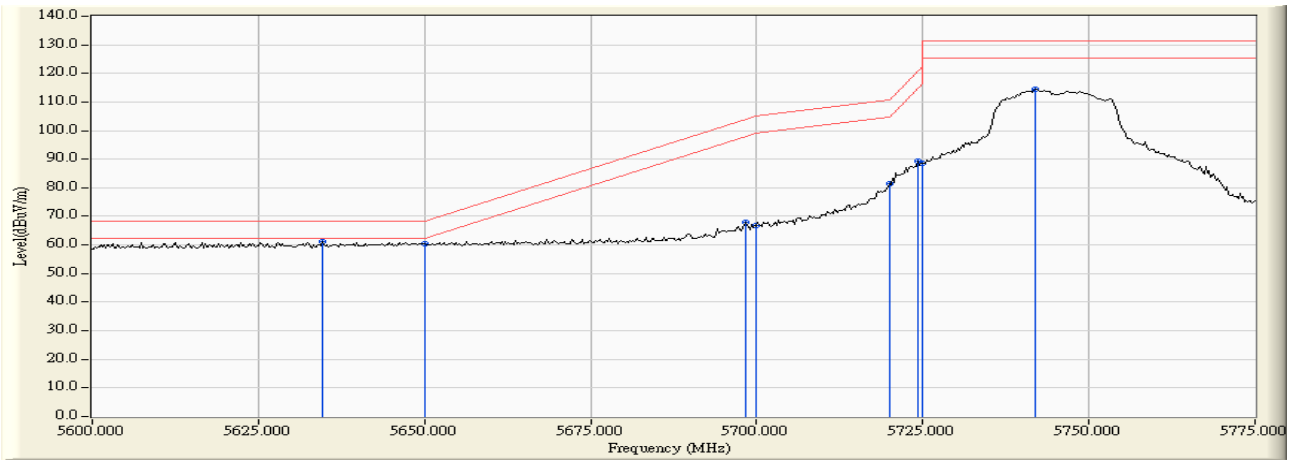

Product : Intel® Dual Band Wireless-AC 8265
Test Item : Band Edge Data
Test Site : No.3 OATS
Test date : 2016.09.13
Test Mode : Mode 3 MIMO: Transmit (802.11n-20BW 14.4Mbps) -Channel 165 (5825MHz)

RF Radiated Measurement:

	Frequency (MHz)	Correct Factor (dB)	Reading Level (dBμV)	Measure Level (dBμV /m)	Margin (dB)	Limit (dBμV /m)	Result
Horizontal	5828.696	11.553	96.878	108.431	-22.769	131.200	Pass
Horizontal	5850.000	11.701	62.670	74.371	-47.829	122.200	Pass
Horizontal	5851.014	11.707	63.183	74.891	-44.997	119.888	Pass
Horizontal	5855.000	11.735	58.811	70.546	-40.254	110.800	Pass
Horizontal	5855.362	11.738	58.984	70.722	-39.977	110.699	Pass
Horizontal	5875.000	11.873	47.528	59.401	-45.799	105.200	Pass
Horizontal	5882.319	11.925	48.130	60.054	-39.730	99.784	Pass
Horizontal	5925.000	12.068	39.155	51.224	-16.976	68.200	Pass
Horizontal	5929.275	12.073	40.590	52.662	-15.538	68.200	Pass

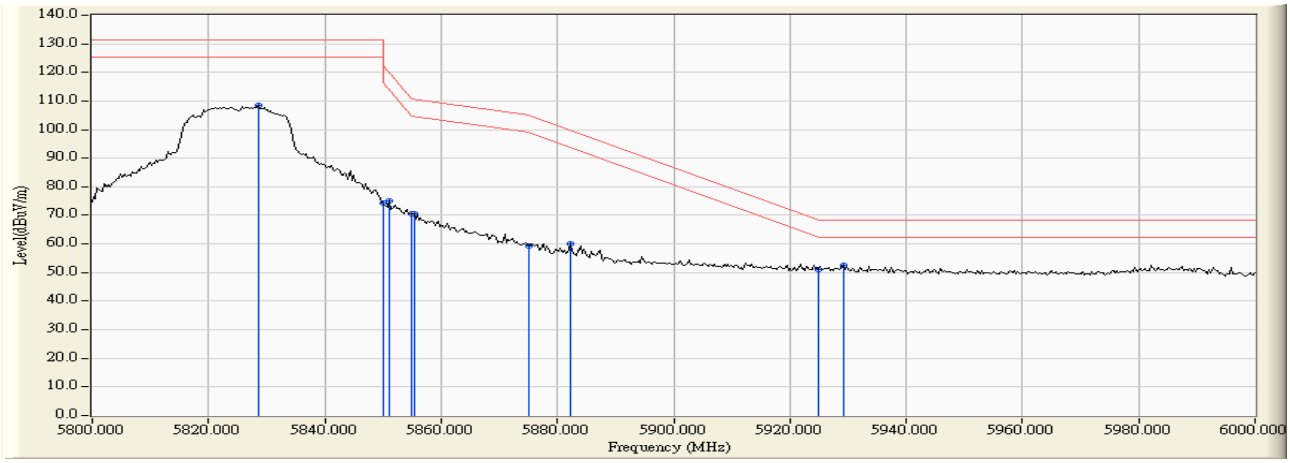

Product : Intel® Dual Band Wireless-AC 8265
Test Item : Band Edge Data
Test Site : No.3 OATS
Test date : 2016.09.13
Test Mode : Mode 3 MIMO: Transmit (802.11n-20BW 14.4Mbps) -Channel 165 (5825MHz)

RF Radiated Measurement:

	Frequency (MHz)	Correct Factor (dB)	Reading Level (dBμV)	Measure Level (dBμV /m)	Margin (dB)	Limit (dBμV /m)	Result
Vertical	5826.377	12.724	100.861	113.585	-17.615	131.200	Pass
Vertical	5850.000	12.774	66.711	79.485	-42.715	122.200	Pass
Vertical	5855.000	12.784	62.742	75.526	-35.274	110.800	Pass
Vertical	5855.362	12.785	63.912	76.697	-34.002	110.699	Pass
Vertical	5875.000	12.825	51.843	64.668	-40.532	105.200	Pass
Vertical	5875.652	12.828	52.693	65.520	-39.198	104.718	Pass
Vertical	5925.000	12.911	40.864	53.775	-14.425	68.200	Pass
Vertical	5925.217	12.911	42.245	55.157	-13.043	68.200	Pass

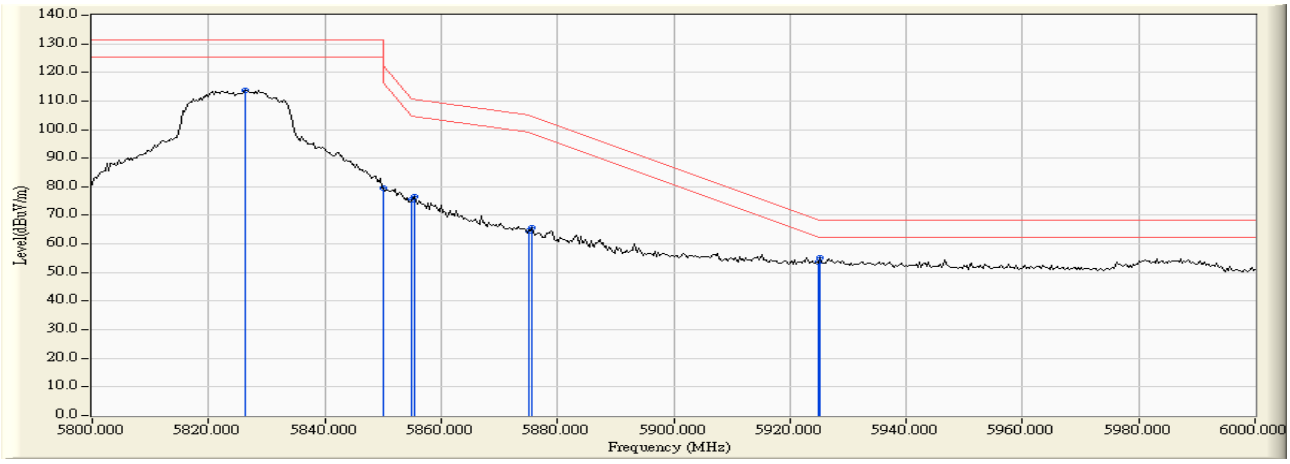

Product	:	Intel® Dual Band Wireless-AC 8265
Test Item	:	Band Edge Data
Test Site	:	No.3 OATS
Test date	:	2016.09.12
Test Mode	:	Mode 3 MIMO: Transmit (802.11n-40BW 30Mbps) -Channel 38 (5190MHz)

RF Radiated Measurement (Horizontal):

Channel No.	Frequency (MHz)	Correct Factor (dB)	Reading Level (dBμV)	Emission Level (dBμV/m)	Peak Limit (dBμV/m)	Average Limit (dBμV/m)	Result
38 (Peak)	5148.841	10.474	40.778	51.252	74.00	54.00	Pass
38 (Peak)	5150.000	10.470	38.952	49.423	74.00	54.00	Pass
38 (Peak)	5185.652	10.380	87.098	97.477	--	--	--
38 (Average)	5150.000	10.470	26.669	37.140	74.00	54.00	Pass
38 (Average)	5186.957	10.376	72.970	83.346	--	--	--

Figure Channel 38: Horizontal (Peak)

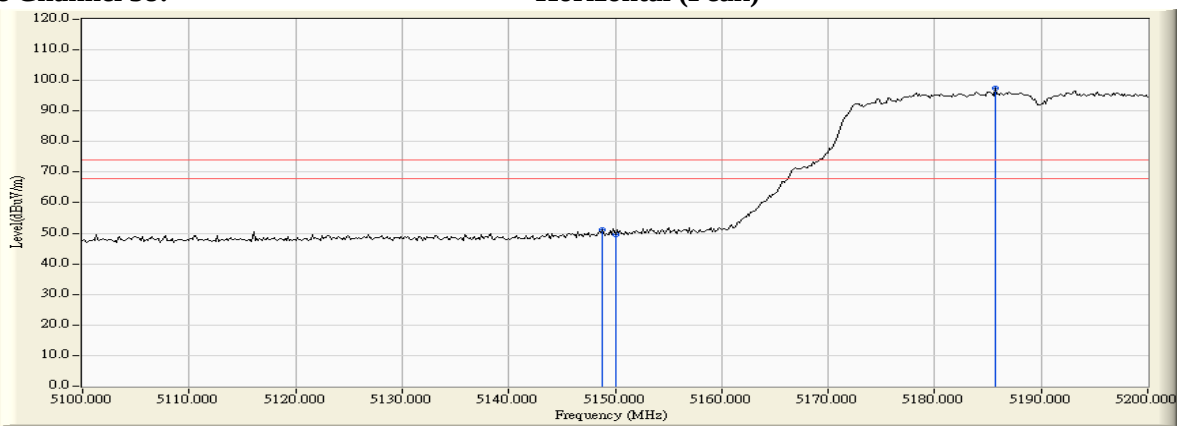

Figure Channel 38: Horizontal (Average)

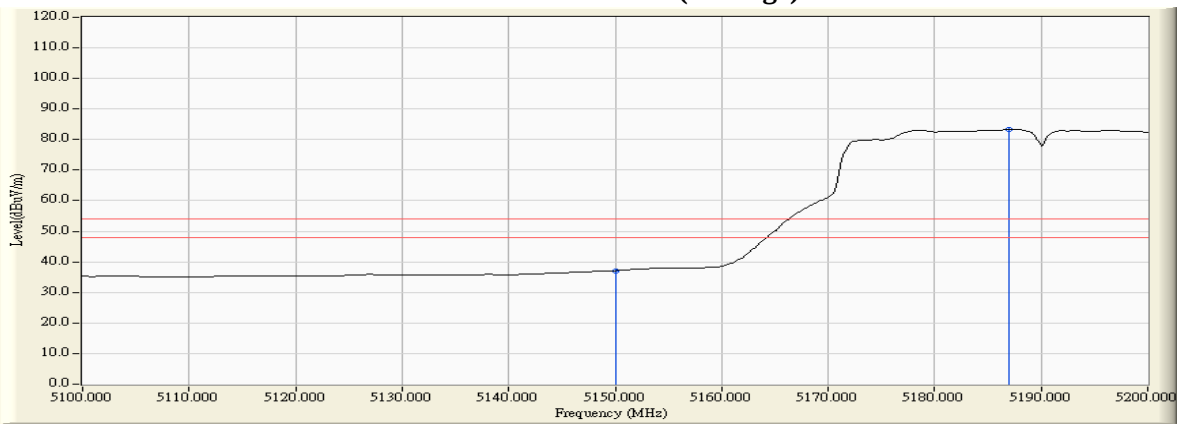

Note:

1. All readings above 1GHz are performed with peak and/or average measurements as necessary.
2. Peak measurements: RBW = 1MHz, VBW = 3 MHz, Sweep: Auto.
3. Average measurements: RBW = 1MHz, VBW = 10 Hz, Sweep: Auto.
4. " * ", means this data is the worst emission level.
5. Measurement Level = Reading Level + Correct Factor.
6. The average measurement was not performed when the peak measured data under the limit of average detection.

Product	:	Intel® Dual Band Wireless-AC 8265
Test Item	:	Band Edge Data
Test Site	:	No.3 OATS
Test date	:	2016.09.12
Test Mode	:	Mode 3 MIMO: Transmit (802.11n-40BW 30Mbps) -Channel 38 (5190MHz)

RF Radiated Measurement (Vertical):

Channel No.	Frequency (MHz)	Correct Factor (dB)	Reading Level (dBμV)	Emission Level (dBμV/m)	Peak Limit (dBμV/m)	Average Limit (dBμV/m)	Result
38 (Peak)	5148.841	12.386	45.966	58.352	74.00	54.00	Pass
38 (Peak)	5150.000	12.390	45.044	57.434	74.00	54.00	Pass
38 (Peak)	5193.188	12.546	92.981	105.527	--	--	--
38 (Average)	5150.000	12.390	31.805	44.195	74.00	54.00	Pass
38 (Average)	5185.652	12.523	78.869	91.391	--	--	--

Figure Channel 38: Vertical (Peak)

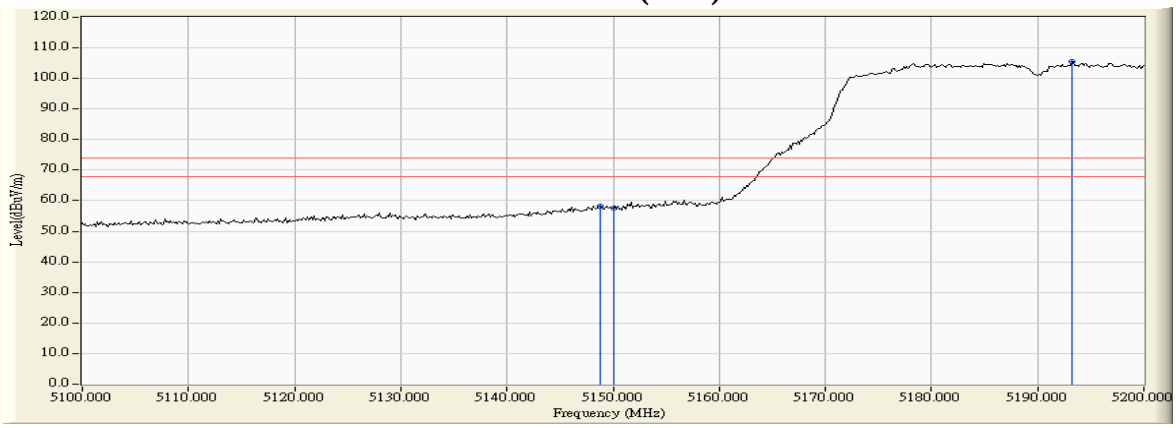

Figure Channel 38: Vertical (Average)

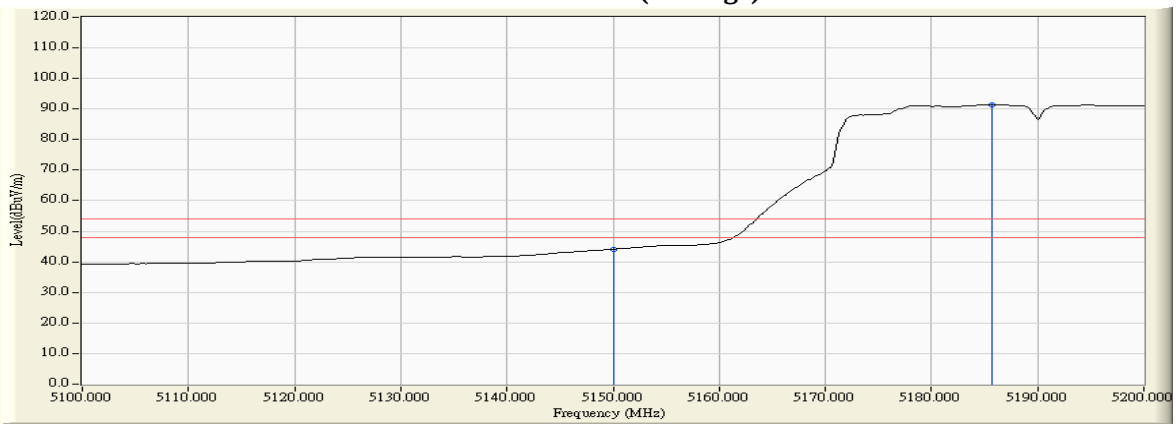

Note:

1. All readings above 1GHz are performed with peak and/or average measurements as necessary.
2. Peak measurements: RBW = 1MHz, VBW = 3 MHz, Sweep: Auto.
3. Average measurements: RBW = 1MHz, VBW = 10 Hz, Sweep: Auto.
4. " * ", means this data is the worst emission level.
5. Measurement Level = Reading Level + Correct Factor.
6. The average measurement was not performed when the peak measured data under the limit of average detection.

Product : Intel® Dual Band Wireless-AC 8265
Test Item : Band Edge Data
Test Site : No.3 OATS
Test date : 2016.09.12
Test Mode : Mode 3 MIMO: Transmit (802.11n-40BW 30Mbps) -Channel 62 (5310MHz)

RF Radiated Measurement (Horizontal):

Channel No.	Frequency (MHz)	Correct Factor (dB)	Reading Level (dBμV)	Emission Level (dBμV/m)	Peak Limit (dBμV/m)	Arerage Limit (dBμV/m)	Result
62 (Peak)	5319.275	11.103	83.845	94.948	--	--	--
62 (Peak)	5350.000	11.024	40.315	51.339	74.00	54.00	Pass
62 (Peak)	5350.580	11.023	40.895	51.918	74.00	54.00	Pass
62 (Average)	5314.638	11.115	69.922	81.036	--	--	--
62 (Average)	5350.000	11.024	26.667	37.691	74.00	54.00	Pass

Figure Channel 62: Horizontal (Peak)

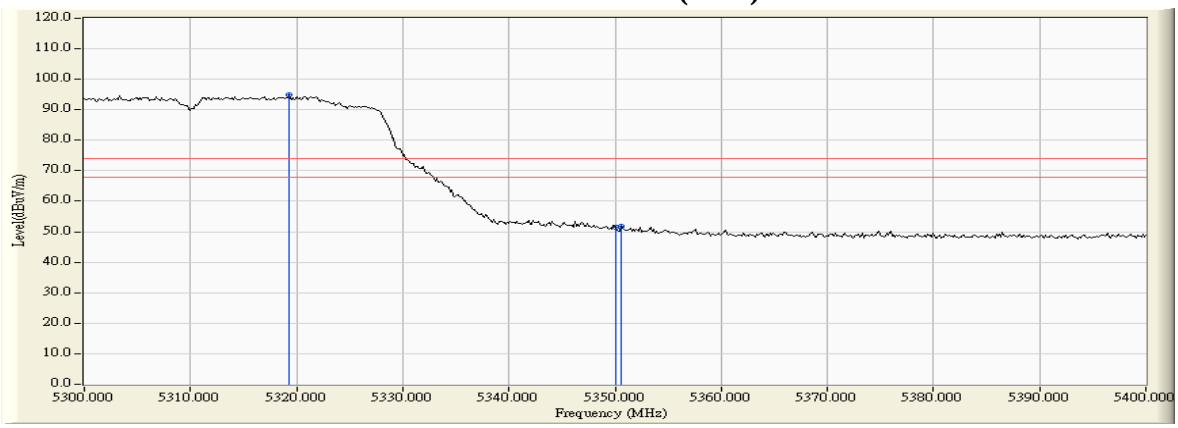

Figure Channel 62: Horizontal (Average)

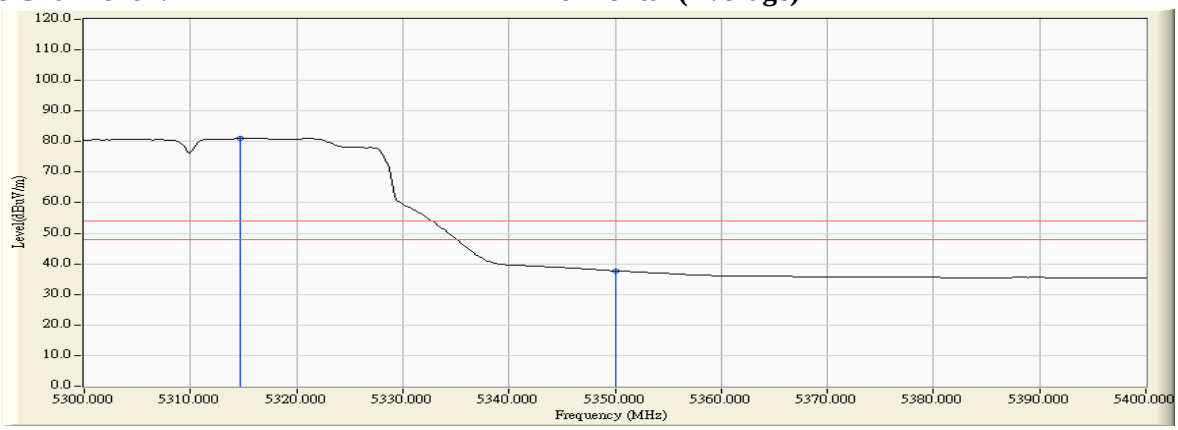

Note:

1. All readings above 1GHz are performed with peak and/or average measurements as necessary.
2. Peak measurements: RBW = 1MHz, VBW = 3 MHz, Sweep: Auto.
3. Average measurements: RBW = 1MHz, VBW = 10 Hz, Sweep: Auto.
4. " * ", means this data is the worst emission level.
5. Measurement Level = Reading Level + Correct Factor.
6. The average measurement was not performed when the peak measured data under the limit of average detection.

Product : Intel® Dual Band Wireless-AC 8265
Test Item : Band Edge Data
Test Site : No.3 OATS
Test date : 2016.09.12
Test Mode : Mode 3 MIMO: Transmit (802.11n-40BW 30Mbps) -Channel 62 (5310MHz)

RF Radiated Measurement (Vertical):

Channel No.	Frequency (MHz)	Correct Factor (dB)	Reading Level (dBμV)	Emission Level (dBμV/m)	Peak Limit (dBμV/m)	Arerage Limit (dBμV/m)	Result
62 (Peak)	5305.652	13.026	91.695	104.722	--	--	--
62 (Peak)	5350.000	12.999	45.077	58.076	74.00	54.00	Pass
62 (Peak)	5350.580	12.999	45.805	58.804	74.00	54.00	Pass
62 (Average)	5313.043	13.022	77.668	90.690	--	--	--
62 (Average)	5350.000	12.999	31.293	44.292	74.00	54.00	Pass

Figure Channel 62: Vertical (Peak)

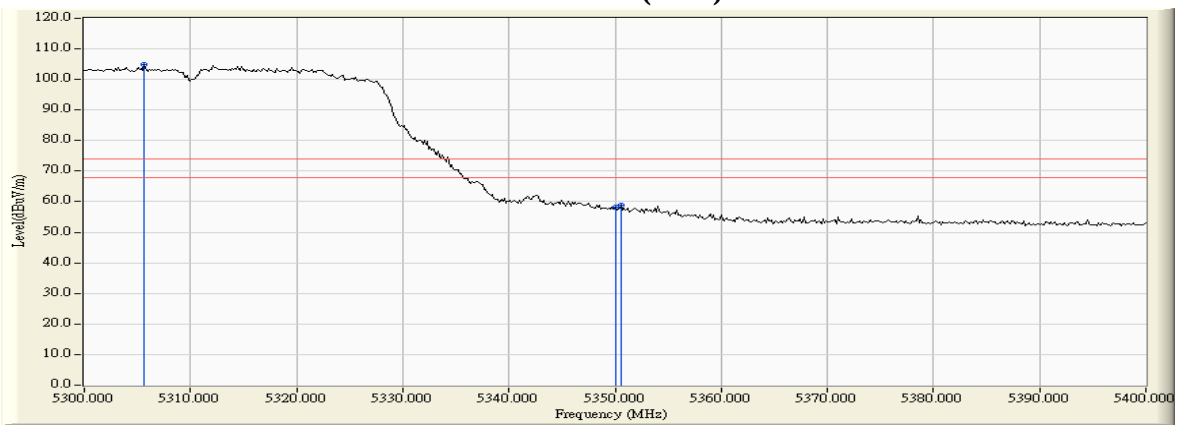

Figure Channel 62: Vertical (Average)

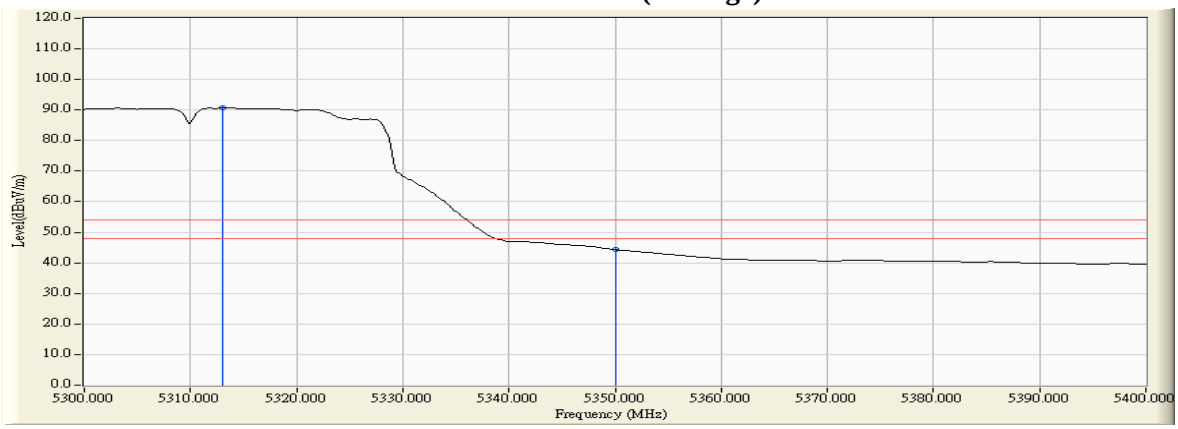

Note:

1. All readings above 1GHz are performed with peak and/or average measurements as necessary.
2. Peak measurements: RBW = 1MHz, VBW = 3 MHz, Sweep: Auto.
3. Average measurements: RBW = 1MHz, VBW = 10 Hz, Sweep: Auto.
4. " * ", means this data is the worst emission level.
5. Measurement Level = Reading Level + Correct Factor.
6. The average measurement was not performed when the peak measured data under the limit of average detection.

Product : Intel® Dual Band Wireless-AC 8265
Test Item : Band Edge Data
Test Site : No.3 OATS
Test date : 2016.09.13
Test Mode : Mode 3 MIMO: Transmit (802.11n-40BW 30Mbps) -Channel 102 (5510MHz)

RF Radiated Measurement (Horizontal):

Channel No.	Frequency (MHz)	Correct Factor (dB)	Reading Level (dBμV)	Emission Level (dBμV/m)	Peak Limit (dBμV/m)	Arerage Limit (dBμV/m)	Result
102 (Peak)	5458.261	11.680	38.587	50.266	74.00	54.00	Pass
102 (Peak)	5460.000	11.703	37.354	49.057	74.00	54.00	Pass
102 (Peak)	5506.377	12.193	84.938	97.131	--	--	--
102 (Average)	5448.551	11.549	25.337	36.886	74.00	54.00	Pass
102 (Average)	5460.000	11.703	24.742	36.445	74.00	54.00	Pass
102 (Average)	5507.391	12.185	70.520	82.704	--	--	--

Figure Channel 102: Horizontal (Peak)

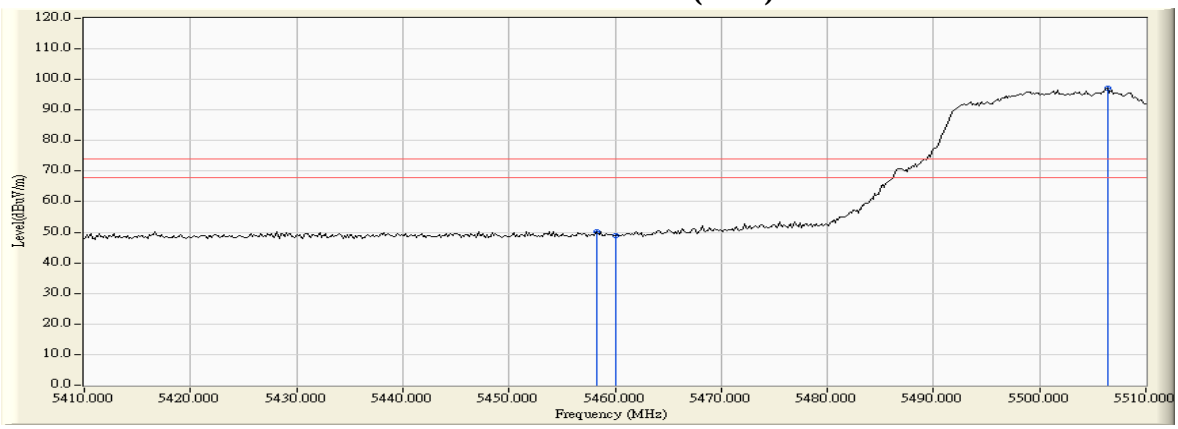

Figure Channel 102: Horizontal (Average)

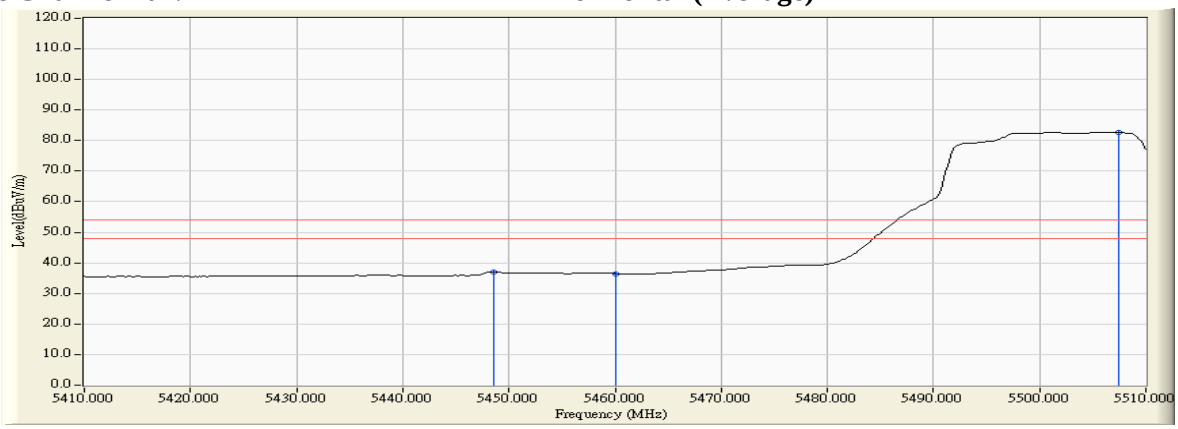

Note:

1. All readings above 1GHz are performed with peak and/or average measurements as necessary.
2. Peak measurements: RBW = 1MHz, VBW = 3 MHz, Sweep: Auto.
3. Average measurements: RBW = 1MHz, VBW = 10 Hz, Sweep: Auto.
4. " * ", means this data is the worst emission level.
5. Measurement Level = Reading Level + Correct Factor.
6. The average measurement was not performed when the peak measured data under the limit of average detection.

Product : Intel® Dual Band Wireless-AC 8265
Test Item : Band Edge Data
Test Site : No.3 OATS
Test date : 2016.09.13
Test Mode : Mode 3 MIMO: Transmit (802.11n-40BW 30Mbps) -Channel 102 (5510MHz)

RF Radiated Measurement (Vertical):

Channel No.	Frequency (MHz)	Correct Factor (dB)	Reading Level (dBμV)	Emission Level (dBμV/m)	Peak Limit (dBμV/m)	Arerage Limit (dBμV/m)	Result
102 (Peak)	5453.478	13.343	41.105	54.448	74.00	54.00	Pass
102 (Peak)	5460.000	13.390	40.147	53.537	74.00	54.00	Pass
102 (Peak)	5506.522	13.635	91.466	105.101	--	--	--
102 (Average)	5459.420	13.386	27.774	41.159	74.00	54.00	Pass
102 (Average)	5460.000	13.390	27.734	41.124	74.00	54.00	Pass
102 (Average)	5506.087	13.638	77.884	91.522	--	--	--

Figure Channel 102: Vertical (Peak)

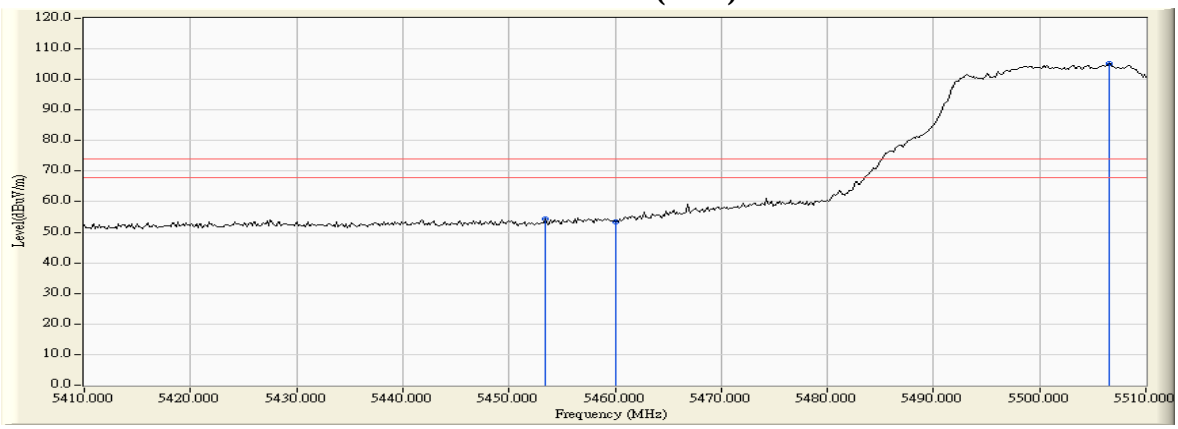

Figure Channel 102: Vertical (Average)

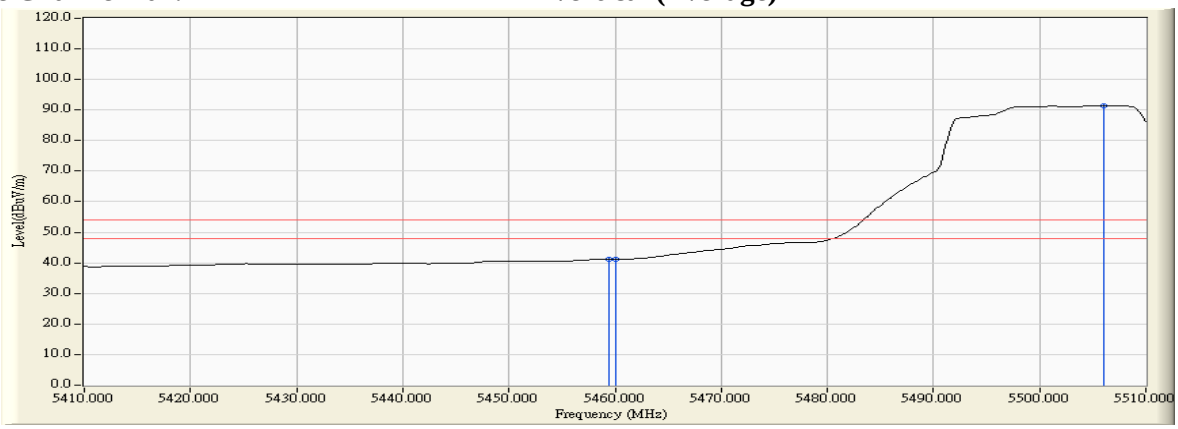

Note:

1. All readings above 1GHz are performed with peak and/or average measurements as necessary.
2. Peak measurements: RBW = 1MHz, VBW = 3 MHz, Sweep: Auto.
3. Average measurements: RBW = 1MHz, VBW = 10 Hz, Sweep: Auto.
4. " * ", means this data is the worst emission level.
5. Measurement Level = Reading Level + Correct Factor.
6. The average measurement was not performed when the peak measured data under the limit of average detection.

Product : Intel® Dual Band Wireless-AC 8265
Test Item : Band Edge Data
Test Site : No.3 OATS
Test date : 2016.09.13
Test Mode : Mode 3 MIMO: Transmit (802.11n-40BW 30Mbps) -Channel 102 (5510MHz)

RF Radiated Measurement:

	Frequency (MHz)	Correct Factor (dB)	Reading Level (dBµV)	Measure Level (dBµV /m)	Margin (dB)	Limit (dBµV /m)	Result
Horizontal	5469.130	11.827	40.472	52.299	-15.921	68.220	Pass
Horizontal	5470.000	11.838	39.235	51.073	-17.147	68.220	Pass
Horizontal	5501.739	12.181	84.514	96.695	28.475	68.220	Pass

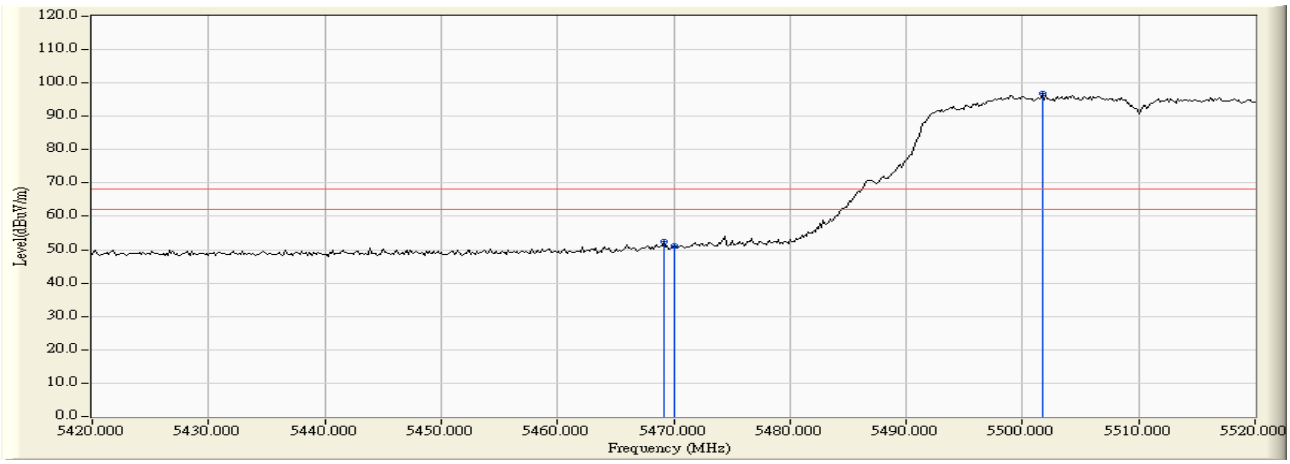

Product	:	Intel® Dual Band Wireless-AC 8265
Test Item	:	Band Edge Data
Test Site	:	No.3 OATS
Test date	:	2016.09.13
Test Mode	:	Mode 3 MIMO: Transmit (802.11n-40BW 30Mbps) -Channel 102 (5510MHz)

RF Radiated Measurement:

	Frequency (MHz)	Correct Factor (dB)	Reading Level (dBμV)	Measure Level (dBμV /m)	Margin (dB)	Limit (dBμV /m)	Result
Vertical	5470.000	13.462	44.854	58.316	-9.904	68.220	Pass
Vertical	5503.043	13.639	91.584	105.223	37.003	68.220	Pass

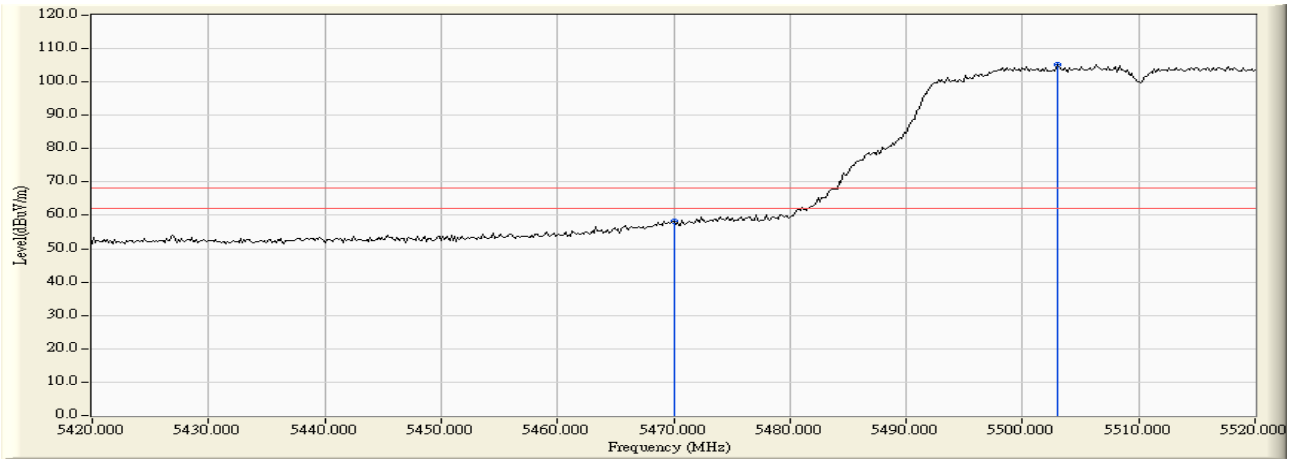

Product	:	Intel® Dual Band Wireless-AC 8265
Test Item	:	Band Edge Data
Test Site	:	No.3 OATS
Test date	:	2016.09.13
Test Mode	:	Mode 3 MIMO: Transmit (802.11n-40BW 30Mbps) -Channel 134 (5670MHz)

RF Radiated Measurement:

	Frequency (MHz)	Correct Factor (dB)	Reading Level (dBμV)	Measure Level (dBμV /m)	Margin (dB)	Limit (dBμV /m)	Result
Horizontal	5676.884	11.617	89.193	100.811	32.591	68.220	Pass
Horizontal	5725.000	11.592	39.417	51.009	-17.211	68.220	Pass
Horizontal	5726.594	11.587	40.454	52.041	-16.179	68.220	Pass

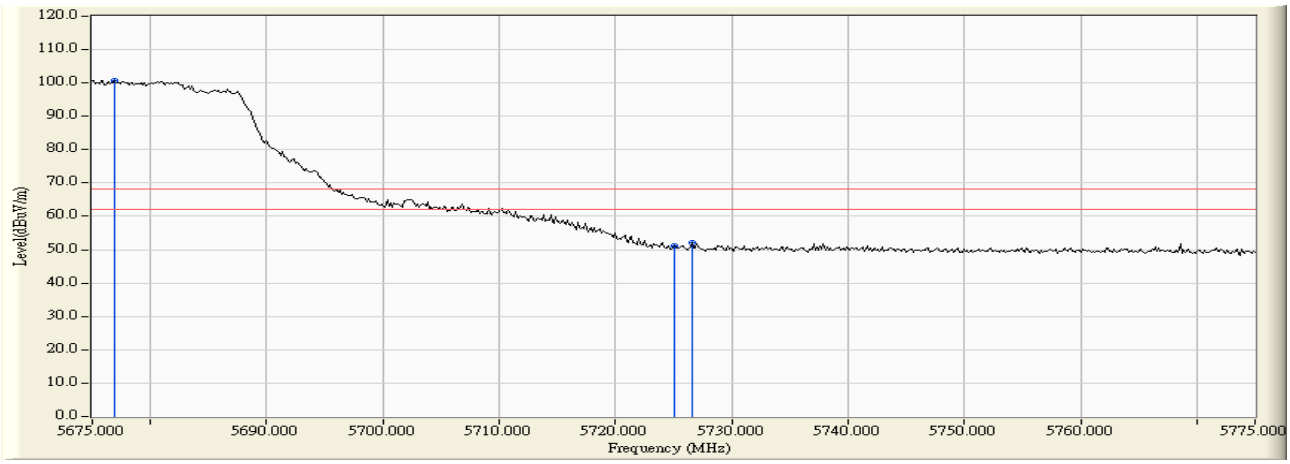

Product : Intel® Dual Band Wireless-AC 8265
Test Item : Band Edge Data
Test Site : No.3 OATS
Test date : 2016.09.13
Test Mode : Mode 3 MIMO: Transmit (802.11n-40BW 30Mbps) -Channel 134 (5670MHz)

RF Radiated Measurement:

	Frequency (MHz)	Correct Factor (dB)	Reading Level (dBμV)	Measure Level (dBμV /m)	Margin (dB)	Limit (dBμV /m)	Result
Vertical	5679.348	13.022	94.707	107.729	39.509	68.220	Pass
Vertical	5725.000	12.930	42.714	55.644	-12.576	68.220	Pass
Vertical	5731.377	12.908	43.046	55.954	-12.266	68.220	Pass

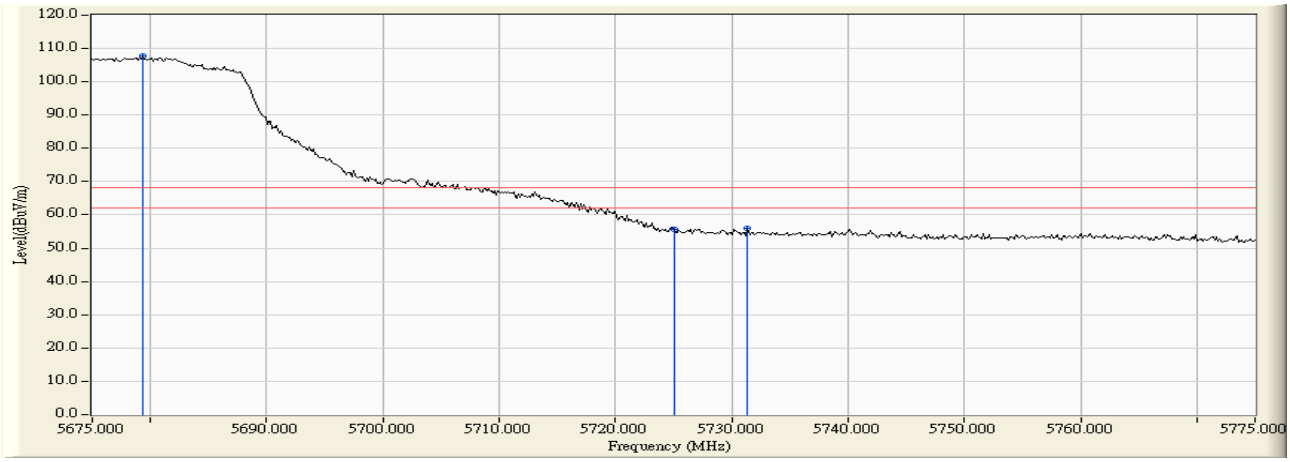

Product : Intel® Dual Band Wireless-AC 8265
Test Item : Band Edge Data
Test Site : No.3 OATS
Test date : 2016.09.13
Test Mode : Mode 3 MIMO: Transmit (802.11n-40BW 30Mbps) -Channel 151 (5755MHz)

RF Radiated Measurement:

	Frequency (MHz)	Correct Factor (dB)	Reading Level (dBμV)	Measure Level (dBμV /m)	Margin (dB)	Limit (dBμV /m)	Result
Horizontal	5646.667	11.547	41.315	52.862	-15.358	68.220	Pass
Horizontal	5650.000	11.554	39.543	51.098	-17.122	68.220	Pass
Horizontal	5700.000	11.647	51.442	63.089	-42.111	105.200	Pass
Horizontal	5718.949	11.610	68.183	79.793	-30.713	110.506	Pass
Horizontal	5720.000	11.607	67.558	79.165	-31.635	110.800	Pass
Horizontal	5723.007	11.598	70.532	82.130	-35.526	117.656	Pass
Horizontal	5725.000	11.592	69.468	81.060	-41.140	122.200	Pass
Horizontal	5748.116	11.519	94.362	105.880	-25.320	131.200	Pass

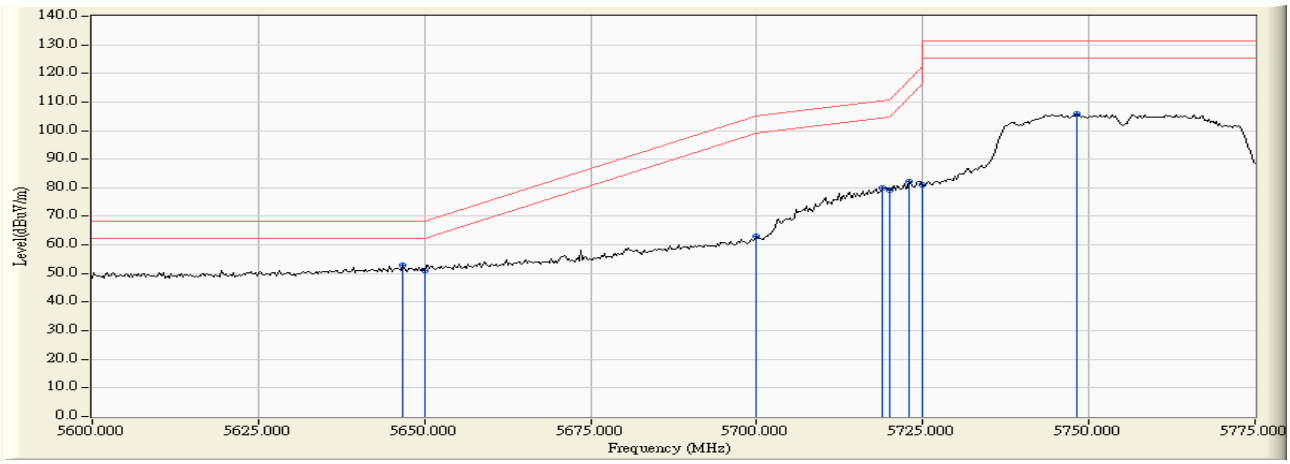

Product : Intel® Dual Band Wireless-AC 8265
Test Item : Band Edge Data
Test Site : No.3 OATS
Test date : 2016.09.13
Test Mode : Mode 3 MIMO: Transmit (802.11n-40BW 30Mbps) -Channel 151 (5755MHz)

RF Radiated Measurement:

	Frequency (MHz)	Correct Factor (dB)	Reading Level (dBμV)	Measure Level (dBμV /m)	Margin (dB)	Limit (dBμV /m)	Result
Vertical	5642.862	13.031	49.919	62.950	-5.270	68.220	Pass
Vertical	5650.000	13.029	47.388	60.417	-7.803	68.220	Pass
Vertical	5697.138	13.009	56.289	69.298	-33.785	103.083	Pass
Vertical	5700.000	13.003	55.116	68.119	-37.081	105.200	Pass
Vertical	5711.848	12.975	72.290	85.265	-23.252	108.517	Pass
Vertical	5720.000	12.947	71.895	84.842	-25.958	110.800	Pass
Vertical	5724.275	12.933	74.499	87.432	-33.115	120.547	Pass
Vertical	5725.000	12.930	73.803	86.733	-35.467	122.200	Pass
Vertical	5744.058	12.863	98.374	111.238	-19.962	131.200	Pass

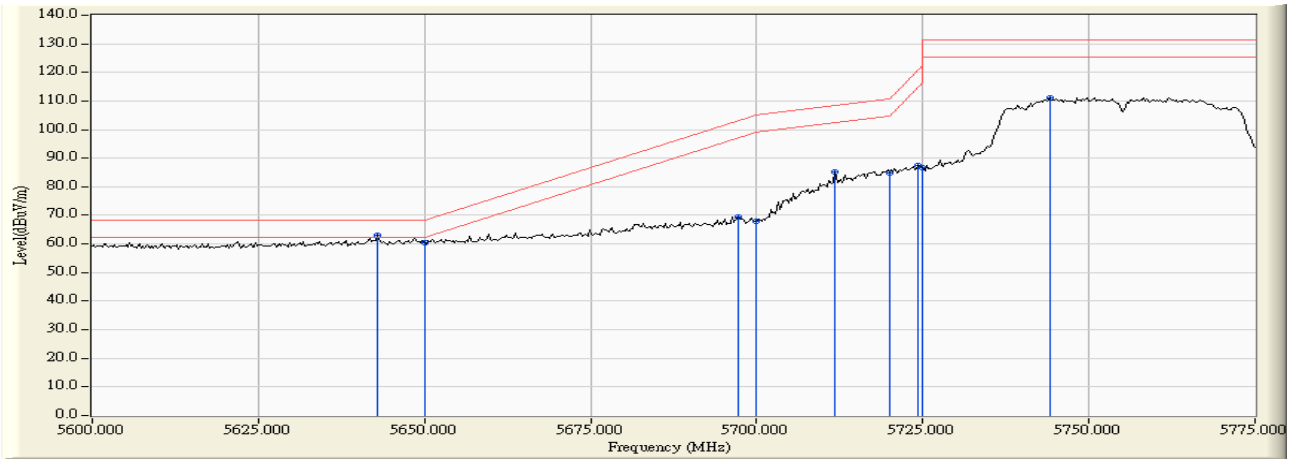

Product : Intel® Dual Band Wireless-AC 8265
Test Item : Band Edge Data
Test Site : No.3 OATS
Test date : 2016.09.13
Test Mode : Mode 3 MIMO: Transmit (802.11n-40BW 30Mbps) -Channel 159 (5795MHz)

RF Radiated Measurement:

	Frequency (MHz)	Correct Factor (dB)	Reading Level (dBμV)	Measure Level (dBμV /m)	Margin (dB)	Limit (dBμV /m)	Result
Horizontal	5785.761	11.399	92.222	103.621	-27.579	131.200	Pass
Horizontal	5850.000	11.701	54.589	66.290	-55.910	122.200	Pass
Horizontal	5855.000	11.735	51.149	62.884	-47.916	110.800	Pass
Horizontal	5856.196	11.744	53.899	65.643	-44.822	110.465	Pass
Horizontal	5875.000	11.873	45.811	57.684	-47.516	105.200	Pass
Horizontal	5877.065	11.887	45.851	57.738	-45.934	103.672	Pass
Horizontal	5925.000	12.068	37.410	49.479	-18.721	68.200	Pass
Horizontal	5944.239	12.085	39.317	51.403	-16.797	68.200	Pass

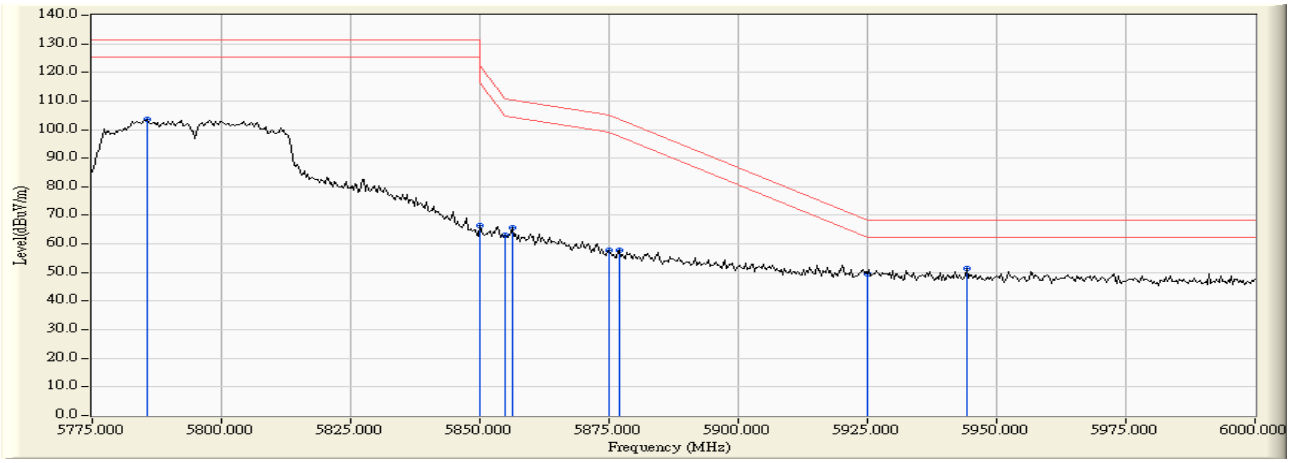

Product : Intel® Dual Band Wireless-AC 8265
Test Item : Band Edge Data
Test Site : No.3 OATS
Test date : 2016.09.13
Test Mode : Mode 3 MIMO: Transmit (802.11n-40BW 30Mbps) -Channel 159 (5795MHz)

RF Radiated Measurement:

	Frequency (MHz)	Correct Factor (dB)	Reading Level (dBμV)	Measure Level (dBμV /m)	Margin (dB)	Limit (dBμV /m)	Result
Vertical	5791.304	12.698	99.689	112.387	-18.813	131.200	Pass
Vertical	5850.000	12.774	57.486	70.260	-51.940	122.200	Pass
Vertical	5853.587	12.781	58.799	71.580	-42.442	114.022	Pass
Vertical	5855.000	12.784	57.380	70.164	-40.636	110.800	Pass
Vertical	5857.500	12.789	57.904	70.693	-39.407	110.100	Pass
Vertical	5875.000	12.825	51.106	63.931	-41.269	105.200	Pass
Vertical	5875.761	12.828	51.489	64.316	-40.321	104.637	Pass
Vertical	5925.000	12.911	41.994	54.905	-13.295	68.200	Pass
Vertical	5926.957	12.913	44.415	57.329	-10.871	68.200	Pass

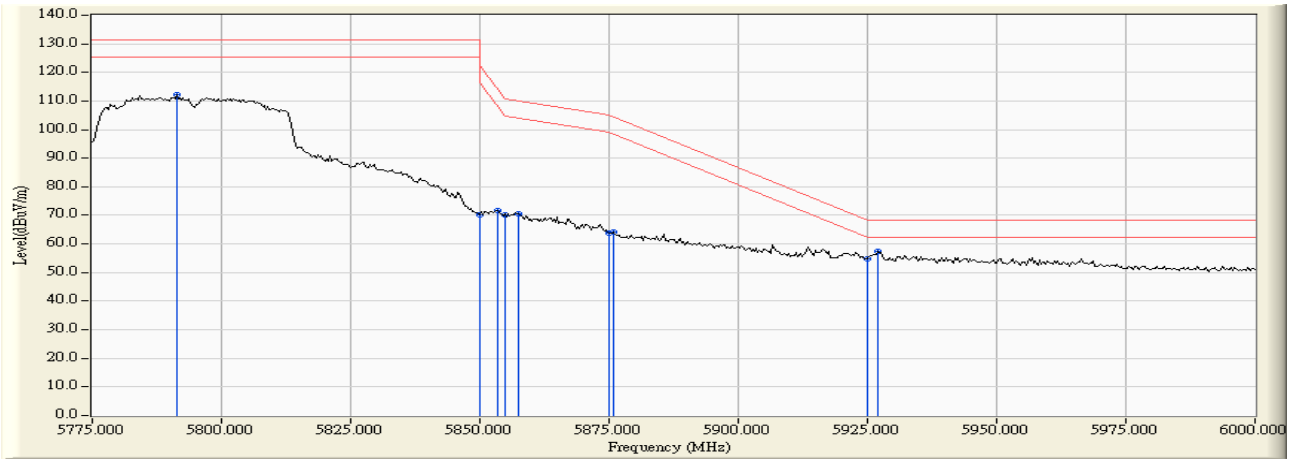

Product : Intel® Dual Band Wireless-AC 8265
Test Item : Band Edge Data
Test Site : No.3 OATS
Test date : 2016.09.12
Test Mode : Mode 3 MIMO: Transmit (802.11ac-80BW-65Mbps) -Channel 42 (5210MHz)

RF Radiated Measurement (Horizontal):

Channel No.	Frequency (MHz)	Correct Factor (dB)	Reading Level (dBμV)	Emission Level (dBμV/m)	Peak Limit (dBμV/m)	Average Limit (dBμV/m)	Result
42 (Peak)	5146.087	10.481	41.864	52.345	74.00	54.00	Pass
42 (Peak)	5150.000	10.470	41.463	51.934	74.00	54.00	Pass
42 (Peak)	5187.101	10.376	81.530	91.906	--	--	--
42 (Average)	5150.000	10.470	27.485	37.956	74.00	54.00	Pass
42 (Average)	5186.522	10.378	69.090	79.467	--	--	--

Figure Channel 42: Horizontal (Peak)

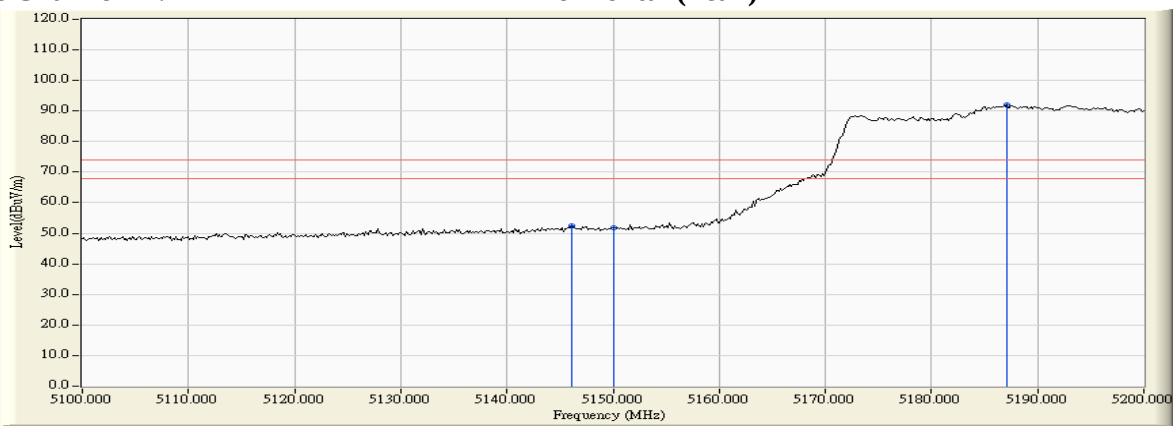

Figure Channel 42: Horizontal (Average)

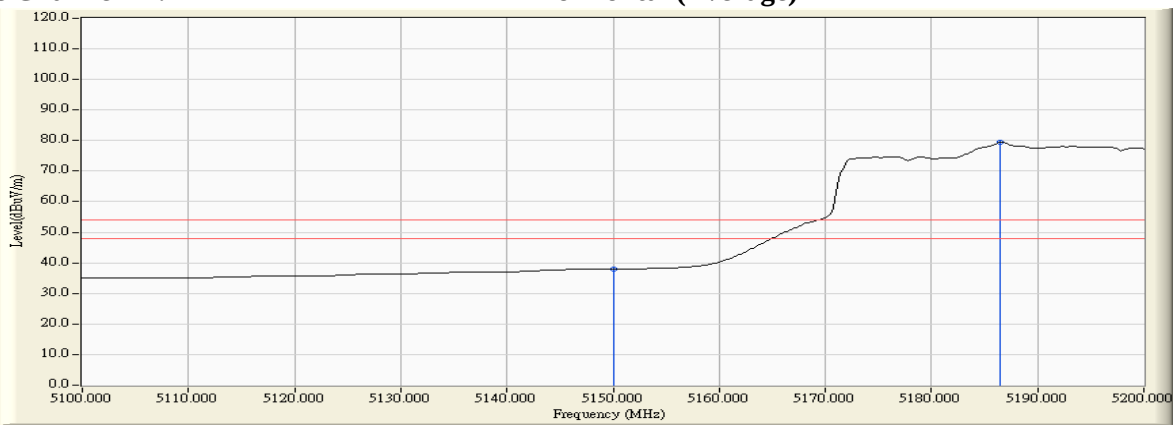

Note:

1. All readings above 1GHz are performed with peak and/or average measurements as necessary.
2. Peak measurements: RBW = 1MHz, VBW = 3 MHz, Sweep: Auto.
3. Average measurements: RBW = 1MHz, VBW = 10 Hz, Sweep: Auto.
4. " * ", means this data is the worst emission level.
5. Measurement Level = Reading Level + Correct Factor.
6. The average measurement was not performed when the peak measured data under the limit of average detection.

Product : Intel® Dual Band Wireless-AC 8265
Test Item : Band Edge Data
Test Site : No.3 OATS
Test date : 2016.09.12
Test Mode : Mode 3 MIMO: Transmit (802.11ac-80BW-65Mbps) -Channel 42 (5210MHz)

RF Radiated Measurement (Vertical):

Channel No.	Frequency (MHz)	Correct Factor (dB)	Reading Level (dBμV)	Emission Level (dBμV/m)	Peak Limit (dBμV/m)	Average Limit (dBμV/m)	Result
42 (Peak)	5147.826	12.382	47.700	60.082	74.00	54.00	Pass
42 (Peak)	5150.000	12.390	45.998	58.388	74.00	54.00	Pass
42 (Peak)	5196.377	12.554	88.944	101.499	--	--	--
42 (Average)	5146.522	12.378	33.390	45.767	74.00	54.00	Pass
42 (Average)	5150.000	12.390	32.997	45.387	74.00	54.00	Pass
42 (Average)	5197.826	12.559	76.064	88.623	--	--	--

Figure Channel 42: Vertical (Peak)

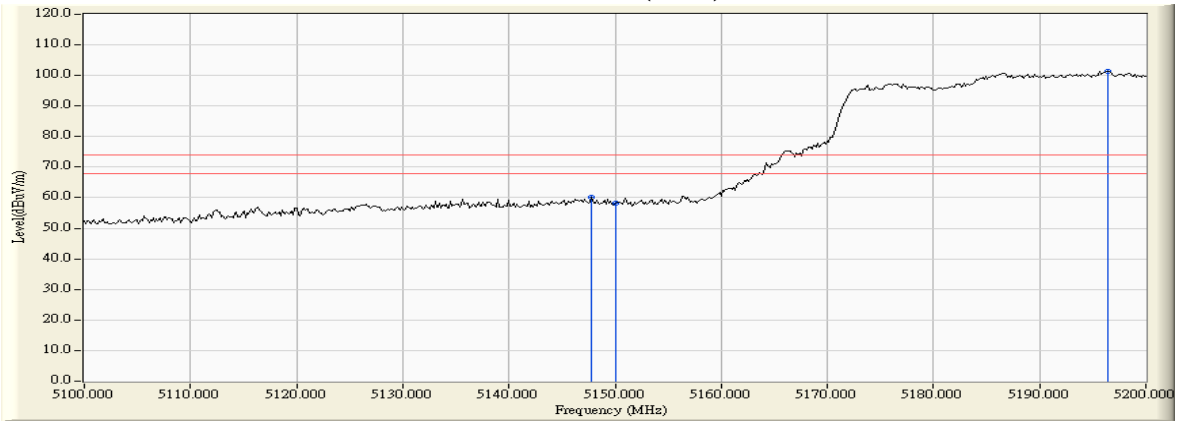

Figure Channel 42: Vertical (Average)

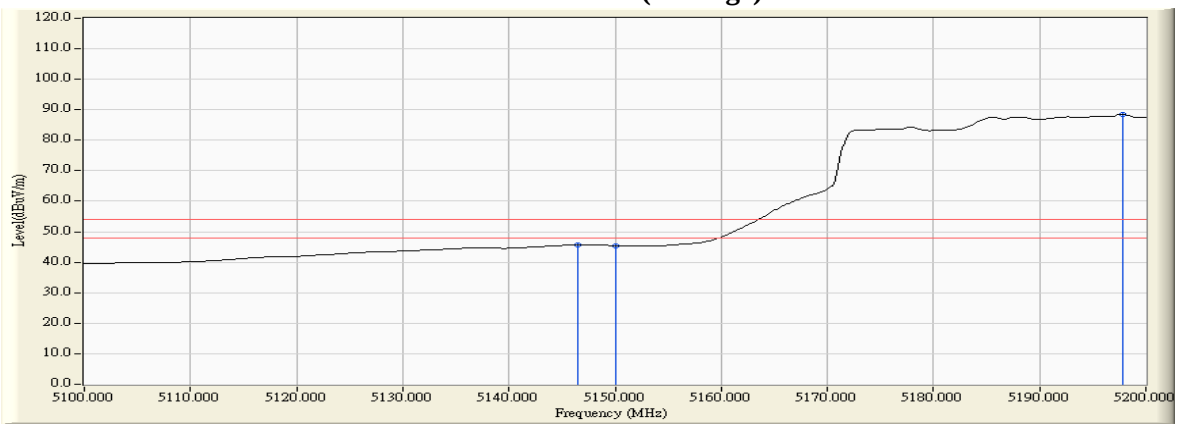

Note:

1. All readings above 1GHz are performed with peak and/or average measurements as necessary.
2. Peak measurements: RBW = 1MHz, VBW = 3 MHz, Sweep: Auto.
3. Average measurements: RBW = 1MHz, VBW = 10 Hz, Sweep: Auto.
4. " * ", means this data is the worst emission level.
5. Measurement Level = Reading Level + Correct Factor.
6. The average measurement was not performed when the peak measured data under the limit of average detection.

Product : Intel® Dual Band Wireless-AC 8265
Test Item : Band Edge Data
Test Site : No.3 OATS
Test date : 2016.09.12
Test Mode : Mode 3 MIMO: Transmit (802.11ac-80BW-65Mbps) -Channel 58 (5290MHz)

RF Radiated Measurement (Horizontal):

Channel No.	Frequency (MHz)	Correct Factor (dB)	Reading Level (dBμV)	Emission Level (dBμV/m)	Peak Limit (dBμV/m)	Average Limit (dBμV/m)	Result
58 (Peak)	5303.188	11.144	80.517	91.661	--	--	--
58 (Peak)	5350.000	11.024	40.133	51.157	74.00	54.00	Pass
58 (Peak)	5353.333	11.016	41.726	52.741	74.00	54.00	Pass
58 (Average)	5302.174	11.146	67.134	78.280	--	--	--
58 (Average)	5350.000	11.024	27.100	38.124	74.00	54.00	Pass

Figure Channel 58: Horizontal (Peak)

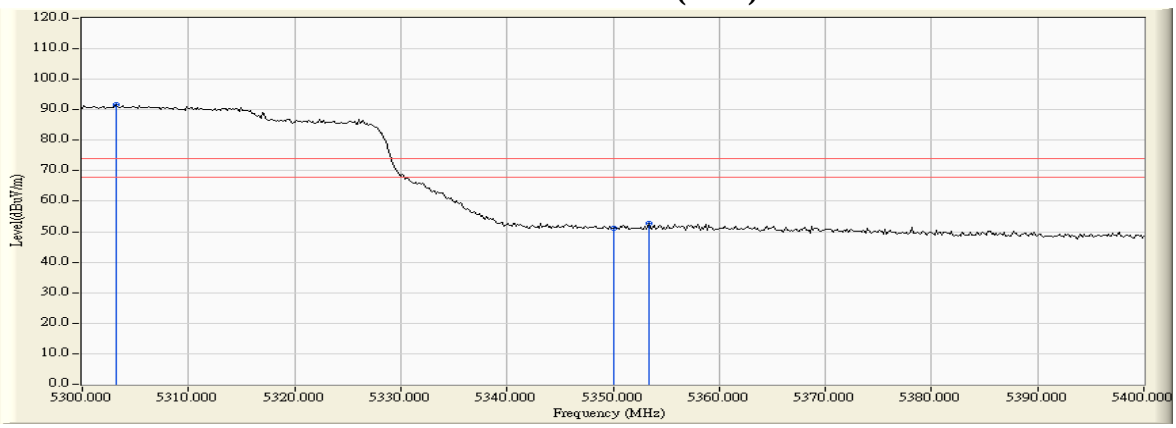

Figure Channel 58: Horizontal (Average)

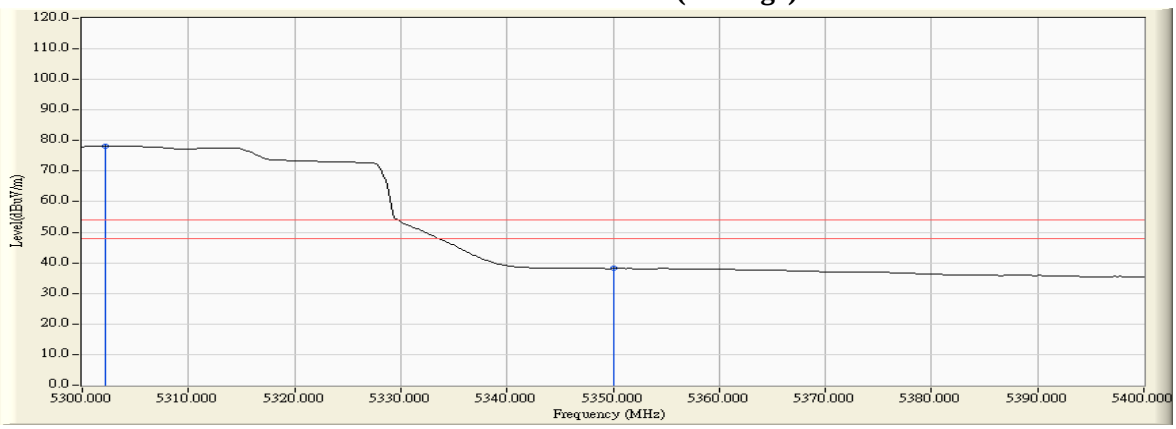

Note:

1. All readings above 1GHz are performed with peak and/or average measurements as necessary.
2. Peak measurements: RBW = 1MHz, VBW = 3 MHz, Sweep: Auto.
3. Average measurements: RBW = 1MHz, VBW = 10 Hz, Sweep: Auto.
4. " * ", means this data is the worst emission level.
5. Measurement Level = Reading Level + Correct Factor.
6. The average measurement was not performed when the peak measured data under the limit of average detection.

Product : Intel® Dual Band Wireless-AC 8265
Test Item : Band Edge Data
Test Site : No.3 OATS
Test date : 2016.09.12
Test Mode : Mode 3 MIMO: Transmit (802.11ac-80BW-65Mbps) -Channel 58 (5290MHz)

RF Radiated Measurement (Vertical):

Channel No.	Frequency (MHz)	Correct Factor (dB)	Reading Level (dBμV)	Emission Level (dBμV/m)	Peak Limit (dBμV/m)	Average Limit (dBμV/m)	Result
58 (Peak)	5300.725	13.027	86.911	99.939	--	--	--
58 (Peak)	5350.000	12.999	45.756	58.755	74.00	54.00	Pass
58 (Average)	5302.174	13.029	74.182	87.210	--	--	--
58 (Average)	5350.000	12.999	32.365	45.364	74.00	54.00	Pass

Figure Channel 58: Vertical (Peak)

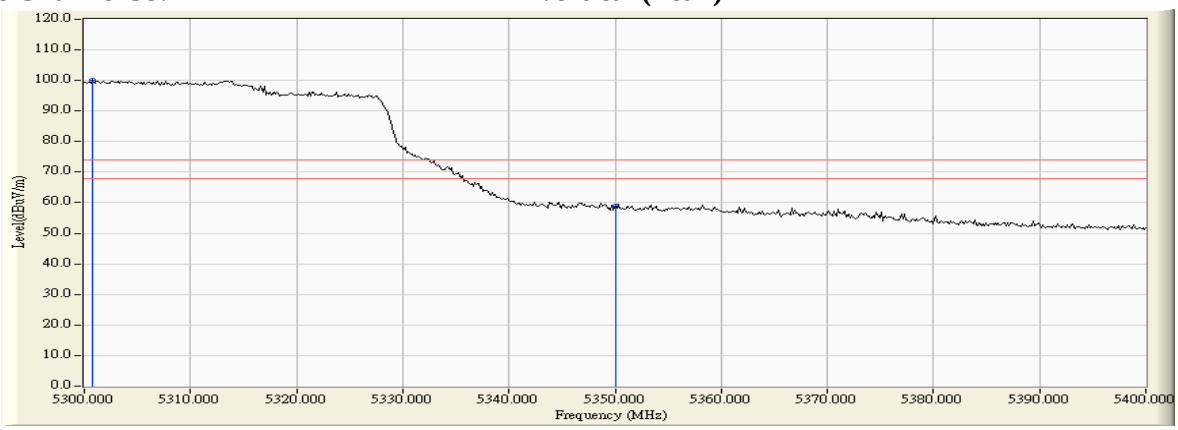

Figure Channel 58: Vertical (Average)

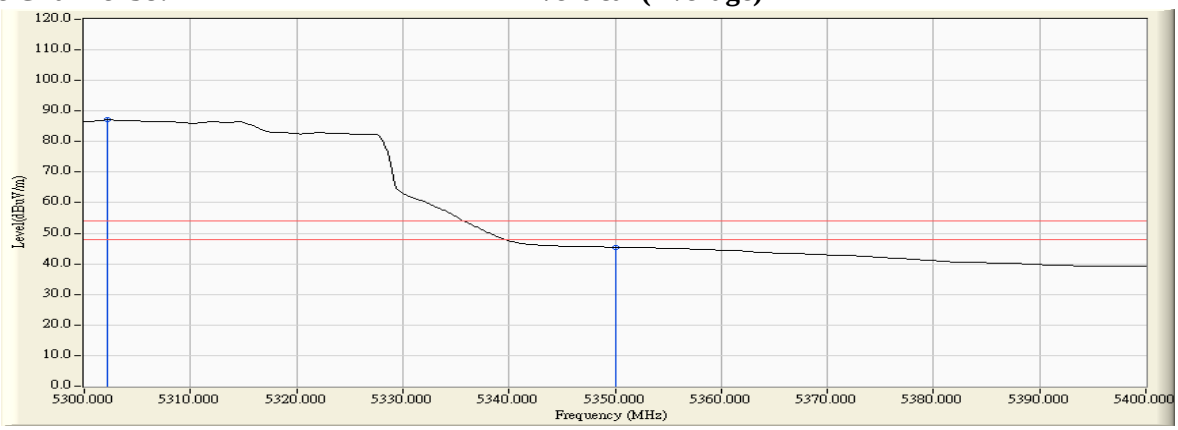

Note:

1. All readings above 1GHz are performed with peak and/or average measurements as necessary.
2. Peak measurements: RBW = 1MHz, VBW = 3 MHz, Sweep: Auto.
3. Average measurements: RBW = 1MHz, VBW = 10 Hz, Sweep: Auto.
4. " * ", means this data is the worst emission level.
5. Measurement Level = Reading Level + Correct Factor.
6. The average measurement was not performed when the peak measured data under the limit of average detection.

Product : Intel® Dual Band Wireless-AC 8265
Test Item : Band Edge Data
Test Site : No.3 OATS
Test date : 2016.09.12
Test Mode : Mode 3 MIMO: Transmit (802.11ac-80BW-65Mbps) -Channel 106 (5530MHz)

RF Radiated Measurement (Horizontal):

Channel No.	Frequency (MHz)	Correct Factor (dB)	Reading Level (dBμV)	Emission Level (dBμV/m)	Peak Limit (dBμV/m)	Average Limit (dBμV/m)	Result
106 (Peak)	5451.739	11.592	41.788	53.380	74.00	54.00	Pass
106 (Peak)	5460.000	11.703	40.496	52.199	74.00	54.00	Pass
106 (Peak)	5506.957	12.188	80.288	92.476	--	--	--
106 (Average)	5460.000	11.703	27.120	38.823	74.00	54.00	Pass
106 (Average)	5506.667	12.190	66.718	78.908	--	--	--

Figure Channel 106: Horizontal (Peak)

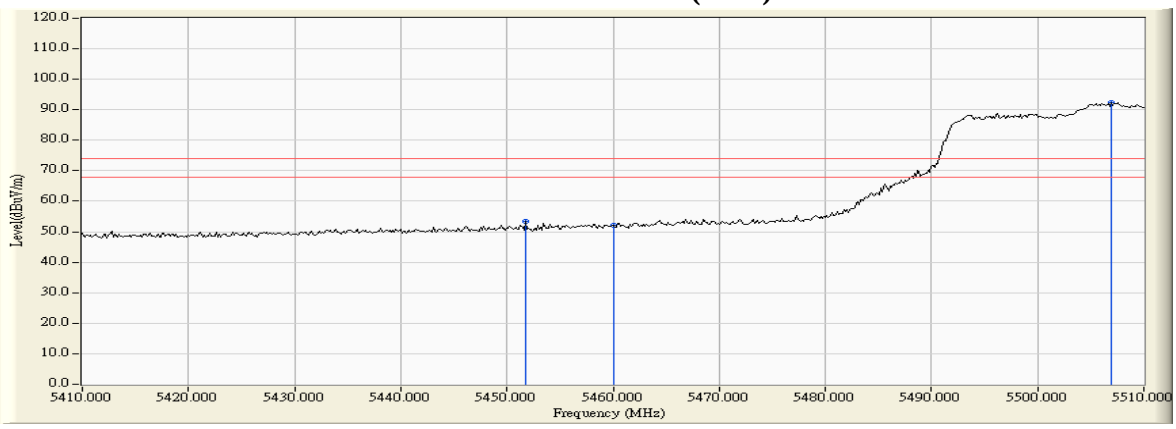

Figure Channel 106: Horizontal (Average)

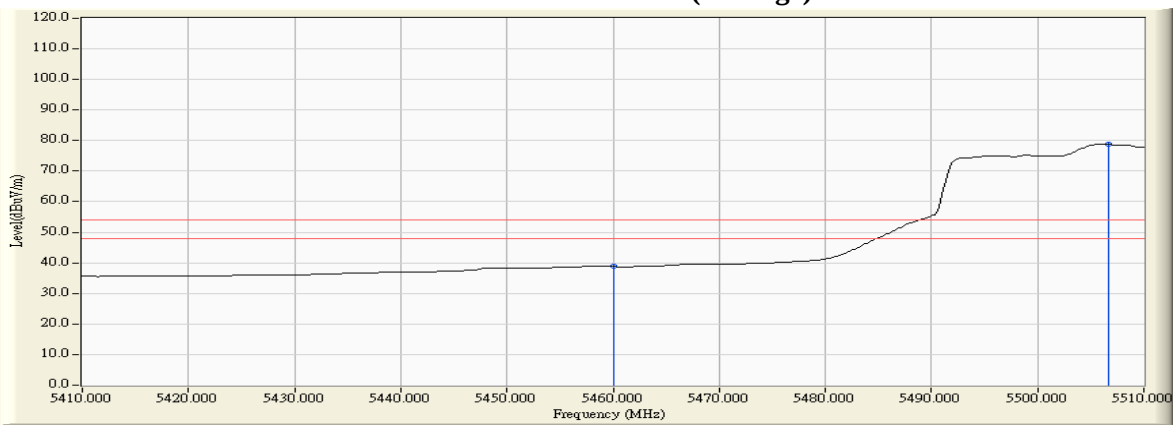

Note:

1. All readings above 1GHz are performed with peak and/or average measurements as necessary.
2. Peak measurements: RBW = 1MHz, VBW = 3 MHz, Sweep: Auto.
3. Average measurements: RBW = 1MHz, VBW = 10 Hz, Sweep: Auto.
4. " * ", means this data is the worst emission level.
5. Measurement Level = Reading Level + Correct Factor.
6. The average measurement was not performed when the peak measured data under the limit of average detection.

Product : Intel® Dual Band Wireless-AC 8265
Test Item : Band Edge Data
Test Site : No.3 OATS
Test date : 2016.09.12
Test Mode : Mode 3 MIMO: Transmit (802.11ac-80BW-65Mbps) -Channel 106 (5530MHz)

RF Radiated Measurement (Vertical):

Channel No.	Frequency (MHz)	Correct Factor (dB)	Reading Level (dBμV)	Emission Level (dBμV/m)	Peak Limit (dBμV/m)	Average Limit (dBμV/m)	Result
106 (Peak)	5457.681	13.373	46.994	60.367	74.00	54.00	Pass
106 (Peak)	5460.000	13.390	46.013	59.403	74.00	54.00	Pass
106 (Peak)	5506.957	13.633	87.399	101.031	--	--	--
106 (Average)	5459.275	13.384	32.904	46.288	74.00	54.00	Pass
106 (Average)	5460.000	13.390	32.785	46.175	74.00	54.00	Pass
106 (Average)	5506.667	13.633	73.947	87.581	--	--	--

Figure Channel 106: Vertical (Peak)

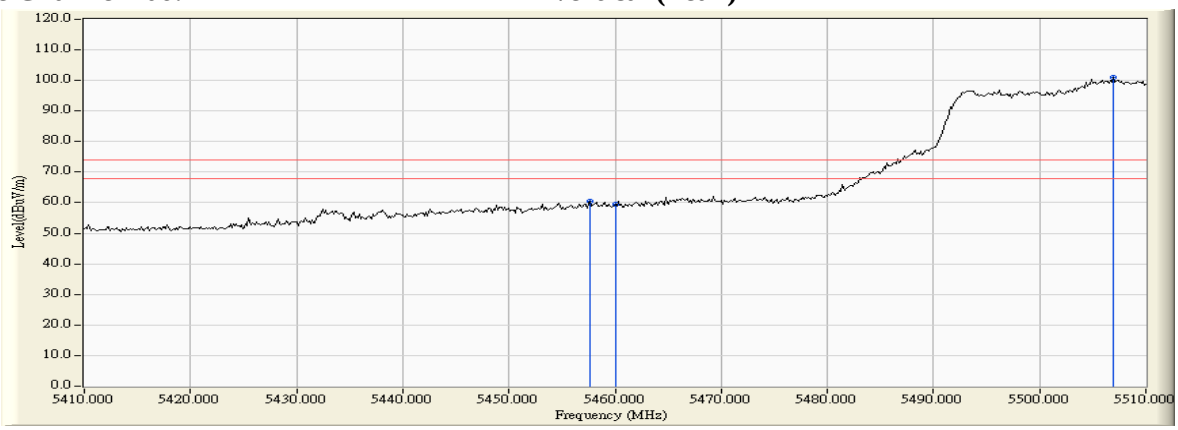

Figure Channel 106: Vertical (Average)

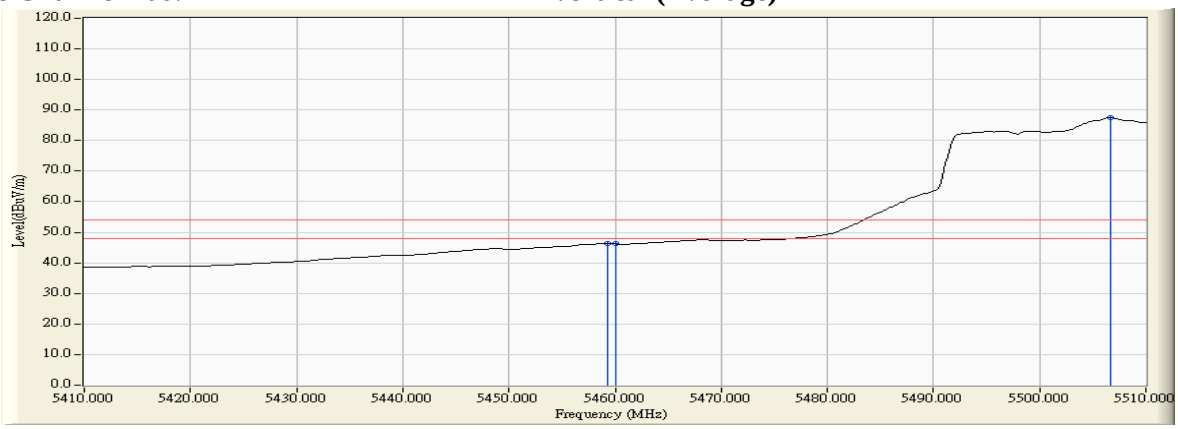

Note:

1. All readings above 1GHz are performed with peak and/or average measurements as necessary.
2. Peak measurements: RBW = 1MHz, VBW = 3 MHz, Sweep: Auto.
3. Average measurements: RBW = 1MHz, VBW = 10 Hz, Sweep: Auto.
4. " * ", means this data is the worst emission level.
5. Measurement Level = Reading Level + Correct Factor.
6. The average measurement was not performed when the peak measured data under the limit of average detection.

Product : Intel® Dual Band Wireless-AC 8265
Test Item : Band Edge Data
Test Site : No.3 OATS
Test date : 2016.09.12
Test Mode : Mode 3 MIMO: Transmit (802.11ac-80BW-65Mbps) -Channel 106 (5530MHz)

RF Radiated Measurement:

	Frequency (MHz)	Correct Factor (dB)	Reading Level (dBμV)	Measure Level (dBμV /m)	Margin (dB)	Limit (dBμV /m)	Result
Horizontal	5468.986	11.825	42.721	54.546	-13.674	68.220	Pass
Horizontal	5470.000	11.838	39.999	51.837	-16.383	68.220	Pass
Horizontal	5507.536	12.183	79.850	92.033	23.813	68.220	Pass

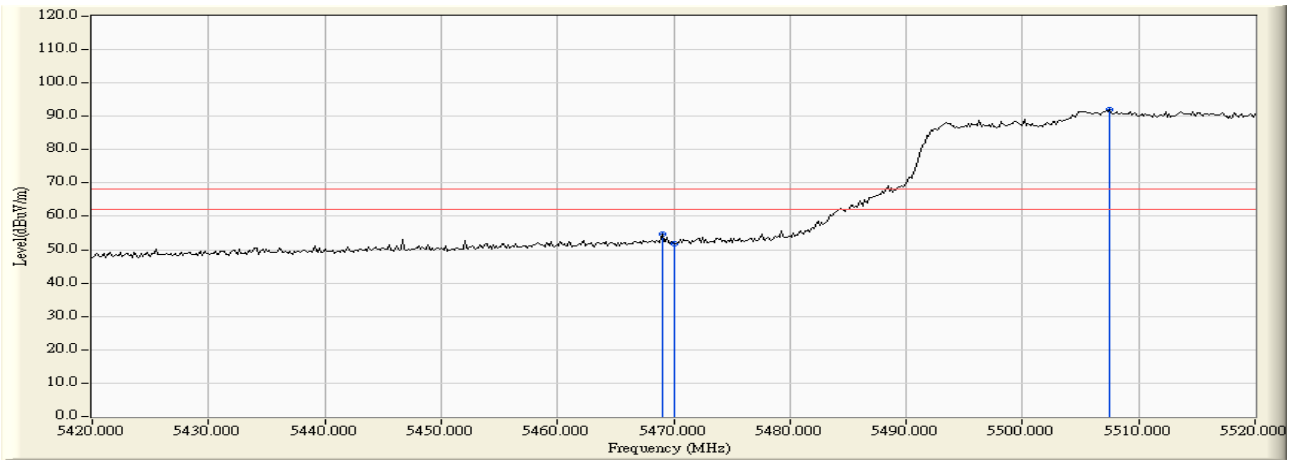

Product	:	Intel® Dual Band Wireless-AC 8265
Test Item	:	Band Edge Data
Test Site	:	No.3 OATS
Test date	:	2016.09.12
Test Mode	:	Mode 3 MIMO: Transmit (802.11ac-80BW-65Mbps) -Channel 106 (5530MHz)

RF Radiated Measurement:

	Frequency (MHz)	Correct Factor (dB)	Reading Level (dBμV)	Measure Level (dBμV /m)	Margin (dB)	Limit (dBμV /m)	Result
Vertical	5467.681	13.445	49.029	62.474	-5.746	68.220	Pass
Vertical	5470.000	13.462	47.177	60.639	-7.581	68.220	Pass
Vertical	5506.522	13.635	86.662	100.297	32.077	68.220	Pass

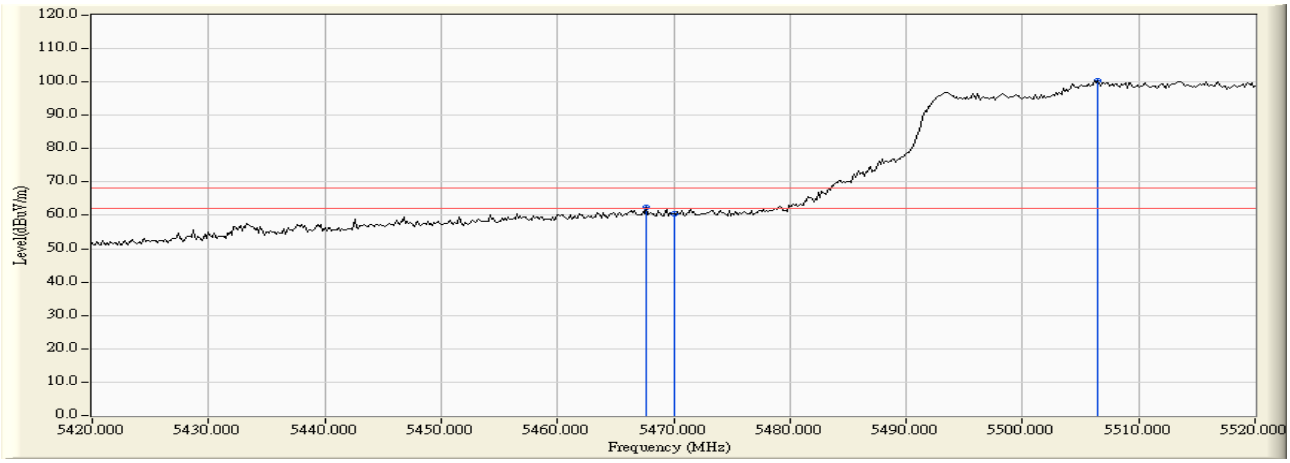

Product : Intel® Dual Band Wireless-AC 8265
Test Item : Band Edge Data
Test Site : No.3 OATS
Test date : 2016.09.12
Test Mode : Mode 3 MIMO: Transmit (802.11ac-80BW-65Mbps) -Channel 155 (5775MHz)

RF Radiated Measurement:

	Frequency (MHz)	Correct Factor (dB)	Reading Level (dBμV)	Measure Level (dBμV /m)	Margin (dB)	Limit (dBμV /m)	Result
Horizontal	5643.478	11.539	42.837	54.376	-13.844	68.220	Pass
Horizontal	5650.000	11.554	41.383	52.938	-15.282	68.220	Pass
Horizontal	5700.000	11.647	48.837	60.484	-44.716	105.200	Pass
Horizontal	5720.000	11.607	52.804	64.411	-46.389	110.800	Pass
Horizontal	5725.000	11.592	54.239	65.831	-56.369	122.200	Pass
Horizontal	5771.594	11.444	89.051	100.496	-30.704	131.200	Pass
Horizontal	5850.000	11.701	54.838	66.539	-55.661	122.200	Pass
Horizontal	5855.000	11.735	54.446	66.181	-44.619	110.800	Pass
Horizontal	5875.000	11.873	47.592	59.465	-45.735	105.200	Pass
Horizontal	5925.000	12.068	38.807	50.876	-17.324	68.200	Pass
Horizontal	5943.188	12.085	40.260	52.345	-15.855	68.200	Pass

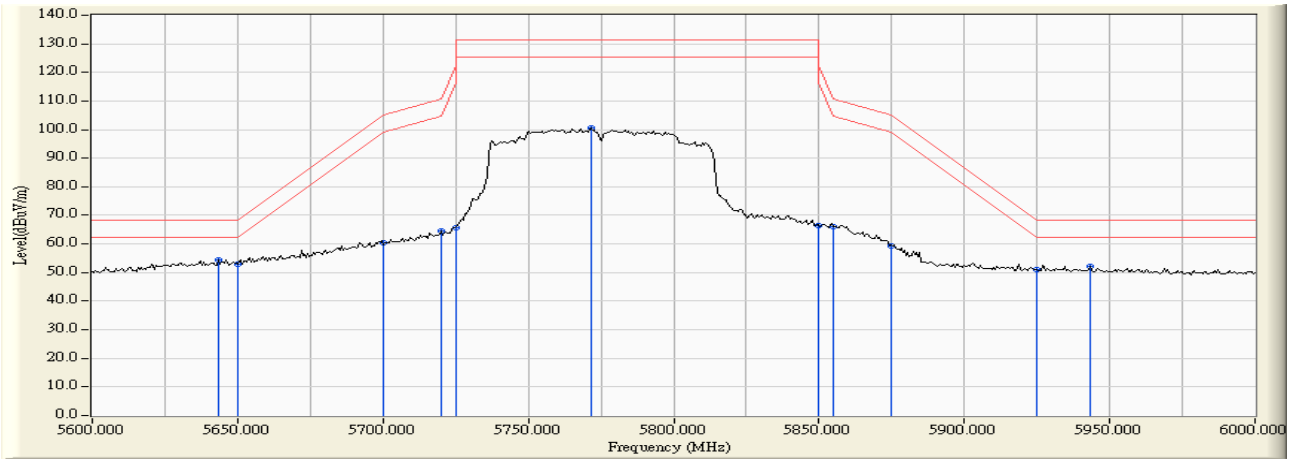

Product : Intel® Dual Band Wireless-AC 8265
Test Item : Band Edge Data
Test Site : No.3 OATS
Test date : 2016.09.12
Test Mode : Mode 3 MIMO: Transmit (802.11ac-80BW-65Mbps) -Channel 155 (5775MHz)

RF Radiated Measurement:

	Frequency (MHz)	Correct Factor (dB)	Reading Level (dBμV)	Measure Level (dBμV /m)	Margin (dB)	Limit (dBμV /m)	Result
Vertical	5650.000	13.029	47.767	60.796	-7.424	68.220	Pass
Vertical	5700.000	13.003	54.421	67.424	-37.776	105.200	Pass
Vertical	5717.681	12.955	58.246	71.201	-38.950	110.151	Pass
Vertical	5720.000	12.947	57.106	70.053	-40.747	110.800	Pass
Vertical	5725.000	12.930	60.142	73.072	-49.128	122.200	Pass
Vertical	5751.884	12.836	93.614	106.450	-24.750	131.200	Pass
Vertical	5850.000	12.774	59.224	71.998	-50.202	122.200	Pass
Vertical	5855.000	12.784	58.285	71.069	-39.731	110.800	Pass
Vertical	5875.000	12.825	50.626	63.451	-41.749	105.200	Pass
Vertical	5876.522	12.829	53.581	66.410	-37.664	104.074	Pass
Vertical	5925.000	12.911	41.080	53.991	-14.209	68.200	Pass
Vertical	5930.435	12.919	41.738	54.657	-13.543	68.200	Pass

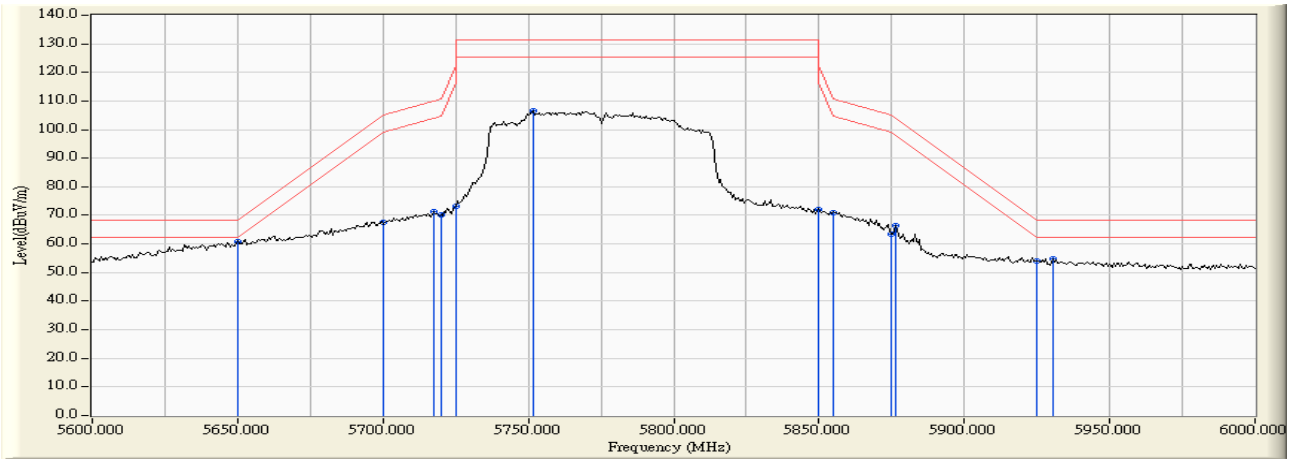

6. EMI Reduction Method During Compliance Testing

No modification was made during testing.