Annex C. Photographs

C.1 Test Setup

Radiated Test Setup

30 MHz – 1 GHz	1 GHz – 18 GHz
	
18 GHz – 40 GHz	
	

Printed copies are not controlled documents

Conducted Test Setup



Printed copies are not controlled documents

AC power-line conducted emission test setup

150 kHz – 30 MHz	
	

Printed copies are not controlled documents

C.2 Test Sample

Sample #01	
Module Front	Module Back
	
Socket Front	Socket Back
	
Extender board	Laptop

Printed copies are not controlled documents

Sample #02

Module Front	Module Back
	
Socket Front	**Socket Back**
	
Extender board	**Laptop**

Printed copies are not controlled documents

Sample #03

Module Front	Module Back
	
Socket Front	**Socket Back**
	
Extender board	**Laptop**

Printed copies are not controlled documents