FCC Test Report

(Class II Permissive Change)

Product Name	Intel® Wi-Fi 6 AX201
Model No	AX201D2WL
FCC ID	PD9AX201D2L

Applicant	Intel Corporation
Address	100 Center Point Circle Suite 200 Columbia, South Carolina 29210, United States

Date of Receipt	Mar. 30, 2019
Issued Date	Dec. 19, 2019
Report No.	1930506R-RFUSP06V00
Report Version	V1.0

Testing Laboratory
3023

The test results relate only to the samples tested.
The test results shown in the test report are traceable to the national/international standard through the calibration report of the equipment and evaluated measurement uncertainty herein.
This report must not be used to claim product endorsement by TAF or any agency of the government.
The test report shall not be reproduced without the written approval of DEKRA Testing and Certification Co., Ltd.

Test Report

Issued Date: Dec. 19, 2019
Report No.: 1930506R-RFUSP06V00

Product Name	Intel® Wi-Fi 6 AX201
Applicant	Intel Corporation
Address	100 Center Point Circle Suite 200 Columbia, South Carolina 29210, United States
Manufacturer	Intel Corporation
Model No.	AX201D2WL
FCC ID.	PD9AX201D2L
EUT Rated Voltage	DC 3.3V
EUT Test Voltage	DC 3.3V (Power By Test Fixture)
Trade Name	Intel
Applicable Standard	FCC CFR Title 47 Part 15 Subpart E ANSI C63.4: 2014, ANSI C63.10: 2013 KDB Publication 789033
Test Result	Complied

Documented By : Jinn Chen

(Senior Adm. Specialist / Jinn Chen)

Tested By : Ivan Chuang

(Senior Engineer / Ivan Chuang)

Approved By :

(Director / Vincent Lin)

TABLE OF CONTENTS

Description Page

1. GENERAL INFORMATION....4

1.1. EUT Description....4
1.2. Operational Description....7
1.3. Tested System Datails....8
1.4. Configuration of tested System....8
1.5. EUT Exercise Software....8
1.6. Test Facility....9
1.7. List of Test Equipment....10
1.8. Uncertainty....11

2. Maximun conducted output power....12

2.1. Test Setup....12
2.2. Limits....13
2.3. Test Procedure....14
2.4. Uncertainty....14
2.5. Test Result of Maximum conducted output power....15

3. Radiated Emission....195

3.1. Test Setup....195
3.2. Limits....196
3.3. Test Procedure....197
3.4. Uncertainty....199
3.5. Test Result of Radiated Emission....200

4. Duty Cycle....804

4.1. Test Setup....804
4.2. Test Procedure....804
4.3. Uncertainty....804
4.4. Test Result of Duty Cycle....805

5. EMI Reduction Method During Compliance Testing....822

Attachment 1: EUT Test Photographs
Attachment 2: EUT Detailed Photographs

1. GENERAL INFORMATION

1.1. EUT Description

Product Name	Intel® Wi-Fi 6 AX201
Trade Name	Intel
FCC ID.	PD9AX201D2L
Model No.	AX201D2WL
Frequency Range	802.11a/n/ax-20MHz: 5180-5320MHz, 5500-5700MHz, 5720 MHz, 5745-5825MHz 802.11n/ax-40MHz: 5190-5310MHz, 5510-5670MHz, 5710 MHz, 5755-5795MHz 802.11ac/ax-80MHz: 5210-5290MHz, 5530-5690MHz, 5775MHz 802.11ac/ax-160MHz: 5250MHz, 5570MHz
Number of Channels	802.11a/n/ax-20MHz: 25 802.11n/ax-40MHz: 12 802.11ac/ax-80MHz: 6 802.11ac/ax-160MHz: 2
Data Rate	802.11a: 6 - 54Mbps 802.11n: up to 300Mbps 802.11ac: up to 1733.3Mbps 802.11ax: up to 2402Mbps
Type of Modulation	802.11a/n/ac/ax: OFDM, BPSK, QPSK, 16QAM, 64QAM, 256QAM, 1024QAM
Antenna type	Dipole Antenna
Channel Control	Auto
Antenna Gain	Refer to the table “Antenna List”

Antenna List

No.	Manufacturer	Part No.	Antenna type	Peak Gain
1	WIESON Technologies co.,ltd.	GY121HT0321-003-H / GY121C888-001-H	Dipole Antenna	2.92 dBi for 5.15~5.25GHz 3.19 dBi for 5.25~5.35GHz 4.41 dBi for 5.47~5.725GHz 4.22 dBi for 5.725~5.85GHz

Note: The antenna of EUT is conforming to FCC 15.203.

802.11a/n/ax-20MHz Center Working Frequency of Each Channel:

Channel	Frequency	Channel	Frequency	Channel	Frequency	Channel	Frequency
Channel 036:	5180 MHz	Channel 040:	5200 MHz	Channel 044:	5220 MHz	Channel 048:	5240 MHz
Channel 052:	5260 MHz	Channel 056:	5280 MHz	Channel 060:	5300 MHz	Channel 064:	5320 MHz
Channel 100:	5500 MHz	Channel 104:	5520 MHz	Channel 108:	5540 MHz	Channel 112:	5560 MHz
Channel 116:	5580 MHz	Channel 120:	5600 MHz	Channel 124:	5620 MHz	Channel 128:	5640 MHz
Channel 132:	5660 MHz	Channel 136:	5680 MHz	Channel 140:	5700 MHz	Channel 144:	5720 MHz
Channel 149:	5745 MHz	Channel 153:	5765 MHz	Channel 157:	5785 MHz	Channel 161:	5805 MHz
Channel 165:	5825 MHz						

802.11n/ax-40MHz Center Working Frequency of Each Channel:

Channel	Frequency	Channel	Frequency	Channel	Frequency	Channel	Frequency
Channel 038:	5190 MHz	Channel 046:	5230 MHz	Channel 054:	5270 MHz	Channel 062:	5310 MHz
Channel 102:	5510 MHz	Channel 110:	5550 MHz	Channel 118:	5590 MHz	Channel 126:	5630 MHz
Channel 134:	5670 MHz	Channel 142:	5710 MHz	Channel 151:	5755 MHz	Channel 159:	5795 MHz

802.11ac/ax-80MHz Center Working Frequency of Each Channel:

Channel	Frequency	Channel	Frequency	Channel	Frequency	Channel	Frequency
Channel 042:	5210 MHz	Channel 058:	5290 MHz	Channel 106:	5530 MHz	Channel 122:	5610 MHz
Channel 138:	5690 MHz	Channel 155:	5775 MHz				

802.11ac/ax-160MHz Center Working Frequency of Each Channel:

Channel	Frequency	Channel	Frequency
Channel 50:	5250 MHz	Channel 114:	5570 MHz

Note:

1. This device is an Intel® Wi-Fi 6 AX201 with a built-in WLAN (802.11a/b/g/n/ac/ax) with Bluetooth (5.0 and V3.0+HS, V2.1+EDR) transceiver, this report for 5GHz WLAN.
2. Regarding to the operation frequency, the lowest, middle and highest frequency are selected to perform the test.
3. Lowest and highest data rates are tested in each mode. Only worst case is shown in the report.
4. These tests were conducted on a sample of the equipment for the purpose of demonstrating compliance of transmitter with Part 15 Subpart E for Unlicensed National Information Infrastructure devices.
5. This is to request a Class II permissive change for FCC ID: PD9AX201D2L, originally granted on 12/19/2018.

The major change filed under this application is:

Change #1: Addition a Dipole Antenna, the antenna type is different with the original application and the antenna gain is lower than the original application. All other hardware is identical with original granted.

Test Mode	Mode 1 SISO A: Transmit (802.11a_6Mbps) Mode 2 SISO A: Transmit (802.11n-20BW_7.2Mbps) Mode 3 SISO A: Transmit (802.11n-40BW_15Mbps) Mode 4 SISO A: Transmit (802.11ac-80BW_32.5Mbps) Mode 5 SISO A: Transmit (802.11ac-160BW_65Mbps) Mode 6 SISO A: Transmit (802.11ax-20BW_8.6Mbps) Mode 7 SISO A: Transmit (802.11ax-40BW_17.2Mbps) Mode 8 SISO A: Transmit (802.11ax-80BW_36Mbps) Mode 9 SISO A: Transmit (802.11ax-160BW_72.1Mbps) Mode 10 SISO B: Transmit (802.11a_6Mbps) Mode 11 SISO B: Transmit (802.11n-20BW_7.2Mbps) Mode 12 SISO B: Transmit (802.11n-40BW_15Mbps) Mode 13 SISO B: Transmit (802.11ac-80BW_32.5Mbps) Mode 14 SISO B: Transmit (802.11ac-160BW_65Mbps) Mode 15 SISO B Transmit (802.11ax-20BW_8.6Mbps) Mode 16 SISO B: Transmit (802.11ax-40BW_17.2Mbps) Mode 17 SISO B: Transmit (802.11ax-80BW_36Mbps) Mode 18 SISO B: Transmit (802.11ax-160BW_72.1Mbps) Mode 19 MIMO: Transmit (802.11n-20BW_14.4Mbps) Mode 20 MIMO: Transmit (802.11n-40BW_30Mbps) Mode 21 MIMO: Transmit (802.11ac-80BW_65Mbps) Mode 22 MIMO: Transmit (802.11ac-160BW_130Mbps) Mode 23 MIMO: Transmit (802.11ax-20BW_17.2Mbps) Mode 24 MIMO: Transmit (802.11ax-40BW_34.4Mbps) Mode 25 MIMO: Transmit (802.11ax-80BW_72.1Mbps) Mode 26 MIMO: Transmit (802.11ax-160BW_144.1Mbps) Mode 27: Transmit-SISO A Mode 28: Transmit-SISO B Mode 29: Transmit-MIMO

1.3. Tested System Datails

The types for all equipment, plus descriptions of all cables used in the tested system (including inserted cards) are:

Product		Manufacturer	Model No.	Serial No.	Power Cord
1	Test Fixture	Intel	N/A	N/A	N/A
2	Notebook PC	DELL	P44G	9T8YN32	N/A

Signal Cable Type		Signal cable Description
A	USB Cable	Non-shielded, 1.2m
B	Signal Cable	Non-shielded, 1m

1.4. Configuration of tested System

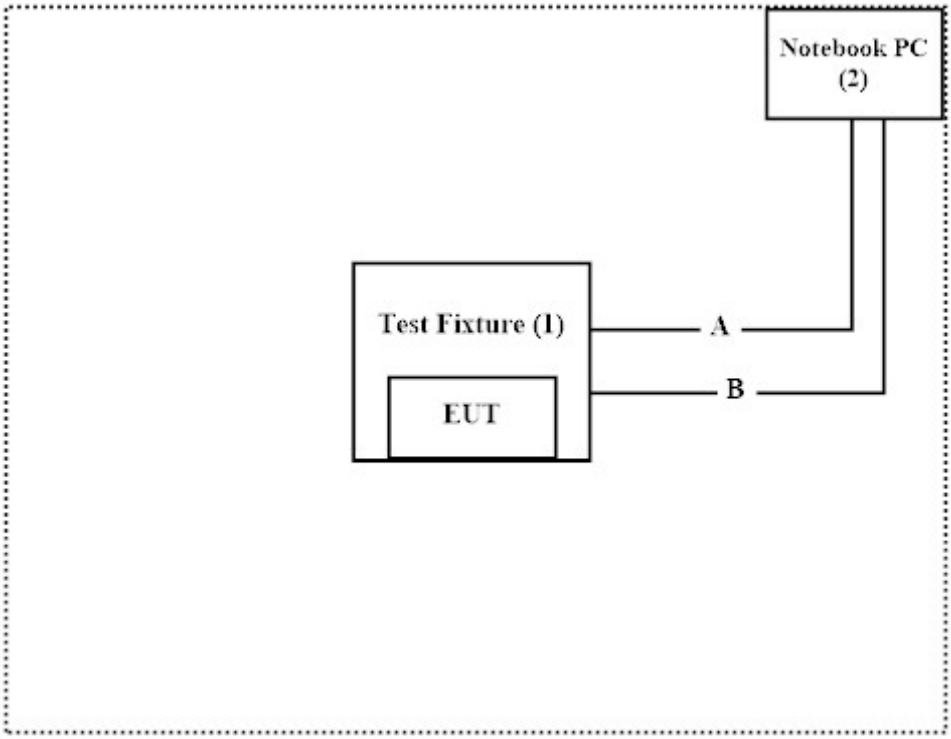

1.5. EUT Exercise Software

1. Setup the EUT as shown in Section 1.4.
2. Execute software “DRTU (Ver 11.1850.0-08900)” on the Notebook PC.
3. Configure the test mode, the test channel, and the data rate.
4. Press “OK” to start the continuous Transmit.
5. Verify that the EUT works properly.

1.6. Test Facility

Ambient conditions in the laboratory:

Performed Item	Items	Required	Actual
Radiated Emission	Temperature (°C)	10~40 °C	24°C
	Humidity (%RH)	10~90 %	56%
Conductive	Temperature (°C)	10~40 °C	23°C
	Humidity (%RH)	10~90 %	57%

USA : FCC Registration Number: TW0023

Canada : IC Registration Number: 4075A

Site Description : Accredited by TAF
Accredited Number: 3023

Test Laboratory : DEKRA Testing and Certification Co., Ltd
Address : No.159, Sec. 2, Wenhua 1st Rd., Linkou Dist., New Taipei City 24457, Taiwan, R.O.C.
Phone number : 886-2-2602-7968
Fax number : 866-2-2602-3286
Email address : info.tw@dekra.com
Website : http://www.dekra.com.tw

1.7. List of Test Equipment

For Conducted measurements /ASR2

	Equipment	Manufacturer	Model No.	Serial No.	Cali. Data	Due. Data
X	Spectrum Analyzer	R&S	FSV30	103466	2019.12.16	2020.12.15
X	Peak Power Analyzer	KEYSIGHT	8900B	MY51000539	2019.05.06	2020.05.05
X	Power Sensor	KEYSIGHT	N1923A	MY59240002	2019.06.12	2020.06.11
X	Power Sensor	KEYSIGHT	N1923A	MY59240003	2019.06.13	2020.06.12
	Bluetooth Tester	R&S	CBT	101238	2019.01.21	2020.01.20

Note:
1. All equipments are calibrated every one year.
2. The test instruments marked with “X” are used to measure the final test results.
3. Test Software version : DEKRA Conduction Test System V9.0.5

For Radiated measurements /ACB1

	Equipment	Manufacturer	Model No.	Serial No.	Cali. Data	Due. Data
X	Loop Antenna	AMETEK	HLA6121	49611	2019.02.22	2020.02.21
X	Bi-Log Antenna	SCHWARZBECK	VULB9168	9168-953	2019.01.04	2020.01.03
X	Horn Antenna	ETS-Lindgren	3117	00203800	2019.12.12	2020.12.11
X	Horn Antenna	Com-Power	AH-840	101087	2019.05.30	2020.05.29
X	Pre-Amplifier	EMCI	EMC001330	980316	2019.06.14	2020.06.13
X	Pre-Amplifier	EMCI	EMC051835SE	980311	2019.06.13	2020.06.12
X	Pre-Amplifier	EMCI	EMC05820SE	980310	2019.06.24	2020.06.23
X	Pre-Amplifier	EMCI	EMC184045SE	980314	2019.05.28	2020.05.27
	Filter	MICRO TRONICS	BRM50702	G251	2019.09.03	2020.09.02
X	Filter	MICRO TRONICS	BRM50716	G188	2019.09.03	2020.09.02
X	EMI Test Receiver	R&S	ESR7	101602	2019.12.16	2020.12.15
X	Spectrum Analyzer	R&S	FSV40	101148	2019.02.08	2020.02.07
X	Coaxial Cable	SUHNER	SUCOFLEX 106	RF002	2019.07.03	2020.07.02
X	Mircoflex Cable	HUBER SUHNER	SUCOFLEX 102	MY3381/2	2019.05.28	2020.05.27

Note:
1. All equipments are calibrated every one year.
2. The test instruments marked with “X” are used to measure the final test results.
3. Test Software version : QuieTek EMI System V2.1.113

1.8. Uncertainty

Uncertainties have been calculated according to the DEKRA internal document, and is described in each test chapter of this report.

The reported expanded uncertainties are based on a standard uncertainty multiplied by a coverage factor of k=2, providing a level of confidence of approximately 95%.

Measurement uncertainties evaluated for each testing system and associated connections are given here to provide the system information for reference. Compliance determinations do not take into account measurement uncertainties for each testing system, but are based on the results of the compliance measurement.

2. Maximun conducted output power

2.1. Test Setup

Occupied Bandwidth

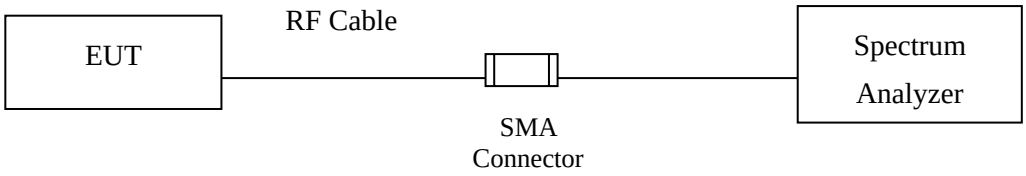

Conduction Power Measurement

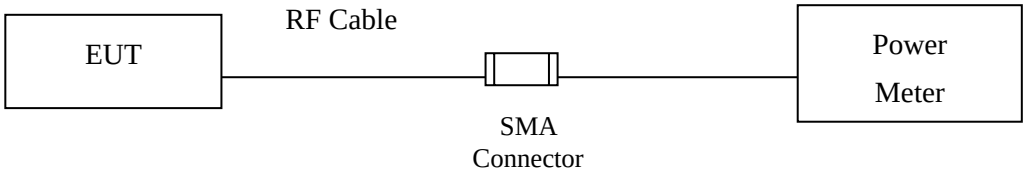

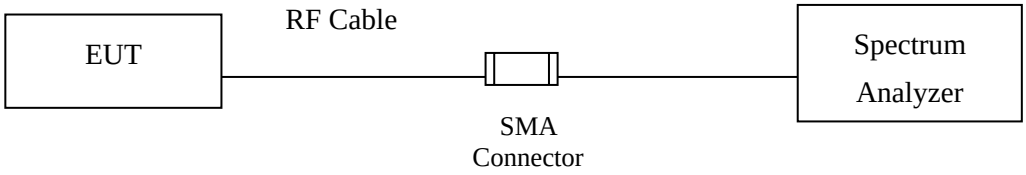

2.2. Limits

For the band 5.15-5.25 GHz,

(i) For an outdoor access point operating in the band 5.15-5.25 GHz, the maximum conducted output power over the frequency band of operation shall not exceed 1 W. provided the maximum antenna gain does not exceed 6 dBi. If transmitting antennas of directional gain greater than 6 dBi are used, the maximum conducted output power shall be reduced by the amount in dB that the directional gain of the antenna exceeds 6 dBi. The maximum e.i.r.p. at any elevation angle above 30 degrees as measured from the horizon must not exceed 125 mW (21 dBm).

(ii) For an indoor access point operating in the band 5.15-5.25 GHz, the maximum conducted output power over the frequency band of operation shall not exceed 1 W provided the maximum antenna gain does not exceed 6 dBi. In addition. If transmitting antennas of directional gain greater than 6 dBi are used, the maximum conducted output power shall be reduced by the amount in dB that the directional gain of the antenna exceeds 6 dBi.

(iii) For fixed point-to-point access points operating in the band 5.15-5.25 GHz, the maximum conducted output power over the frequency band of operation shall not exceed 1 W. Fixed point-topoint U-NII devices may employ antennas with directional gain up to 23 dBi without any corresponding reduction in the maximum conducted output power. For fixed point-to-point transmitters that employ a directional antenna gain greater than 23 dBi, a 1 dB reduction in maximum conducted output power is required for each 1 dB of antenna gain in excess of 23 dBi. Fixed, point-to-point operations exclude the use of point-to-multipoint systems, omnidirectional applications, and multiple collocated transmitters transmitting the same information. The operator of the U-NII device, or if the equipment is professionally installed, the installer, is responsible for ensuring that systems employing high gain directional antennas are used exclusively for fixed, point-to-point operations.

(iv) For mobile and portable client devices in the 5.15-5.25 GHz band, the maximum conducted output power over the frequency band of operation shall not exceed 250 mW provided the maximum antenna gain does not exceed 6 dBi. In addition. If transmitting antennas of directional gain greater than 6 dBi are used, the maximum conducted output power shall be reduced by the amount in dB that the directional gain of the antenna exceeds 6 dBi.

For the 5.25-5.35 GHz and 5.47-5.725 GHz bands, the maximum conducted output power over the frequency bands of operation shall not exceed the lesser of 250 mW or 11 dBm 10 log B, where B is the 26dB emission bandwidth in megahertz. If transmitting antennas of directional gain greater than 6 dBi are used, the maximum conducted output power shall be reduced by the amount in dB that the directional gain of the antenna exceeds 6 dBi.

For the band 5.725-5.85 GHz, the maximum conducted output power over the frequency band of operation shall not exceed 1 W. In addition. If transmitting antennas of directional gain greater than 6 dBi are used, the maximum conducted output power shall be reduced by the amount in dB that the directional gain of the antenna exceeds 6 dBi. However, fixed point-to-point UNII devices operating in this band may employ transmitting antennas with directional gain greater than 6 dBi without any corresponding reduction in transmitter conducted power. Fixed, point-to-point operations exclude the use of point-to-multipoint systems, omnidirectional applications, and multiple collocated transmitters transmitting the same information. The operator of the U-NII device, or if the equipment is professionally installed, the installer, is responsible for ensuring that systems employing high gain directional antennas are used exclusively for fixed, point-to-point operations.

2.3. Test Procedure

As an alternative to FCC KDB-789033, the EUT maximum conducted output power was measured with an average power meter employing a video bandwidth greater the 6dB BW of the emission under test. Maximum conducted output power was read directly from the meter across all data rates, and across three channels within each sub-band. Special care was used to make sure that the EUT was transmitting in continuous mode. This method exceeds the limitations of FCC KDB-789033, and provides more accurate measurements.

802.11an (BW≦40MHz) Maximum conducted output power using KDB 789033 section E)3)b) Method PM-G (Measurement using a gated RF average power meter)
Note: the power meter have a video bandwidth that is greater than or equal to the measurement bandwidth.

802.11ac (BW=80MHz) Maximum conducted output power using KDB 789033 section E)2)b) Method SA-1 (trace averaging with the EUT transmitting at full power throughout each sweep).

When transmitted signals consist of two or more non-contiguous spectrum segments (e.g., 80+80 MHz mode) or when a single spectrum segment of a transmission crosses the boundary between two adjacent U-NII bands, KDB 644545 D03 section D) procedure is used for measurements.

2.4. Uncertainty

Power Meter: ±0.95dB
Spectrum Analyzer: ±1.30dB

2.5. Test Result of Maximum conducted output power

Product : Intel® Wi-Fi 6 AX201
Test Item : Maximum conducted output power
Test Date : 2019/12/03
Test Mode : Mode 1 SISO A: Transmit (802.11a_6Mbps)

Cable loss=1.0dB		Maximum conducted output power							
Channel No.	Frequency (MHz)	Data Rate (Mbps)							
		6	9	12	18	24	36	48	54
		Measurement Level (dBm)							
36	5180	19.26	--	--	--	--	--	--	--
44	5220	19.98	19.95	19.90	19.85	19.80	19.76	19.71	19.66
48	5240	21.15	--	--	--	--	--	--	--
52	5260	21.19	--	--	--	--	--	--	--
60	5300	21.05	20.99	20.93	20.89	20.86	20.81	20.76	20.69
64	5320	18.89	--	--	--	--	--	--	--
100	5500	19.29	--	--	--	--	--	--	--
116	5580	21.12	21.06	21.02	20.97	20.93	20.89	20.83	20.77
140	5700	18.32	--	--	--	--	--	--	--
149	5745	21.12	--	--	--	--	--	--	--
157	5785	21.22	21.18	21.12	21.07	21.04	21.01	20.95	20.91
165	5825	21.02	--	--	--	--	--	--	--

Note: Maximum conducted output power Value =Reading value on average power meter + cable loss

Maximum conducted output power Measurement:

Channel No	Frequency Range (MHz)	26dB Bandwidth (MHz)	Output Power (dBm)	Output Power Limit		Result
				(dBm)	dBm+10log(BW)	
36	5180	--	19.26	24	--	Pass
44	5220	--	19.98	24	--	Pass
48	5240	--	21.15	24	--	Pass
52	5260	35.150	21.19	24	26.46	Pass
60	5300	44.300	21.05	24	27.46	Pass
64	5320	23.400	18.89	24	24.69	Pass
100	5500	23.450	19.29	24	24.70	Pass
116	5580	30.450	21.12	24	25.84	Pass
140	5700	23.150	18.32	24	24.65	Pass
149	5745	--	21.12	30	--	Pass
157	5785	--	21.22	30	--	Pass
165	5825	--	21.02	30	--	Pass

26dB Occupied Bandwidth:

Channel 52

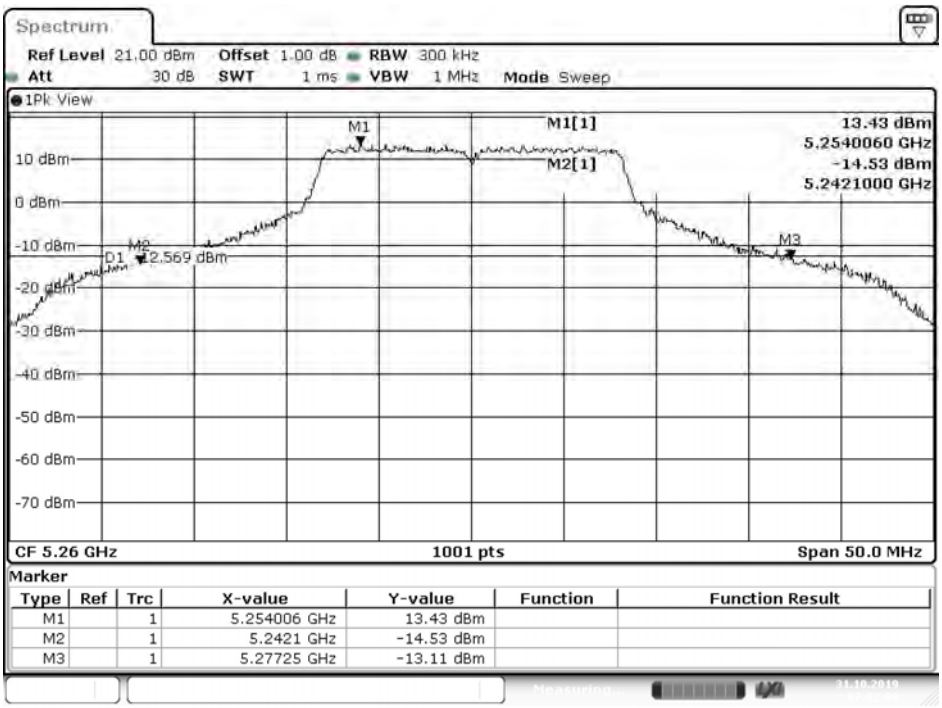

Date: 31.OCT.2019 07:02:09

Channel 60

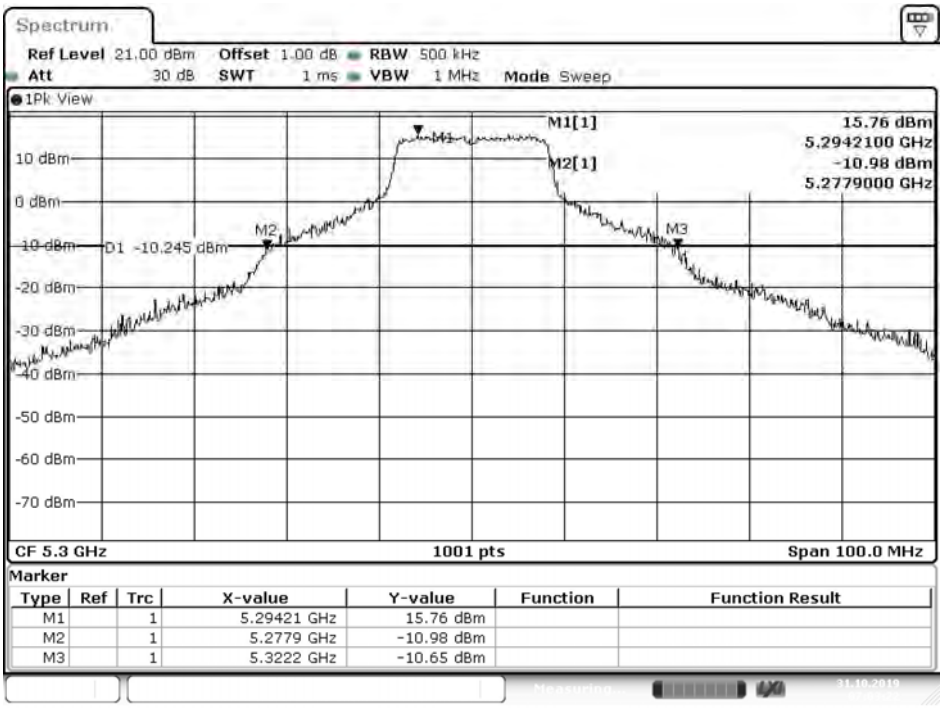

Date: 31.OCT.2019 07:03:22

Channel 64

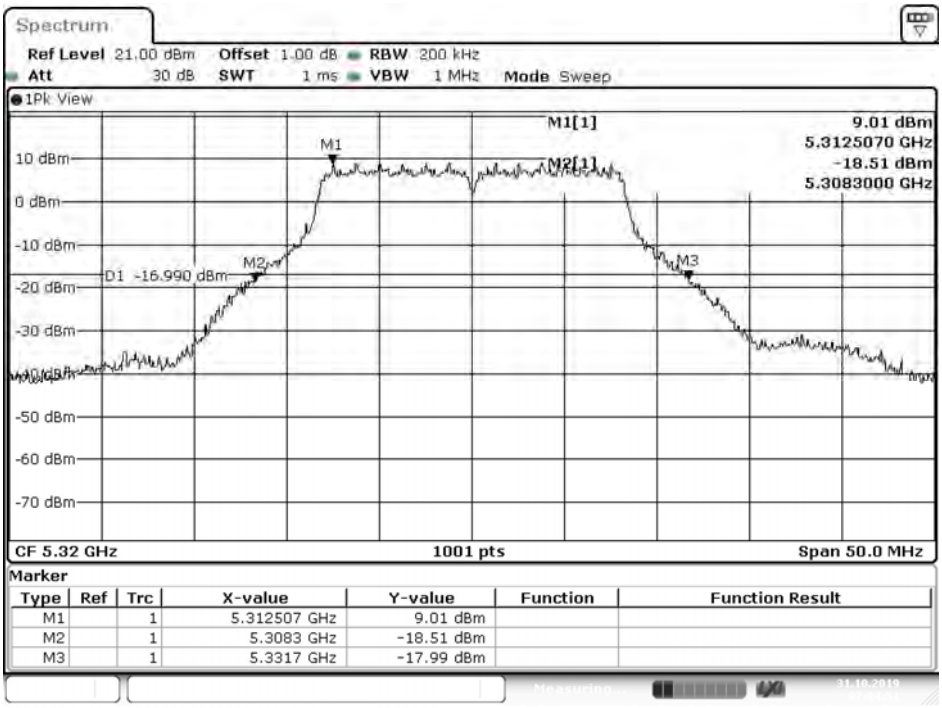

Date: 31.OCT.2019 07:04:51

Channel 100

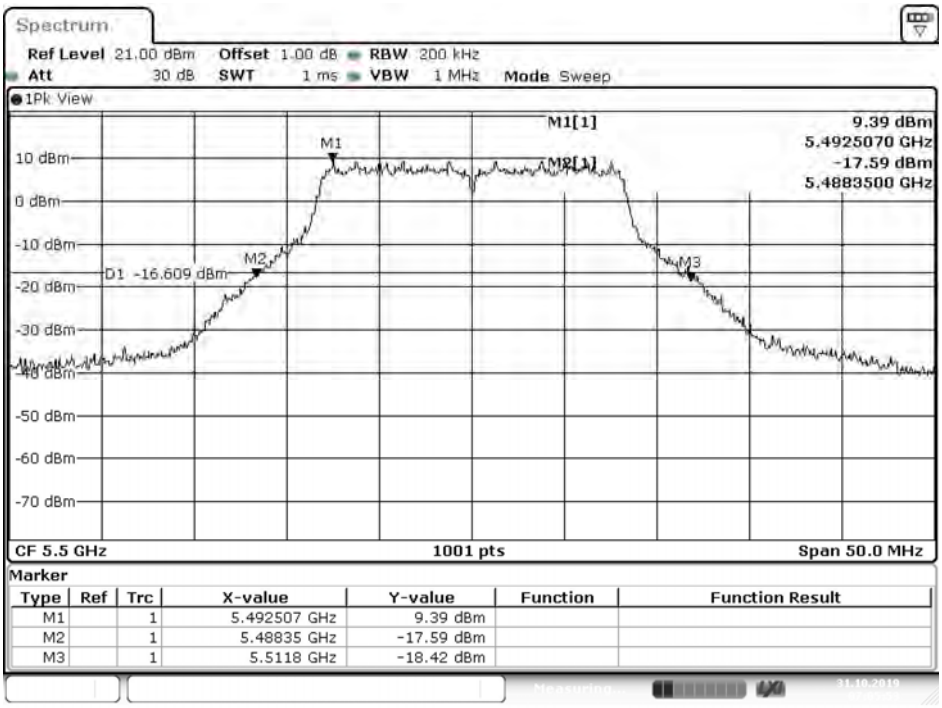

Date: 31.OCT.2019 07:05:53

Channel 116

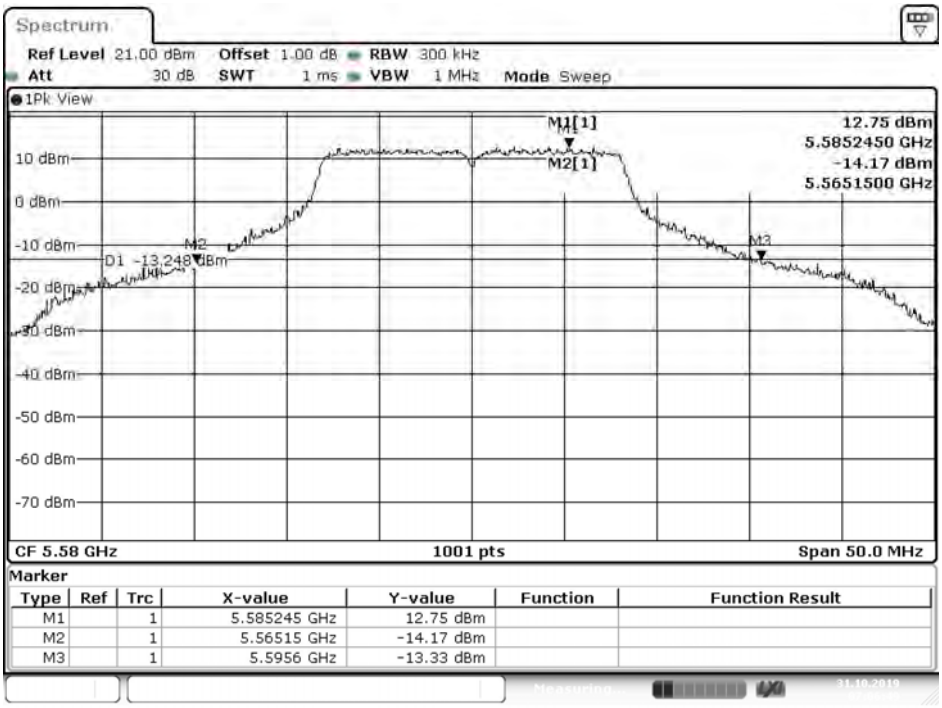

Date: 31.OCT.2019 07:06:49

Channel 140

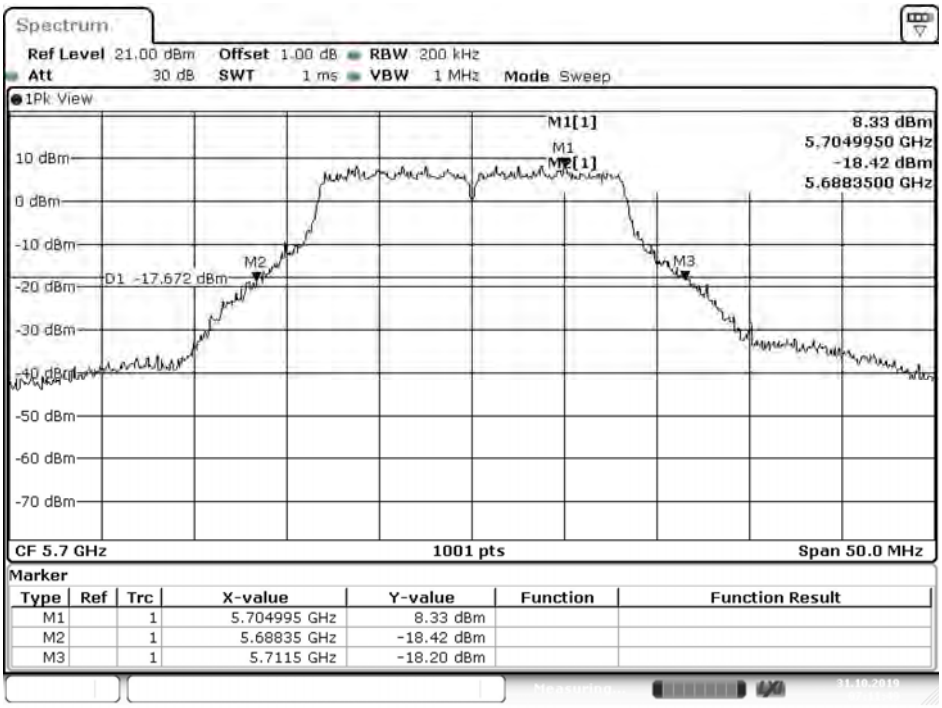

Date: 31.OCT.2019 07:11:49

Product : Intel® Wi-Fi 6 AX201
Test Item : Maximum conducted output power
Test Date : 2019/12/03
Test Mode : Mode 2 SISO A: Transmit (802.11n-20BW_7.2Mbps)

Cable loss=1.0dB		Maximum conducted output power							
Channel No.	Frequency (MHz)	Data Rate (Mbps)							
		7.2	14.4	21.7	28.9	43.3	57.8	65	72.2
		Measurement Level (dBm)							
36	5180	19.19	--	--	--	--	--	--	--
44	5220	19.88	19.82	19.76	19.71	19.66	19.60	19.55	19.51
48	5240	20.89	--	--	--	--	--	--	--
52	5260	21.10	--	--	--	--	--	--	--
60	5300	20.85	20.81	20.74	20.69	20.62	20.57	20.52	20.47
64	5320	18.71	--	--	--	--	--	--	--
100	5500	18.95	--	--	--	--	--	--	--
116	5580	20.99	20.94	20.89	20.85	20.78	20.73	20.68	20.64
140	5700	18.03	--	--	--	--	--	--	--
144(U-NII-2C)	5720	19.58	19.55	19.48	19.44	19.37	19.32	19.26	19.23
144(U-NII-3)	5720	14.05	14.01	13.94	13.89	13.82	13.78	13.74	13.69
149	5745	20.76	--	--	--	--	--	--	--
157	5785	21.05	20.99	20.92	20.85	20.80	20.73	20.67	20.63
165	5825	21.01	--	--	--	--	--	--	--

Note: Maximum conducted output power Value =Reading value on average power meter + cable loss

Maximum conducted output power Measurement:

Channel No	Frequency Range (MHz)	26dB Bandwidth (MHz)	Output Power (dBm)	Output Power Limit		Result
				(dBm)	dBm+10log(BW)	
36	5180	--	19.19	24	--	Pass
44	5220	--	19.88	24	--	Pass
48	5240	--	20.89	24	--	Pass
52	5260	33.900	21.10	24	26.30	Pass
60	5300	44.900	20.85	24	27.52	Pass
64	5320	25.150	18.71	24	25.01	Pass
100	5500	24.900	18.95	24	24.96	Pass
116	5580	29.050	20.99	24	25.63	Pass
140	5700	24.450	18.03	24	24.88	Pass
144(U-NII-2C)	5720	23.681	19.58	24	24.74	Pass
144(U-NII-3)	5720	--	14.05	30	--	Pass
149	5745	--	20.76	30	--	Pass
157	5785	--	21.05	30	--	Pass
165	5825	--	21.01	30	--	Pass

26dB Occupied Bandwidth:

Channel 52

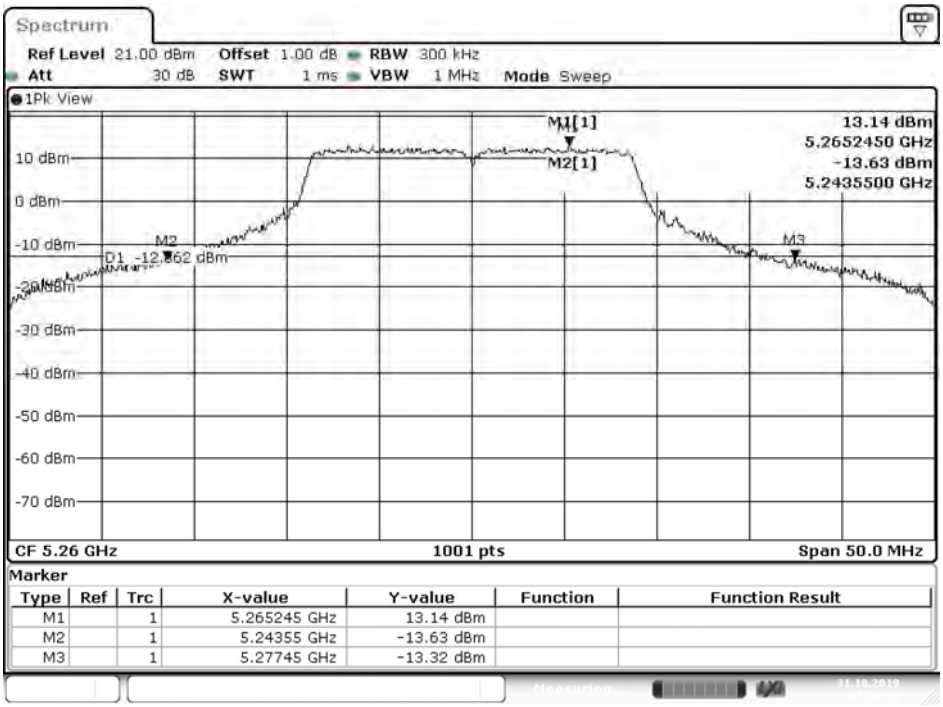

Date: 31.OCT.2019 07:26:27

Channel 60

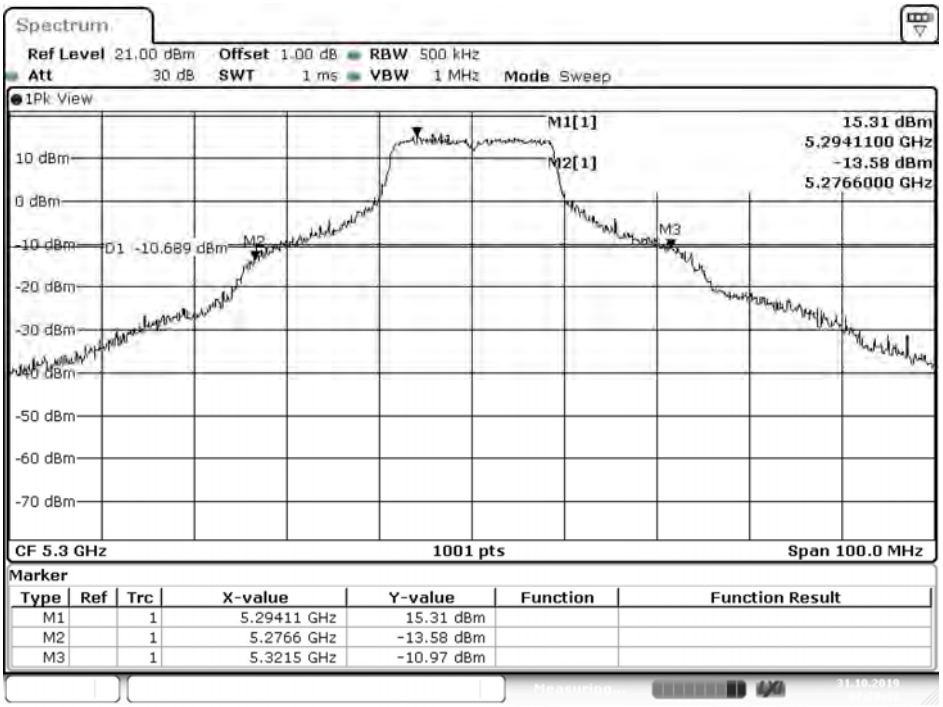

Date: 31.OCT.2019 07:28:32

Channel 64

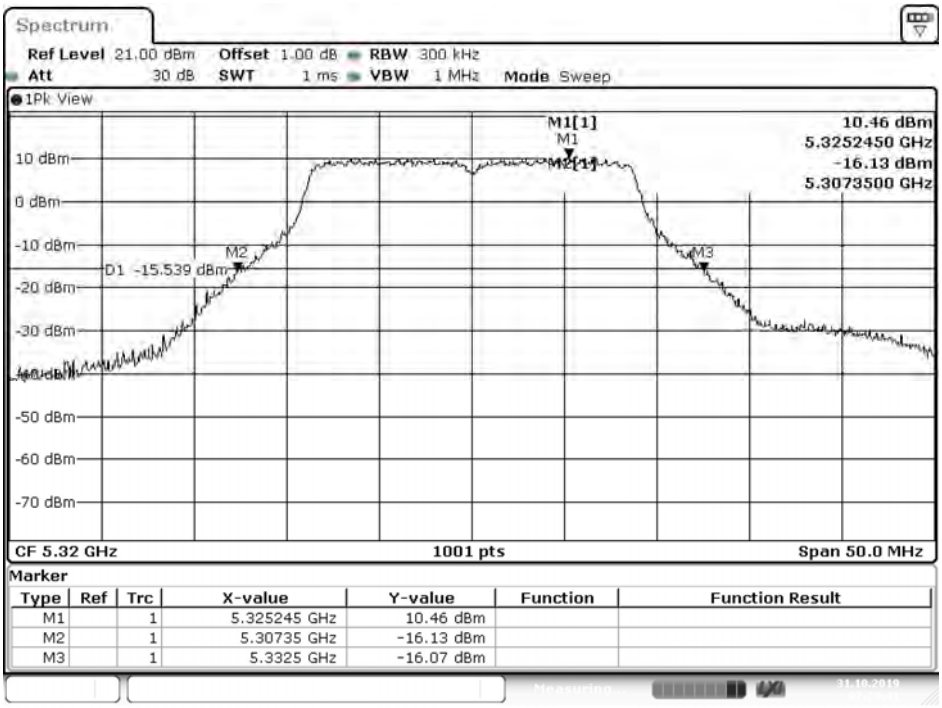

Date: 31.OCT.2019 07:29:41

Channel 100

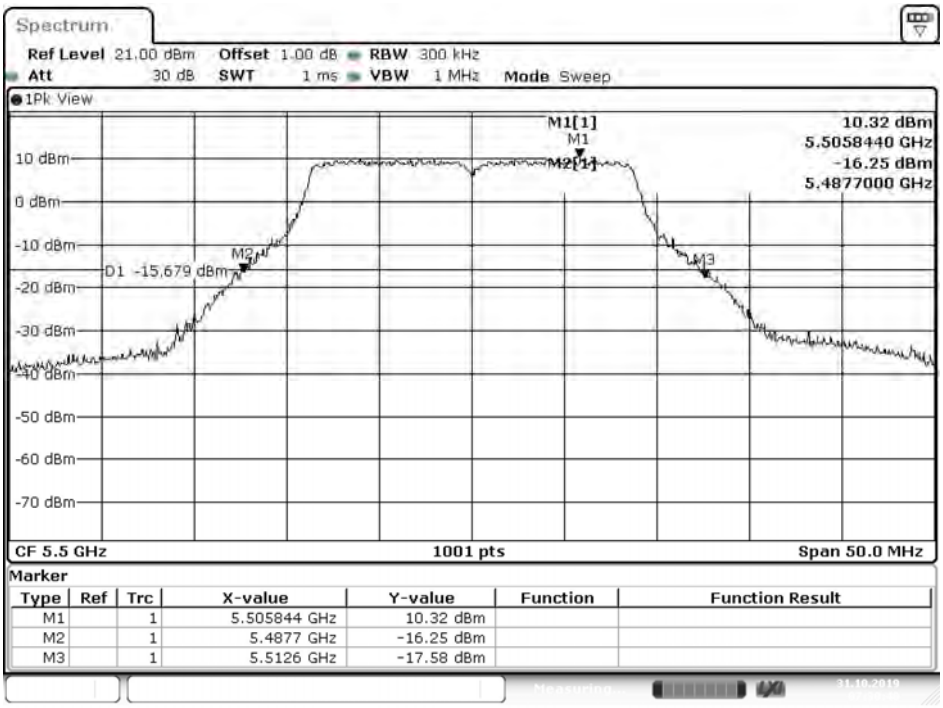

Date: 31.OCT.2019 07:30:40

Channel 116

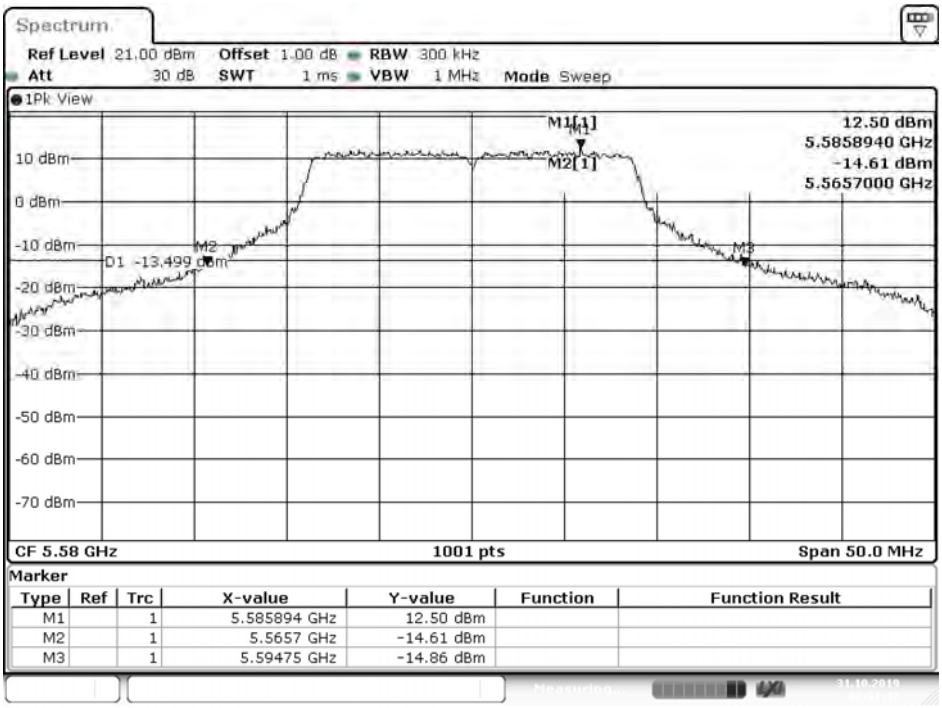

Date: 31.OCT.2019 07:31:43

Channel 140

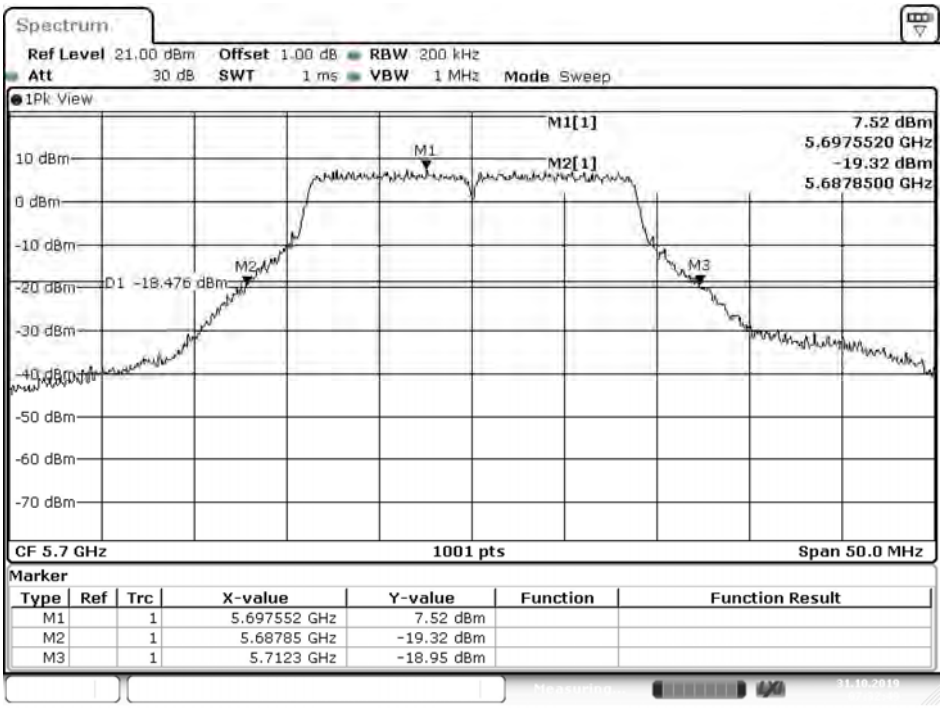

Date: 31.OCT.2019 07:32:50

Channel 144

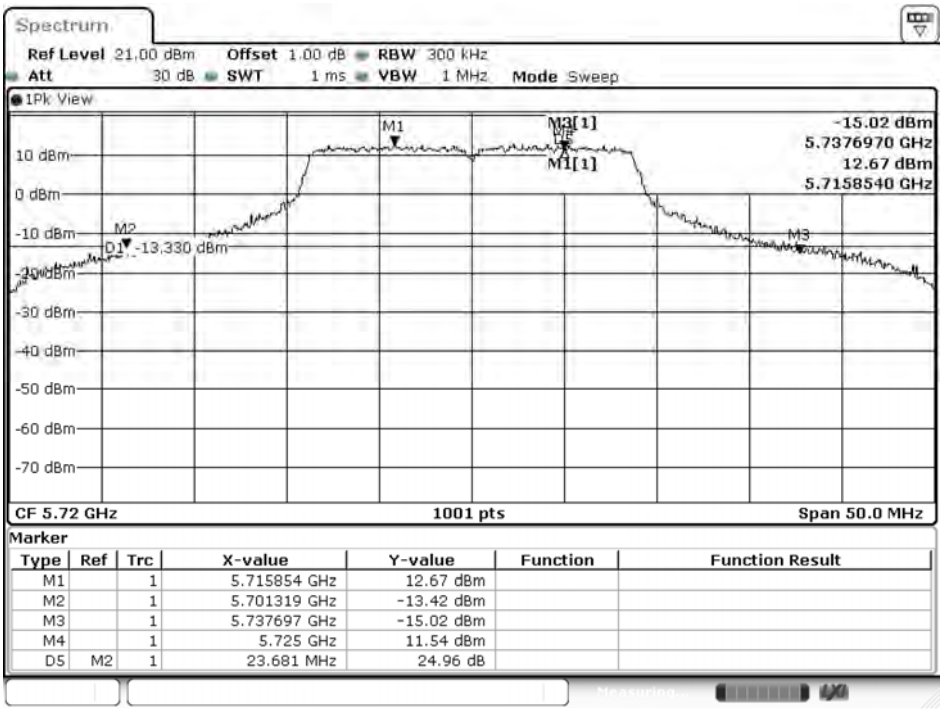

Date: 5.DEC.2019 14:42:38

99% Occupied Bandwidth:

Channel 144

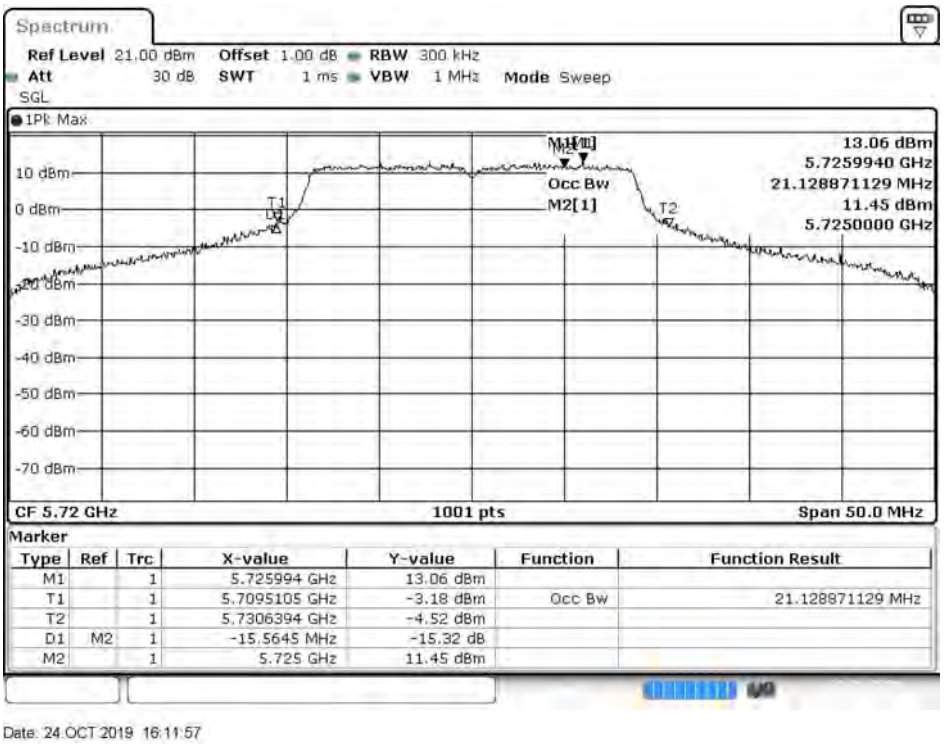

Date: 24.OCT.2019 16:11:57

Maximum conducted output power:

Channel 144 (U-NII-2C)

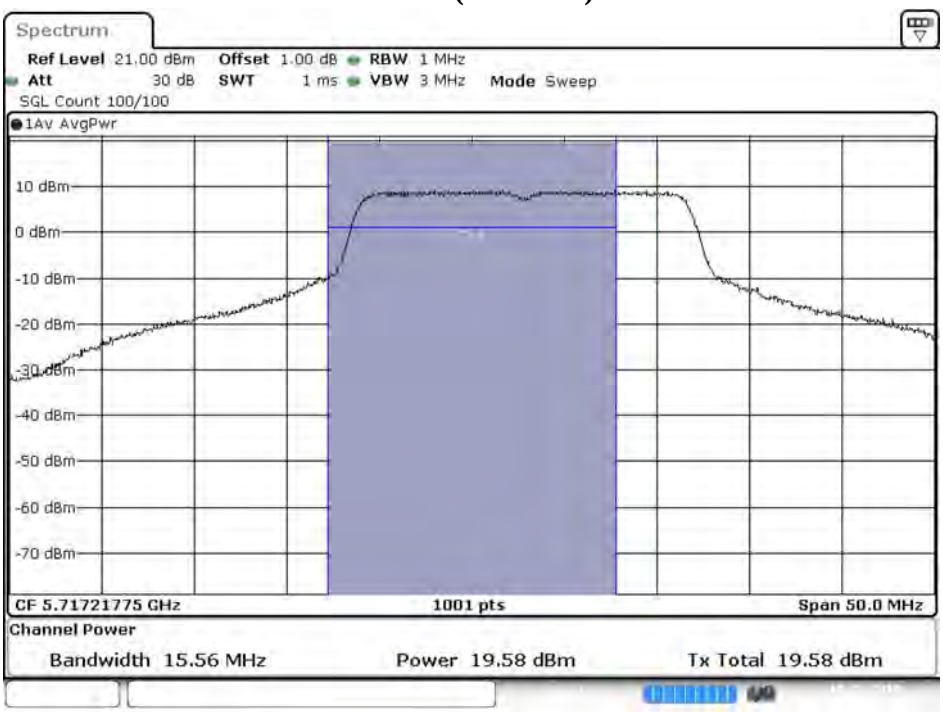

Date: 24.OCT.2019 16:12:21

Maximum conducted output power:
Channel 144 (U-NII-3)

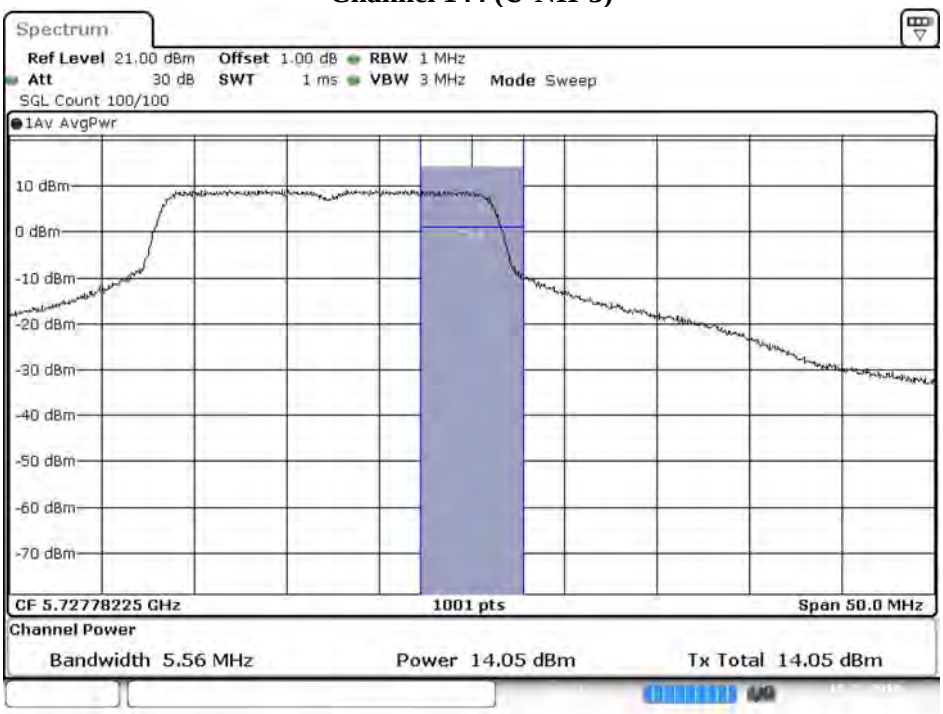

Date: 24.OCT.2019 16:12:44

Product : Intel® Wi-Fi 6 AX201
Test Item : Maximum conducted output power
Test Date : 2019/12/03
Test Mode : Mode 3 SISO A: Transmit (802.11n-40BW_15Mbps)

Cable loss=1.0dB		Maximum conducted output power							
Channel No.	Frequency (MHz)	Data Rate (Mbps)							
		15	30	45	60	90	120	135	150
		Measurement Level (dBm)							
38	5190	18.92	--	--	--	--	--	--	--
46	5230	21.12	21.08	21.03	20.98	20.94	20.88	20.82	20.77
54	5270	20.49	--	--	--	--	--	--	--
62	5310	17.02	16.96	16.93	16.86	16.82	16.75	16.72	16.65
102	5510	18.15	--	--	--	--	--	--	--
110	5550	20.89	20.84	20.80	20.73	20.69	20.65	20.59	20.55
134	5670	18.67	--	--	--	--	--	--	--
142(U-NII-2C)	5710	20.27	20.20	20.14	20.11	20.06	20.01	19.94	19.88
142(U-NII-3)	5710	10.44	10.37	10.33	10.29	10.24	10.19	10.14	10.08
151	5755	20.98	--	--	--	--	--	--	--
159	5795	20.95	20.89	20.85	20.81	20.74	20.68	20.61	20.54

Note: Maximum conducted output power Value =Reading value on average power meter + cable loss

Maximum conducted output power Measurement:

Channel No	Frequency Range (MHz)	26dB Bandwidth (MHz)	Output Power (dBm)	Output Power Limit		Result
				(dBm)	dBm+10log(BW)	
38	5190	--	18.92	24	--	Pass
46	5230	--	21.12	24	--	Pass
54	5270	51.700	20.49	24	28.13	Pass
62	5310	44.500	17.02	24	27.48	Pass
102	5510	44.600	18.15	24	27.49	Pass
110	5550	73.500	20.89	24	29.66	Pass
134	5670	45.300	18.67	24	27.56	Pass
142(U-NII-2C)	5710	53.500	20.27	24	28.28	Pass
142(U-NII-3)	5710	--	10.44	30	--	Pass
151	5755	--	20.98	30	--	Pass
159	5795	--	20.95	30	--	Pass

26dB Occupied Bandwidth:

Channel 54

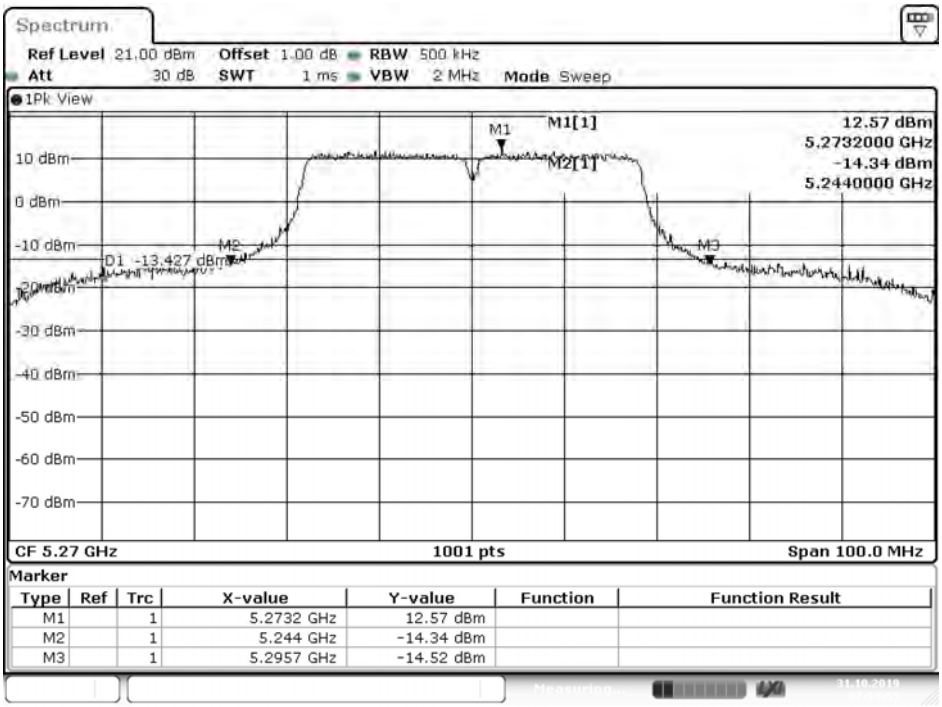

Date: 31.OCT.2019 07:33:56

Channel 62

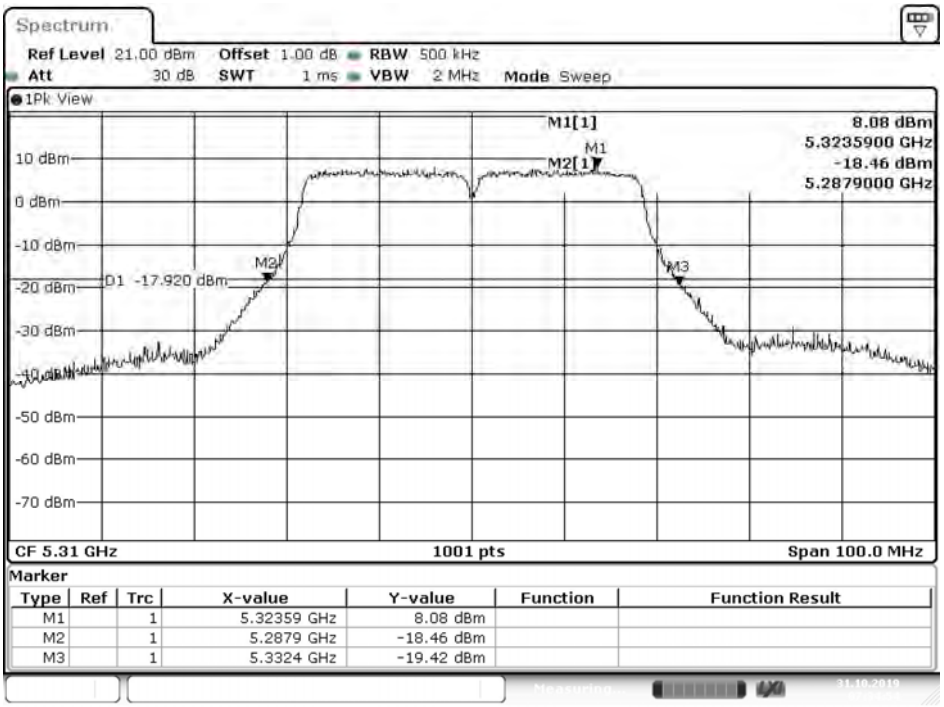

Date: 31.OCT.2019 07:34:54

Channel 102

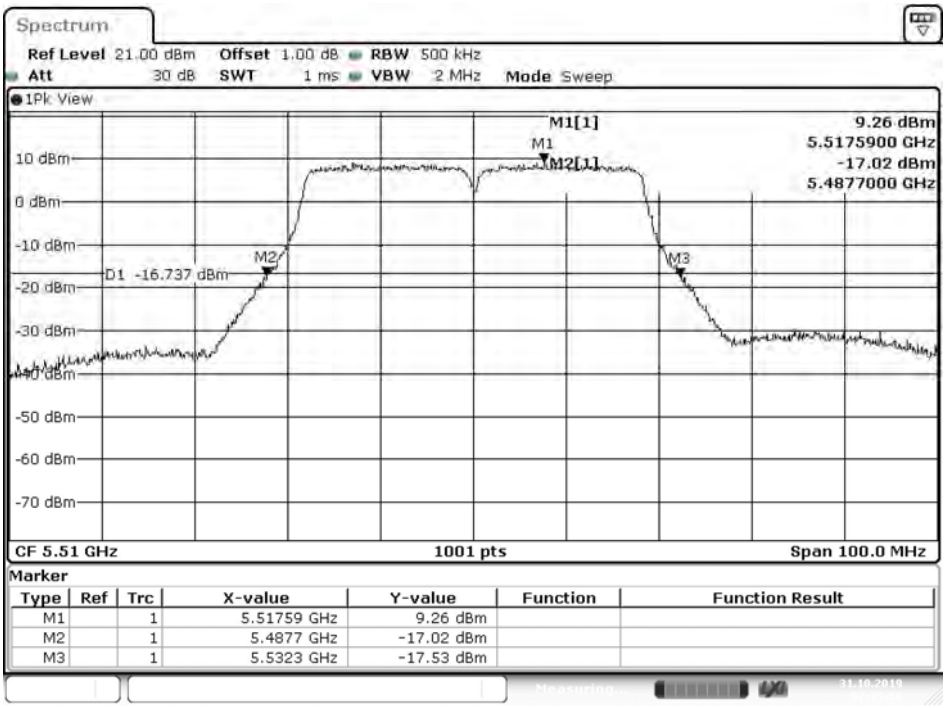

Date: 31.OCT.2019 07:35:58

Channel 110

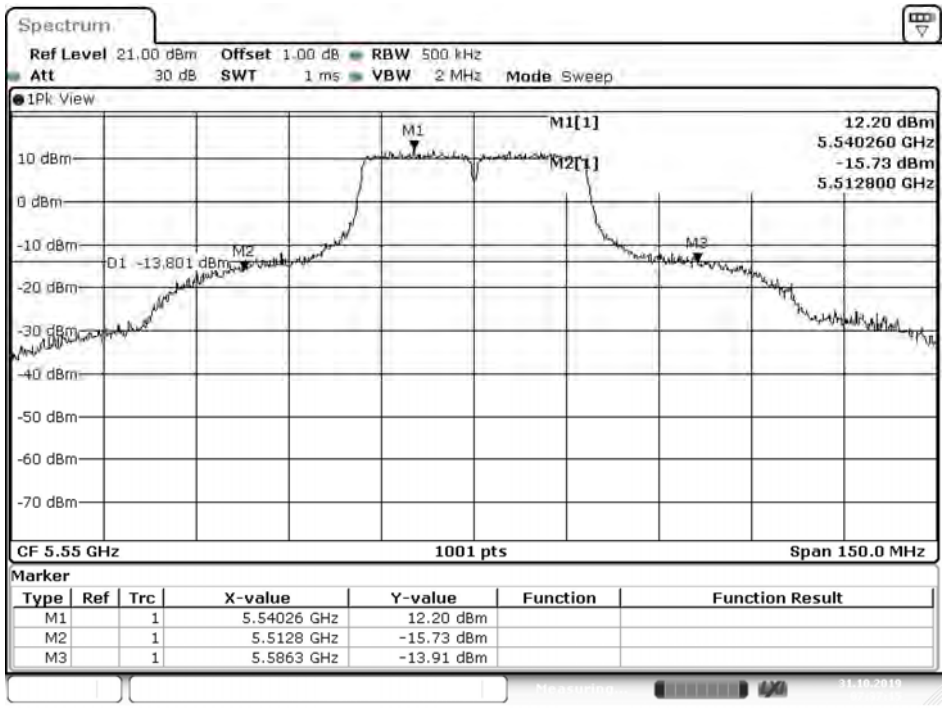

Date: 31.OCT.2019 07:37:15

Channel 134

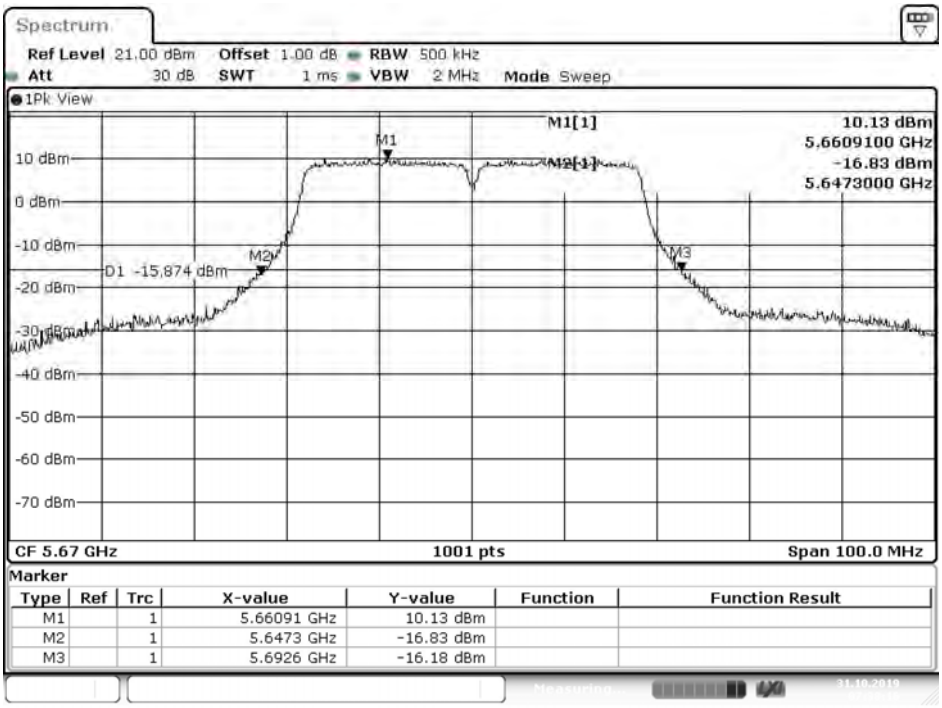

Date: 31.OCT.2019 07:38:17

Channel 142

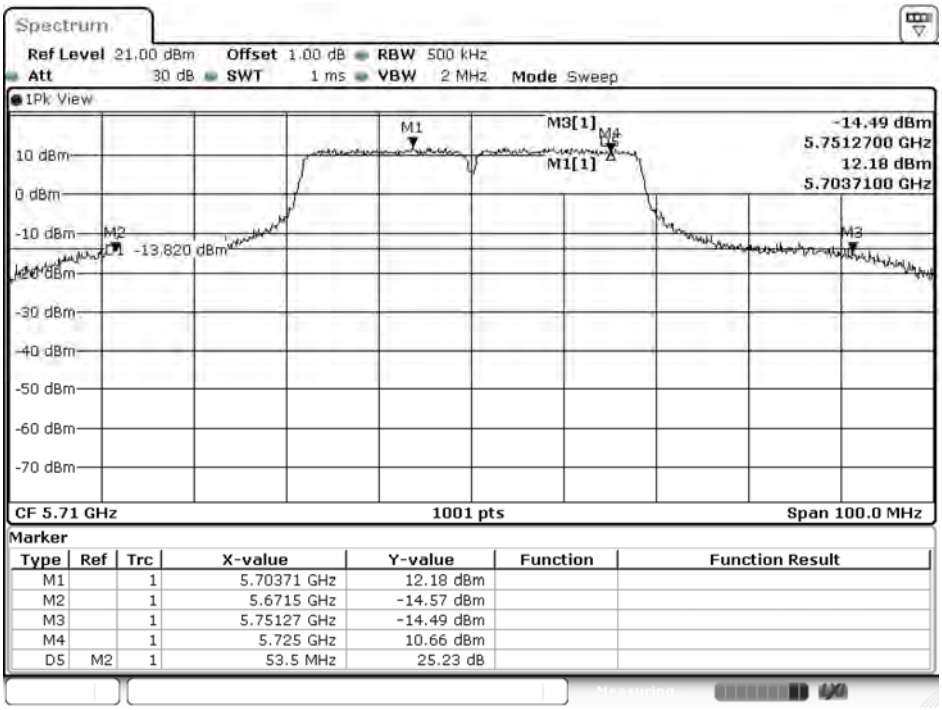

Date: 5.DEC.2019 14:39:12

99% Occupied Bandwidth:

Channel 142

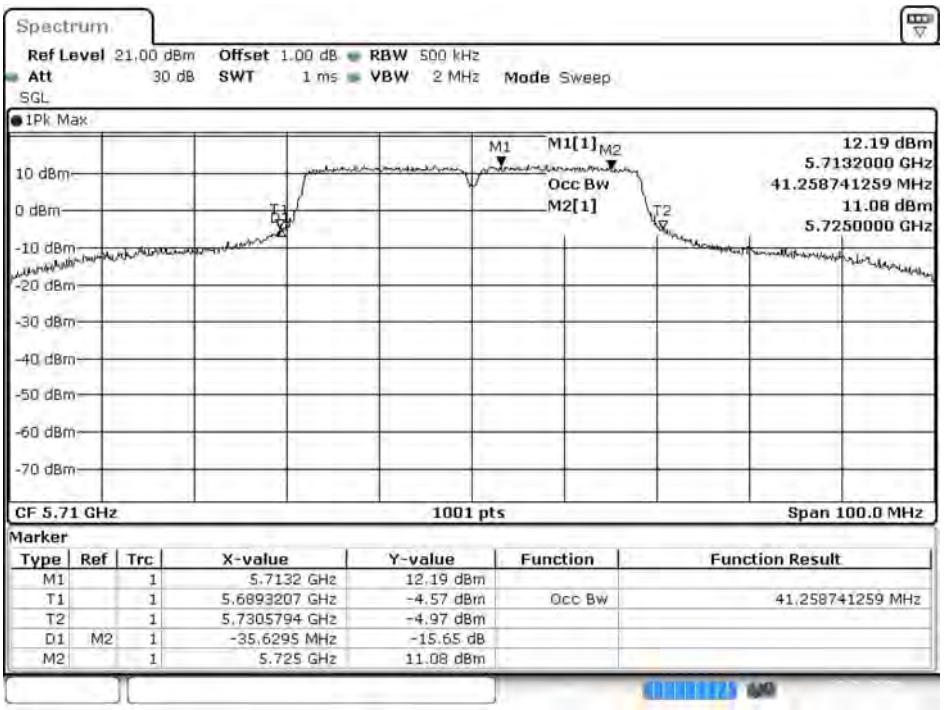

Maximum conducted output power:

Channel 142 (U-NII-2C)

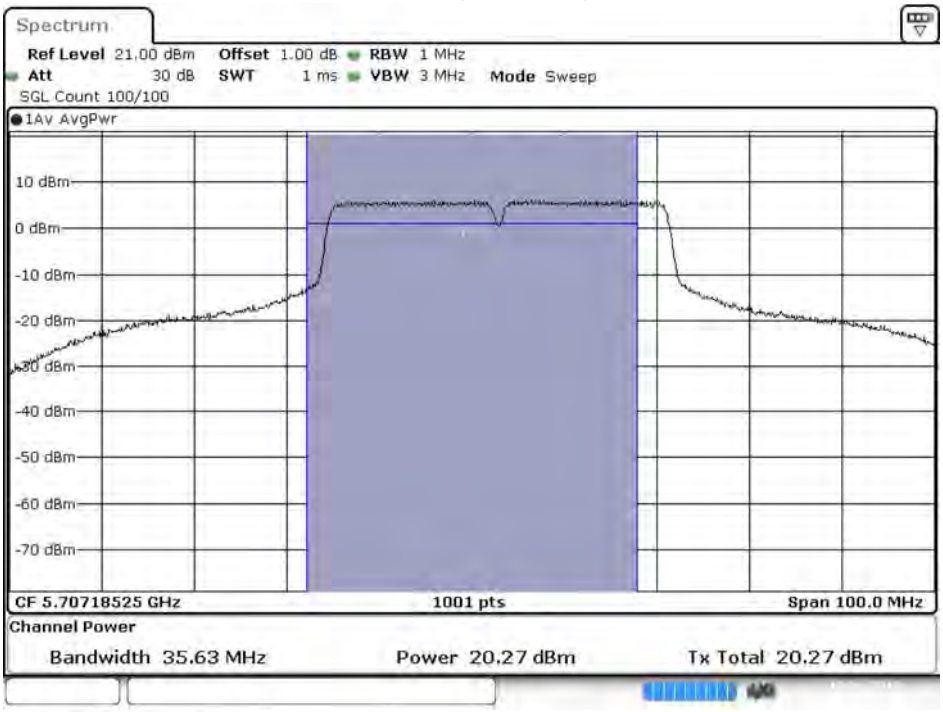

Date: 24.OCT.2019 16:14:05

Maximum conducted output power:
Channel 142 (U-NII-3)

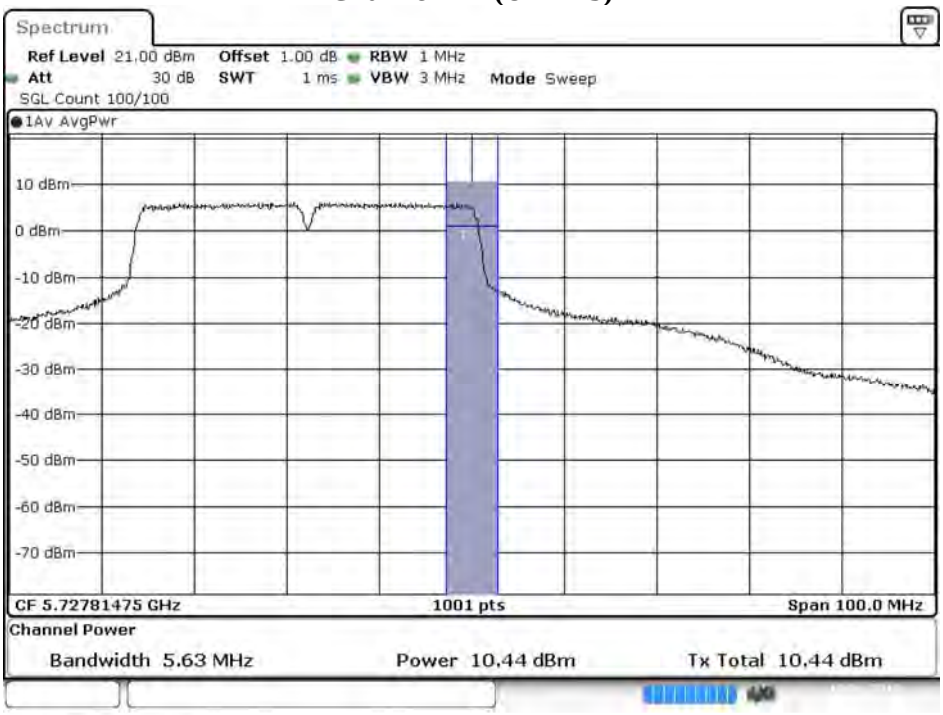

Date: 24.OCT.2019 16:14:28

Product : Intel® Wi-Fi 6 AX201
Test Item : Maximum conducted output power
Test Date : 2019/12/03
Test Mode : Mode 4 SISO A: Transmit (802.11ac-80BW_32.5Mbps)

Cable loss=1.0dB		Maximum conducted output power									
Channel No	Frequency (MHz)	Data Rate (Mbps)									
		32.5	65	97.5	130	195	260	292.5	325	390	433.3
42	5210	18.19	18.15	18.08	18.04	17.99	17.95	17.89	17.84	17.80	17.76
58	5290	17.73	17.69	17.65	17.60	17.57	17.53	17.48	17.45	17.41	17.38
106	5530	18.54	--	--	--	--	--	--	--	--	--
122	5610	19.62	19.57	19.51	19.47	19.40	19.37	19.33	19.26	19.21	19.16
138 (U-NII-2C)	5690	20.81	--	--	--	--	--	--	--	--	--
138 (U-NII-3)	5690	4.39	--	--	--	--	--	--	--	--	--
155	5775	19.28	19.22	19.17	19.14	19.10	19.03	18.97	18.94	18.89	18.84

Note: Maximum conducted output power Value =Reading value on Spectrum Analyzer + cable loss

Maximum conducted output power Measurement:

Channel No	Frequency Range (MHz)	26dB Bandwidth (MHz)	Output Power (dBm)	Output Power Limit		Result
				(dBm)	dBm+10log(BW)	
42	5210	--	18.19	24	--	Pass
58	5290	85.600	17.73	24	30.32	Pass
106	5530	87.200	18.54	24	30.41	Pass
122	5610	86.200	19.62	24	30.36	Pass
138 (U-NII-2C)	5690	106.350	20.81	24	31.27	Pass
138 (U-NII-3)	5690	--	4.39	30	--	Pass
155	5775	--	19.28	30	--	Pass

26dB Occupied Bandwidth:

Channel 58

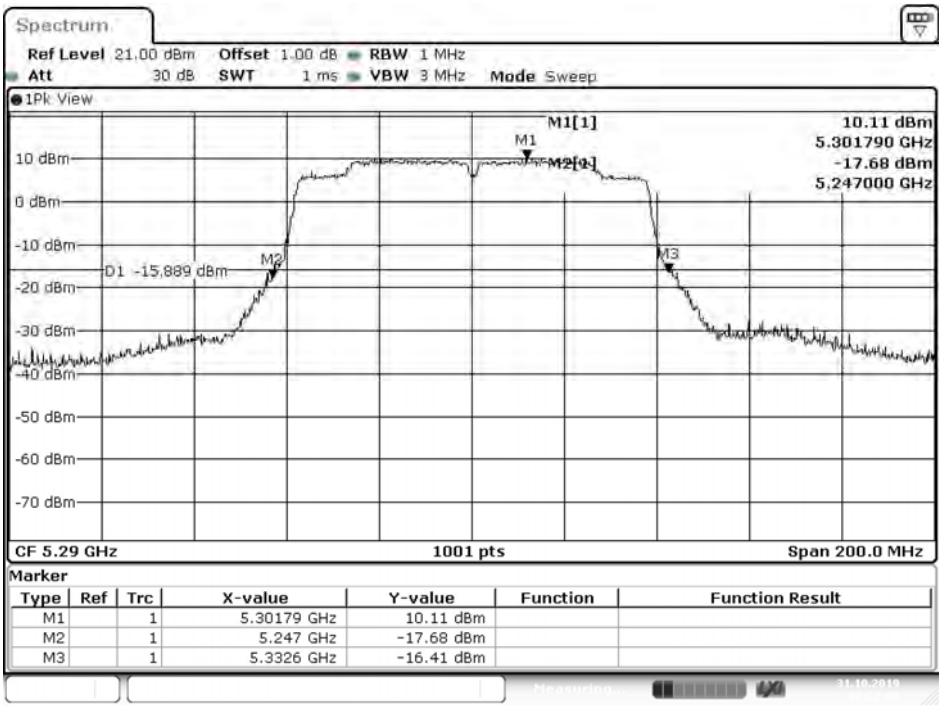

Date: 31.OCT.2019 07:22:01

Channel 106

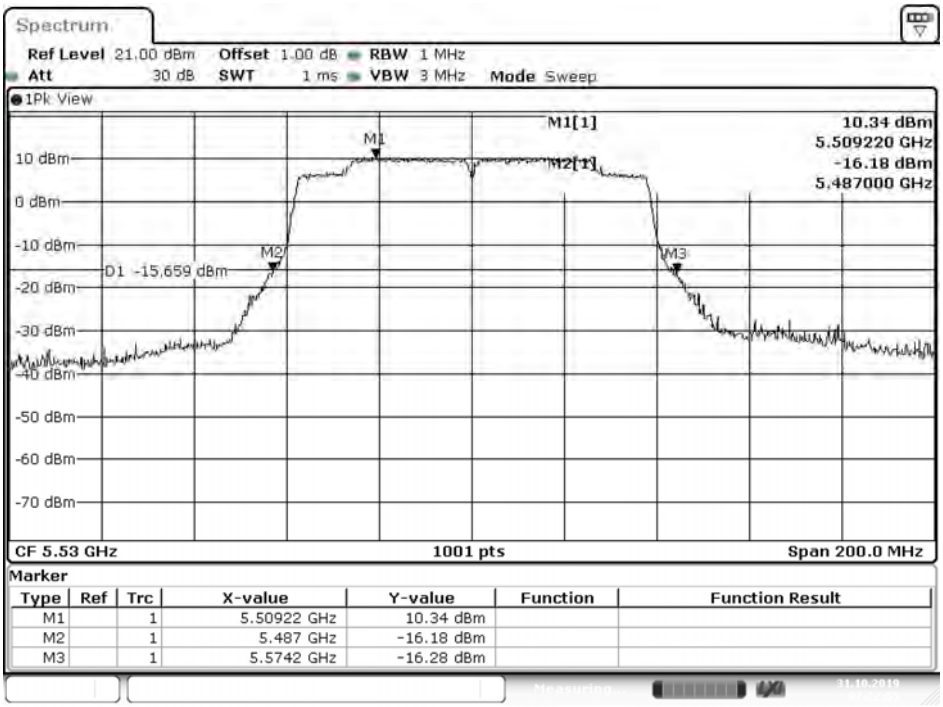

Date: 31.OCT.2019 07:22:56

Channel 122

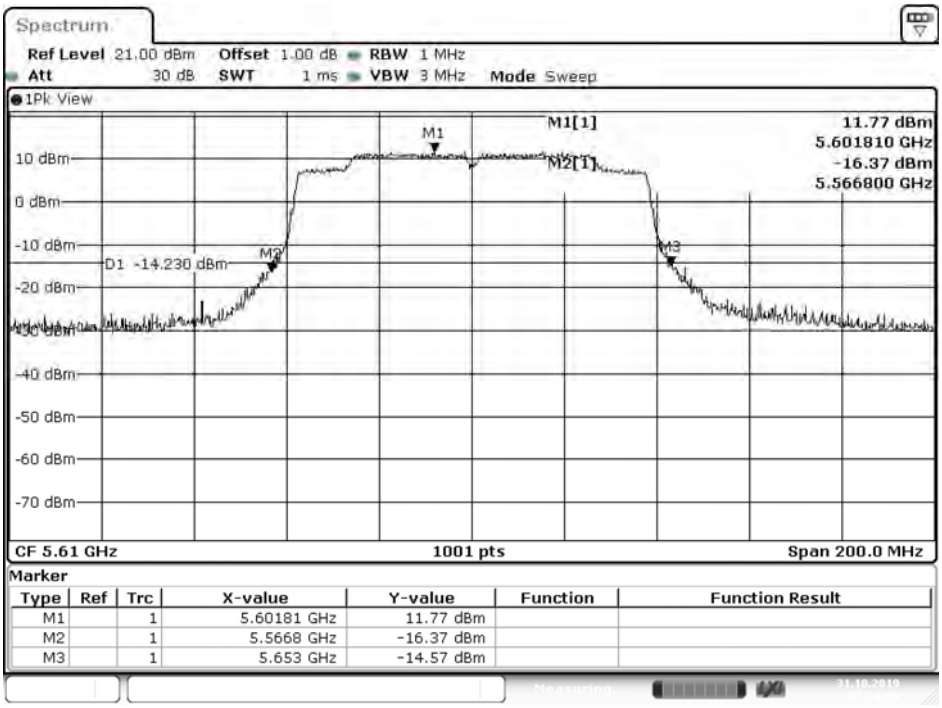

Date: 31.OCT.2019 07:24:09

Channel 138

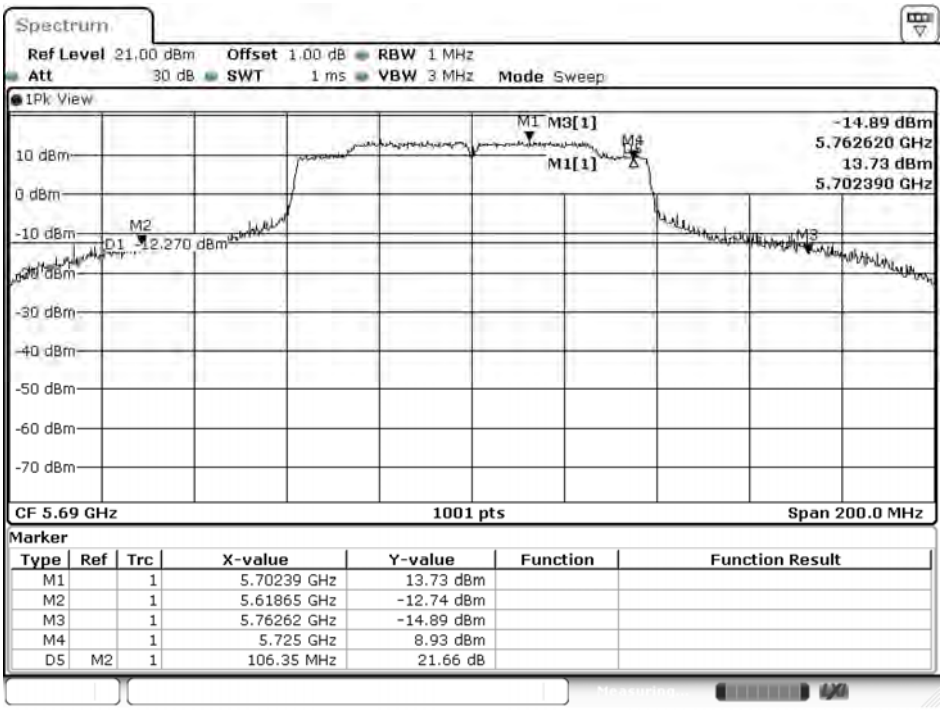

Date: 5.DEC.2019 14:45:40

99% Occupied Bandwidth:

Channel 138

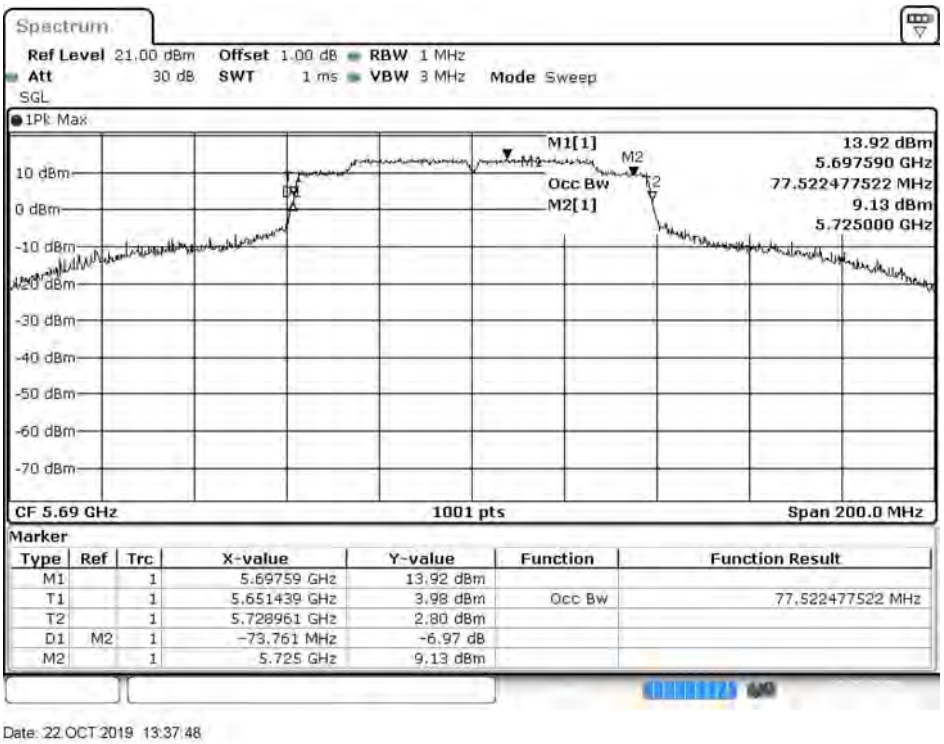

Maximum conducted output power:

Channel 138 (U-NII-2C)

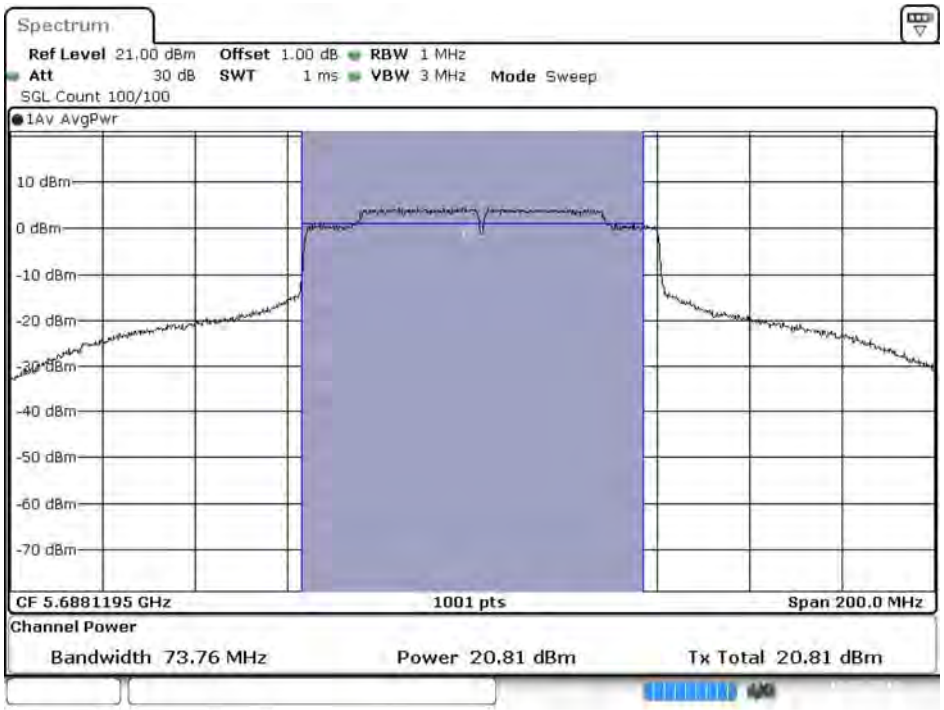

Date: 22.OCT.2019 13:38:12

Maximum conducted output power:

Channel 138 (U-NII-3)

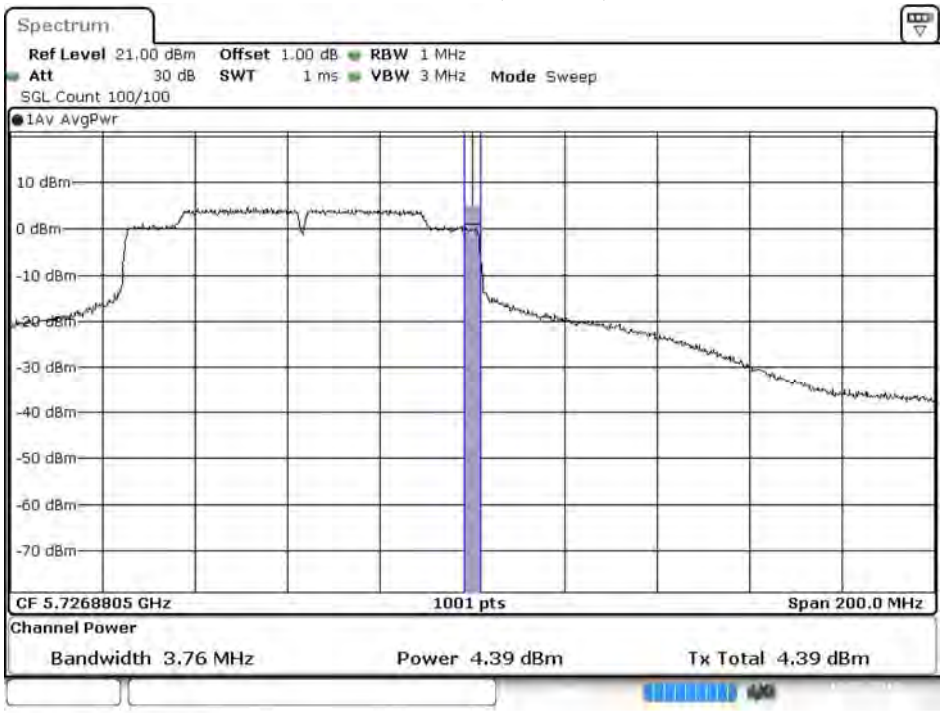

Date: 22.OCT.2019 13:38:35

Product : Intel® Wi-Fi 6 AX201
Test Item : Maximum conducted output power
Test Date : 2019/12/03
Test Mode : Mode 5 SISO A: Transmit (802.11ac-160BW_65Mbps)

Cable loss=1.0dB		Maximum conducted output power									
Channel No	Frequency (MHz)	Data Rate (Mbps)									
		65	130	195	260	390	520	585	650	780	866.7
50 (U-NII-1)	5250	12.31	12.26	12.22	12.18	12.13	12.06	12.00	11.94	11.89	11.85
50 (U-NII-2A)	5250	12.36	12.33	12.26	12.22	12.18	12.13	12.08	12.05	12.00	11.95
114	5570	15.28	15.23	15.18	15.13	15.07	15.01	14.95	14.91	14.86	14.80

Note: Maximum conducted output power Value =Reading value on Spectrum Analyzer + cable loss

Maximum conducted output power Measurement:

Channel No	Frequency Range (MHz)	26dB Bandwidth (MHz)	Output Power (dBm)	Output Power Limit		Result
				(dBm)	dBm+10log(BW)	
50 (U-NII-1)	5250	--	12.31	24	--	Pass
50 (U-NII-2A)	5250	82.600	12.36	24	30.17	Pass
114	5570	164.850	15.28	24	33.17	Pass

26dB Occupied Bandwidth:

Channel 50

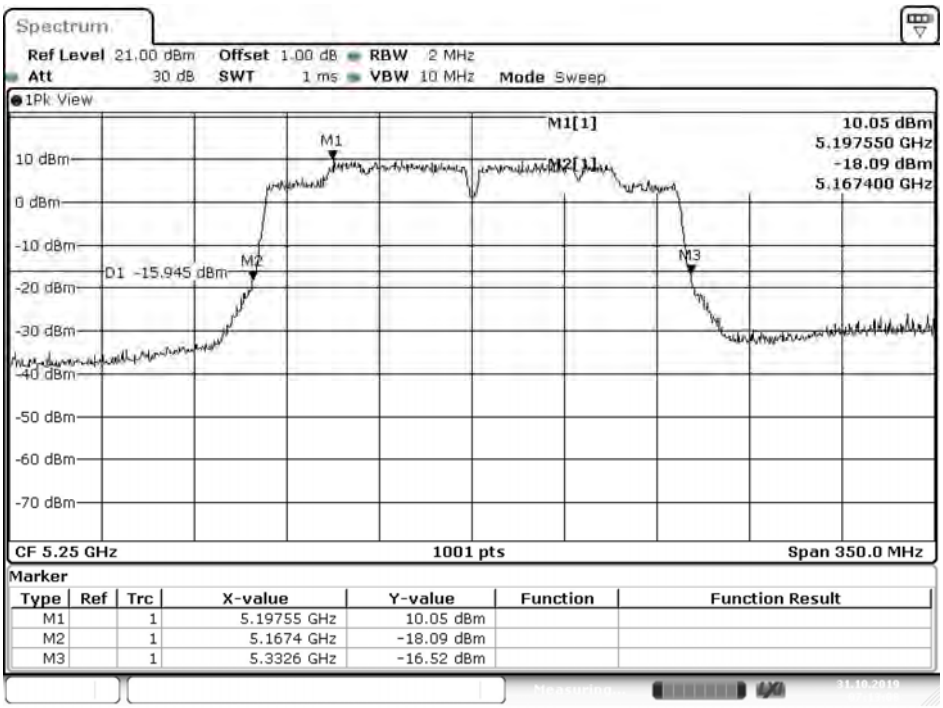

Date: 31.OCT.2019 07:13:08

Channel 114

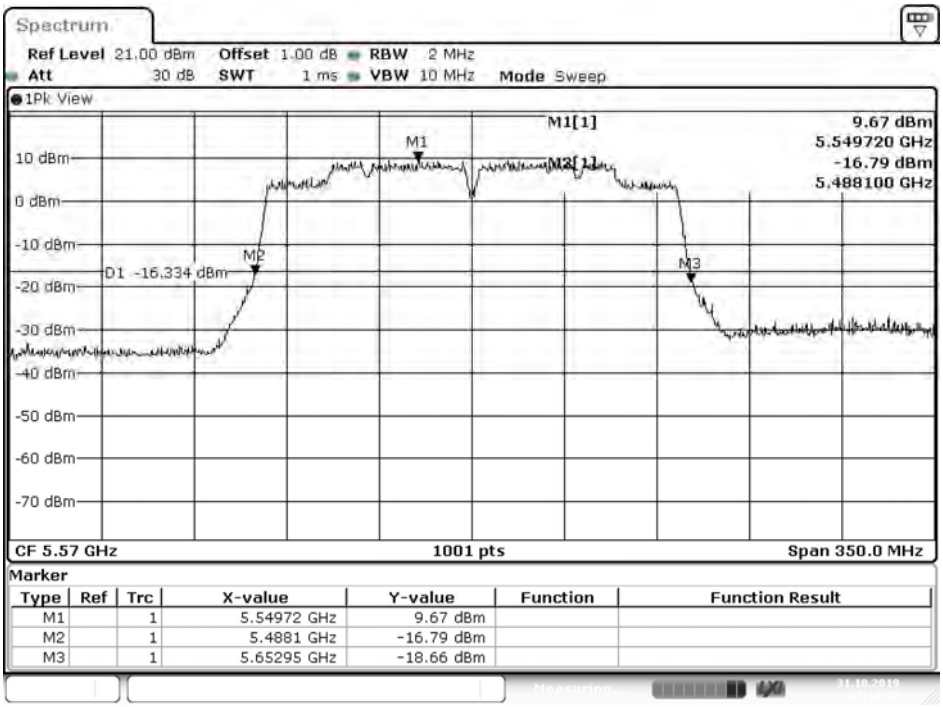

Date: 31.OCT.2019 07:14:02

99% Occupied Bandwidth:

Channel 50

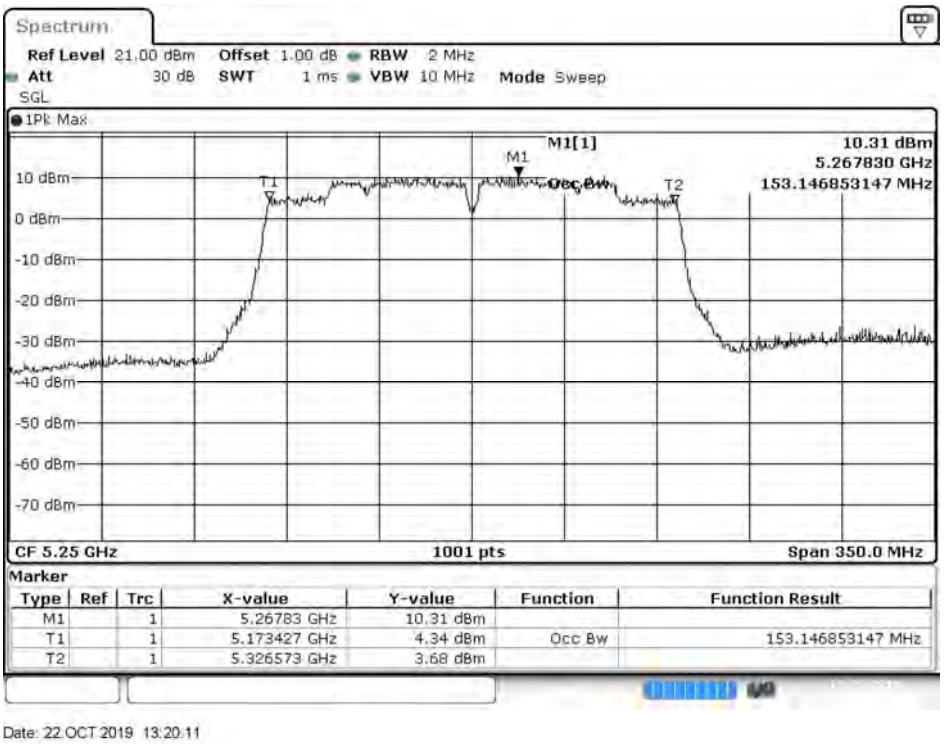

Date: 22.OCT.2019 13:20:11

Maximum conducted output power:

Channel 50 (U-NII-1)

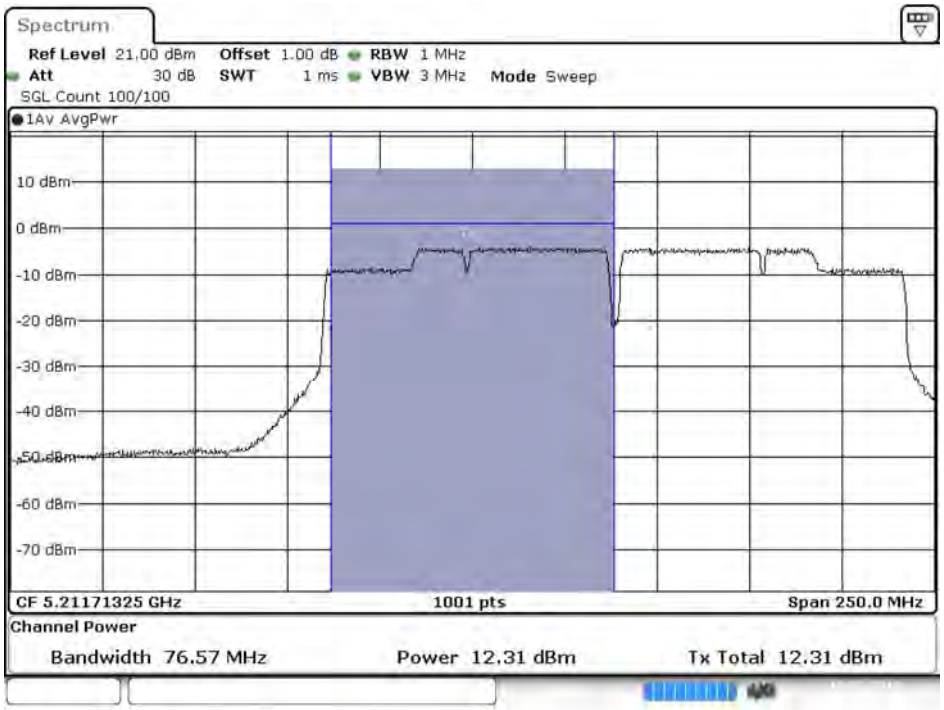

Date: 22.OCT.2019 13:20:34

Maximum conducted output power:

Channel 50 (U-NII-2A)

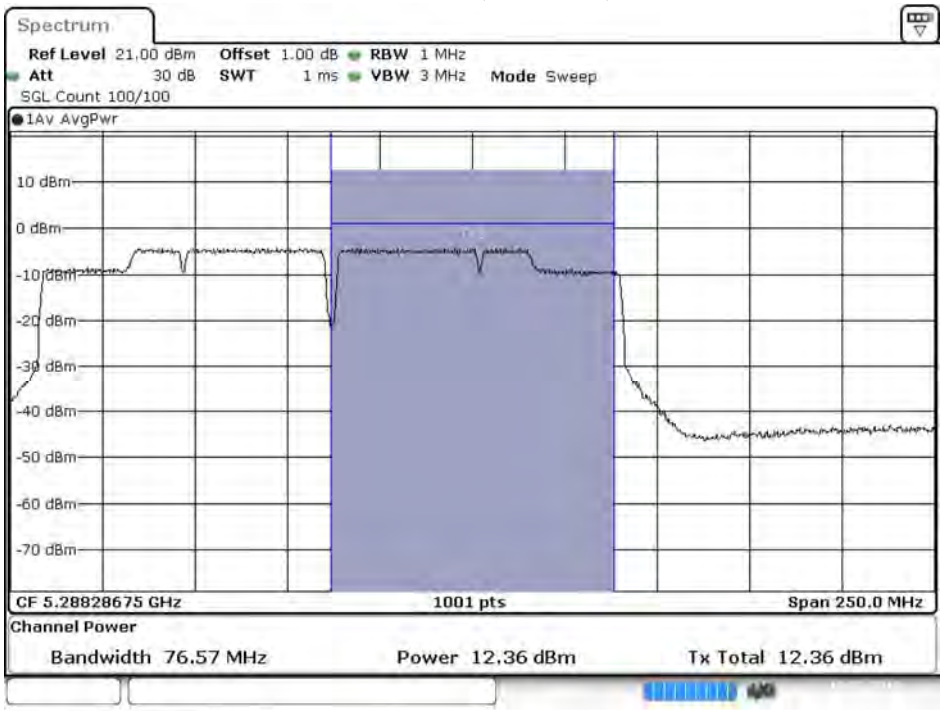

Date: 22.OCT.2019 13:20:57

Product : Intel® Wi-Fi 6 AX201
Test Item : Maximum conducted output power
Test Date : 2019/12/03
Test Mode : Mode 10 SISO B: Transmit (802.11a_6Mbps)

Cable loss=1.0dB		Maximum conducted output power							
Channel No.	Frequency (MHz)	Data Rate (Mbps)							
		6	9	12	18	24	36	48	54
		Measurement Level (dBm)							
36	5180	19.22	--	--	--	--	--	--	--
44	5220	19.88	19.83	19.77	19.74	19.69	19.63	19.57	19.54
48	5240	21.14	--	--	--	--	--	--	--
52	5260	20.91	--	--	--	--	--	--	--
60	5300	20.86	20.80	20.74	20.68	20.62	20.57	20.52	20.49
64	5320	18.77	--	--	--	--	--	--	--
100	5500	19.27	--	--	--	--	--	--	--
116	5580	21.04	20.98	20.94	20.89	20.83	20.78	20.74	20.70
140	5700	18.16	--	--	--	--	--	--	--
149	5745	21.19	--	--	--	--	--	--	--
157	5785	21.04	20.97	20.92	20.88	20.83	20.79	20.72	20.65
165	5825	21.16	--	--	--	--	--	--	--

Note: Maximum conducted output power Value =Reading value on average power meter + cable loss

Maximum conducted output power Measurement:

Channel No	Frequency Range (MHz)	26dB Bandwidth (MHz)	Output Power (dBm)	Output Power Limit		Result
				(dBm)	dBm+10log(BW)	
36	5180	--	19.22	24	--	Pass
44	5220	--	19.88	24	--	Pass
48	5240	--	21.14	24	--	Pass
52	5260	32.400	20.91	24	26.11	Pass
60	5300	33.550	20.86	24	26.26	Pass
64	5320	23.700	18.77	24	24.75	Pass
100	5500	23.600	19.27	24	24.73	Pass
116	5580	31.150	21.04	24	25.93	Pass
140	5700	23.200	18.16	24	24.65	Pass
149	5745	--	21.19	30	--	Pass
157	5785	--	21.04	30	--	Pass
165	5825	--	21.16	30	--	Pass

26dB Occupied Bandwidth:

Channel 52

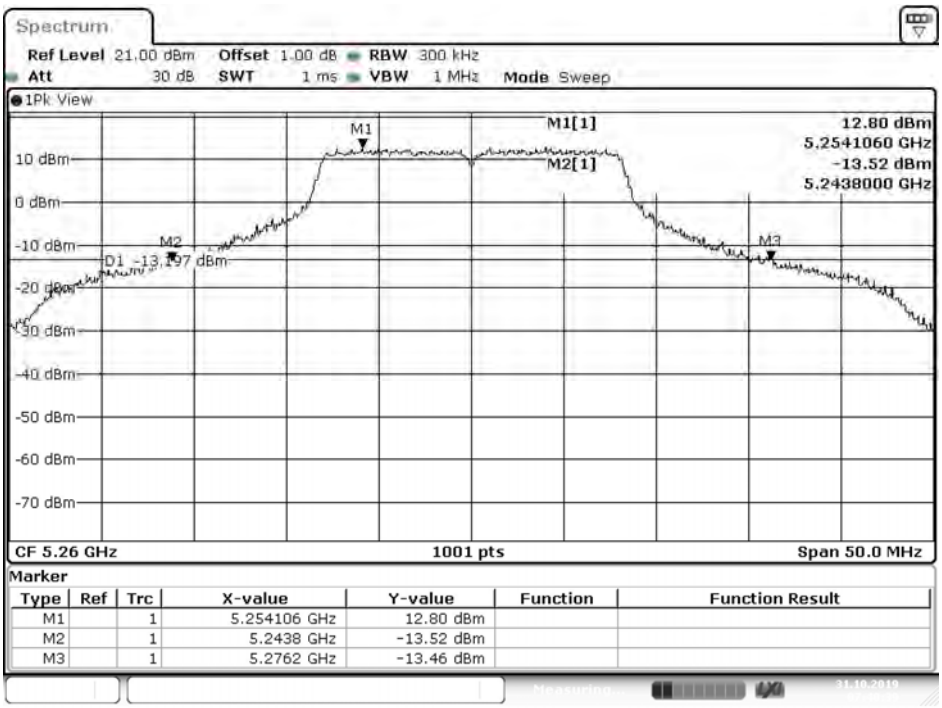

Date: 31.OCT.2019 07:40:39

Channel 60

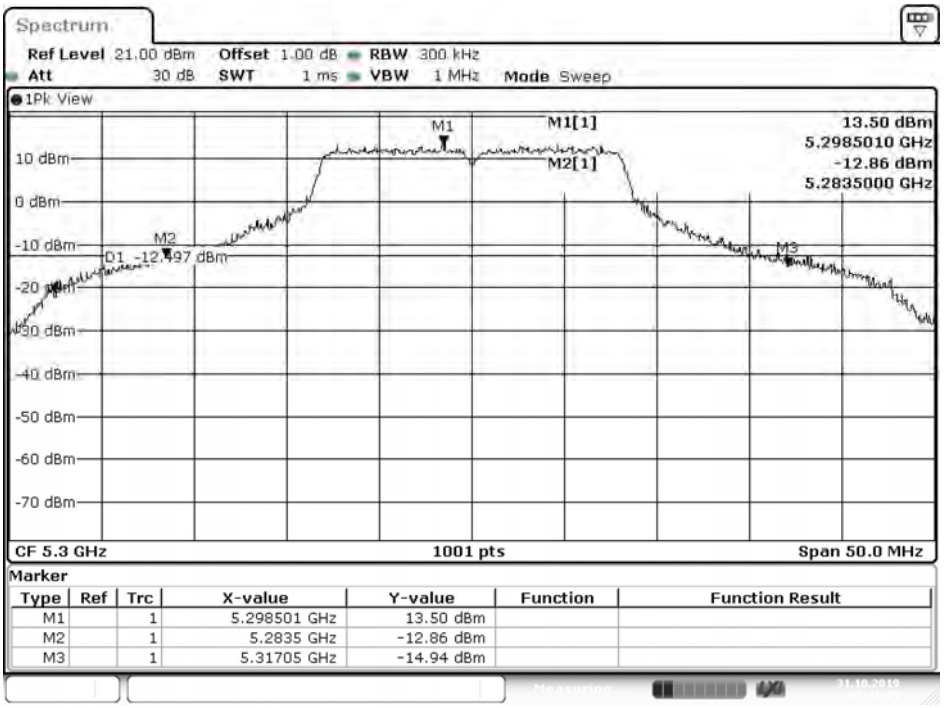

Date: 31.OCT.2019 07:41:35

Channel 64

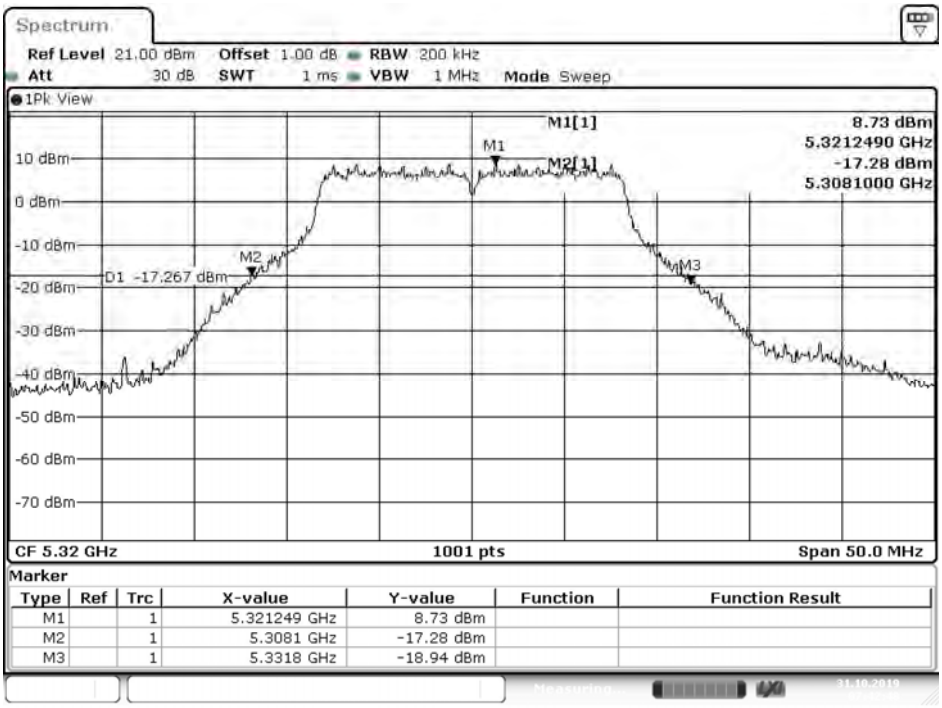

Date: 31.OCT.2019 07:42:48

Channel 100

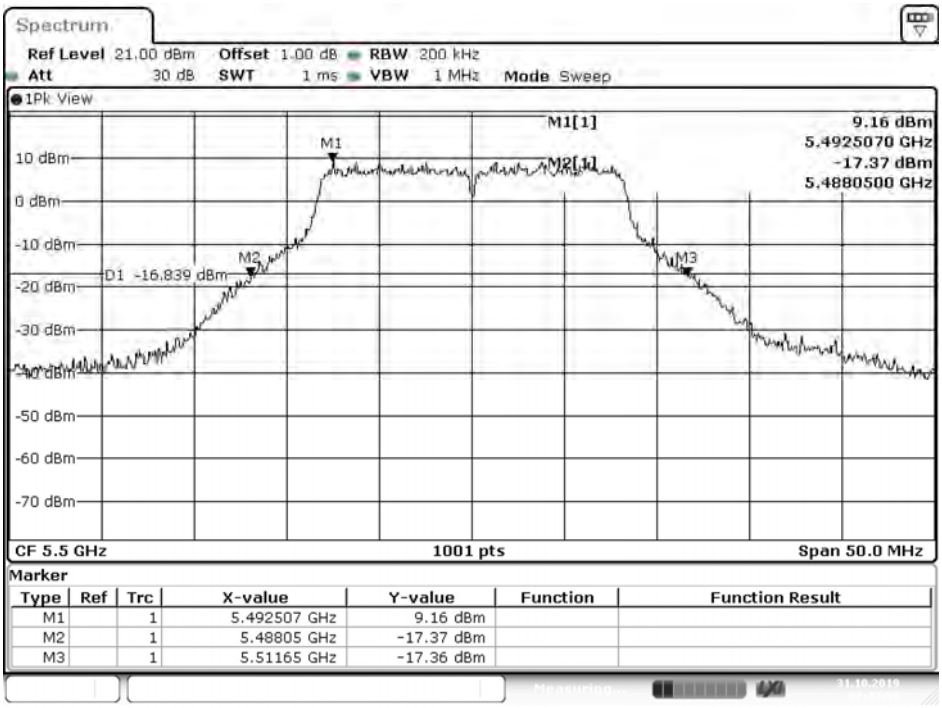

Date: 31.OCT.2019 07:43:50

Channel 116

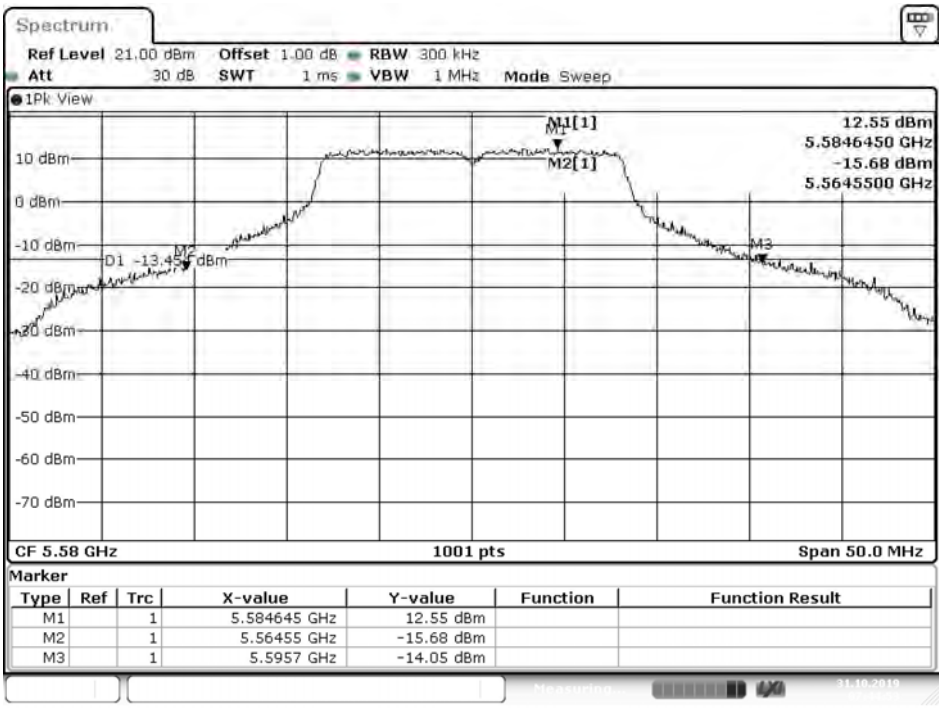

Date: 31.OCT.2019 07:44:54

Channel 140

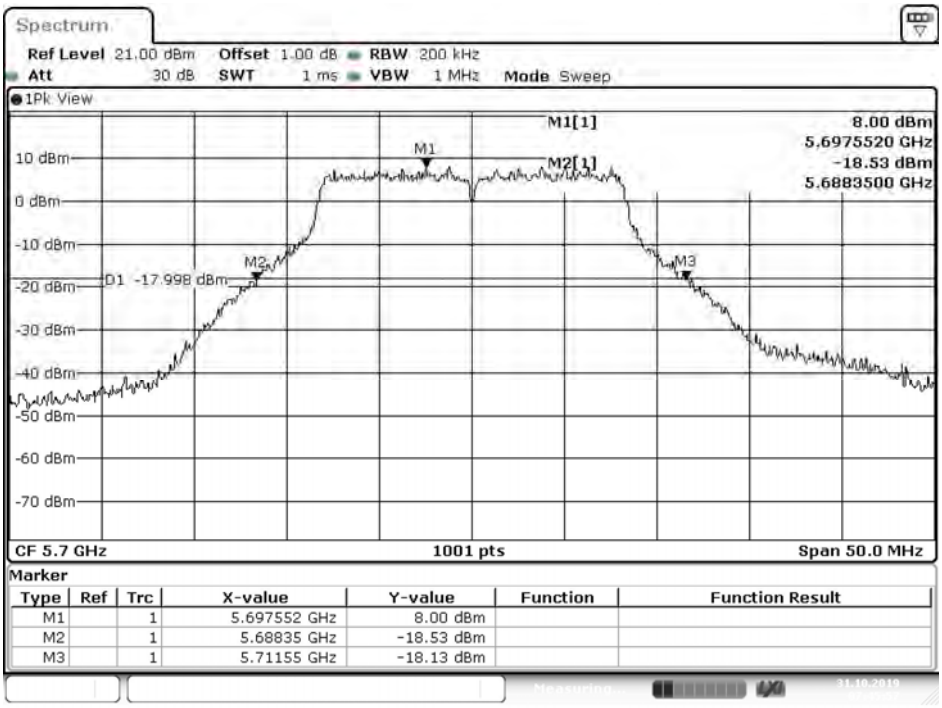

Date: 31.OCT.2019 07:45:57

Product : Intel® Wi-Fi 6 AX201
Test Item : Maximum conducted output power
Test Date : 2019/12/03
Test Mode : Mode 11 SISO B: Transmit (802.11n-20BW_7.2Mbps)

Cable loss=1.0dB		Maximum conducted output power							
Channel No.	Frequency (MHz)	Data Rate (Mbps)							
		7.2	14.4	21.7	28.9	43.3	57.8	65	72.2
		Measurement Level (dBm)							
36	5180	19.01	--	--	--	--	--	--	--
44	5220	19.92	19.86	19.80	19.74	19.71	19.67	19.61	19.56
48	5240	21.17	--	--	--	--	--	--	--
52	5260	20.94	--	--	--	--	--	--	--
60	5300	20.97	20.91	20.87	20.84	20.77	20.72	20.68	20.61
64	5320	18.49	--	--	--	--	--	--	--
100	5500	19.11	--	--	--	--	--	--	--
116	5580	20.89	20.84	20.80	20.74	20.68	20.62	20.56	20.51
140	5700	18.03	--	--	--	--	--	--	--
144(U-NII-2C)	5720	19.42	19.37	19.31	19.27	19.22	19.15	19.10	19.06
144(U-NII-3)	5720	14.14	14.08	14.04	13.99	13.93	13.87	13.81	13.75
149	5745	21.16	--	--	--	--	--	--	--
157	5785	21.10	21.03	20.97	20.92	20.87	20.83	20.76	20.71
165	5825	21.06	--	--	--	--	--	--	--

Note: Maximum conducted output power Value =Reading value on average power meter + cable loss

Maximum conducted output power Measurement:

Channel No	Frequency Range (MHz)	26dB Bandwidth (MHz)	Output Power (dBm)	Output Power Limit		Result
				(dBm)	dBm+10log(BW)	
36	5180	--	19.01	24	--	Pass
44	5220	--	19.92	24	--	Pass
48	5240	--	21.17	24	--	Pass
52	5260	34.350	20.94	24	26.36	Pass
60	5300	36.000	20.97	24	26.56	Pass
64	5320	24.550	18.49	24	24.90	Pass
100	5500	25.450	19.11	24	25.06	Pass
116	5580	31.250	20.89	24	25.95	Pass
140	5700	25.400	18.03	24	25.05	Pass
144(U-NII-2C)	5720	19.086	19.42	24	23.81	Pass
144(U-NII-3)	5720	--	14.14	30	--	Pass
149	5745	--	21.16	30	--	Pass
157	5785	--	21.10	30	--	Pass
165	5825	--	21.06	30	--	Pass

26dB Occupied Bandwidth:

Channel 52

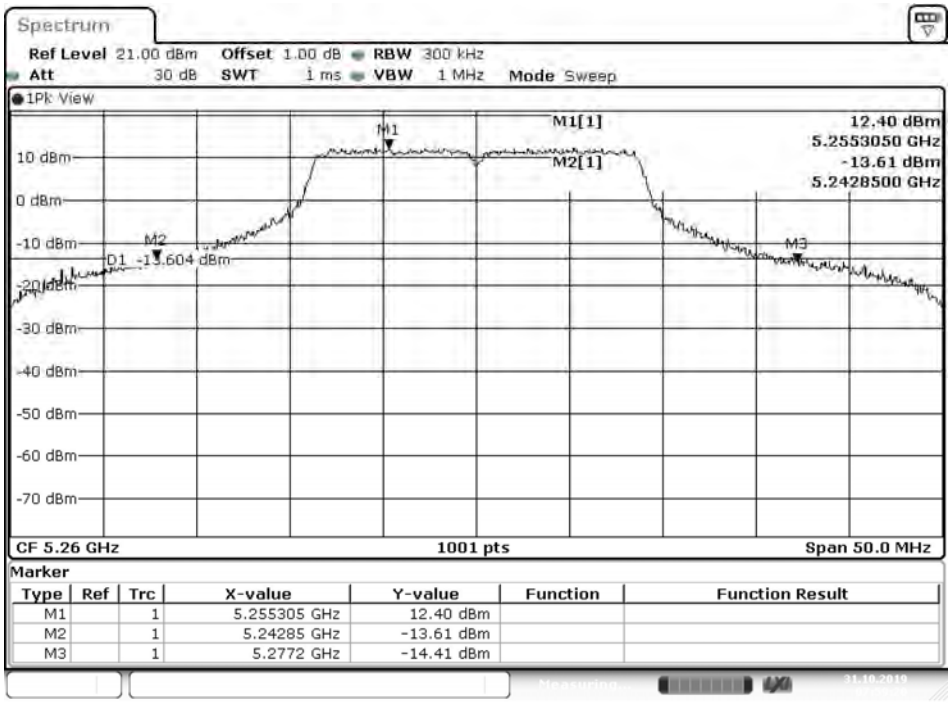

Date: 31.OCT.2019 07:59:21

Channel 60

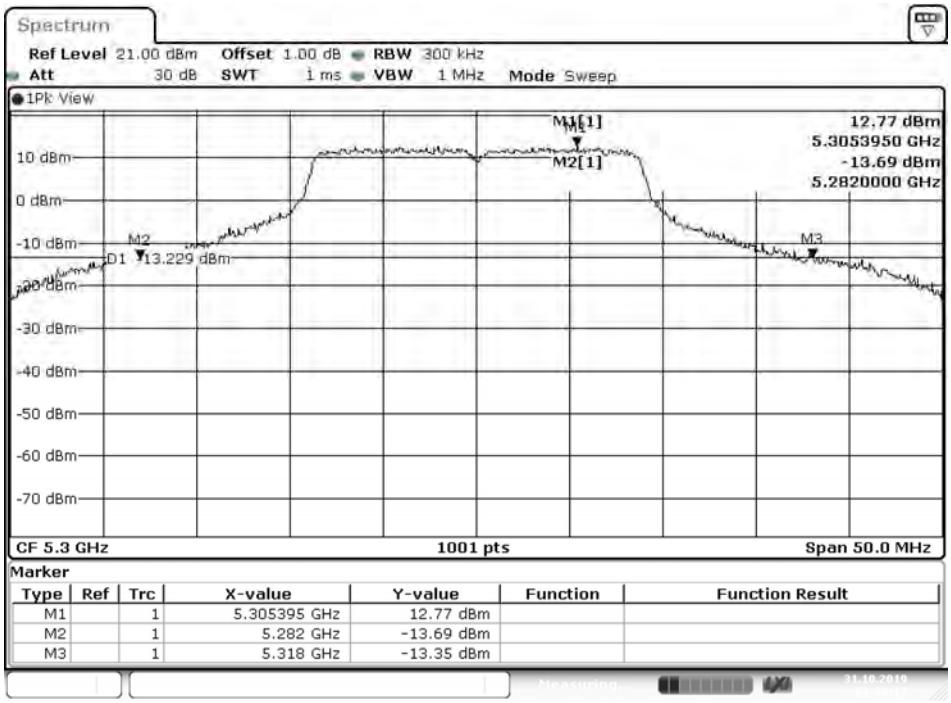

Date: 31.OCT.2019 08:00:17

Channel 64

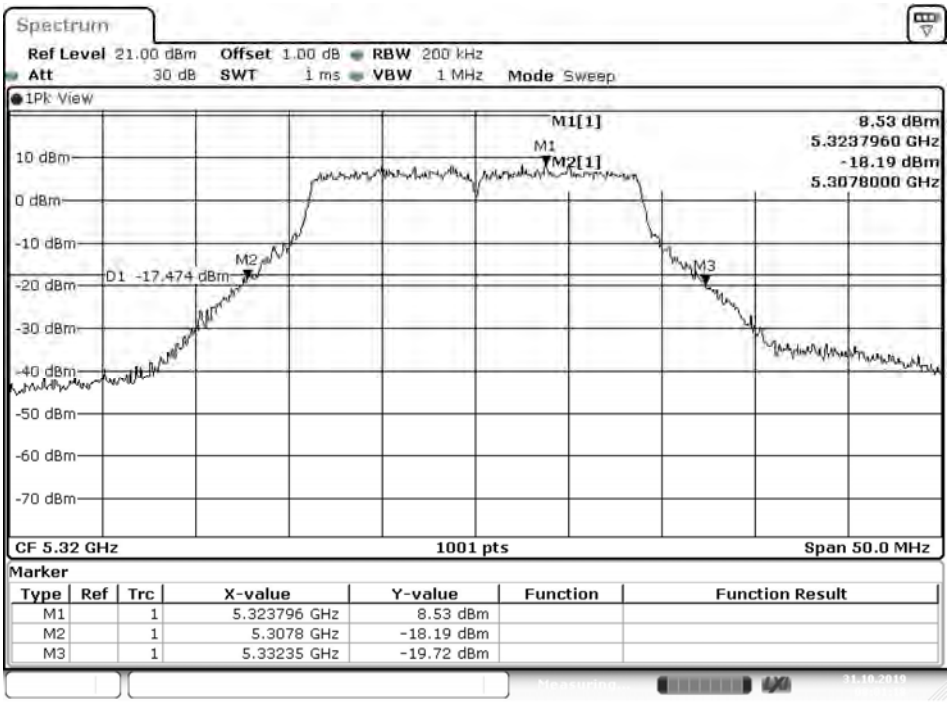

Date: 31.OCT.2019 08:01:18

Channel 100

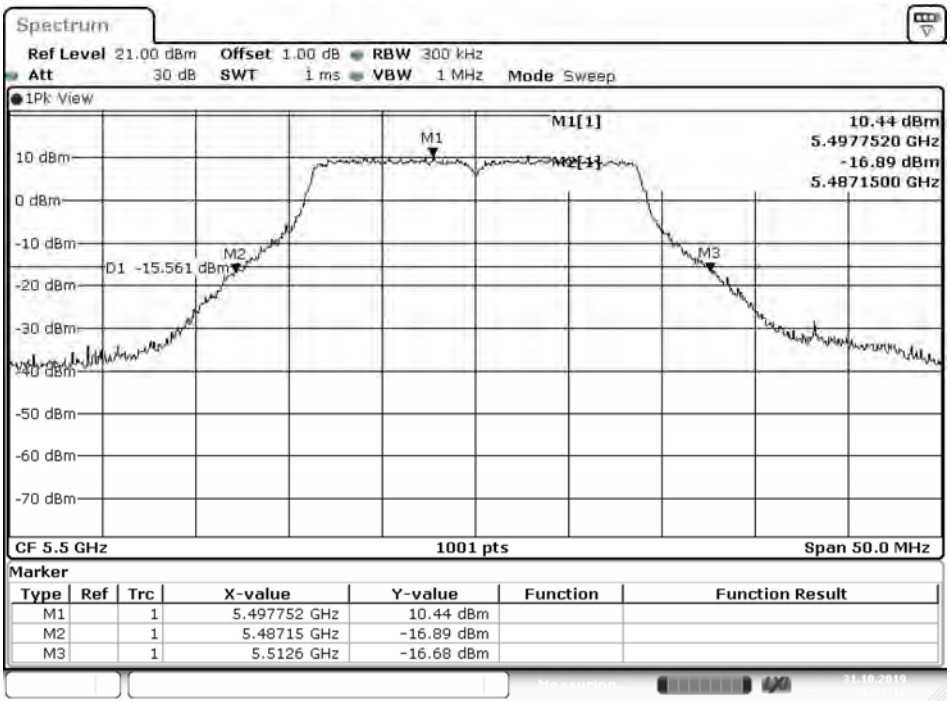

Date: 31.OCT.2019 08:02:16

Channel 116

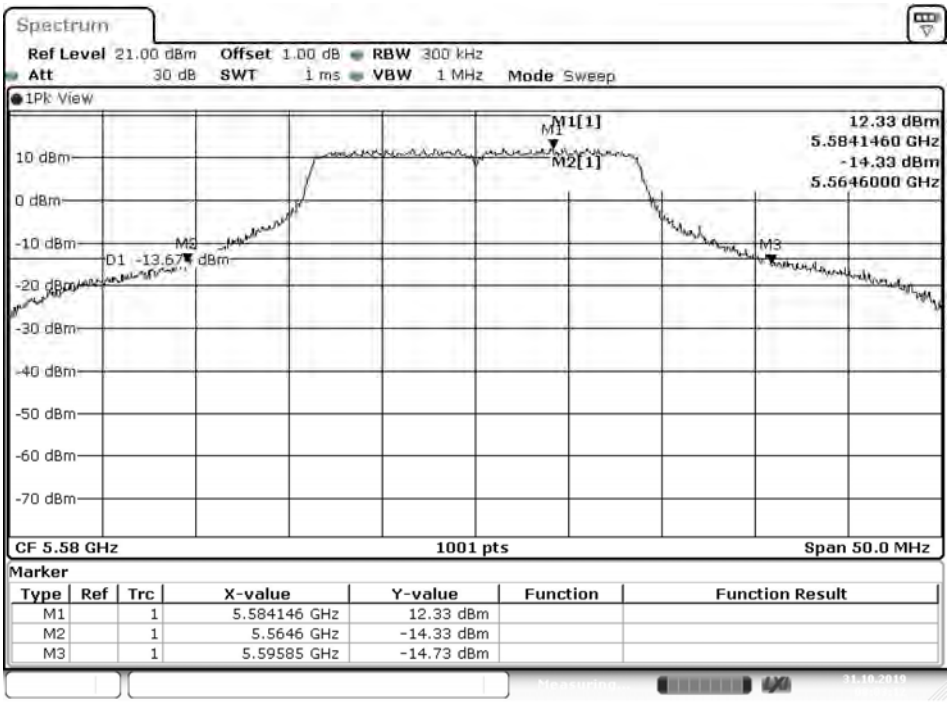

Date: 31.OCT.2019 08:03:12

Channel 140

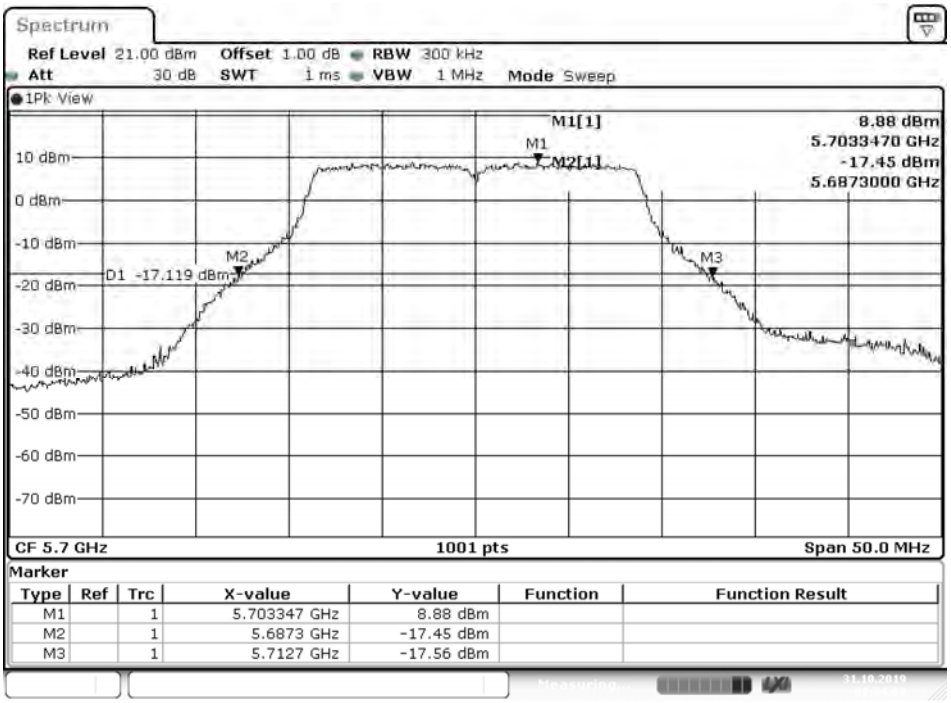

Date: 31.OCT.2019 08:04:09

Channel 144

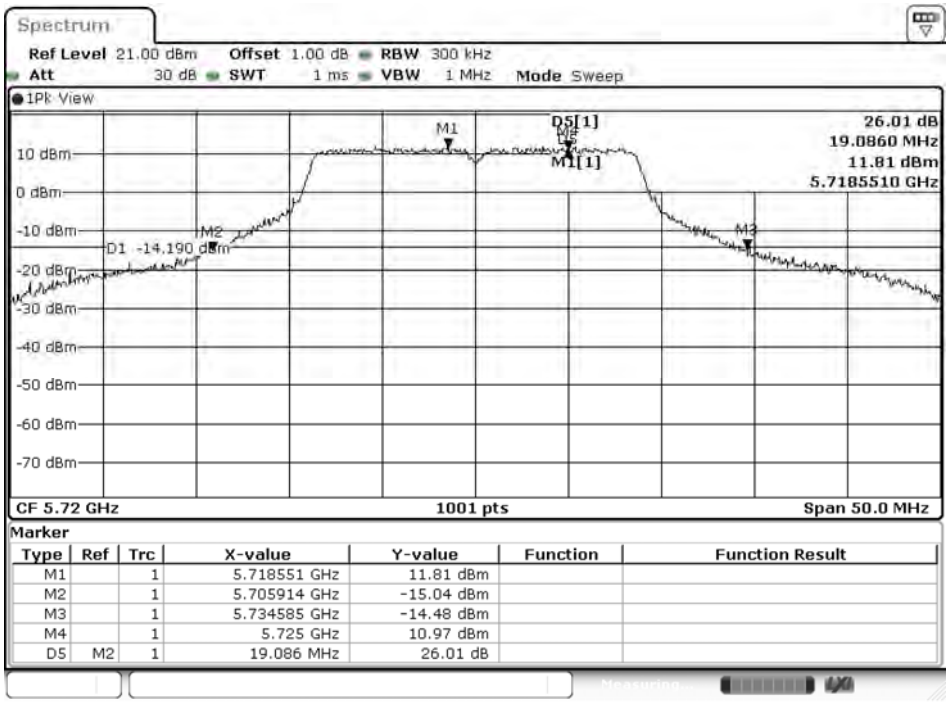

Date: 5.DEC.2019 14:55:46

99% Occupied Bandwidth:

Channel 144

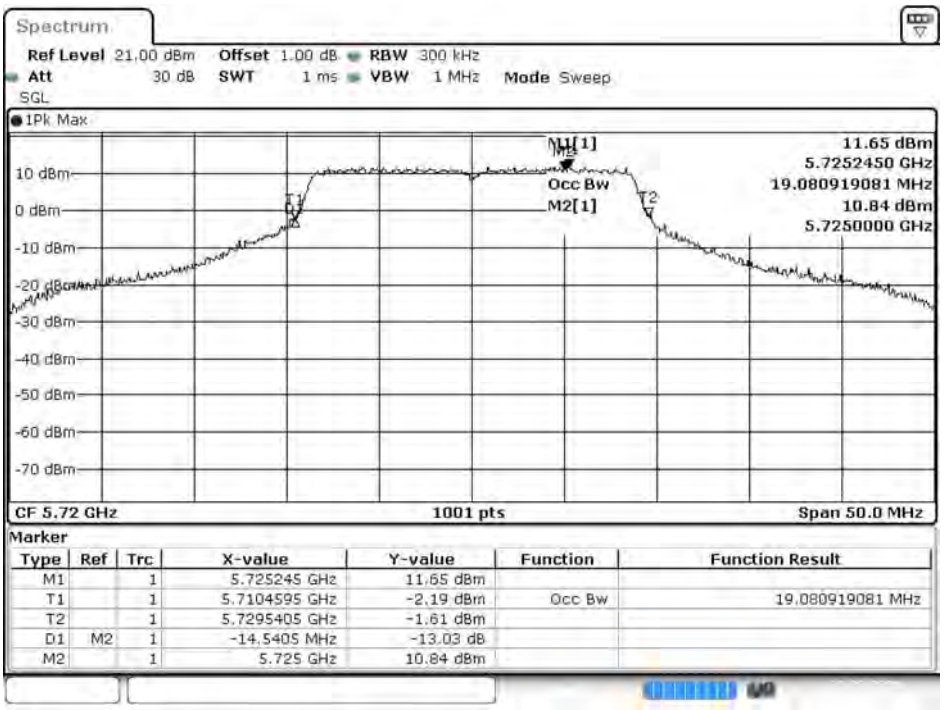

Date: 22.OCT.2019 17:31:22

Maximum conducted output power:

Channel 144 (U-NII-2C)

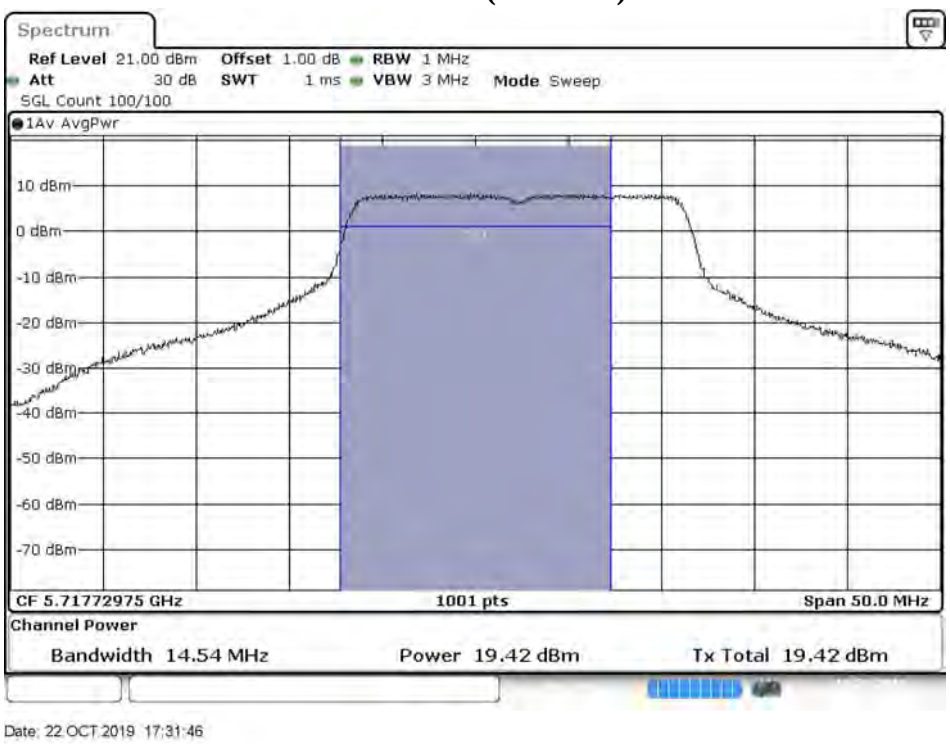

Date: 22.OCT.2019 17:31:46

Maximum conducted output power:

Channel 144 (U-NII-3)

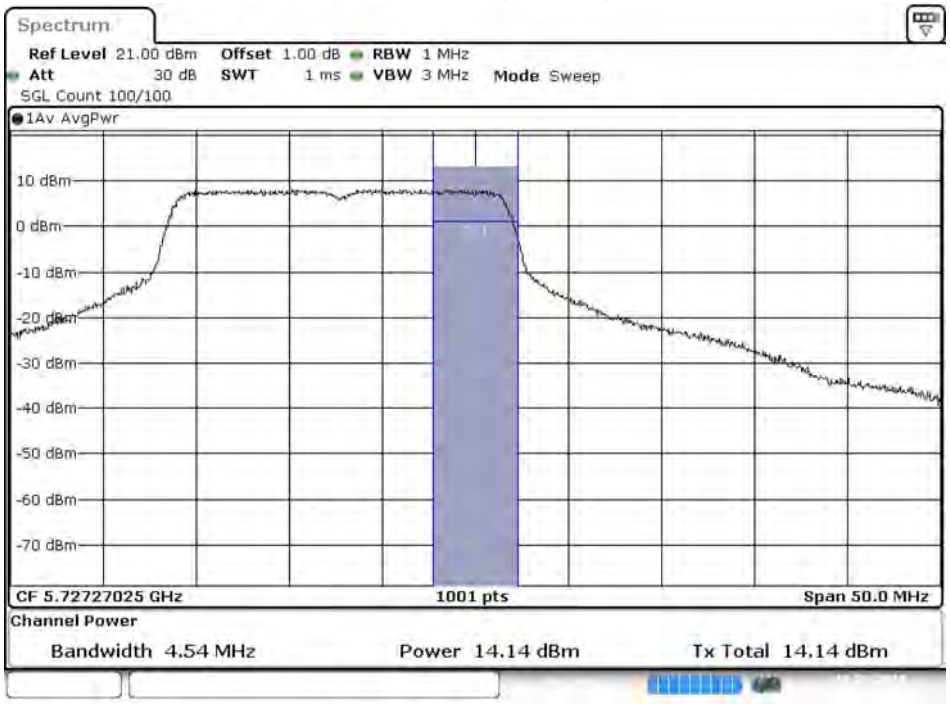

Date: 22.OCT.2019 17:32:08

Product : Intel® Wi-Fi 6 AX201
Test Item : Maximum conducted output power
Test Date : 2019/12/03
Test Mode : Mode 12 SISO B: Transmit (802.11n-40BW_15Mbps)

Cable loss=1.0dB		Maximum conducted output power							
Channel No.	Frequency (MHz)	Data Rate (Mbps)							
		15	30	45	60	90	120	135	150
		Measurement Level (dBm)							
38	5190	18.73	--	--	--	--	--	--	--
46	5230	21.11	21.04	21.01	20.97	20.92	20.87	20.82	20.77
54	5270	20.55	--	--	--	--	--	--	--
62	5310	16.94	16.90	16.87	16.80	16.74	16.69	16.64	16.59
102	5510	18.29	--	--	--	--	--	--	--
110	5550	20.92	20.86	20.79	20.74	20.70	20.66	20.59	20.56
134	5670	19.09	--	--	--	--	--	--	--
142(U-NII-2C)	5710	20.15	20.11	20.06	20.00	19.93	19.89	19.85	19.81
142(U-NII-3)	5710	10.12	10.07	10.03	9.97	9.94	9.88	9.82	9.79
151	5755	20.85	--	--	--	--	--	--	--
159	5795	21.03	20.99	20.95	20.90	20.86	20.80	20.77	20.70

Note: Maximum conducted output power Value =Reading value on average power meter + cable loss

Maximum conducted output power Measurement:

Channel No	Frequency Range (MHz)	26dB Bandwidth (MHz)	Output Power (dBm)	Output Power Limit		Result
				(dBm)	dBm+10log(BW)	
38	5190	--	18.73	24	--	Pass
46	5230	--	21.11	24	--	Pass
54	5270	79.650	20.55	24	30.01	Pass
62	5310	45.000	16.94	24	27.53	Pass
102	5510	43.400	18.29	24	27.37	Pass
110	5550	85.500	20.92	24	30.32	Pass
134	5670	45.700	19.09	24	27.60	Pass
142(U-NII-2C)	5710	47.010	20.15	24	27.72	Pass
142(U-NII-3)	5710	--	10.12	30	--	Pass
151	5755	--	20.85	30	--	Pass
159	5795	--	21.03	30	--	Pass

26dB Occupied Bandwidth:

Channel 54

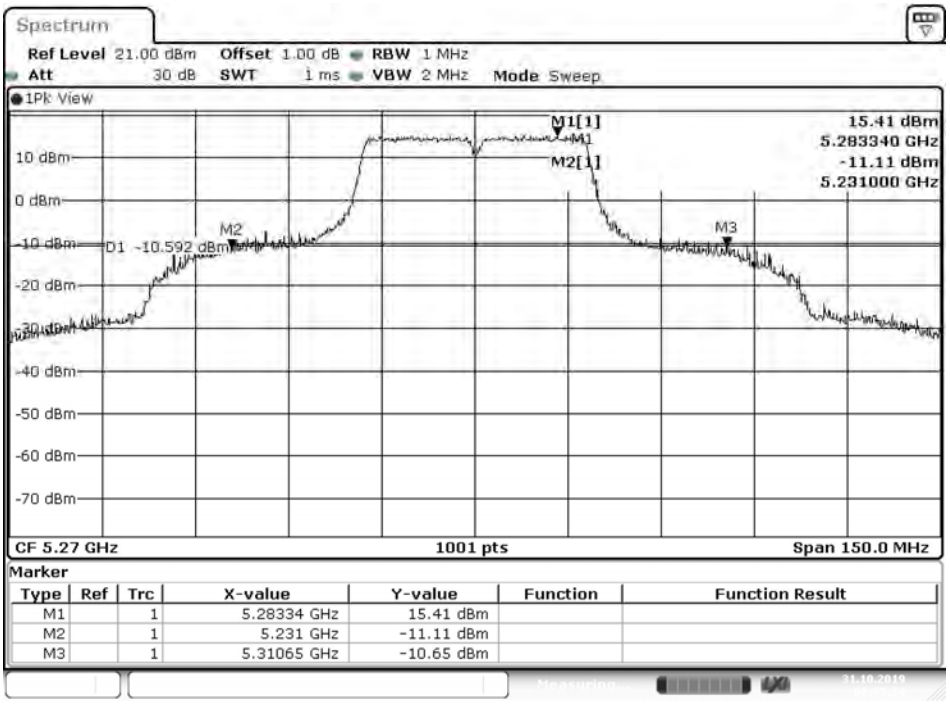

Date: 31.OCT.2019 08:05:25

Channel 62

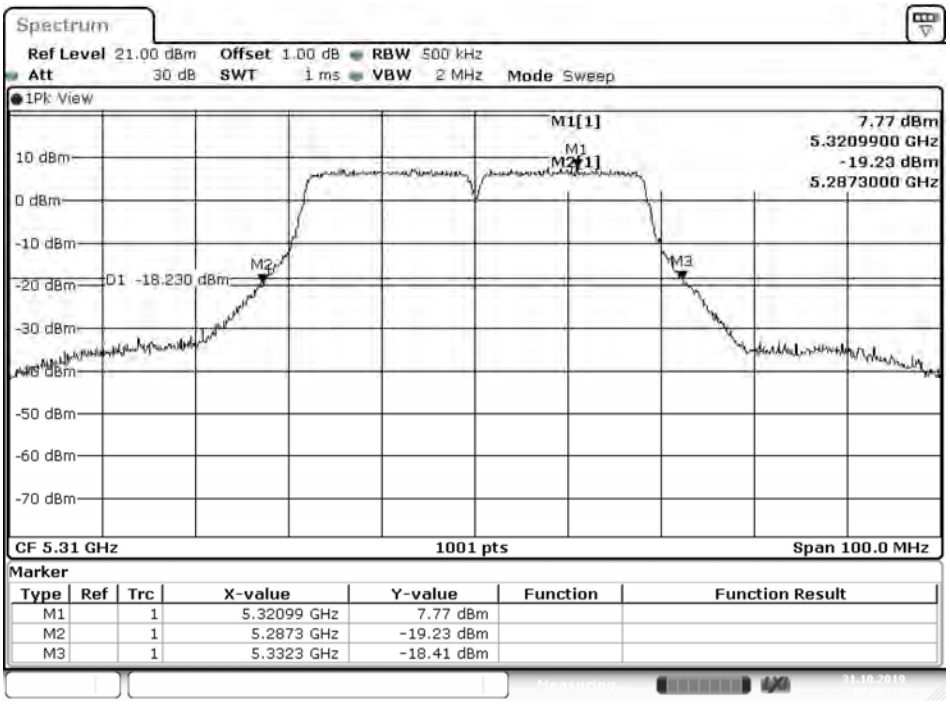

Date: 31.OCT.2019 08:06:19

Channel 102

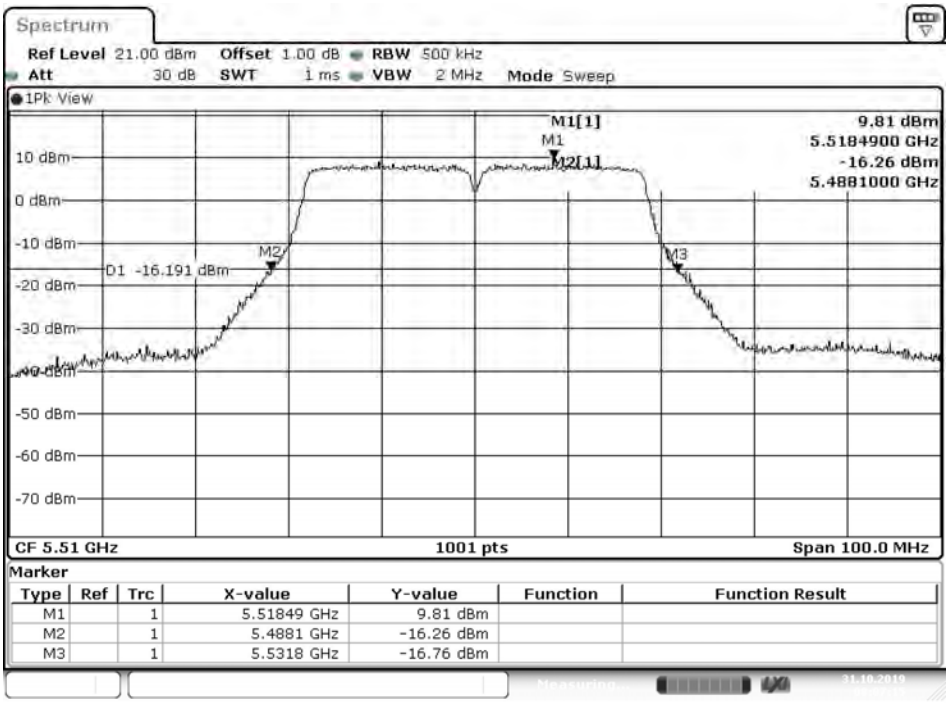

Date: 31.OCT.2019 08:07:16

Channel 110

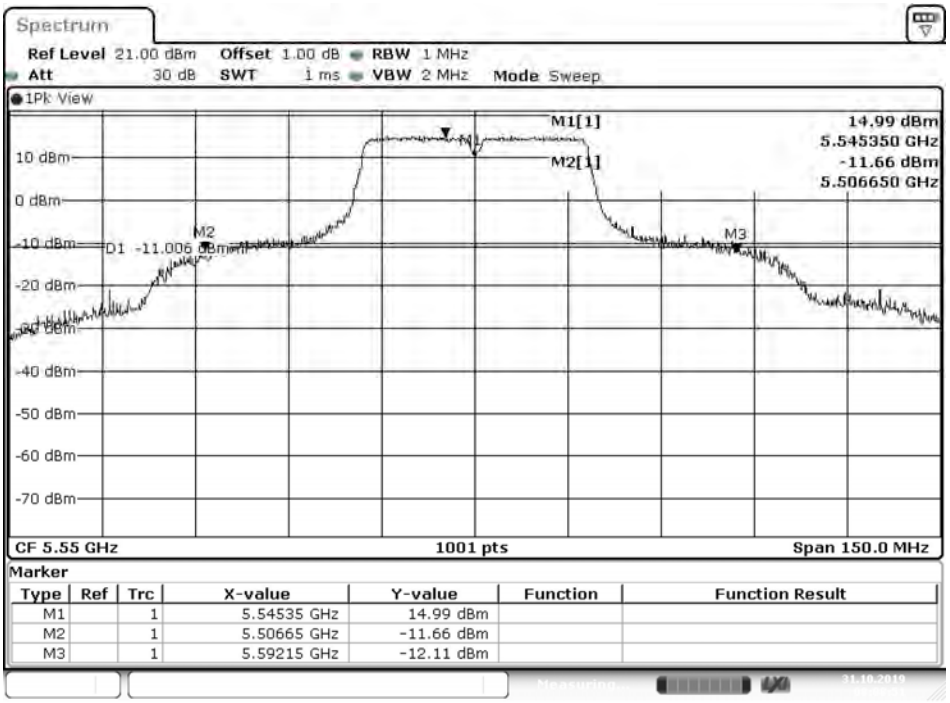

Date: 31.OCT.2019 08:08:52

Channel 134

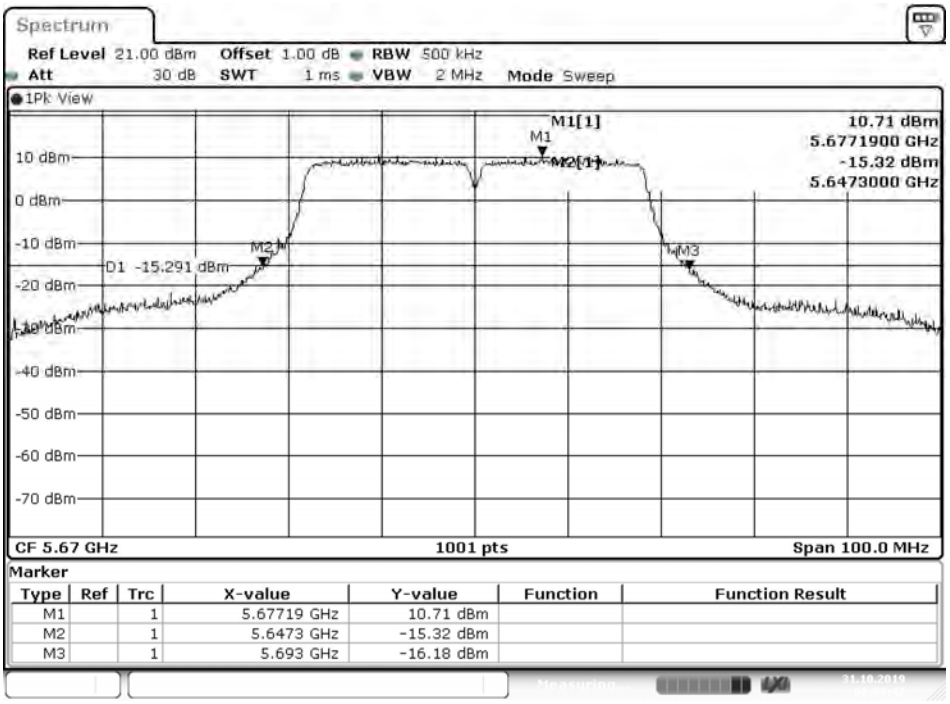

Marker

Type	Ref	Trc	X-value	Y-value	Function	Function Result
M1		1	5.67719 GHz	10.71 dBm		
M2		1	5.6473 GHz	-15.32 dBm		
M3		1	5.693 GHz	-16.18 dBm		

Date: 31.OCT.2019 08:09:47

Channel 142

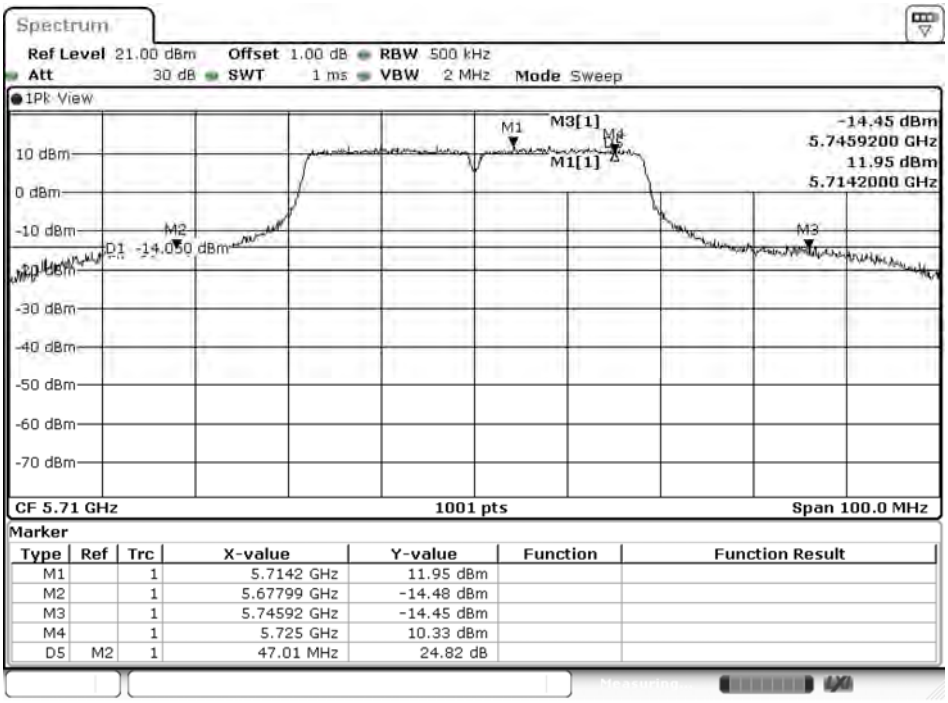

Marker

Type	Ref	Trc	X-value	Y-value	Function	Function Result
M1		1	5.7142 GHz	11.95 dBm		
M2		1	5.67799 GHz	-14.48 dBm		
M3		1	5.74592 GHz	-14.45 dBm		
M4		1	5.725 GHz	10.33 dBm		
D5	M2	1	47.01 MHz	24.82 dB		

Date: 5.DEC.2019 14:58:35

99% Occupied Bandwidth:

Channel 142

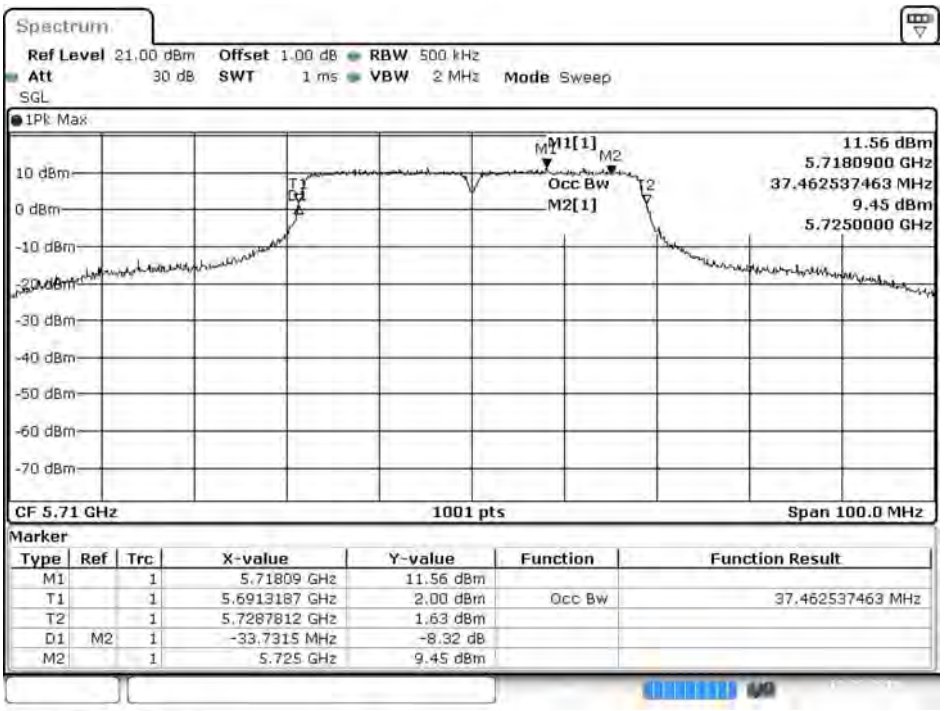

Maximum conducted output power:

Channel 142 (U-NII-2C)

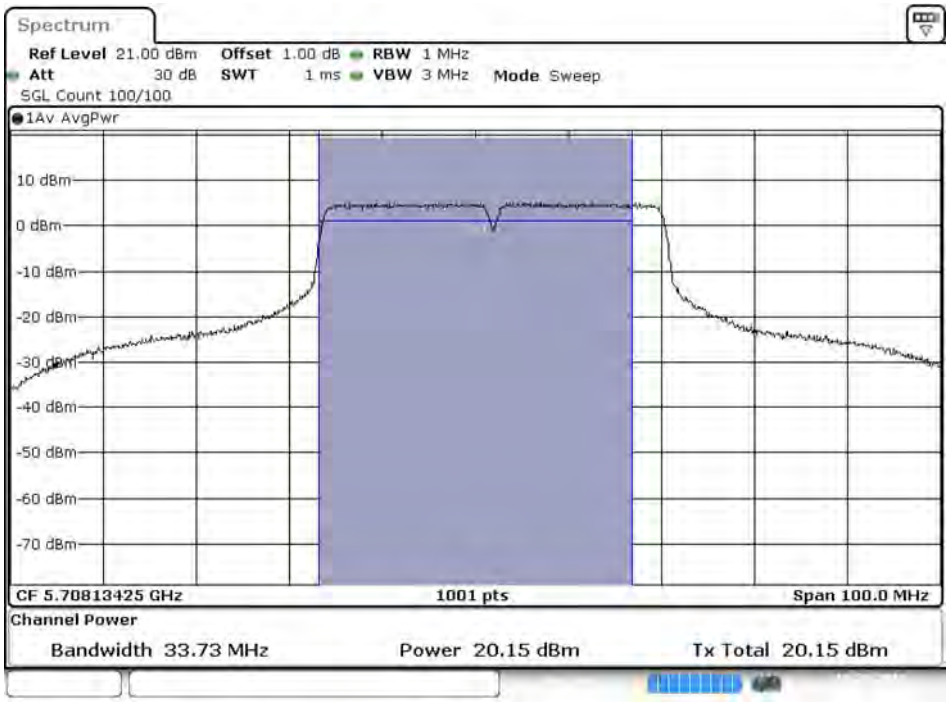

Date: 22.OCT.2019 17:33:23

Maximum conducted output power:

Channel 142 (U-NII-3)

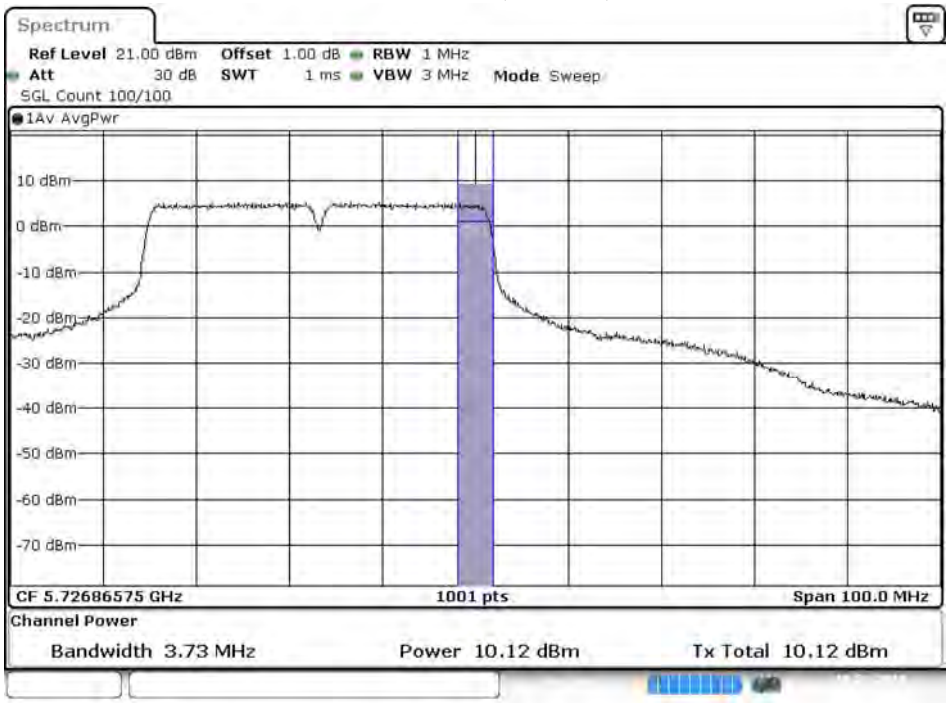

Date: 22.OCT.2019 17:33:47

Product : Intel® Wi-Fi 6 AX201
Test Item : Maximum conducted output power
Test Date : 2019/12/03
Test Mode : Mode 13 SISO B: Transmit (802.11ac-80BW_32.5Mbps)

Cable loss=1.0dB		Maximum conducted output power									
Channel No	Frequency (MHz)	Data Rate (Mbps)									
		32.5	65	97.5	130	195	260	292.5	325	390	433.3
42	5210	18.53	18.48	18.43	18.39	18.36	18.29	18.23	18.20	18.17	18.11
58	5290	17.73	17.68	17.65	17.61	17.55	17.51	17.45	17.39	17.33	17.28
106	5530	18.65	--	--	--	--	--	--	--	--	--
122	5610	19.75	19.71	19.68	19.61	19.55	19.49	19.42	19.38	19.33	19.29
138 (U-NII-2C)	5690	20.38	--	--	--	--	--	--	--	--	--
138 (U-NII-3)	5690	4.17	--	--	--	--	--	--	--	--	--
155	5775	19.30	19.23	19.20	19.17	19.12	19.05	19.00	18.96	18.90	18.84

Note: Maximum conducted output power Value =Reading value on Spectrum Analyzer + cable loss

Maximum conducted output power Measurement:

Channel No	Frequency Range (MHz)	26dB Bandwidth (MHz)	Output Power (dBm)	Output Power Limit		Result
				(dBm)	dBm+10log(BW)	
42	5210	--	18.53	24	--	Pass
58	5290	86.400	17.73	24	30.37	Pass
106	5530	85.000	18.65	24	30.29	Pass
122	5610	88.600	19.75	24	30.47	Pass
138 (U-NII-2C)	5690	77.880	20.38	24	29.91	Pass
138 (U-NII-3)	5690	--	4.17	30	--	Pass
155	5775	--	19.30	30	--	Pass

26dB Occupied Bandwidth:

Channel 58

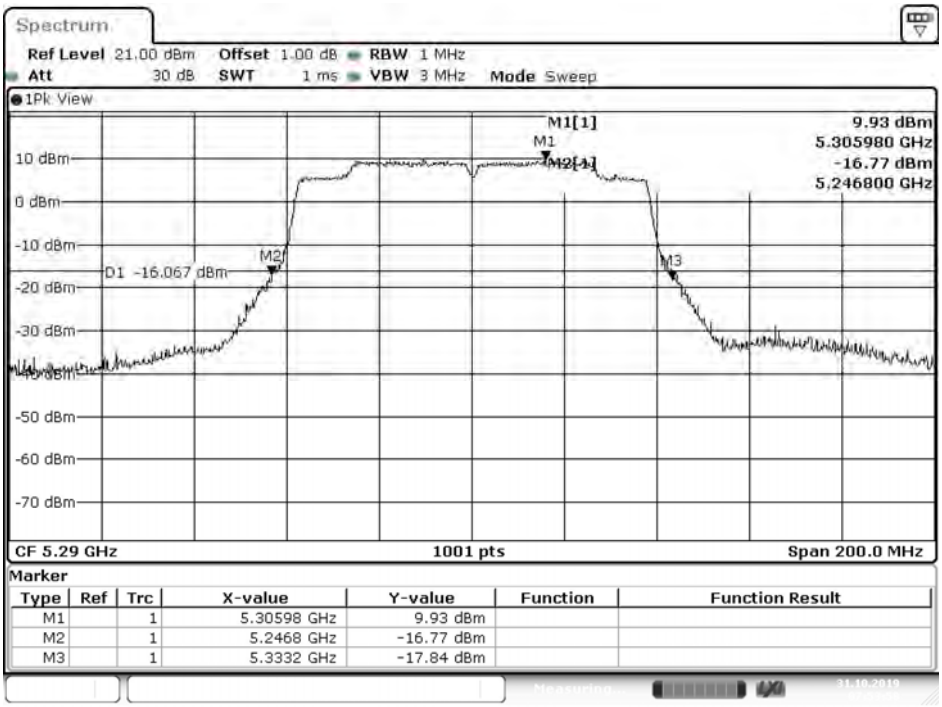

Date: 31.OCT.2019 07:53:58

Channel 106

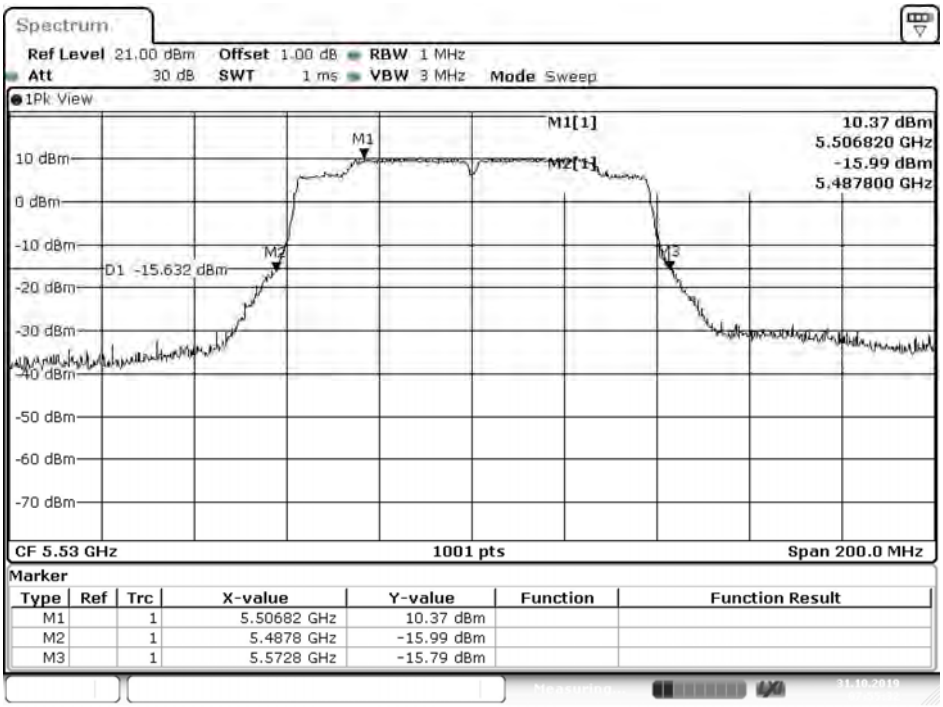

Date: 31.OCT.2019 07:55:33

Channel 122

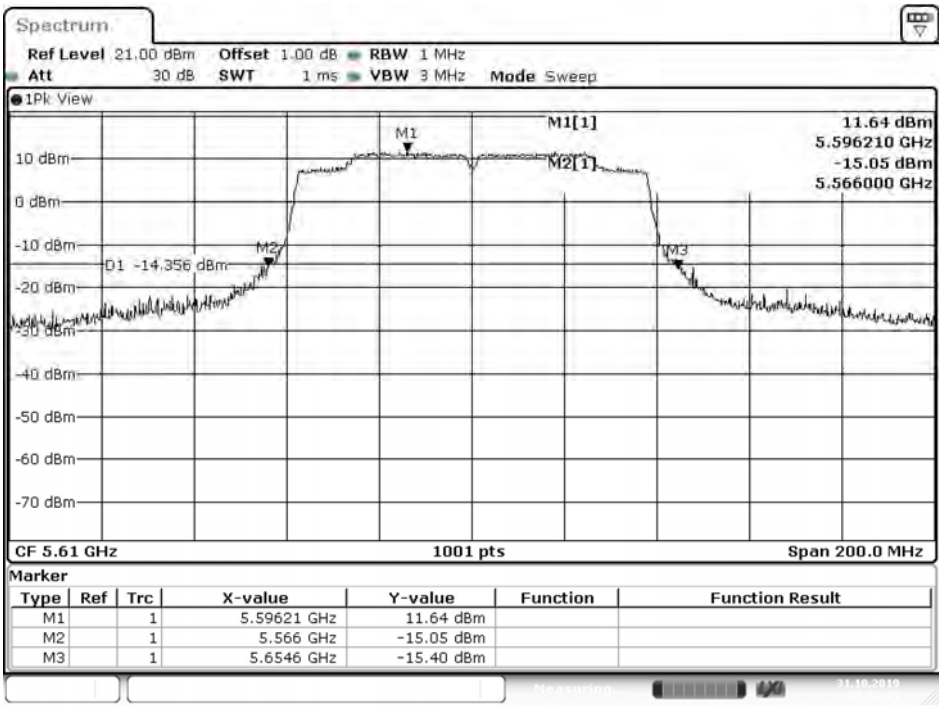

Date: 31.OCT.2019 07:56:35

Channel 138

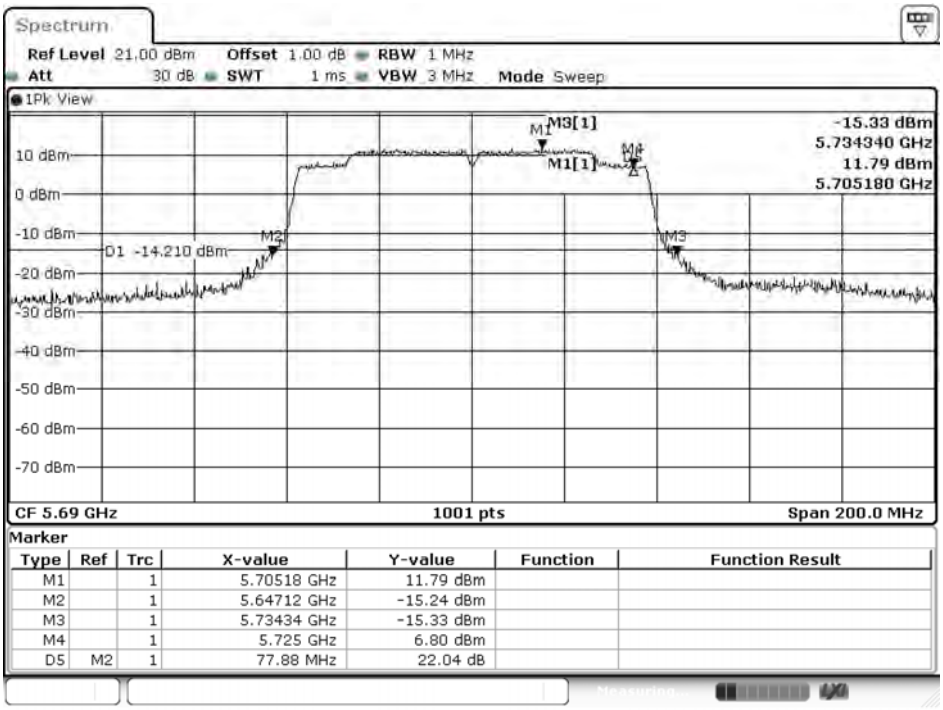

Date: 5.DEC.2019 15:02:41

99% Occupied Bandwidth:

Channel 138

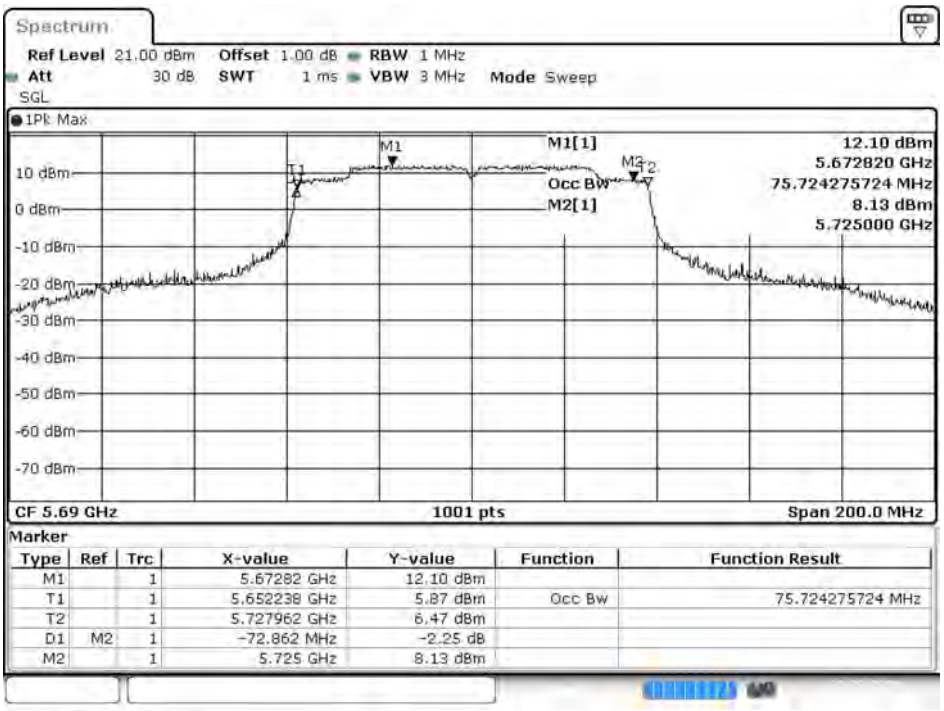

Maximum conducted output power:

Channel 138 (U-NII-2C)

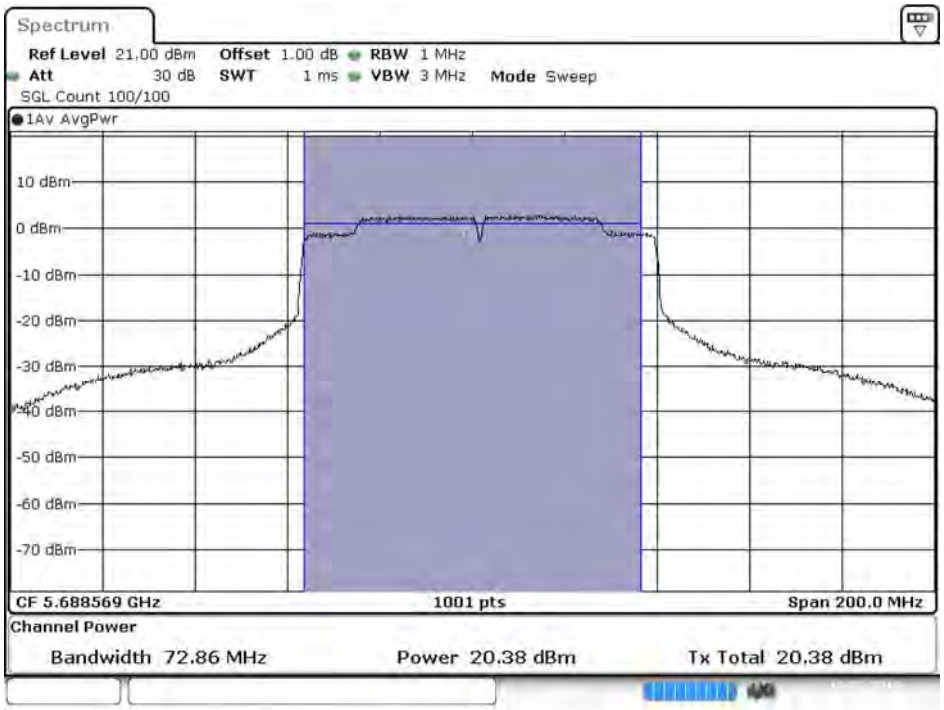

Date: 22.OCT.2019 17:38:22

Maximum conducted output power:

Channel 138 (U-NII-3)

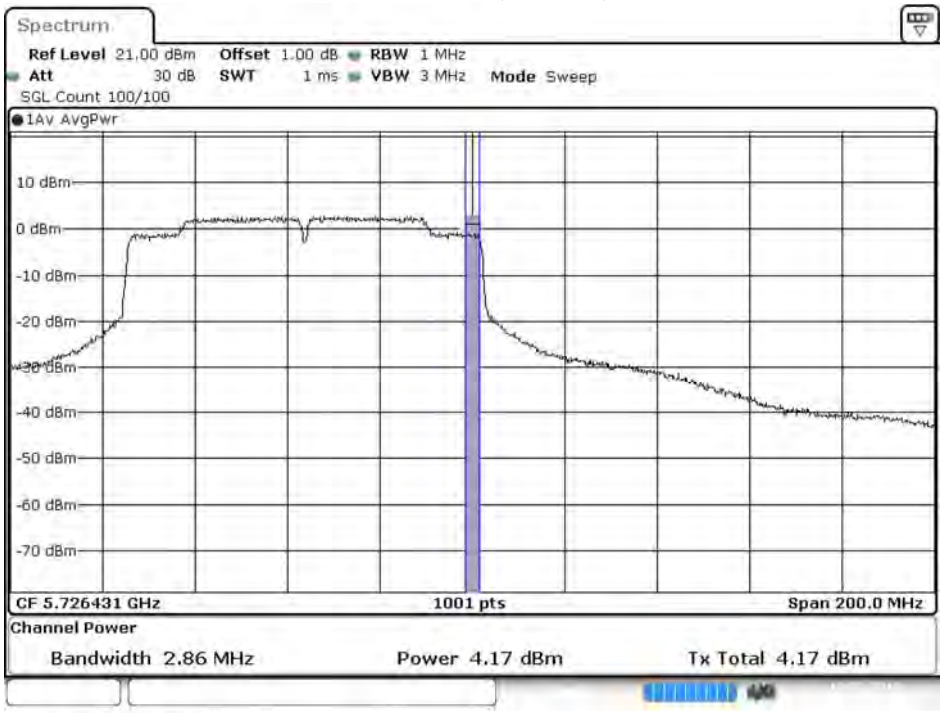

Date: 22.OCT.2019 17:38:46

Product : Intel® Wi-Fi 6 AX201
Test Item : Maximum conducted output power
Test Date : 2019/12/03
Test Mode : Mode 14 SISO B: Transmit (802.11ac-160BW_65Mbps)

Cable loss=1.0dB		Maximum conducted output power									
Channel No	Frequency (MHz)	Data Rate (Mbps)									
		65	130	195	260	390	520	585	650	780	866.7
50 (U-NII-1)	5250	11.75	11.72	11.67	11.62	11.57	11.53	11.50	11.45	11.40	11.35
50 (U-NII-2A)	5250	11.52	11.46	11.42	11.37	11.31	11.25	11.18	11.14	11.08	11.04
114	5570	15.11	15.06	15.00	14.95	14.89	14.83	14.78	14.73	14.67	14.63

Note: Maximum conducted output power Value =Reading value on Spectrum Analyzer + cable loss

Maximum conducted output power Measurement:

Channel No	Frequency Range (MHz)	26dB Bandwidth (MHz)	Output Power (dBm)	Output Power Limit		Result
				(dBm)	dBm+10log(BW)	
50 (U-NII-1)	5250	--	11.75	24	--	Pass
50 (U-NII-2A)	5250	82.600	11.52	24	30.17	Pass
114	5570	164.850	15.11	24	33.17	Pass

26dB Occupied Bandwidth:

Channel 50

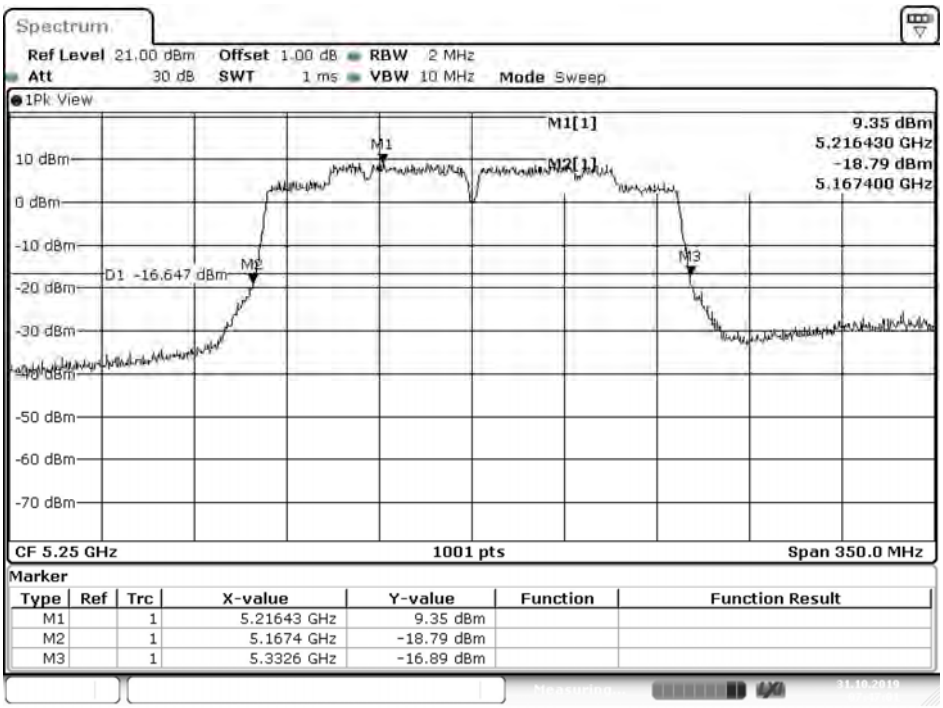

Date: 31.OCT.2019 07:47:01

Channel 114

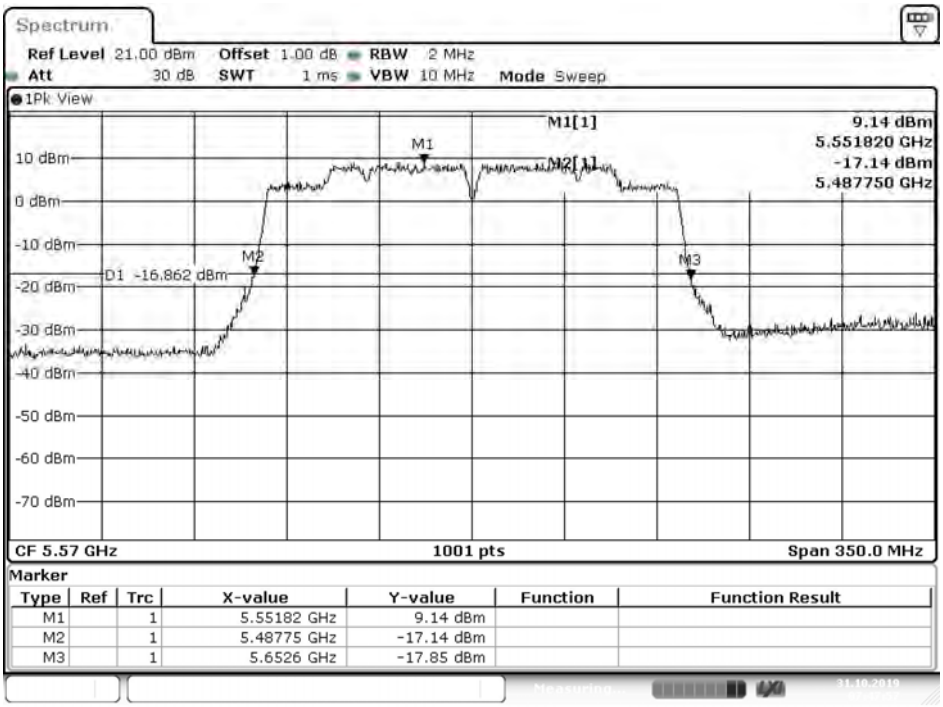

Date: 31.OCT.2019 07:47:57

99% Occupied Bandwidth:

Channel 50

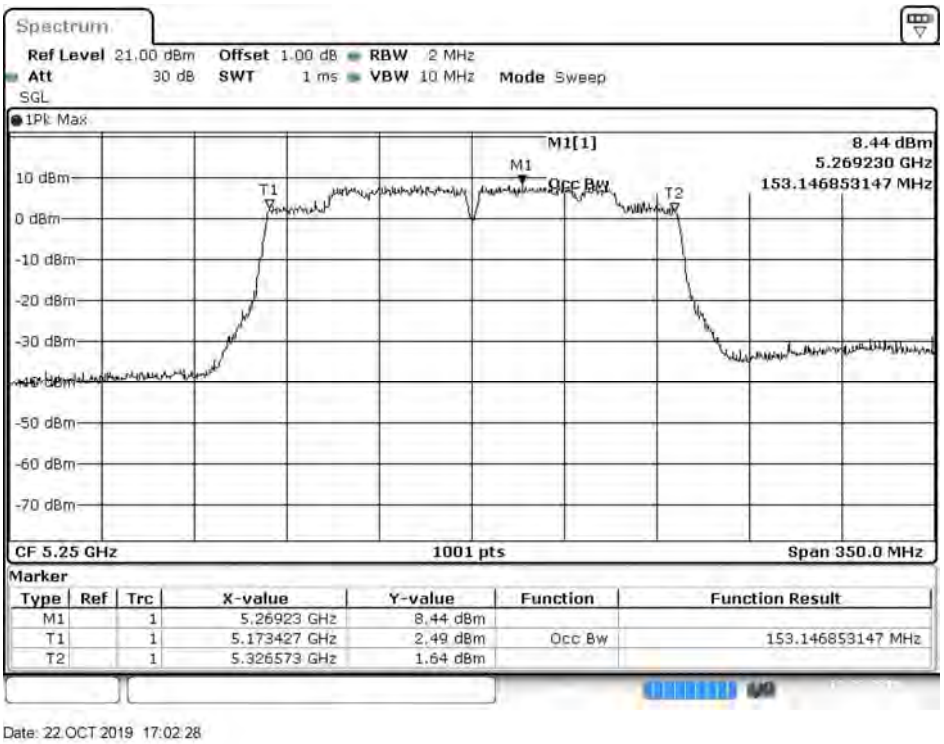

Maximum conducted output power:

Channel 50 (U-NII-1)

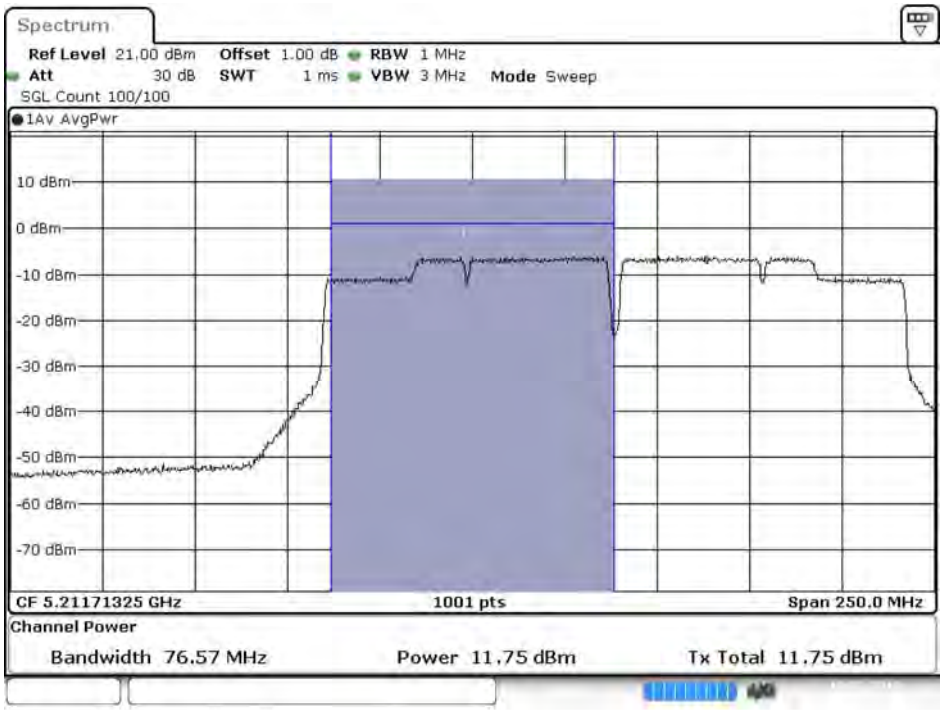

Date: 22.OCT.2019 17:02:51

Maximum conducted output power:

Channel 50 (U-NII-2A)

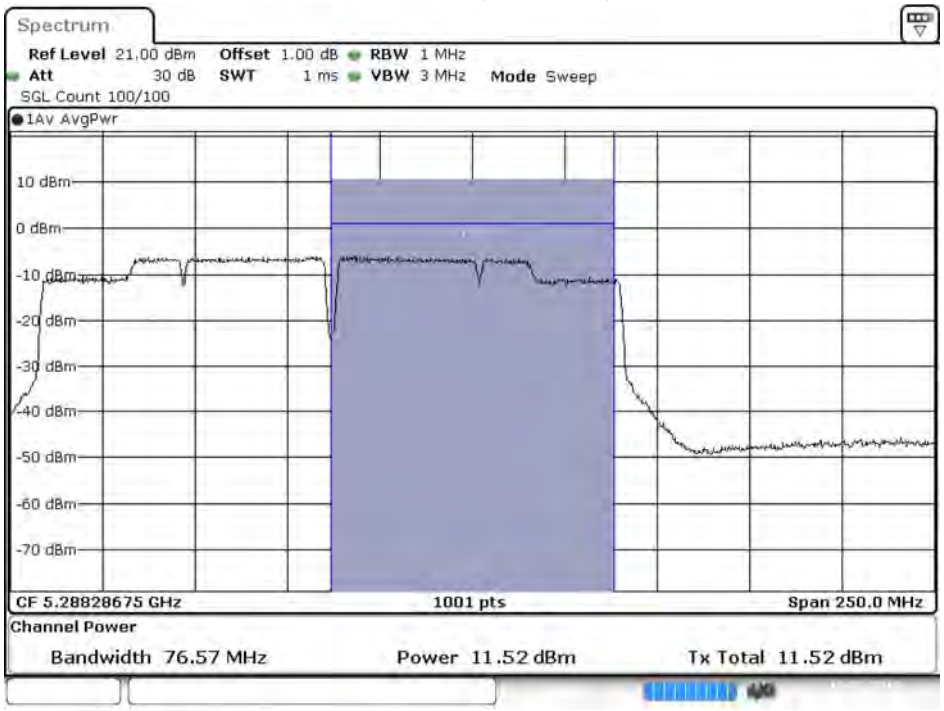

Date: 22.OCT.2019 17:03:15

Product : Intel® Wi-Fi 6 AX201
Test Item : Maximum conducted output power
Test Date : 2019/10/24
Test Mode : Mode 19 MIMO: Transmit (802.11n-20BW_14.4Mbps)

Chain A

Cable loss=1.0dB		Maximum conducted output power							
Channel No.	Frequency (MHz)	Data Rate (Mbps)							
		14.4	28.9	43.3	57.8	86.7	115.6	130	144.4
36	5180	15.98	--	--	--	--	--	--	--
44	5220	16.75	16.69	16.63	16.57	16.51	16.46	16.39	16.34
48	5240	17.94	--	--	--	--	--	--	--
52	5260	18.05	--	--	--	--	--	--	--
60	5300	17.96	17.91	17.86	17.83	17.79	17.74	17.69	17.63
64	5320	15.95	--	--	--	--	--	--	--
100	5500	15.83	--	--	--	--	--	--	--
116	5580	18.21	18.14	18.09	18.05	18.02	17.95	17.91	17.85
140	5700	15.39	--	--	--	--	--	--	--
144(U-NII-2C)	5720	17.23	17.19	17.14	17.10	17.05	17.01	16.95	16.90
144(U-NII-3)	5720	11.88	11.83	11.76	11.70	11.66	11.61	11.56	11.49
149	5745	17.73	--	--	--	--	--	--	--
157	5785	17.87	17.82	17.75	17.70	17.65	17.61	17.55	17.51
165	5825	17.96	--	--	--	--	--	--	--

Note: Maximum conducted output power Value =Reading value on average power meter + cable loss

Chain B

Cable loss=1.0dB		Maximum conducted output power							
Channel No.	Frequency (MHz)	Data Rate (Mbps)							
		14.4	28.9	43.3	57.8	86.7	115.6	130	144.4
36	5180	15.92	--	--	--	--	--	--	--
44	5220	16.89	16.84	16.80	16.75	16.70	16.64	16.60	16.55
48	5240	17.91	--	--	--	--	--	--	--
52	5260	17.94	--	--	--	--	--	--	--
60	5300	17.92	17.88	17.83	17.76	17.71	17.67	17.61	17.55
64	5320	15.93	--	--	--	--	--	--	--
100	5500	15.85	--	--	--	--	--	--	--
116	5580	18.17	18.12	18.05	17.99	17.94	17.90	17.85	17.79
140	5700	15.33	--	--	--	--	--	--	--
144(U-NII-2C)	5720	17.21	17.17	17.13	17.09	17.03	16.97	16.92	16.86
144(U-NII-3)	5720	11.85	11.80	11.75	11.71	11.64	11.60	11.54	11.48
149	5745	17.83	--	--	--	--	--	--	--
157	5785	17.99	17.92	17.85	17.81	17.74	17.70	17.65	17.60
165	5825	17.82	--	--	--	--	--	--	--

Note: Maximum conducted output power Value =Reading value on average power meter + cable loss

Maximum conducted output power Measurement:

Channel No	Frequency Range (MHz)	26dB Bandwidth (MHz)	Chain A Power (dBm)	Chain B Power (dBm)	Output Power (dBm)	Output Power Limit		Result
						(dBm)	dBm+10log(BW)	
36	5180	--	15.98	15.92	18.96	24	--	Pass
44	5220	--	16.75	16.89	19.83	24	--	Pass
48	5240	--	17.94	17.91	20.94	24	--	Pass
52	5260	25.050	18.05	17.94	21.01	24	24.99	Pass
60	5300	25.100	17.96	17.92	20.95	24	25.00	Pass
64	5320	25.200	15.95	15.93	18.95	24	25.01	Pass
100	5500	24.150	15.83	15.85	18.85	24	24.83	Pass
116	5580	25.550	18.21	18.17	21.20	24	25.07	Pass
140	5700	23.650	15.39	15.33	18.37	24	24.74	Pass
144(U-NII-2C)	5720	17.288	17.23	17.21	20.23	24	23.38	Pass
144(U-NII-3)	5720	--	11.88	11.85	14.88	30	--	Pass
149	5745	--	17.73	17.83	20.79	30	--	Pass
157	5785	--	17.87	17.99	20.94	30	--	Pass
165	5825	--	17.96	17.82	20.90	30	--	Pass

Note:

1. Output Power (dBm) = 10LOG (Chain A Power (mW)+ Chain B Power (mW))
2. 26dB Bandwidth is the bandwidth of chain A or chain Bwhichever is less bandwidth, output power limitation is more stringent.

26dB Occupied Bandwidth:

Channel 52 (Chain A)

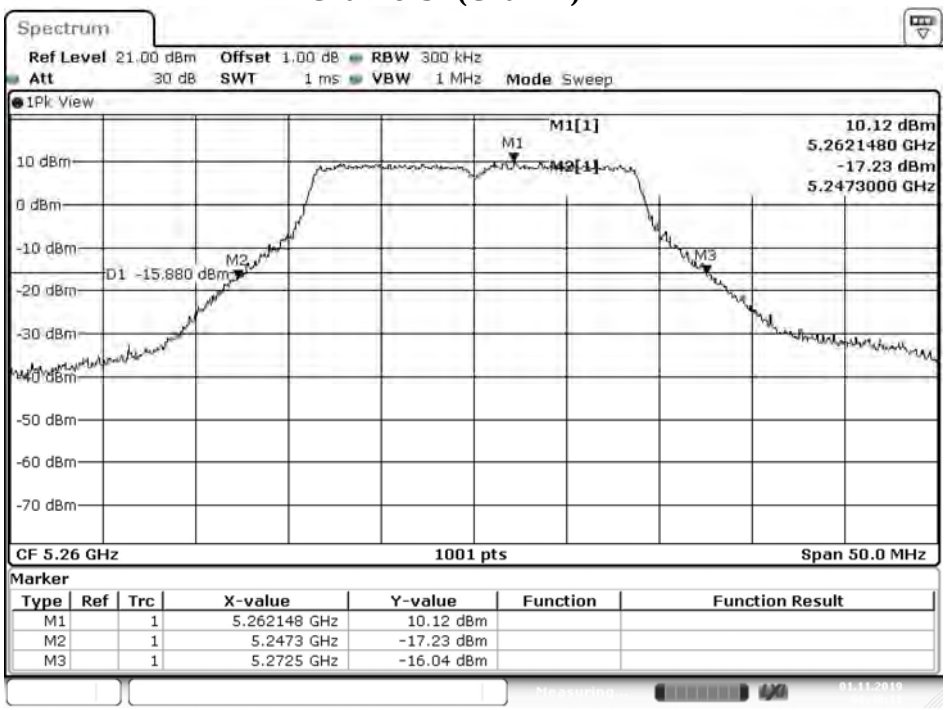

Date: 1.NOV.2019 08:40:11

Channel 52 (Chain B)

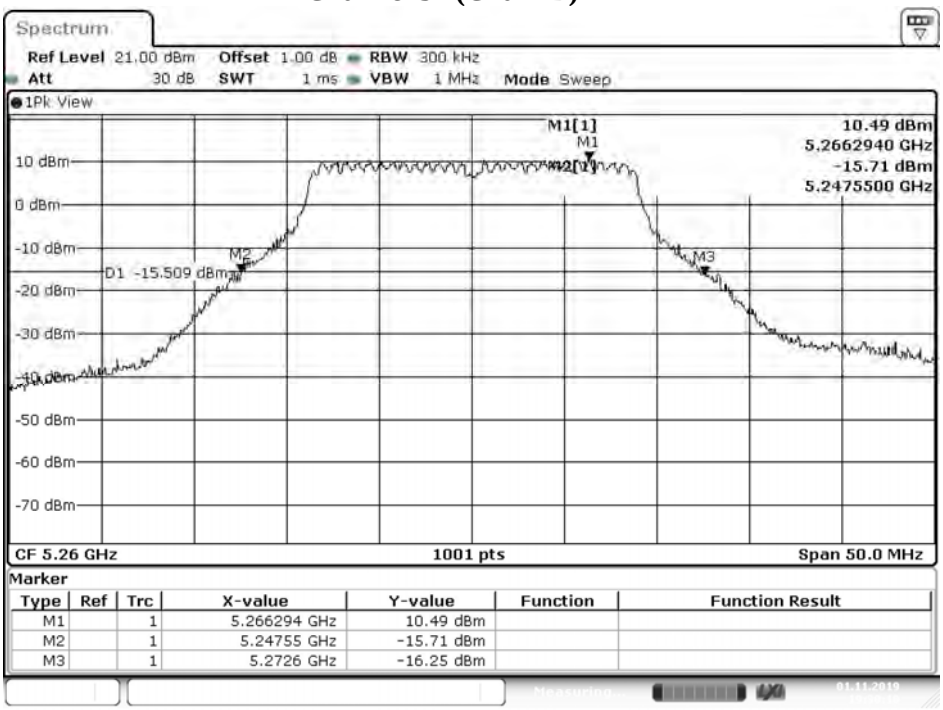

Date: 1.NOV.2019 19:30:10

Channel 60 (Chain A)

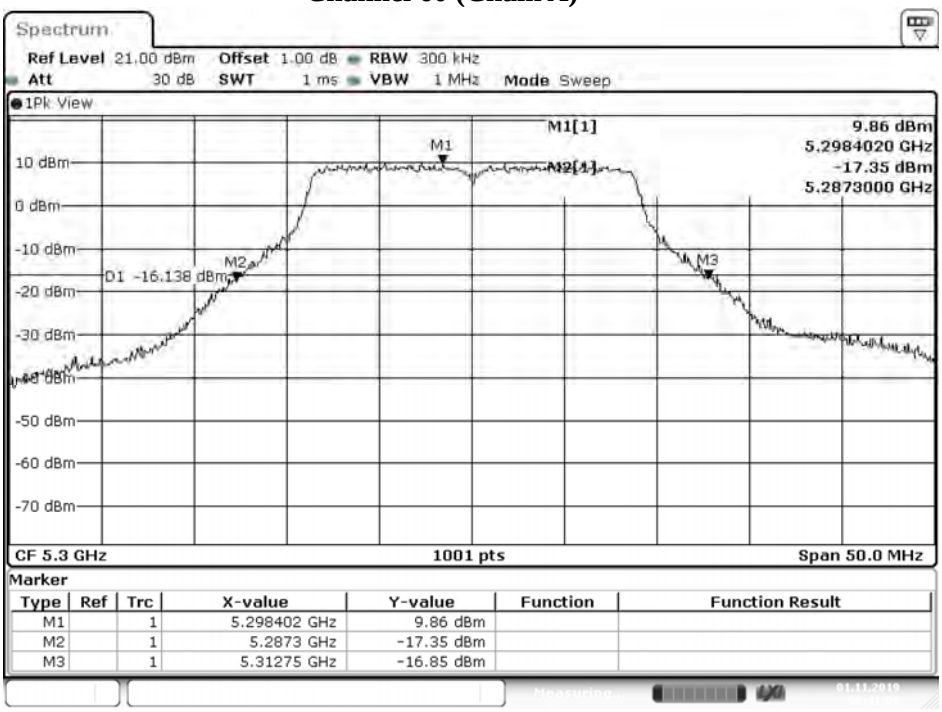

Date: 1.NOV.2019 08:41:09

Channel 60 (Chain B)

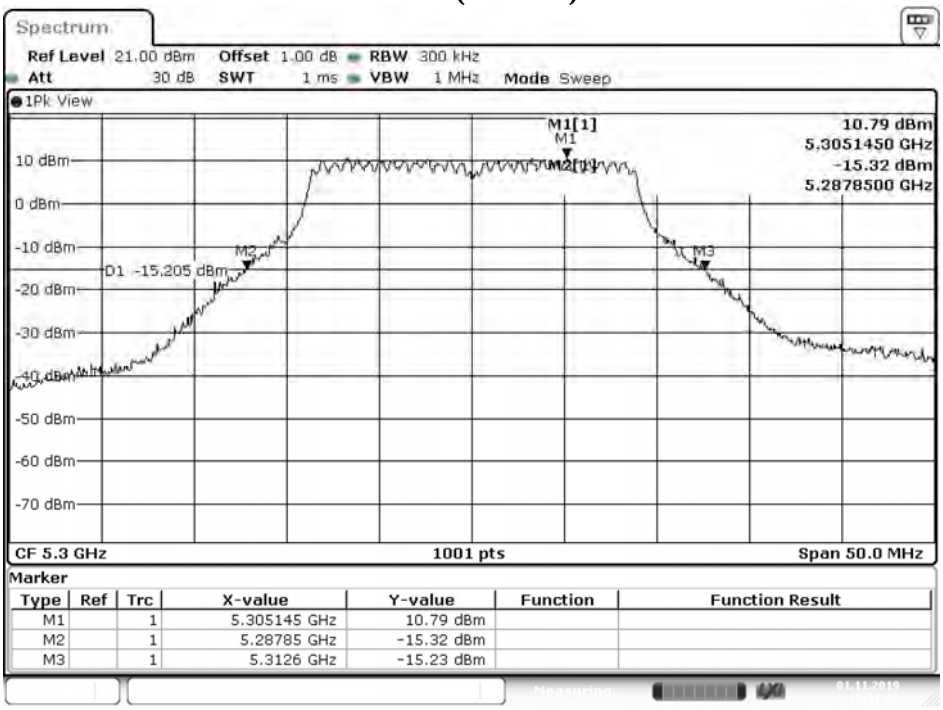

Date: 1.NOV.2019 19:31:07

Channel 64 (Chain A)

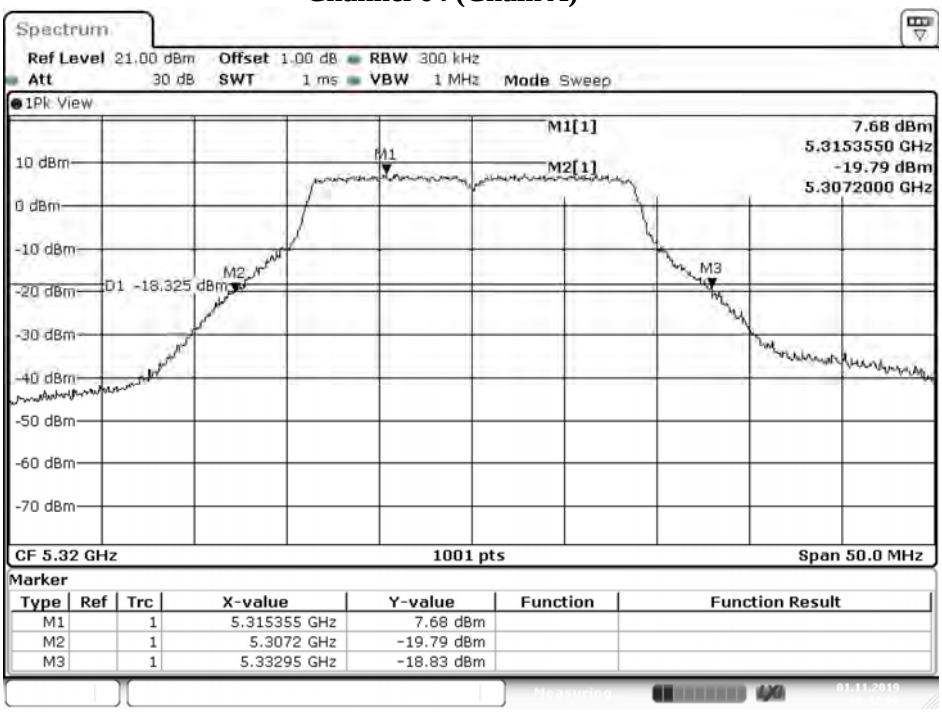

Date: 1.NOV.2019 08:42:07

Channel 64 (Chain B)

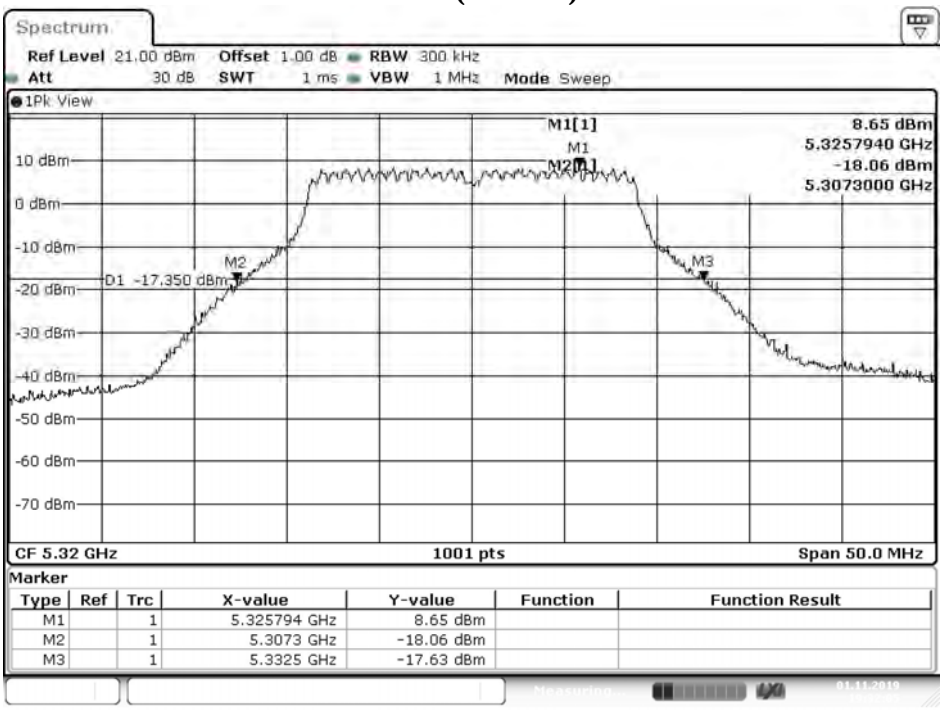

Date: 1.NOV.2019 19:32:05

Channel 100 (Chain A)

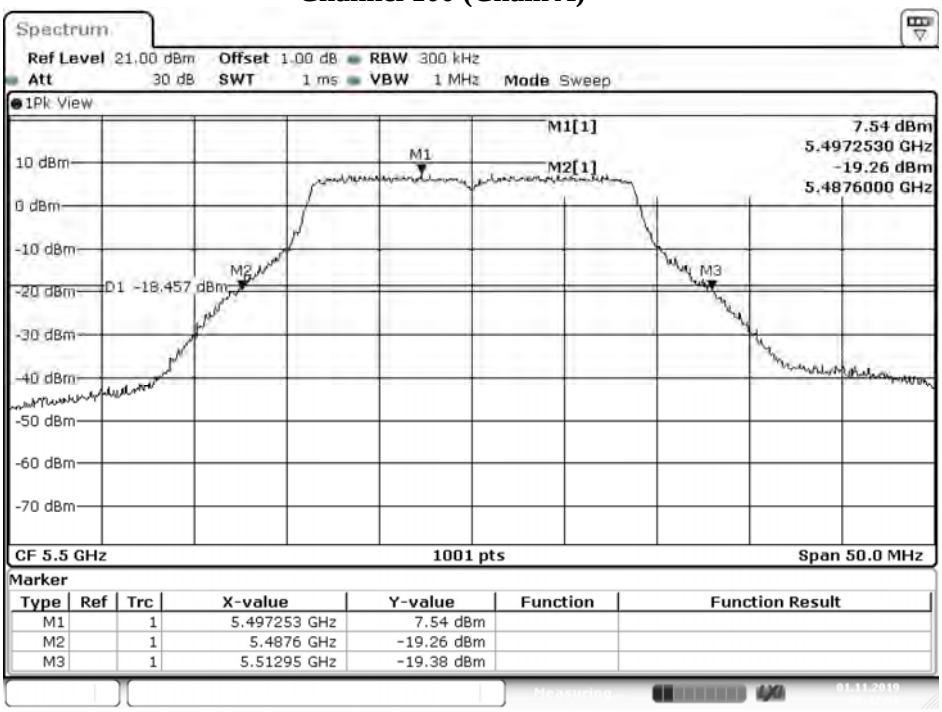

Date: 1.NOV.2019 08:42:56

Channel 100 (Chain B)

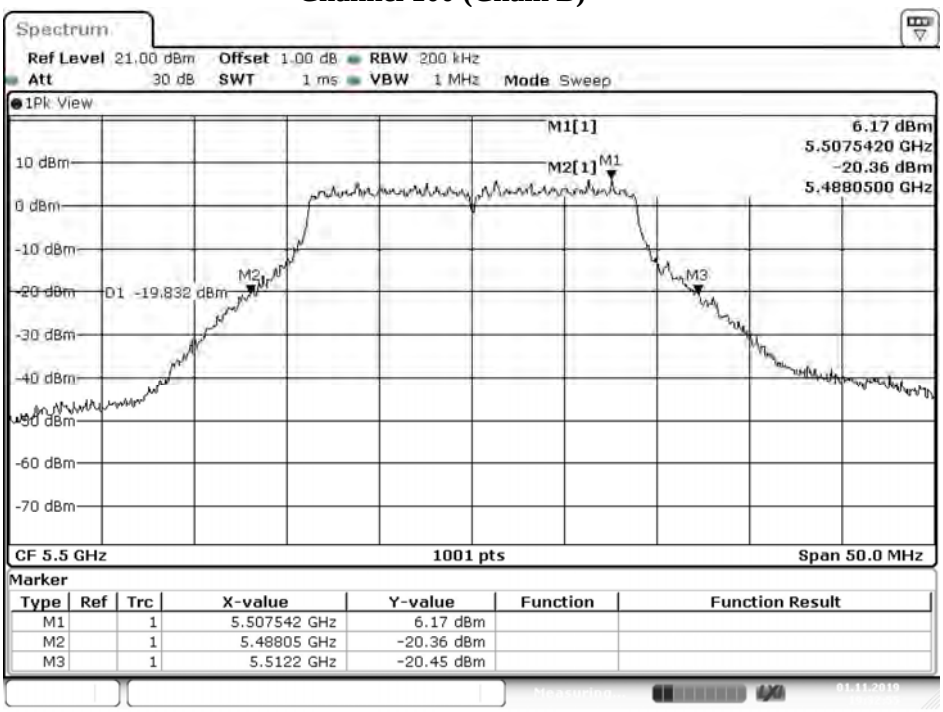

Date: 1.NOV.2019 19:32:55

Channel 116 (Chain A)

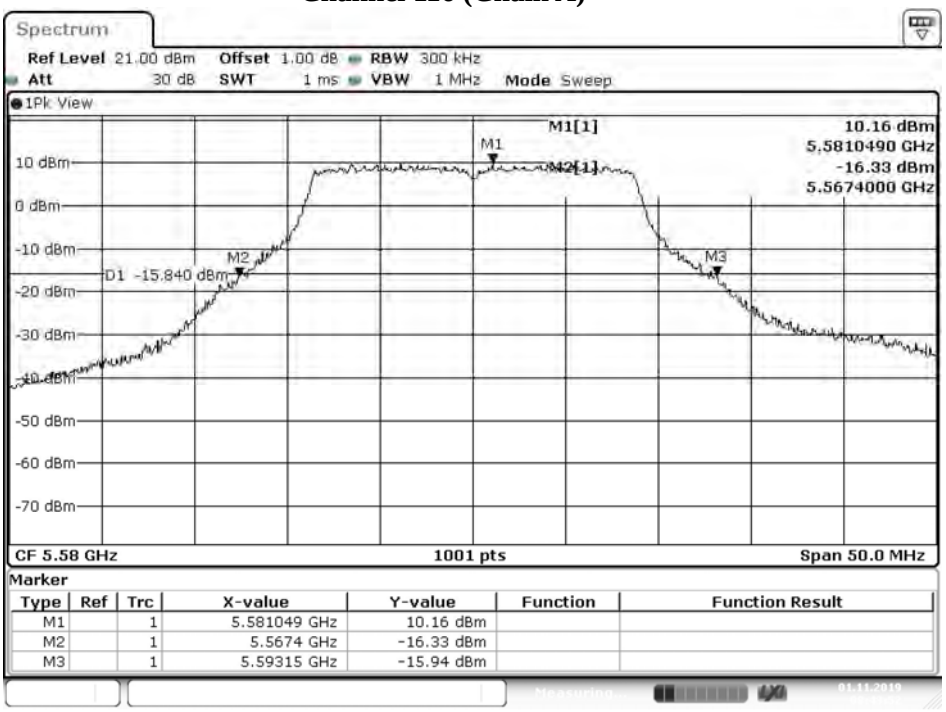

Date: 1.NOV.2019 08:43:52

Channel 116 (Chain B)

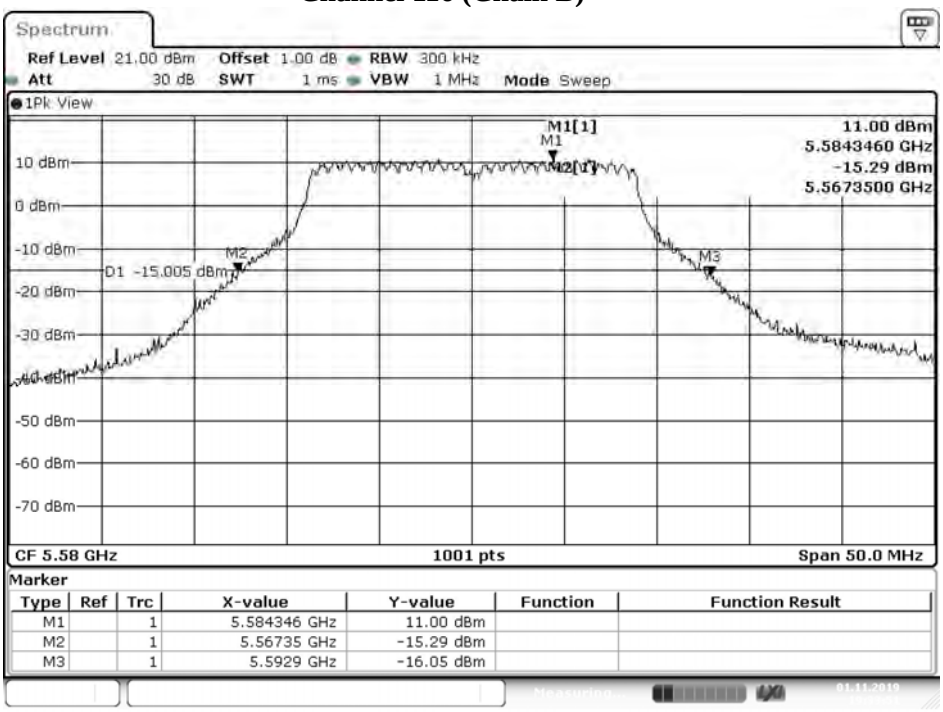

Date: 1.NOV.2019 19:33:51

Channel 140 (Chain A)

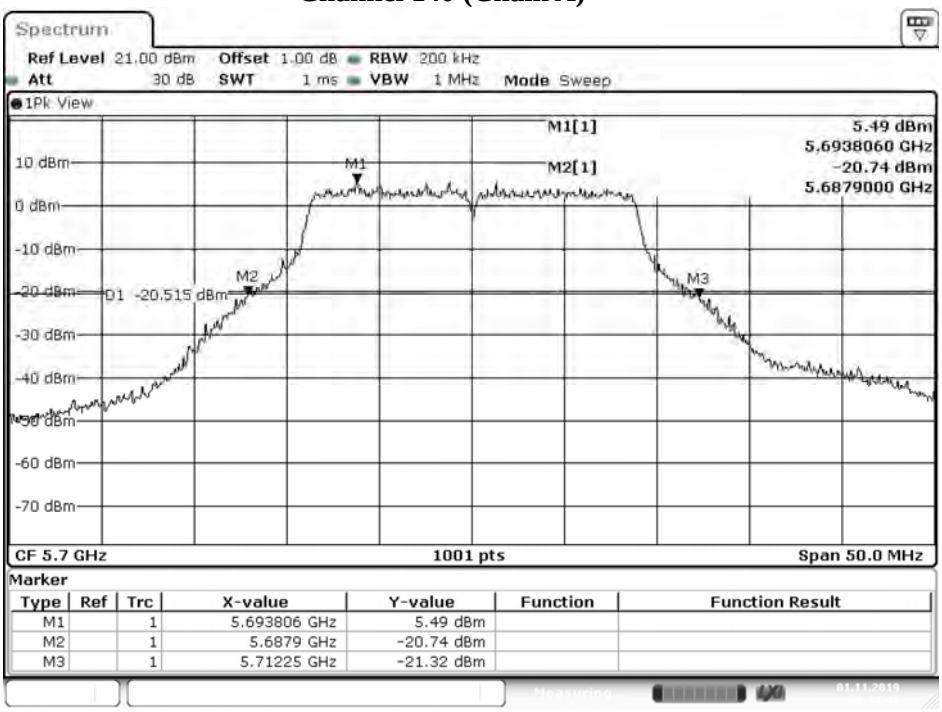

Date: 1.NOV.2019 08:44:46

Channel 140 (Chain B)

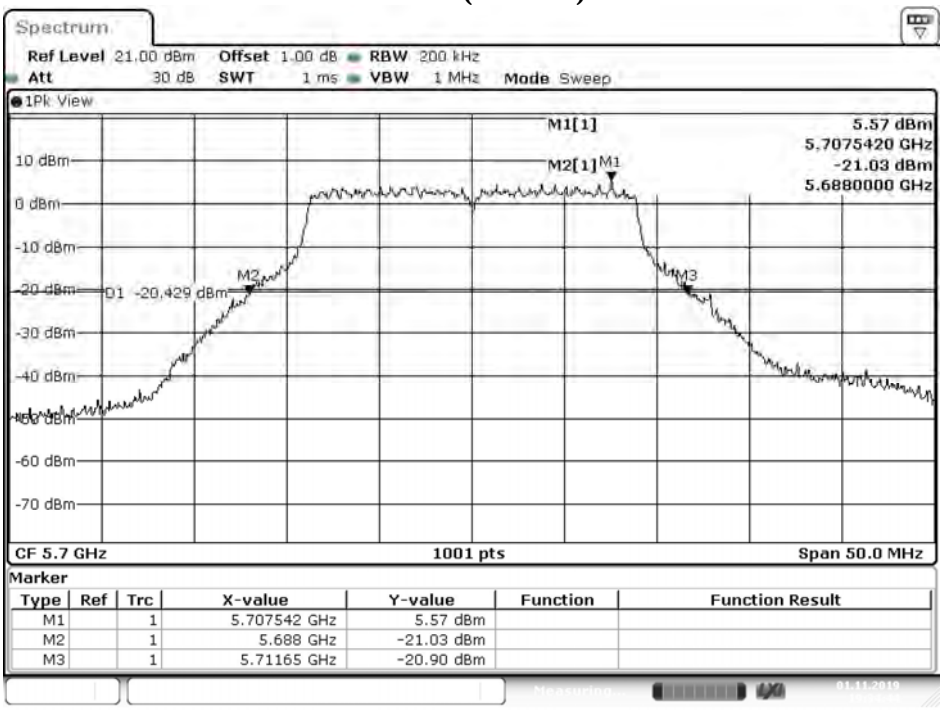

Date: 1.NOV.2019 19:34:45

Channel 144 (Chain A)

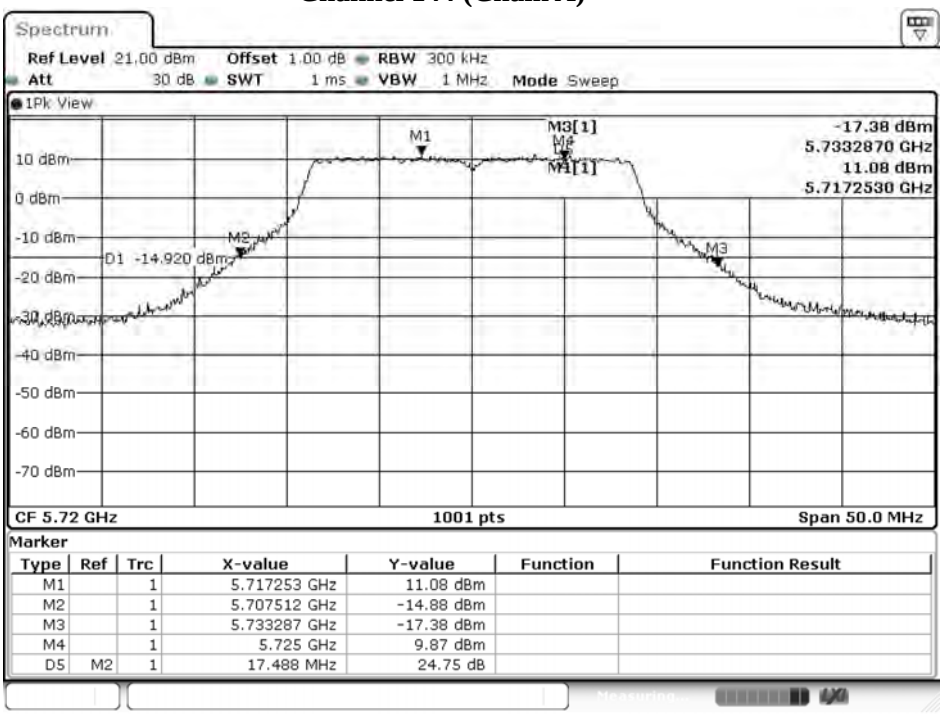

Marker

Type	Ref	Trc	X-value	Y-value	Function	Function Result
M1		1	5.717253 GHz	11.08 dBm		
M2		1	5.707512 GHz	-14.88 dBm		
M3		1	5.733287 GHz	-17.38 dBm		
M4		1	5.725 GHz	9.87 dBm		
D5	M2	1	17.488 MHz	24.75 dB		

Date: 5.DEC.2019 14:08:16

Channel 144 (Chain B)

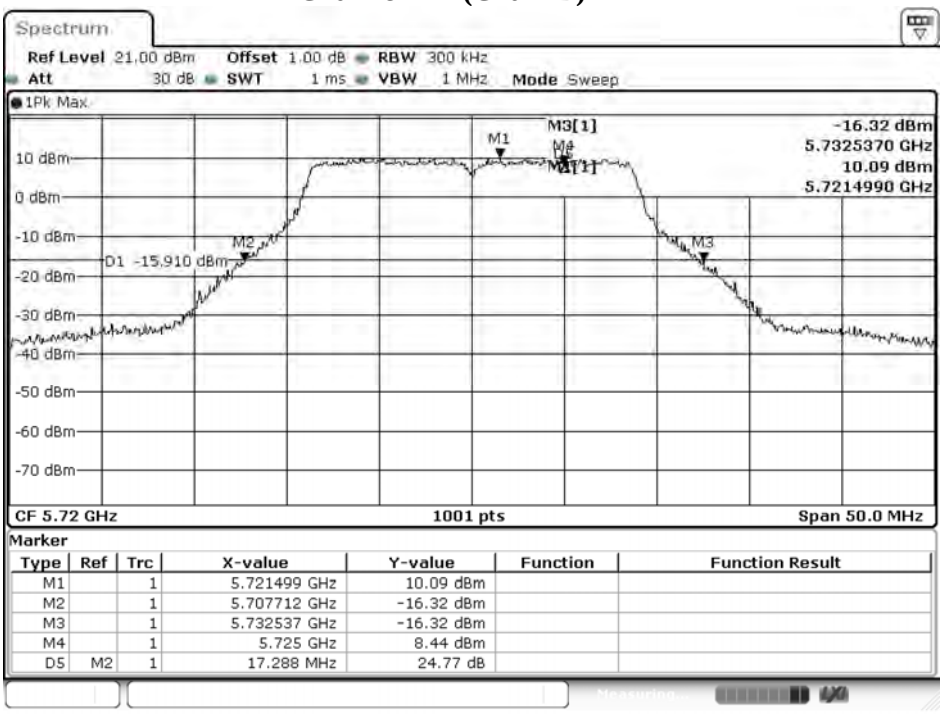

Marker

Type	Ref	Trc	X-value	Y-value	Function	Function Result
M1		1	5.721499 GHz	10.09 dBm		
M2		1	5.707712 GHz	-16.32 dBm		
M3		1	5.732537 GHz	-16.32 dBm		
M4		1	5.725 GHz	8.44 dBm		
D5	M2	1	17.288 MHz	24.77 dB		

Date: 5.DEC.2019 14:11:23

99% Occupied Bandwidth:

Channel 144 (Chain A)

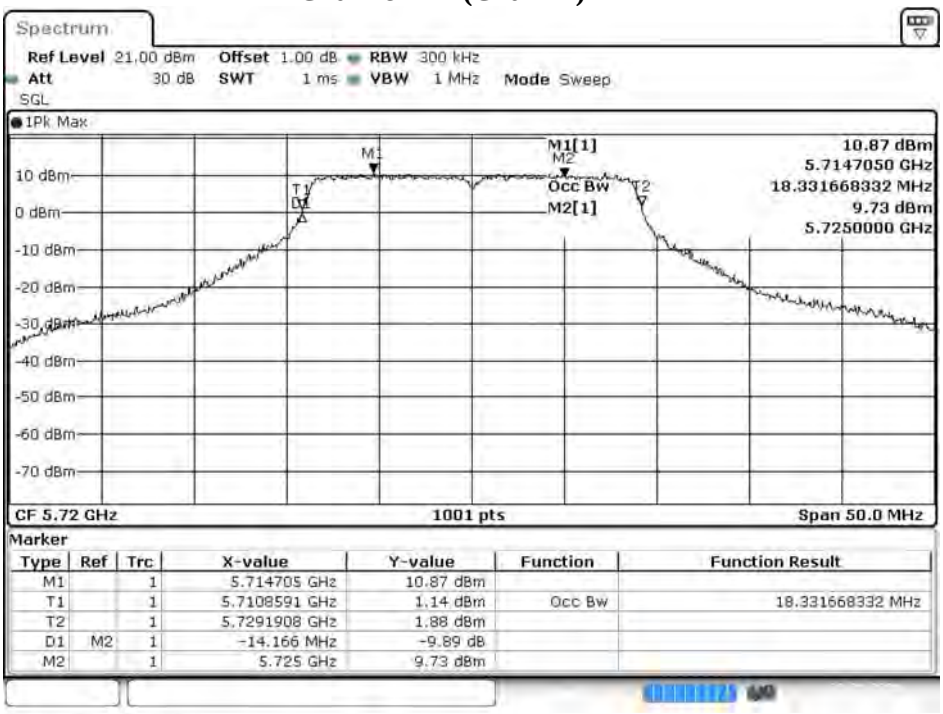

Date: 21.OCT.2019 13:36:44

Channel 144 (Chain B)

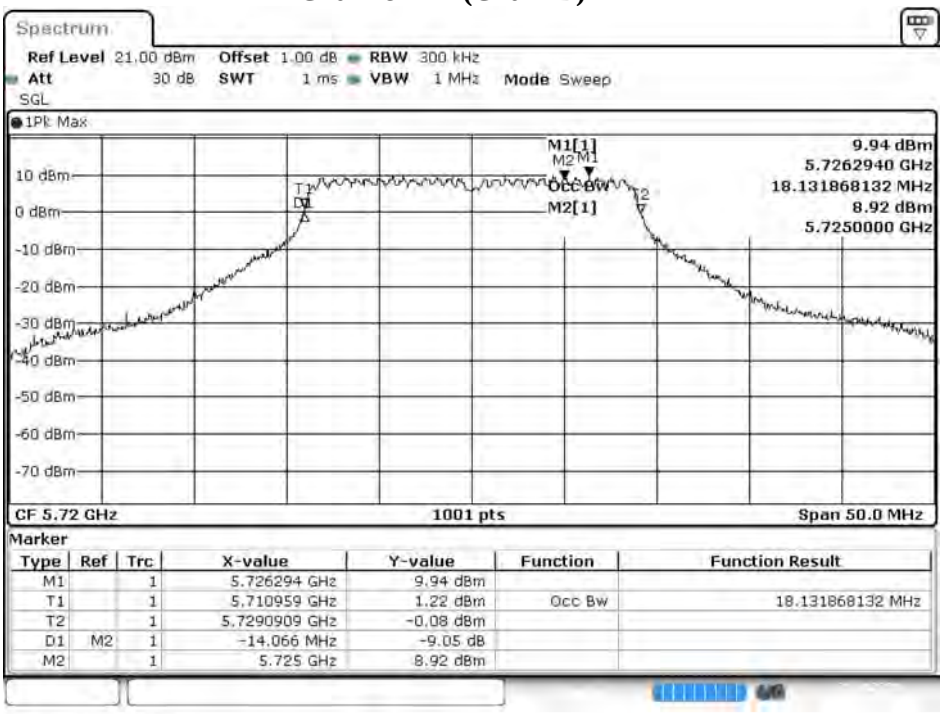

Date: 21.OCT.2019 04:42:18

Maximum conducted output power:

Channel 144 (U-NII-2C) (Chain A)

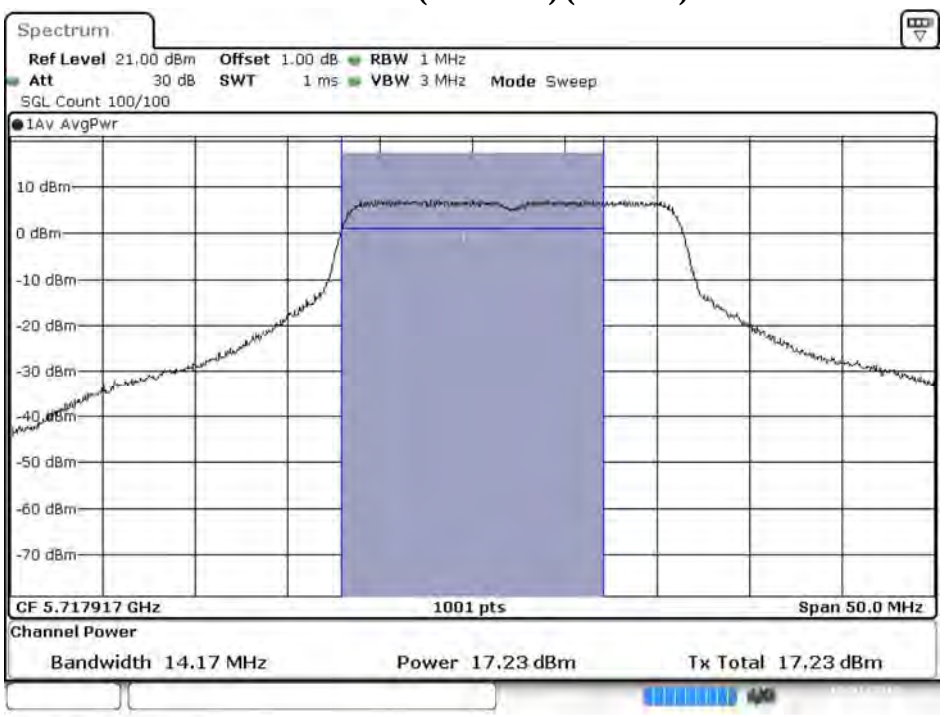

Date: 21.OCT.2019 13:37:09

Maximum conducted output power:

Channel 144 (U-NII-3) (Chain A)

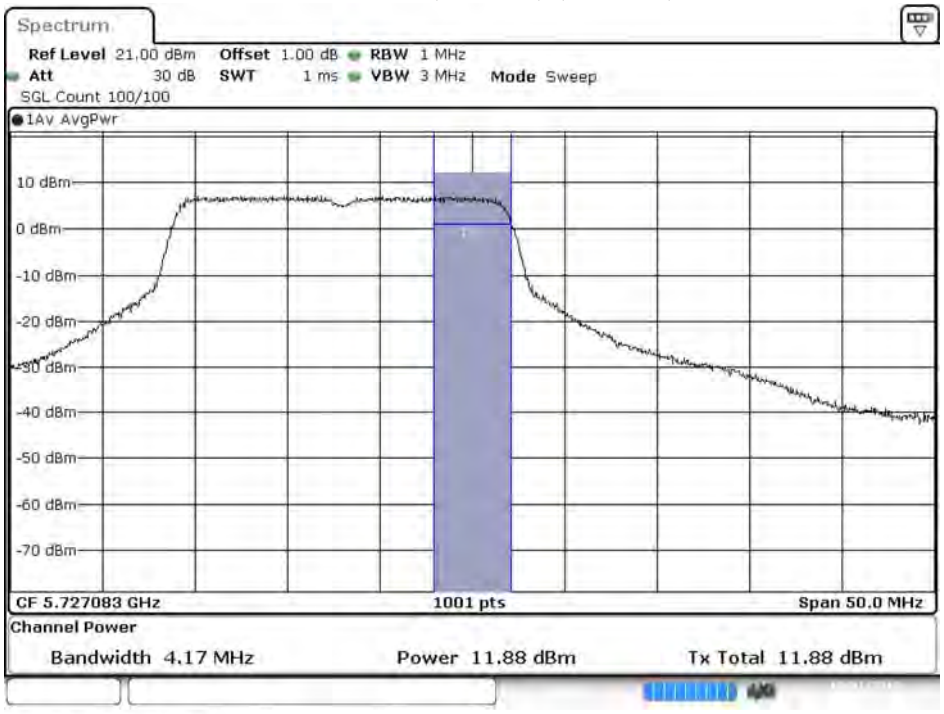

Date: 21.OCT.2019 13:37:32

Maximum conducted output power:

Channel 144 (U-NII-2C) (Chain B)

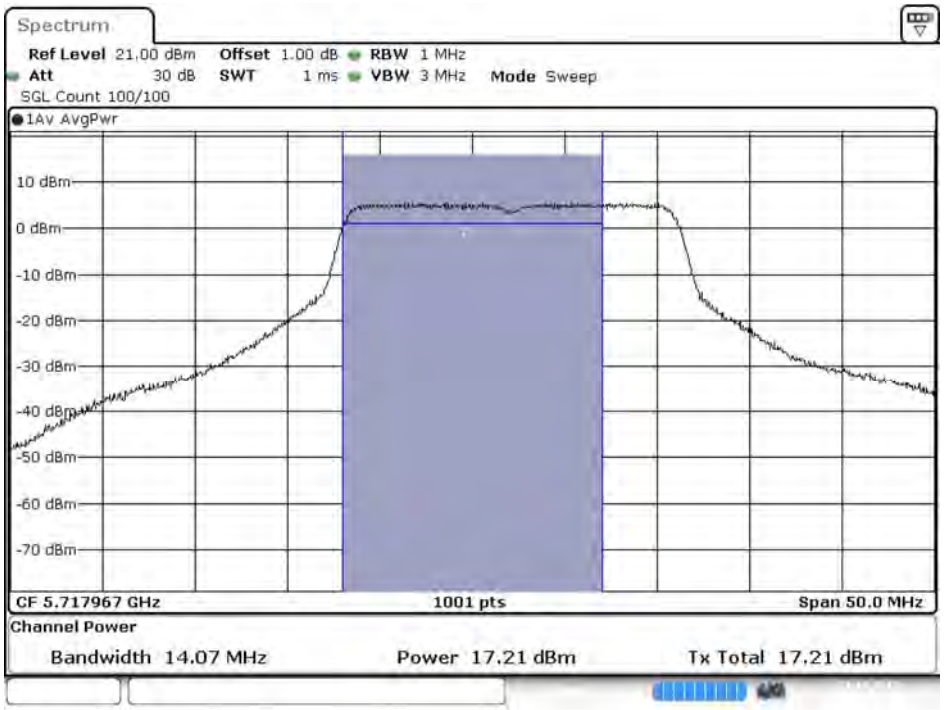

Date: 21.OCT.2019 04:42:43

Maximum conducted output power:

Channel 144 (U-NII-3) (Chain B)

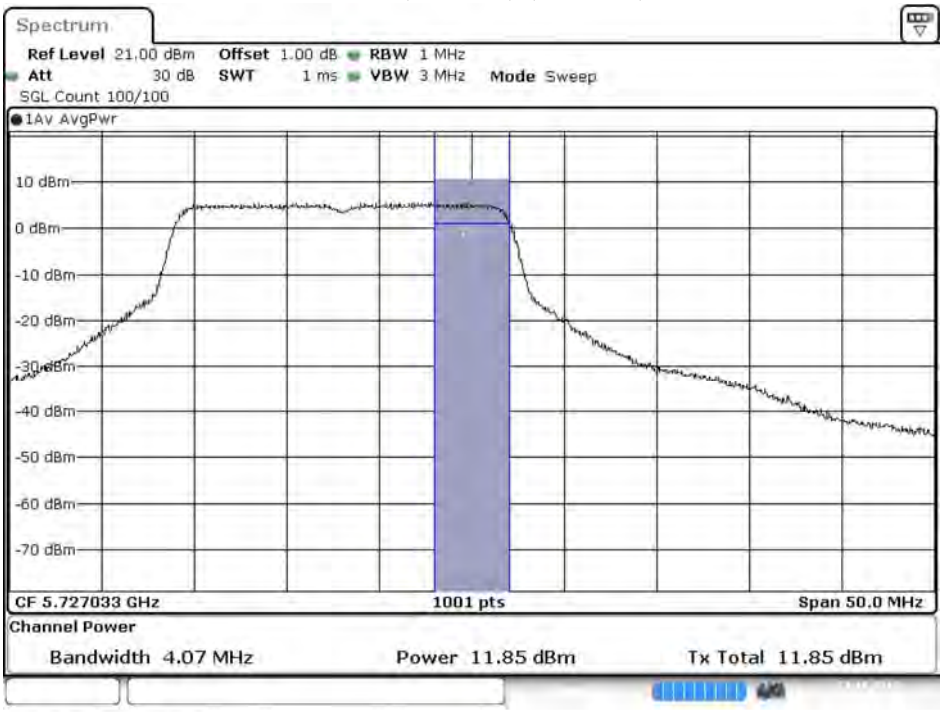

Date: 21.OCT.2019 04:43:05

Product : Intel® Wi-Fi 6 AX201
Test Item : Maximum conducted output power
Test Date : 2019/10/24
Test Mode : Mode 20 MIMO: Transmit (802.11n-40BW_30Mbps)

Chain A

Cable loss=1.0dB		Maximum conducted output power							
Channel No.	Frequency (MHz)	Data Rate (Mbps)							
		30	60	90	120	180	240	270	300
38	5190	16.26	--	--	--	--	--	--	--
46	5230	18.34	18.30	18.24	18.20	18.16	18.10	18.07	18.04
54	5270	16.77	--	--	--	--	--	--	--
62	5310	14.06	14.00	13.95	13.88	13.83	13.77	13.72	13.65
102	5510	15.07	--	--	--	--	--	--	--
110	5550	18.01	17.94	17.88	17.84	17.80	17.77	17.72	17.68
134	5670	16.04	--	--	--	--	--	--	--
142(U-NII-2C)	5710	18.22	18.16	18.09	18.05	18.00	17.95	17.90	17.85
142(U-NII-3)	5710	8.21	8.15	8.09	8.05	8.02	7.95	7.90	7.83
151	5755	17.92	--	--	--	--	--	--	--
159	5795	17.87	17.84	17.78	17.72	17.67	17.64	17.57	17.50

Note: Maximum conducted output power Value =Reading value on average power meter + cable loss

Chain B

Cable loss=1.0dB		Maximum conducted output power							
Channel No.	Frequency (MHz)	Data Rate (Mbps)							
		30	60	90	120	180	240	270	300
38	5190	16.05	--	--	--	--	--	--	--
46	5230	18.19	18.16	18.11	18.06	18.00	17.95	17.89	17.85
54	5270	16.90	--	--	--	--	--	--	--
62	5310	13.98	13.91	13.88	13.84	13.78	13.71	13.65	13.62
102	5510	14.91	--	--	--	--	--	--	--
110	5550	17.83	17.77	17.72	17.66	17.61	17.55	17.49	17.46
134	5670	16.08	--	--	--	--	--	--	--
142(U-NII-2C)	5710	18.31	18.26	18.22	18.18	18.15	18.10	18.04	17.99
142(U-NII-3)	5710	8.55	8.50	8.45	8.41	8.34	8.28	8.21	8.16
151	5755	17.99	--	--	--	--	--	--	--
159	5795	17.88	17.81	17.78	17.73	17.69	17.64	17.58	17.54

Note: Maximum conducted output power Value =Reading value on average power meter + cable loss

Maximum conducted output power Measurement:

Channel No	Frequency Range (MHz)	26dB Bandwidth (MHz)	Chain A Power (dBm)	Chain B Power (dBm)	Output Power (dBm)	Output Power Limit		Result
						(dBm)	dBm+10log(BW)	
38	5190	--	16.26	16.05	19.17	24	--	Pass
46	5230	--	18.34	18.19	21.28	24	--	Pass
54	5270	43.700	16.77	16.9	19.85	24	27.40	Pass
62	5310	43.300	14.06	13.98	17.03	24	27.36	Pass
102	5510	43.400	15.07	14.91	18.00	24	27.37	Pass
110	5550	43.800	18.01	17.83	20.93	24	27.41	Pass
134	5670	43.700	16.04	16.08	19.07	24	27.40	Pass
142(U-NII-2C)	5710	37.620	18.22	18.31	21.28	24	26.75	Pass
142(U-NII-3)	5710	--	8.21	8.55	11.39	30	--	Pass
151	5755	--	17.92	17.99	20.97	30	--	Pass
159	5795	--	17.87	17.88	20.89	30	--	Pass

Note:

1. Output Power (dBm) = 10LOG (Chain A Power (mW)+ Chain B Power (mW))
2. 26dB Bandwidth is the bandwidth of chain A or chain Bwhichever is less bandwidth, output power limitation is more stringent.

26dB Occupied Bandwidth:

Channel 54 (Chain A)

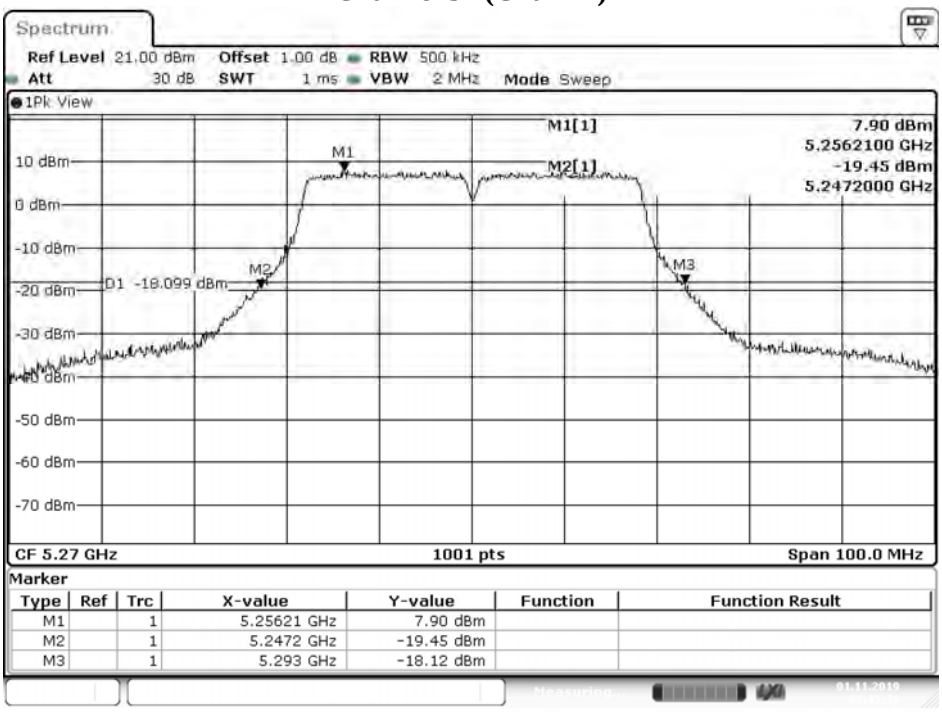

Date: 1.NOV.2019 08:45:39

Channel 54 (Chain B)

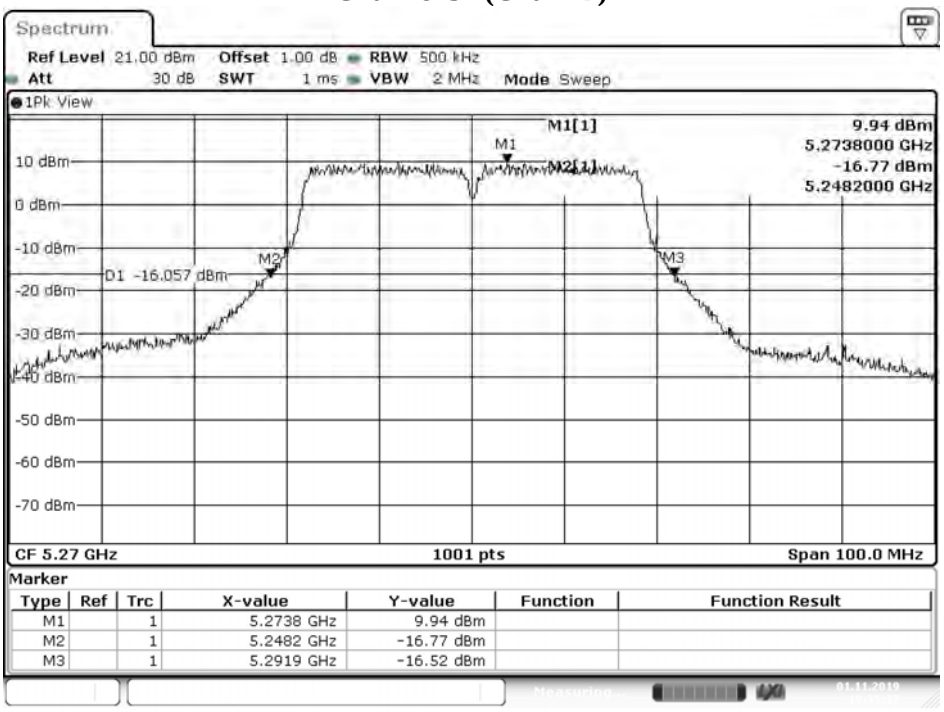

Date: 1.NOV.2019 19:35:38

Channel 62 (Chain A)

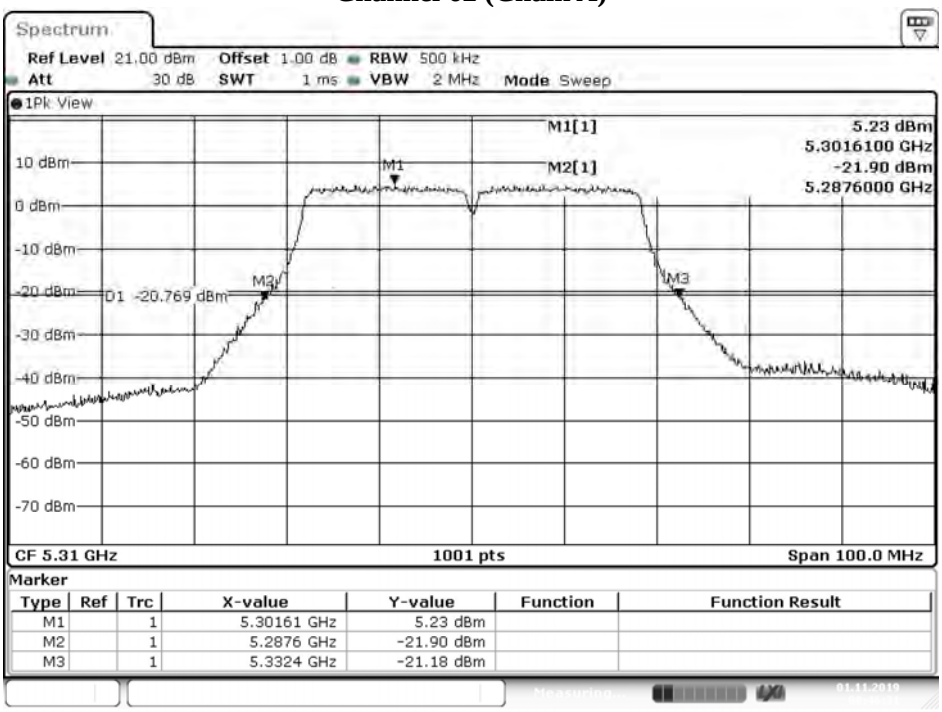

Date: 1.NOV.2019 08:46:31

Channel 62 (Chain B)

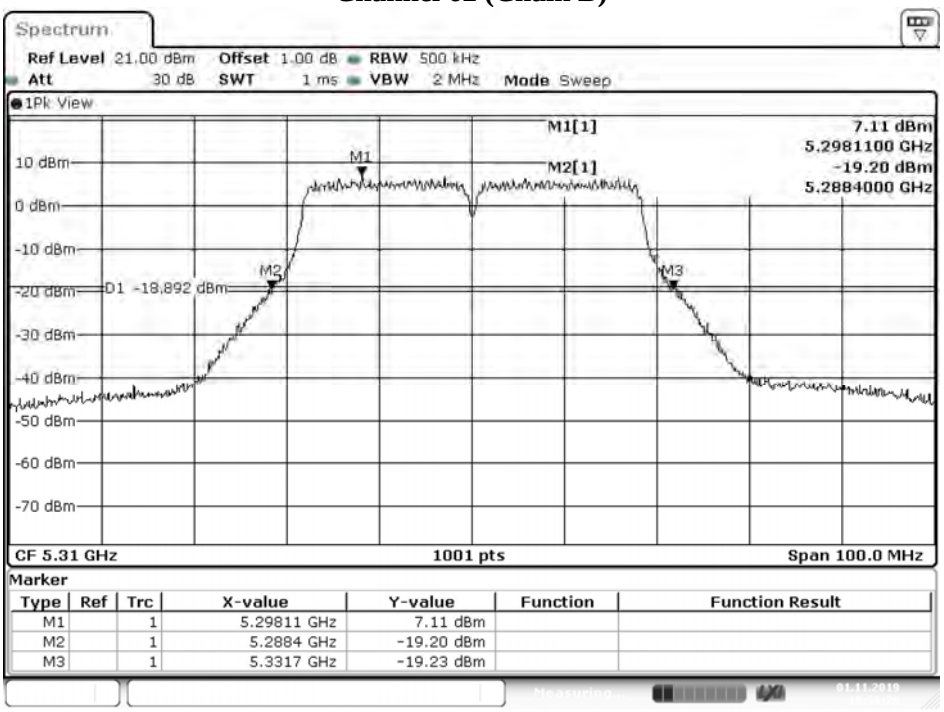

Date: 1.NOV.2019 19:36:29

Channel 102 (Chain A)

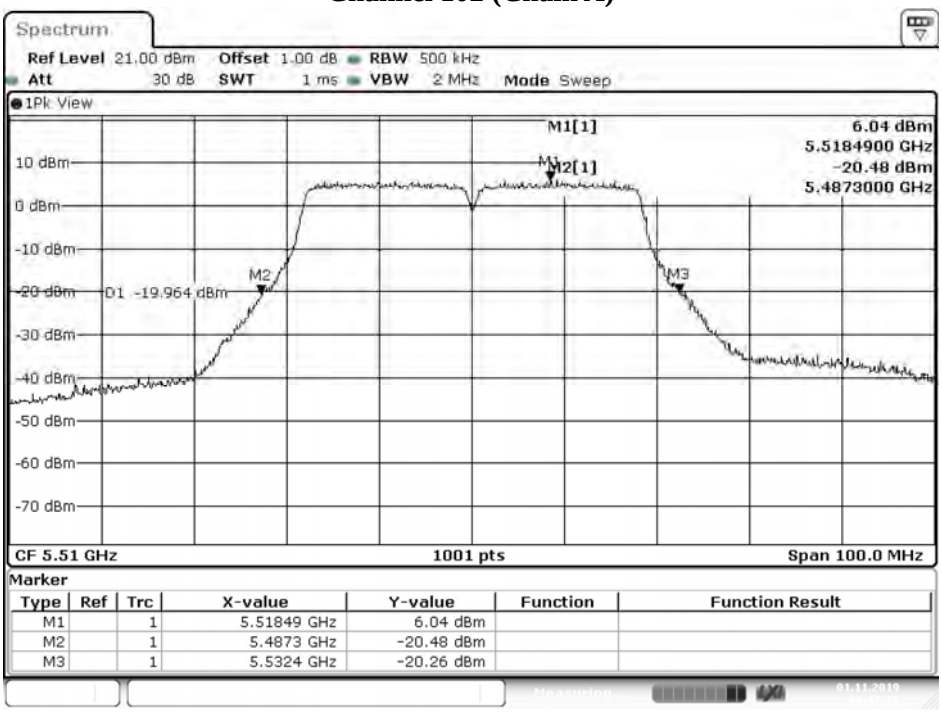

Date: 1.NOV.2019 08:47:25

Channel 102 (Chain B)

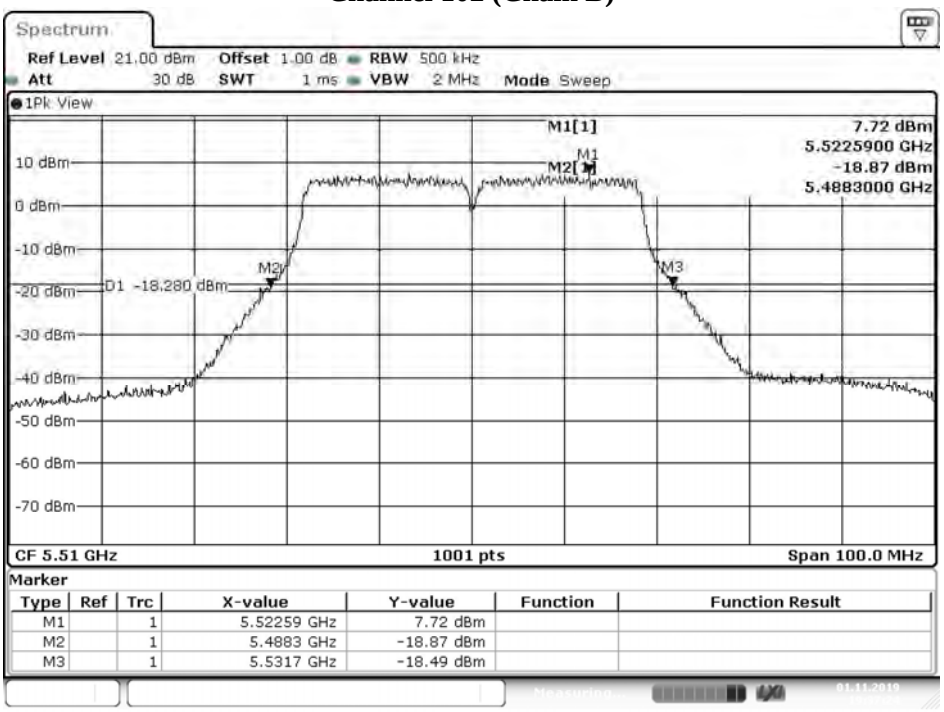

Date: 1.NOV.2019 19:37:24

Channel 110 (Chain A)

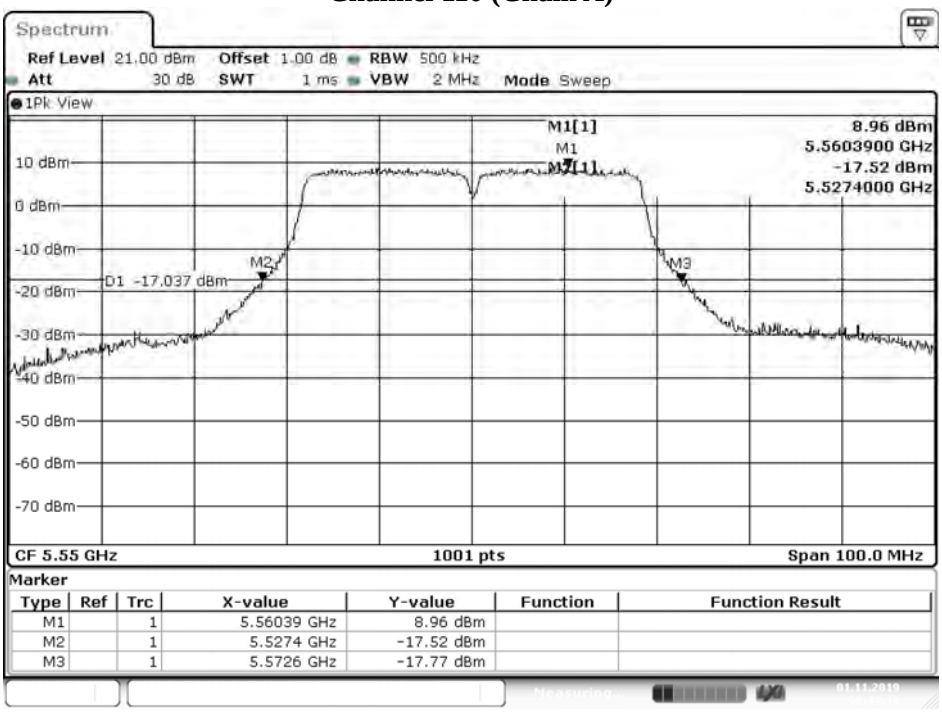

Date: 1.NOV.2019 08:48:19

Channel 110 (Chain B)

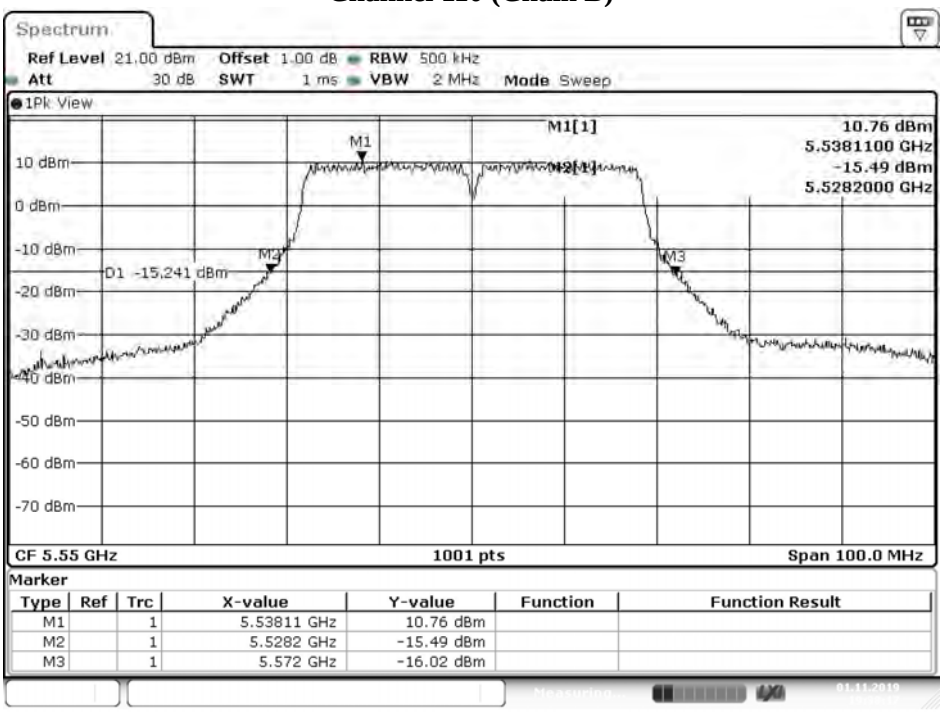

Date: 1.NOV.2019 19:38:18

Channel 134 (Chain A)

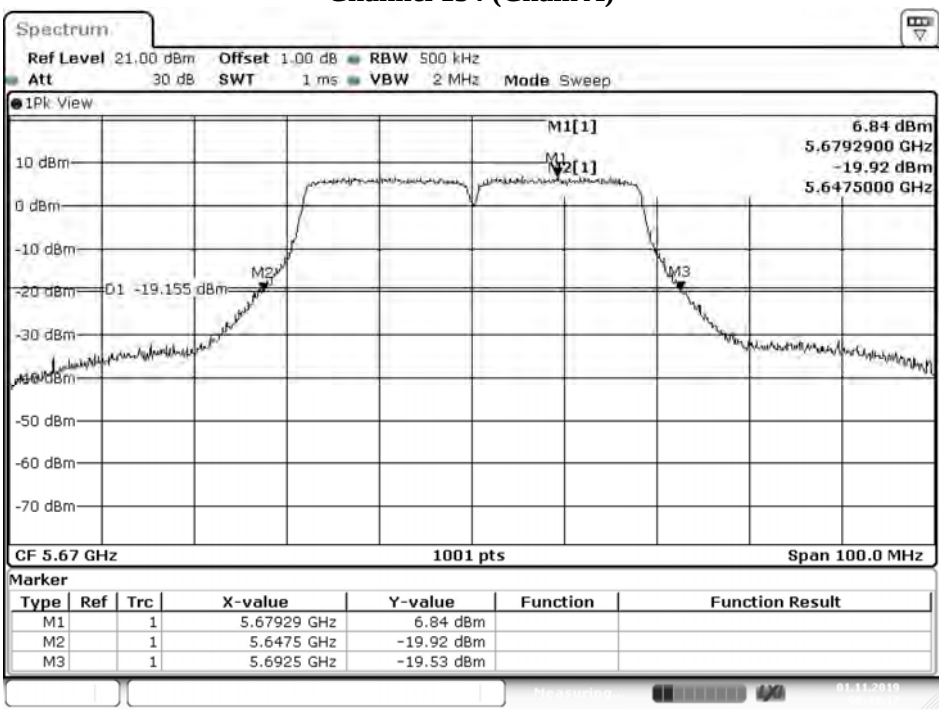

Date: 1.NOV.2019 08:49:18

Channel 134 (Chain B)

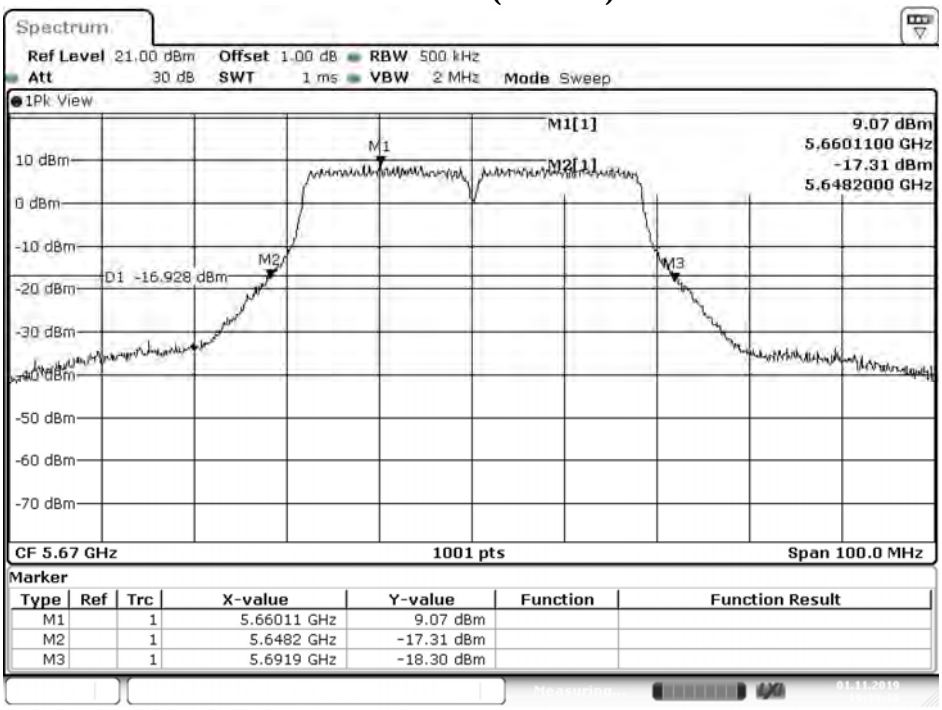

Date: 1.NOV.2019 19:39:17

Channel 142 (Chain A)

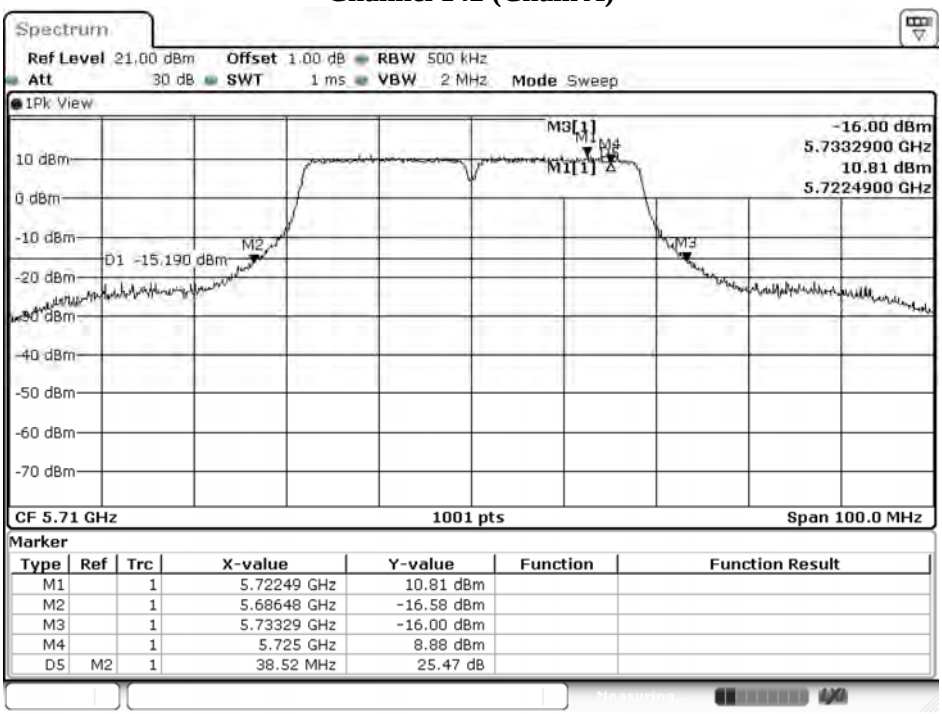

Date: 5.DEC.2019 14:19:01

Channel 142 (Chain B)

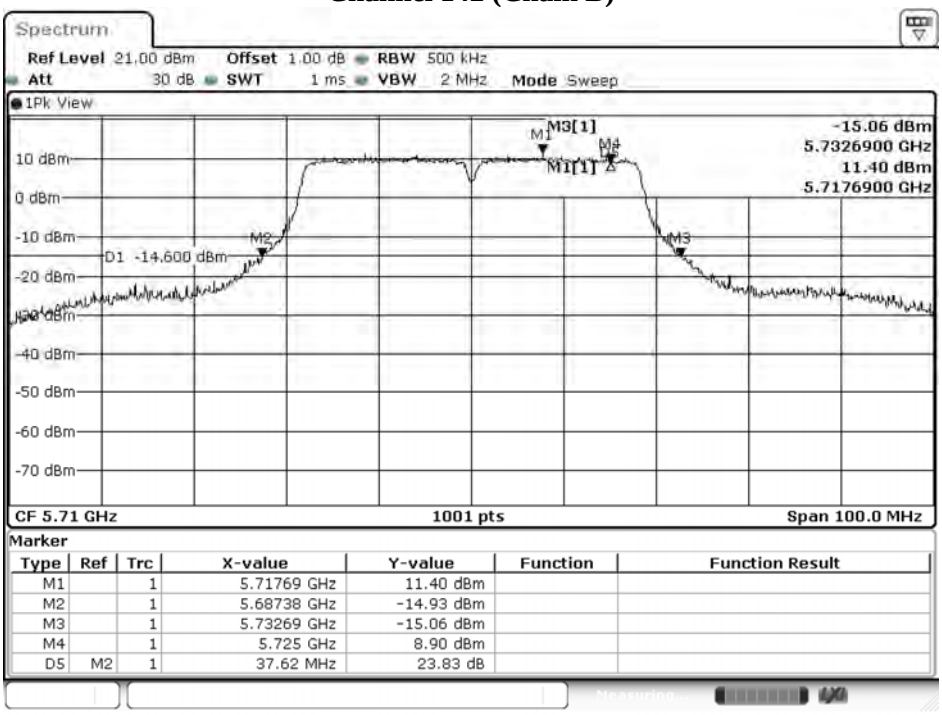

Date: 5.DEC.2019 14:35:54

99% Occupied Bandwidth:

Channel 142 (Chain A)

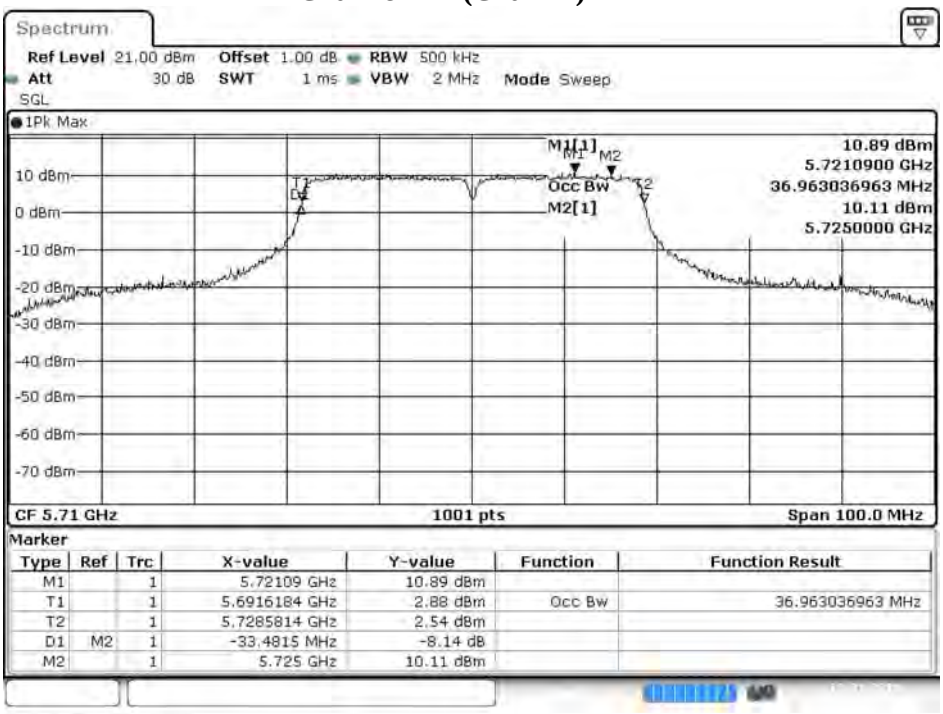

Date: 21.OCT.2019 13:38:31

Channel 142 (Chain B)

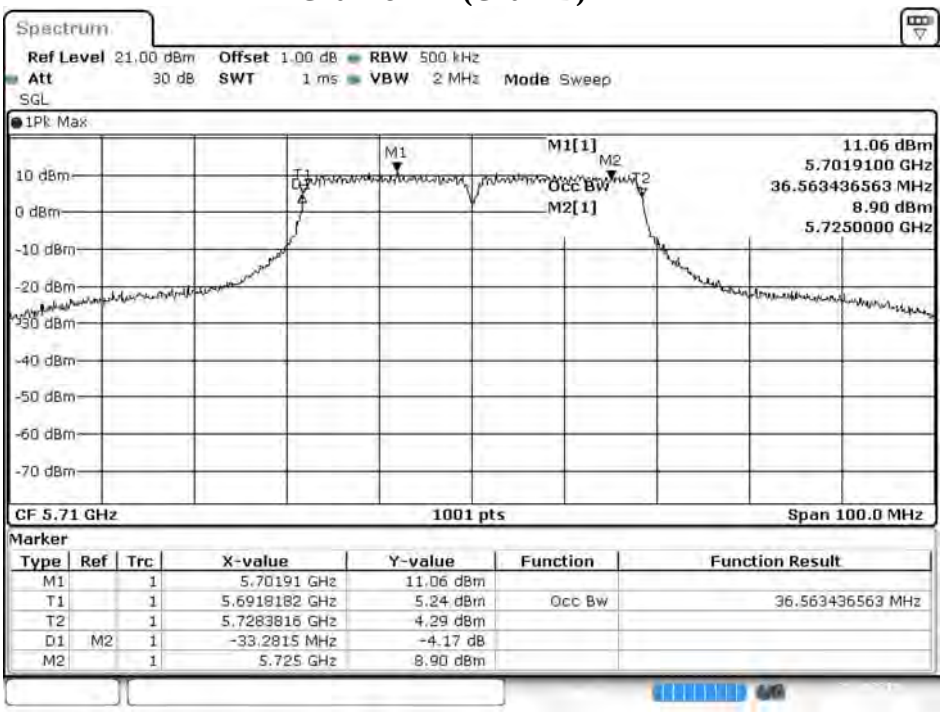

Date: 21.OCT.2019 04:44:05

Maximum conducted output power:

Channel 142 (U-NII-2C) (Chain A)

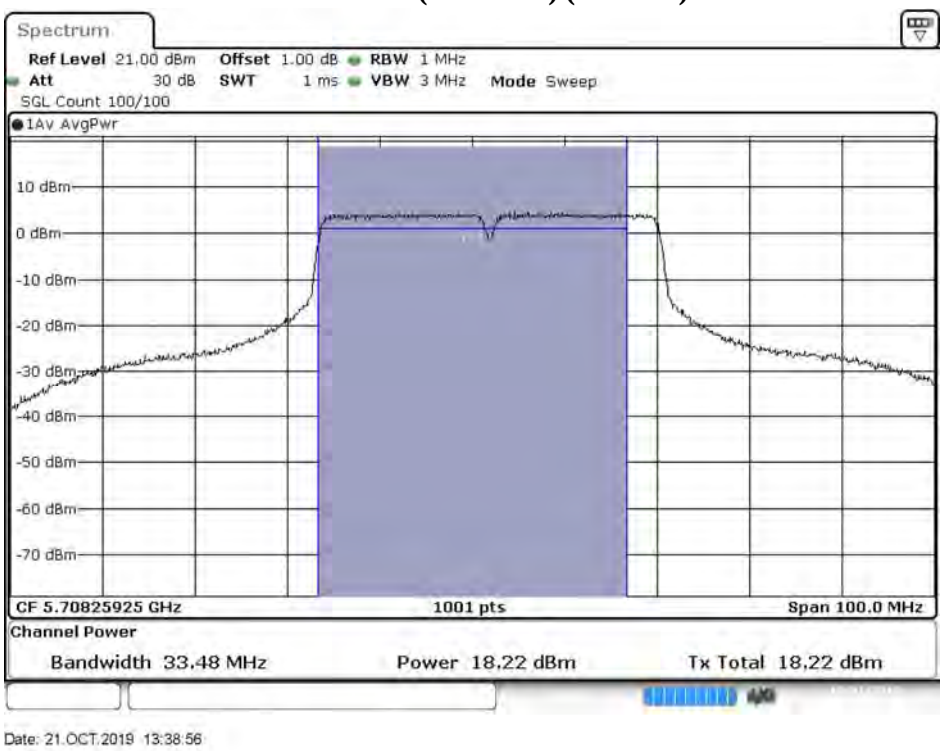

Maximum conducted output power:

Channel 142 (U-NII-3) (Chain A)

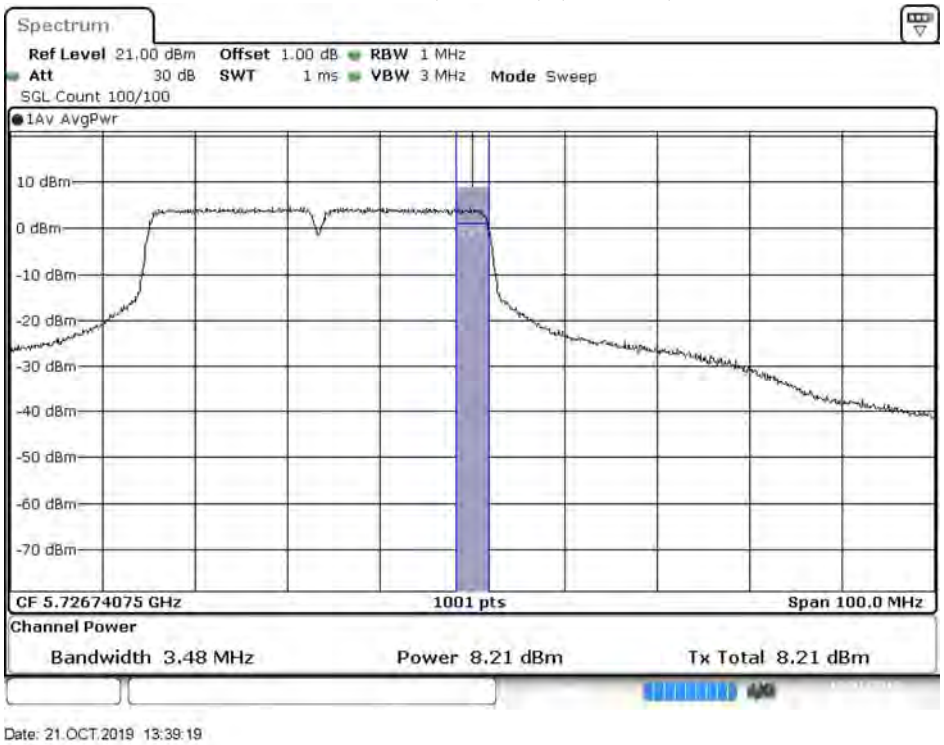

Maximum conducted output power:

Channel 142 (U-NII-2C) (Chain B)

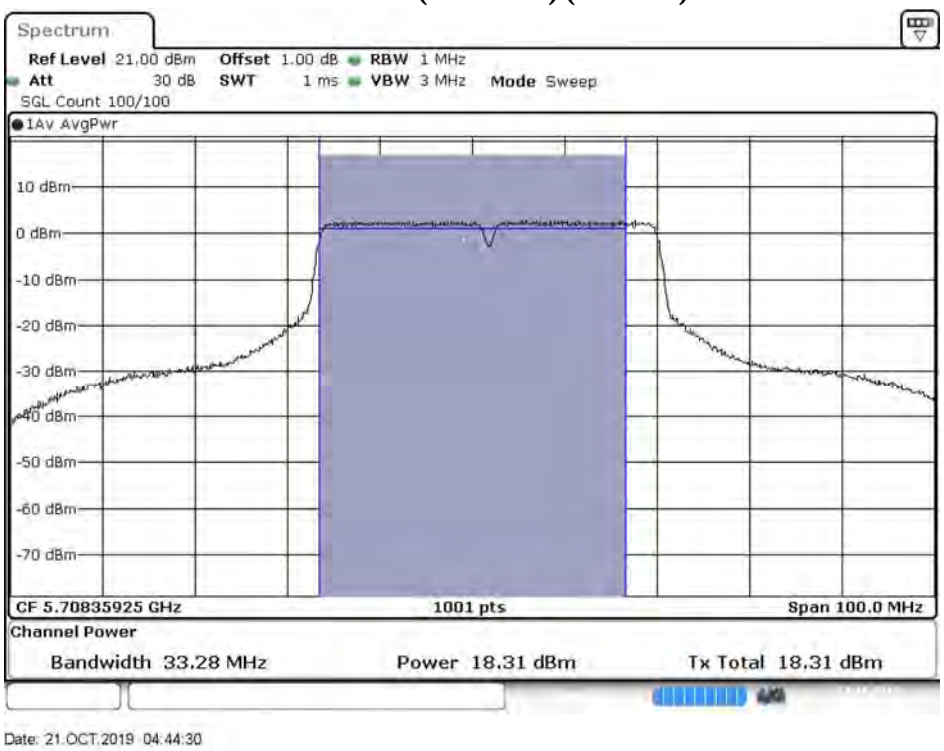

Maximum conducted output power:

Channel 142 (U-NII-3) (Chain B)

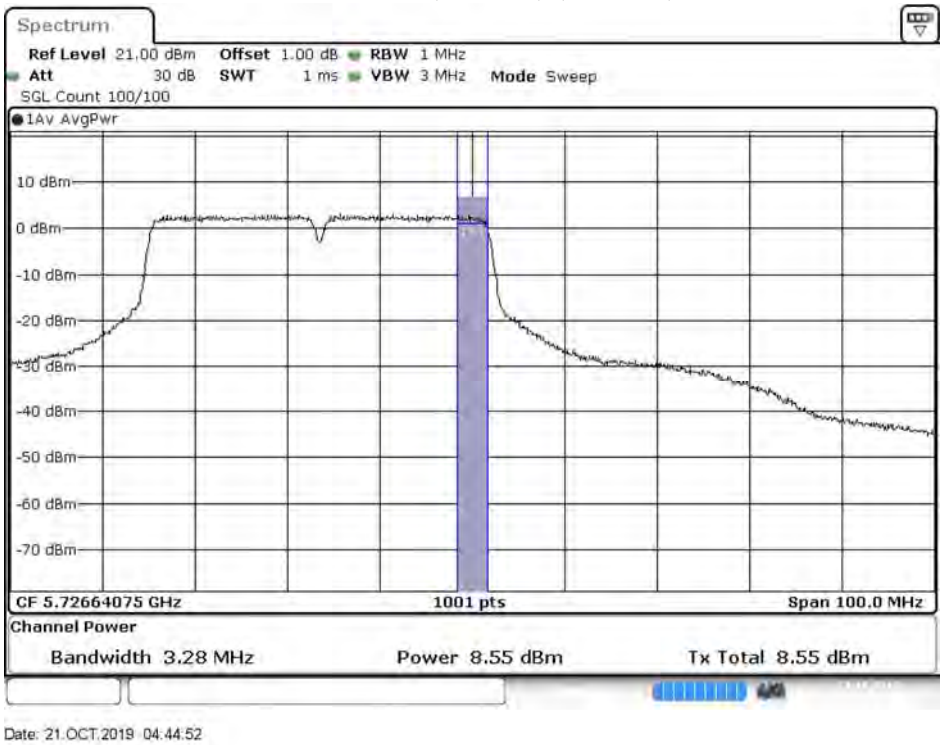

Product : Intel® Wi-Fi 6 AX201
Test Item : Maximum conducted output power
Test Date : 2019/12/03
Test Mode : Mode 21 MIMO: Transmit (802.11ac-80BW_65Mbps)

Chain A

Cable loss=1.0dB		Maximum conducted output power									
Channel No	Frequency (MHz)	Data Rate (Mbps)									
		65	130	1965	260	390	520	585	650	780	866.7
42	5210	15.43	15.39	15.33	15.29	15.24	15.20	15.16	15.10	15.04	14.97
58	5290	14.72	14.68	14.63	14.59	14.56	14.51	14.47	14.41	14.36	14.29
106	5530	15.83	--	--	--	--	--	--	--	--	--
122	5610	17.84	17.80	17.76	17.71	17.66	17.62	17.58	17.52	17.48	17.45
138 (U-NII-2C)	5690	18.53	--	--	--	--	--	--	--	--	--
138 (U-NII-3)	5690	2.34	--	--	--	--	--	--	--	--	--
155	5775	16.71	16.64	16.60	16.55	16.51	16.45	16.39	16.35	16.31	16.28

Note: Maximum conducted output power Value =Reading value on Spectrum Analyzer + cable loss

Chain B

Cable loss=1.0dB		Maximum conducted output power									
Channel No	Frequency (MHz)	Data Rate (Mbps)									
		65	130	1965	260	390	520	585	650	780	866.7
42	5210	15.49	15.42	15.39	15.35	15.31	15.27	15.23	15.20	15.14	15.07
58	5290	14.88	14.81	14.75	14.70	14.65	14.61	14.57	14.51	14.47	14.43
106	5530	15.73	--	--	--	--	--	--	--	--	--
122	5610	17.86	17.81	17.75	17.71	17.65	17.59	17.54	17.50	17.43	17.36
138 (U-NII-2C)	5690	18.44	--	--	--	--	--	--	--	--	--
138 (U-NII-3)	5690	2.36	--	--	--	--	--	--	--	--	--
155	5775	16.73	16.66	16.63	16.60	16.55	16.49	16.44	16.39	16.33	16.26

Note: Maximum conducted output power Value =Reading value on Spectrum Analyzer + cable loss

Maximum conducted output power Measurement:

Channel No	Frequency Range (MHz)	26dB Bandwidth (MHz)	Chain A Power (dBm)	Chain B Power (dBm)	Output Power (dBm)	Output Power Limit		Result
						(dBm)	dBm+10log(BW)	
42	5210	--	15.43	15.49	18.47	24	--	Pass
58	5290	85.400	14.72	14.88	17.81	24	30.31	Pass
106	5530	85.400	15.83	15.73	18.79	24	30.31	Pass
122	5610	86.200	17.84	17.86	20.86	24	30.36	Pass
138 (U-NII-2C)	5690	77.560	18.53	18.44	21.50	24	29.90	Pass
138 (U-NII-3)	5690	--	2.34	2.36	5.36	30	--	Pass
155	5775	--	16.71	16.73	19.73	30	--	Pass

Note:

1. Output Power (dBm) = 10LOG (Chain A Power (mW)+ Chain B Power (mW))
2. 26dB Bandwidth is the bandwidth of chain A or chain Bwhichever is less bandwidth, output power limitation is more stringent.

26dB Occupied Bandwidth:

Channel 58 (Chain A)

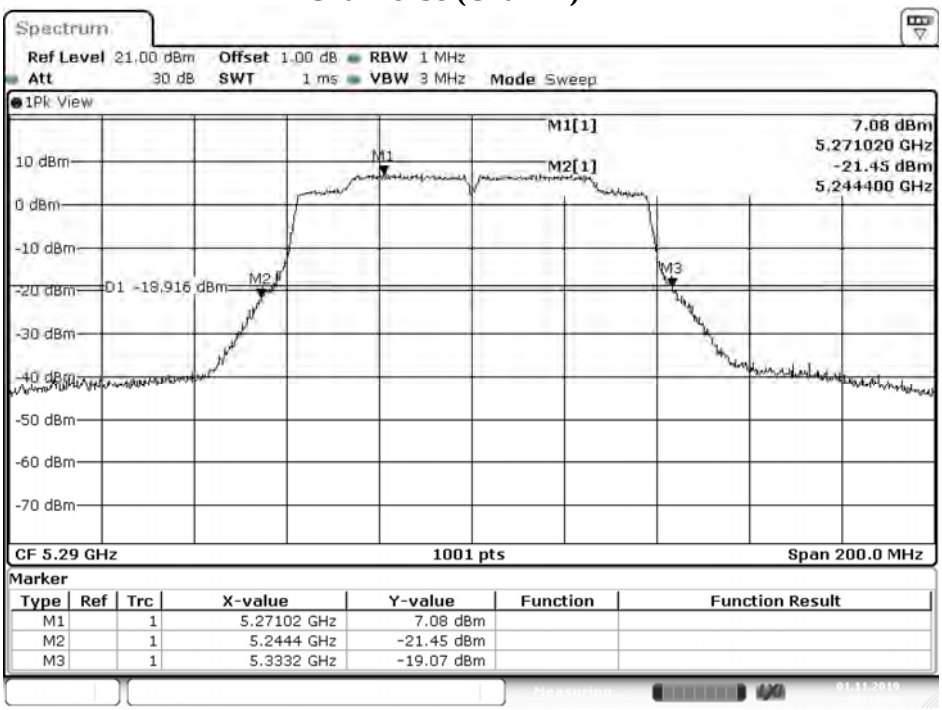

Date: 1.NOV.2019 08:33:50

Channel 58 (Chain B)

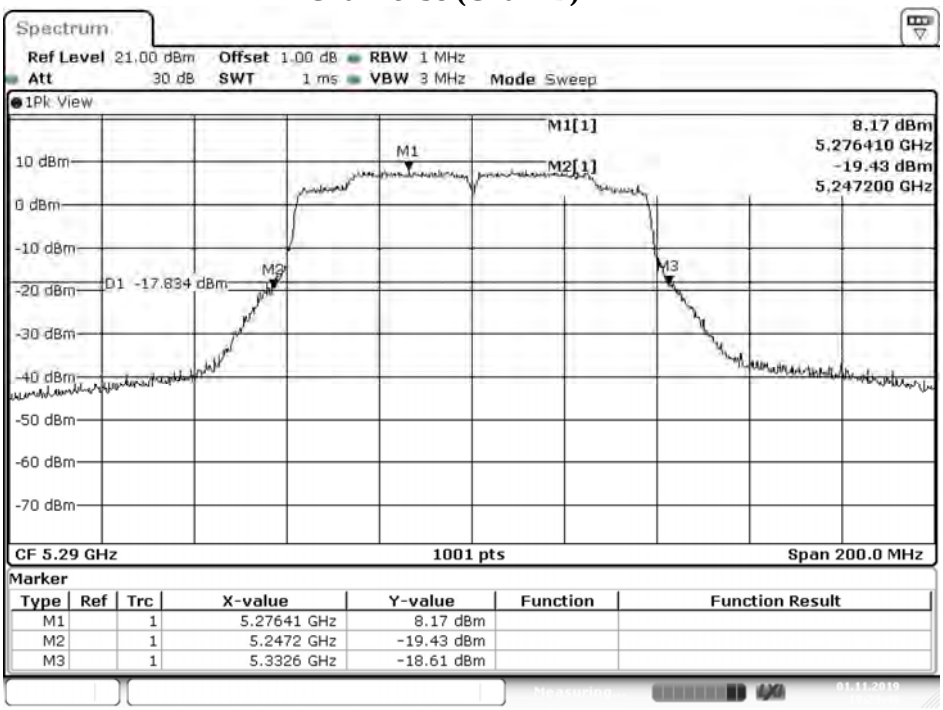

Date: 1.NOV.2019 19:23:49

Channel 106 (Chain A)

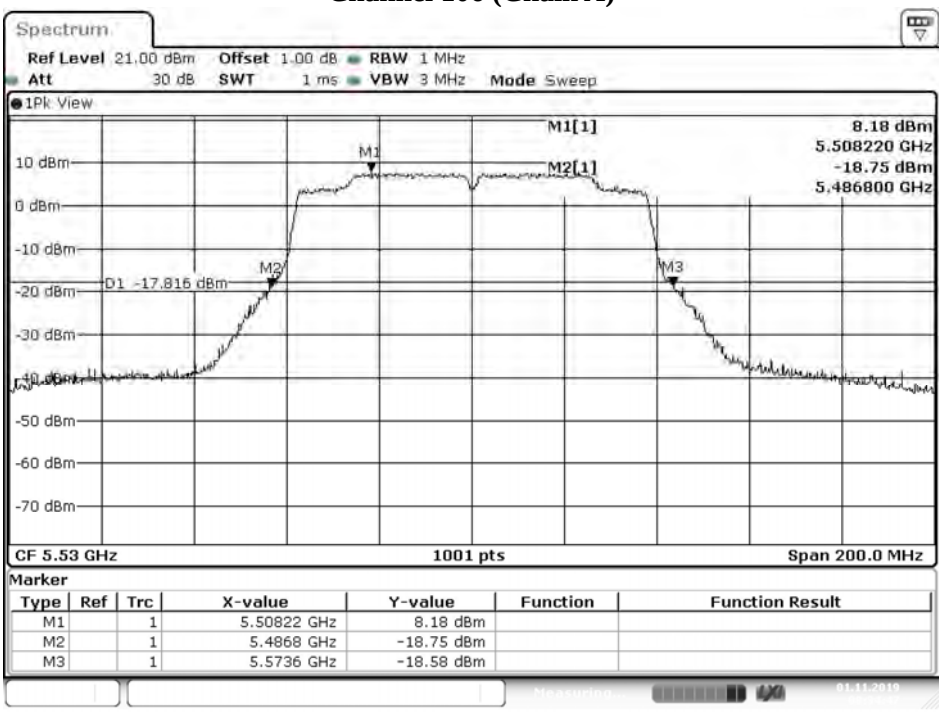

Date: 1.NOV.2019 08:34:47

Channel 106 (Chain B)

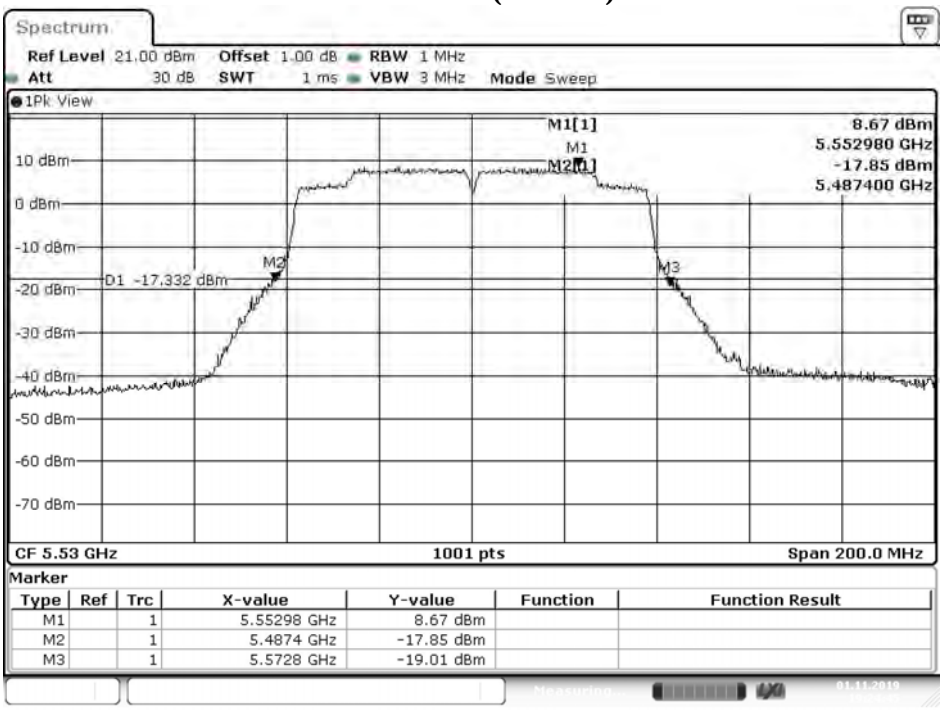

Date: 1.NOV.2019 19:24:46

Channel 122 (Chain A)

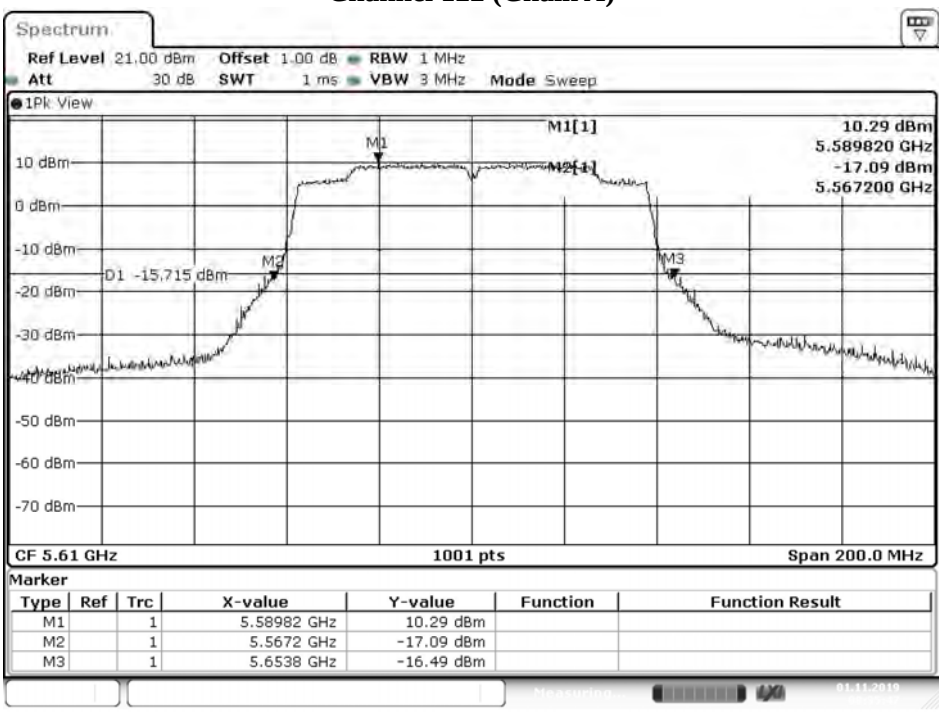

Date: 1.NOV.2019 08:35:47

Channel 122 (Chain B)

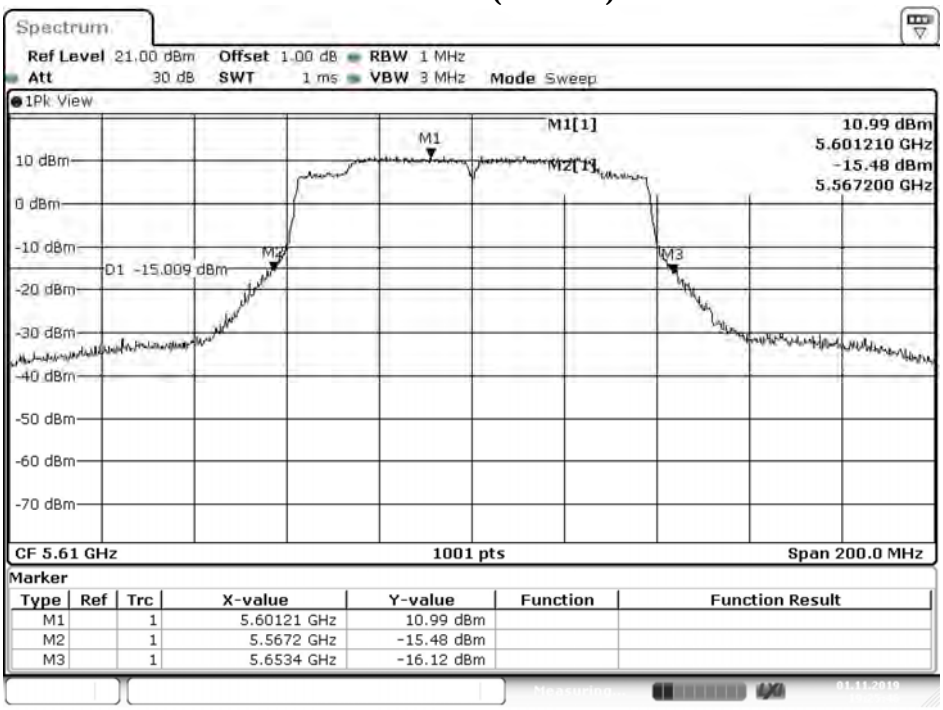

Date: 1.NOV.2019 19:25:46

Channel 138 (Chain A)

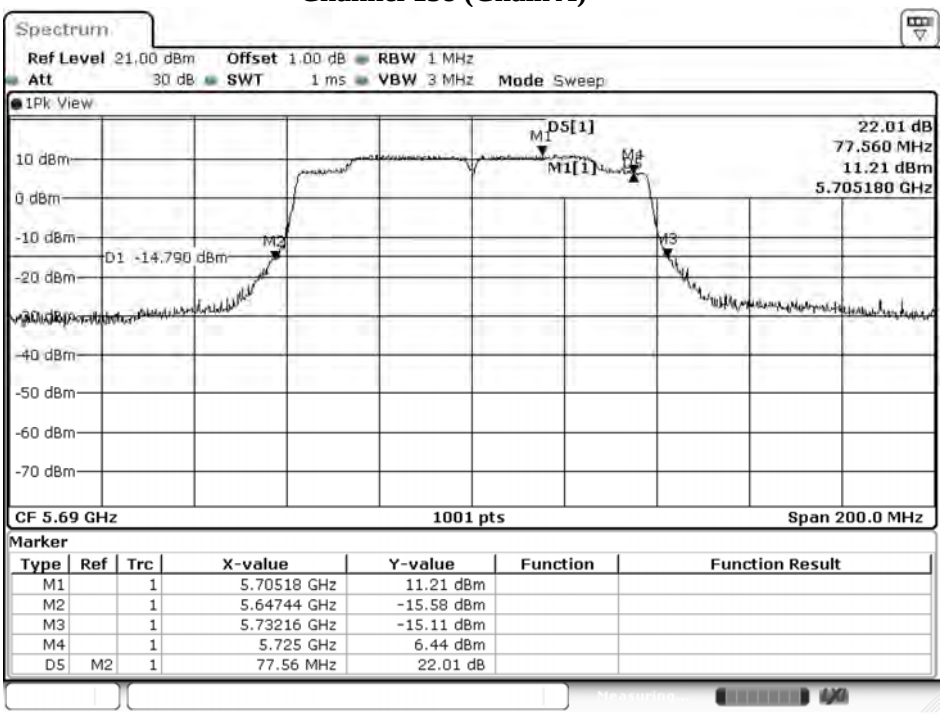

Date: 5.DEC.2019 13:50:36

Channel 138 (Chain B)

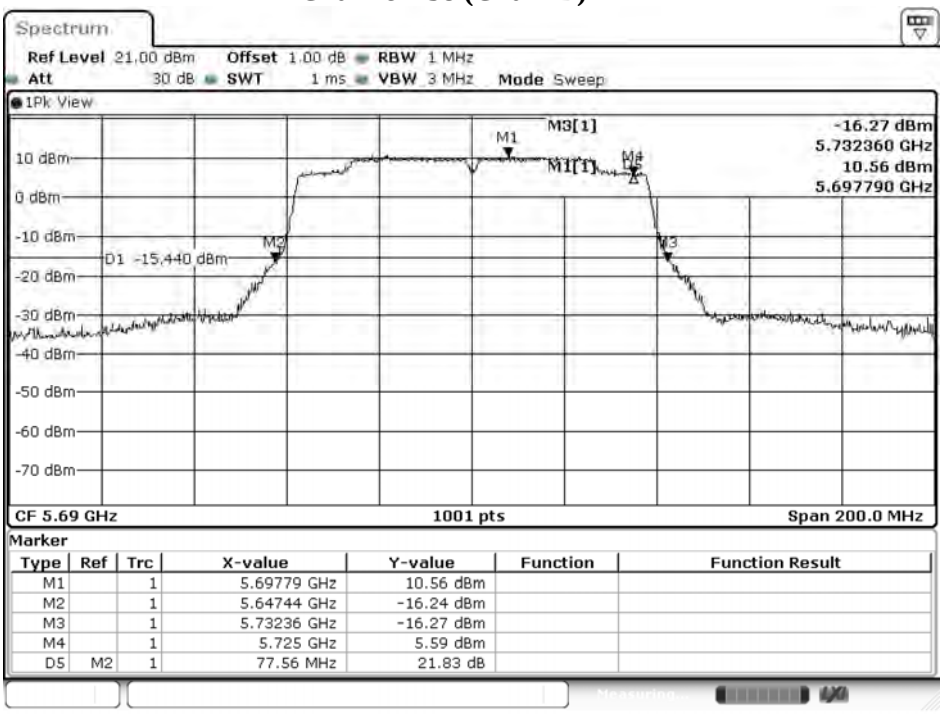

Date: 5.DEC.2019 13:55:26

99% Occupied Bandwidth:

Channel 138 (Chain A)

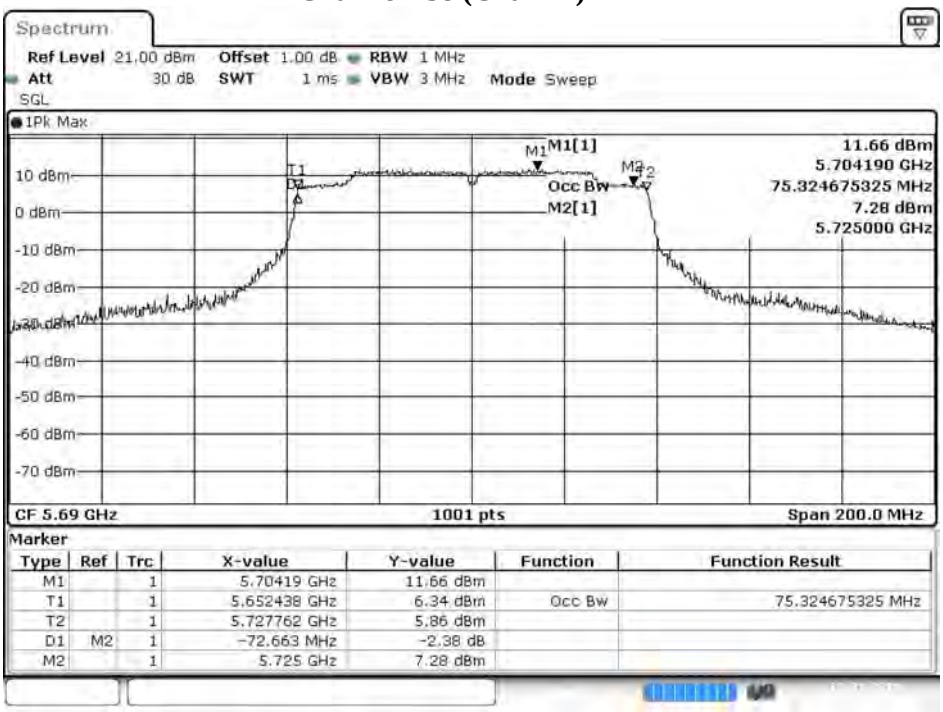

Date: 21.OCT.2019 13:44:26

Channel 138 (Chain B)

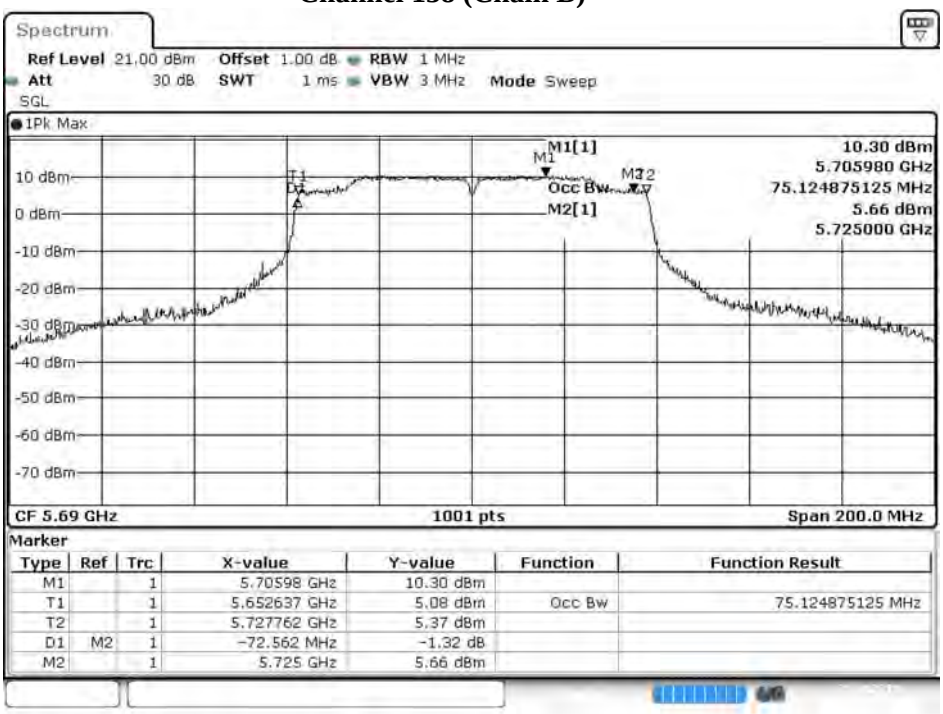

Date: 21.OCT.2019 04:50:00

Maximum conducted output power:

Channel 138 (U-NII-2C) (Chain A)

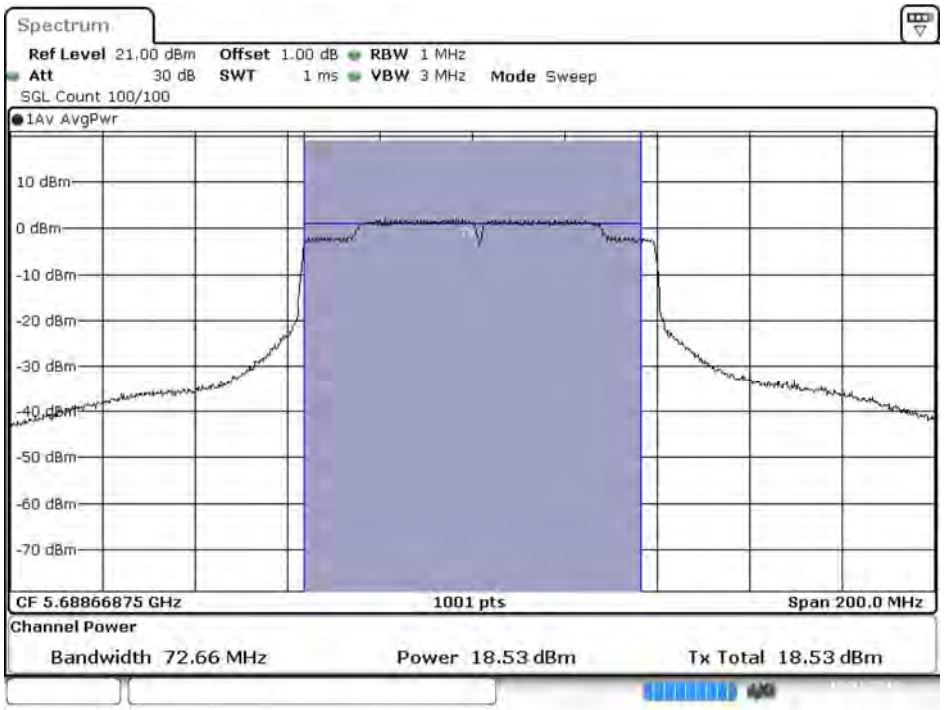

Date: 21.OCT.2019 13:44:51

Maximum conducted output power:

Channel 138 (U-NII-3) (Chain A)

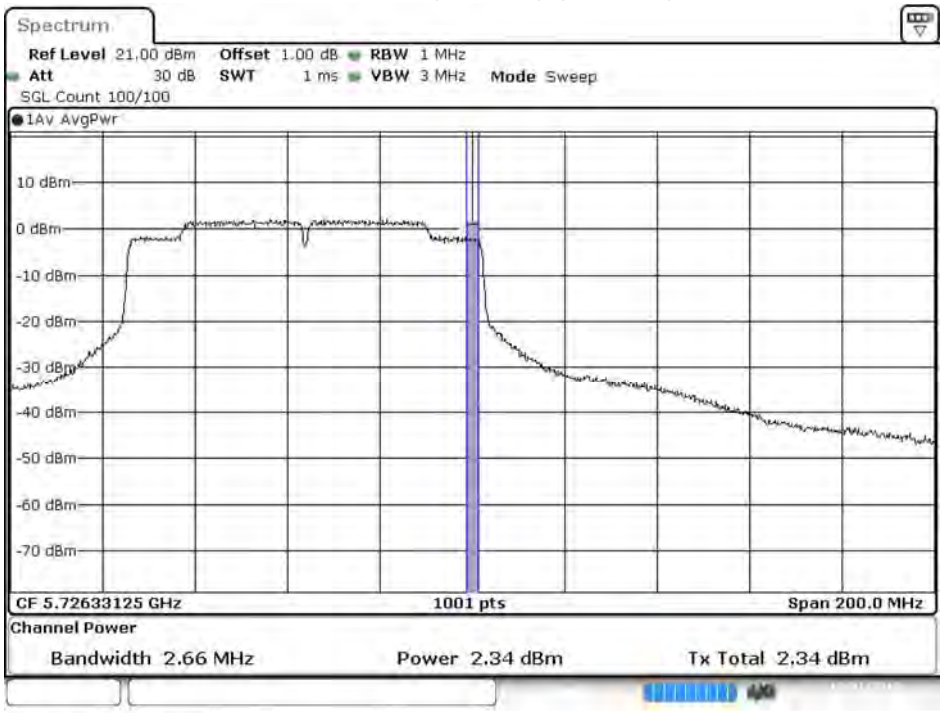

Date: 21.OCT.2019 13:45:15

Maximum conducted output power:

Channel 138 (U-NII-2C) (Chain B)

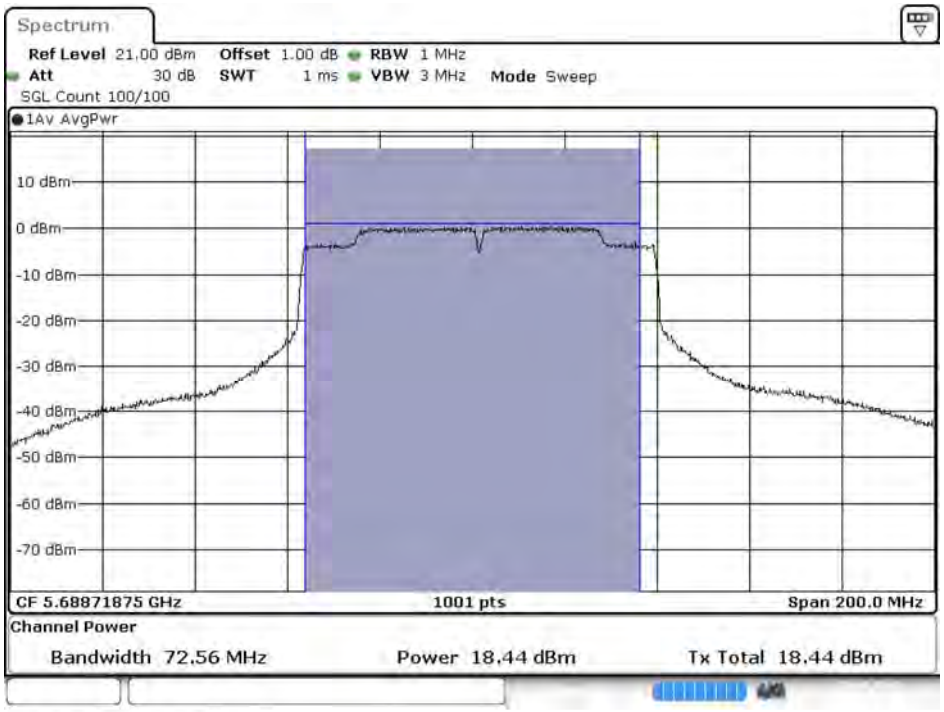

Date: 21.OCT.2019 04:50:25

Maximum conducted output power:

Channel 138 (U-NII-3) (Chain B)

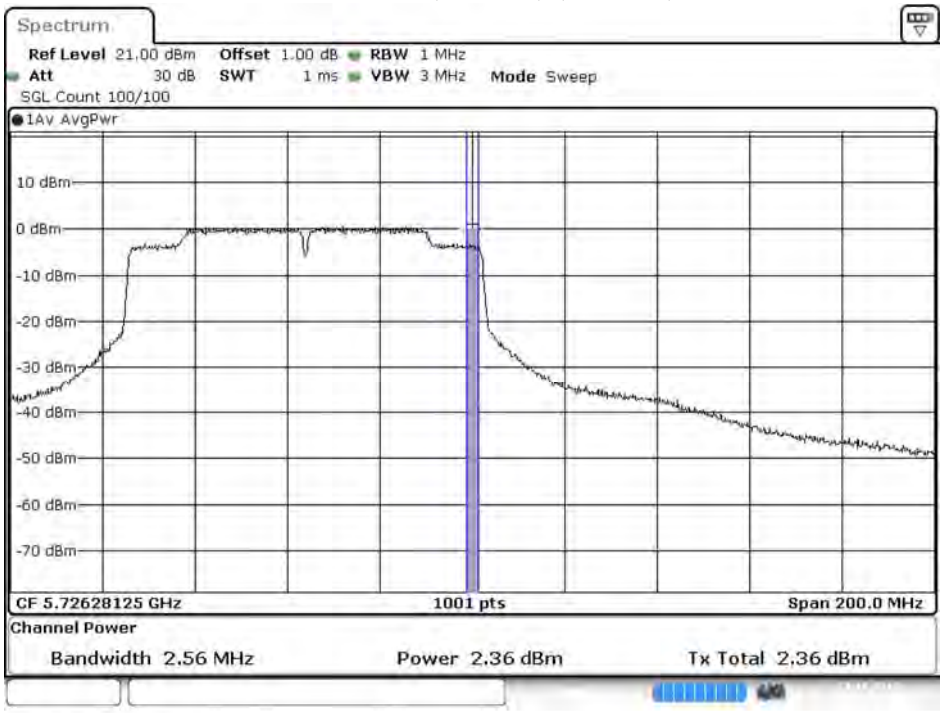

Date: 21.OCT.2019 04:50:48

Product : Intel® Wi-Fi 6 AX201
Test Item : Maximum conducted output power
Test Date : 2019/12/03
Test Mode : Mode 22 MIMO: Transmit (802.11ac-160BW_130Mbps)

Chain A

Cable loss=1.0dB		Maximum conducted output power									
Channel No	Frequency (MHz)	Data Rate (Mbps)									
		130	260	390	520	780	1040	1170	1300	1560	1733.3
50 (U-NII-1)	5250	10.10	10.03	9.98	9.92	9.87	9.83	9.79	9.76	9.71	9.64
50 (U-NII-2A)	5250	9.92	9.86	9.80	9.74	9.68	9.64	9.59	9.52	9.48	9.43
114	5570	11.75	11.71	11.65	11.59	11.56	11.52	11.49	11.42	11.37	11.30

Note: Maximum conducted output power Value =Reading value on Spectrum Analyzer + cable loss

Chain B

Cable loss=1.0dB		Maximum conducted output power									
Channel No	Frequency (MHz)	Data Rate (Mbps)									
		130	260	390	520	780	1040	1170	1300	1560	1733.3
50 (U-NII-1)	5250	10.12	10.08	10.05	10.01	9.95	9.89	9.83	9.76	9.69	9.62
50 (U-NII-2A)	5250	9.53	9.47	9.40	9.36	9.30	9.25	9.20	9.16	9.09	9.04
114	5570	11.46	11.42	11.36	11.29	11.25	11.21	11.16	11.09	11.06	11.02

Note: Maximum conducted output power Value =Reading value on Spectrum Analyzer + cable loss

Maximum conducted output power Measurement:

Channel No	Frequency Range (MHz)	26dB Bandwidth (MHz)	Chain A Power (dBm)	Chain B Power (dBm)	Output Power (dBm)	Output Power Limit		Result
						(dBm)	dBm+10log(BW)	
50(U-NII-1)	5250	--	10.10	10.12	13.12	24	--	Pass
50(U-NII-2A)	5250	82.250	9.92	9.53	12.74	24	30.15	Pass
114	5570	164.150	11.75	11.46	14.62	24	33.15	Pass

Note:

1. Output Power (dBm) = 10LOG (Chain A Power (mW)+ Chain B Power (mW))
2. 26dB Bandwidth is the bandwidth of chain A or chain Bwhichever is less bandwidth, output power limitation is more stringent.

26dB Occupied Bandwidth:

Channel 50 (Chain A)

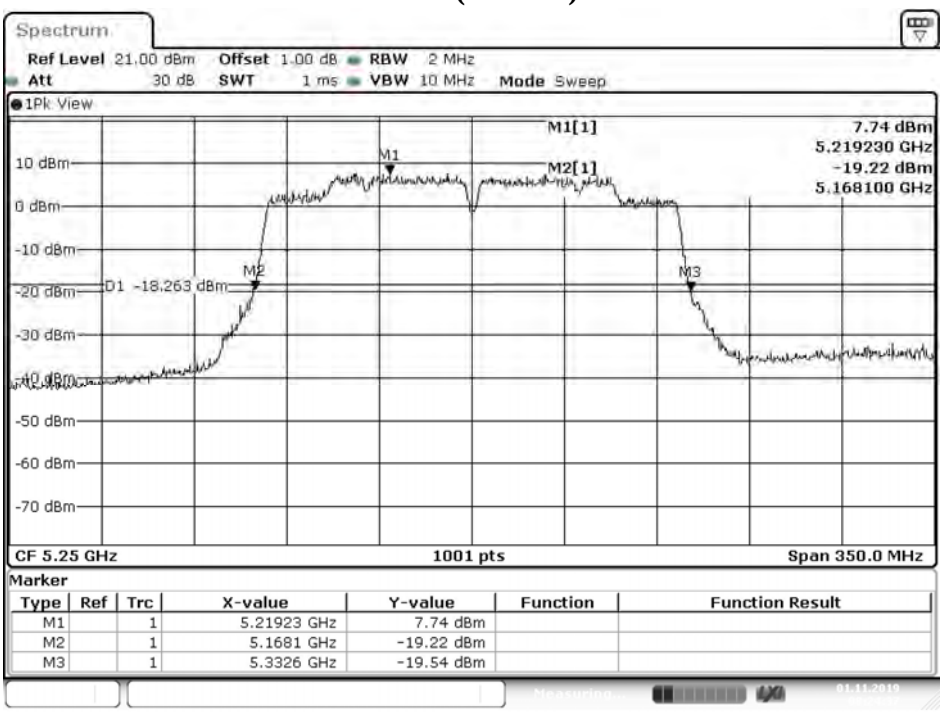

Date: 1.NOV.2019 08:24:37

Channel 50 (Chain B)

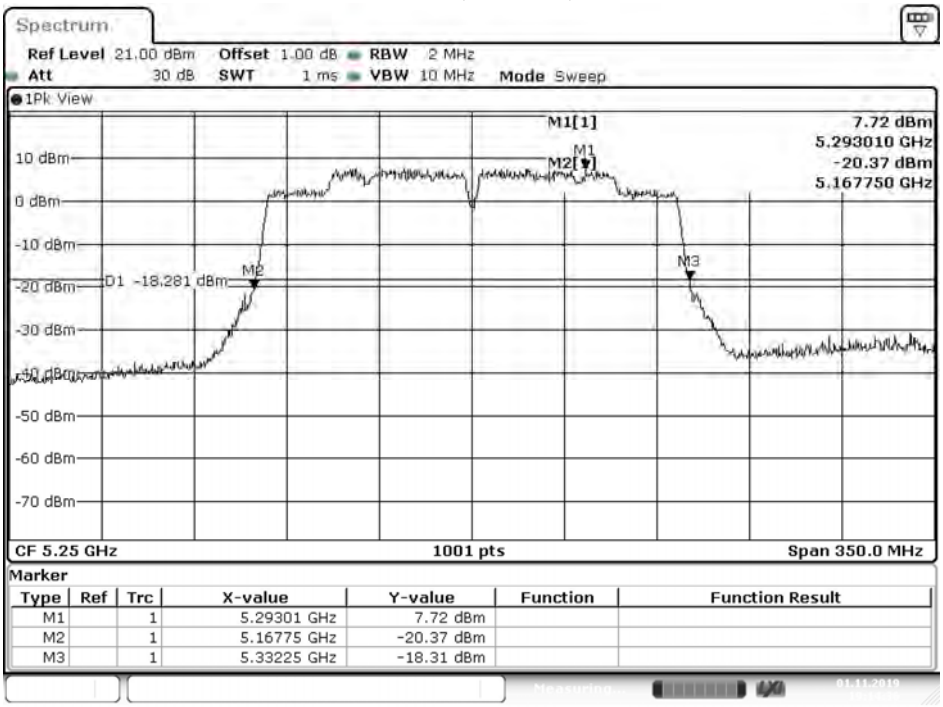

Date: 1.NOV.2019 19:14:36

Channel 114 (Chain A)

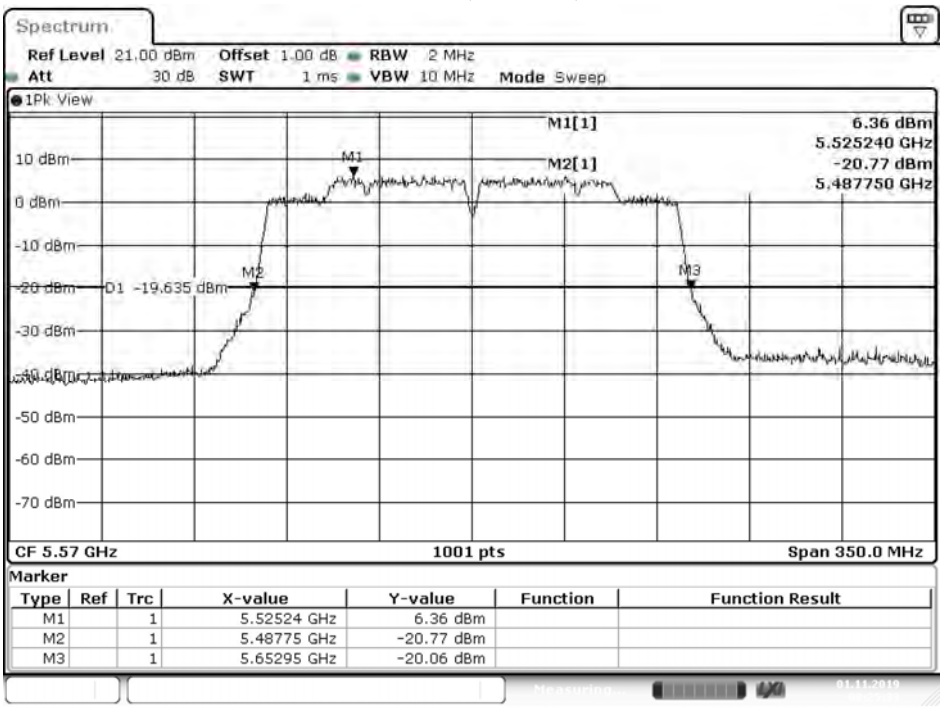

Date: 1.NOV.2019 08:25:34

Channel 114 (Chain B)

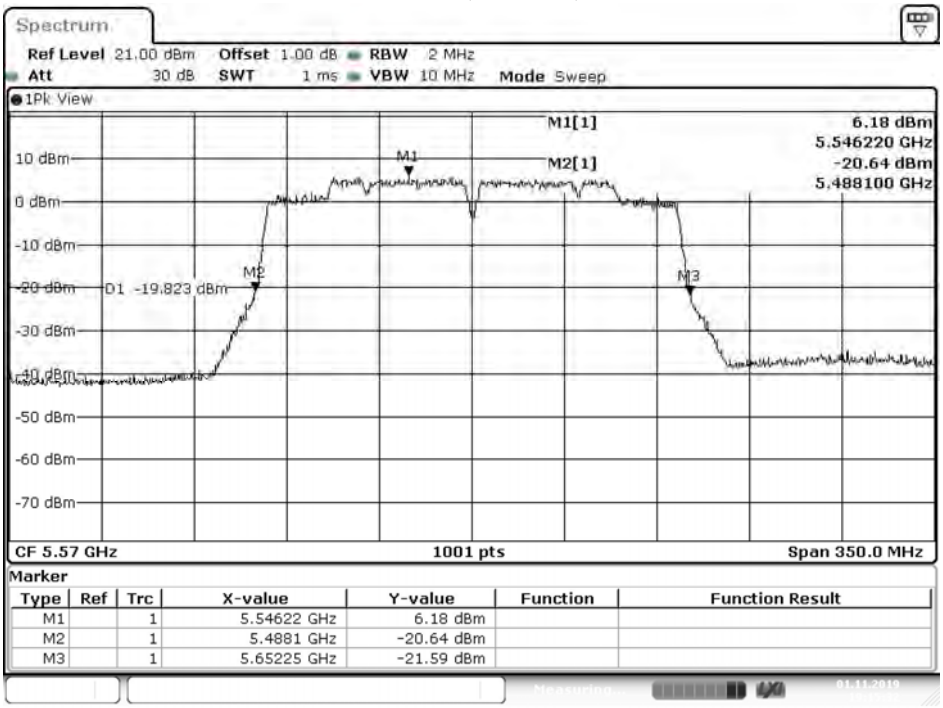

Date: 1.NOV.2019 19:15:32

99% Occupied Bandwidth:

Channel 50 (Chain A)

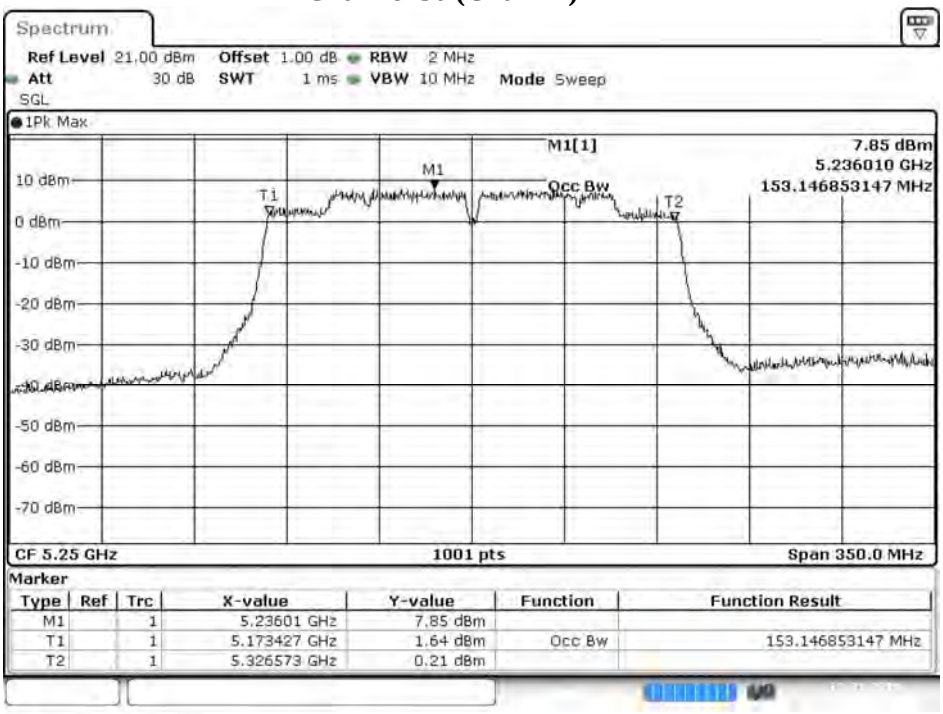

Date: 21.OCT.2019 13:33:00

Channel 50 (Chain B)

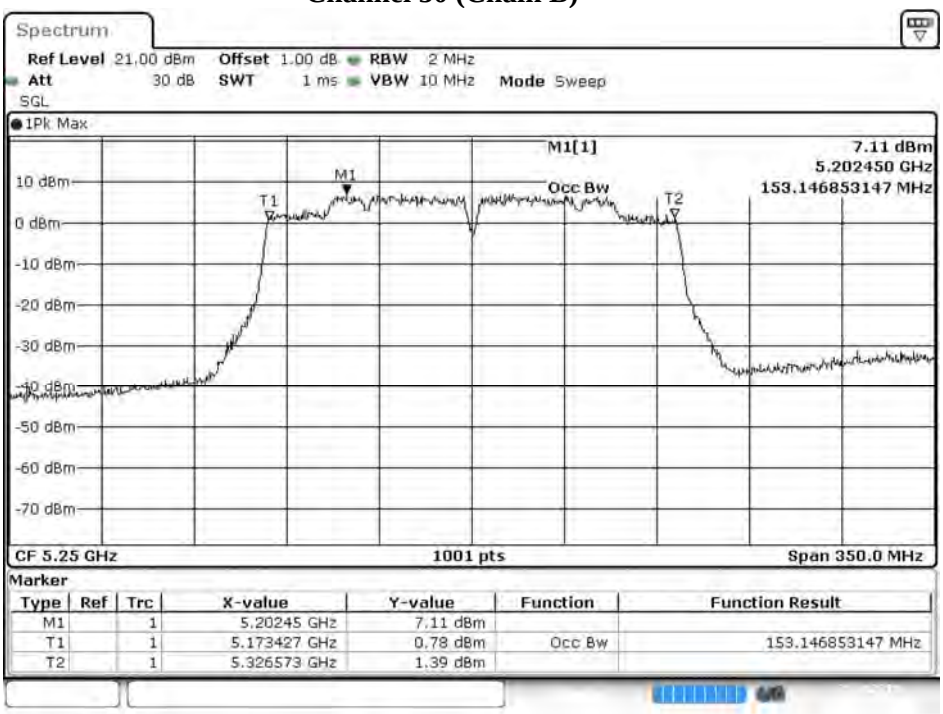

Date: 21.OCT.2019 04:38:34

Maximum conducted output power:

Channel 50 (U-NII-1) (Chain A)

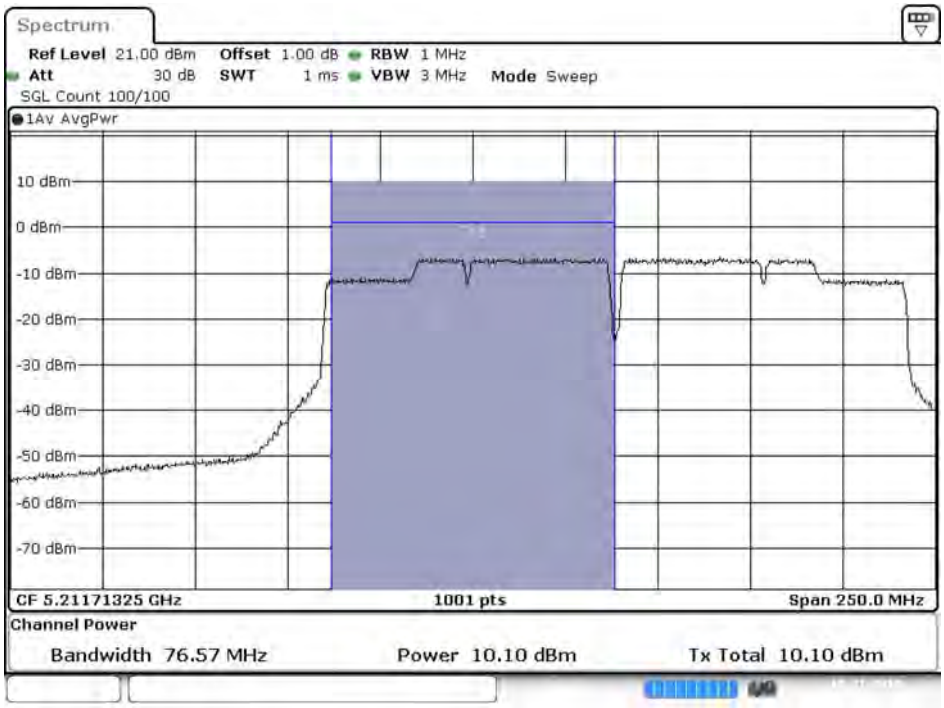

Date: 21.OCT.2019 13:33:25

Maximum conducted output power:

Channel 50 (U-NII-2A) (Chain A)

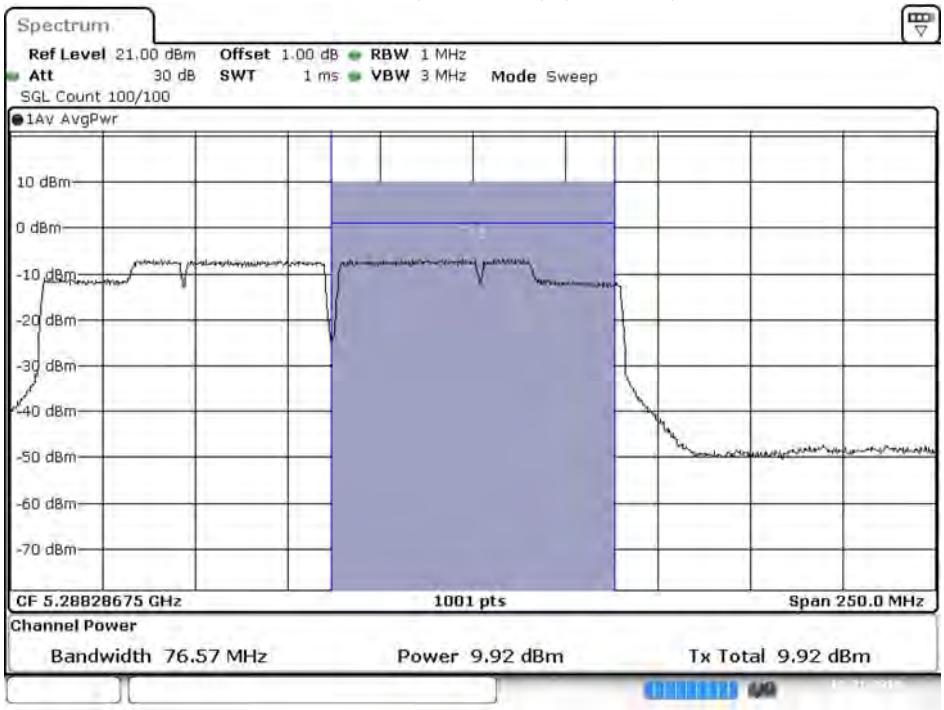

Date: 21.OCT.2019 13:33:48

Maximum conducted output power:

Channel 50 (U-NII-1) (Chain B)

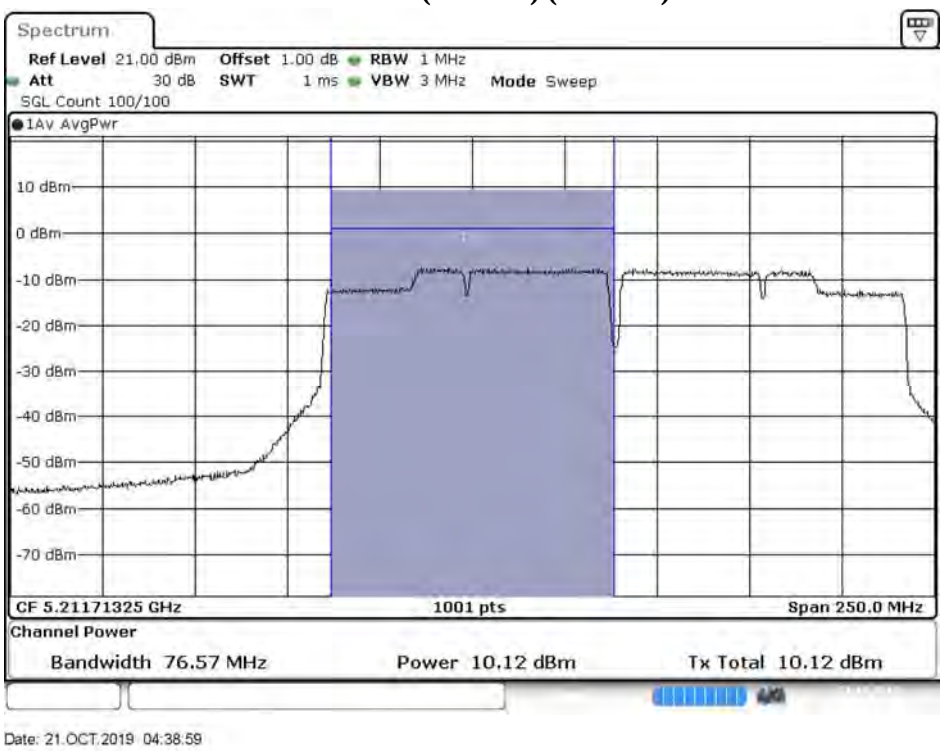

Date: 21.OCT.2019 04:38:59

Maximum conducted output power:

Channel 50 (U-NII-2A) (Chain B)

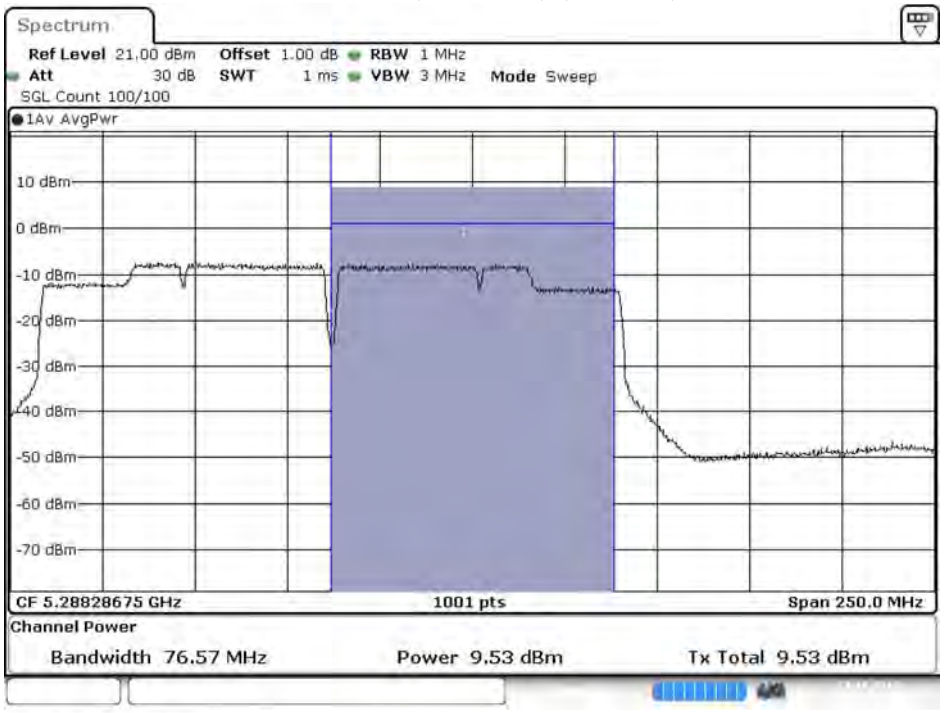

Date: 21.OCT.2019 04:39:21

Product : Intel® Wi-Fi 6 AX201
Test Item : Maximum conducted output power
Test Date : 2019/12/03
Test Mode : Mode 6 SISO A: Transmit (802.11ax-20BW_8.6Mbps)

Cable loss=1.0dB		Maximum conducted output power											
Channel No.	Frequency (MHz)	Data Rate											
		MCS0	MCS1	MCS2	MCS3	MCS4	MCS5	MCS6	MCS7	MCS8	MCS9	MCS10	MCS11
36	5180	18.95	--	--	--	--	--	--	--	--	--	--	--
44	5220	19.86	19.80	19.74	19.69	19.64	19.58	19.54	19.49	19.44	19.39	19.33	19.28
48	5240	20.82	--	--	--	--	--	--	--	--	--	--	--
52	5260	21.02	--	--	--	--	--	--	--	--	--	--	--
60	5300	20.92	20.86	20.82	20.77	20.73	20.68	20.64	20.58	20.52	20.48	20.42	20.37
64	5320	18.52	--	--	--	--	--	--	--	--	--	--	--
100	5500	18.76	--	--	--	--	--	--	--	--	--	--	--
116	5580	20.85	20.79	20.75	20.70	20.64	20.58	20.54	20.50	20.43	20.38	20.34	20.28
140	5700	17.21	--	--	--	--	--	--	--	--	--	--	--
144(U-NII-2C)	5720	19.75	19.70	19.64	19.59	19.55	19.50	19.45	19.40	19.33	19.30	19.24	19.17
144(U-NII-3)	5720	14.63	14.60	14.53	14.48	14.43	14.39	14.35	14.28	14.24	14.19	14.13	14.09
149	5745	20.92	--	--	--	--	--	--	--	--	--	--	--
157	5785	20.89	20.83	20.78	20.72	20.67	20.62	20.58	20.51	20.45	20.39	20.33	20.26
165	5825	21.05	--	--	--	--	--	--	--	--	--	--	--

Note: Maximum conducted output power Value =Reading value on average power meter + cable loss

Maximum conducted output power Measurement:

Channel Number	Frequency (MHz)	26dB Bandwidth (MHz)	Output Power (dBm)	Output Power Limit	
				(dBm)	dBm+10log(BW)
36	5180	--	18.95	24	--
44	5220	--	19.86	24	--
48	5240	--	20.82	24	--
52	5260	28.450	21.02	24	25.54
60	5300	30.300	20.92	24	25.81
64	5320	24.250	18.52	24	24.85
100	5500	23.450	18.76	24	24.70
116	5580	27.150	20.85	24	25.34
140	5700	24.100	17.21	24	24.82
144(U-NII-2C)	5720	19.685	19.75	24	23.94
144(U-NII-3)	5720	--	14.63	30	--
149	5745	--	20.92	30	--
157	5785	--	20.89	30	--
165	5825	--	21.05	30	--

26dB Occupied Bandwidth:

Channel 52

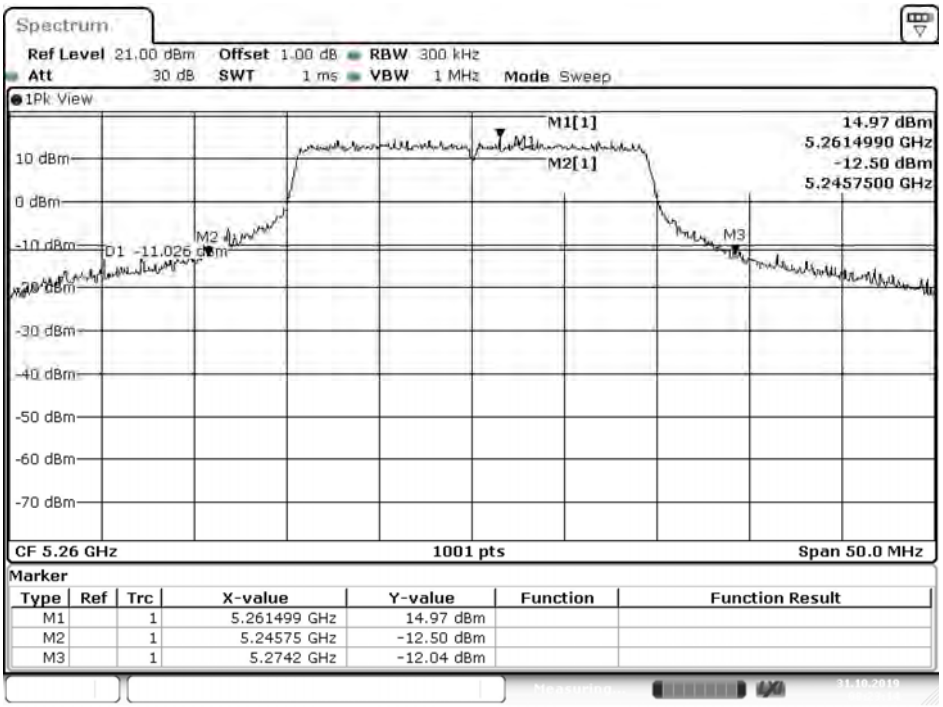

Date: 31.OCT.2019 08:23:15

Channel 60

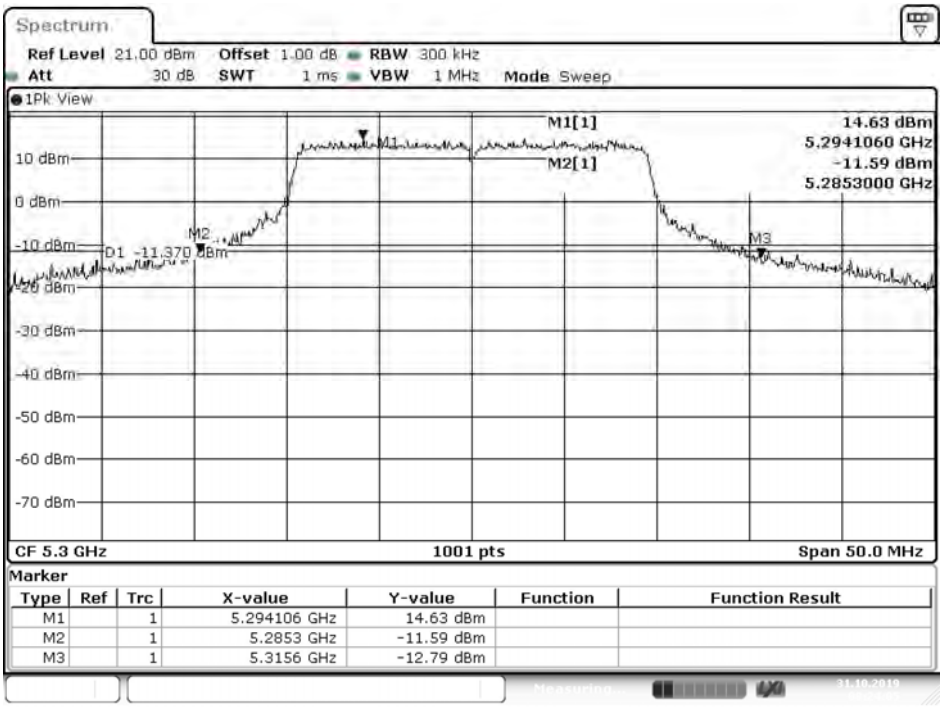

Date: 31.OCT.2019 08:24:05

Channel 64

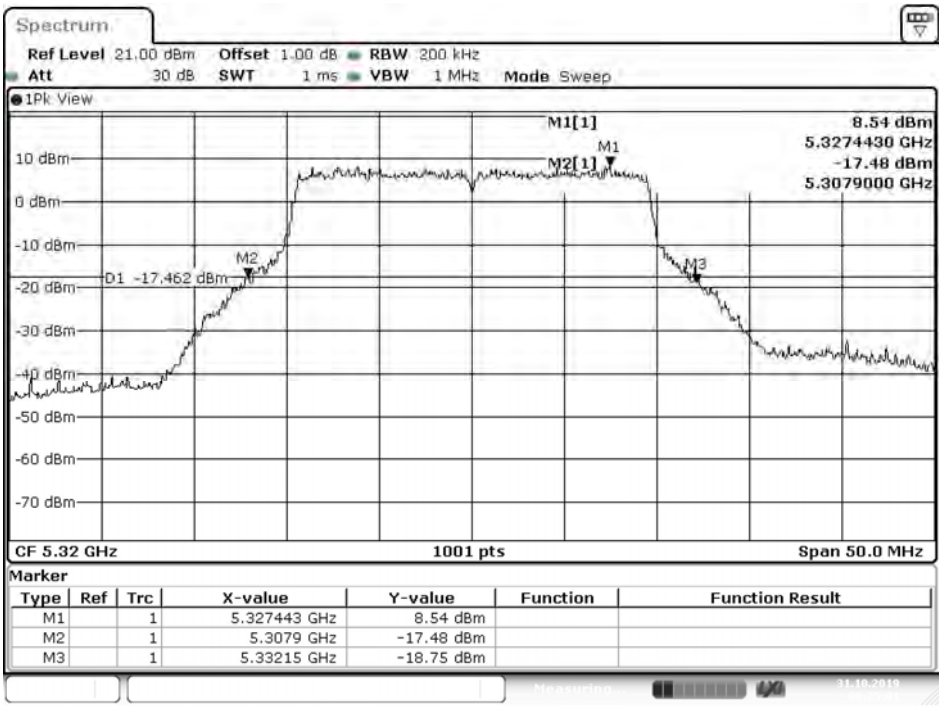

Date: 31.OCT.2019 08:25:01

Channel 100

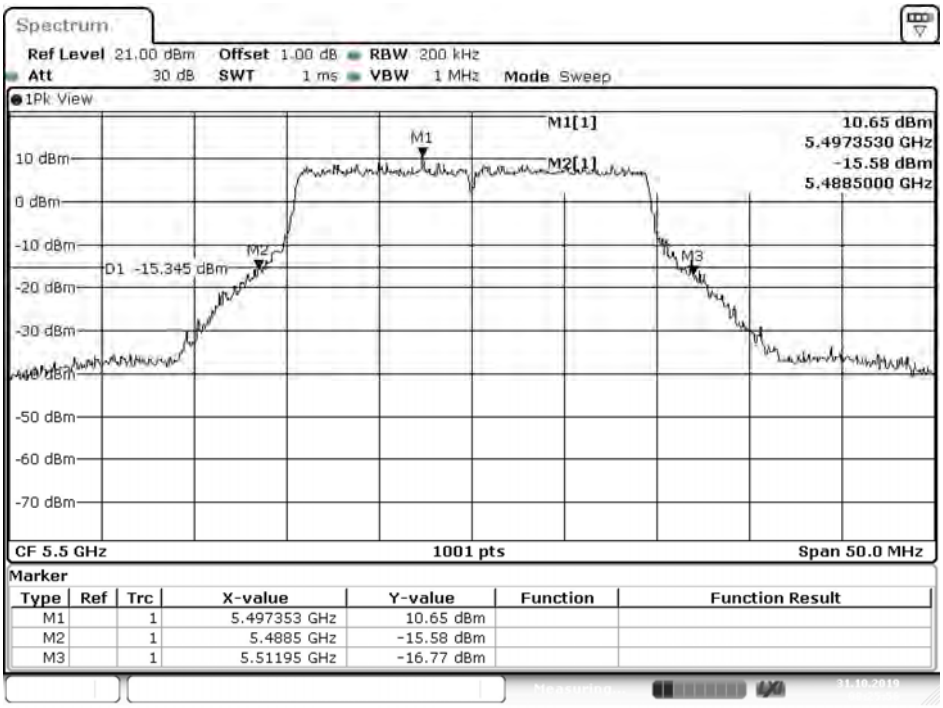

Date: 31.OCT.2019 08:25:57

Channel 116

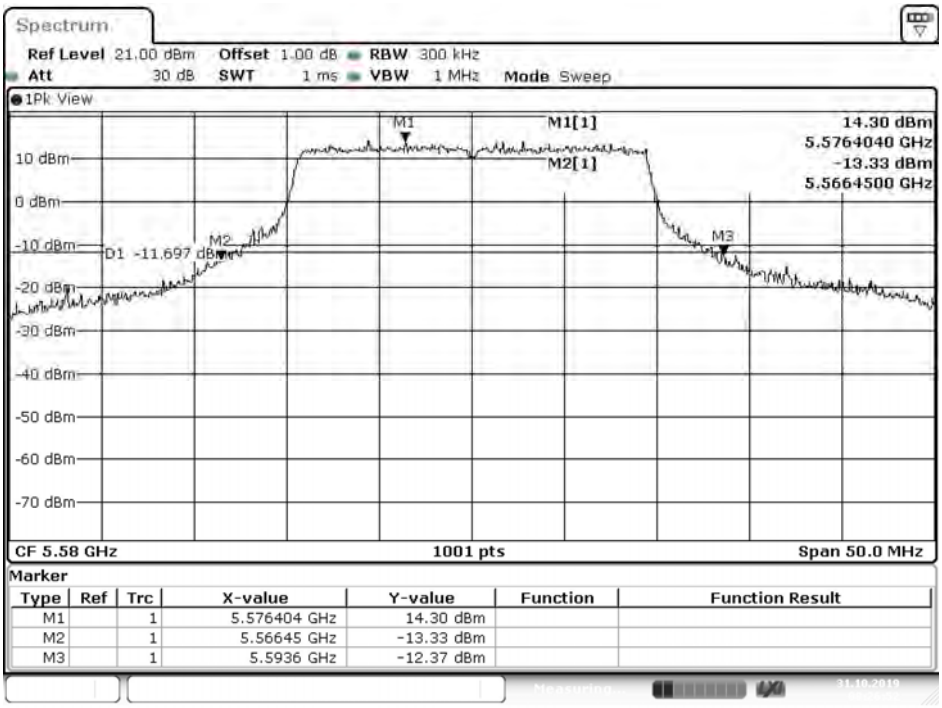

Date: 31.OCT.2019 08:26:53

Channel 140

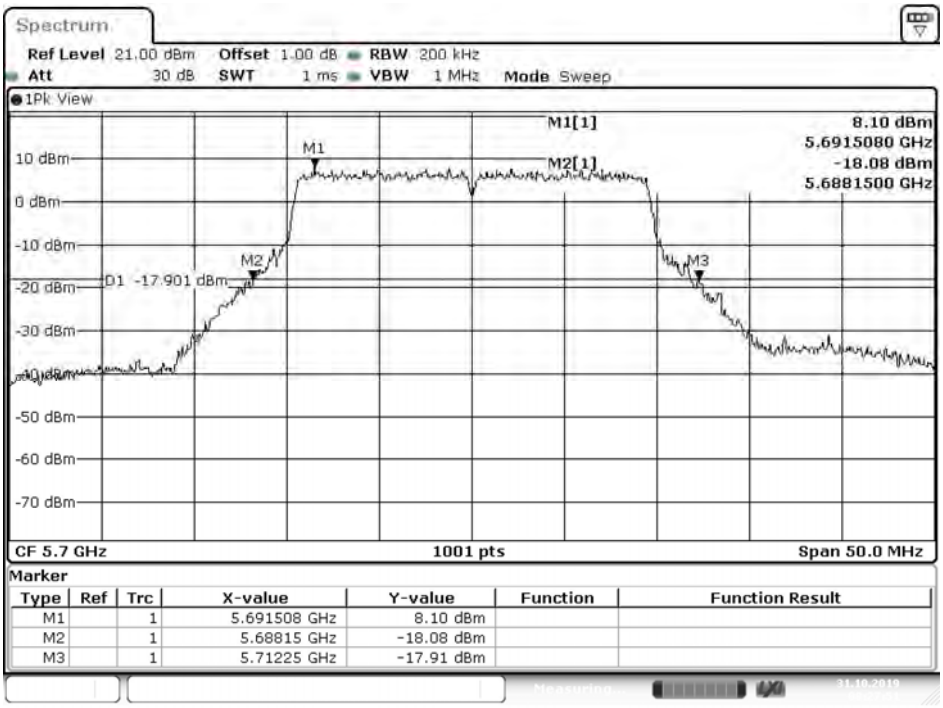

Date: 31.OCT.2019 08:27:51

Channel 144

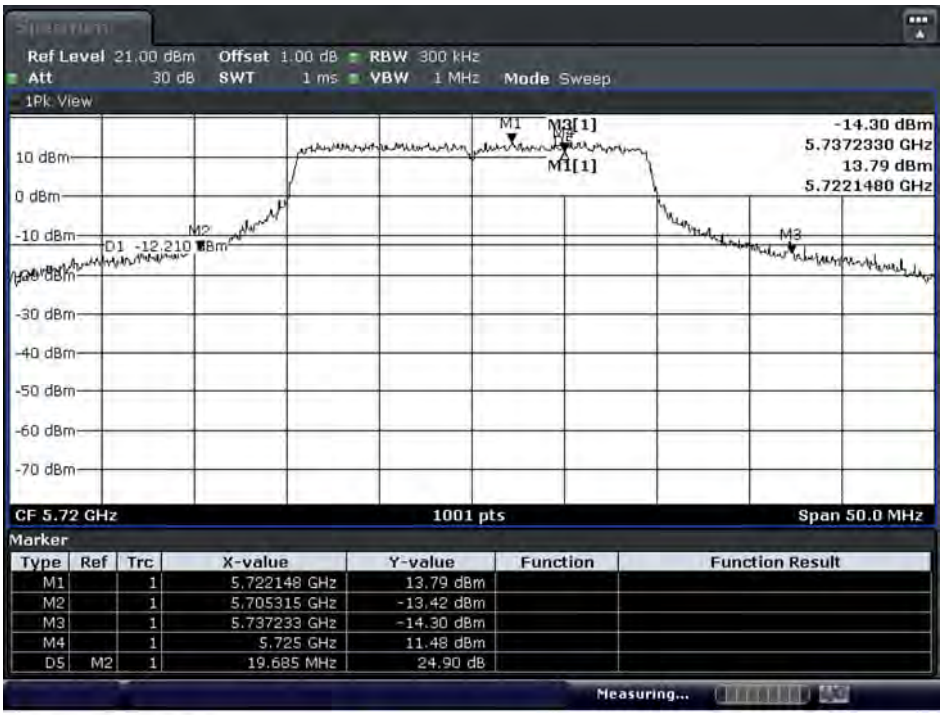

Date: 4.DEC.2019 17:44:06

99% Occupied Bandwidth:

Channel 144

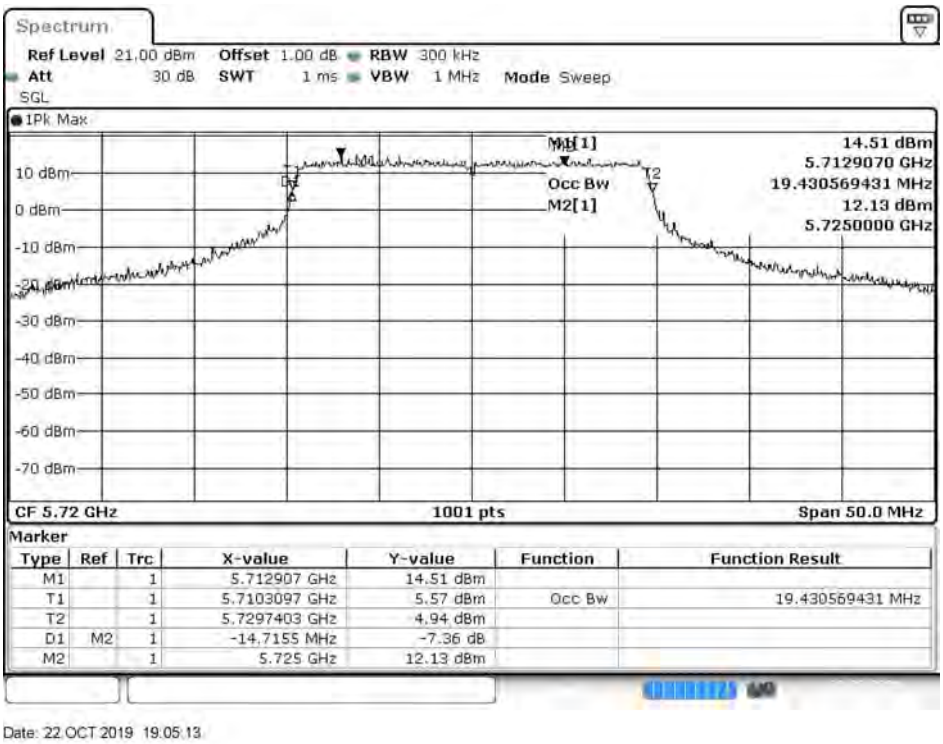

Date: 22.OCT.2019 19:05:13

Maximum conducted output power:

Channel 144 (U-NII-2C)

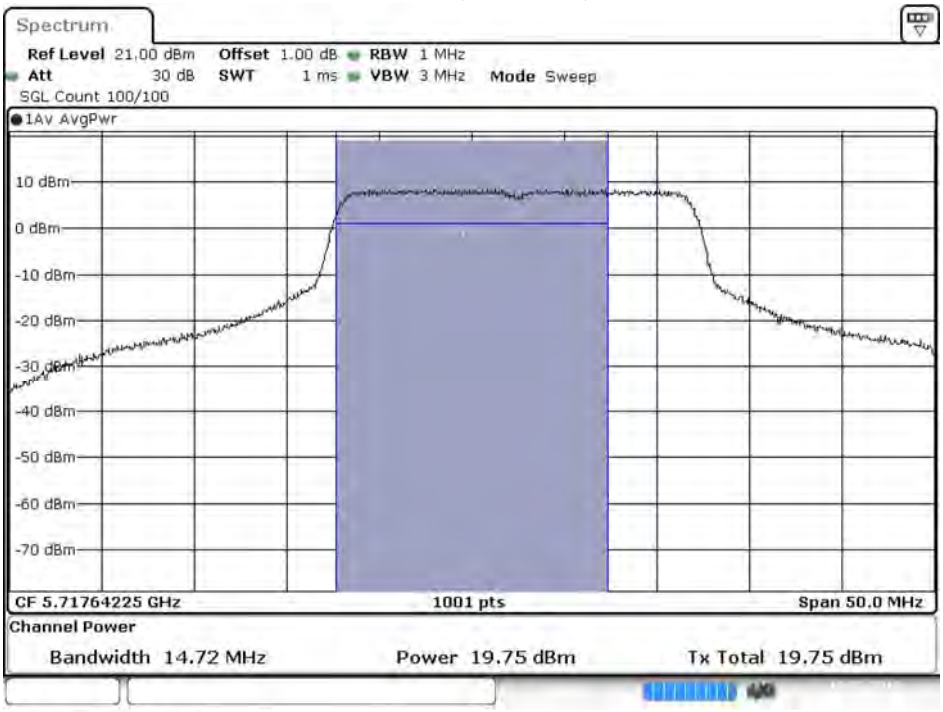

Date: 22.OCT.2019 19:05:36

Maximum conducted output power:
Channel 144 (U-NII-3)

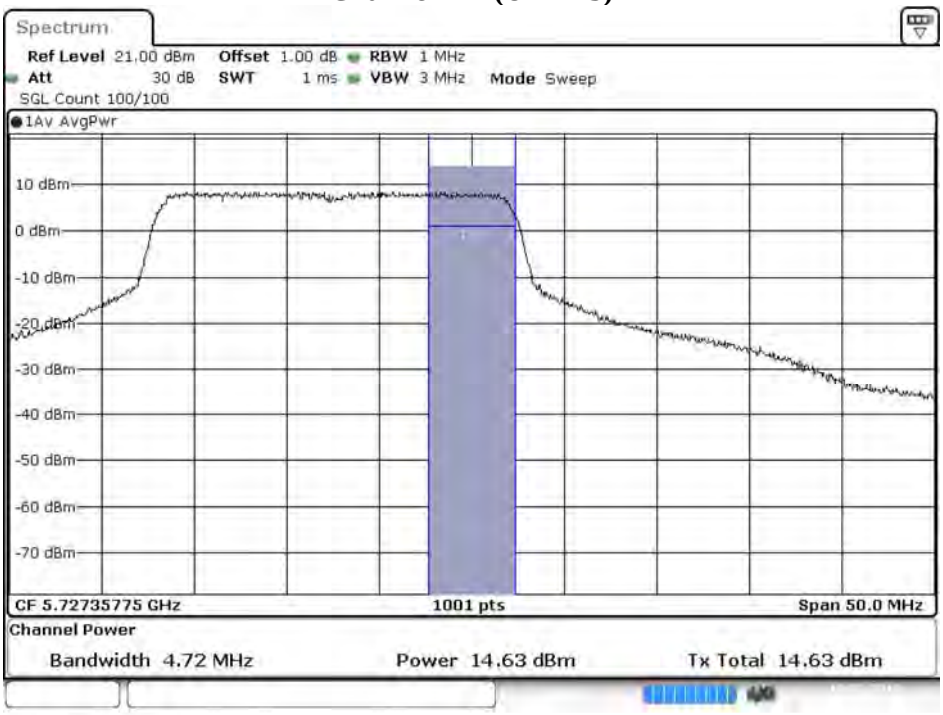

Date: 22.OCT.2019 19:06:00

Product : Intel® Wi-Fi 6 AX201
Test Item : Maximum conducted output power
Test Date : 2019/12/03
Test Mode : Mode 7 SISO A: Transmit (802.11ax-40BW_17.2Mbps)

Cable loss=1.0dB		Maximum conducted output power											
Channel No.	Frequency (MHz)	Data Rate											
		MCS0	MCS1	MCS2	MCS3	MCS4	MCS5	MCS6	MCS7	MCS8	MCS9	MCS10	MCS11
38	5190	18.76	--	--	--	--	--	--	--	--	--	--	--
46	5230	20.86	20.82	20.75	20.70	20.66	20.61	20.57	20.51	20.46	20.42	20.39	20.36
54	5270	20.27	--	--	--	--	--	--	--	--	--	--	--
62	5310	16.96	16.92	16.88	16.85	16.80	16.73	16.68	16.62	16.58	16.55	16.50	16.47
102	5510	18.25	--	--	--	--	--	--	--	--	--	--	--
110	5550	20.99	20.96	20.89	20.85	20.80	20.76	20.72	20.67	20.61	20.55	20.49	20.44
134	5670	19.16	--	--	--	--	--	--	--	--	--	--	--
142(U-NII-2C)	5710	20.36	20.30	20.26	20.22	20.16	20.13	20.08	20.04	20.00	19.94	19.89	19.83
142(U-NII-3)	5710	11.08	11.01	10.95	10.92	10.87	10.83	10.77	10.71	10.67	10.60	10.56	10.53
151	5755	20.90	--	--	--	--	--	--	--	--	--	--	--
159	5795	20.83	20.79	20.74	20.67	20.61	20.58	20.51	20.46	20.40	20.35	20.29	20.25

Note: Maximum conducted output power Value =Reading value on average power meter + cable loss

Maximum conducted output power Measurement:

Channel Number	Frequency (MHz)	26dB Bandwidth (MHz)	Output Power (dBm)	Output Power Limit	
				(dBm)	dBm+10log(BW)
38	5190	--	18.76	24	--
46	5230	--	20.86	24	--
54	5270	47.800	20.27	24	27.79
62	5310	43.800	16.96	24	27.41
102	5510	44.300	18.25	24	27.46
110	5550	50.000	20.99	24	27.99
134	5670	45.200	19.16	24	27.55
142(U-NII-2C)	5710	38.520	20.36	24	26.86
142(U-NII-3)	5710	--	11.08	30	--
151	5755	--	20.90	30	--
159	5795	--	20.83	30	--

26dB Occupied Bandwidth:

Channel 54

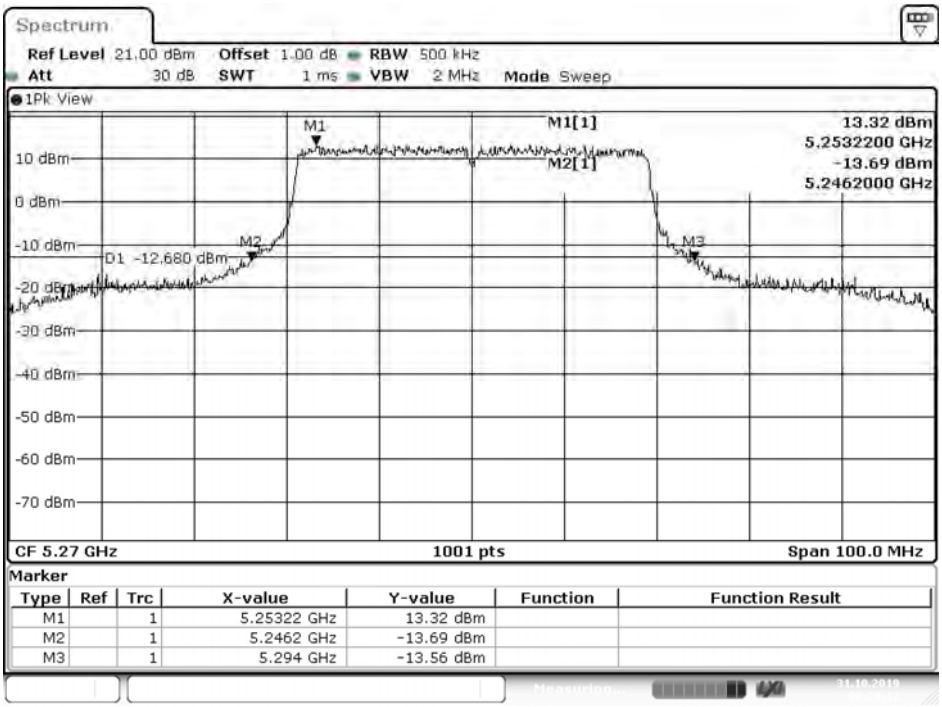

Date: 31.OCT.2019 08:29:12

Channel 62

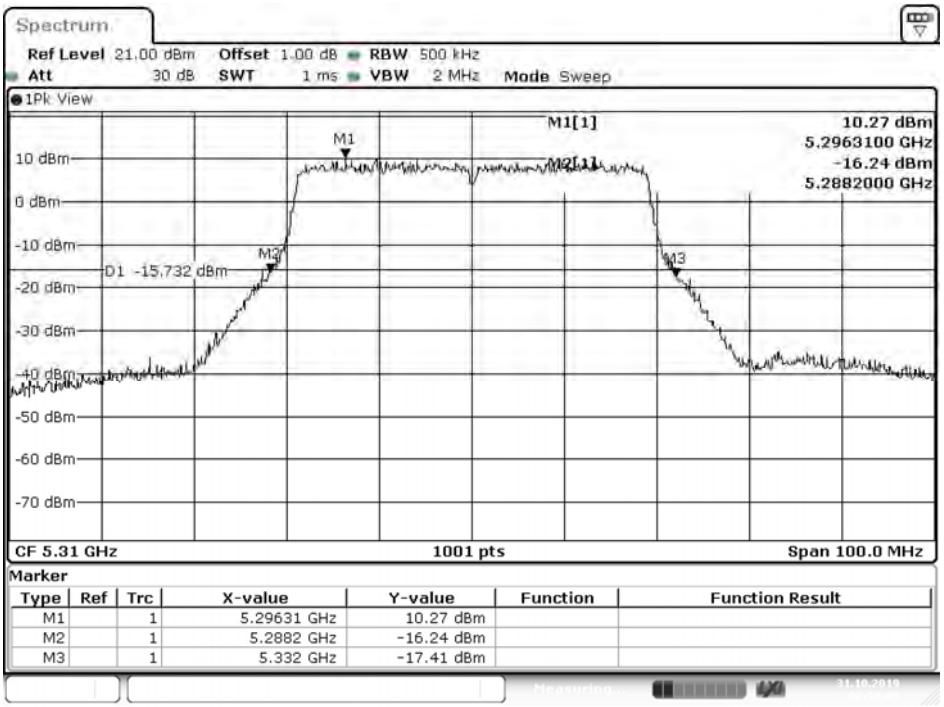

Date: 31.OCT.2019 08:30:09

Channel 102

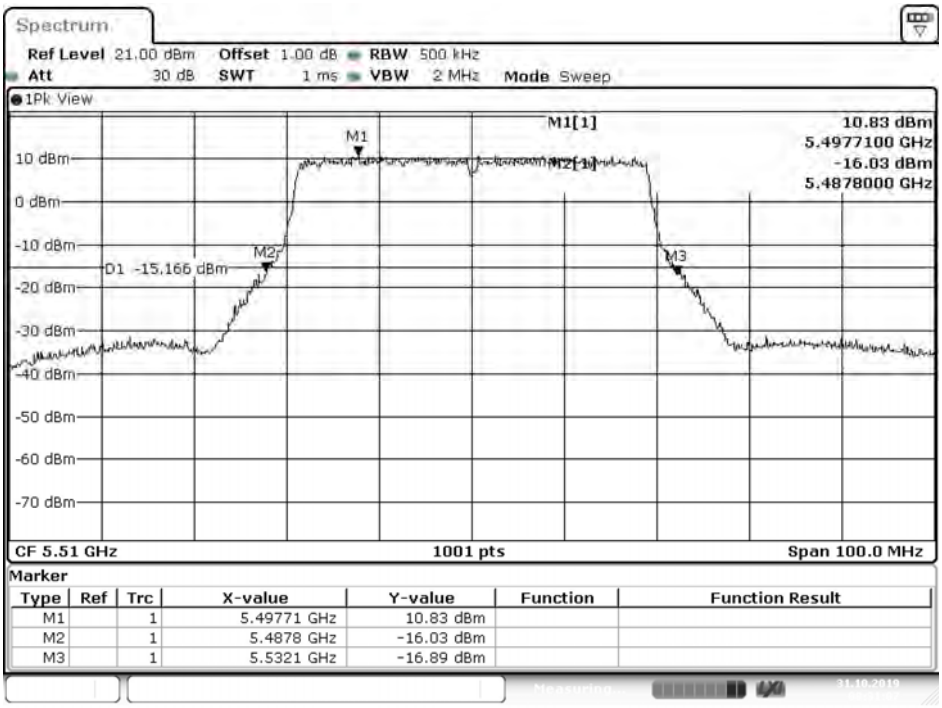

Date: 31.OCT.2019 08:31:07

Channel 110

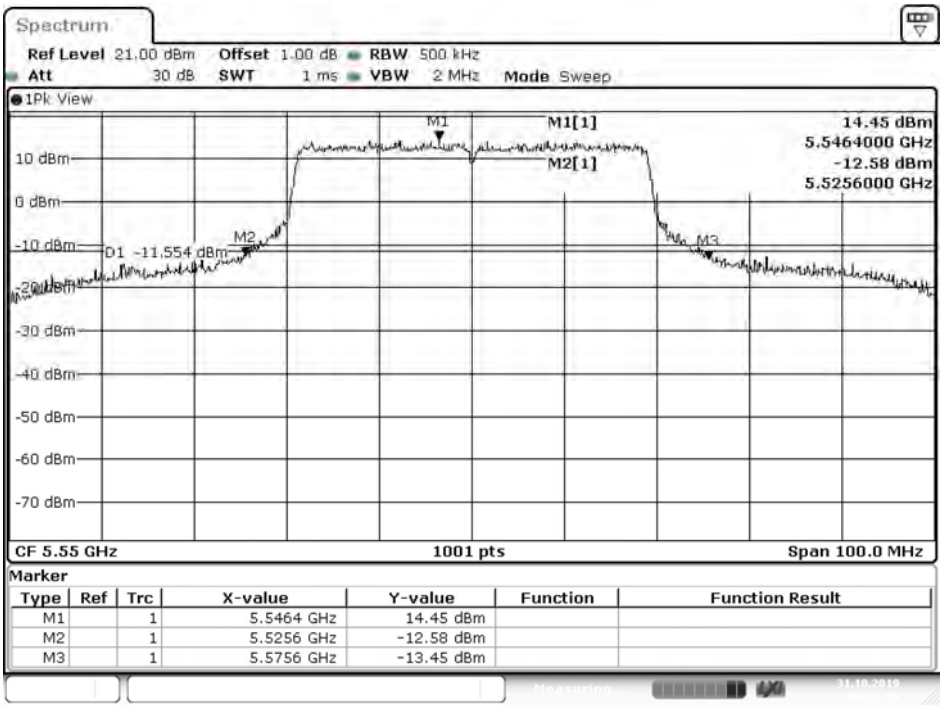

Date: 31.OCT.2019 08:32:00

Channel 134

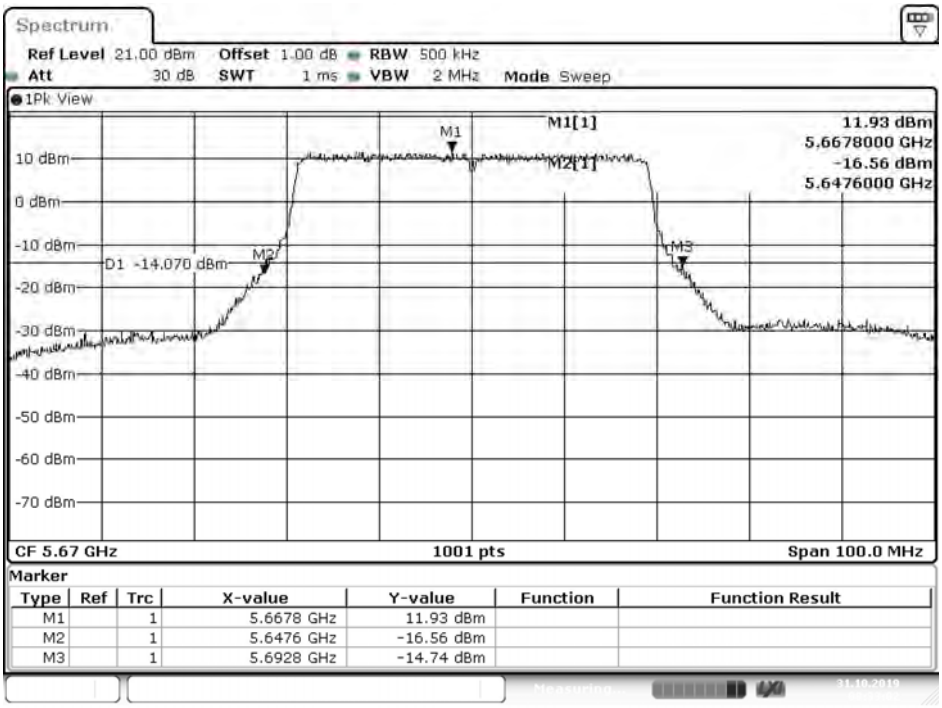

Date: 31.OCT.2019 08:33:03

Channel 142

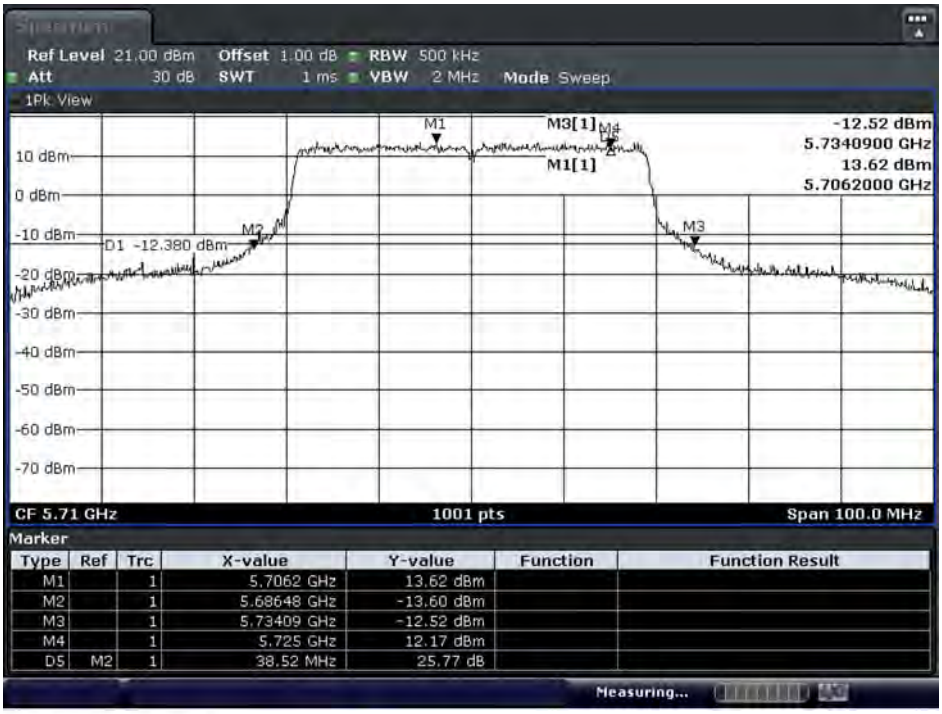

Date: 4.DEC.2019 17:28:15

99% Occupied Bandwidth:

Channel 142

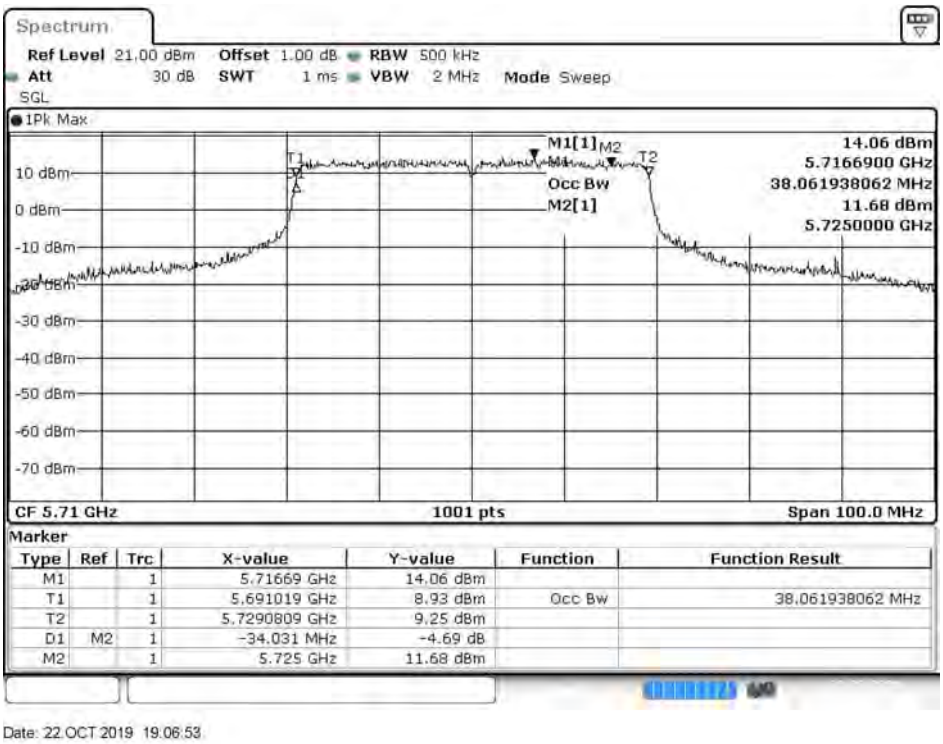

Date: 22.OCT.2019 19:06:53

Maximum conducted output power:

Channel 142 (U-NII-2C)

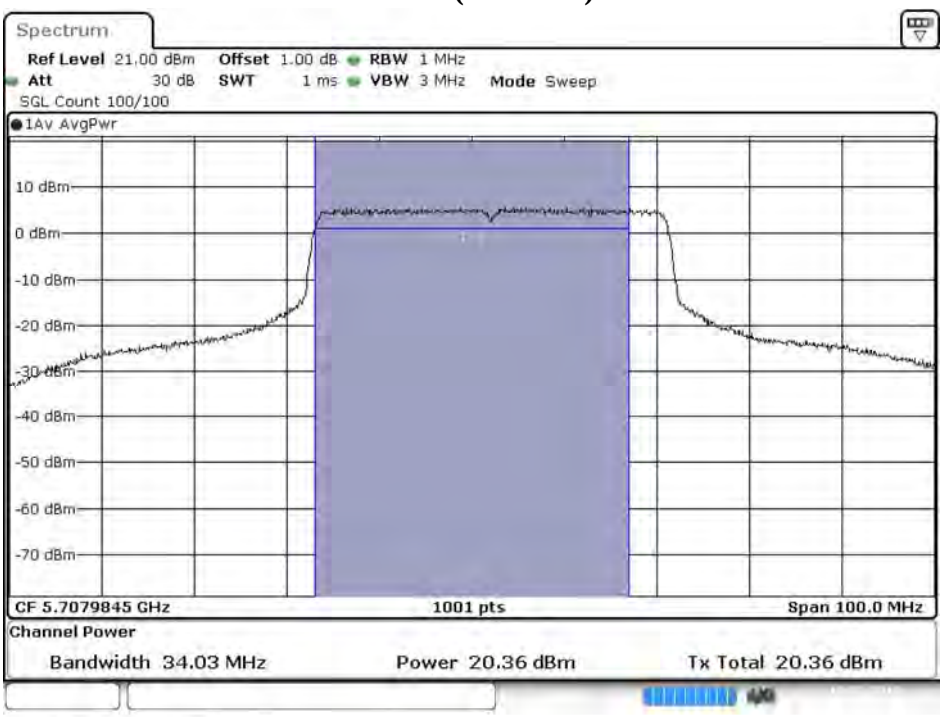

Date: 22.OCT.2019 19:07:16

Maximum conducted output power:
Channel 142 (U-NII-3)

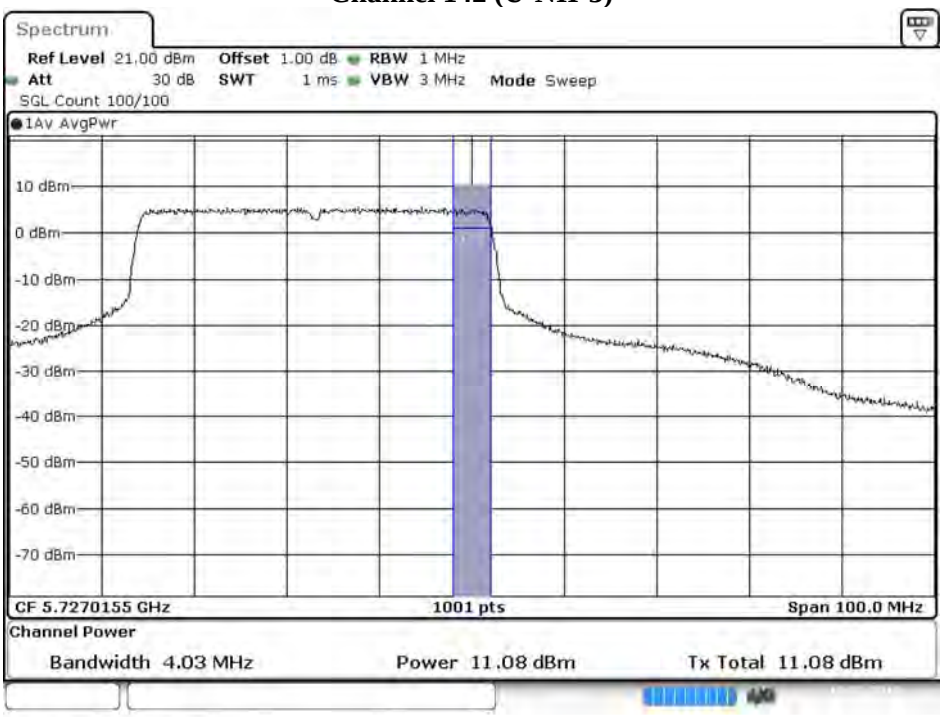

Date: 22.OCT.2019 19:07:40

Product : Intel® Wi-Fi 6 AX201
Test Item : Maximum conducted output power
Test Date : 2019/12/02
Test Mode : Mode 8 SISO A: Transmit (802.11ax-80BW_36Mbps)

Cable loss=1.0dB		Maximum conducted output power											
Channel No	Frequency (MHz)	Data Rate											
		MCS0	MCS1	MCS2	MCS3	MCS4	MCS5	MCS6	MCS7	MCS8	MCS9	MCS10	MCS11
42	5210	18.07	18.04	17.98	17.93	17.87	17.80	17.76	17.72	17.67	17.62	17.57	17.53
58	5290	17.73	17.66	17.63	17.59	17.56	17.49	17.46	17.41	17.35	17.30	17.24	17.19
106	5530	17.92	--	--	--	--	--	--	--	--	--	--	--
122	5610	19.41	19.38	19.32	19.25	19.20	19.13	19.07	19.01	18.97	18.91	18.87	18.80
138 (U-NII-2C)	5690	20.85	--	--	--	--	--	--	--	--	--	--	--
138 (U-NII-3)	5690	5.22	--	--	--	--	--	--	--	--	--	--	--
155	5775	19.15	19.09	19.04	18.98	18.92	18.88	18.82	18.75	18.69	18.63	18.57	18.51

Note: Maximum conducted output power Value =Reading value on Spectrum Analyzer + cable loss

Maximum conducted output power Measurement:

Channel No	Frequency Range (MHz)	26dB Bandwidth (MHz)	Output Power (dBm)	Output Power Limit	
				(dBm)	dBm+10log(BW)
42	5210	--	18.07	24	--
58	5290	84.000	17.73	24	30.24
106	5530	83.800	17.92	24	30.23
122	5610	83.800	19.41	24	30.23
138 (U-NII-2C)	5690	76.560	20.85	24	29.84
138 (U-NII-3)	5690	--	5.22	30	--
155	5775	--	19.15	30	--

26dB Occupied Bandwidth:

Channel 58

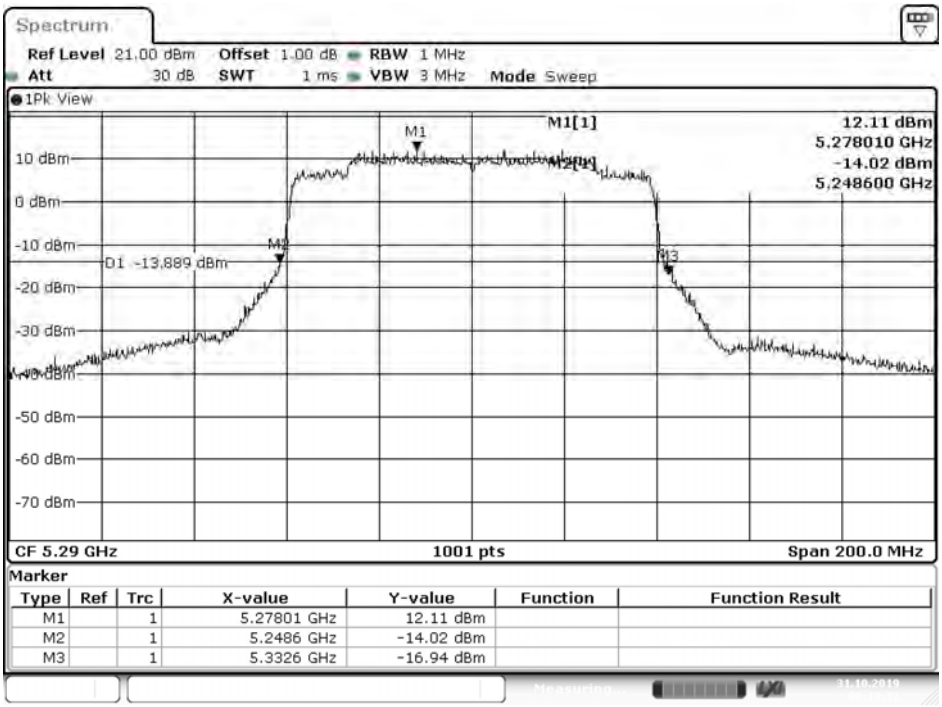

Date: 31.OCT.2019 08:19:32

Channel 106

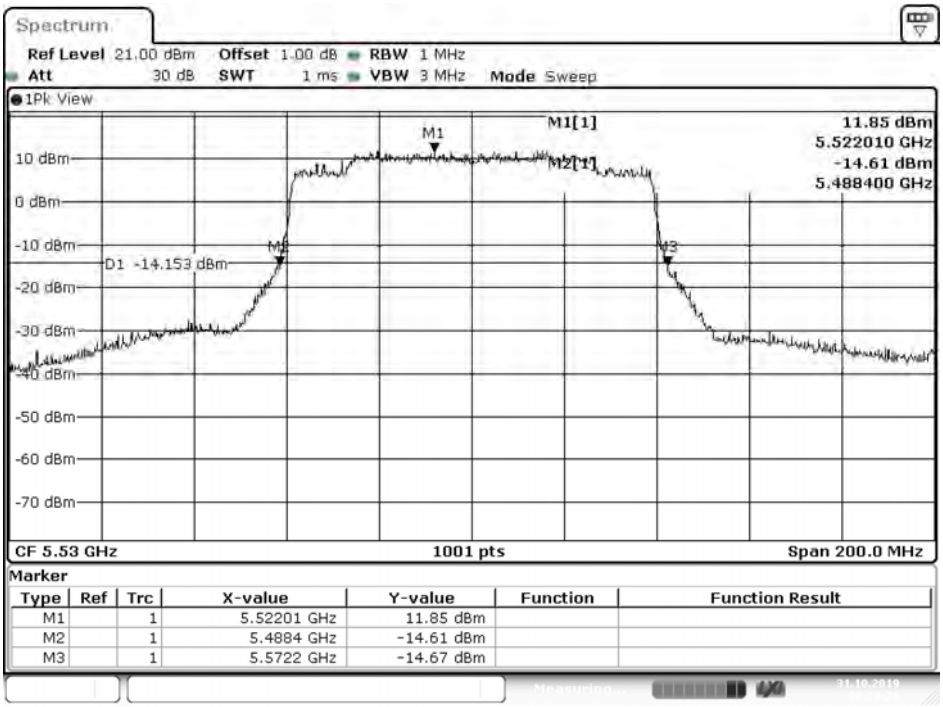

Date: 31.OCT.2019 08:20:26

Channel 122

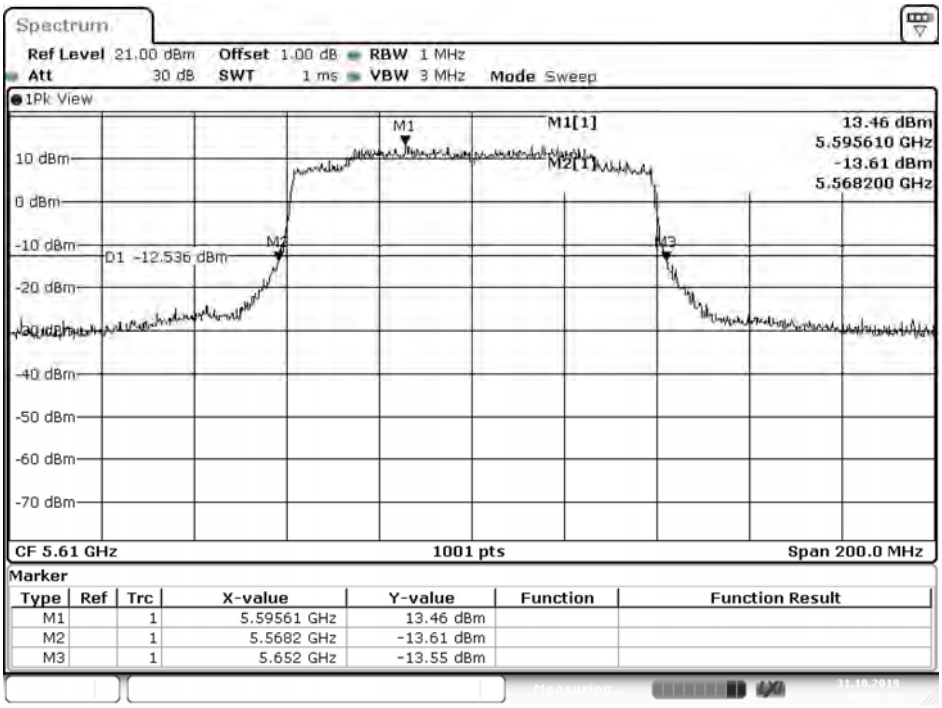

Date: 31.OCT.2019 08:21:19

Channel 138

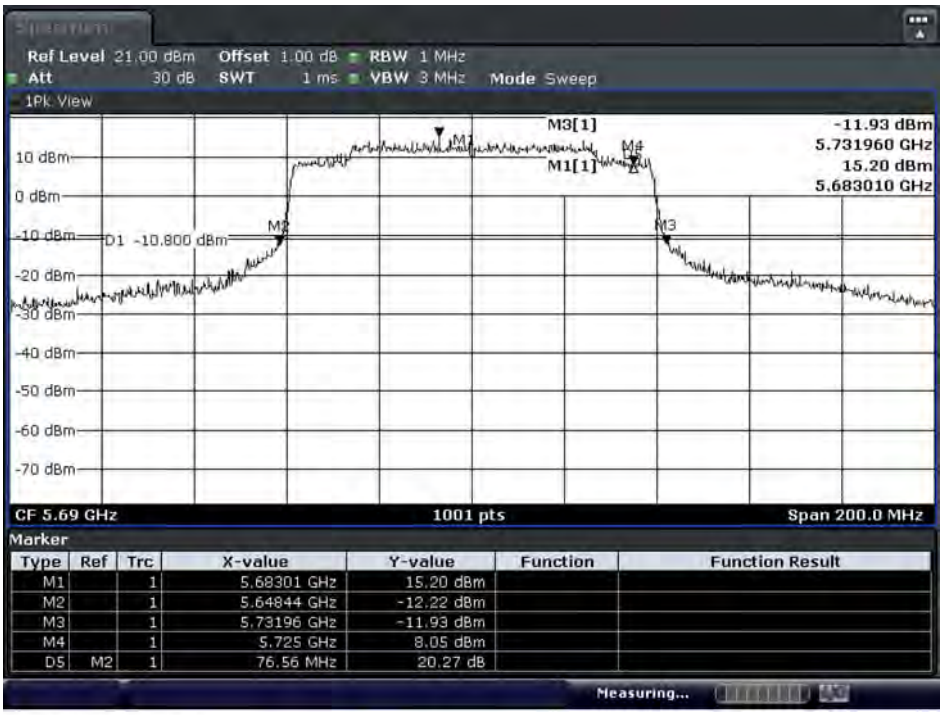

Date: 4.DEC.2019 17:56:42

99% Occupied Bandwidth:

Channel 138

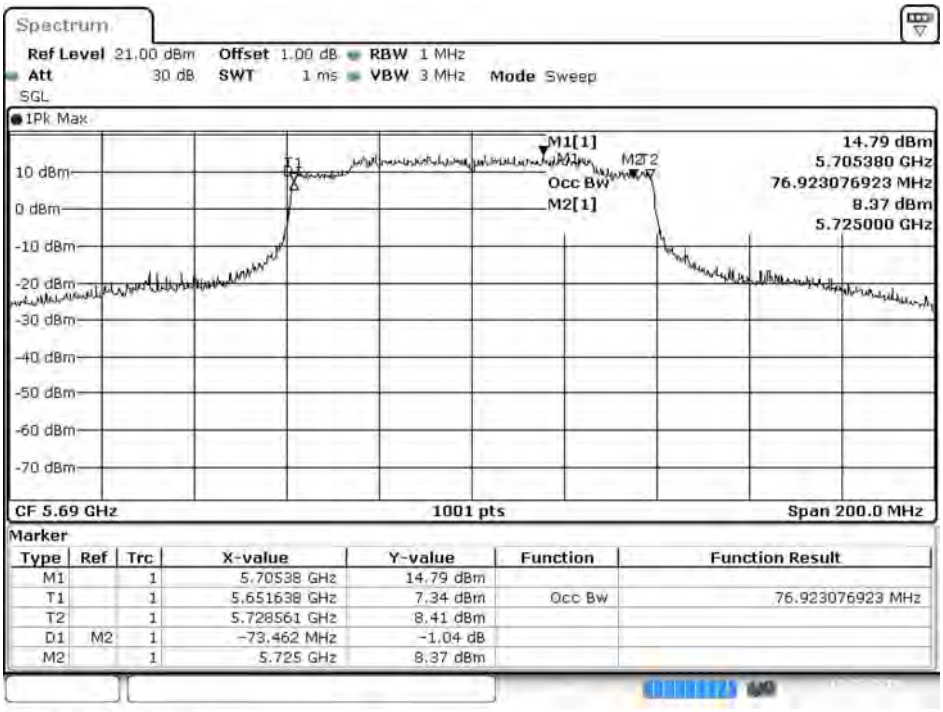

Marker

Type	Ref	Trc	X-value	Y-value	Function	Function Result
M1		1	5.70538 GHz	14.79 dBm		
T1		1	5.651638 GHz	7.34 dBm	Occ Bw	76.923076923 MHz
T2		1	5.728561 GHz	8.41 dBm		
D1	M2	1	-73.462 MHz	-1.04 dB		
M2		1	5.725 GHz	8.37 dBm		

Date: 22.OCT.2019 19:17:12

Maximum conducted output power:

Channel 138 (U-NII-2C)

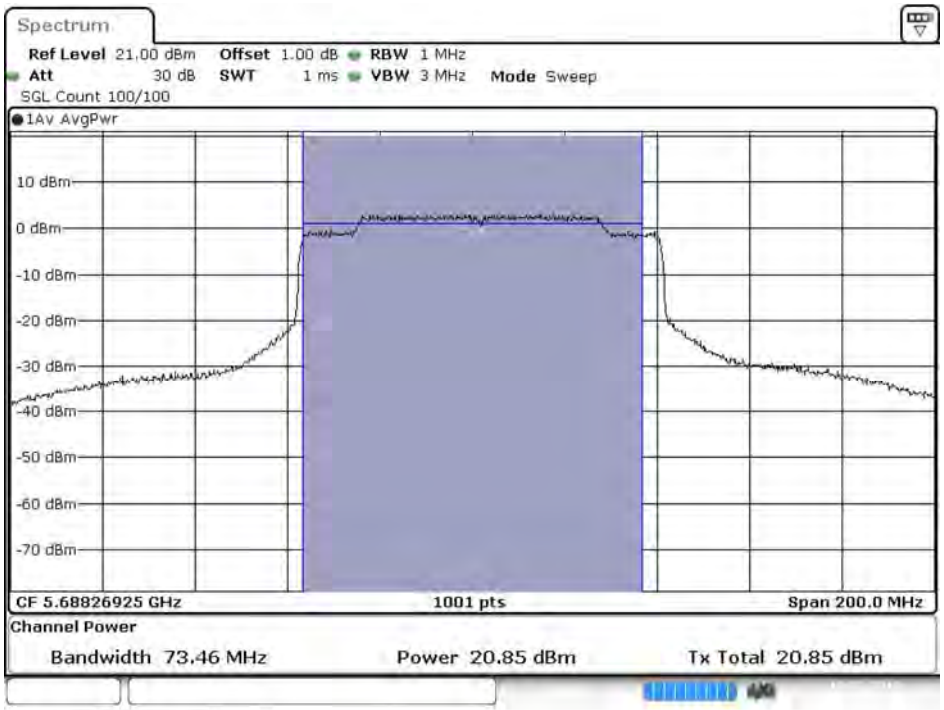

Date: 22.OCT.2019 19:17:35

Maximum conducted output power:

Channel 138 (U-NII-3)

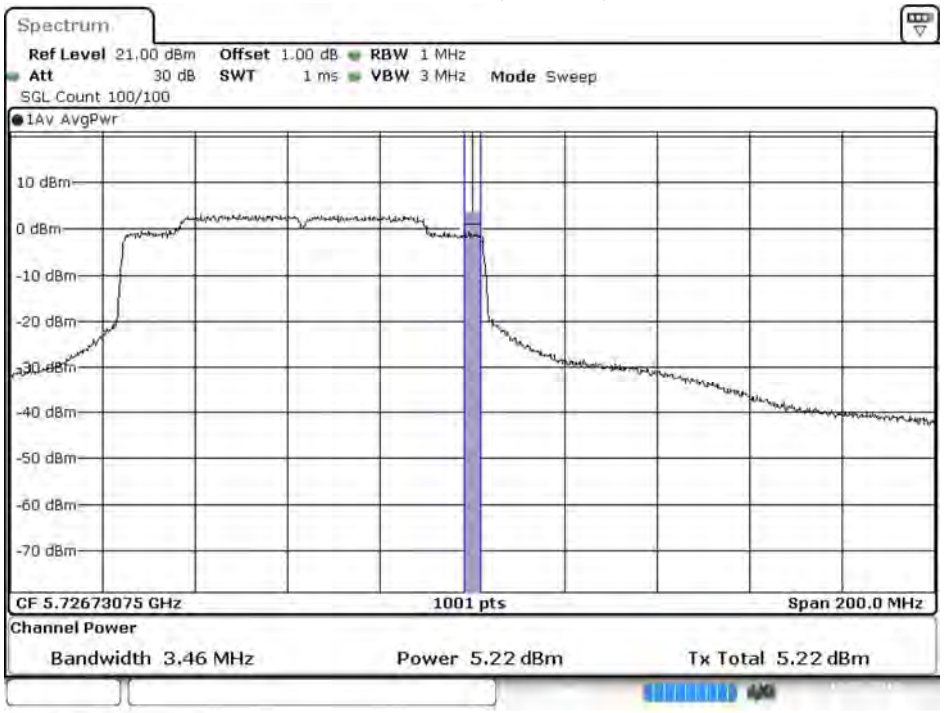

Date: 22.OCT.2019 19:17:59

Product : Intel® Wi-Fi 6 AX201
Test Item : Maximum conducted output power
Test Date : 2019/12/03
Test Mode : Mode 9 SISO A: Transmit (802.11ax-160BW_72.1Mbps)

Cable loss=1.0dB		Maximum conducted output power											
Channel No	Frequency (MHz)	Data Rate											
		MCS0	MCS1	MCS2	MCS3	MCS4	MCS5	MCS6	MCS7	MCS8	MCS9	MCS10	MCS11
50 (U-NII-1)	5250	12.01	11.98	11.91	11.87	11.81	11.76	11.69	11.63	11.56	11.50	11.43	11.39
50 (U-NII-2A)	5250	12.05	12.01	11.94	11.89	11.84	11.78	11.73	11.67	11.62	11.56	11.52	11.45
114	5570	15.05	14.99	14.96	14.91	14.85	14.80	14.75	14.69	14.63	14.56	14.51	14.45

Note: Maximum conducted output power Value =Reading value on Spectrum Analyzer + cable loss

Maximum conducted output power Measurement:

Channel No	Frequency Range (MHz)	26dB Bandwidth (MHz)	Output Power (dBm)	Output Power Limit	
				(dBm)	dBm+10log(BW)
50 (U-NII-1)	5250	--	12.01	24	--
50 (U-NII-2A)	5250	82.250	12.05	24	30.15
114	5570	164.150	15.05	24	33.15

26dB Occupied Bandwidth:

Channel 50

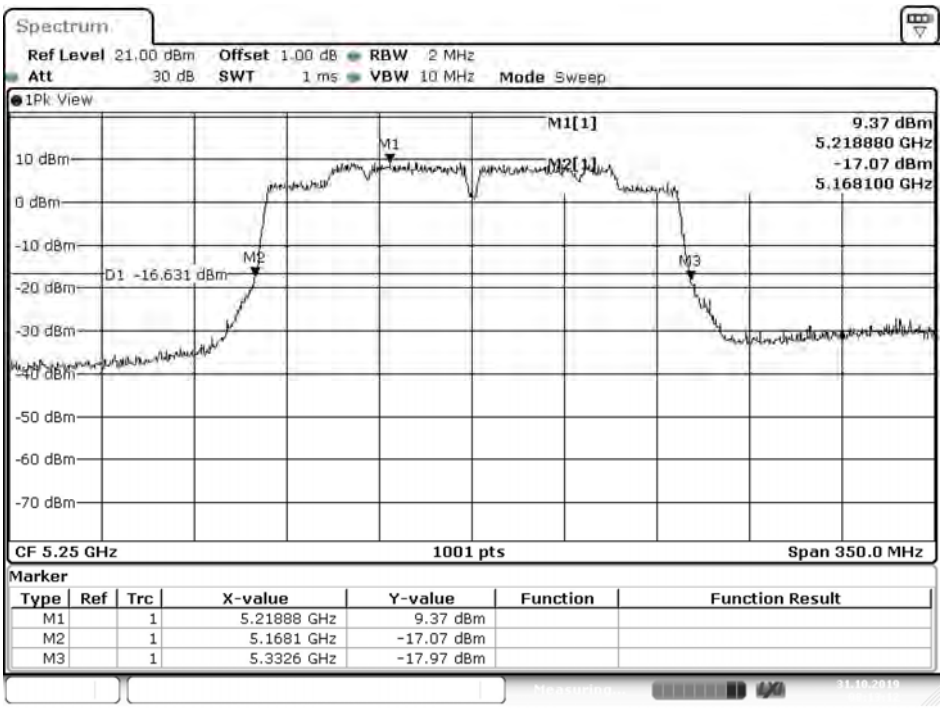

Date: 31.OCT.2019 08:13:12

Channel 114

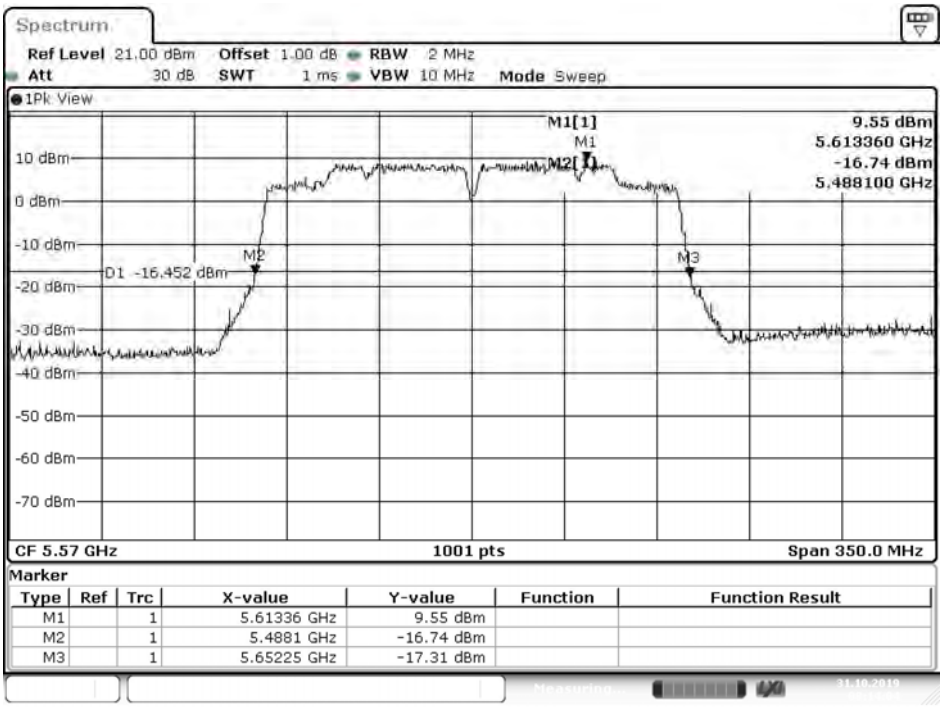

Date: 31.OCT.2019 08:14:04

99% Occupied Bandwidth:

Channel 50

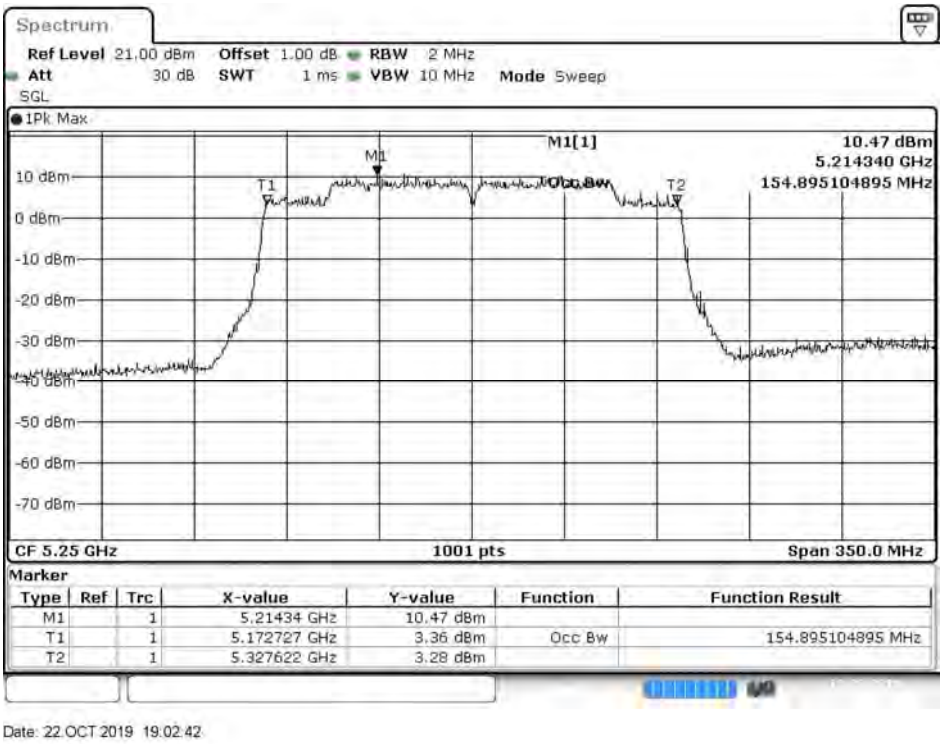

Date: 22.OCT.2019 19:02:42

Maximum conducted output power:

Channel 50 (U-NII-1)

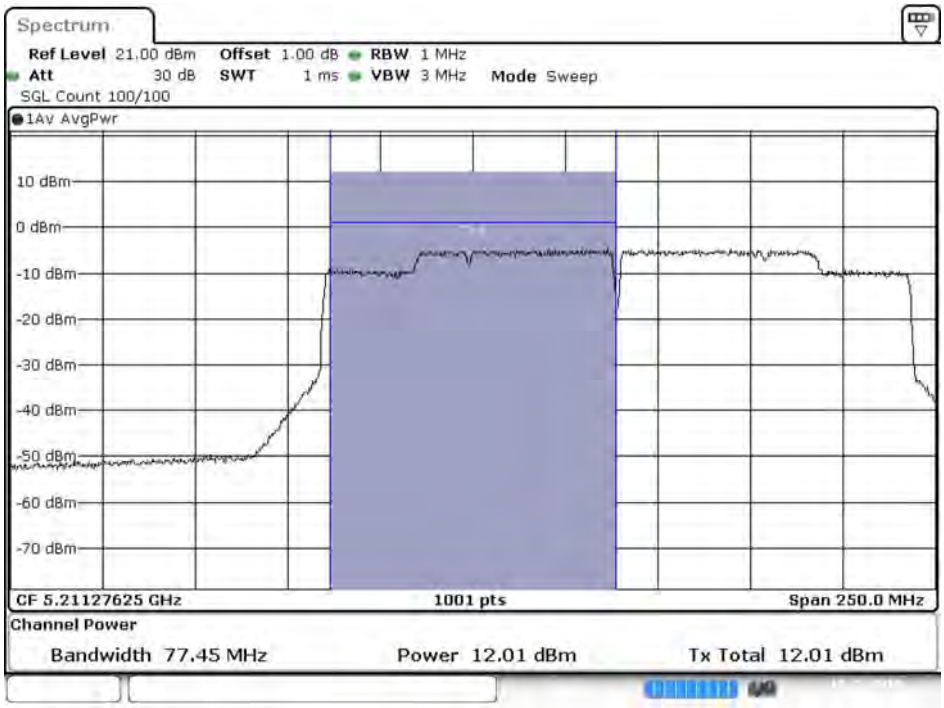

Date: 22.OCT.2019 19:03:05

Maximum conducted output power:

Channel 50 (U-NII-2A)

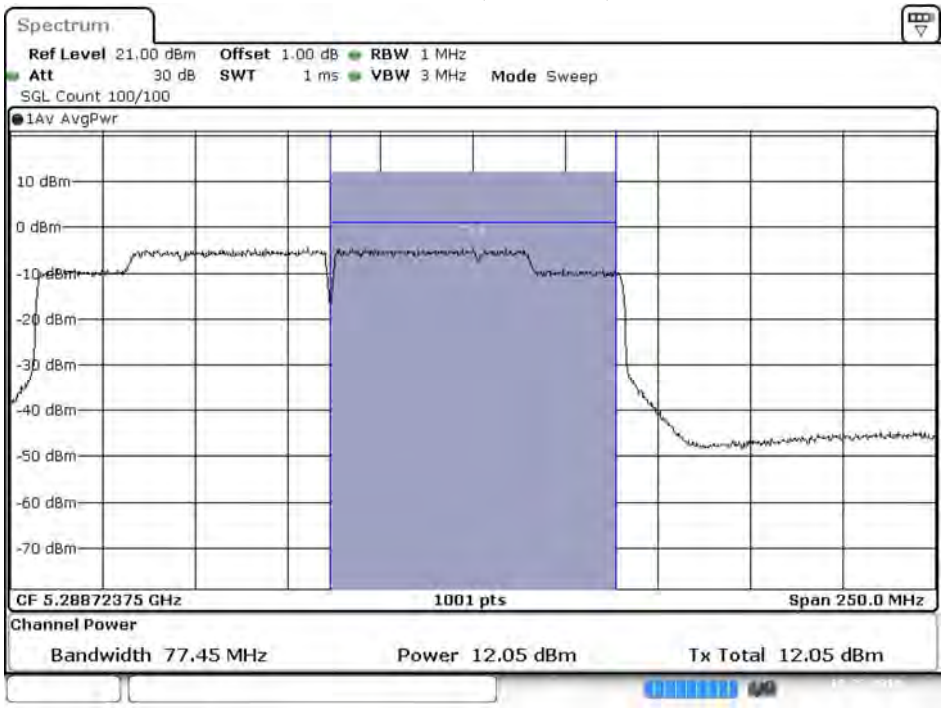

Date: 22.OCT.2019 19:03:28

Product : Intel® Wi-Fi 6 AX201
Test Item : Maximum conducted output power
Test Date : 2019/12/03
Test Mode : Mode 15 SISO B Transmit (802.11ax-20BW_8.6Mbps)

Cable loss=1.0dB		Maximum conducted output power											
Channel No.	Frequency (MHz)	Data Rate											
		MCS0	MCS1	MCS2	MCS3	MCS4	MCS5	MCS6	MCS7	MCS8	MCS9	MCS10	MCS11
36	5180	19.05	--	--	--	--	--	--	--	--	--	--	--
44	5220	19.73	19.67	19.60	19.54	19.50	19.44	19.37	19.32	19.28	19.23	19.18	19.15
48	5240	20.95	--	--	--	--	--	--	--	--	--	--	--
52	5260	21.01	--	--	--	--	--	--	--	--	--	--	--
60	5300	21.02	20.98	20.91	20.84	20.79	20.75	20.71	20.65	20.58	20.52	20.48	20.43
64	5320	17.99	--	--	--	--	--	--	--	--	--	--	--
100	5500	19.05	--	--	--	--	--	--	--	--	--	--	--
116	5580	21.02	20.98	20.92	20.88	20.82	20.79	20.72	20.68	20.62	20.55	20.52	20.47
140	5700	17.77	--	--	--	--	--	--	--	--	--	--	--
144(U-NII-2C)	5720	19.61	19.55	19.50	19.44	19.37	19.32	19.25	19.22	19.17	19.14	19.09	19.06
144(U-NII-3)	5720	14.51	14.47	14.41	14.37	14.30	14.24	14.21	14.15	14.10	14.07	14.01	13.97
149	5745	21.03	--	--	--	--	--	--	--	--	--	--	--
157	5785	21.04	21.00	20.94	20.89	20.86	20.81	20.77	20.71	20.66	20.63	20.59	20.55
165	5825	20.88	--	--	--	--	--	--	--	--	--	--	--

Note: Maximum conducted output power Value =Reading value on average power meter + cable loss

Maximum conducted output power Measurement:

Channel Number	Frequency (MHz)	26dB Bandwidth (MHz)	Output Power (dBm)	Output Power Limit	
				(dBm)	dBm+10log(BW)
36	5180	--	19.05	24	--
44	5220	--	19.73	24	--
48	5240	--	20.95	24	--
52	5260	32.450	21.01	24	26.11
60	5300	29.650	21.02	24	25.72
64	5320	24.500	17.99	24	24.89
100	5500	24.050	19.05	24	24.81
116	5580	28.450	21.02	24	25.54
140	5700	24.500	17.77	24	24.89
144(U-NII-2C)	5720	18.636	19.61	24	23.70
144(U-NII-3)	5720	--	14.51	30	--
149	5745	--	21.03	30	--
157	5785	--	21.04	30	--
165	5825	--	20.88	30	--

26dB Occupied Bandwidth:

Channel 52

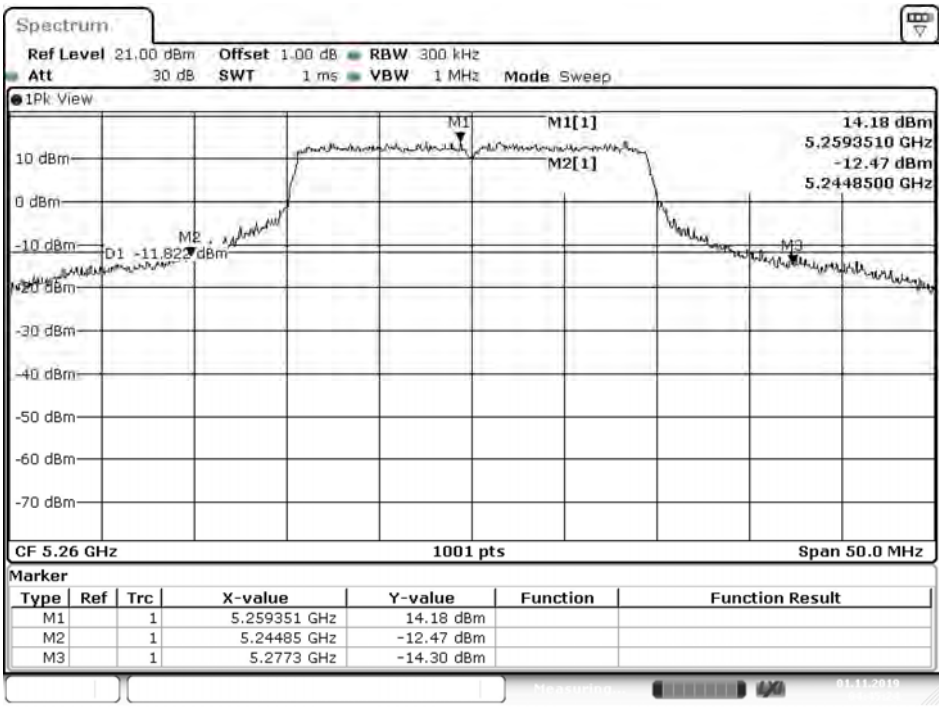

Date: 1.NOV.2019 04:45:25

Channel 60

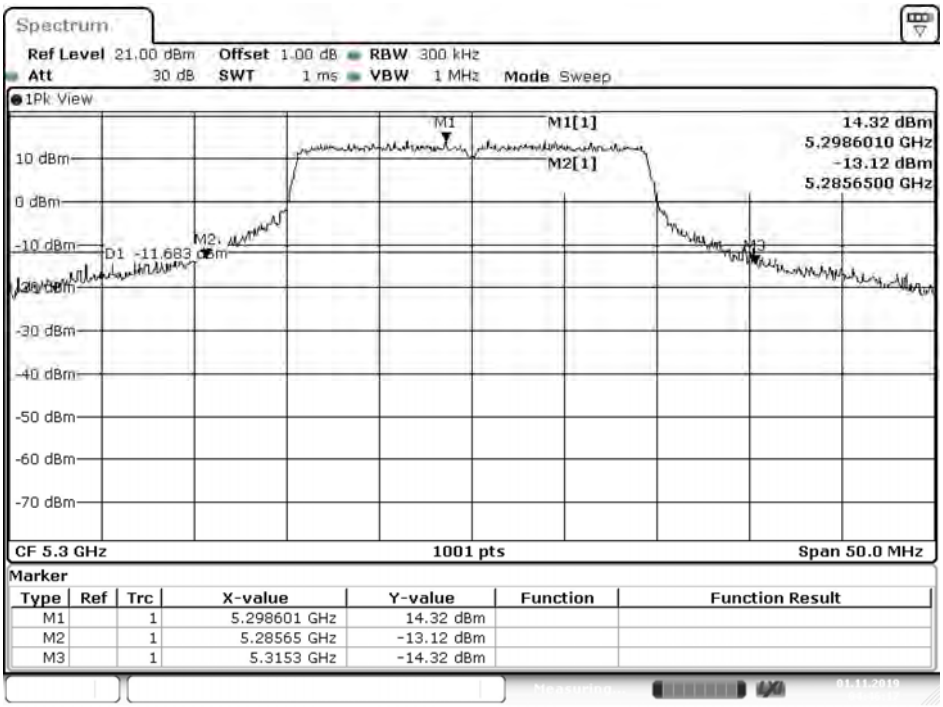

Date: 1.NOV.2019 04:46:17

Channel 64

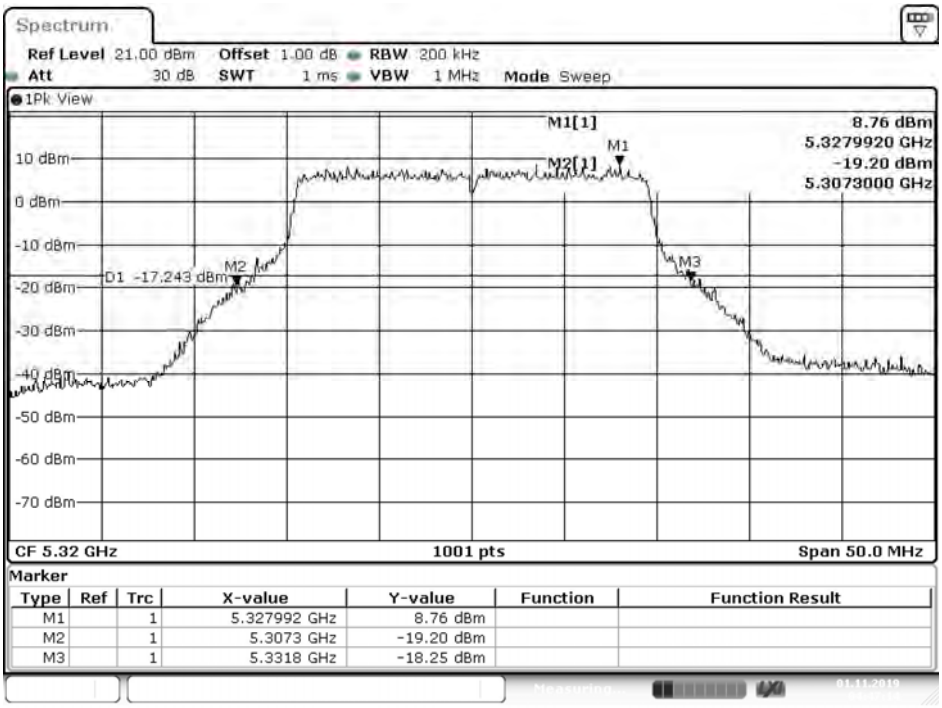

Date: 1.NOV.2019 04:47:14

Channel 100

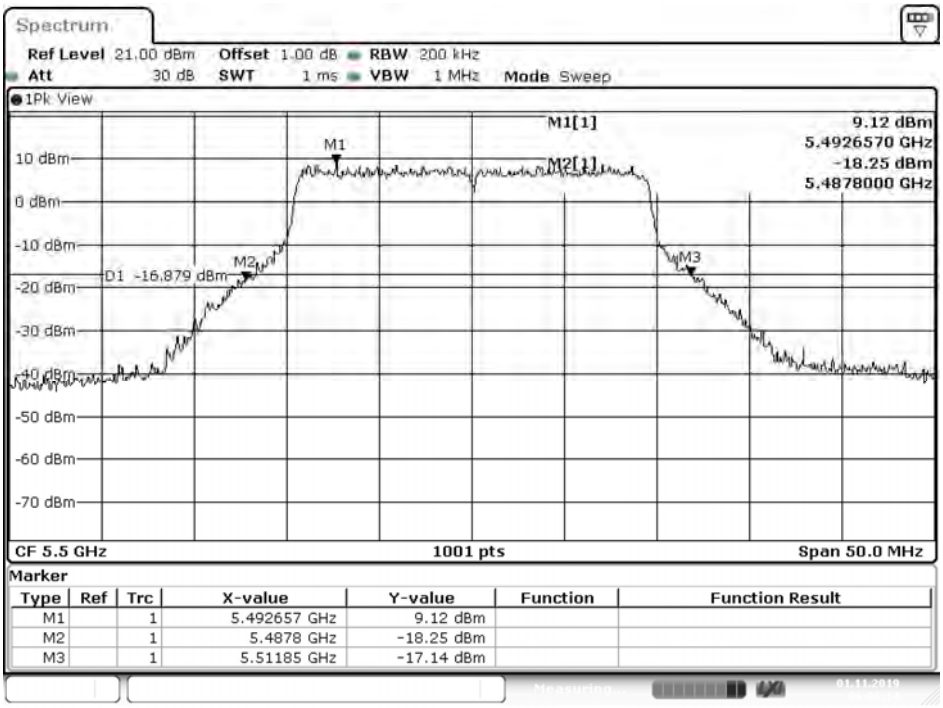

Date: 1.NOV.2019 06:06:14