Regulatory WLAN Antenna Information

(English Language Required for Intel Regulatory Review / Approval)

Brand Name: ACER
ODM by QUANTA

Platform: ZI6

Antenna Vendor: HON HAI PRECISION IND. CO., LTD.
Antenna Part Number: WDAN-Q1ZI6003 (for main and aux)

Antenna Sample / Antenna Data
Requirements for worldwide regulatory approval

Section	Description of Required OEM / ODM Antenna Information	US / IC	EU	Japan	Taiwan	Korea
1A	Part Number for Antenna only	Required	Required	Required	Required	Required
1B	Antenna Manufacturer Name	Required	Required	Required	Required	Required
1C	Description of Antenna Type	Required	N/A	N/A	N/A	N/A
1D	Part number of Antenna Assembly / cable impedance, length & diameter.	Required	N/A	N/A	N/A	N/A
1E	Main & Aux antenna (Peak Gain W/ cable loss)	Required	Required	Required	Required	Required
	1E OR 1F, 1G, 1H					
1F	Main & Aux antenna (Peak Gain only)	Required	Required	Required	Required	Required
1G	VSWR of cable including connector	Required	Required	Required	Required	Required
1H	Main & Aux antenna (Cable loss W/ connector)	Required	Required	Required	Required	Required
2	Dimensioned Photographs or Drawings of main & auxiliary antennas	Required	Desired	Required	Required	Required
3	Radiation patterns of antennas loaded in the host platform.	Required	Desired	Required	Required	Required
4	Platform model name / number - correlated to antenna manufacturer and antenna part number	Required	Required	Required	Required	Required
5	Photograph(s) or Drawings showing location of antennas in platform.	Required	Required	Required	Required	Desired
6	Mech. drawings / photos with dimensions of antenna locations and distance from end-user (For evaluation of SAR testing requirement).	Required	N/A	N/A	N/A	N/A
7	Photograph(s) or Drawings showing the location of all antennas and distance those antennas. Information will be used to evaluate whether co-location testing is required.	Required	N/A	N/A	N/A	N/A

Antenna Information Example

Section 1. Antenna Assembly Specifications

Antenna Assembly Summary:

1A Antenna Part Number	1B Manufacture	1C Antenna Type	1D Cable Assembly Part Number and Information	1E Peak Gain W/ Cable loss (dBi)	1F Peak Gain w/o Cable Loss (dBi)	1G VSWR	1H Cable Loss (dBi)
(P/N: WDAN-Q1ZI6003) Main antenna	HON HAI PRECISION IND. CO.LTD.	Pifa	50 ohm Coaxial length: 694 mm diameter: 1.27mm Connector: MMCX(P/J)& SGX0001	2400-2500MHz 0.38 dBi (peak)	2400-2500MHz 1.914 dBi (peak)	2400-2500MHz 1.502 max	2400-2500MHz 1.534dBi (peak)
				5150-5350MHz -0.46 dBi (peak)	5150-5350MHz 2.227 dBi (peak)	5150-5350MHz 1.351max	5150-5350MHz 2.687 dBi (peak)
				5470-5725MHz _.__ dBi (peak)	5470-5725MHz dBi (peak)	5470-5725MHz max	5470-5725MHz dBi(peak)
				5725-5850MHz 0.2 dBi (peak)	5725-5850MHz 3.327 dBi (peak)	5725-5850MHz 1.491 max	5725-5850MHz 3.127dBi (peak)
(P/N: WDAN-Q1ZI6003) Auxiliary antenna	HON HAI PRECISION IND. CO.LTD.	Pifa	50 ohm Coaxial length: 859 mm diameter: 1.27mm Connector: MMCX(P/J)& SGX0001	2400-2500MHz -0.51 dBi (peak)	2400-2500MHz 1.379 dBi (peak)	2400-2500MHz 1.598 max	2400-2500MHz 1.889 dBi (peak)
				5150-5350MHz -0.42 dBi (peak)	5150-5350MHz 2.888 dBi (peak)	5150-5350MHz 1.277 max	5150-5350MHz 3.308 dBi (peak)
				5470-5725MHz _.__ dBi (peak)	5470-5725MHz _.__ dBi (peak)	5470-5725MHz max	5470-5725MHz _.dBi (peak)
				5725-5850MHz -1.27 dBi (peak)	5725-5850MHz 2.579 dBi (peak)	5725-5850MHz 1.791 max	5725-5850MHz 3.849dBi (peak)

Section 2. Dimensioned Photos or Drawings of Antennas

Include a dimensioned photo or dimensioned drawing of main & aux antenna here.

Panel part

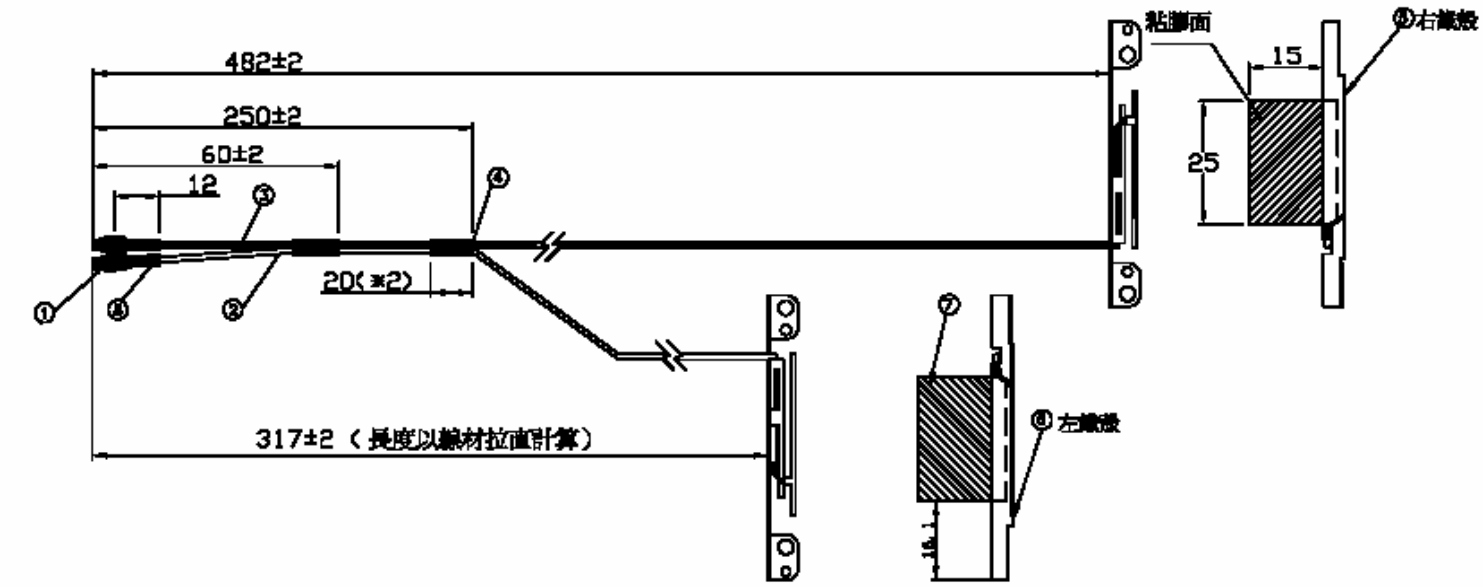

Base part

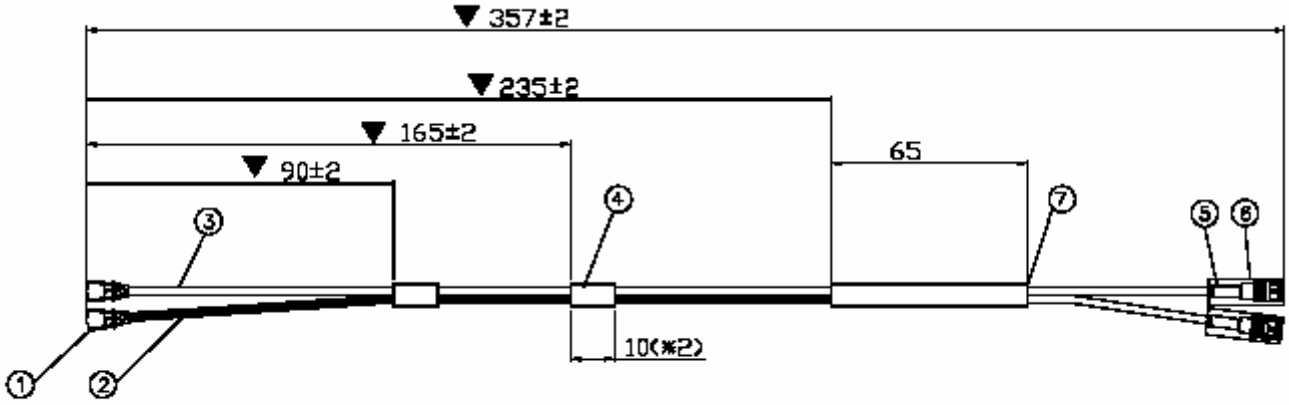

Section 3. Radiation characteristics of antennae Loaded in Host Platform

2400-2500MHz radiation characteristic

Main antenna: 2400 MHz

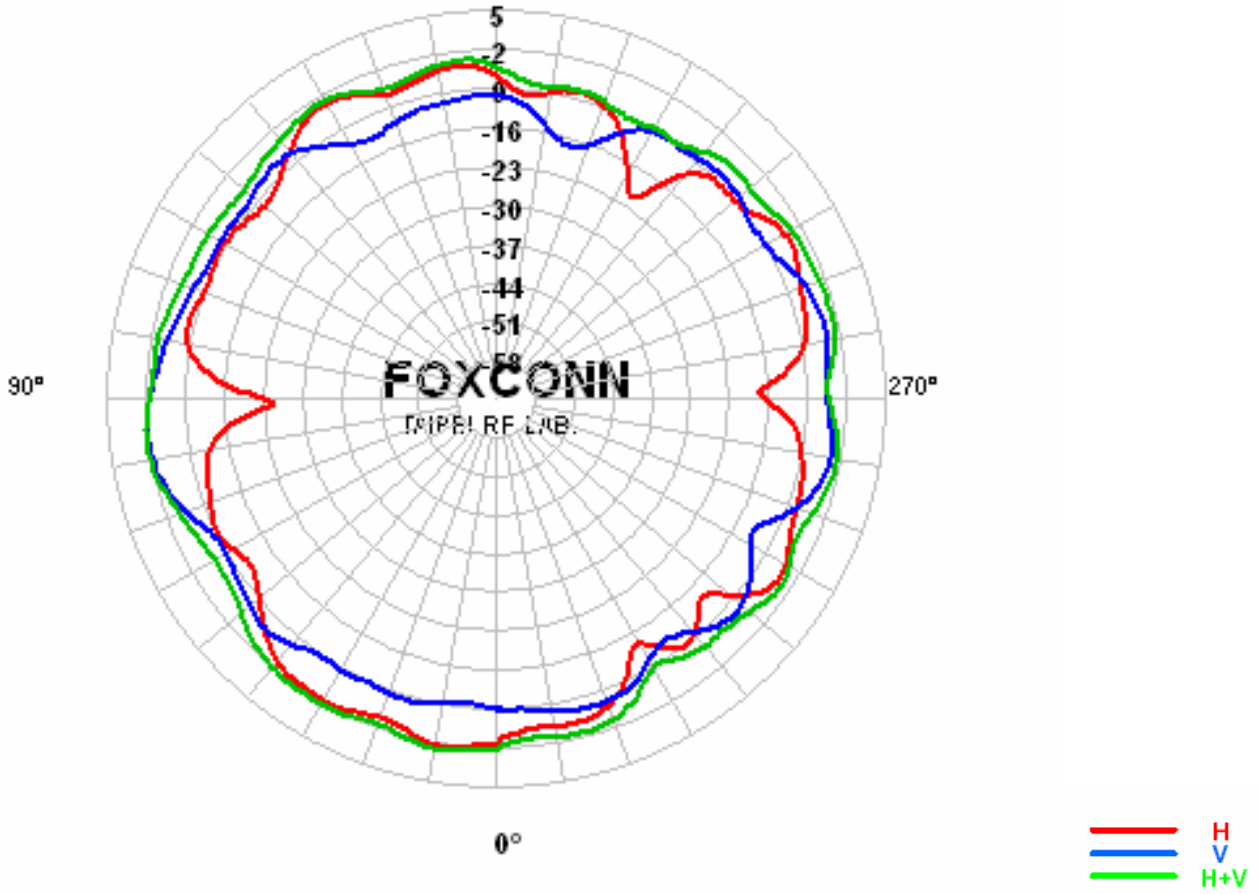

Center Frequency	**2400 MHz**
Horizontal (dBi) peak	**-1.47**
Vertical (dBi) peak	**-1.93**
Horz+Vert (dBi) peak	**-0.83**

Main antenna: 2450 MHz

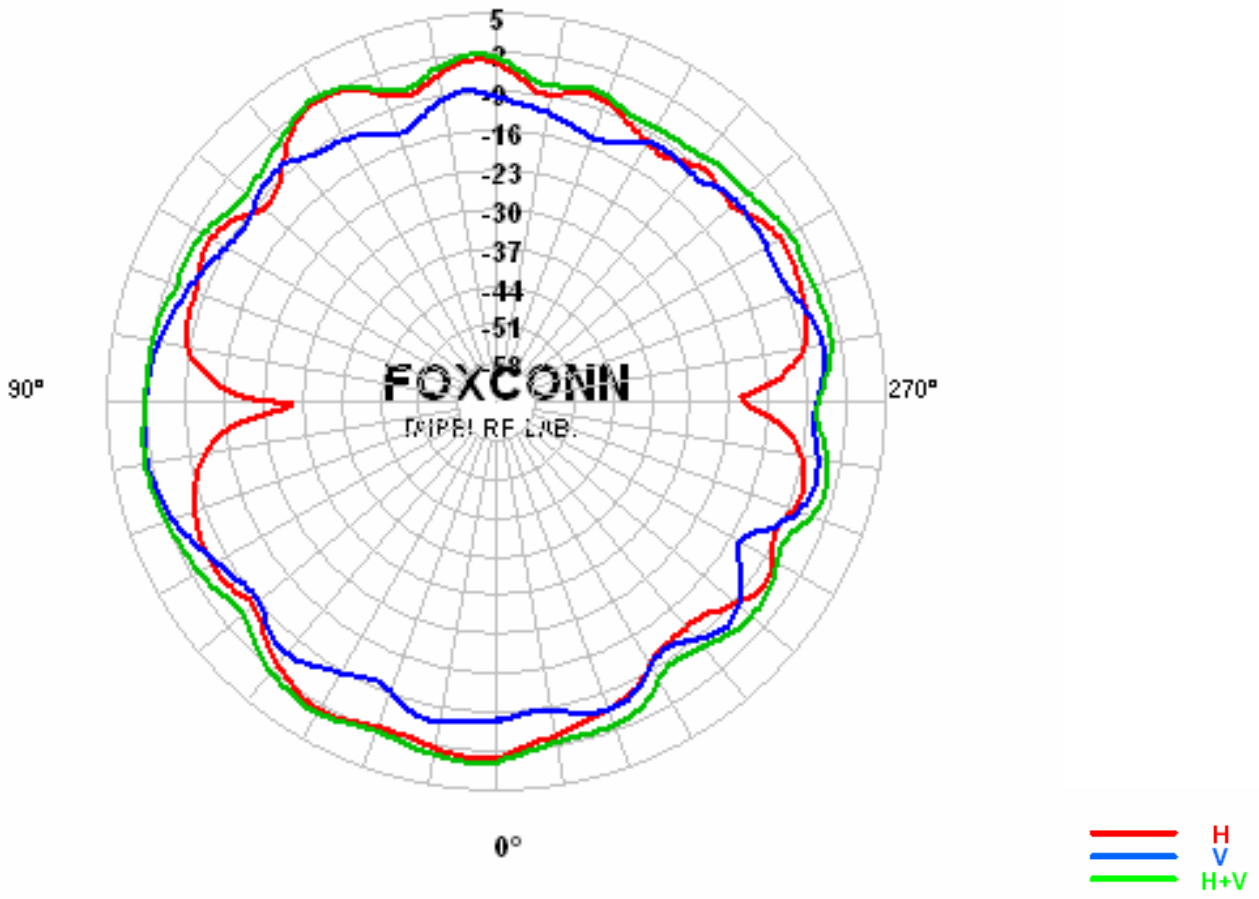

Center Frequency	**2450 MHz**
Horizontal (dBi) peak	**-0.46**
Vertical (dBi) peak	**-1.28**
Horz+Vert (dBi) peak	**0.38**

Main antenna: 2500 MHz

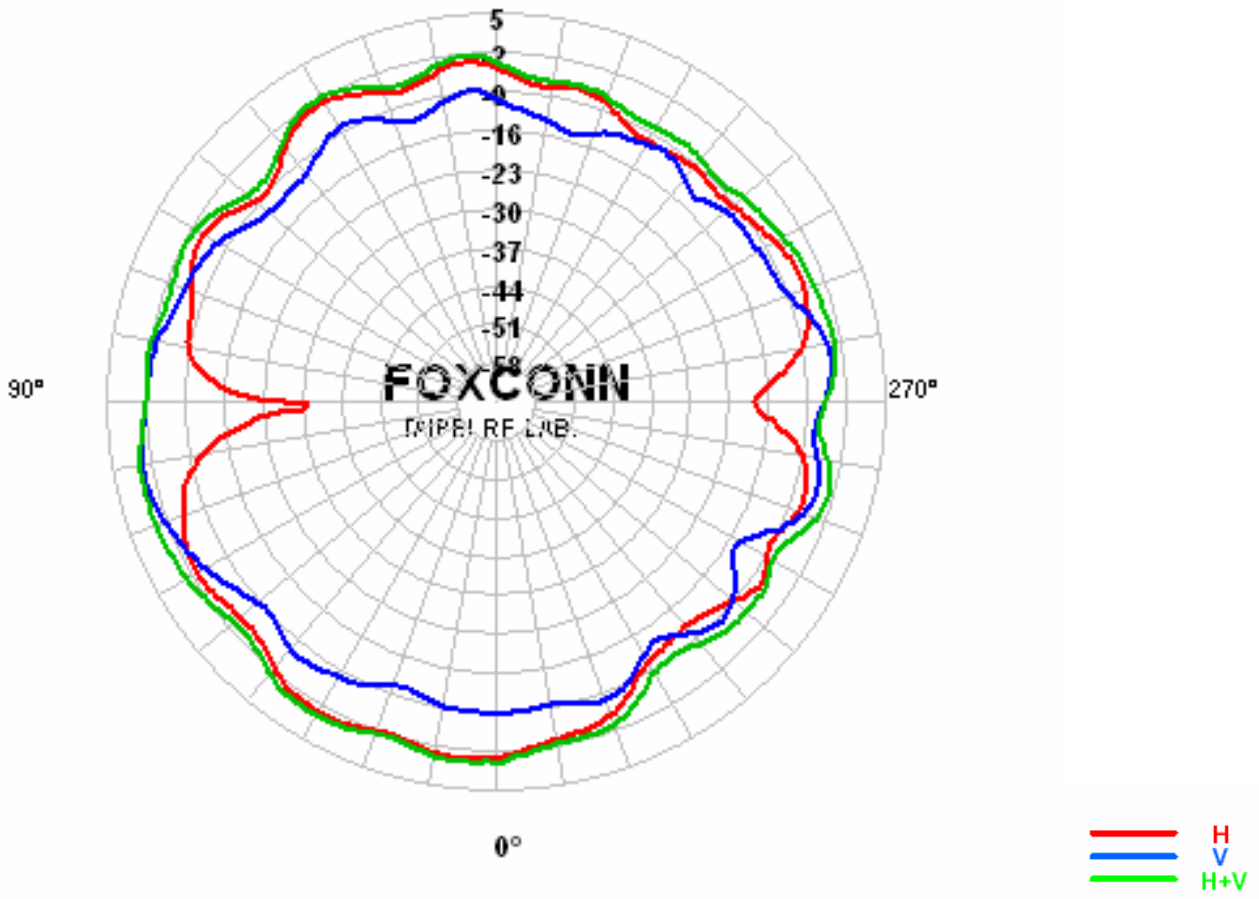

Center Frequency	**2500 MHz**
Horizontal (dBi) peak	**-0.25**
Vertical (dBi) peak	**-0.29**
Horz+Vert (dBi) peak	**0.31**

Auxiliary antenna: 2400 MHz

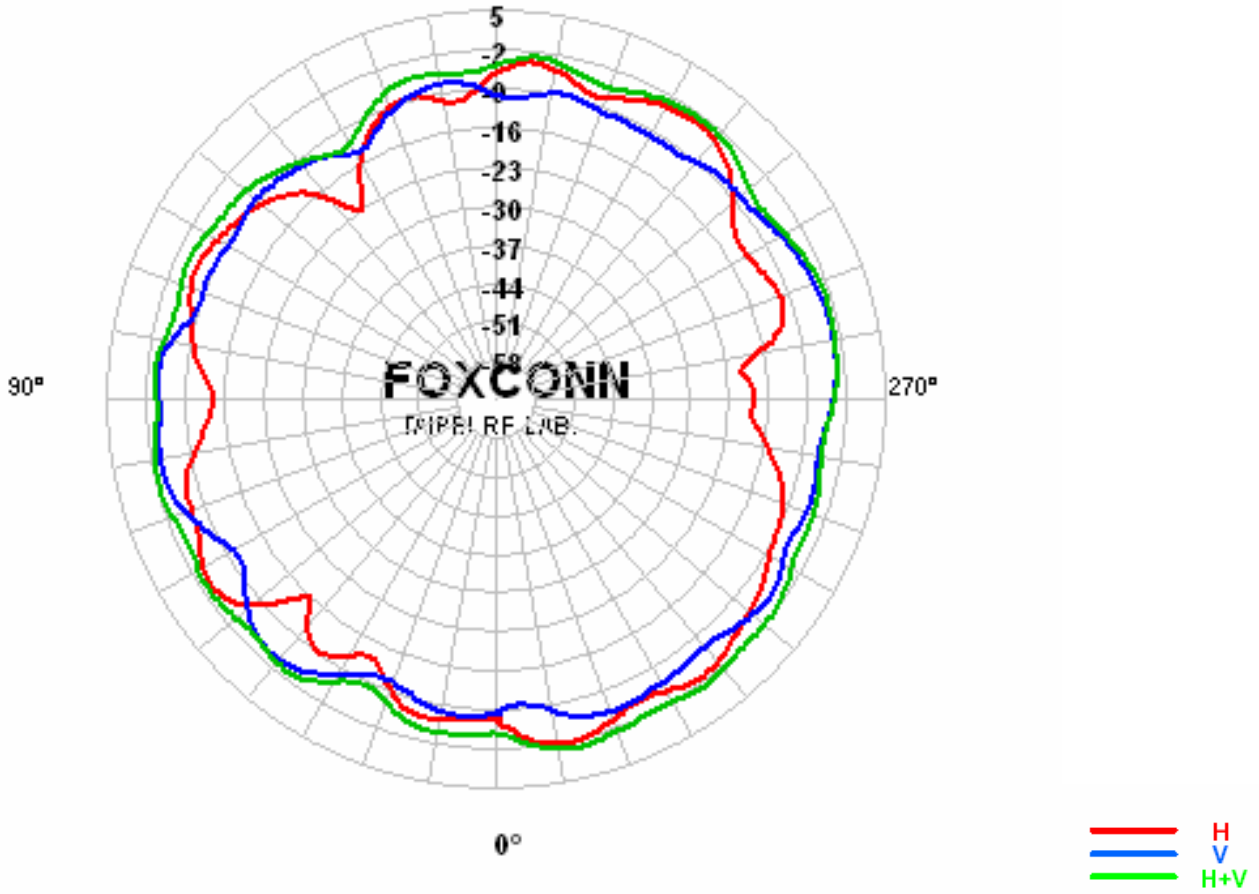

Center Frequency	**2400 MHz**
Horizontal (dBi) peak	**-1.72**
Vertical (dBi) peak	**-3.19**
Horz+Vert (dBi) peak	**-0.51**

Auxiliary antenna: 2450 MHz

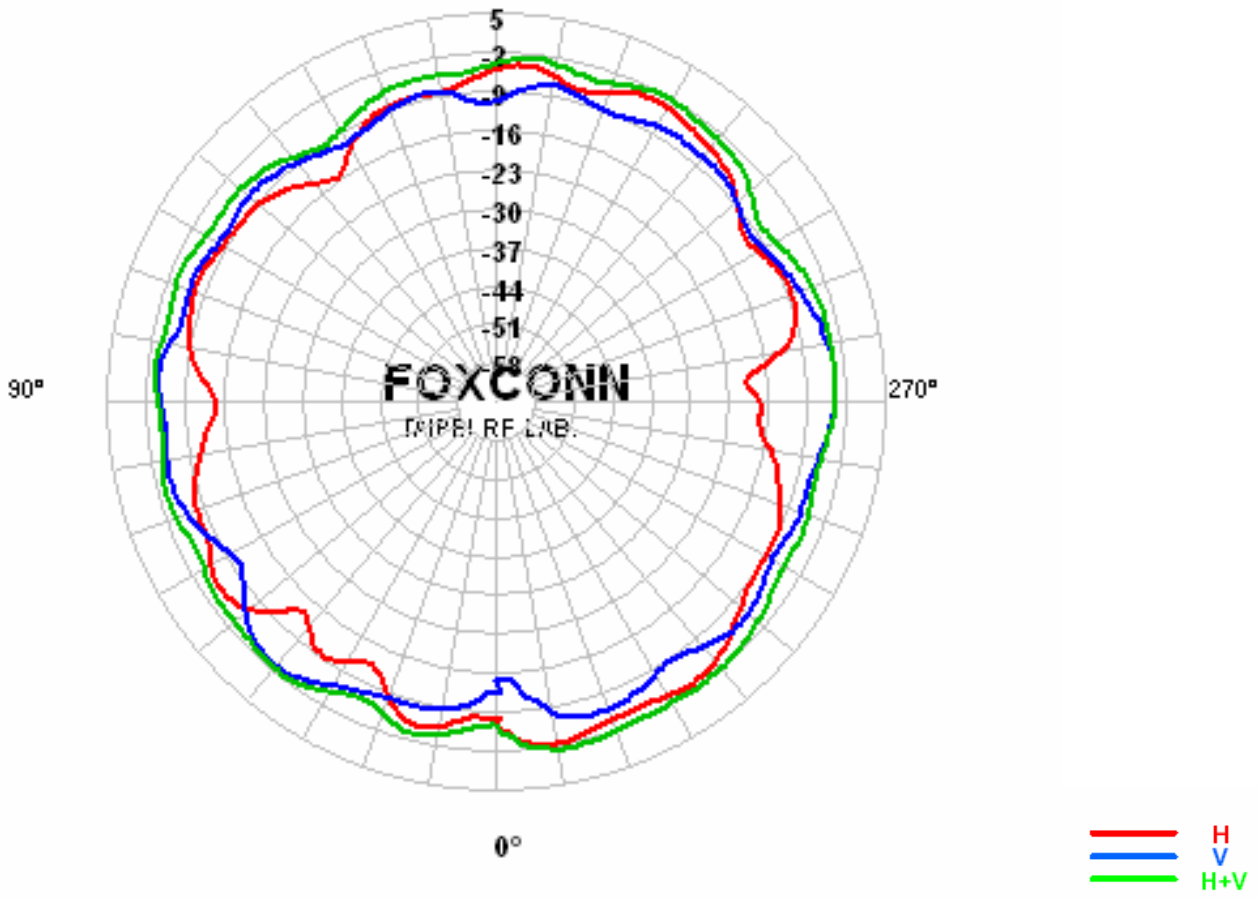

Center Frequency	**2450 MHz**
Horizontal (dBi) peak	**-2.17**
Vertical (dBi) peak	**-2.92**
Horz+Vert (dBi) peak	**-1.15**

Auxiliary antenna: 2500 MHz

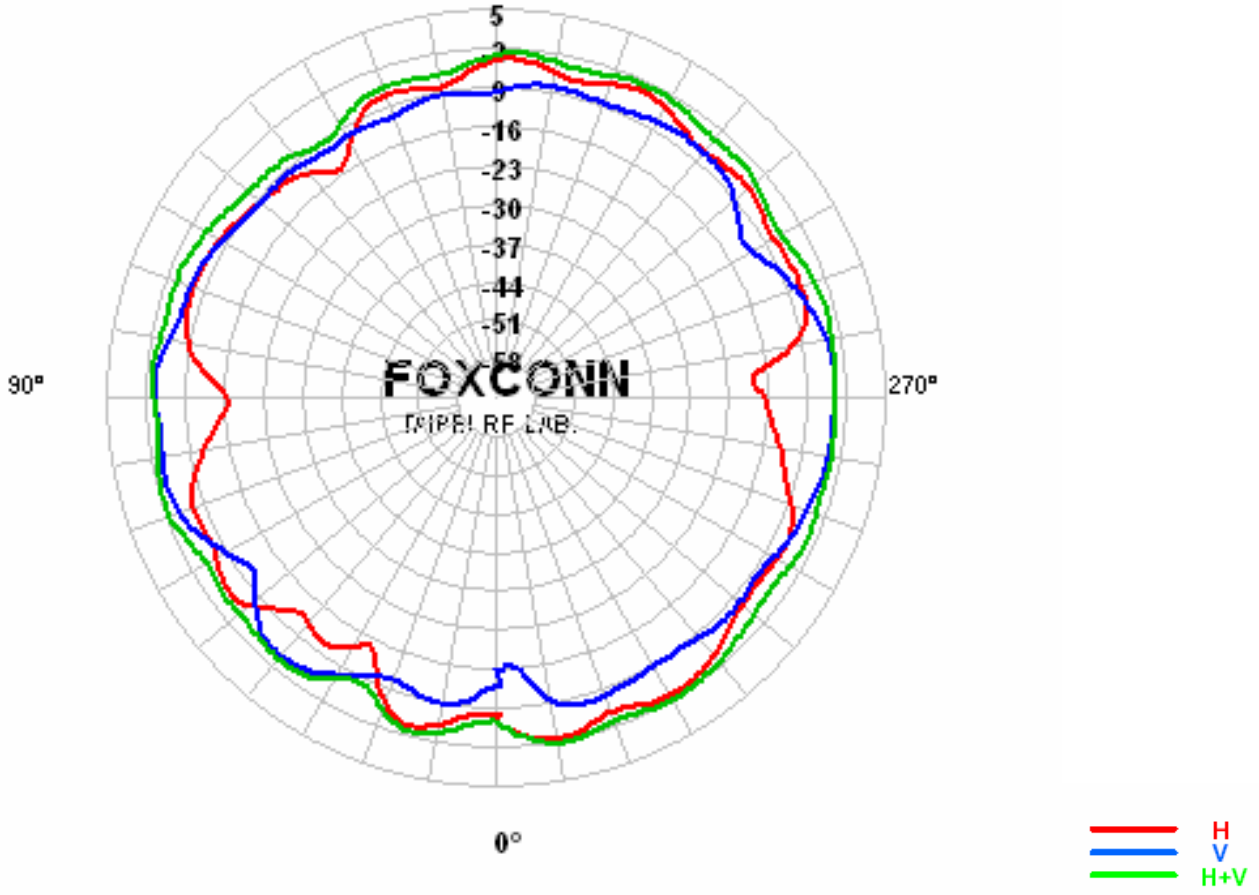

Center Frequency	**2500 MHz**
Horizontal (dBi) peak	**-2.41**
Vertical (dBi) peak	**-3.49**
Horz+Vert (dBi) peak	**-1.57**

5150-5135 MHz radiation characteristic

Main antenna: 5150 MHz

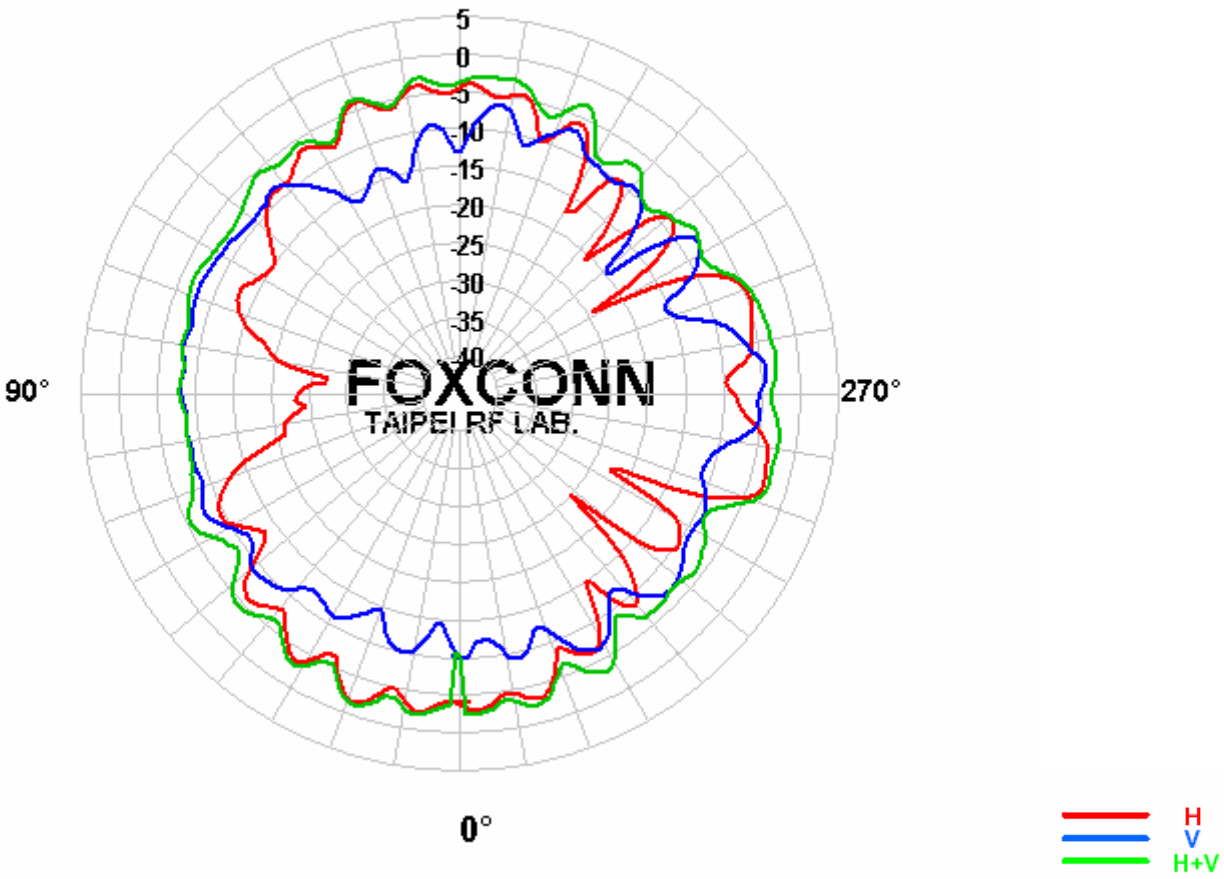

Center Frequency	**5150 MHz**
Horizontal (dBi) peak	**-1.72**
Vertical (dBi) peak	**-4.26**
Horz+Vert (dBi) peak	**-1.47**

Main antenna: 5250 MHz

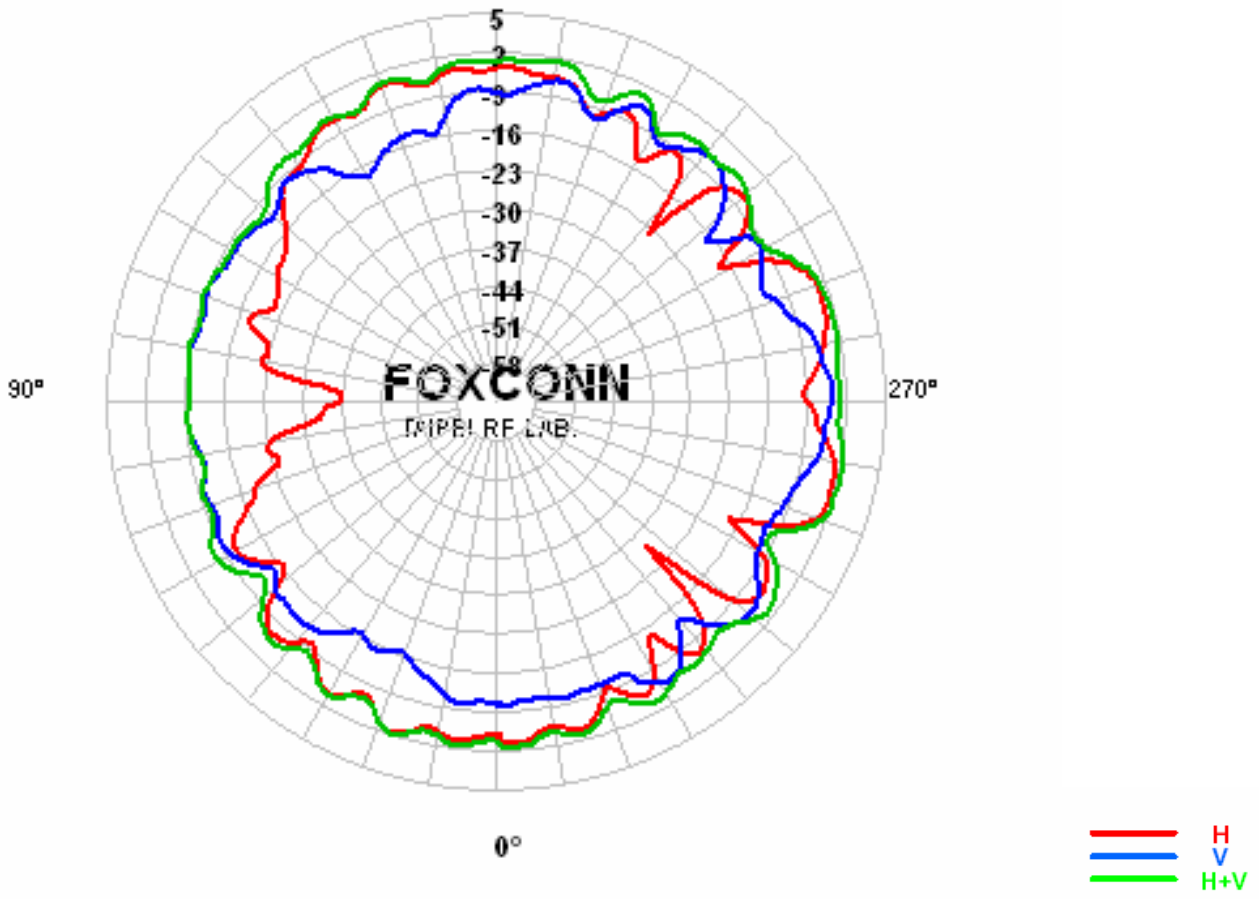

Center Frequency	**5250 MHz**
Horizontal (dBi) peak	**-2.33**
Vertical (dBi) peak	**-3.20**
Horz+Vert (dBi) peak	**-1.07**

Main antenna: 5350 MHz

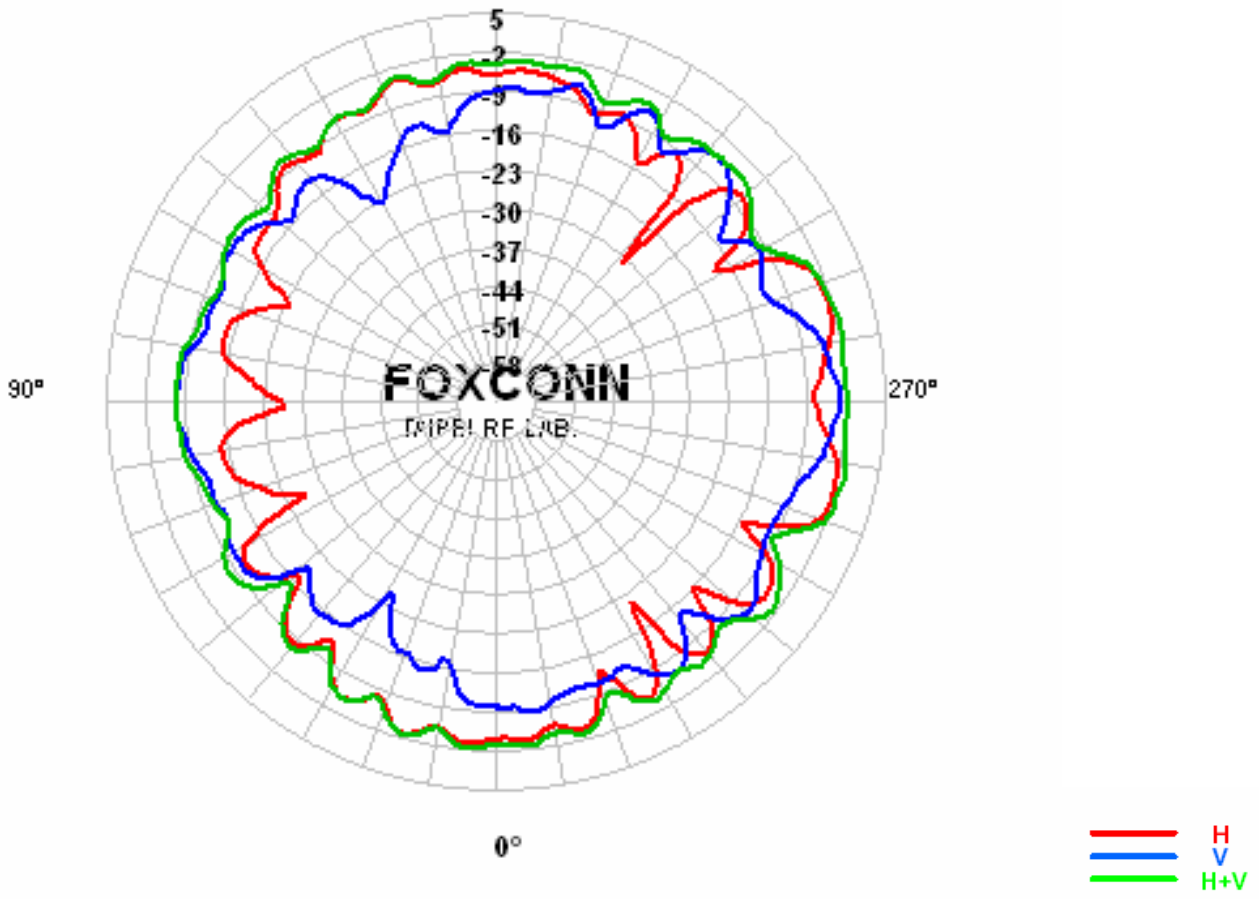

Center Frequency	**5350 MHz**
Horizontal (dBi) peak	**-2.01**
Vertical (dBi) peak	**-1.88**
Horz+Vert (dBi) peak	**-0.46**

Auxiliary antenna: 5150 MHz

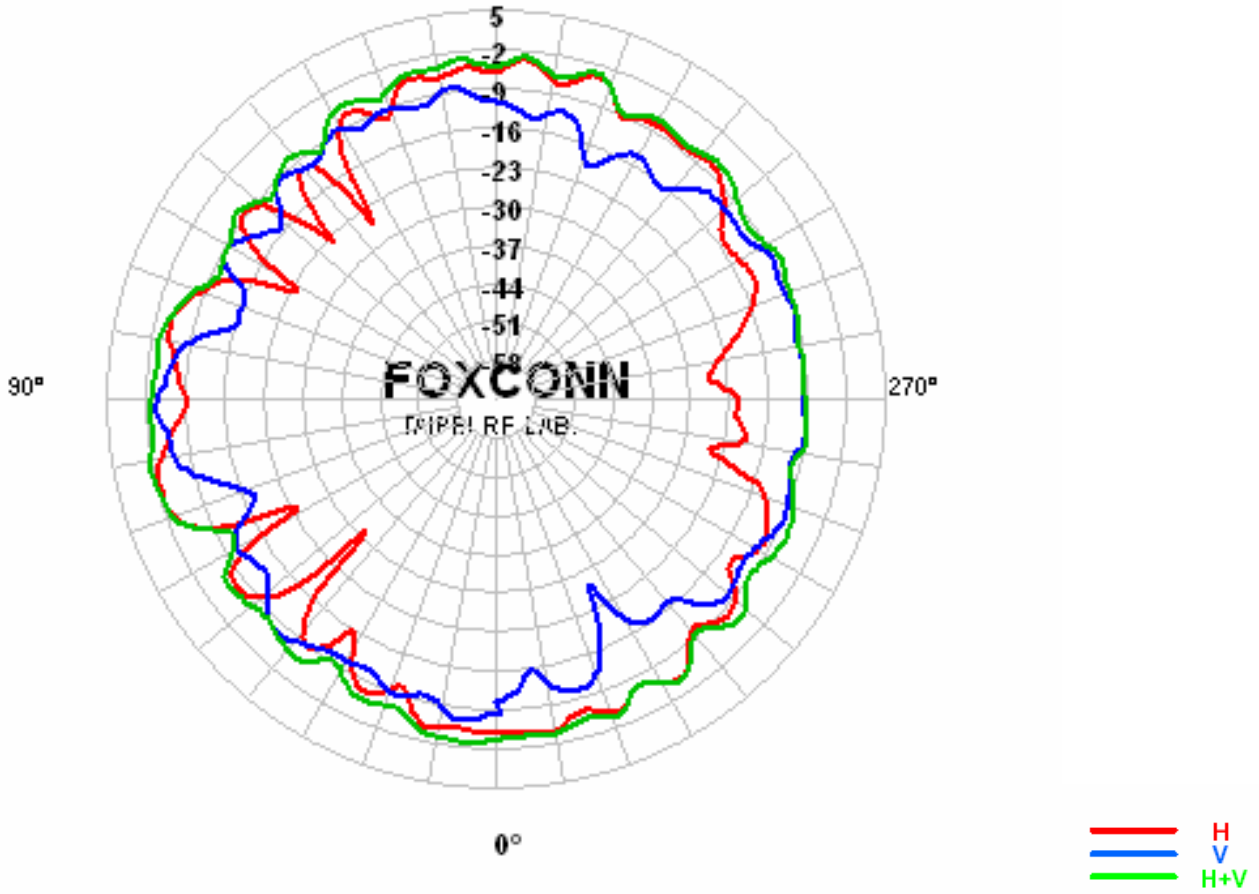

Center Frequency	**5150 MHz**
Horizontal (dBi) peak	**-1.54**
Vertical (dBi) peak	**-2.81**
Horz+Vert (dBi) peak	**-0.42**

Auxiliary antenna: 5250 MHz

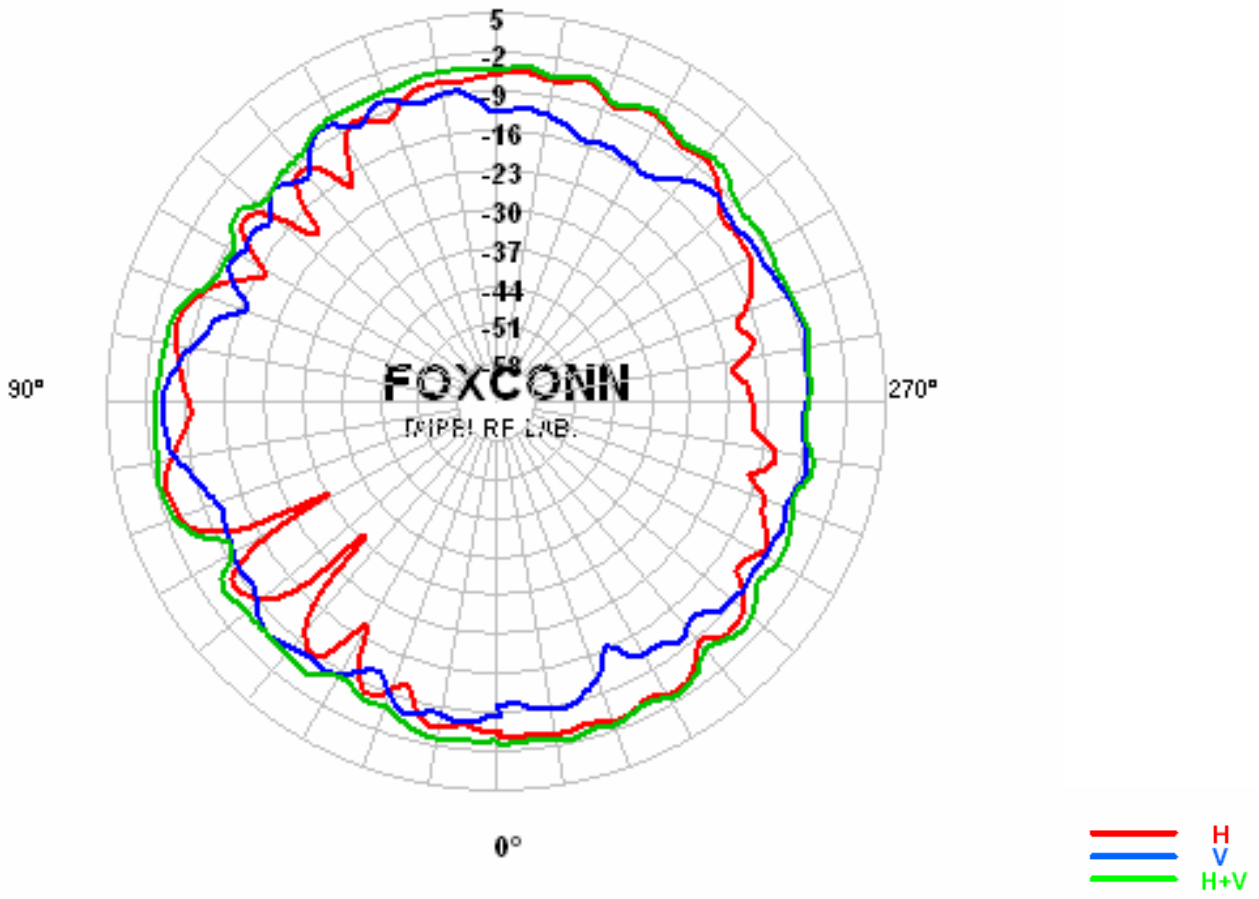

Center Frequency	**5250 MHz**
Horizontal (dBi) peak	**-2.43**
Vertical (dBi) peak	**-3.94**
Horz+Vert (dBi) peak	**-1.51**

Auxiliary antenna: 5350 MHz

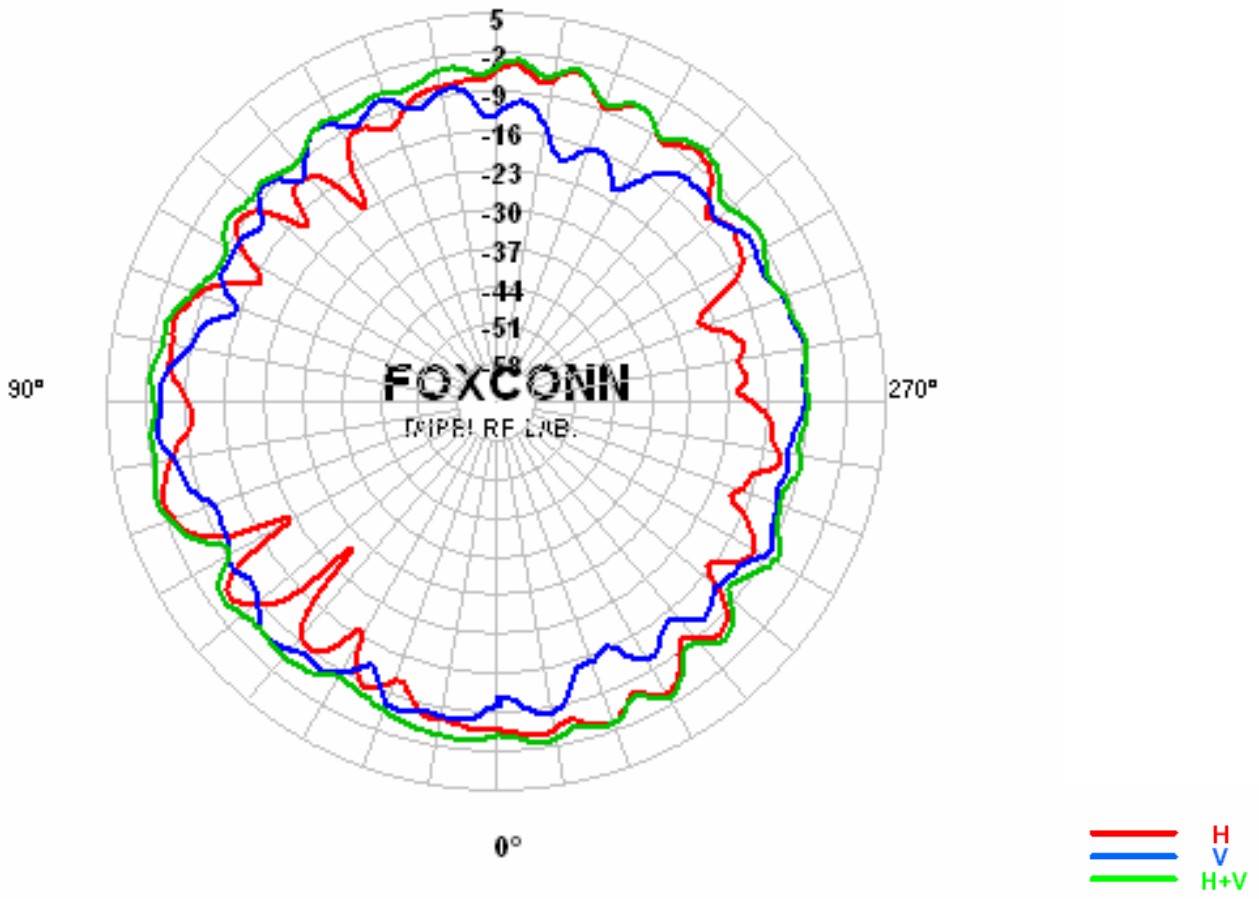

Center Frequency	**5350 MHz**
Horizontal (dBi) peak	**-1.54**
Vertical (dBi) peak	**-2.76**
Horz+Vert (dBi) peak	**-0.43**

5725-5875 MHz radiation characteristic

Main antenna: 5725 MHz

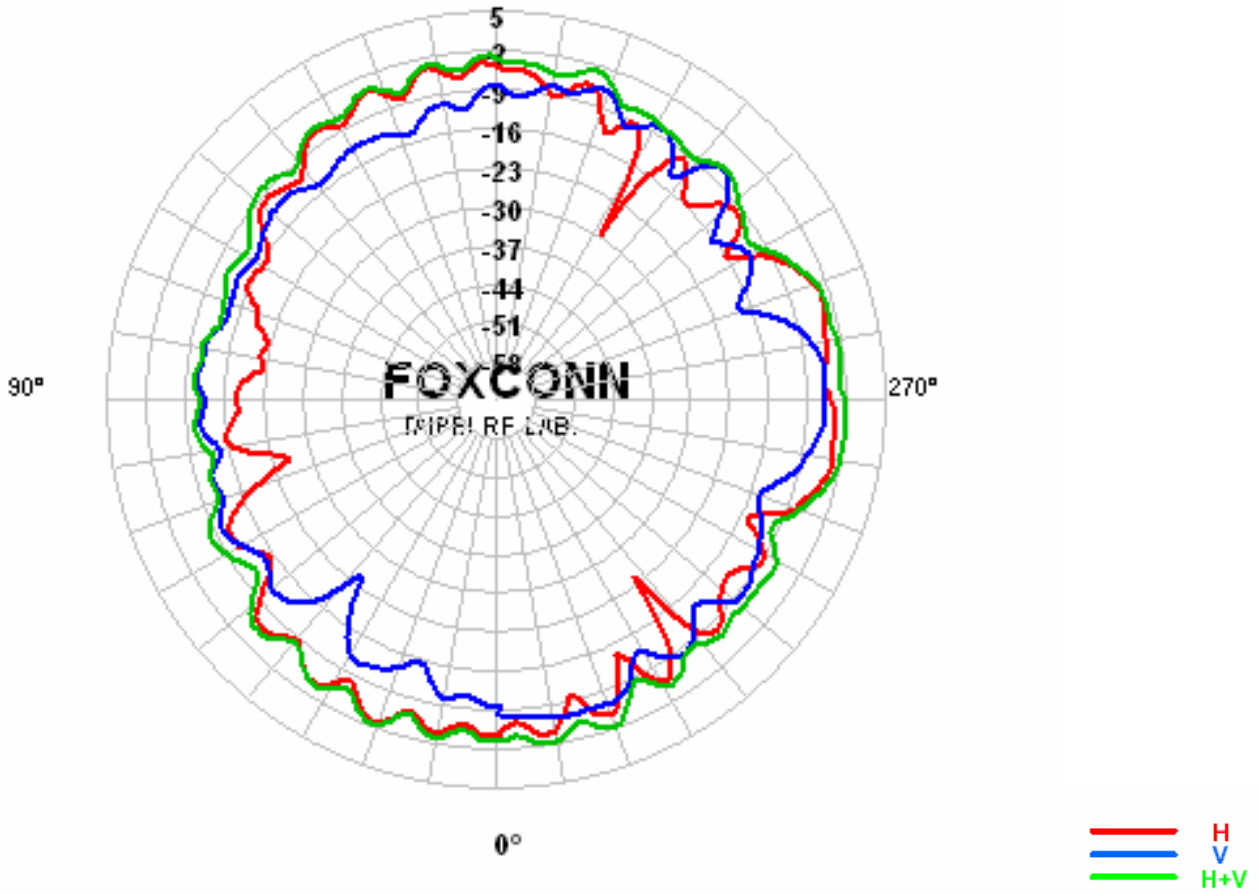

Center Frequency	**5725 MHz**
Horizontal (dBi) peak	**-1.65**
Vertical (dBi) peak	**-4.44**
Horz+Vert (dBi) peak	**-0.69**

Main antenna: 5800 MHz

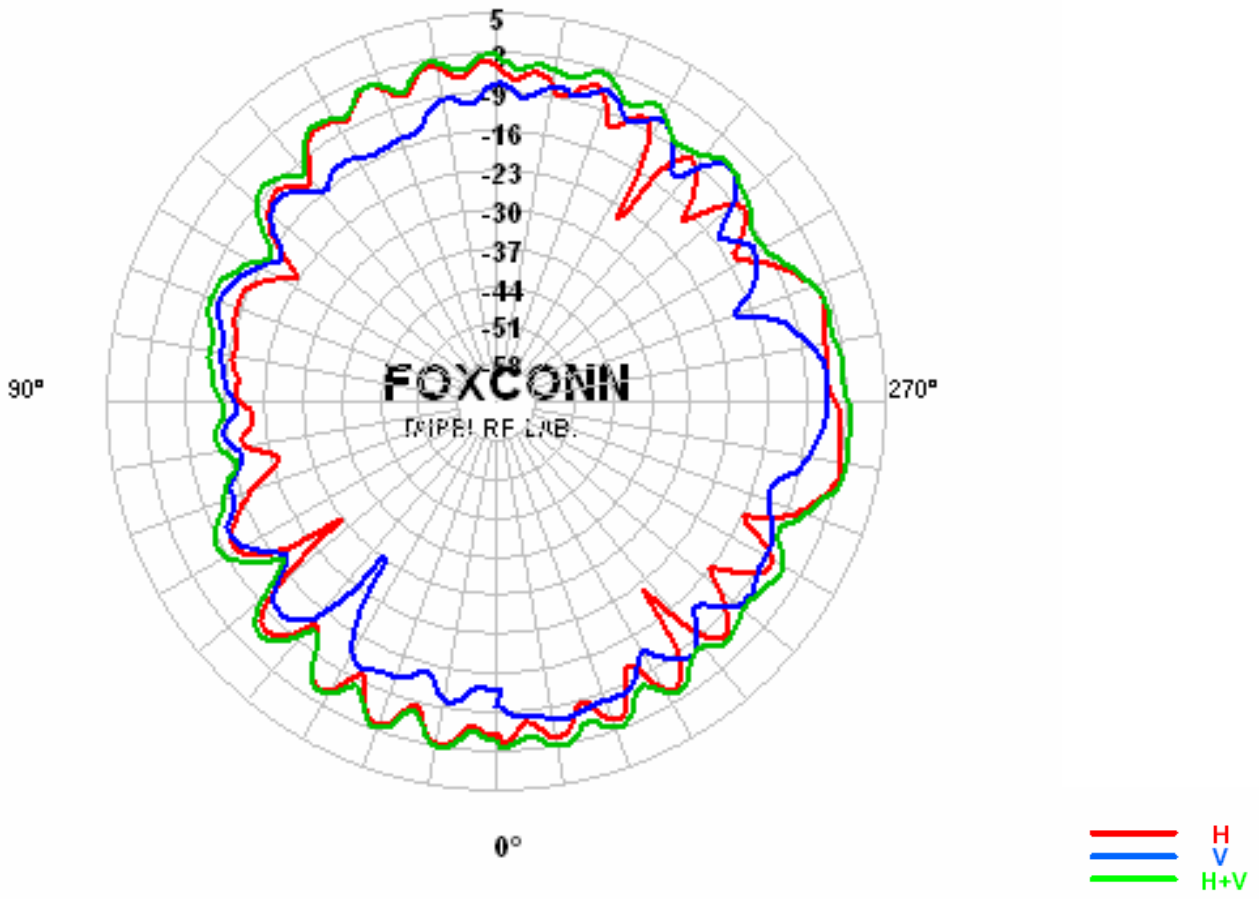

Center Frequency	**5800 MHz**
Horizontal (dBi) peak	**-0.61**
Vertical (dBi) peak	**-4.17**
Horz+Vert (dBi) peak	**0.20**

Main antenna: 5875 MHz

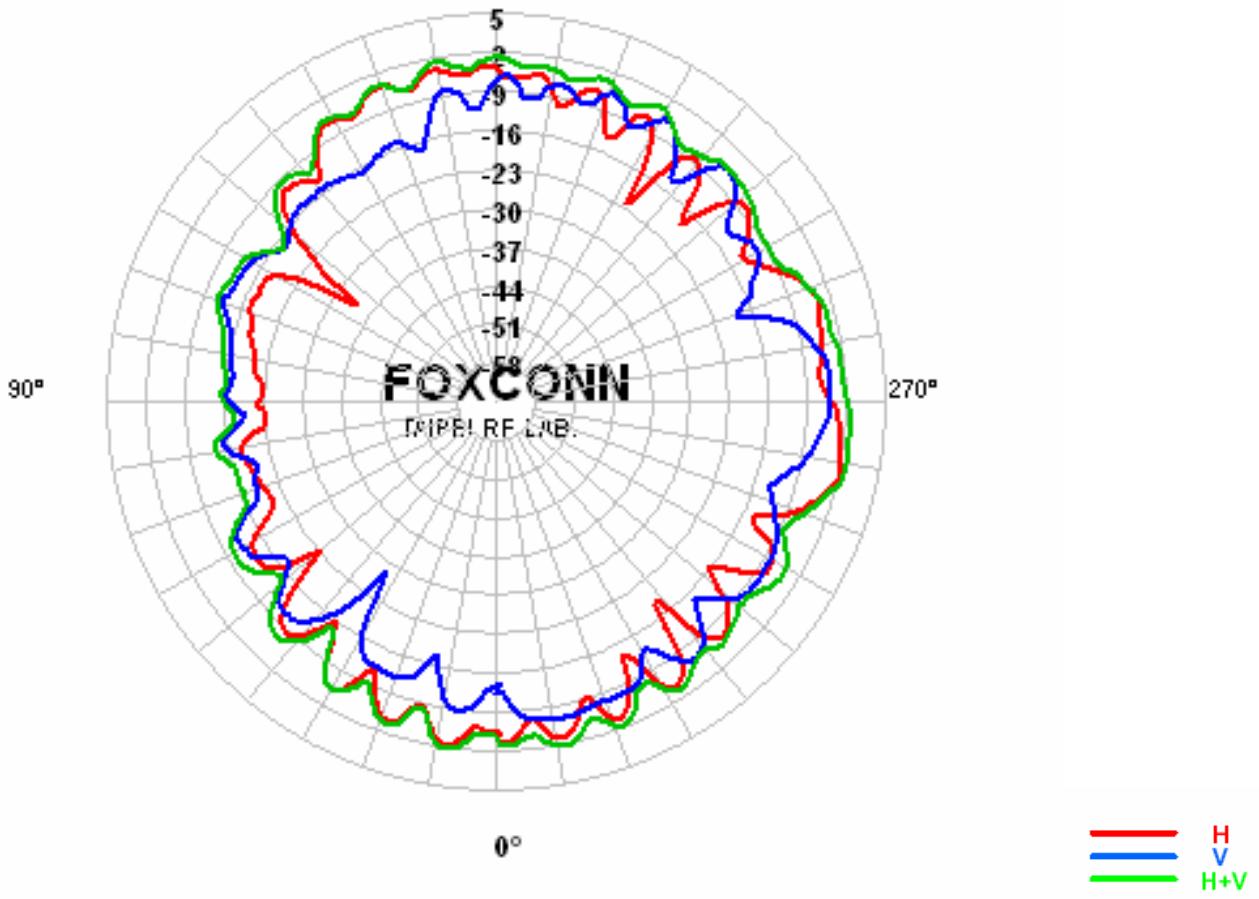

Center Frequency	**5875 MHz**
Horizontal (dBi) peak	**-0.63**
Vertical (dBi) peak	**-3.58**
Horz+Vert (dBi) peak	**0.14**

Auxiliary antenna: 5725 MHz

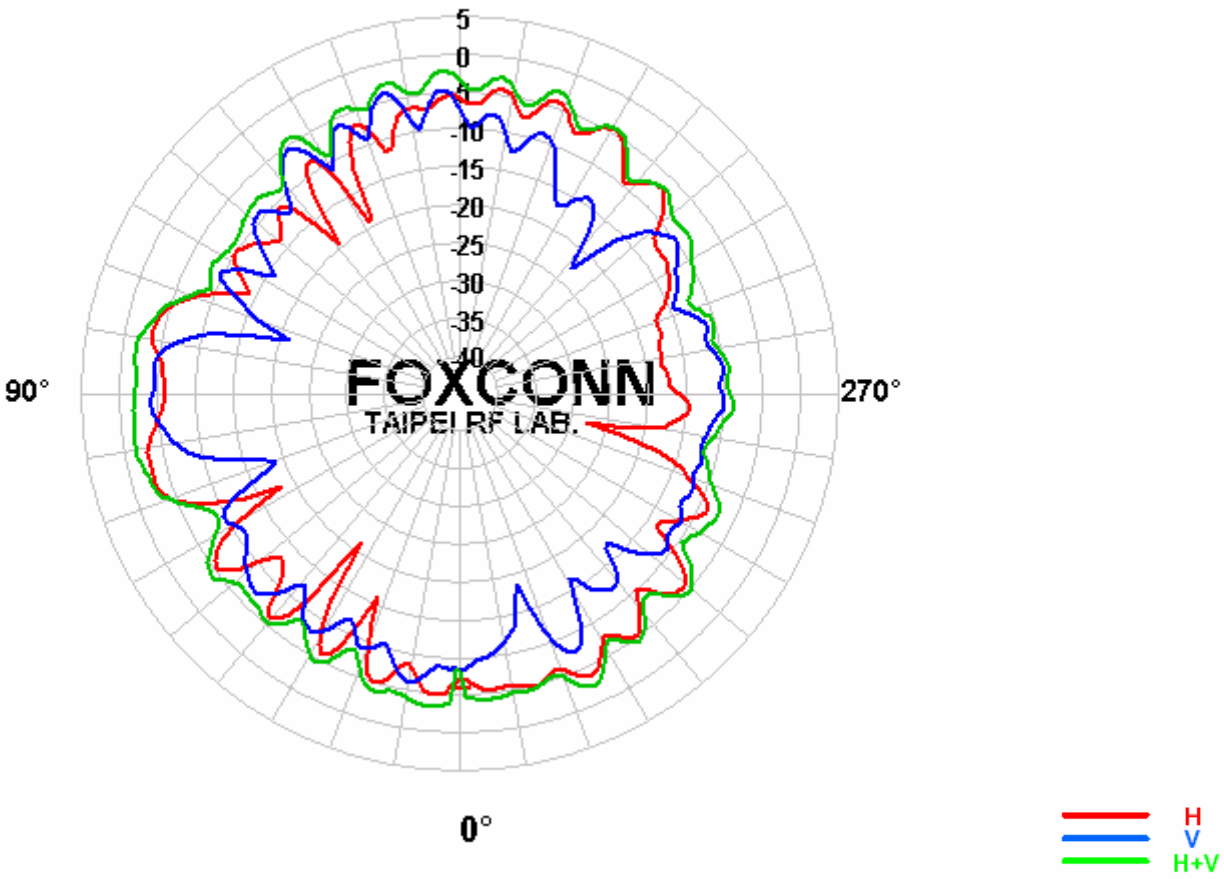

Center Frequency	**5725 MHz**
Horizontal (dBi) peak	**-2.91**
Vertical (dBi) peak	**-3.91**
Horz+Vert (dBi) peak	**-1.59**

Auxiliary antenna: 5800 MHz

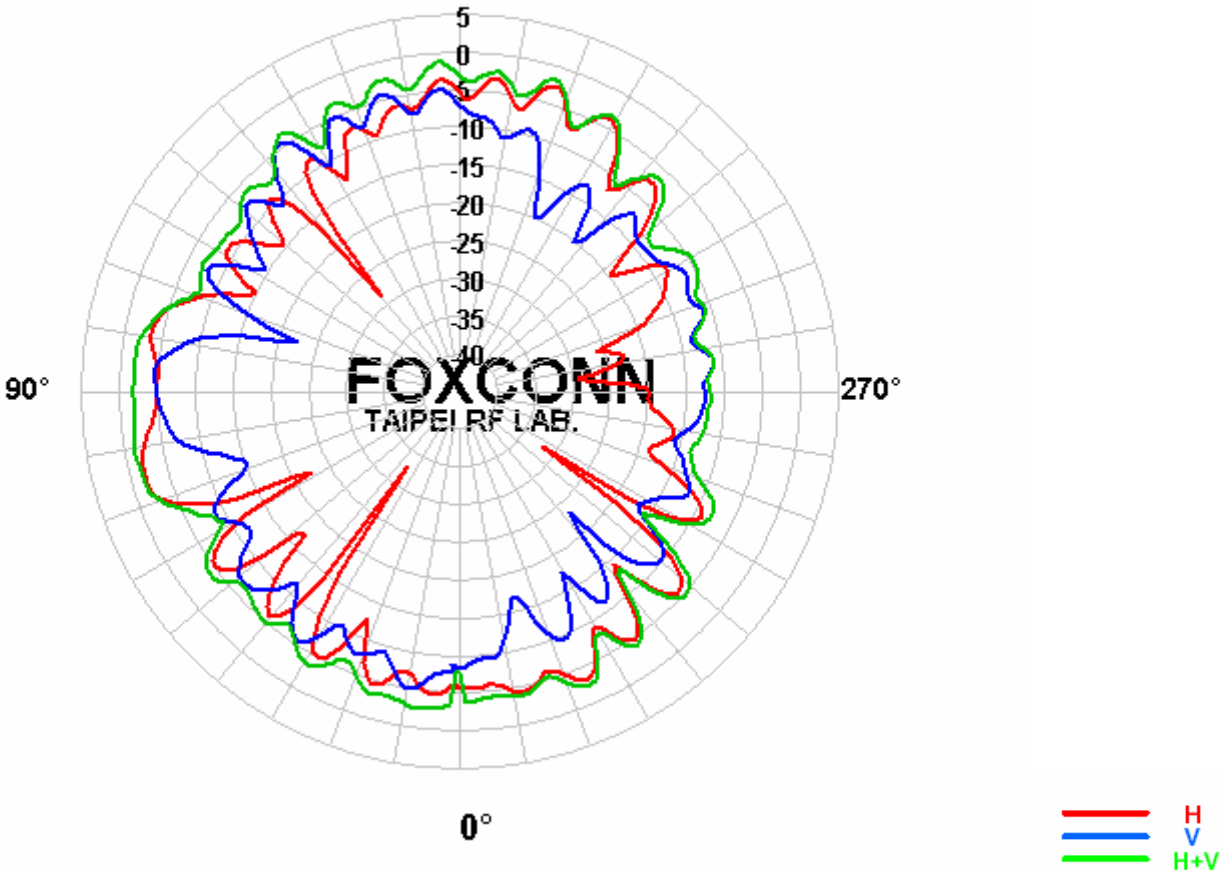

Center Frequency	**5800 MHz**
Horizontal (dBi) peak	**-1.89**
Vertical (dBi) peak	**-4.32**
Horz+Vert (dBi) peak	**-1.27**

Auxiliary antenna: 5875 MHz

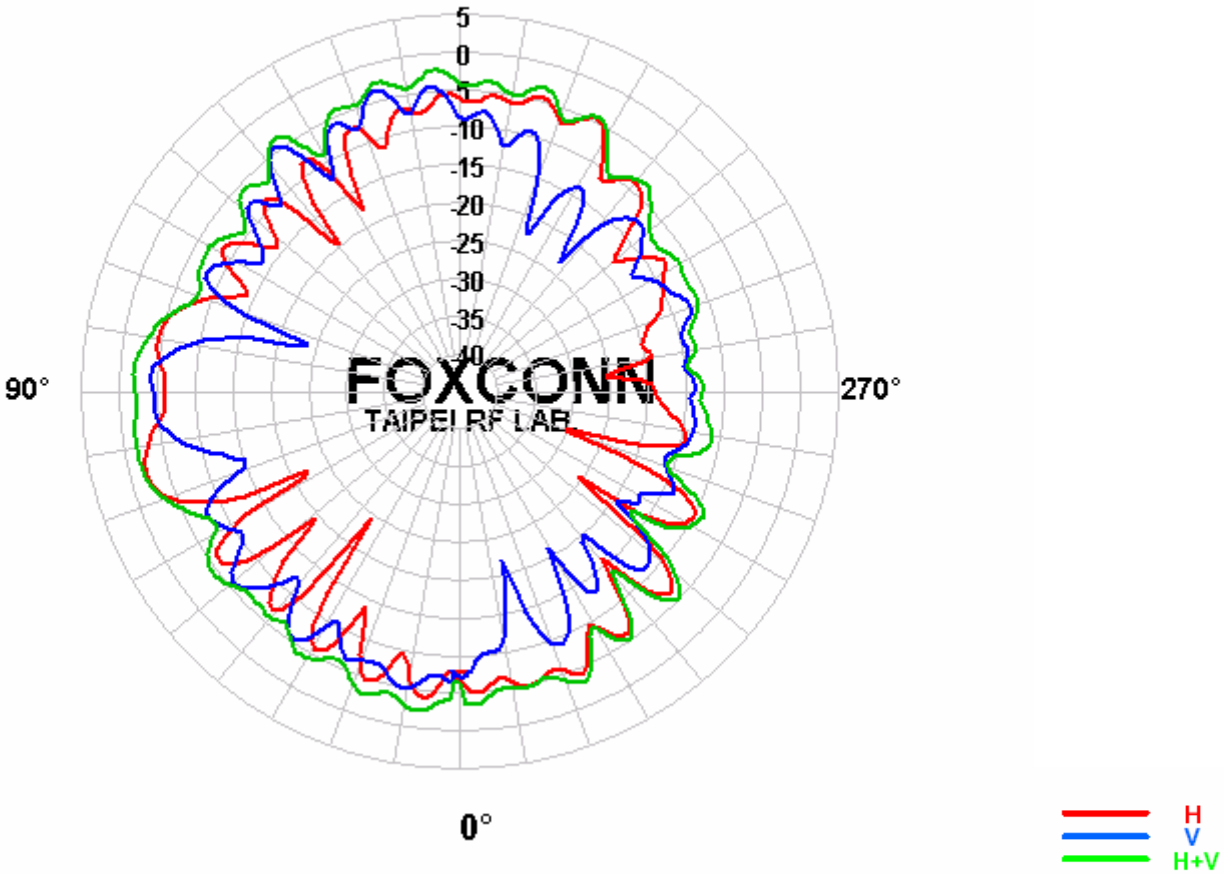

Center Frequency	**5875 MHz**
Horizontal (dBi) peak	**-2.22**
Vertical (dBi) peak	**-3.60**
Horz+Vert (dBi) peak	**-1.66**

4. Host Platform Information

OEM / ODM Host platform: (XXXXXXX) platform correlated to antenna data

Section 5. Antenna Host Platform Location Information

Include a dimensioned photos or dimensioned drawings of main and auxiliary antenna placements.

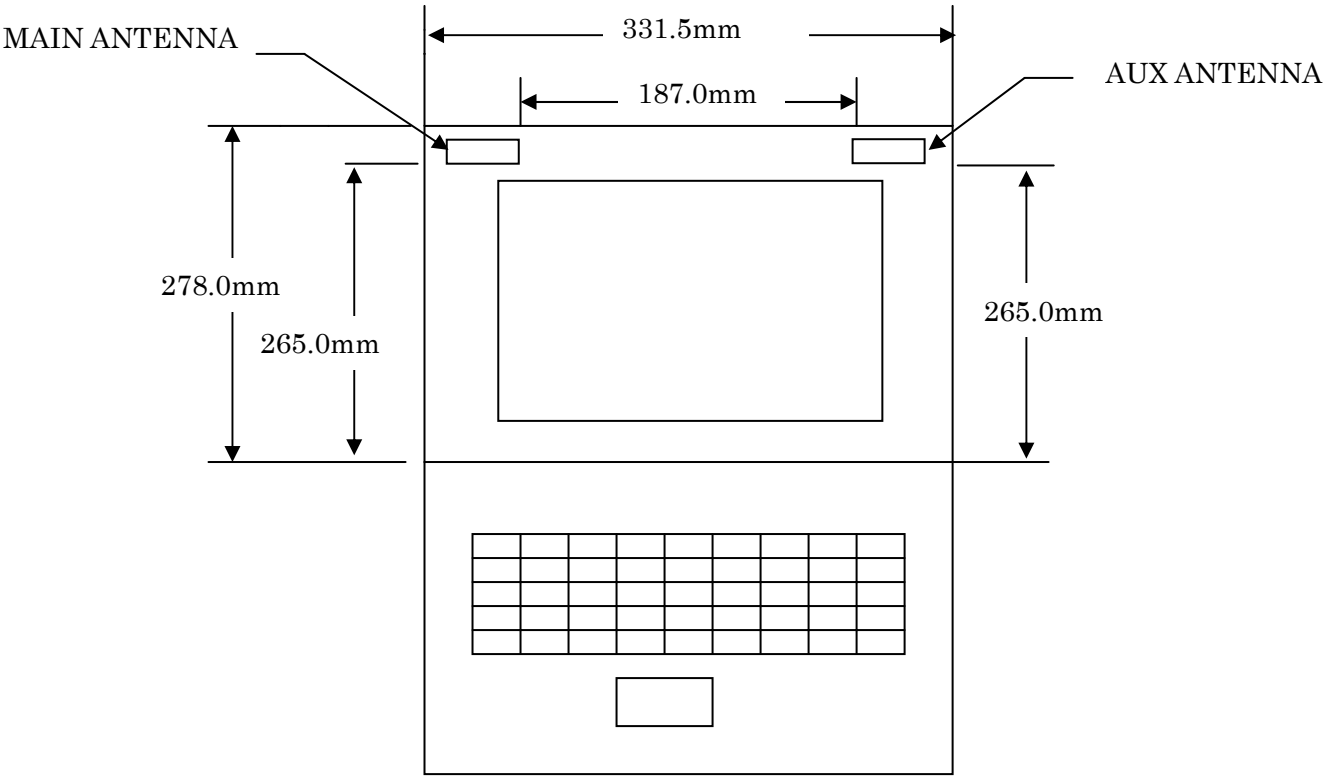

Section 6. Antenna dimensional information for SAR evaluation

Include a dimensioned photos or dimensioned drawings showing the distance (mm) between the transmit (main) antenna and the user (excluding hands, wrist, feet, and ankle)

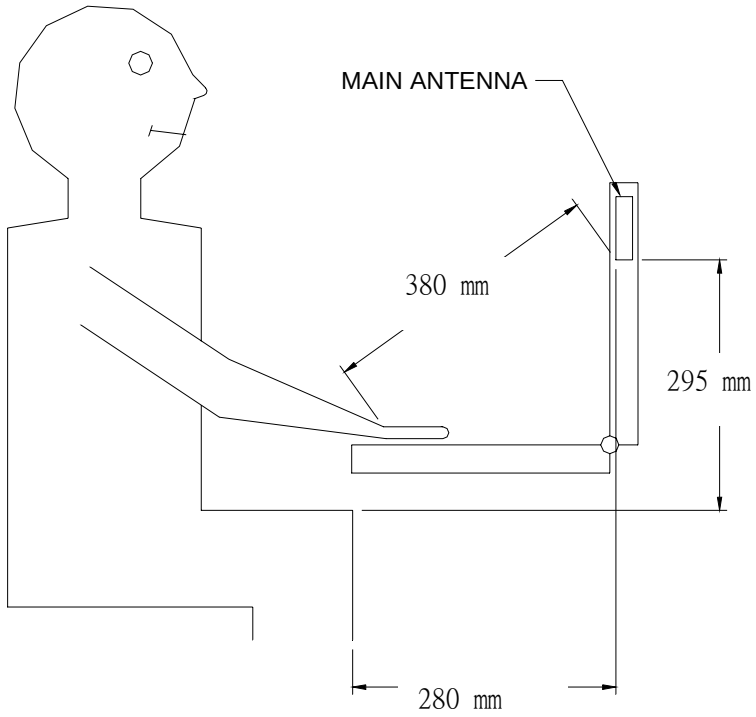

Section 7. Diagram Example of Co-Location Antenna Separation

Indicate distance between WLAN module antennas and Bluetooth/other radio antenna element.

(Note: Due to the evolving rules regarding co-location, each platform will need to be reviewed on a case by case basis)

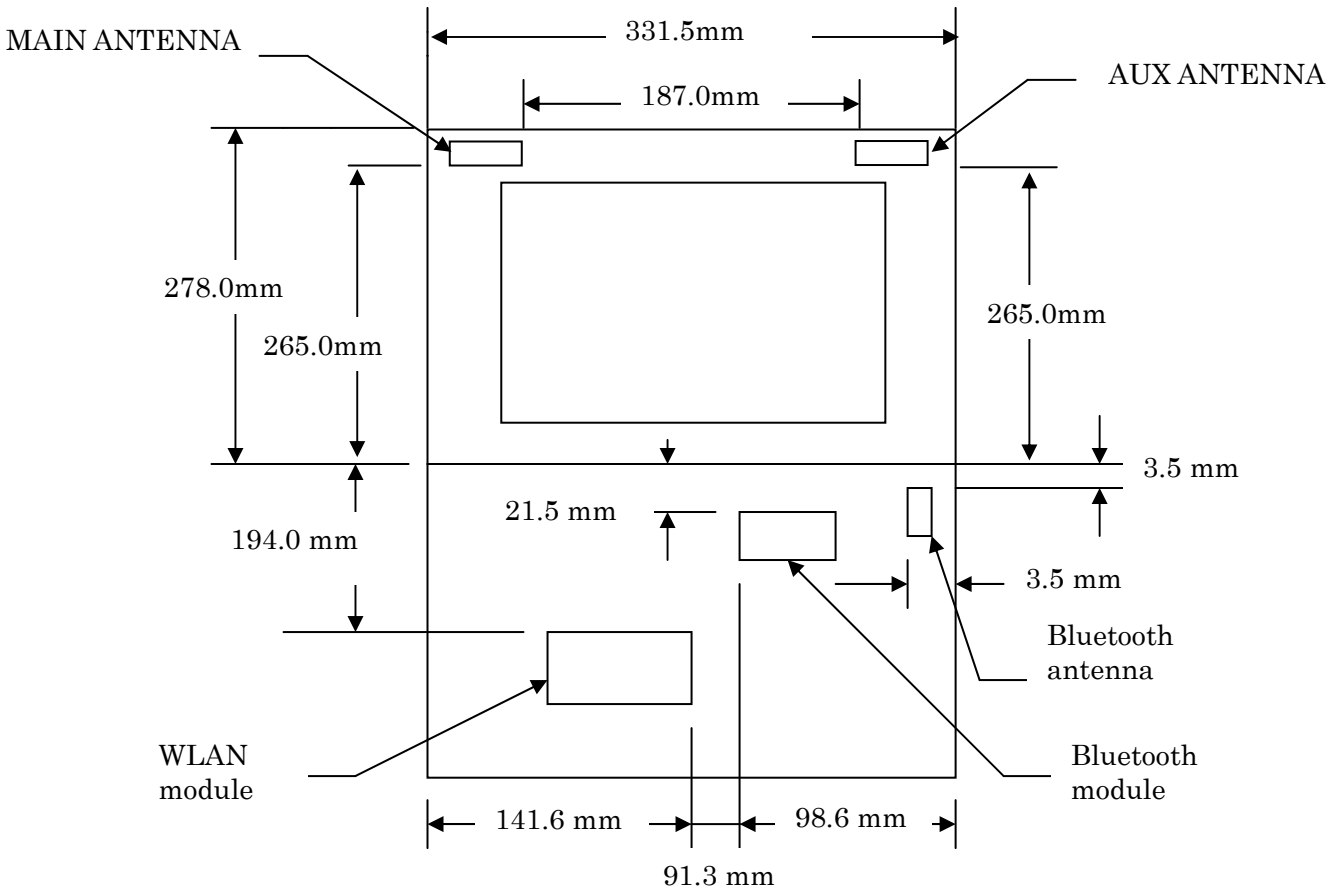

Regulatory WLAN Antenna Information

(English Language Required for Intel Regulatory Review / Approval)

Brand Name: ACER
ODM by QUANTA

Platform: ZL1

Antenna Vendor: HON HAI PRECISION IND. CO., LTD.
Antenna Part Number: WDAN-CQZL1001 (for main and aux)

Antenna Sample / Antenna Data
Requirements for worldwide regulatory approval

Section	Description of Required OEM / ODM Antenna Information	US / IC	EU	Japan	Taiwan	S.Korea
1A	Part Number for Antenna only	Required	Required	Required	Required	Required
1B	Antenna Manufacturer Name	Required	Required	Required	Required	Required
1C	Description of Antenna Type	Required	N/A	N/A	N/A	N/A
1D	Part number of Antenna Assembly / cable impedance, length & diameter.	Required	Desired	Desired	Desired	Desired
1E	Main & Aux antenna (Peak Gain W/ cable loss)	Required	Required	Required	Required	Required
	1E OR 1F, 1G, 1H					
1F	Main & Aux antenna (Peak Gain only)	Required	Required	Required	Required	Required
1G	VSWR of cable including connector	Required	Required	Required	Required	Required
1H	Main & Aux antenna (Cable loss W/ connector)	Required	Required	Required	Required	Required
2	Dimensioned Photographs and Drawings of main & auxiliary antennas	Required	Required	Required	Required	Required
3	Radiation patterns of antennas loaded in the host platform.	Required	Desired	Required	N/A	Required
4	Platform model name / number - correlated to antenna manufacturer and antenna part number	Required	Required	Desired	Required	Desired
5	Photograph(s) and Drawings showing location of antennas in platform. (S. Korea requires photographs of antennas for approval submission). Taiwan requires pictures of each antenna type shown in the system.	Required	Required	Desired	Required (Photos)	Required (Photos)
6	Mech. drawings / photos with dimensions of antenna locations and distance from end-user (For evaluation of SAR testing requirement).	Required	N/A	N/A	N/A	N/A
7	Photograph(s) or Drawings showing the location of all antennas (WLAN, BT, other) and distance between those transmitting antennas. Information will be used to evaluate whether co-location testing is required.	Required	N/A	N/A	N/A	N/A

Singapore: If product is shipping to Singapore the following is required:

- **Photograph of miniPCI card location in laptop to determine if it is easily accessible by the user. (See Section 4. Host Platform Information).**

Antenna Information

Section 1. Antenna Assembly Specifications

Antenna Assembly Summary:

1A Antenna Part Number	1B Manufacture	1C Antenna Type	1D Cable Assembly Part Number and Information	1E Peak Gain W/ Cable loss (dBi)	1F Peak Gain w/o Cable Loss (dBi)	1G VSWR	1H Cable Loss (dBi)
(P/N:WDAN-CQZL1001) Main antenna	HON HAI PRECISION IND. CO.,LTD.	PIFA	(P/N: SGX0001) 50 ohm Coaxial. length: 577mm diameter: 1.27mm Connector: SGX0001	2400-2500MHz 2.33 dBi (peak)	2400-2500MHz 3.527 dBi (peak)	2400-2500MHz 2.0 max	2400-2500MHz 1.197 dBi (peak)
				5150-5350MHz 3.18 dBi (peak)	5150-5350MHz 5.276 dBi (peak)	5150-5350MHz 2.0 max	5150-5350MHz 2.096 dBi (peak)
				5725-5875MHz 2.93 dBi (peak)	5725-5875MHz 5.369 dBi (peak)	5725-5875MHz 2.0 max	5725-5875MHz 2.439 dBi (peak)
(P/N:WDAN-CQZL1001) Auxiliary antenna	HON HAI PRECISION IND. CO.,LTD.	PIFA	(P/N: SGX0001) 50 ohm Coaxial. length: 642mm diameter: 1.27mm Connector: SGX0001	2400-2500MHz 1.37 dBi (peak)	2400-2500MHz 2.706 dBi (peak)	2400-2500MHz 2.0 max	2400-2500MHz 1.336 dBi (peak)
				5150-5350MHz 1.57 dBi (peak)	5150-5350MHz 3.911 dBi (peak)	5150-5350MHz 2.0 max	5150-5350MHz 2.341 dBi (peak)
				5725-5875MHz 2.94 dBi (peak)	5725-5875MHz 5.663 dBi (peak)	5725-5875MHz 2.0 max	5725-5875MHz 2.723 dBi (peak)

Section 2. Dimensioned Photos and Drawings of Antennas

Main Antenna Dimensioned Drawing:

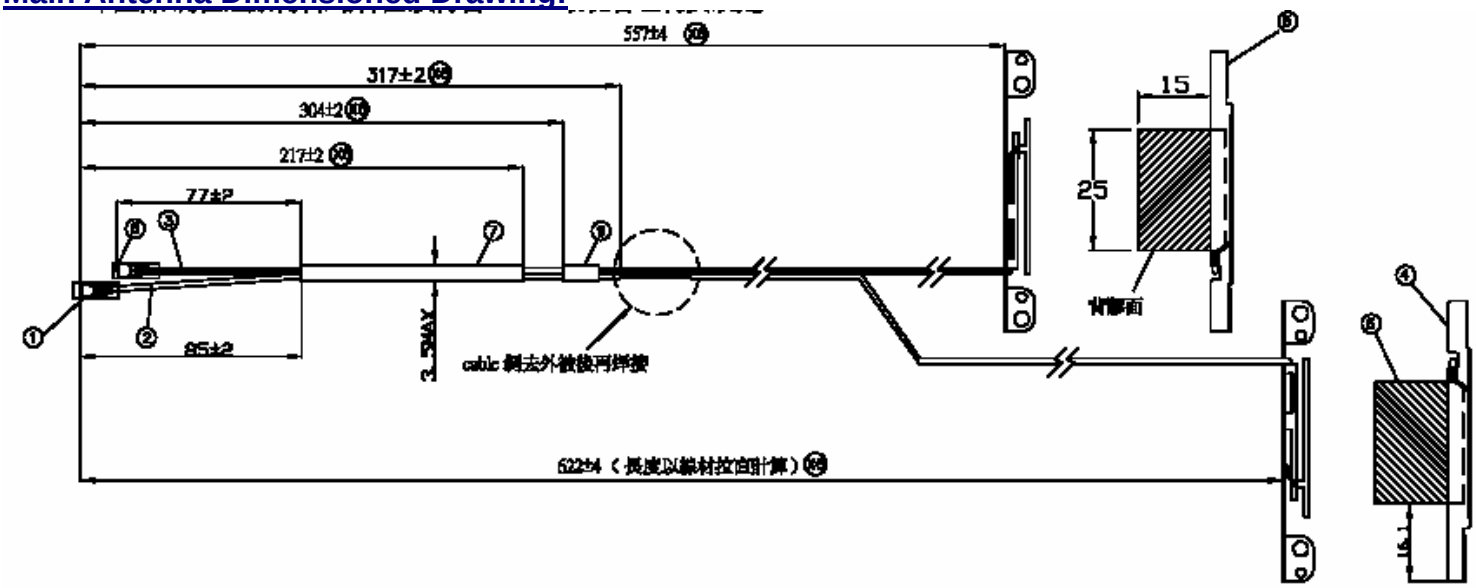

Main Antenna Photo:



Aux Antenna Dimensioned Drawing:

(Please see the drawing of Main Antenna.)

Aux Antenna Photo:

Section 3. Radiation characteristics of antenna Loaded in Host Platform

2400-2500MHz radiation characteristic

Main antenna: 2400 MHz

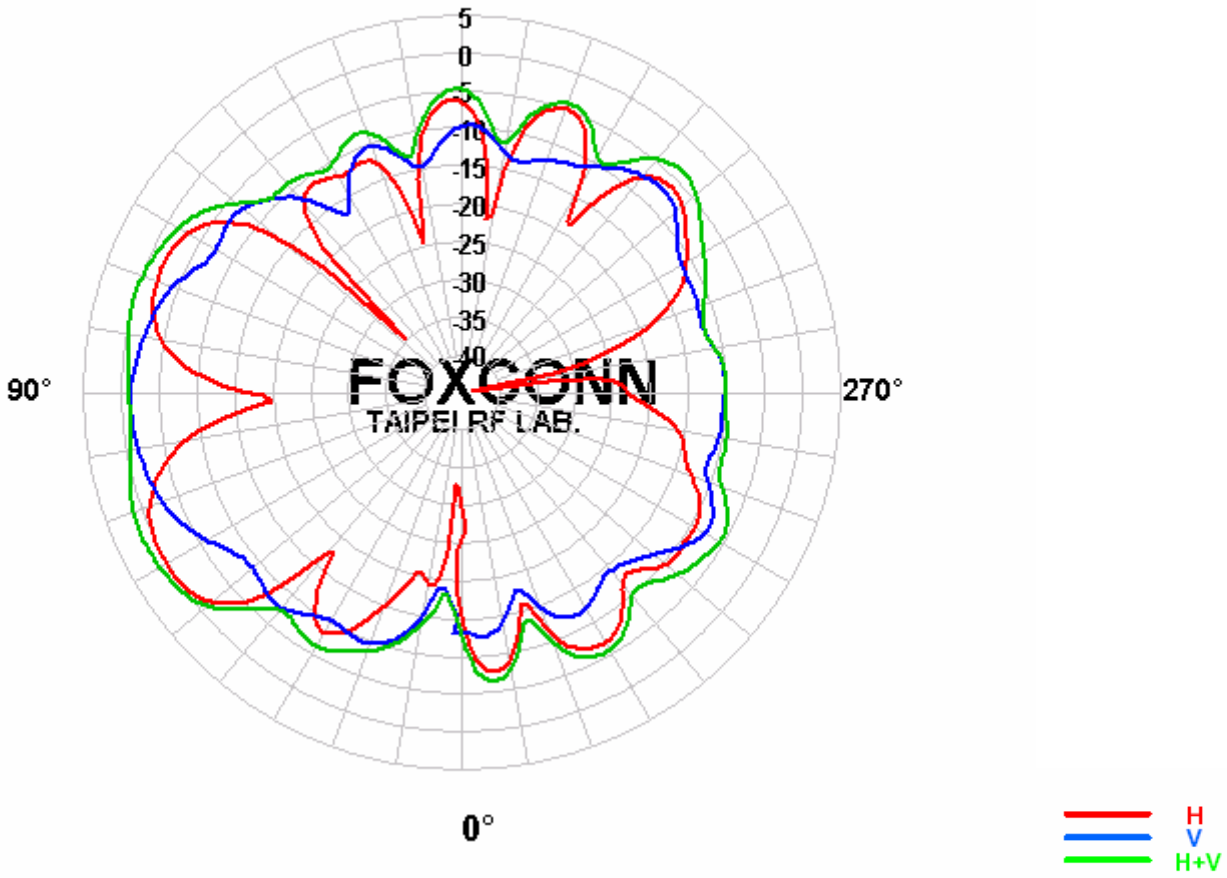

Center Frequency	**2400 MHz**
Horizontal (dBi) peak	**0.2**
Vertical (dBi) peak	**-1.16**
Horz+Vert (dBi) peak	**1.43**

Main antenna: 2450 MHz

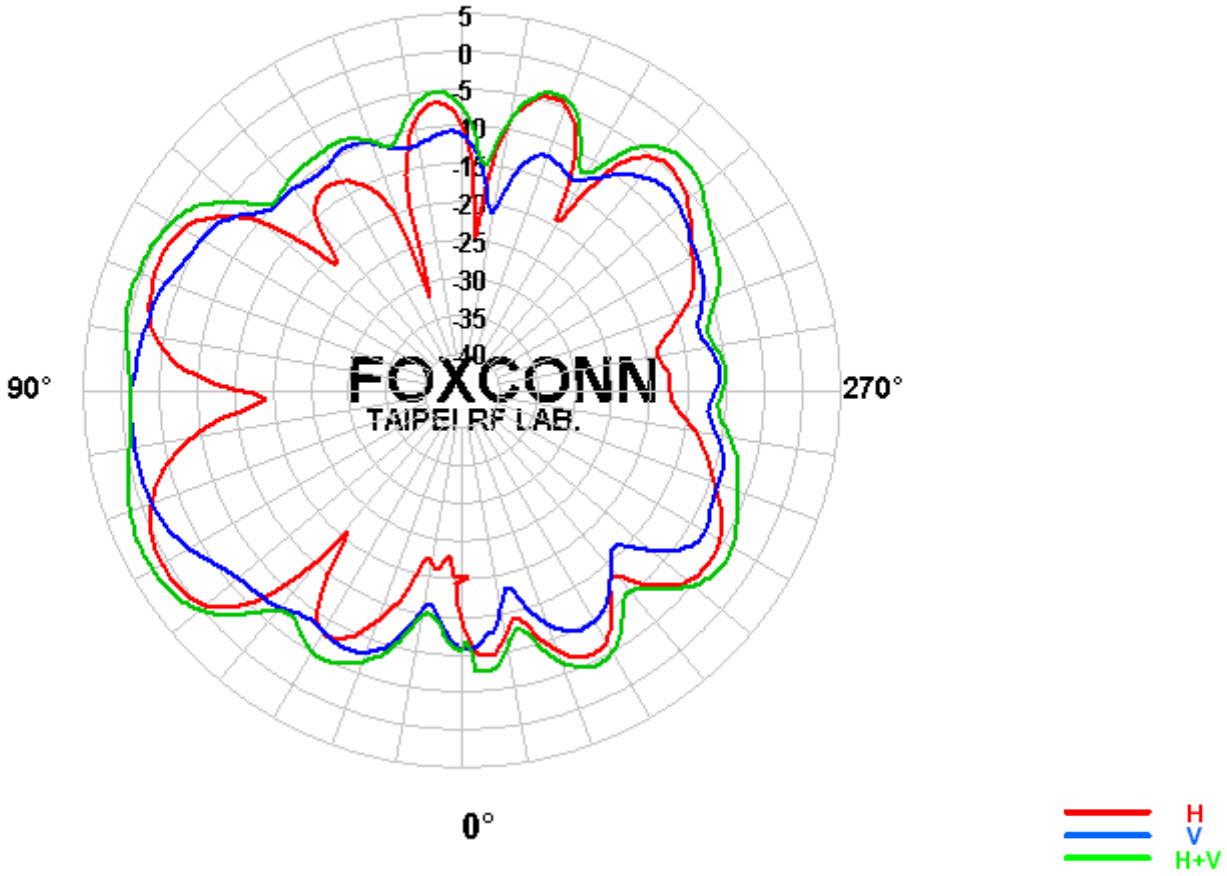

Center Frequency	**2450 MHz**
Horizontal (dBi) peak	**0.88**
Vertical (dBi) peak	**-1.13**
Horz+Vert (dBi) peak	**2.33**

Main antenna: 2500 MHz

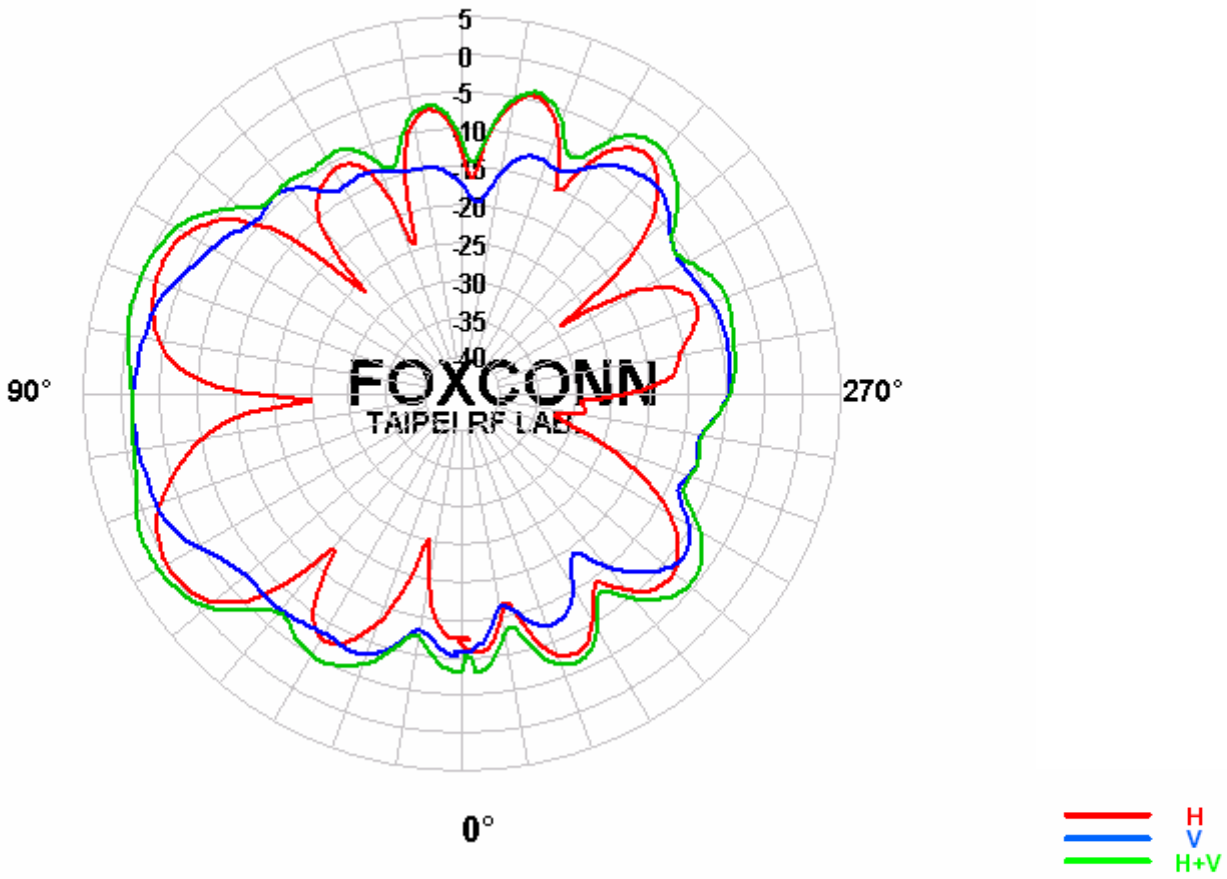

Center Frequency	**2500 MHz**
Horizontal (dBi) peak	**0.09**
Vertical (dBi) peak	**-1.45**
Horz+Vert (dBi) peak	**1.52**

Auxiliary antenna: 2400 MHz

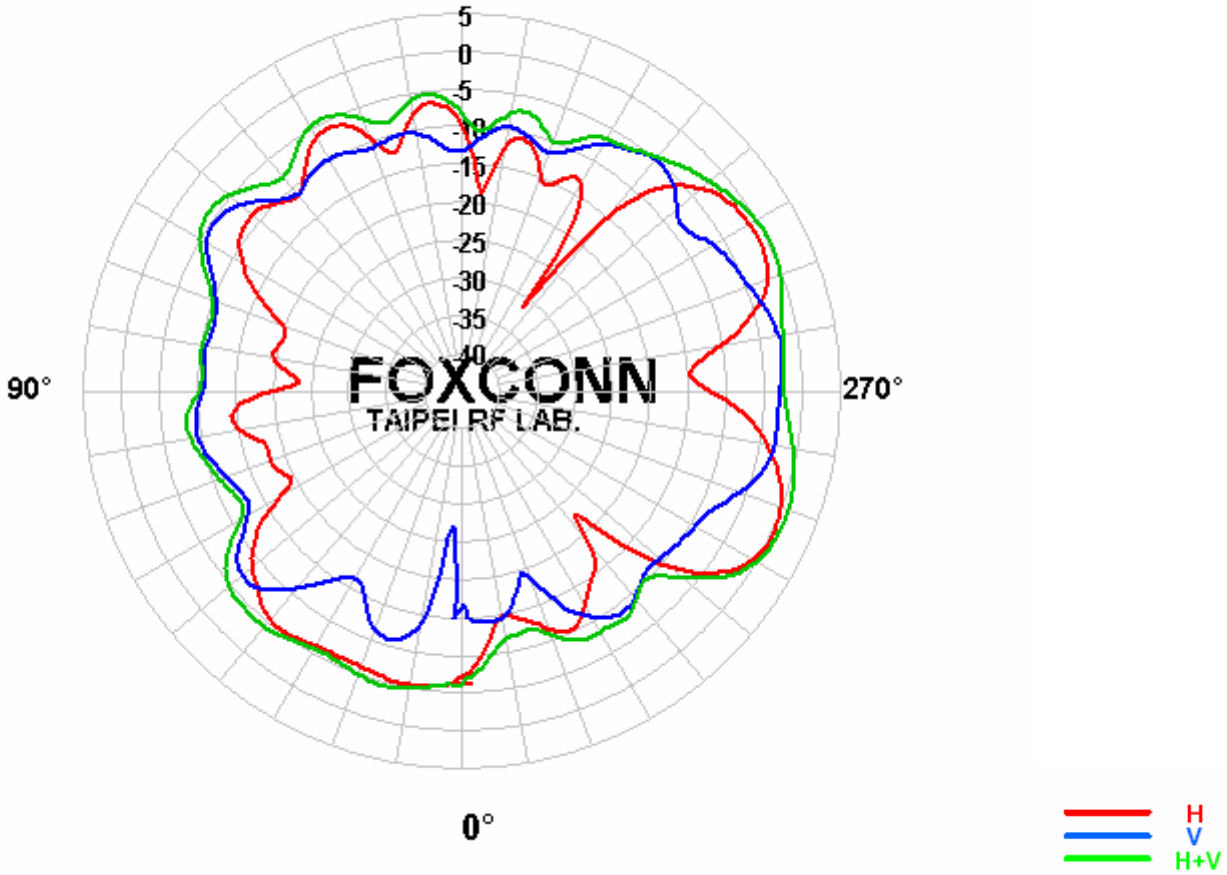

Center Frequency	**2400 MHz**
Horizontal (dBi) peak	**0.30**
Vertical (dBi) peak	**-2.30**
Horz+Vert (dBi) peak	**1.0**

Auxiliary antenna: 2450 MHz

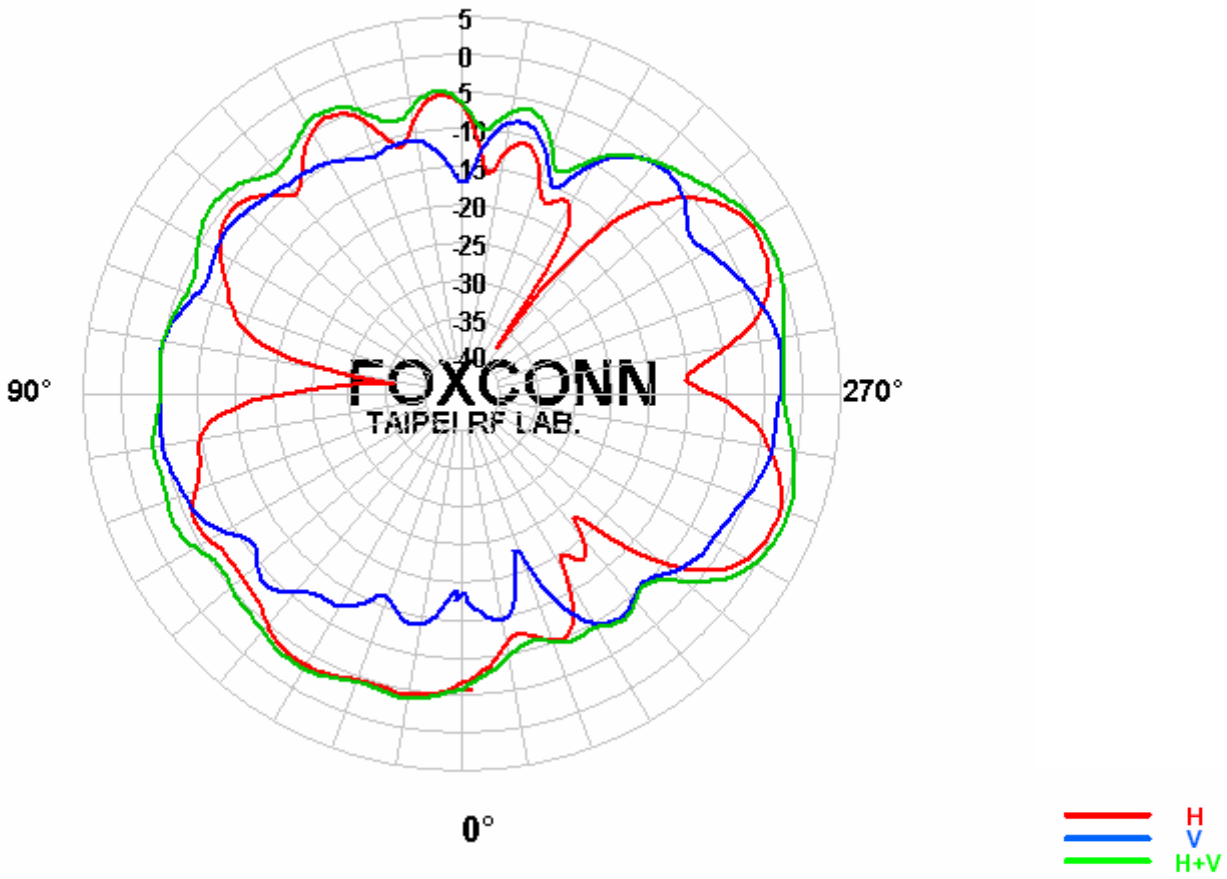

Center Frequency	**2450 MHz**
Horizontal (dBi) peak	**-0.05**
Vertical (dBi) peak	**-2.31**
Horz+Vert (dBi) peak	**1.11**

Auxiliary antenna: 2500 MHz

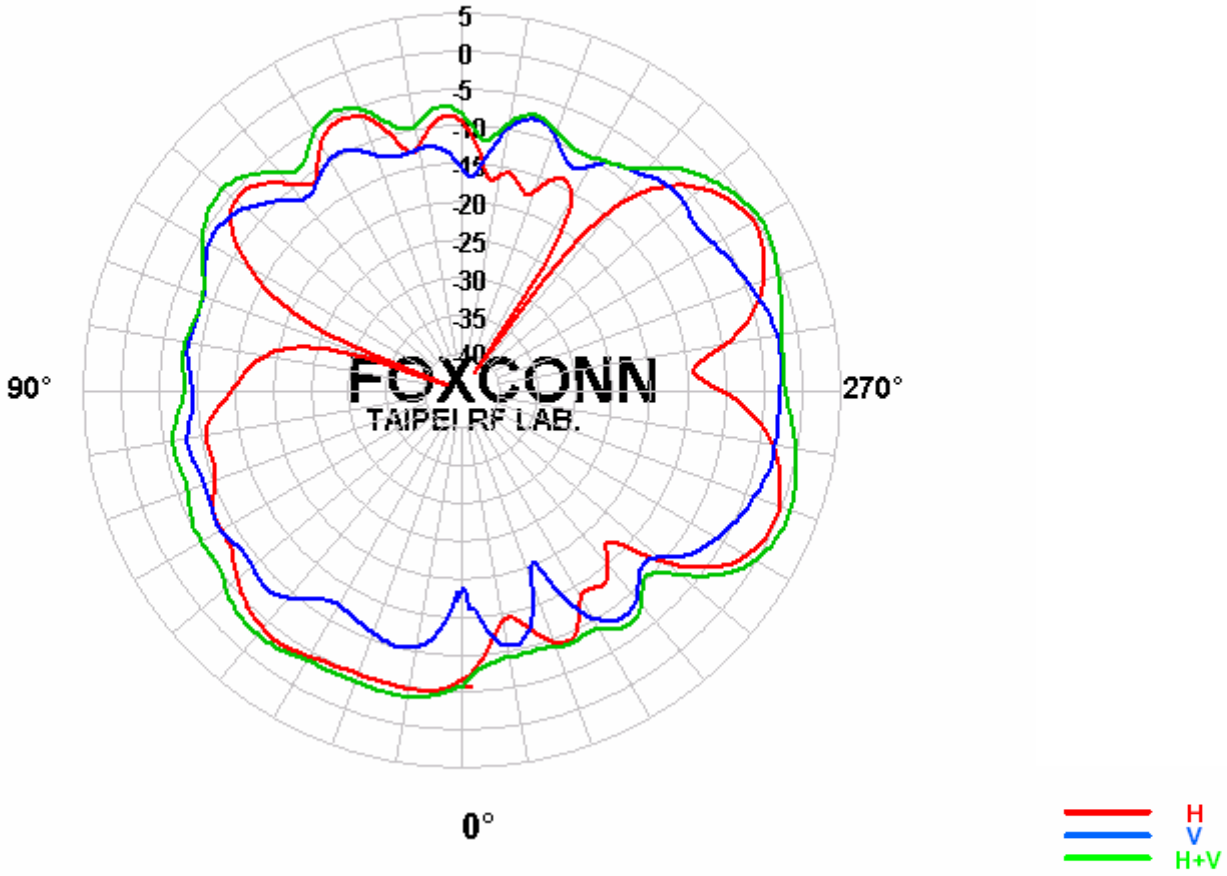

Center Frequency	**2500 MHz**
Horizontal (dBi) peak	**-0.08**
Vertical (dBi) peak	**-2.5**
Horz+Vert (dBi) peak	**1.37**

5150-5350 MHz radiation characteristic

Main antenna: 5150 MHz

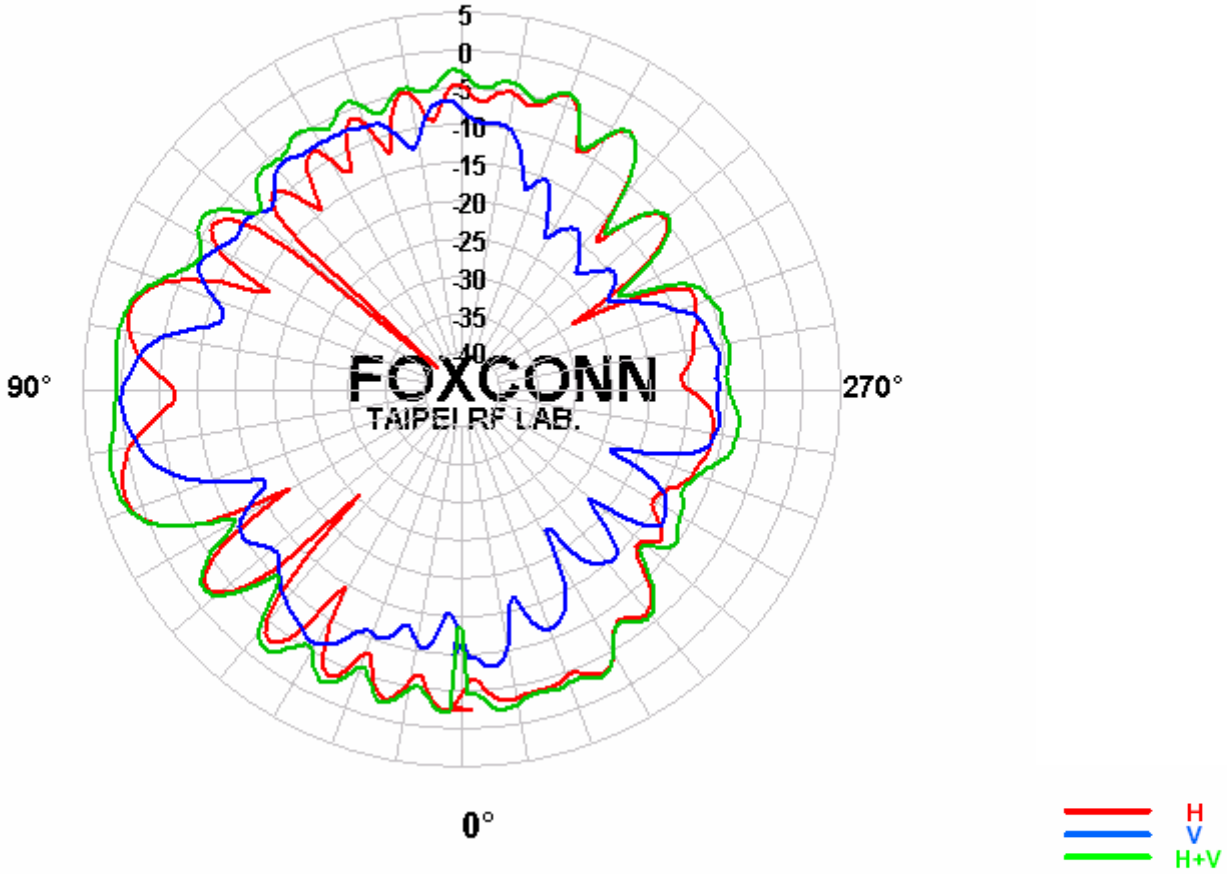

Center Frequency	**5150 MHz**
Horizontal (dBi) peak	**1.70**
Vertical (dBi) peak	**-0.02**
Horz+Vert (dBi) peak	**2.54**

Main antenna: 5250 MHz

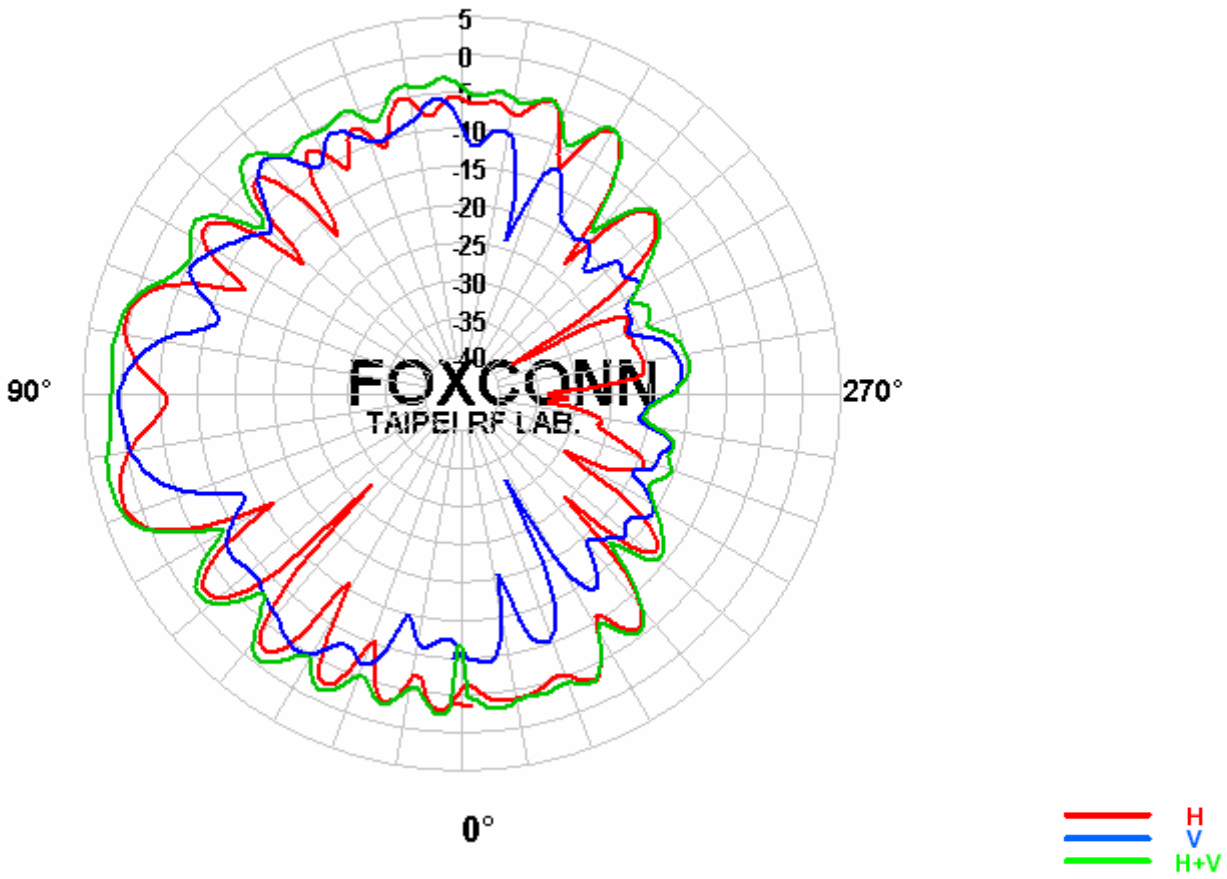

Center Frequency	**5250 MHz**
Horizontal (dBi) peak	**2.04**
Vertical (dBi) peak	**0.36**
Horz+Vert (dBi) peak	**3.05**

Main antenna: 5350 MHz

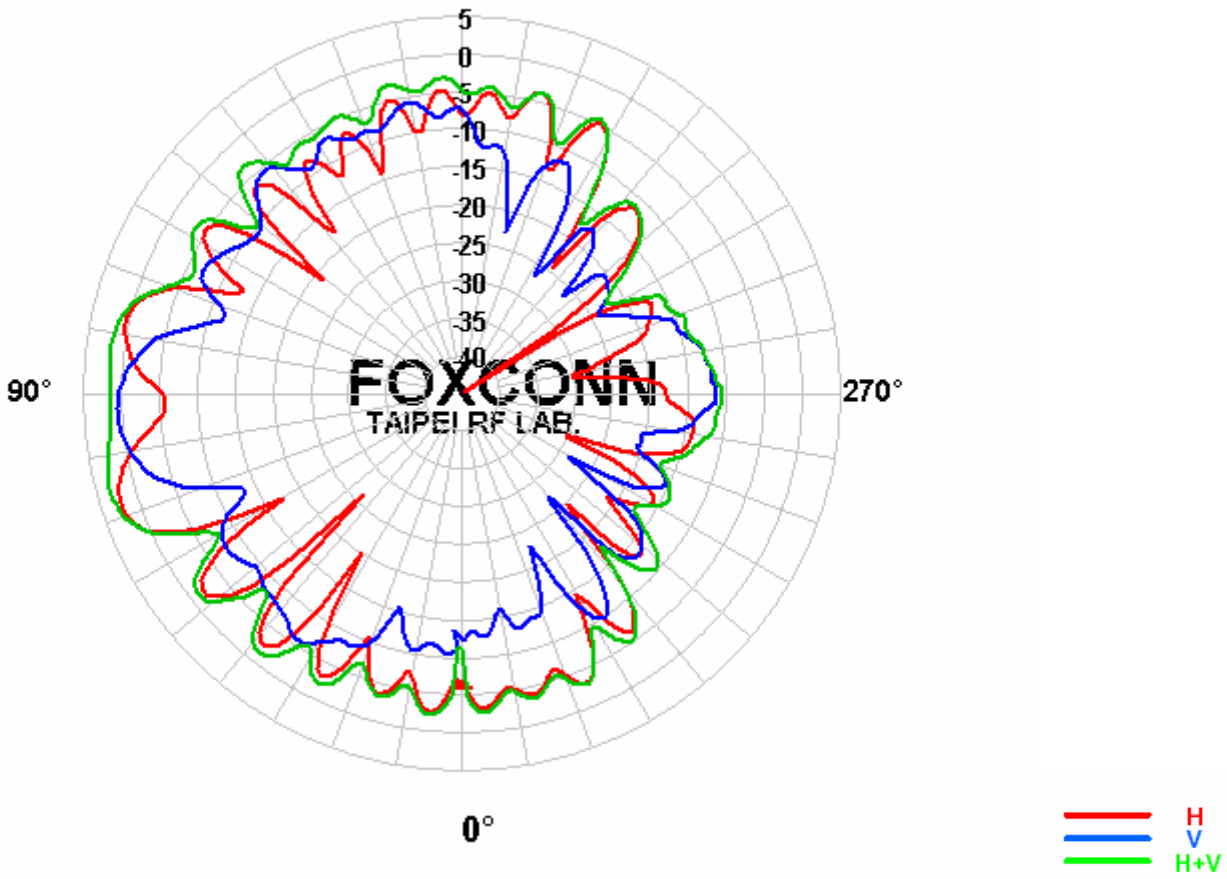

Center Frequency	**5350 MHz**
Horizontal (dBi) peak	**2.32**
Vertical (dBi) peak	**0.49**
Horz+Vert (dBi) peak	**3.18**

Auxiliary antenna: 5150 MHz

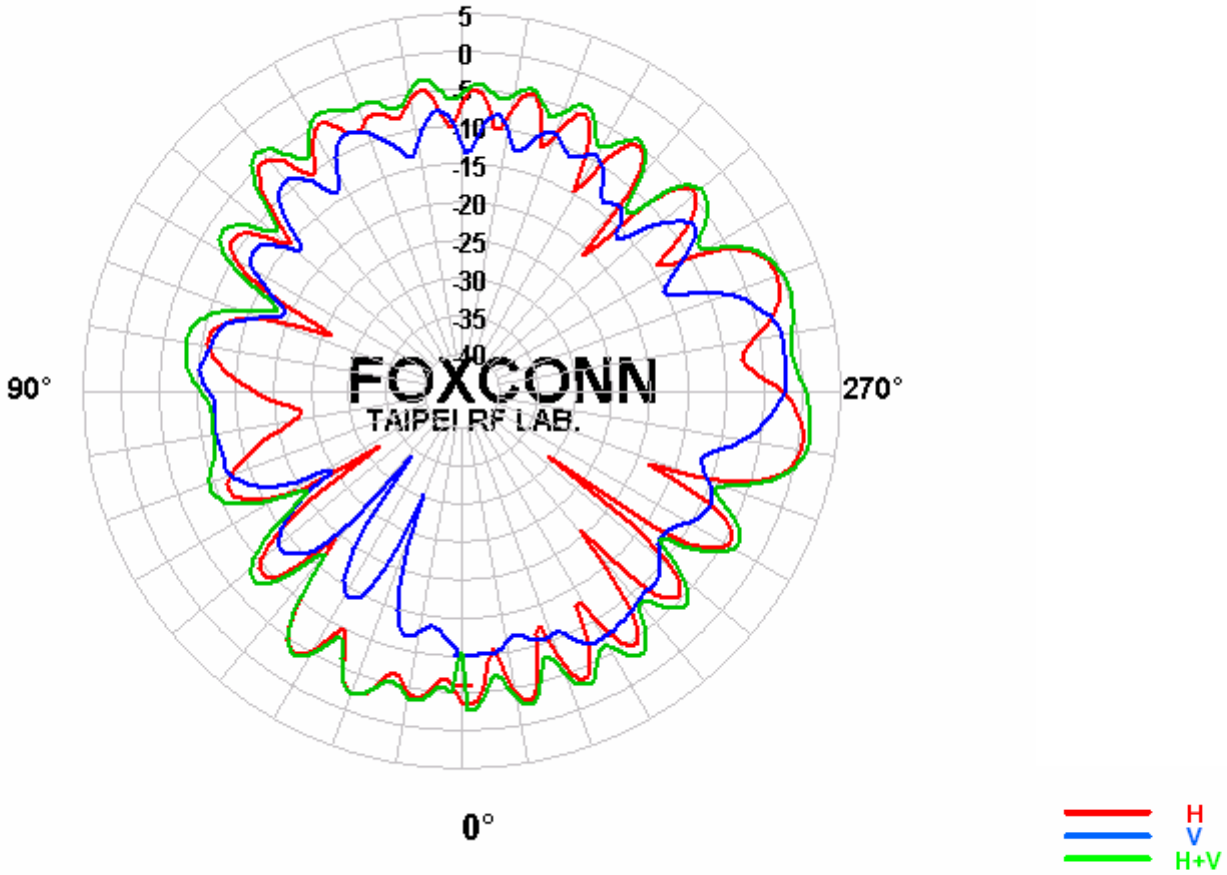

Center Frequency	**5150 MHz**
Horizontal (dBi) peak	**-0.68**
Vertical (dBi) peak	**-1.9**
Horz+Vert (dBi) peak	**1.51**

Auxiliary antenna: 5250 MHz

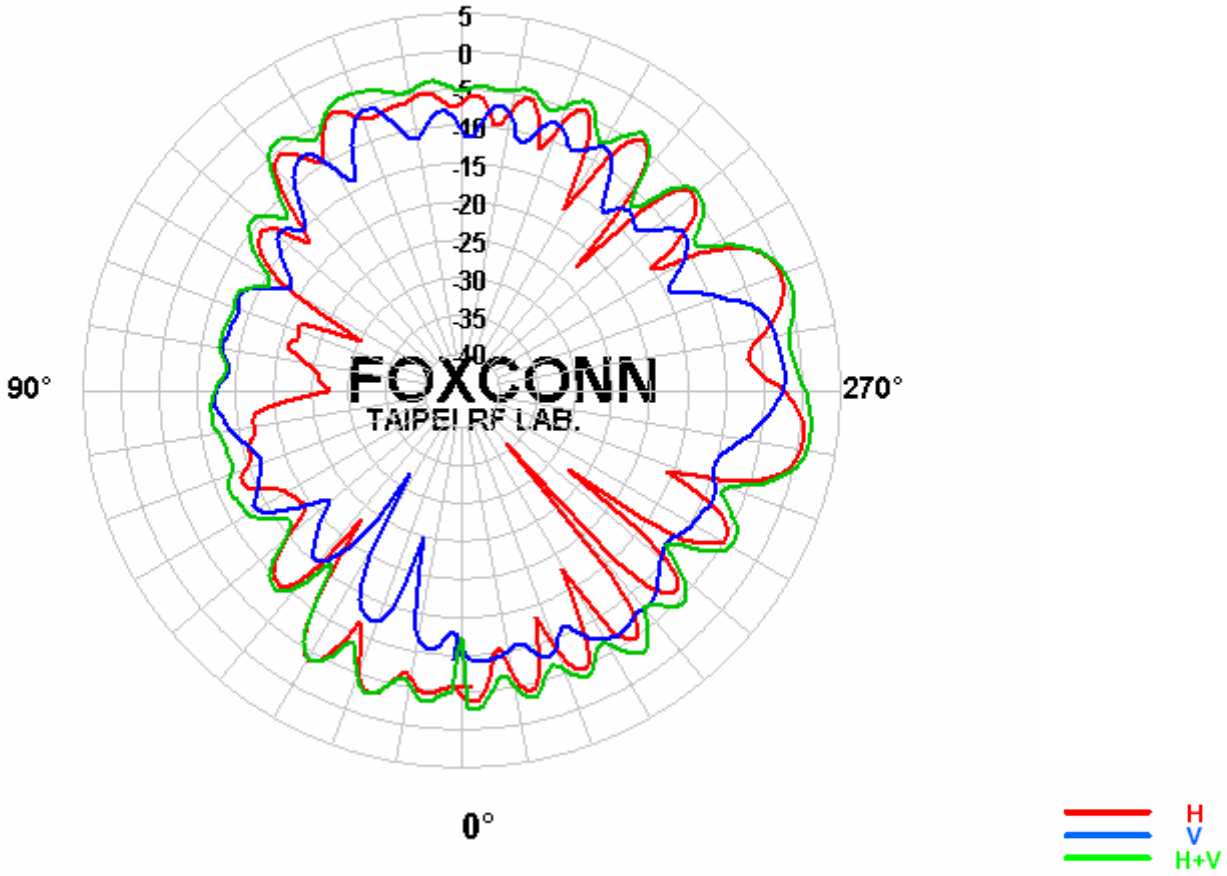

Center Frequency	**5250 MHz**
Horizontal (dBi) peak	**0.72**
Vertical (dBi) peak	**-2.13**
Horz+Vert (dBi) peak	**1.57**

Auxiliary antenna: 5350 MHz

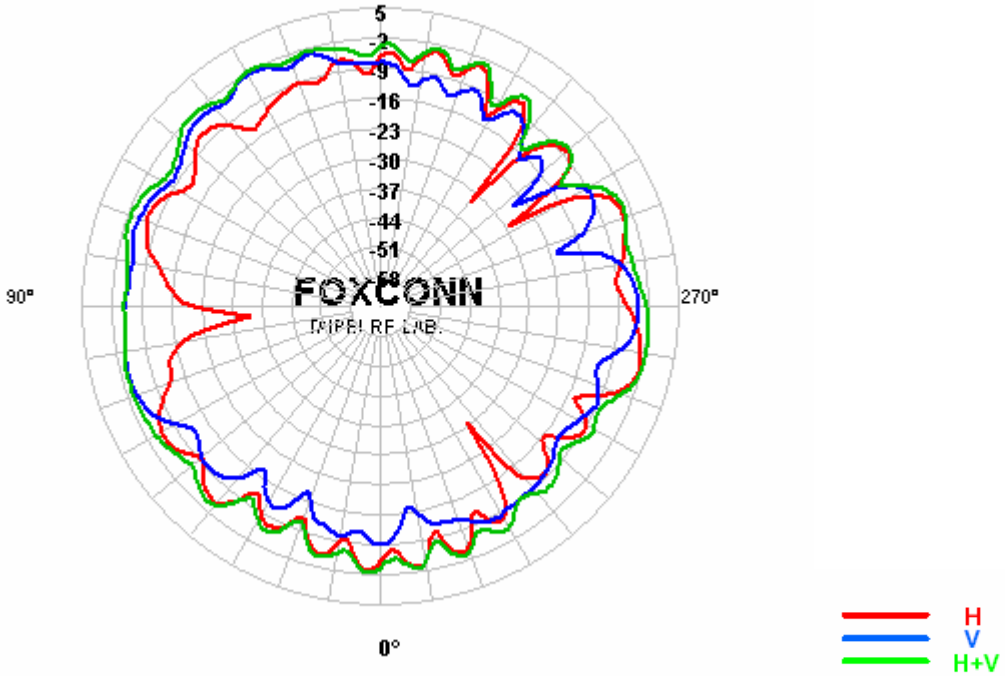

Center Frequency	**5350 MHz**
Horizontal (dBi) peak	**0.29**
Vertical (dBi) peak	**-3.1**
Horz+Vert (dBi) peak	**0.89**

5725-5875MHz radiation characteristic

Main antenna: 5725 MHz

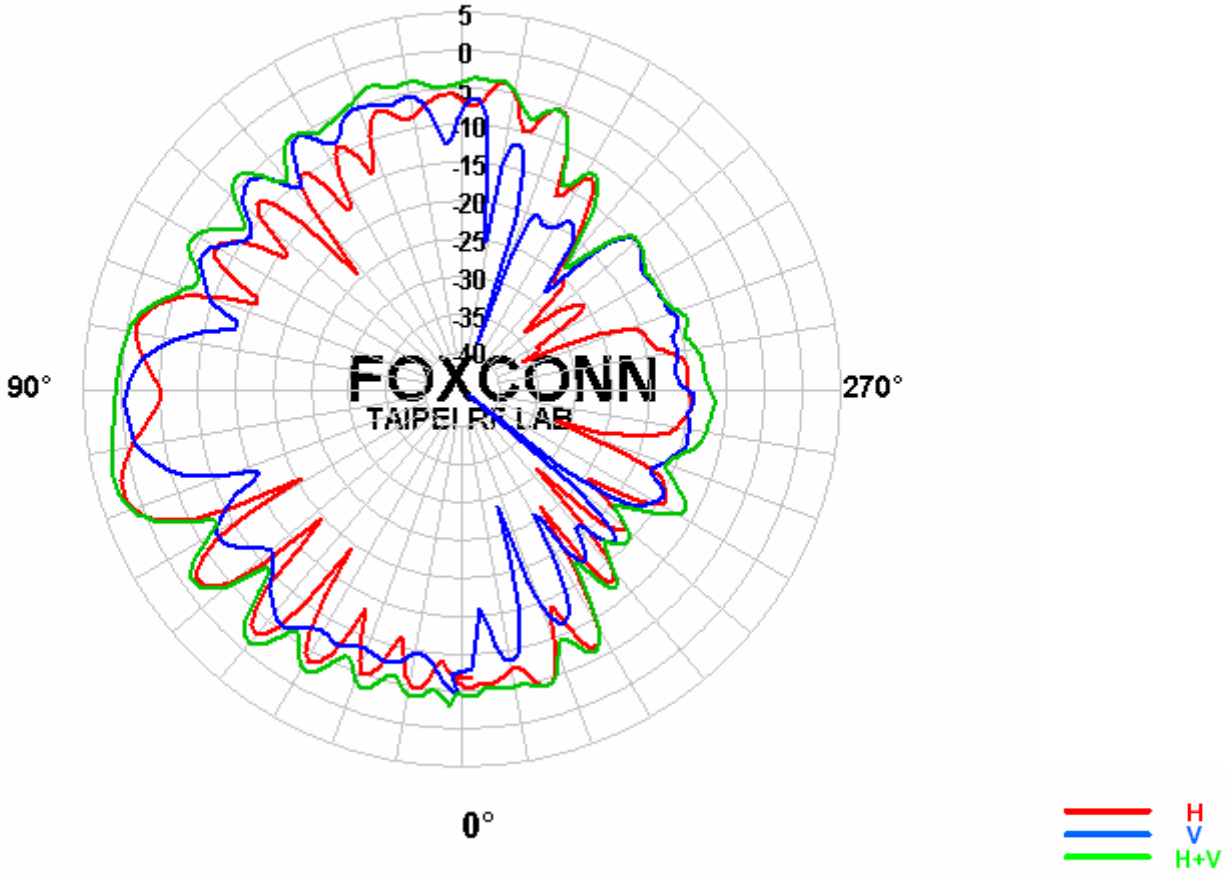

Center Frequency	**5725 MHz**
Horizontal (dBi) peak	**1.76**
Vertical (dBi) peak	**-0.48**
Horz+Vert (dBi) peak	**2.48**

Main antenna: 5800 MHz

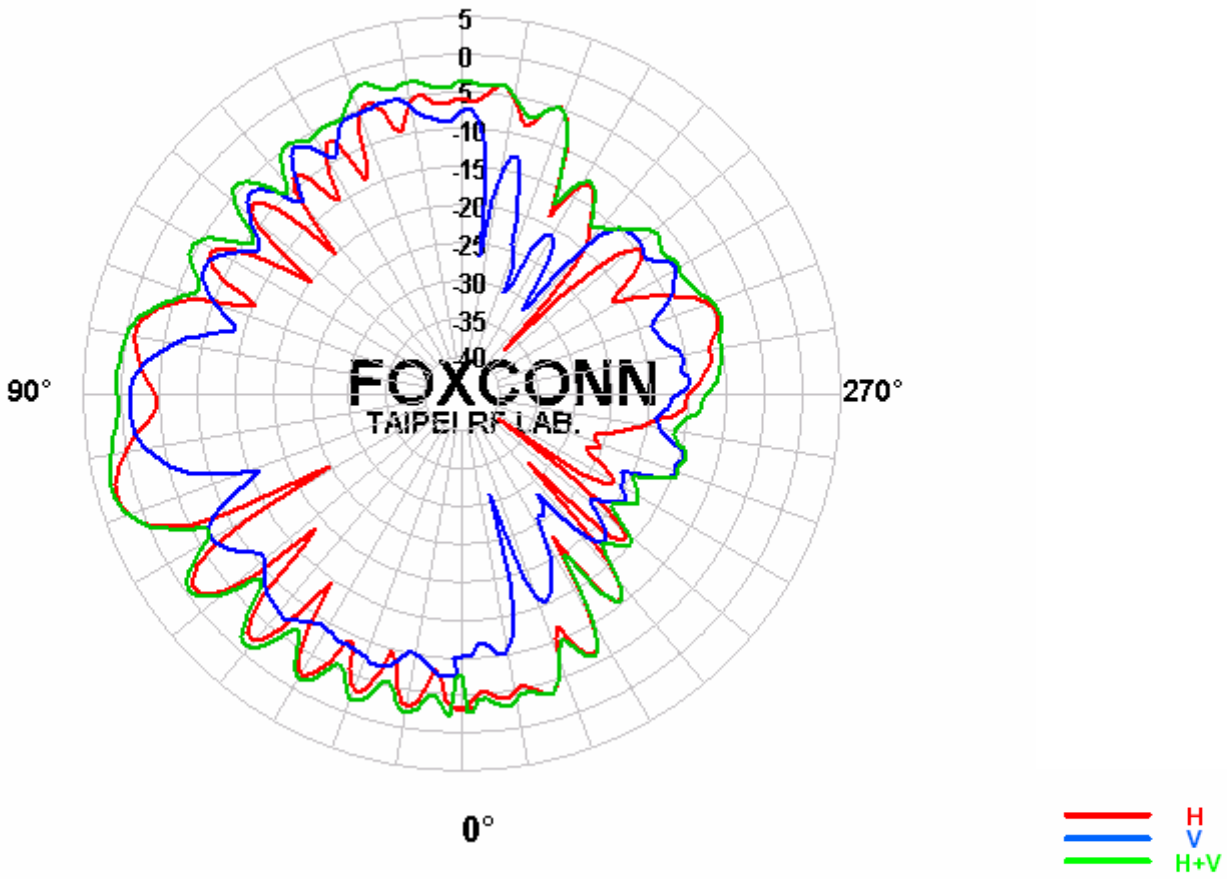

Center Frequency	**5800 MHz**
Horizontal (dBi) peak	**2.54**
Vertical (dBi) peak	**-1.2**
Horz+Vert (dBi) peak	**2.93**

Main antenna: 5875 MHz

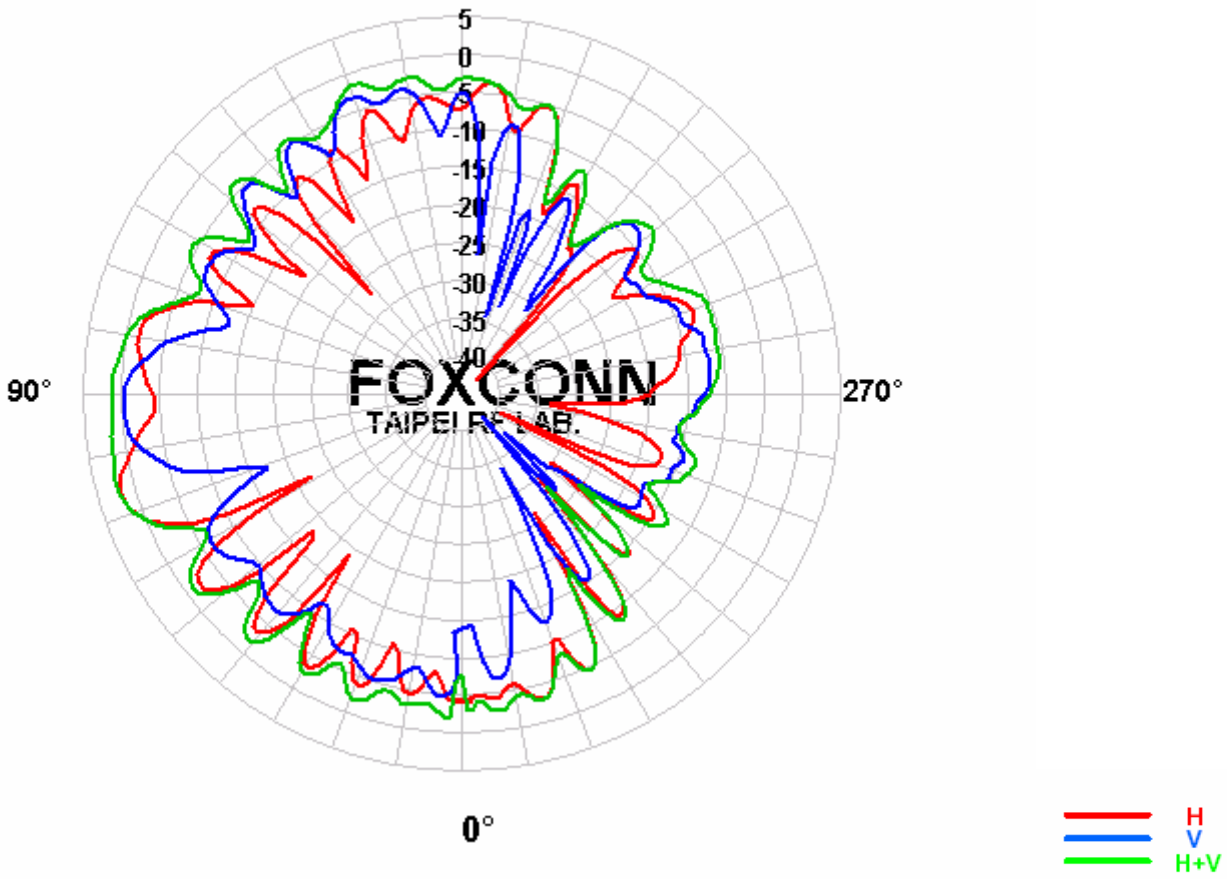

Center Frequency	**5875 MHz**
Horizontal (dBi) peak	**1.83**
Vertical (dBi) peak	**-0.37**
Horz+Vert (dBi) peak	**2.31**

Auxiliary antenna: 5725 MHz

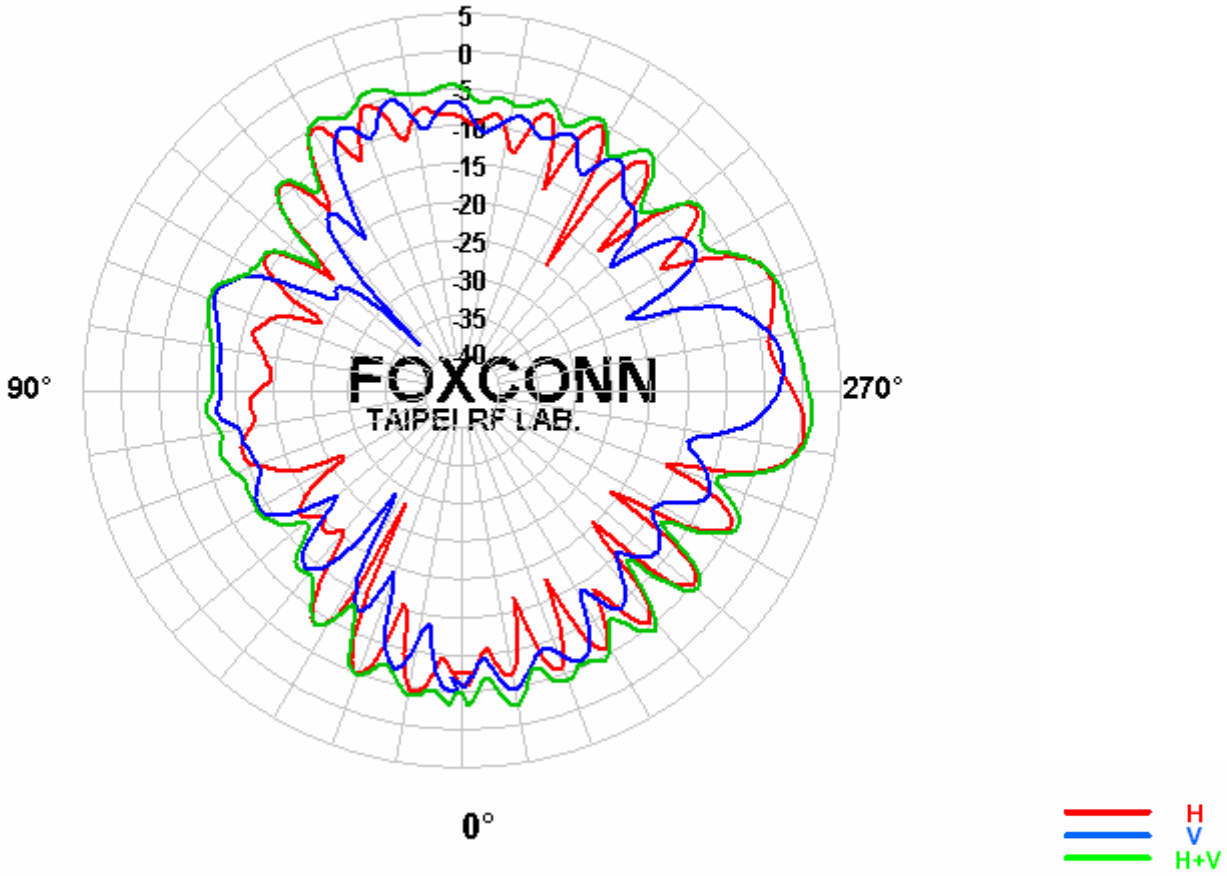

Center Frequency	**5725 MHz**
Horizontal (dBi) peak	**0.68**
Vertical (dBi) peak	**-2.29**
Horz+Vert (dBi) peak	**1.43**

Auxiliary antenna: 5800 MHz

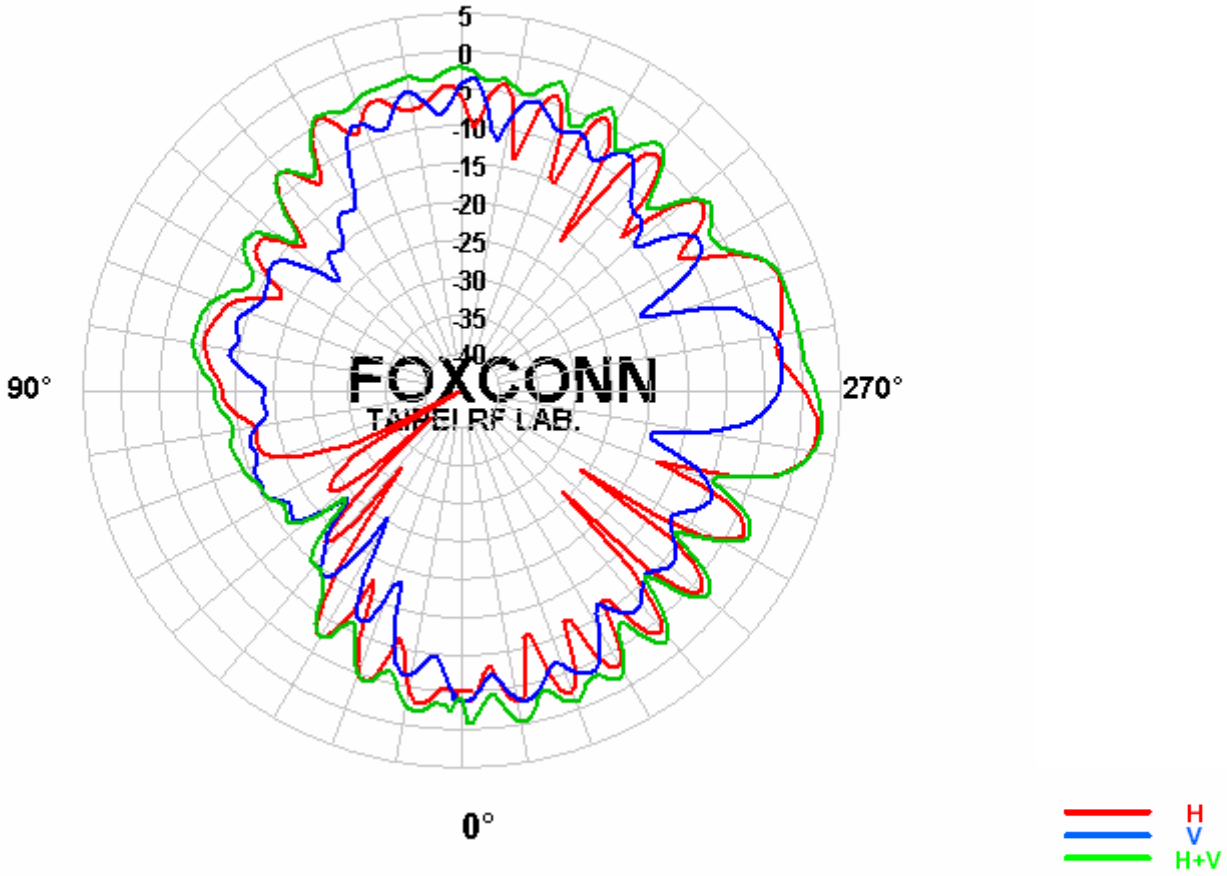

Center Frequency	**5800 MHz**
Horizontal (dBi) peak	**2.43**
Vertical (dBi) peak	**-2.26**
Horz+Vert (dBi) peak	**2.94**

Auxiliary antenna: 5875 MHz

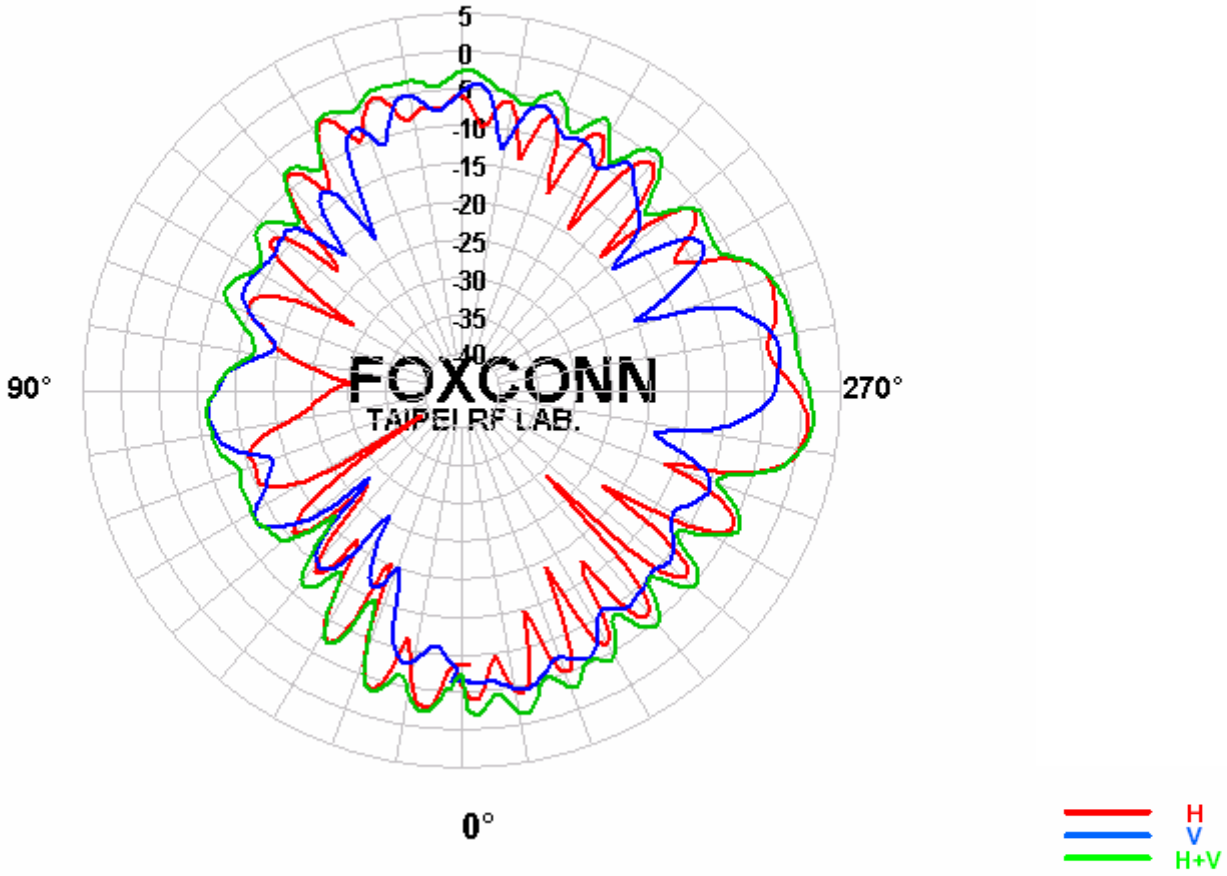

Center Frequency	**5875 MHz**
Horizontal (dBi) peak	**1.10**
Vertical (dBi) peak	**-2.62**
Horz+Vert (dBi) peak	**1.70**

Section 4. Host Platform Information

OEM / ODM Host platform: (XXXXXXX) platform correlated to antenna data

Section 5. Antenna Host Platform Location Information

Include a dimensioned photos or dimensioned drawings of main and auxiliary antenna placements.

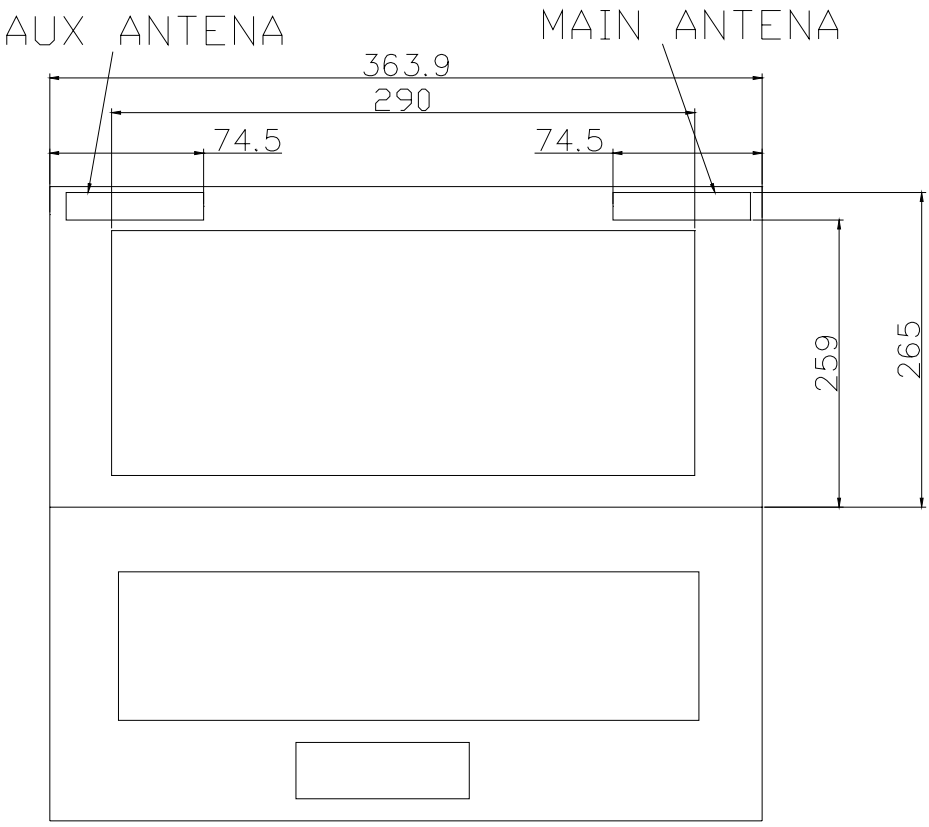

Section 6. Antenna dimensional information for SAR evaluation

Include a dimensioned photos or dimensioned drawings showing the distance (mm) between the transmit (main) antenna and the user (excluding hands, wrist, feet, and ankle)

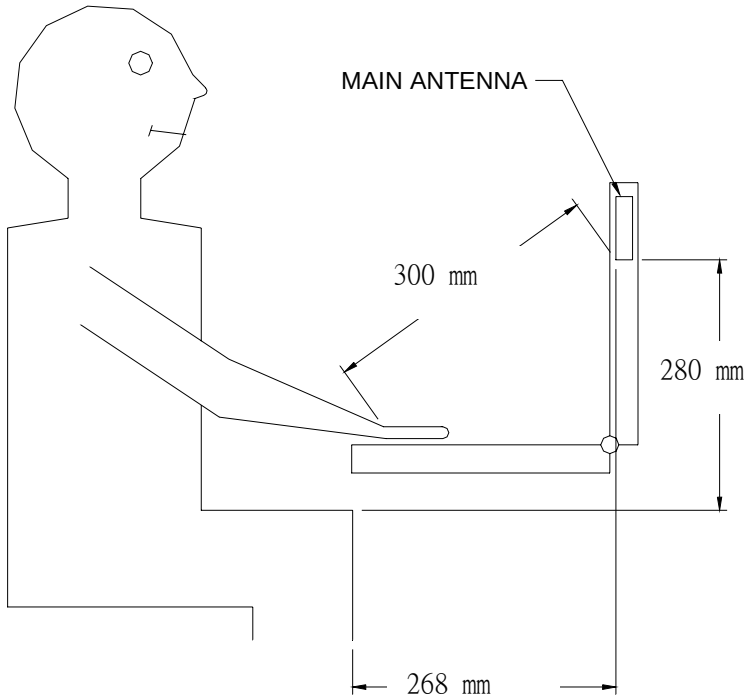

Section 7. Diagram Example of Co-Location Antenna Separation

Indicate distance between WLAN module antennas and Bluetooth/other radio antenna element.

(Note: Due to the evolving rules regarding co-location, each platform will need to be reviewed on a case by case basis)

No 2nd radiator available

ACER TravelMate 670, TravelMate 810
Regulatory WLAN Antenna Information

Antenna Sample / Antenna Data
Requirements for worldwide regulatory approval

Section	Description of Required OEM / ODM Antenna Information	US / IC	EU	Japan	Taiwan	Korea
1A	Part Number for Antenna only	Required	Required	Required	Required	Required
1B	Antenna Manufacturer Name	Required	Required	Required	Required	Required
1C	Description of Antenna Type	Required	N/A	N/A	N/A	N/A
1D	Part number of Antenna Assembly / cable impedance, length & diameter.	Required	N/A	N/A	N/A	N/A
1E	Main & Aux antenna (Peak Gain W/ cable loss)	Required	Required	Required	Required	Required
	1E OR 1F, 1G, 1H					
1F	Main & Aux antenna (Peak Gain only)	Required	Required	Required	Required	Required
1G	VSWR of cable including connector	Required	Required	Required	Required	Required
1H	Main & Aux antenna (Cable loss W/ connector)	Required	Required	Required	Required	Required
2	Dimensioned Photographs or Drawings of main & auxiliary antennas	Required	Desired	Required	Required	Required
3	Radiation patterns of antennas loaded in the host platform.	Required	Desired	Required	Required	Required
4	Platform model name / number - correlated to antenna manufacturer and antenna part number	Required	Required	Required	Required	Required
5	Photograph(s) or Drawings showing location of antennas in platform.	Required	Required	Required	Required	Desired
6	Mech. drawings / photos with dimensions of antenna locations and distance from end-user (For evaluation of SAR testing requirement).	Required	N/A	N/A	N/A	N/A
7	Photograph(s) or Drawings showing the location of all antennas and distance those antennas. Information will be used to evaluate whether co-location testing is required.	Required	N/A	N/A	N/A	N/A

Antenna Information Example

Section 1. Antenna Assembly Specifications

Antenna Assembly Summary:

1A Antenna Part Number	1B Manufacture	1C Antenna Type	1D Cable Assembly Part Number and Information	1E Peak Gain W/ Cable loss (dBi)	1F Peak Gain w/o Cable Loss (dBi)	1G VSWR	1H Cable Loss (dBi)
(P/N: DD0ZI6TH300**)** Main antenna	Wistron Neweb Corporation	PIFA	(P/N: 50.EBQ01.001) 50 ohm Coaxial length: 340cm diameter: 1.37mm Connector: MMCX (P/N: 50.EBQ02.001) 50 ohm Coaxial length: 355cm diameter: 1.37mm Connector: MMCX + IPEX	2400-2500MHz 0.58 dBi (peak)	2400-2500MHz 2.48 dBi (peak)	2400-2500MHz 1.855 max	2400-2500MHz 1.90 dBi (peak)
				5150-5350MHz 0.14 dBi (peak)	5150-5350MHz 3.06 dBi (peak)	5150-5350MHz 1.363 max	5150-5350MHz 2.92 dBi (peak)
				5470-5725MHz 0.33 dBi (peak)	5470-5725MHz 3.40 dBi (peak)	5470-5725MHz 1.886 max	5470-5725MHz 3.07 dBi (peak)
				5725-5850MHz -0.15 dBi (peak)	5725-5850MHz 2.96 dBi (peak)	5725-5850MHz 1.886 max	5725-5850MHz 3.11 dBi (peak)
(P/N: DD0ZI6TH300**)** Auxiliary antenna	Wistron Neweb Corporation	PIFA	(P/N: 50.EBQ01.001) 50 ohm Coaxial length: 505cm diameter: 1.37mm Connector: IPEX (P/N: 50.EBQ02.001) 50 ohm Coaxial length: 355cm diameter: 1.37mm Connector: MMCX + IPEX	2400-2500MHz 0.59 dBi (peak)	2400-2500MHz 2.84 dBi (peak)	2400-2500MHz 1.597 max	2400-2500MHz 2.25 dBi (peak)
				5150-5350MHz -0.12 dBi (peak)	5150-5350MHz 3.37 dBi (peak)	5150-5350MHz 1.577 max	5150-5350MHz 3.49 dBi (peak)
				5470-5725MHz 0.78 dBi (peak)	5470-5725MHz 4.46 dBi (peak)	5470-5725MHz 1.570 max	5470-5725MHz 3.68 dBi (peak)
				5725-5850MHz -1.87 dBi (peak)	5725-5850MHz 1.86 dBi (peak)	5725-5850MHz 1.570 max	5725-5850MHz 3.73 dBi (peak)

Section 2. Dimensioned Photos or Drawings of Antennas

Include a dimensioned photo or dimensioned drawing of main & aux antenna here.

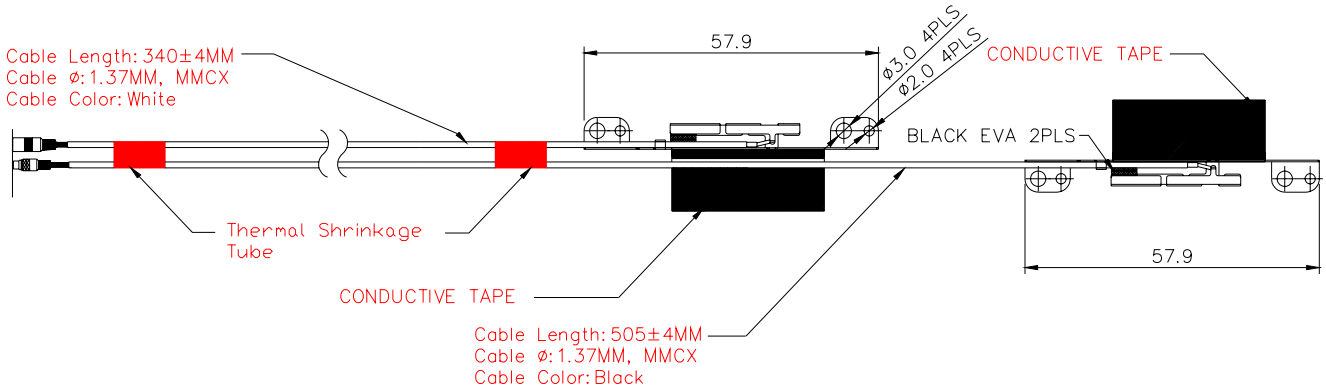

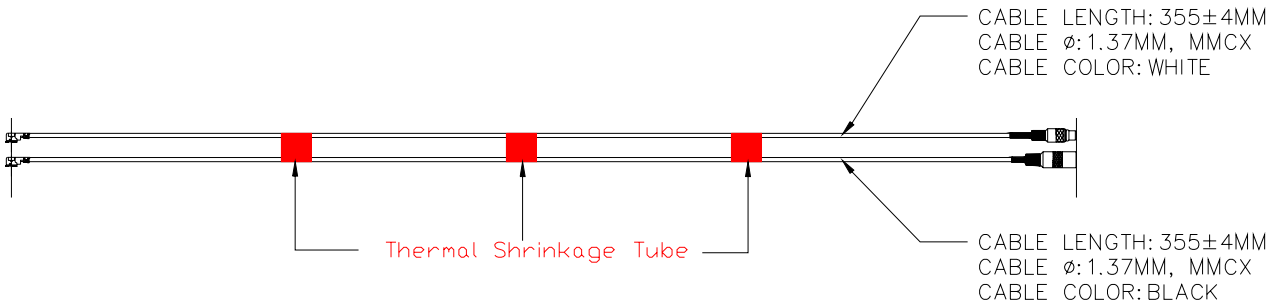

Section 3. Radiation characteristics of antennae Loaded in Host Platform

Main Antenna

E Total. DB

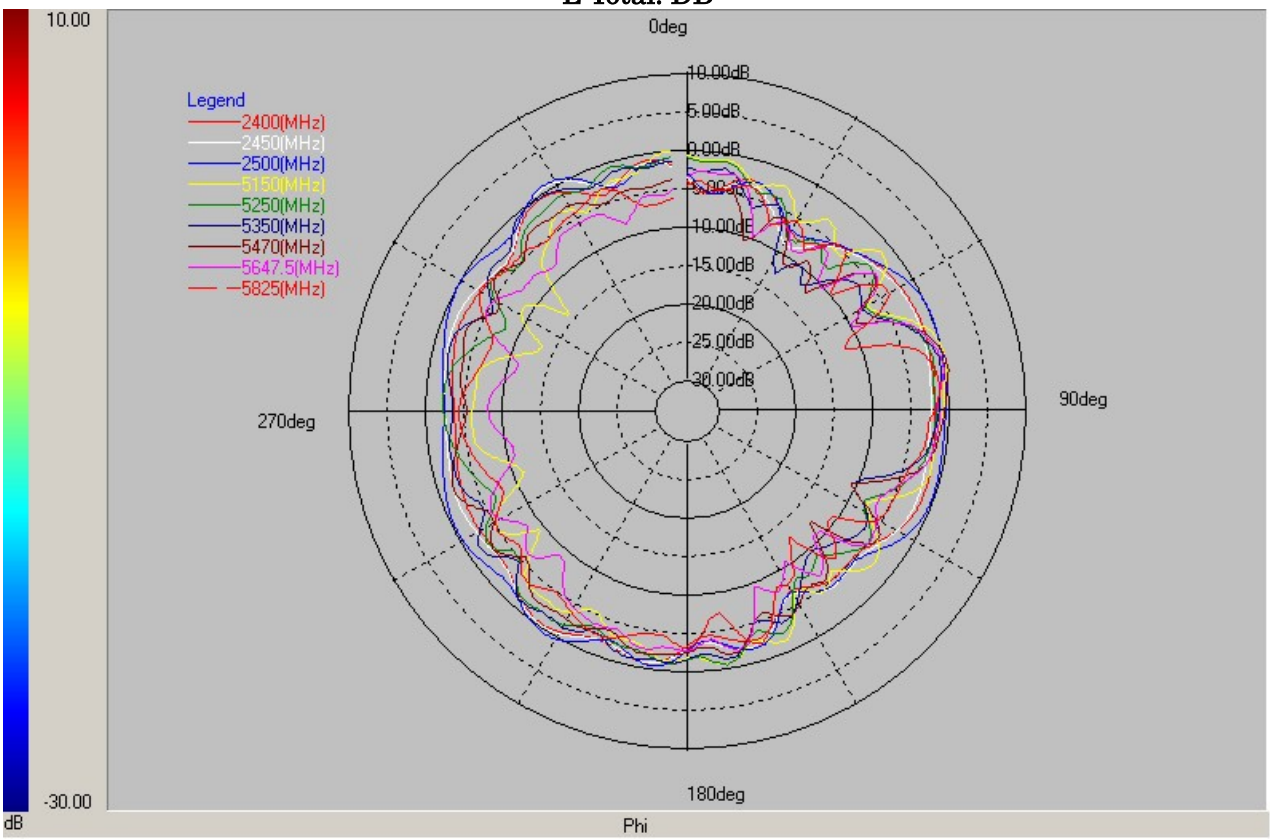

Layer	Max value	Position	Min value	Position	Average
2400(MHz)	-0.46 dB	213.03 deg	-7.73 dB	33.01 deg	-2.94 dB
2450(MHz)	0.40 dB	326.99 deg	-9.06 dB	30.03 deg	-2.72 dB
2500(MHz)	0.58 dB	327.03 deg	-7.13 dB	32.97 deg	-1.89 dB
5150(MHz)	0.14 dB	77.99 deg	-14.46 dB	309.00 deg	-4.01 dB
5250(MHz)	-0.58 dB	170.99 deg	-8.85 dB	138.01 deg	-3.56 dB
5350(MHz)	-0.43 dB	321.00 deg	-12.94 dB	33.01 deg	-3.58 dB
5470(MHz)	0.33 dB	81.00 deg	-12.69 dB	131.99 deg	-4.32 dB
5647.5(MHz)	-0.23 dB	81.00 deg	-11.42 dB	284.99 deg	-5.68 dB
5825(MHz)	-1.05 dB	84.01 deg	-12.92 dB	141.03 deg	-5.13 dB

AUX Antenna

E Total. dB

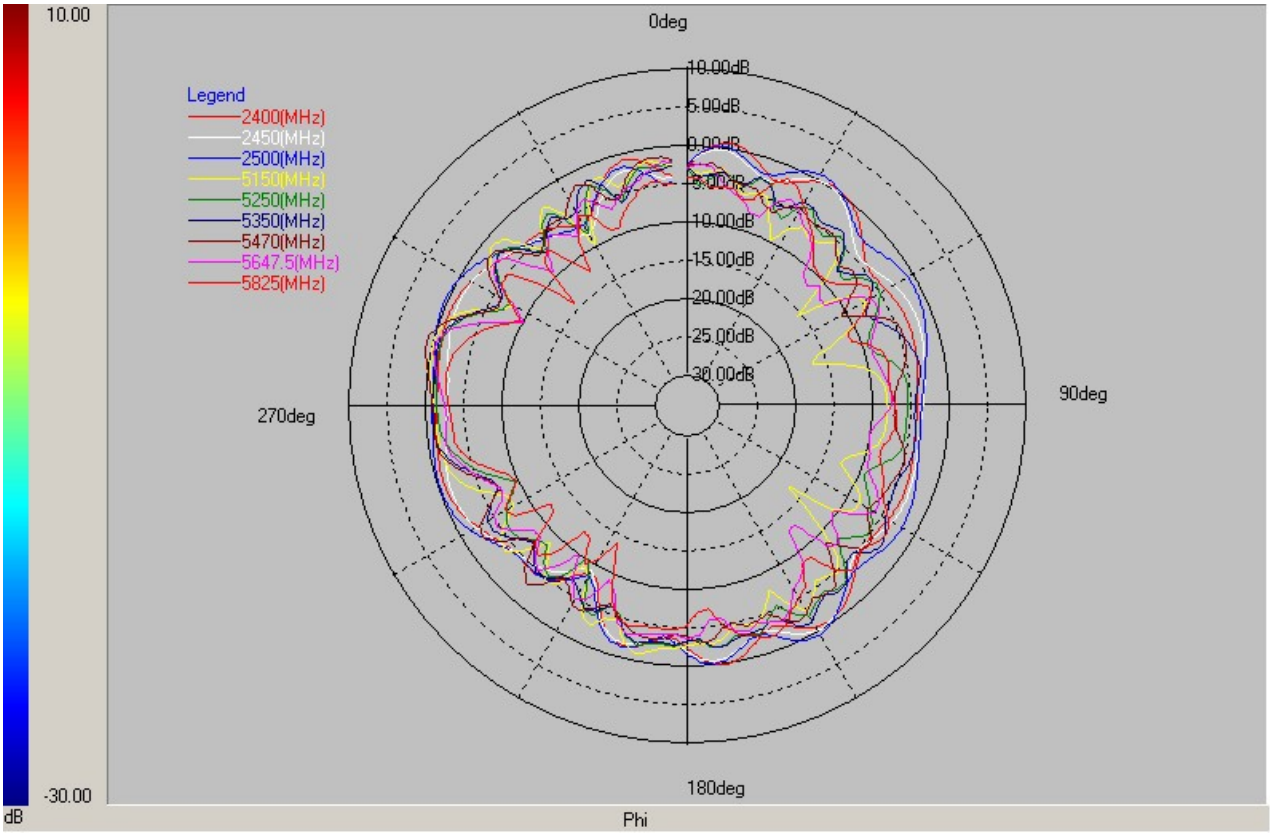

Layer	Max value	Position	Min value	Position	Average
2400(MHz)	0.40 dB	9.00 deg	-9.07 dB	209.98 deg	-2.67 dB
2450(MHz)	-0.07 dB	33.01 deg	-9.31 dB	210.01 deg	-2.95 dB
2500(MHz)	0.59 dB	30.03 deg	-8.48 dB	210.01 deg	-2.11 dB
5150(MHz)	-0.12 dB	282.01 deg	-16.98 dB	72.00 deg	-5.13 dB
5250(MHz)	-1.01 dB	282.01 deg	-10.46 dB	212.99 deg	-4.72 dB
5350(MHz)	-0.71 dB	282.01 deg	-8.11 dB	63.00 deg	-3.97 dB
5470(MHz)	0.78 dB	282.01 deg	-11.02 dB	59.99 deg	-4.25 dB
5647.5(MHz)	-0.36 dB	282.01 deg	-13.16 dB	141.00 deg	-5.86 dB
5825(MHz)	-1.87 dB	159.02 deg	-14.11 dB	207.00 deg	-6.25 dB

4. Host Platform Information

OEM / ODM Host platform: (XXXXXXX) platform correlated to antenna data

Section 5. Antenna Host Platform Location Information

Include a dimensioned photos or dimensioned drawings of main and auxiliary antenna placements.

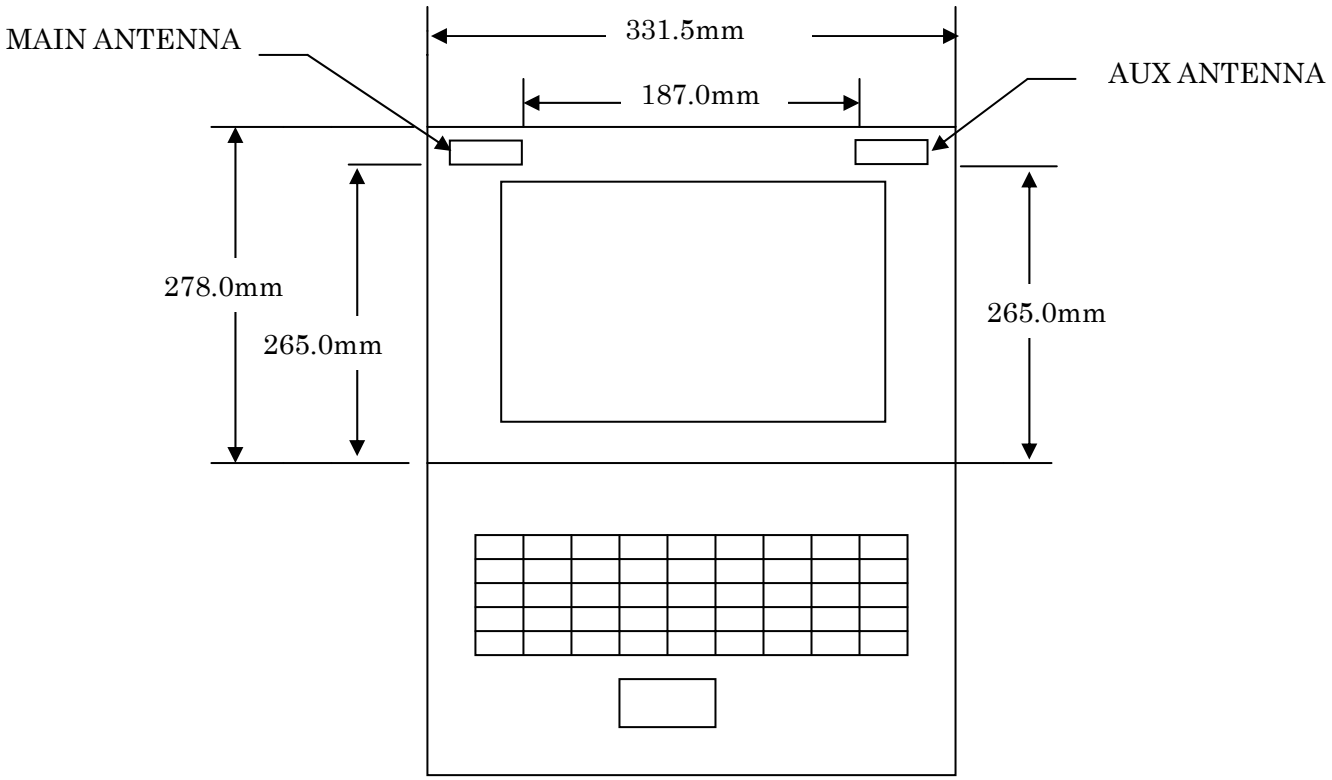

Section 6. Antenna dimensional information for SAR evaluation

Include a dimensioned photos or dimensioned drawings showing the distance (mm) between the transmit (main) antenna and the user (excluding hands, wrist, feet, and ankle)

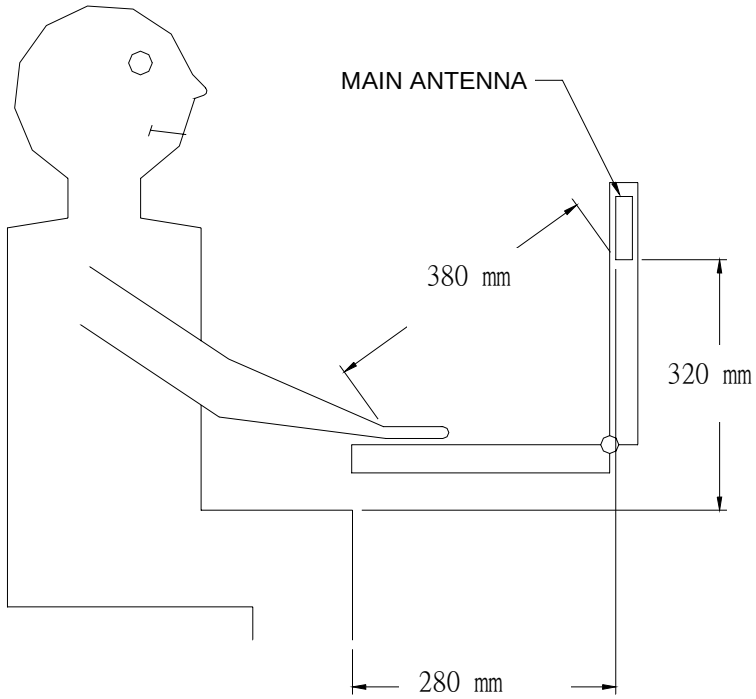

Section 7. Diagram Example of Co-Location Antenna Separation

Indicate distance between WLAN module antennas and Bluetooth/other radio antenna element.

(Note: Due to the evolving rules regarding co-location, each platform will need to be reviewed on a case by case basis)

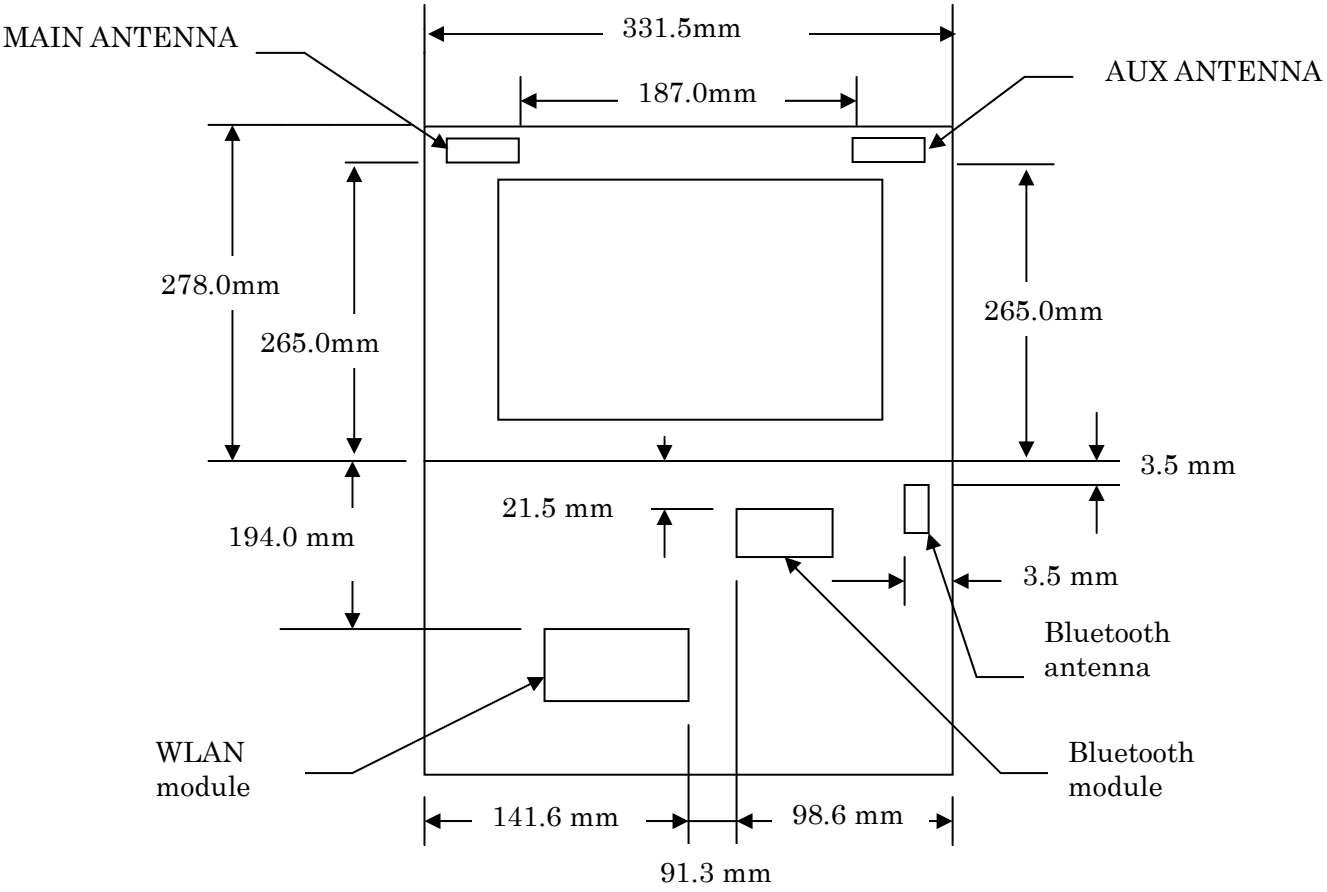



ZL1 Hon Hai Antenna Assembly



ZI6 Hon Hai Antenna Assembly



ZI6 Wistron NeWeb Antenna Assembly