Application for FCC Certificate
On Behalf of
Tospo Electronics Co., Ltd

Electronic Energy Saving Lamp

Model No.: TP120-12SLA-ALP TP120-16SLA-ALP
TP120-19SLA-ALP TP120-24SLA-ALP
TP120-27SLA-ALP

FCC ID: PDYTP1227ALP

Prepared For : Tospo Electronics Co., Ltd
No.2 West Xing-Sheng Road,
Hengdian Industrial Area
Dong Yang City, Zhejiang,
P.R. China

Prepared By : Audix Technology (Shanghai) Co., Ltd.
3F 34Bldg 680 Guiping Rd,
Caohejing Hi-Tech Park,
Shanghai, China 200233.

Tel : +86-21-64955500
Fax : +86-21-64955491

Report No. : ACI-F02101
Date of Test : Sep 16~19, 2002
Date of Report : Oct 15, 2002

TABLE OF CONTENTS

Page

1 GENERAL INFORMATION 4
1.1 Description of Equipment Under Test 4
1.2 Description of Test Facility 4
1.3 Measurement Uncertainty 4
2 AC POWERLINE CONDUCTED EMISSION TEST 5
2.1 Test Equipment 5
2.2 Block Diagram of Test Setup 5
2.3 Conducted Emission Limits 5
2.4 Test Configuration 6
2.5 Operating Condition of EUT 6
2.6 Test Procedures 6
2.7 Test Results 7
3 FIELDSTRENGTH TEST 12
3.1 Test Equipment 12
3.2 Block Diagram of Test Setup 12
3.3 Test Configuration 12
3.4 Operating Condition of EUT 12
3.5 Test Procedure 13
3.6 Test Result 13

TEST REPORT FOR FCC CERTIFICATE

Applicant : Tospo Electronics Co., Ltd

Manufacturer : Tospo Electronics Co., Ltd

EUT Description : Electronic Energy Saving Lamp

(A) Model No.:
TP120-12SLA-ALP; TP120-16SLA-ALP
TP120-19SLA-ALP; TP120-24SLA-ALP
TP120-27SLA-ALP

(B) Serial No.:
E02091301; E02091302
E02091303; E02091304
E02091305

(C) Power Supply: 120V/60Hz

Test Procedure Used:

FCC RULES AND REGULATIONS PART 18 CONSUMER DEVICES (2000) AND MP-5/1986

The device described above is tested by Audix Technology (Shanghai) Co., Ltd. to determine the maximum emission levels emanating from the device. The maximum emission levels are compared to the FCC Part 18 RF Lighting Device limits both conducted emissions and field strength.

The test results are contained in this test report and Audix Technology (Shanghai) Co., Ltd. is assumed full responsibility for the accuracy and completeness of these measurements. Also, this report shows that the EUT to be technically compliant with the FCC official limits.

This report applies to above tested sample only. This report shall not be reproduced in part without written approval of Audix Technology (Shanghai) Co., Ltd.

This report must not be used by the applicant to claim product endorsement by NVLAP or any agency of the U.S. Government.

Date of Test : Sep 16~19, 2002

Prepared by : Cathrin Yin 2002.10.17 **Test Engineer :** Coffon Ye 2002.10.18

CATHRIN YIN (Assistant)

COFFON YE (Engineer)

AUDIX

Audix Technology (Shanghai) Co., Ltd.

Reviewer : Byron Kwo 2002/10/22 **Approved Signatory :** Alex Chiu 2002.10.22

BYRON KWO (Supervisor)

ALEX CHIU (Assistant Manager)

Authorized Signature(s)

1 GENERAL INFORMATION

1.1 Description of Equipment Under Test

Description : Electronic Energy Saving Lamp

Type of EUT : ☑ Production ☐ Pre-product ☐ Pro-type

Model Number : TP120-12SLA-ALP; TP120-16SLA-ALP
TP120-19SLA-ALP; TP120-24SLA-ALP
TP120-27SLA-ALP

Applicant : Tospo Electronics Co., Ltd
No.2 West Xing-Sheng Road, Hengdian
Industrial Area DongYang City,
Zhejiang, P.R. China

Manufacturer : Tospo Electronics Co., Ltd
No.2 West Xing-Sheng Road, Hengdian
Industrial Area DongYang City,
Zhejiang, P.R. China

Test Model	Apparent Power (V • A)	Real Power (W)
TP120-12SLA-ALP	21.46	12.42
TP120-16SLA-ALP	29.20	16.90
TP120-19SLA-ALP	32.40	18.80
TP120-24SLA-ALP	43.20	24.60
TP120-27SLA-ALP	41.60	23.90

1.2 Description of Test Facility

Site Description (Semi-Anechoic Chamber) : Sept. 17, 1998 file on
Federal Communications Commission
FCC Engineering Laboratory
7435 Oakland Mills Road
Columbia, MD 21046, USA

Name of Firm : Audix Technology (Shanghai) Co., Ltd.

Site Location : 3F 34Bldg 680 Guiping Rd,
Caohejing Hi-Tech Park,
Shanghai, China 200233.

NVLAP Lab Code : 200371-0

1.3 Measurement Uncertainty

Conducted Emission Uncertainty : U = ±2.66dB

2 AC POWERLINE CONDUCTED EMISSION TEST

2.1 Test Equipment

The following test equipment are used during the powerline conducted emission test in a shielded room:

Item	Type	Manufacturer	Model No.	Serial No.	Last Cal.	Cal. Interval
1.	Test Receiver	Rohde & Schwarz	ESHS10	844077/007	Jun 03, 2002	1 Year
2.	Line Impedance Stabilization Network (LISN)	Kyoritsu	KNW-407	8-1280-5	May 09, 2002	1 Year

2.2 Block Diagram of Test Setup

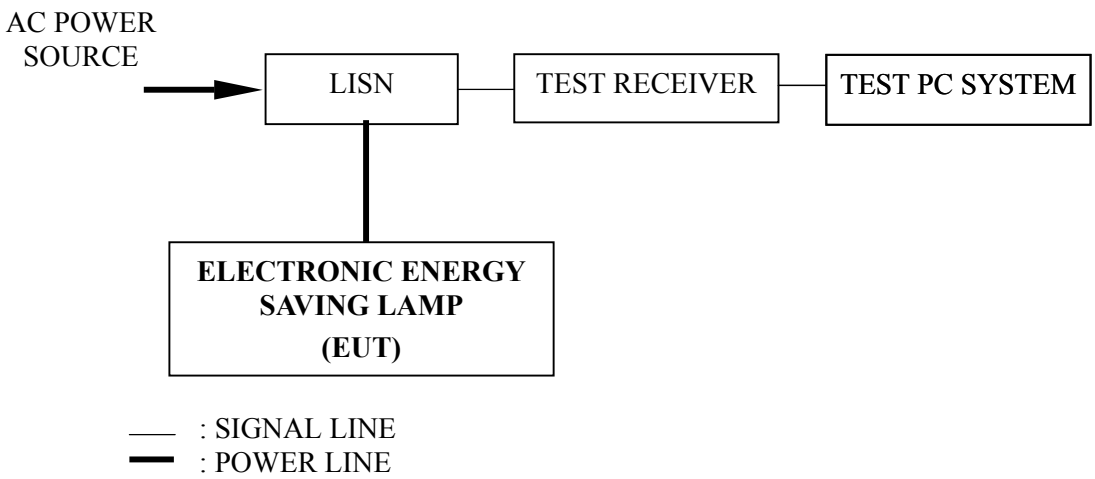

2.3 Conducted Emission Limits

Frequency (MHz)	Maximum RF Line Voltage	
	(μV)	dB(μV)
0.45 ~ 2.51	250	48
2.51 ~ 3	3000	70
3 ~ 30	250	48

NOTE 1 – RF Line Voltage dB (μV) = 20 log RF Line Voltage (μV)
NOTE 2 – The tighter limits shall apply at the boundary between two frequency ranges.

2.4 Test Configuration

The EUT (listed in Sec. 1.1) was installed as shown on Sec. 2.2 to meet FCC requirement and operating in a manner which tends to maximize its emission level in a normal application.

2.5 Operating Condition of EUT

2.5.1 Setup the EUT as shown in Sec. 2.2.

2.5.2 Turn on the power of all equipment.

2.5.3 The EUT will be operated normally.

2.6 Test Procedures

The EUT was connected to the power mains through a Line Impedance Stabilization Network (LISN). This provided a 50 ohm coupling impedance for the measuring equipment.

Both sides of AC line were checked for maximum conducted interference. In order to find the maximum emission, the relative positions of equipment and all of the interface cables were changed or manipulated according to MP-5/1986 during conducted emission test.

The IF bandwidth of Test Receiver ESHS10 was set at 10 kHz.

The frequency range from 450 kHz to 30 MHz was checked.

The test mode (ON) was done on conducted test and the test results of the highest emissions are listed in Sec. 2.7.

2.7 Test Results

< PASS >

The frequency and amplitude of the highest AC powerline conducted emissions relative to the limit is reported. All emissions not reported below are too low against the prescribed limits.

EUT	:	Electronic Energy Saving Lamp	Temperature :	23℃
Model No.	:	TP120-12SLA-ALP	Humidity :	53%
Test Mode	:	ON	Date of Test :	Sep 16~19, 2002

Test Line	Frequency (MHz)	Factor (dB)	Meter Reading dB(μV)	Emission Level dB(μV)	Limits dB(μV)	Margin (dB)
VA	0.451	0.07	39.54	39.61	48.00	8.39
	0.588	0.05	36.75	36.80	48.00	11.20
	0.844	0.04	35.90	35.94	48.00	12.06
	1.527	0.05	31.82	31.87	48.00	16.13
	2.305	0.06	23.51	23.57	48.00	24.43
	10.712	0.20	13.29	13.49	48.00	34.51
VB	**0.451**	**0.10**	**40.26**	**40.36**	**48.00**	**7.64**
	0.538	0.09	40.20	40.29	48.00	7.71
	0.933	0.08	34.07	34.15	48.00	13.85
	1.713	0.10	27.31	27.41	48.00	20.59
	2.402	0.10	23.43	23.53	48.00	24.47
	5.063	0.10	10.52	10.62	48.00	37.38

NOTE 1 – Emission Level = Meter Reading + Factor
NOTE 2 – Factor = Insertion Loss + Cable Loss
NOTE 3 – All reading are Quasi-Peak Values.
NOTE 4 – The worst emission is detected at 0.451 MHz with corrected signal level of 40.36 dB(μV) (limit is 48.00 dB(μV)), when the VB of the EUT is connected to LISN.

TEST ENGINEER: Coffon Ye
(COFFON YE)

EUT :	Electronic Energy Saving Lamp	Temperature :	23℃
Model No. :	TP120-16SLA-ALP	Humidity :	53%
Test Mode :	ON	Date of Test :	Sep 16~19, 2002

Test Line	Frequency (MHz)	Factor (dB)	Meter Reading dB(μV)	Emission Level dB(μV)	Limits dB(μV)	Margin (dB)
VA	**0.462**	**0.06**	**45.50**	**45.56**	**48.00**	**2.44**
	0.644	0.04	40.10	40.14	48.00	7.86
	1.033	0.05	36.60	36.65	48.00	11.35
	2.265	0.06	31.80	31.86	48.00	16.14
	4.790	0.09	30.90	30.99	48.00	17.01
	11.857	0.23	28.00	28.23	48.00	19.77
VB	0.477	0.09	42.90	42.99	48.00	5.01
	0.638	0.08	36.00	36.08	48.00	11.92
	0.984	0.08	37.90	37.98	48.00	10.02
	2.010	0.10	33.10	33.20	48.00	14.80
	5.148	0.10	31.10	31.20	48.00	16.80
	12.159	0.23	29.60	29.83	48.00	18.17

NOTE 1 – Emission Level = Meter Reading + Factor
NOTE 2 – Factor = Insertion Loss + Cable Loss
NOTE 3 – All reading are Quasi-Peak Values.
NOTE 4 – The worst emission is detected at 0.462 MHz with corrected signal level of 45.56 dB(μV) (limit is 48.00 dB(μV)), when the VA of the EUT is connected to LISN.

TEST ENGINEER: Coffon Ye
(COFFON YE)

EUT :	Electronic Energy Saving Lamp	Temperature :	23℃
Model No. :	TP120-19SLA-ALP	Humidity :	53%
Test Mode :	ON	Date of Test :	Sep 16~19, 2002

Test Line	Frequency (MHz)	Factor (dB)	Meter Reading dB(μV)	Emission Level dB(μV)	Limits dB(μV)	Margin (dB)
VA	**0.471**	**0.06**	**45.40**	**45.46**	**48.00**	**2.54**
	0.588	0.05	39.70	39.75	48.00	8.25
	0.941	0.05	37.50	37.55	48.00	10.45
	2.508	0.06	28.30	28.36	48.00	19.64
	4.721	0.09	25.00	25.09	48.00	22.91
	12.371	0.25	16.80	17.05	48.00	30.95
VB	0.473	0.09	45.10	45.19	48.00	2.81
	0.588	0.09	39.60	39.69	48.00	8.31
	0.934	0.08	38.90	38.98	48.00	9.02
	2.060	0.10	31.80	31.90	48.00	16.10
	5.383	0.10	19.30	19.40	48.00	28.60
	11.816	0.22	15.00	15.22	48.00	32.78

NOTE 1 – Emission Level = Meter Reading + Factor
NOTE 2 – Factor = Insertion Loss + Cable Loss
NOTE 3 – All reading are Quasi-Peak Values.
NOTE 4 – The worst emission is detected at 0.471 MHz with corrected signal level of 45.46 dB(μV) (limit is 48.00 dB(μV)), when the VA of the EUT is connected to LISN.

TEST ENGINEER: Coffon Ye
(COFFON YE)

EUT :	Electronic Energy Saving Lamp	Temperature :	23℃
Model No0.833.	TP120-24SLA-ALP	Humidity :	53%
Test Mode1.105	ON	Date of Test :	Sep 16~19, 2002

Test Line	Frequency (MHz)	Factor (dB)	Meter Reading dB(μV)	Emission Level dB(μV)	Limits dB(μV)	Margin (dB)
VA	0.502	0.06	43.10	43.16	48.00	4.84
	0.625	0.04	37.70	37.74	48.00	10.26
	0.871	0.04	42.70	42.74	48.00	5.26
	1.523	0.05	36.60	36.65	48.00	11.35
	7.071	0.09	29.50	29.59	48.00	18.41
	14.375	0.30	8.80	9.10	48.00	38.90
VB	**0.502**	**0.09**	**45.40**	**45.49**	**48.00**	**2.51**
	0.624	0.08	36.60	36.68	48.00	11.32
	0.866	0.08	43.10	43.18	48.00	4.82
	1.530	0.09	36.70	36.79	48.00	11.21
	7.672	0.12	32.10	32.22	48.00	15.78
	14.401	0.29	12.60	12.89	48.00	35.11

NOTE 1 – Emission Level = Meter Reading + Factor
NOTE 2 – Factor = Insertion Loss + Cable Loss
NOTE 3 – All reading are Quasi-Peak Values.
NOTE 4 – The worst emission is detected at 0.502 MHz with corrected signal level of 45.49 dB(μV) (limit is 48.00 dB(μV)), when the VB of the EUT is connected to LISN.

TEST ENGINEER: Coffon Ye
(COFFON YE)

EUT :	Electronic Energy Saving Lamp	Temperature :	23℃
Model No. :	TP120-27SLA-ALP	Humidity :	53%
Test Mode :	ON	Date of Test :	Sep 16~19, 2002

Test Line	Frequency (MHz)	Factor (dB)	Meter Reading dB(μV)	Emission Level dB(μV)	Limits dB(μV)	Margin (dB)
VA	0.451	0.07	42.80	42.87	48.00	5.13
	0.516	0.06	42.00	42.06	48.00	5.94
	0.640	0.04	37.60	37.64	48.00	10.36
	0.770	0.04	40.60	40.64	48.00	7.36
	1.031	0.05	37.50	37.55	48.00	10.45
	1.653	0.05	33.20	33.25	48.00	14.75
VB	**0.451**	**0.10**	**45.10**	**45.20**	**48.00**	**2.80**
	0.513	0.09	41.80	41.89	48.00	6.11
	0.643	0.08	39.00	39.08	48.00	8.92
	0.764	0.08	38.60	38.68	48.00	9.32
	1.032	0.08	38.50	38.58	48.00	9.42
	1.548	0.09	35.50	35.59	48.00	12.41

NOTE 1 – Emission Level = Meter Reading + Factor
NOTE 2 –Factor = Insertion Loss + Cable Loss
NOTE 3 – All reading are Quasi-Peak Values.
NOTE 4 – The worst emission is detected at 0.451 MHz with corrected signal level of 45.20 dB(μV) (limit is 48.00 dB(μV)), when the VB of the EUT is connected to LISN.

TEST ENGINEER: Coffon Ye
(COFFON YE)

3 FIELDSTRENGTH TEST

3.1 Test Equipment

The following test equipment are used during the field strength test in a shielded room:

Item	Type	Manufacturer	Model No.	Serial No.	Last Cal.	Cal. Interval
1.	Loop Antenna	Laplace	RF300	5001	Apr 22, 2002	1/2 Year
2.	Test Receiver	Rohde & Schwarz	ESHS10	844077/007	Jun 03, 2002	1 Year

3.2 Block Diagram of Test Setup

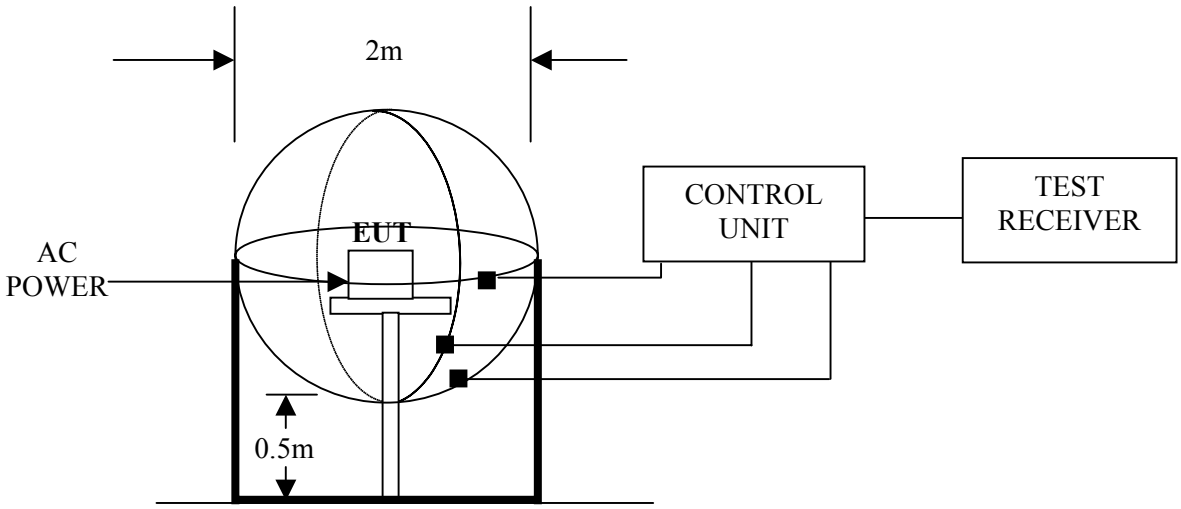

EUT : Electronic Energy Saving Lamp

3.3 Test Configuration

The configuration of the EUT is same as those used in conducted emission test. Refer to Sec. 2.4, except the test setup replaced by Sec. 3.2.

3.4 Operating Condition of EUT

Same as conducted emission test which is listed in Sec. 2.5, except the test setup replaced by Sec. 3.2.

3.5 Test Procedure

The EUT was placed on a wooden table, which is in the center of the loop antenna. The loop antenna is 0.5 meters above the ground. Each side had one sensor. The three sensors were through the control unit to connect the Test receiver, which receiving the emission and find out the maximum emission of each side of the loop antenna.

The IF bandwidth of R&S Test Receiver ESHS10 was set at 200 Hz from 9kHz to 150kHz and 10kHz from 150 kHz to 30 MHz.

The IF frequency range from 9 kHz to 30 MHz was checked.

The test mode (ON) was done on field strength test and all the test results are listed in Sec. 3.6.

3.6 Test Result

<**PASS**>

Refer to the following pages.

Audix Technology (Shanghai) Co., Ltd.
敦吉電子(上海)有限公司

3F #34Bldg. No.680 GuiPing Rd.,
CaoHeJing Hi-Tech Park,
Shanghai, China
Tel:+86-21-64955500
Fax:+86-21-64955491
aciemc@audix.com

Data#: 352 File#: C:\emivm\TEST\T\TOSPO.emi Date: 2002-09-16 Time: 20:26:48

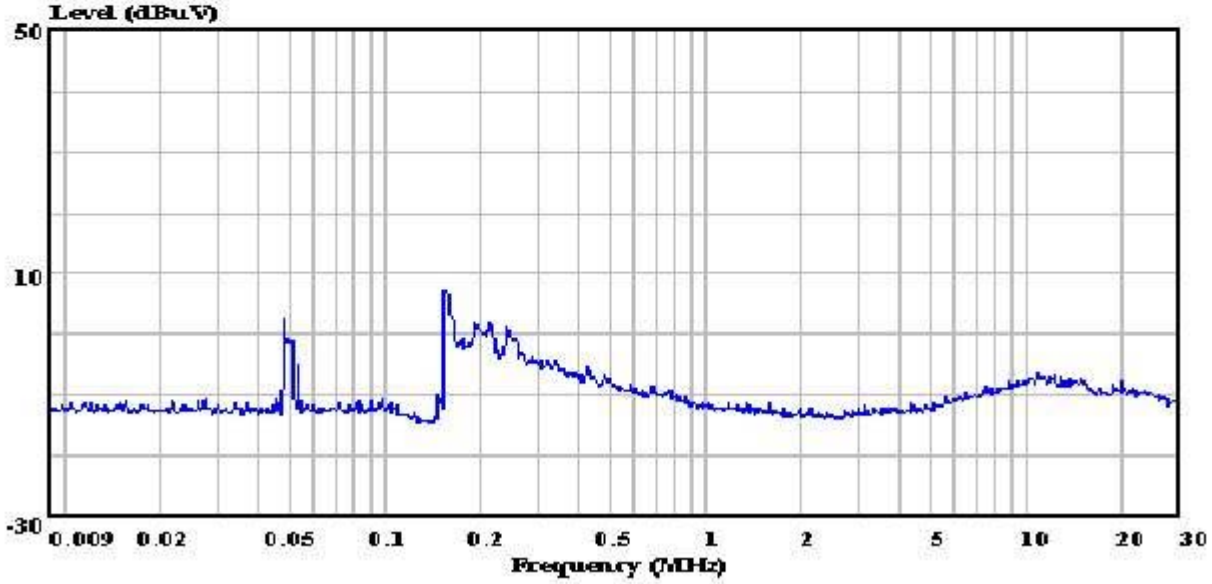

Site : audix-aci Conducted Emission
Condition :
Project No. : AOE-000279
Applicant : Tospo Electronics Co.,Ltd
EUT : Electronic Energy Saving Lamp
M/N : TP120-12SLA-ALP
S/N : E02091301
Power Supply : 120V/60Hz
Ambient : 23'C 53%
Test Line : A
Test Mode : ON
Test Engineer: Coffan Ye

Audix Technology (Shanghai) Co., Ltd.
敦吉電子(上海)有限公司

3F #34Bldg. No.680 GuiPing Rd.,
CaoHeJing Hi-Tech Park,
Shanghai, China
Tel:+86-21-64955500
Fax:+86-21-64955491
aciemc@audix.com

Data#: 349 File#: C:\emivm\TEST\T\TOSPO.emi Date: 2002-09-16 Time: 20:15:35

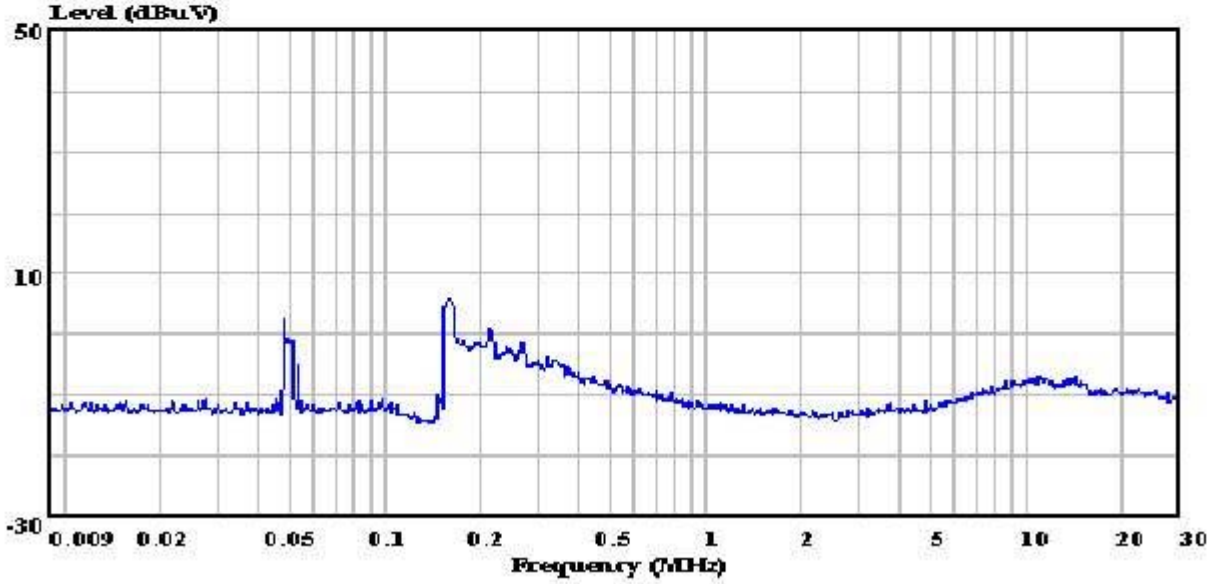

Site : audix-aci Conducted Emission
Condition :
Project No. : AOE-000279
Applicant : Tospo Electronics Co.,Ltd
EUT : Electronic Energy Saving Lamp
M/N : TP120-12SLA-ALP
S/N : E02091301
Power Supply : 120V/60Hz
Ambient : 23'C 53%
Test Line : B
Test Mode : ON
Test Engineer: Coffan Ye

Audix Technology (Shanghai) Co., Ltd.
敦吉電子(上海)有限公司

3F #34Bldg. No.680 GuiPing Rd.,
CaoHeJing Hi-Tech Park,
Shanghai, China
Tel:+86-21-64955500
Fax:+86-21-64955491
aciemc@audix.com

Data#: 346 File#: C:\emivm\TEST\T\TOSPO.emi Date: 2002-09-16 Time: 20:02:38

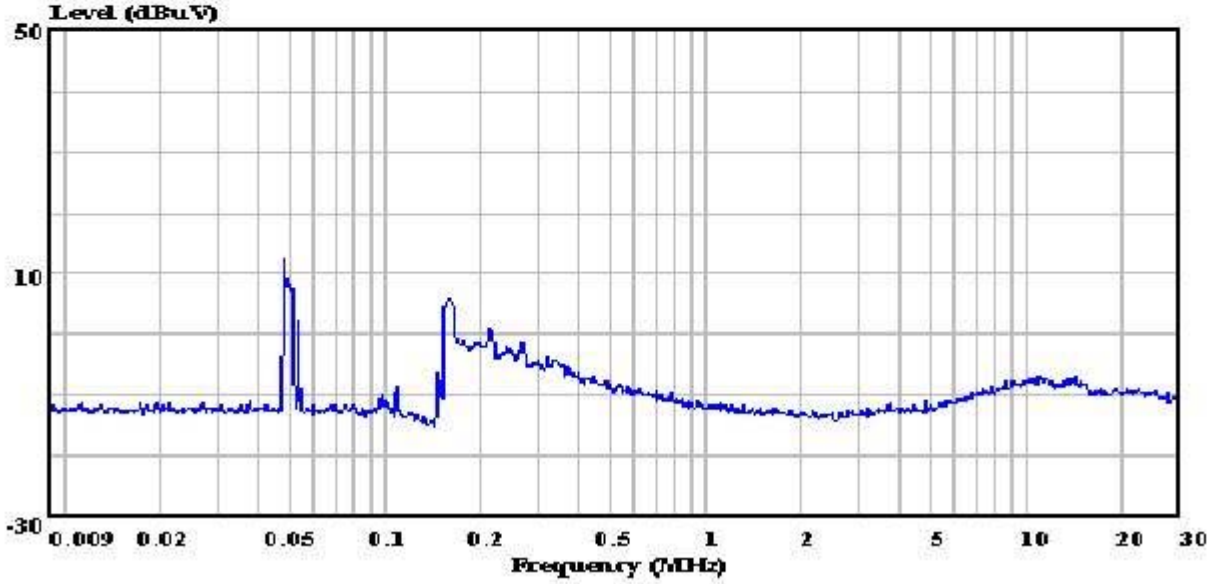

Site : audix-aci Conducted Emission
Condition :
Project No. : AOE-000279
Applicant : Tospo Electronics Co.,Ltd
EUT : Electronic Energy Saving Lamp
M/N : TP120-12SLA-ALP
S/N : E02091301
Power Supply : 120V/60Hz
Ambient : 23'C 53%
Test Line : C
Test Mode : ON
Test Engineer: Coffan Ye

Audix Technology (Shanghai) Co., Ltd.
敦吉電子(上海)有限公司

3F #34Bldg. No.680 GuiPing Rd.,
CaoHeJing Hi-Tech Park,
Shanghai, China
Tel:+86-21-64955500
Fax:+86-21-64955491
aciemc@audix.com

Data#: 311 File#: C:\emivm\TEST\T\TOSPO.emi Date: 2002-09-16 Time: 11:17:29

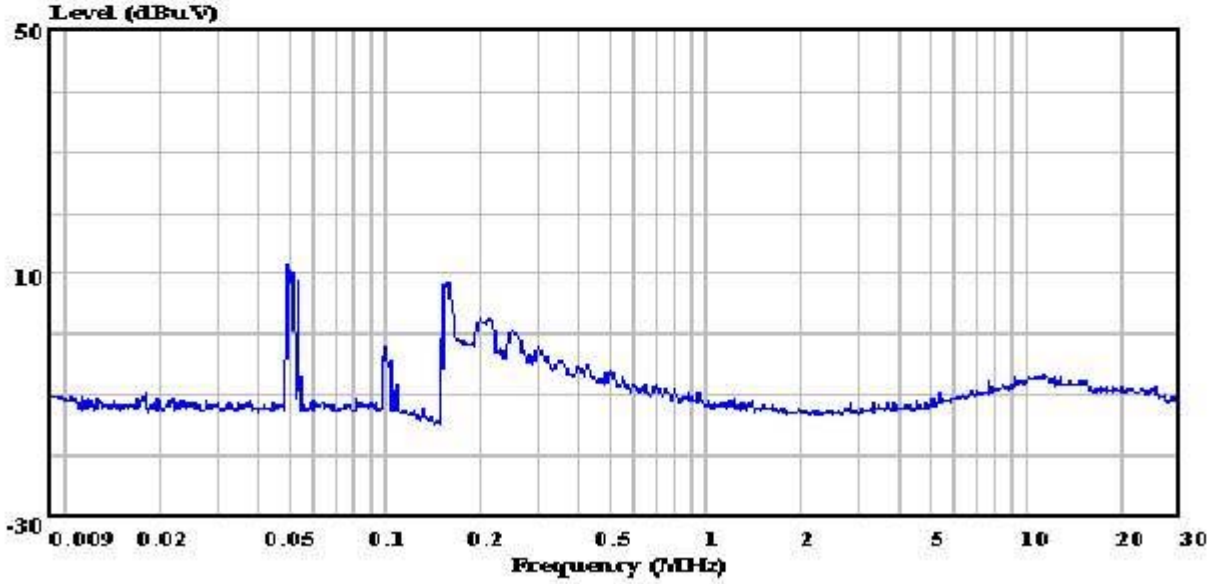

Site : audix-aci Conducted Emission
Condition :
Project No. : AOE-000279
Applicant : Tospo Electronics Co.,Ltd
EUT : Electronic Energy Saving Lamp
M/N : TP120-16SLA-ALP
S/N : E02091302
Power Supply : 120V/60Hz
Ambient : 23'C 53%
Test Line : A
Test Mode : ON
Test Engineer: Coffan Ye

Audix Technology (Shanghai) Co., Ltd.
敦吉電子(上海)有限公司

3F #34Bldg. No.680 GuiPing Rd.,
CaoHeJing Hi-Tech Park,
Shanghai, China
Tel:+86-21-64955500
Fax:+86-21-64955491
aciemc@audix.com

Data#: 314 File#: C:\emivm\TEST\T\TOSPO.emi Date: 2002-09-16 Time: 11:22:06

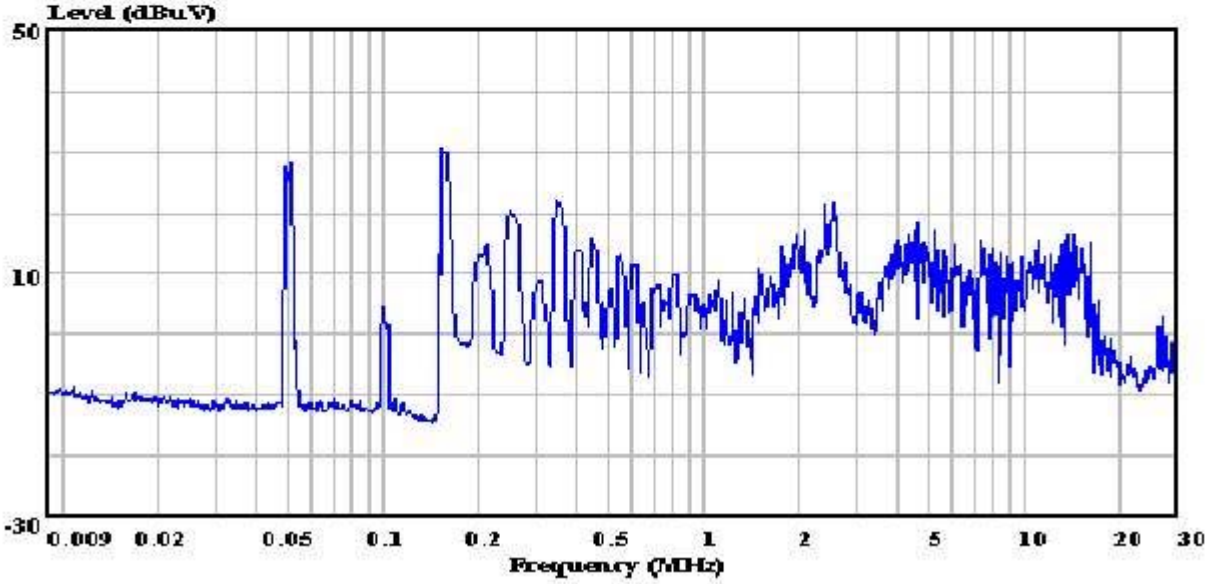

Site : audix-aci Conducted Emission
Condition :
Project No. : AOE-000279
Applicant : Tospo Electronics Co.,Ltd
EUT : Electronic Energy Saving Lamp
M/N : TP120-16SLA-ALP
S/N : E02091302
Power Supply : 120V/60Hz
Ambient : 23'C 53%
Test Line : B
Test Mode : ON
Test Engineer: Coffan Ye

Audix Technology (Shanghai) Co., Ltd.
敦吉電子(上海)有限公司

3F #34Bldg. No.680 GuiPing Rd.,
CaoHeJing Hi-Tech Park,
Shanghai, China
Tel:+86-21-64955500
Fax:+86-21-64955491
aciemc@audix.com

Data#: 317 File#: C:\emivm\TEST\T\TOSPO.emi Date: 2002-09-16 Time: 11:26:11

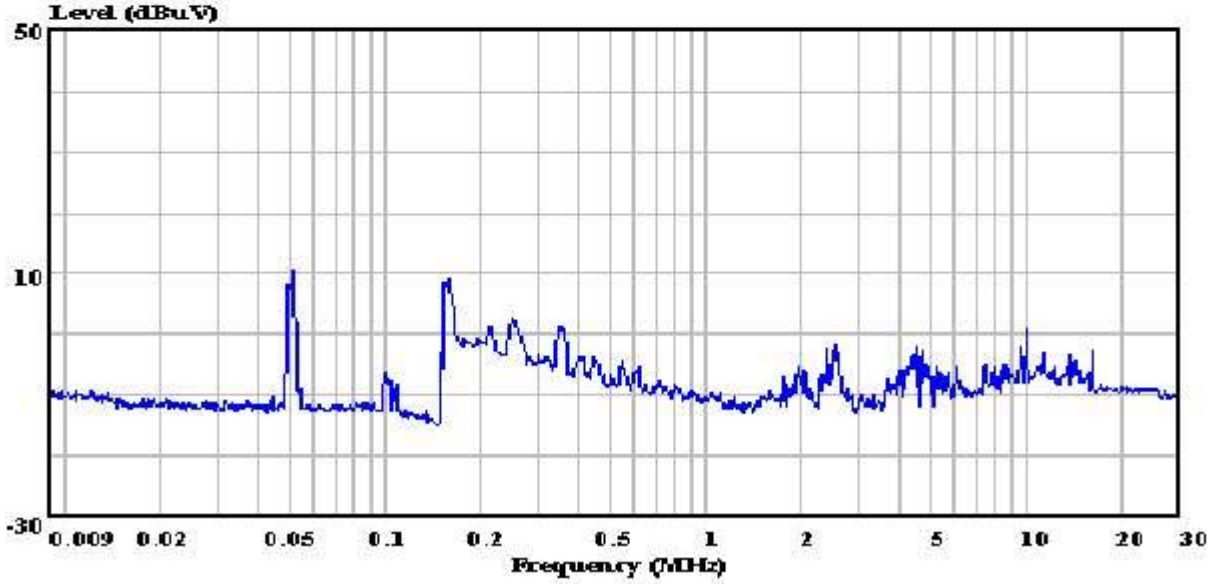

Site : audix-aci Conducted Emission
Condition :
Project No. : AOE-000279
Applicant : Tospo Electronics Co.,Ltd
EUT : Electronic Energy Saving Lamp
M/N : TP120-16SLA-ALP
S/N : E02091302
Power Supply : 120V/60Hz
Ambient : 23'C 53%
Test Line : C
Test Mode : ON
Test Engineer: Coffan Ye

Audix Technology (Shanghai) Co., Ltd.
敦吉電子(上海)有限公司

3F #34Bldg. No.680 GuiPing Rd.,
CaoHeJing Hi-Tech Park,
Shanghai, China
Tel:+86-21-64955500
Fax:+86-21-64955491
aciemc@audix.com

Data#: 326 File#: C:\emivm\TEST\T\TOSPO.emi Date: 2002-09-16 Time: 12:00:40

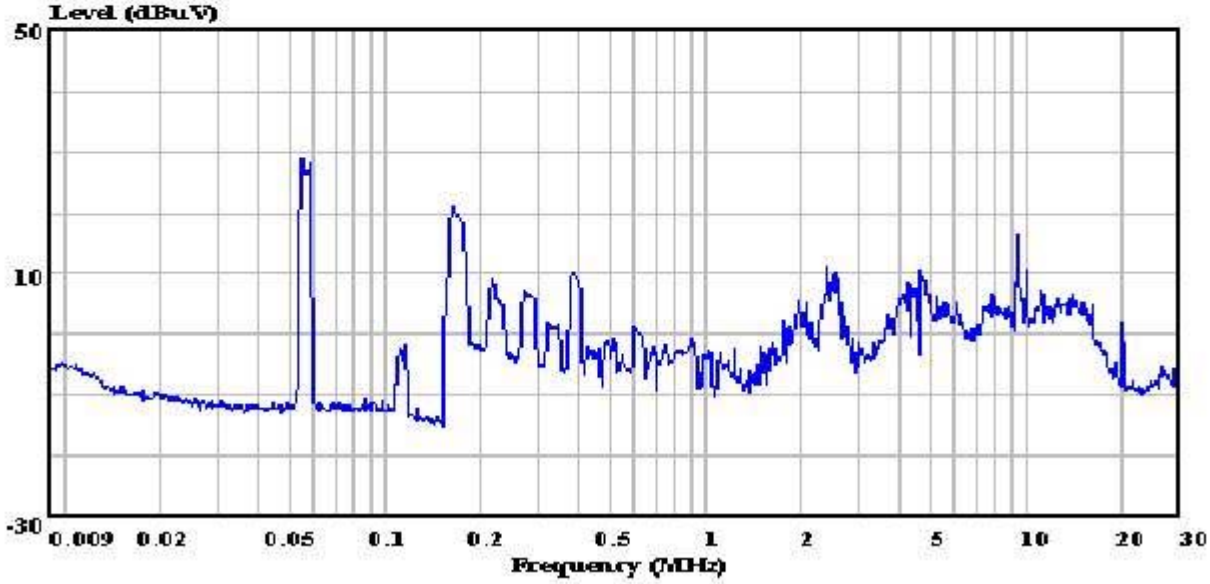

Site : audix-aci Conducted Emission
Condition :
Project No. : AOE-000279
Applicant : Tospo Electronics Co.,Ltd
EUT : Electronic Energy Saving Lamp
M/N : TP120-19SLA-ALP
S/N : E02091303
Power Supply : 120V/60Hz
Ambient : 23'C 53%
Test Line : A
Test Mode : ON
Test Engineer: Coffan Ye

Audix Technology (Shanghai) Co., Ltd.
敦吉電子(上海)有限公司

3F #34Bldg. No.680 GuiPing Rd.,
CaoHeJing Hi-Tech Park,
Shanghai, China
Tel:+86-21-64955500
Fax:+86-21-64955491
aciemc@audix.com

Data#: 323 File#: C:\emivm\TEST\T\TOSPO.emi Date: 2002-09-16 Time: 11:57:43

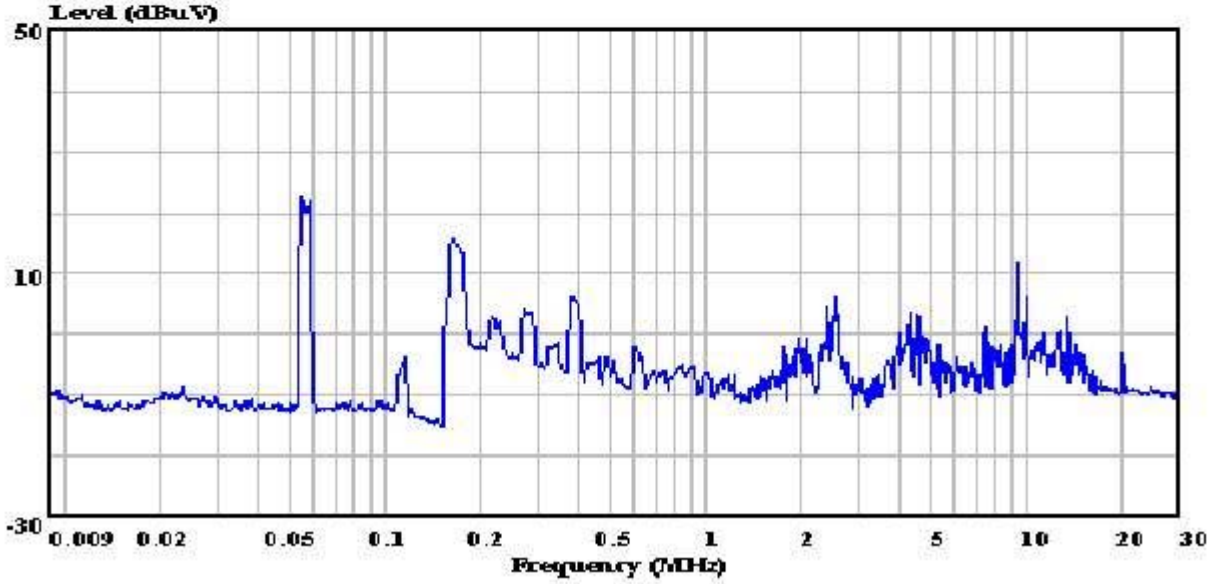

Site : audix-aci Conducted Emission
Condition :
Project No. : AOE-000279
Applicant : Tospo Electronics Co.,Ltd
EUT : Electronic Energy Saving Lamp
M/N : TP120-19SLA-ALP
S/N : E02091303
Power Supply : 120V/60Hz
Ambient : 23'C 53%
Test Line : B
Test Mode : ON
Test Engineer: Coffan Ye

Audix Technology (Shanghai) Co., Ltd.
敦吉電子(上海)有限公司

3F #34Bldg. No.680 GuiPing Rd.,
CaoHeJing Hi-Tech Park,
Shanghai, China
Tel:+86-21-64955500
Fax:+86-21-64955491
aciemc@audix.com

Data#: 320 File#: C:\emivm\TEST\T\TOSPO.emi Date: 2002-09-16 Time: 11:55:01

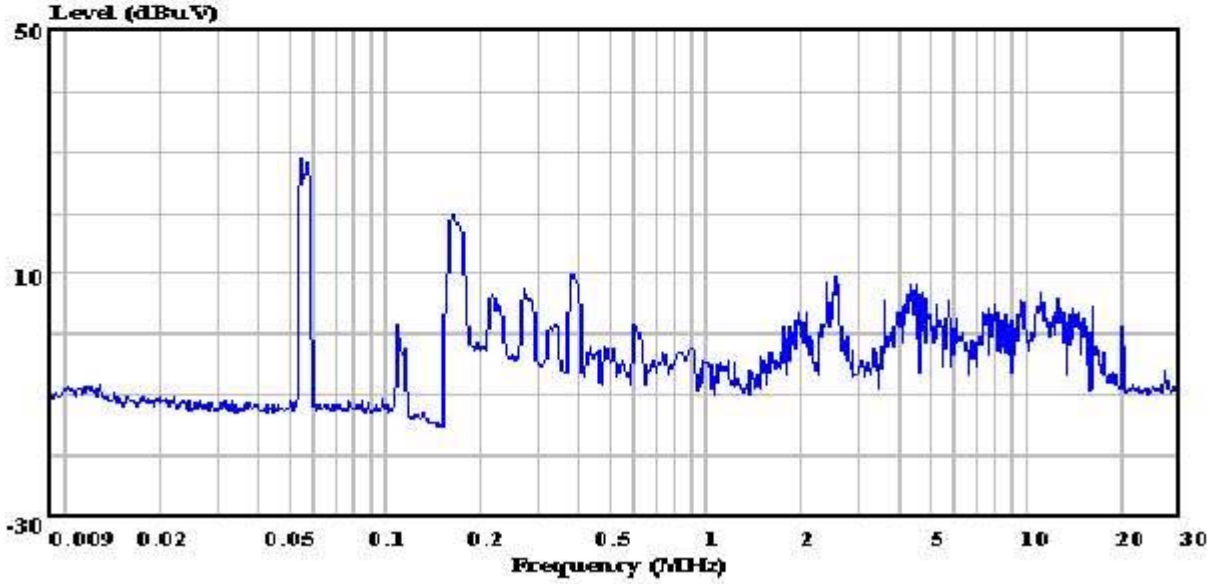

Site : audix-aci Conducted Emission
Condition :
Project No. : AOE-000279
Applicant : Tospo Electronics Co.,Ltd
EUT : Electronic Energy Saving Lamp
M/N : TP120-19SLA-ALP
S/N : E02091303
Power Supply : 120V/60Hz
Ambient : 23'C 53%
Test Line : C
Test Mode : ON
Test Engineer: Coffan Ye

Audix Technology (Shanghai) Co., Ltd.
敦吉電子(上海)有限公司

3F #34Bldg. No.680 GuiPing Rd.,
CaoHeJing Hi-Tech Park,
Shanghai, China
Tel:+86-21-64955500
Fax:+86-21-64955491
aciemc@audix.com

Data#: 337 File#: C:\emivm\TEST\T\TOSPO.emi Date: 2002-09-16 Time: 14:22:37

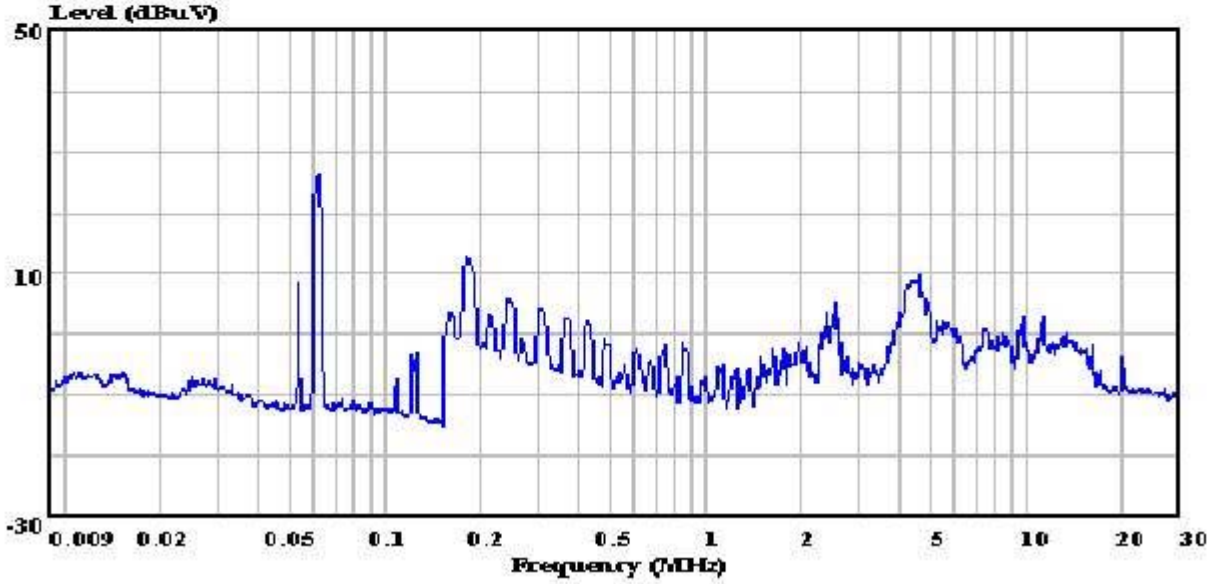

Site : audix-aci Conducted Emission
Condition :
Project No. : AOE-000279
Applicant : Tospo Electronics Co.,Ltd
EUT : Electronic Energy Saving Lamp
M/N : TP120-24SLA-ALP
S/N : E02091304
Power Supply : 120V/60Hz
Ambient : 23'C 53%
Test Line : A
Test Mode : ON
Test Engineer: Coffan Ye

Audix Technology (Shanghai) Co., Ltd.
敦吉電子(上海)有限公司

3F #34Bldg. No.680 GuiPing Rd.,
CaoHeJing Hi-Tech Park,
Shanghai, China
Tel:+86-21-64955500
Fax:+86-21-64955491
aciemc@audix.com

Data#: 340 File#: C:\emivm\TEST\T\TOSPO.emi Date: 2002-09-16 Time: 14:26:43

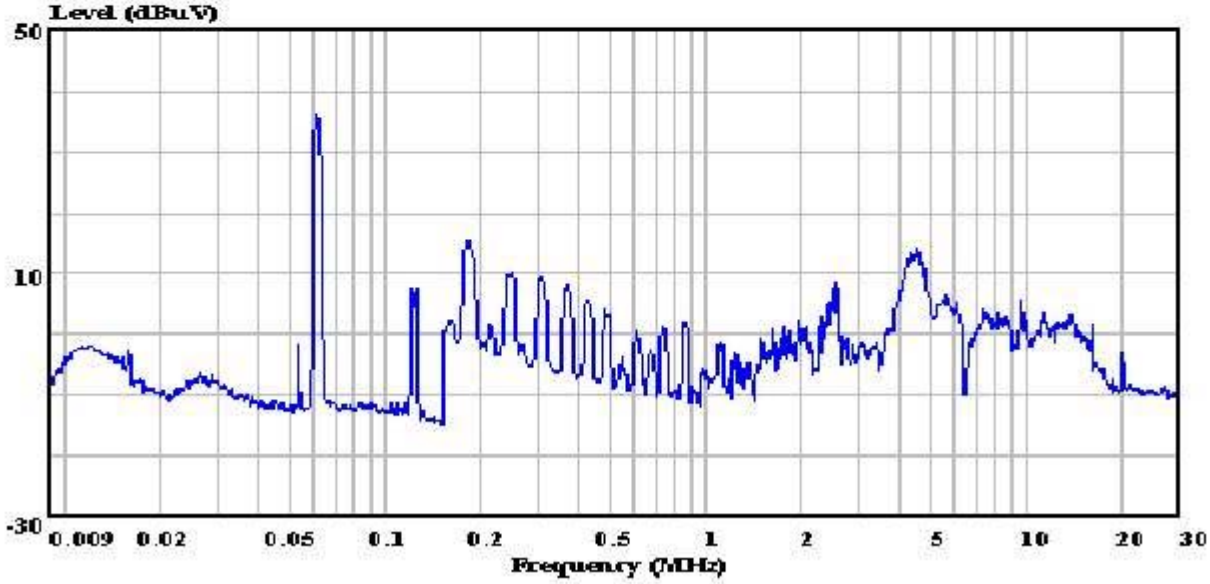

Site : audix-aci Conducted Emission
Condition :
Project No. : AOE-000279
Applicant : Tospo Electronics Co.,Ltd
EUT : Electronic Energy Saving Lamp
M/N : TP120-24SLA-ALP
S/N : E02091304
Power Supply : 120V/60Hz
Ambient : 23'C 53%
Test Line : B
Test Mode : ON
Test Engineer: Coffan Ye

Audix Technology (Shanghai) Co., Ltd.
敦吉電子(上海)有限公司

3F #34Bldg. No.680 GuiPing Rd.,
CaoHeJing Hi-Tech Park,
Shanghai, China
Tel:+86-21-64955500
Fax:+86-21-64955491
aciemc@audix.com

Data#: 343 File#: C:\emivm\TEST\T\TOSPO.emi Date: 2002-09-16 Time: 14:29:18

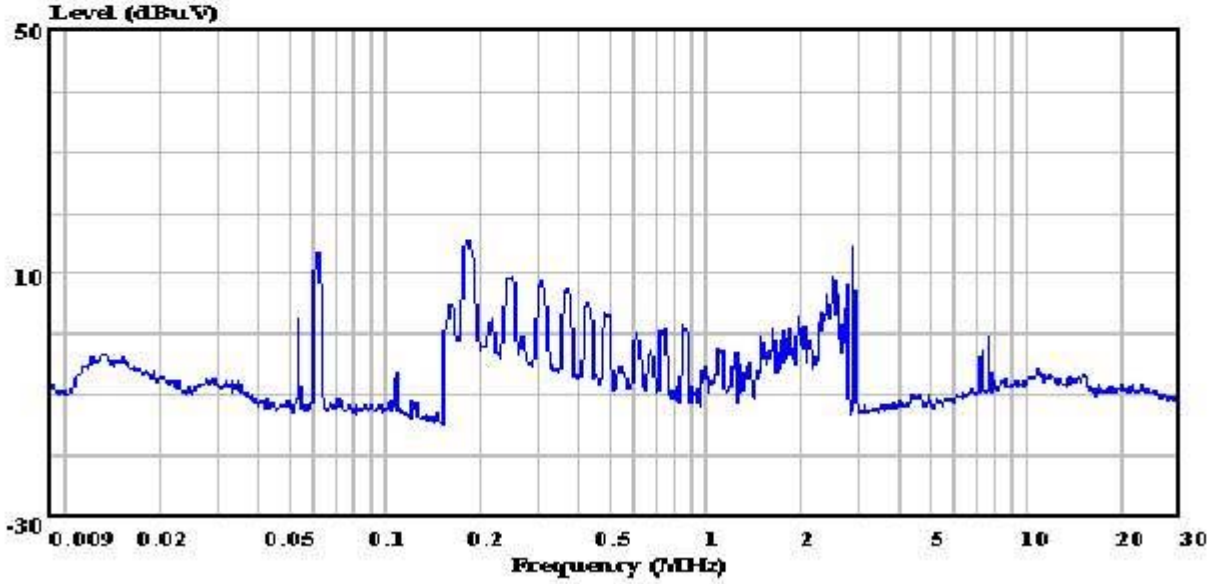

Site : audix-aci Conducted Emission
Condition :
Project No. : AOE-000279
Applicant : Tospo Electronics Co.,Ltd
EUT : Electronic Energy Saving Lamp
M/N : TP120-24SLA-ALP
S/N : E02091304
Power Supply : 120V/60Hz
Ambient : 23'C 53%
Test Line : C
Test Mode : ON
Test Engineer: Coffan Ye

Audix Technology (Shanghai) Co., Ltd.
敦吉電子(上海)有限公司

3F #34Bldg. No.680 GuiPing Rd.,
CaoHeJing Hi-Tech Park,
Shanghai, China
Tel:+86-21-64955500
Fax:+86-21-64955491
aciemc@audix.com

Data#: 369 File#: C:\emivm\TEST\T\TOSPO.emi Date: 2002-09-19 Time: 17:41:55

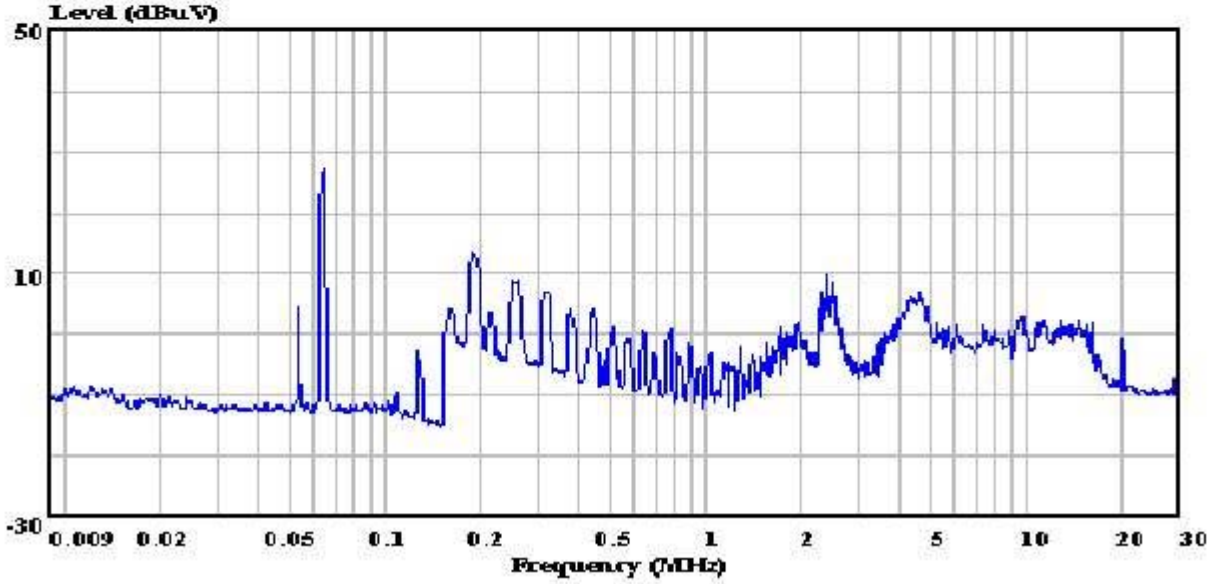

Site : audix-aci Conducted Emission
Condition :
Project No. : AOE-000279
Applicant : Tospo Electronics Co.,Ltd
EUT : Electronic Energy Saving Lamp
M/N : TP120-27SLA-ALP
S/N : E02091305
Power Supply : 120V/60Hz
Ambient : 23'C 53%
Test Line : A
Test Mode : ON
Test Engineer: Coffan Ye

Audix Technology (Shanghai) Co., Ltd.
敦吉電子(上海)有限公司

3F #34Bldg. No.680 GuiPing Rd.,
CaoHeJing Hi-Tech Park,
Shanghai, China
Tel:+86-21-64955500
Fax:+86-21-64955491
aciemc@audix.com

Data#: 366 File#: C:\emivm\TEST\T\TOSPO.emi Date: 2002-09-19 Time: 17:38:13

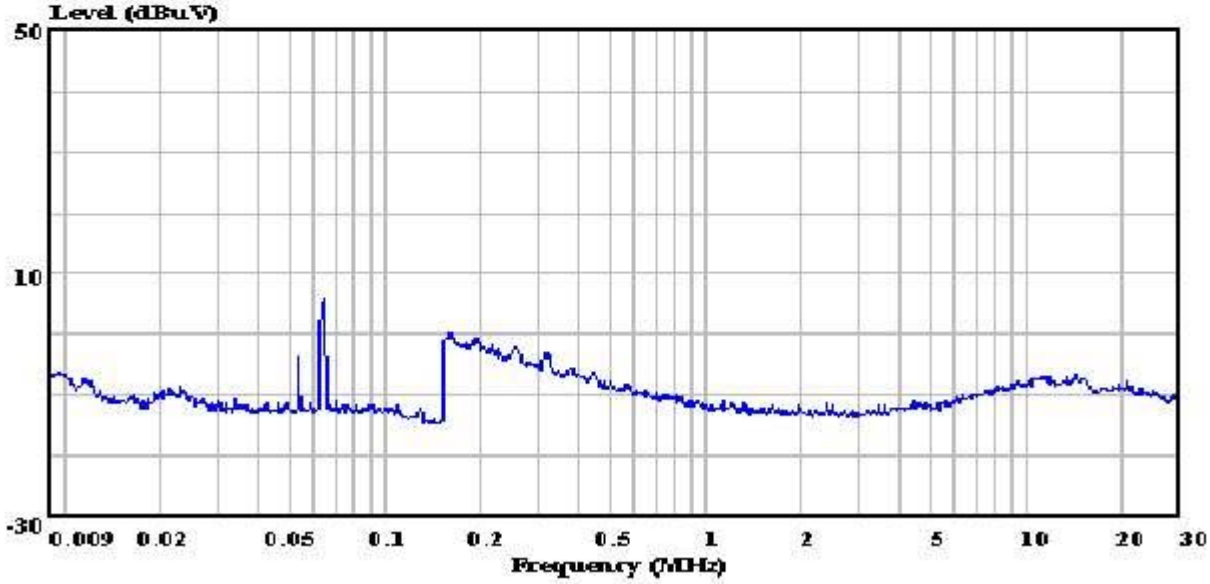

Site : audix-aci Conducted Emission
Condition :
Project No. : AOE-000279
Applicant : Tospo Electronics Co.,Ltd
EUT : Electronic Energy Saving Lamp
M/N : TP120-27SLA-ALP
S/N : E02091305
Power Supply : 120V/60Hz
Ambient : 23'C 53%
Test Line : B
Test Mode : ON
Test Engineer: Coffan Ye

Audix Technology (Shanghai) Co., Ltd.
敦吉電子(上海)有限公司

3F #34Bldg. No.680 GuiPing Rd.,
CaoHeJing Hi-Tech Park,
Shanghai, China
Tel:+86-21-64955500
Fax:+86-21-64955491
aciemc@audix.com

Data#: 363 File#: C:\emivm\TEST\T\TOSPO.emi Date: 2002-09-19 Time: 17:36:05

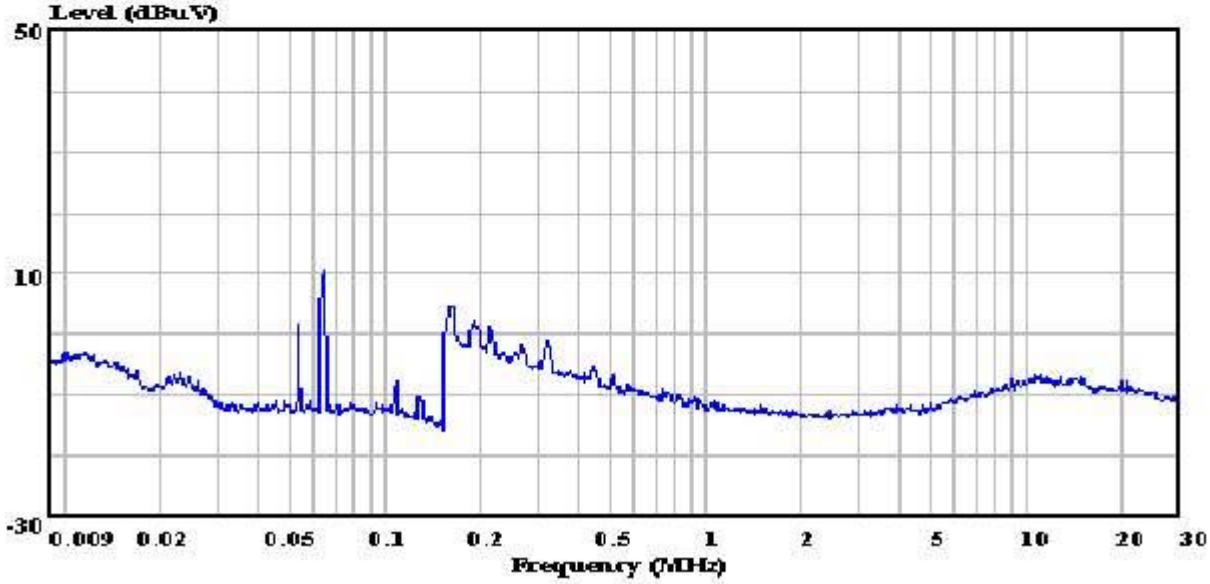

Site : audix-aci Conducted Emission
Condition :
Project No. : AOE-000279
Applicant : Tospo Electronics Co.,Ltd
EUT : Electronic Energy Saving Lamp
M/N : TP120-27SLA-ALP
S/N : E02091305
Power Supply : 120V/60Hz
Ambient : 23'C 53%
Test Line : C
Test Mode : ON
Test Engineer: Coffan Ye