Photo 1: External photo of EUT (Base and Handset)

Photo 2: External photo of EUT (Base)

Photo 3: External photo of EUT (Base)

Photo 4: External photo of EUT (Handset)

Photo 5: External photo of EUT (Handset)

Photo 6: External photo of Adapter

Photo 1: Internal photo of EUT (Base)

Photo 2: Internal photo of EUT (Base)



Photo 3: Internal photo of EUT (Base)



Photo 4: Internal photo of EUT (Base)



Photo 5: Internal photo of EUT (Base)



Photo 6: Internal photo of EUT (Base)



Photo 7: Internal photo of EUT (Base)



Photo 8: Internal photo of EUT (Base)



Photo 9: Internal photo of EUT (Base)



Photo 10: Internal photo of EUT (Handset)

Photo 11: Internal photo of EUT (Handset)



Photo 12: Internal photo of EUT (Handset)



Photo 13: Internal photo of EUT (Handset)



Photo 14: Internal photo of EUT (Handset)

Photo 15: Internal photo of EUT (Handset)

Photo 16: Internal photo of EUT (Handset)



Photo 17: Internal photo of EUT (Handset)



Photo 18: Internal photo of EUT (Handset)



Photo 19: Internal photo of EUT (Handset)



Photo 1: Conducted Emission Test Set-up photo

Photo 2: Conducted Emission Test Set-up photo

Photo 1: Radiated Emission Test Set-up photo (Base)



Photo 2: Radiated Emission Test Set-up photo (Base)

Photo 3: Radiated Emission Test Set-up photo (Handset)

Photo 4: Radiated Emission Test Set-up photo (Handset)