- 5 795 ㎒

EBW

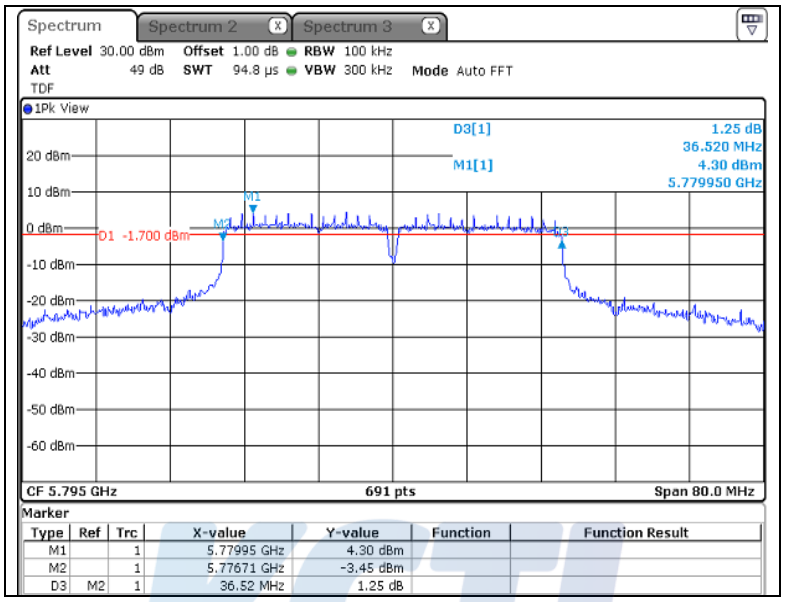
Spectrum
Spectrum 2
Spectrum 3
Ref Level 30.00 dBm Offset 1.00 dB RBW 100 kHz
Att 49 dB SWT 94.8 µs VBW 300 kHz Mode Auto FFT
TDF
1Pk View
D3[1] 1.25 dB
36.520 MHz
M1[1] 4.30 dBm
5.779950 GHz
D1 -1.700 dBm
CF 5.795 GHz 691 pts Span 80.0 MHz
Marker
Type Ref Trc X-value Y-value Function Function Result
M1 1 5.77995 GHz 4.30 dBm
M2 1 5.77671 GHz -3.45 dBm
D3 M2 1 36.52 MHz 1.25 dB

OBW

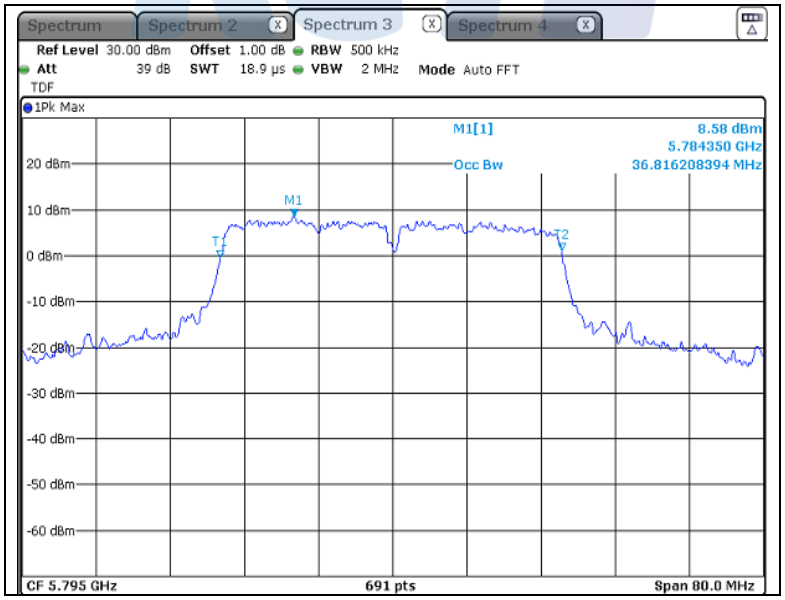
Spectrum
Spectrum 2
Spectrum 3
Spectrum 4
Ref Level 30.00 dBm Offset 1.00 dB RBW 500 kHz
Att 39 dB SWT 18.9 µs VBW 2 MHz Mode Auto FFT
TDF
1Pk Max
M1[1] 8.58 dBm
5.784350 GHz
Occ Bw 36.816208394 MHz
CF 5.795 GHz 691 pts Span 80.0 MHz

- 802.11ac VHT20

- 5 745 ㎒

EBW

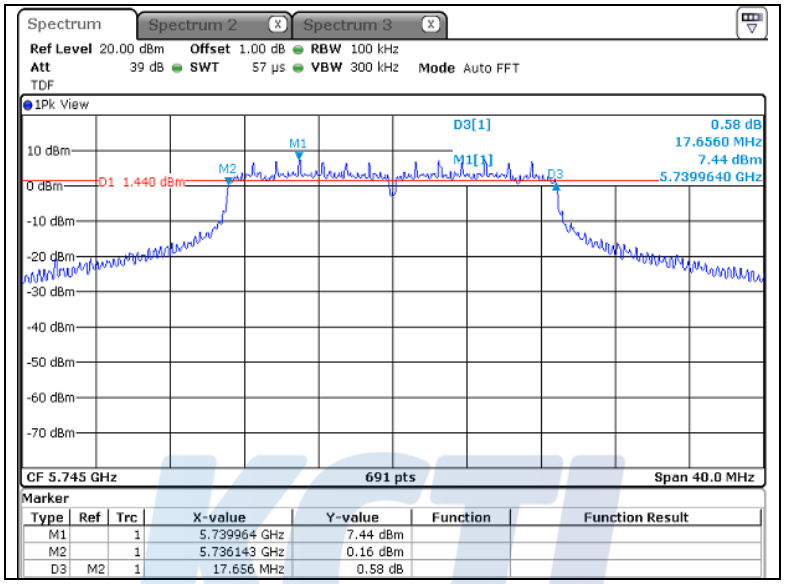

OBW

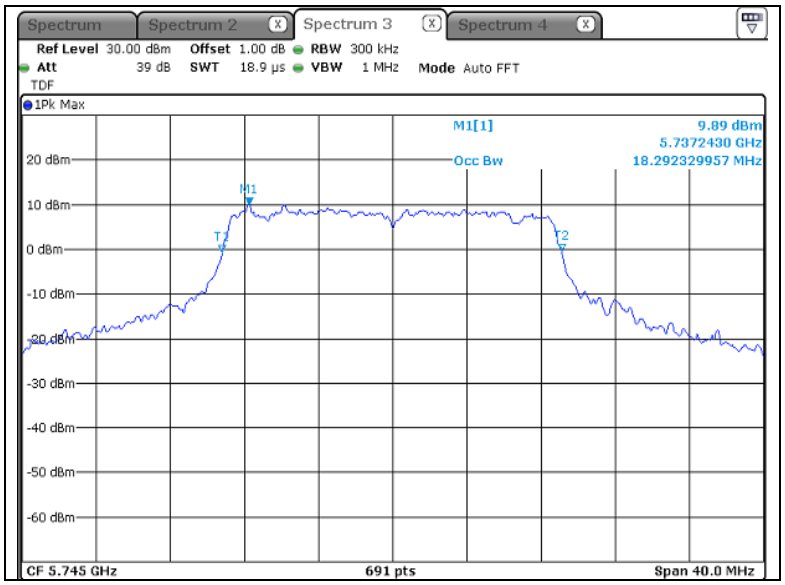

- 5 785 ㎒

EBW

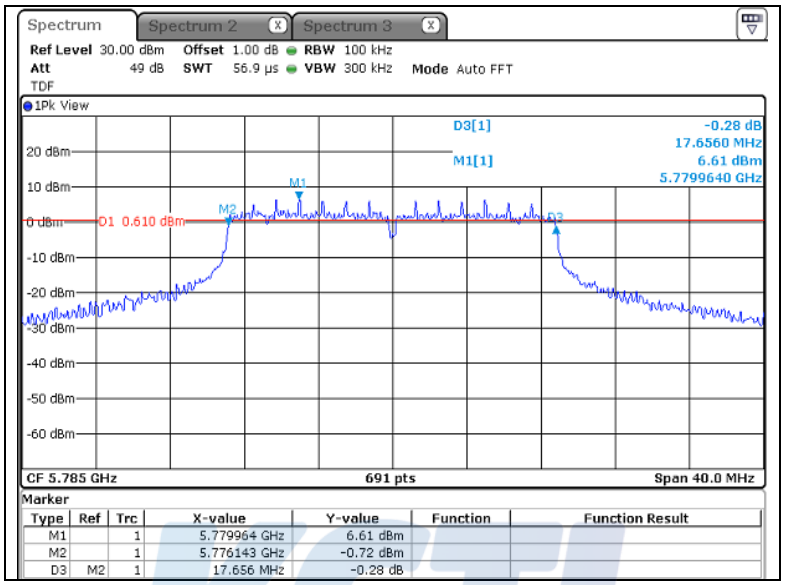
Spectrum
Spectrum 2
Spectrum 3
Ref Level 30.00 dBm Offset 1.00 dB RBW 100 kHz
Att 49 dB SWT 56.9 µs VBW 300 kHz Mode Auto FFT
TDF
1Pk View
D3[1] -0.28 dB
17.6560 MHz
M1[1] 6.61 dBm
5.7799640 GHz
D1 0.610 dBm
CF 5.785 GHz 691 pts Span 40.0 MHz
Marker
Type Ref Trc X-value Y-value Function Function Result
M1 1 5.779964 GHz 6.61 dBm
M2 1 5.776143 GHz -0.72 dBm
D3 M2 1 17.656 MHz -0.28 dB

OBW

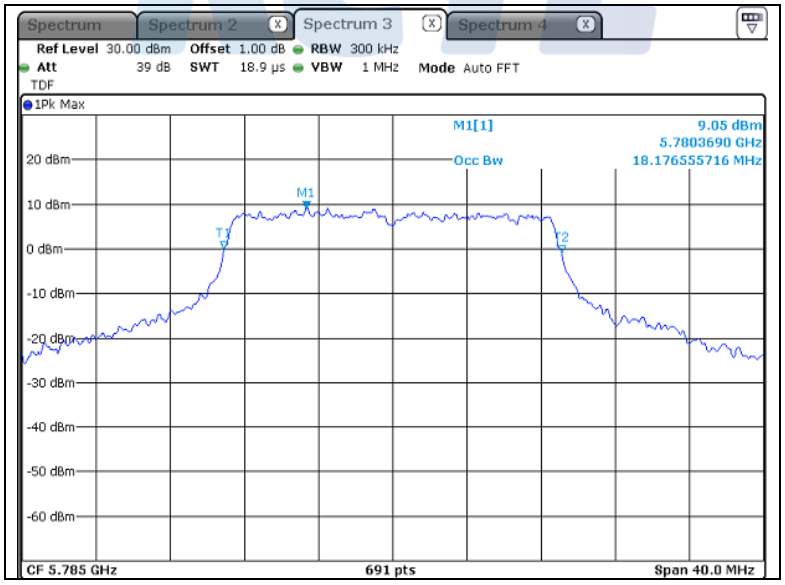
Spectrum
Spectrum 2
Spectrum 3
Spectrum 4
Ref Level 30.00 dBm Offset 1.00 dB RBW 300 kHz
Att 39 dB SWT 18.9 µs VBW 1 MHz Mode Auto FFT
TDF
1Pk Max
M1[1] 9.05 dBm
5.7803690 GHz
Occ Bw 18.176555716 MHz
CF 5.785 GHz 691 pts Span 40.0 MHz

- 5 825 ㎒

EBW

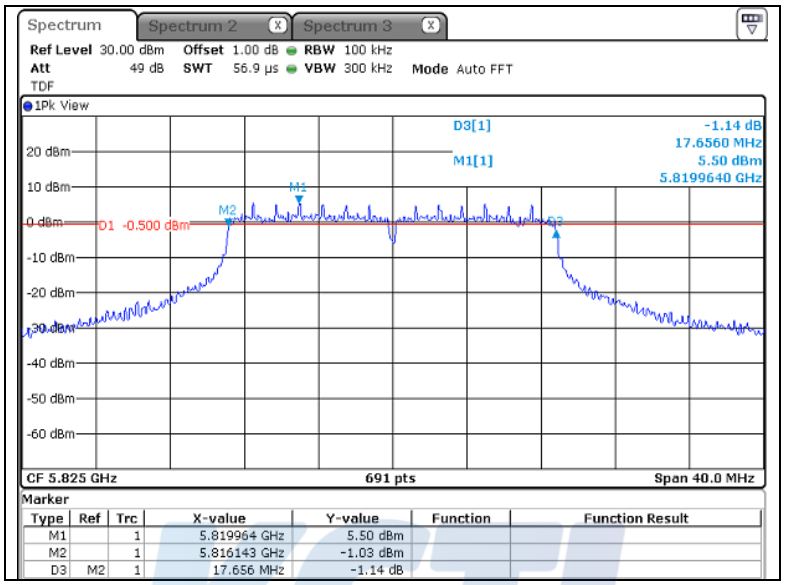
Spectrum
Spectrum 2
Spectrum 3
Ref Level 30.00 dBm Offset 1.00 dB RBW 100 kHz
Att 49 dB SWT 56.9 µs VBW 300 kHz Mode Auto FFT
TDF
1Pk View
D3[1] -1.14 dB
17.6560 MHz
M1[1] 5.50 dBm
5.8199640 GHz
D1 -0.500 dBm
CF 5.825 GHz 691 pts Span 40.0 MHz
Marker
Type Ref Trc X-value Y-value Function Function Result
M1 1 5.819964 GHz 5.50 dBm
M2 1 5.816143 GHz -1.03 dBm
D3 M2 1 17.656 MHz -1.14 dB

OBW

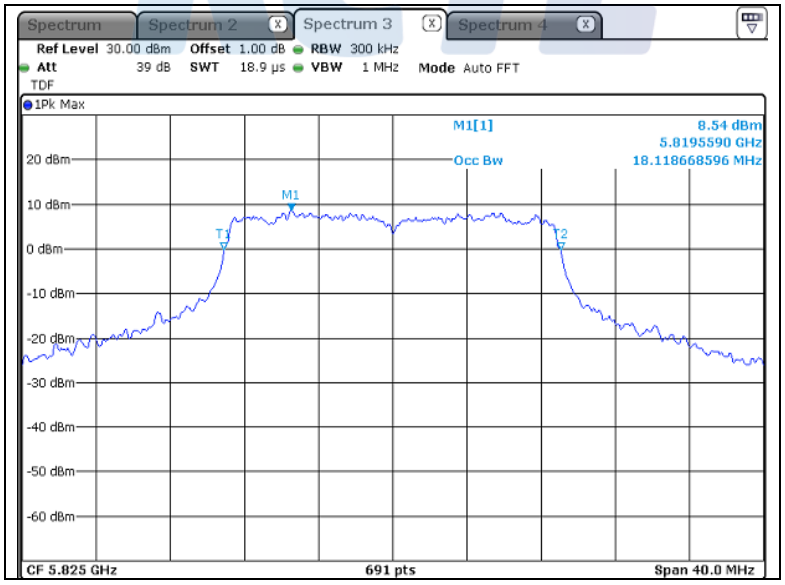
Spectrum
Spectrum 2
Spectrum 3
Spectrum 4
Ref Level 30.00 dBm Offset 1.00 dB RBW 300 kHz
Att 39 dB SWT 18.9 µs VBW 1 MHz Mode Auto FFT
TDF
1Pk Max
M1[1] 8.54 dBm
5.8195590 GHz
Occ Bw 18.118668596 MHz
CF 5.825 GHz 691 pts Span 40.0 MHz

- 802.11ac VHT40

- 5 755 ㎒

EBW

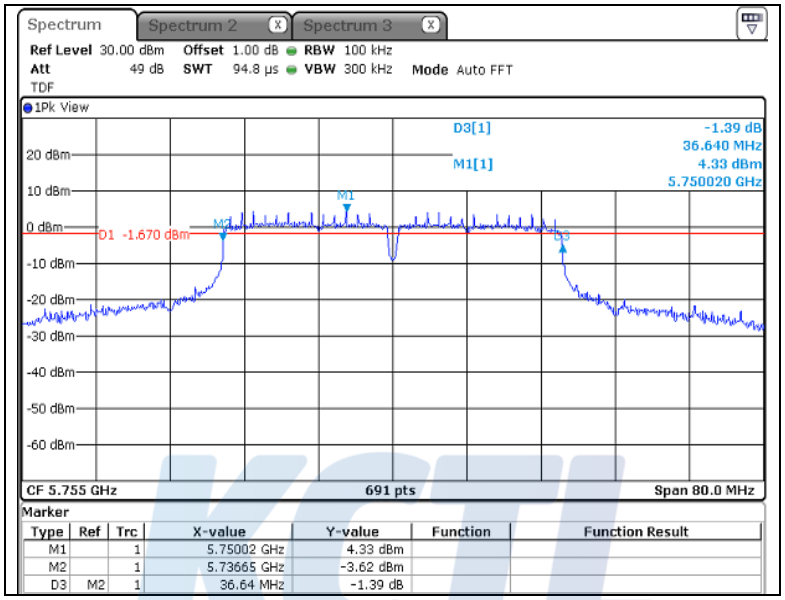

OBW

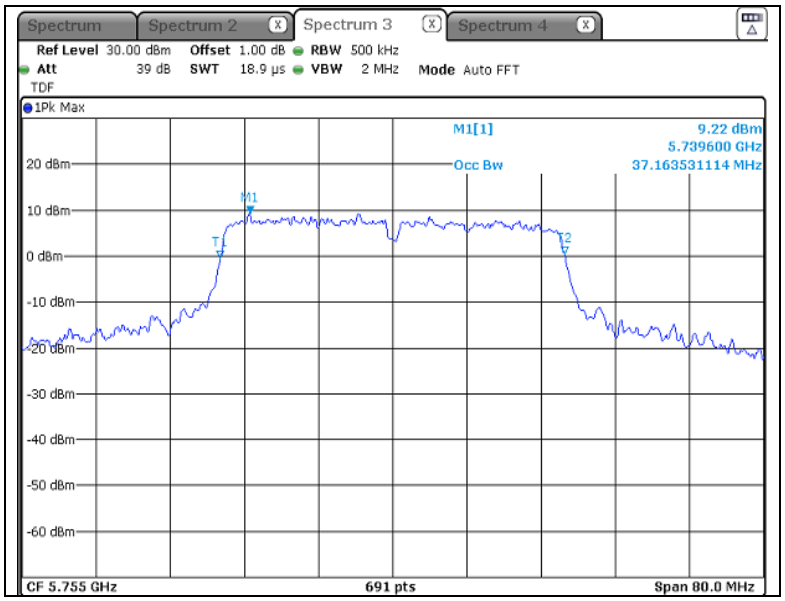

- 5 795 ㎒

EBW

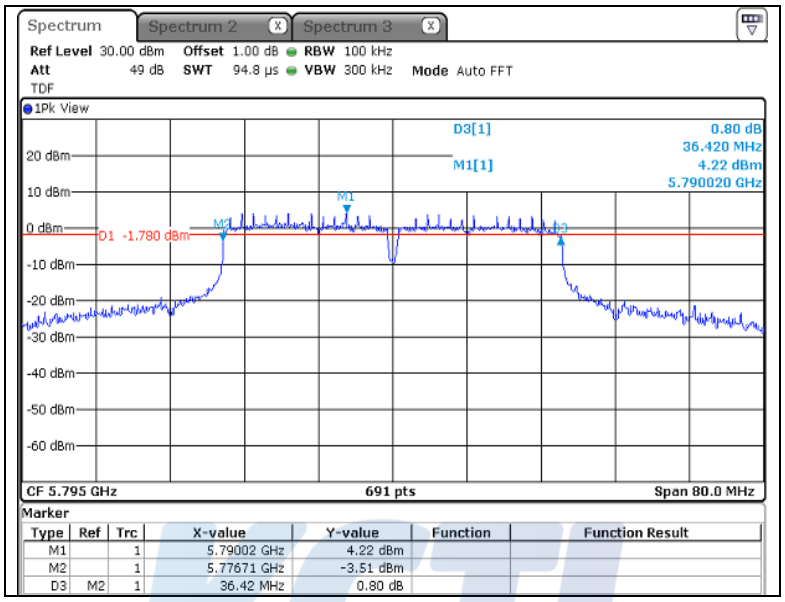
Spectrum
Spectrum 2
Spectrum 3
Ref Level 30.00 dBm Offset 1.00 dB RBW 100 kHz
Att 49 dB SWT 94.8 µs VBW 300 kHz Mode Auto FFT
TDF
1Pk View
D3[1] 0.80 dB
36.420 MHz
M1[1] 4.22 dBm
5.790020 GHz
D1 -1.780 dBm
CF 5.795 GHz 691 pts Span 80.0 MHz
Marker
Type Ref Trc X-value Y-value Function Function Result
M1 1 5.79002 GHz 4.22 dBm
M2 1 5.77671 GHz -3.51 dBm
D3 M2 1 36.42 MHz 0.80 dB

OBW

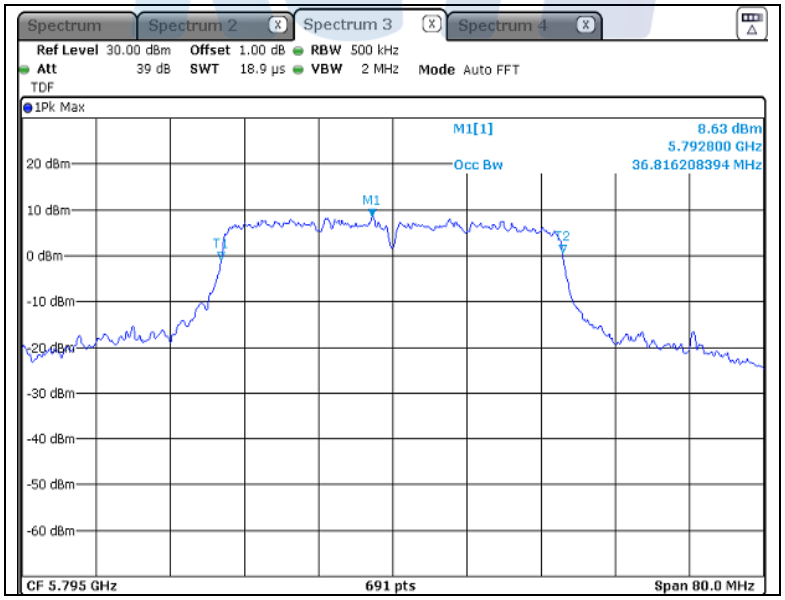
Spectrum
Spectrum 2
Spectrum 3
Spectrum 4
Ref Level 30.00 dBm Offset 1.00 dB RBW 500 kHz
Att 39 dB SWT 18.9 µs VBW 2 MHz Mode Auto FFT
TDF
1Pk Max
M1[1] 8.63 dBm
5.792800 GHz
Occ Bw 36.816208394 MHz
CF 5.795 GHz 691 pts Span 80.0 MHz

- 802.11ac VHT80

- 5 775 ㎒

EBW

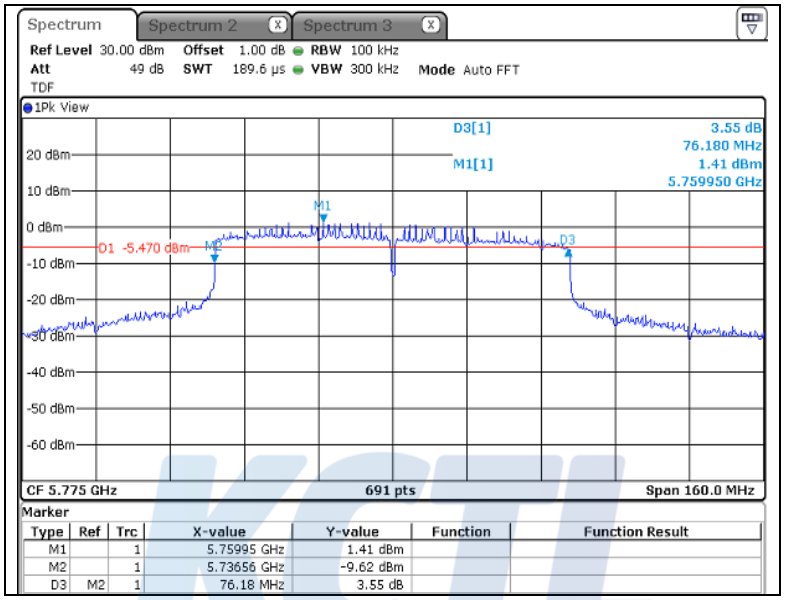

OBW

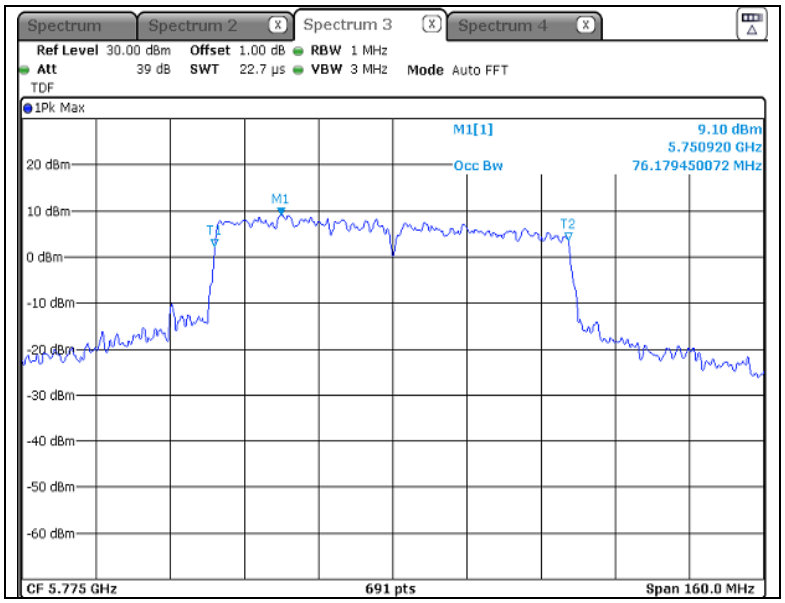

Ant 1

- 802.11a

- 5 745 ㎒

EBW

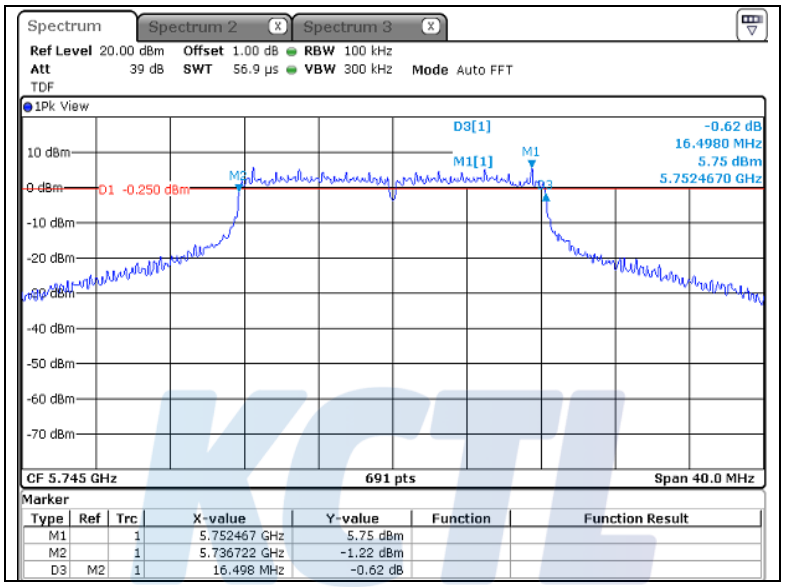

OBW

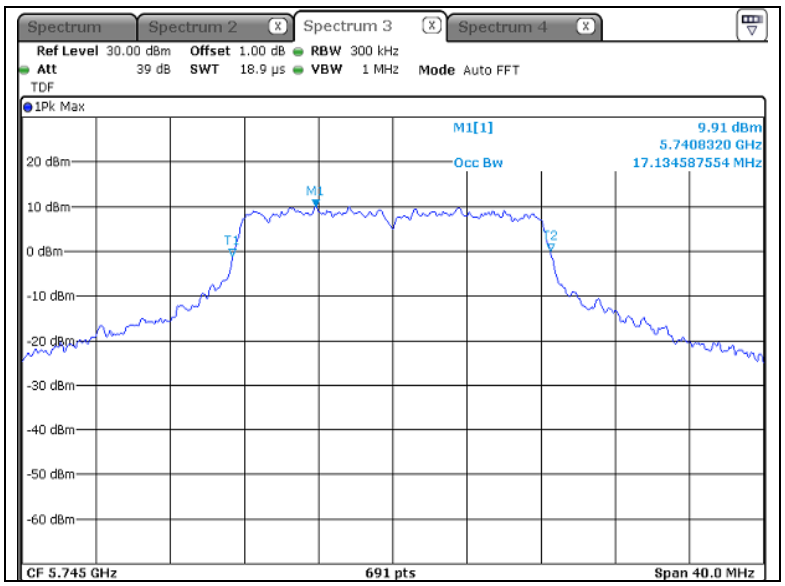

- 5 785 ㎒

EBW

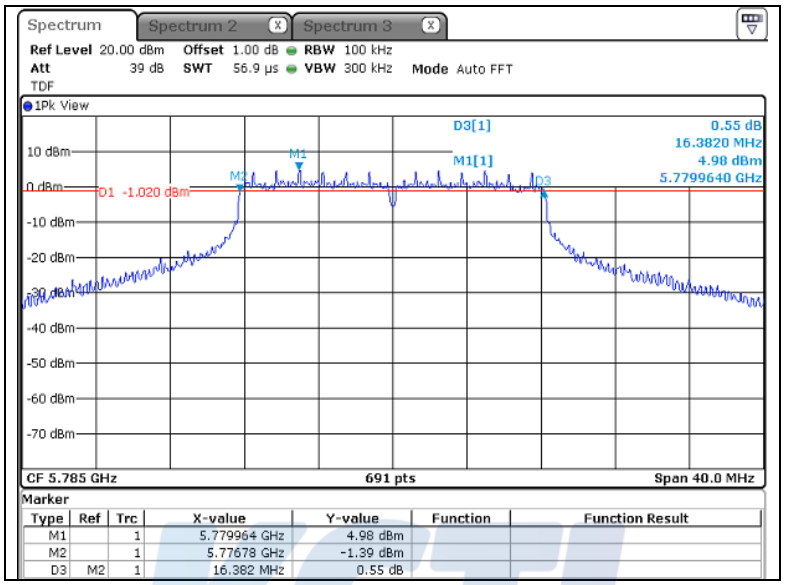
Spectrum
Spectrum 2
Spectrum 3
Ref Level 20.00 dBm Offset 1.00 dB RBW 100 kHz
Att 39 dB SWT 56.9 µs VBW 300 kHz Mode Auto FFT
TDF
1Pk View
D3[1] 0.55 dB
16.3820 MHz
M1[1] 4.98 dBm
5.7799640 GHz
D1 -1.020 dBm
CF 5.785 GHz
691 pts
Span 40.0 MHz
Marker
Type Ref Trc X-value Y-value Function Function Result
M1 1 5.779964 GHz 4.98 dBm
M2 1 5.77678 GHz -1.39 dBm
D3 M2 1 16.382 MHz 0.55 dB

OBW

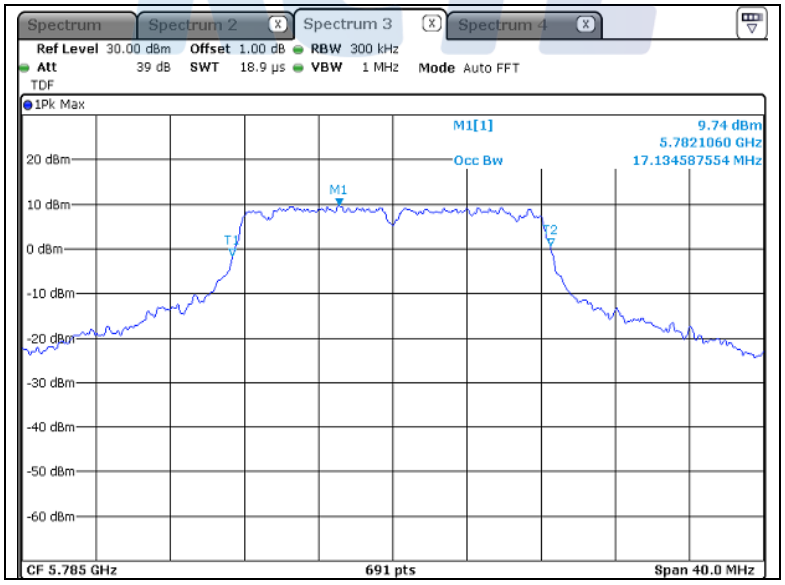
Spectrum
Spectrum 2
Spectrum 3
Spectrum 4
Ref Level 30.00 dBm Offset 1.00 dB RBW 300 kHz
Att 39 dB SWT 18.9 µs VBW 1 MHz Mode Auto FFT
TDF
1Pk Max
M1[1] 9.74 dBm
5.7821060 GHz
Occ Bw 17.134587554 MHz
CF 5.785 GHz
691 pts
Span 40.0 MHz

- 5 825 ㎒

EBW

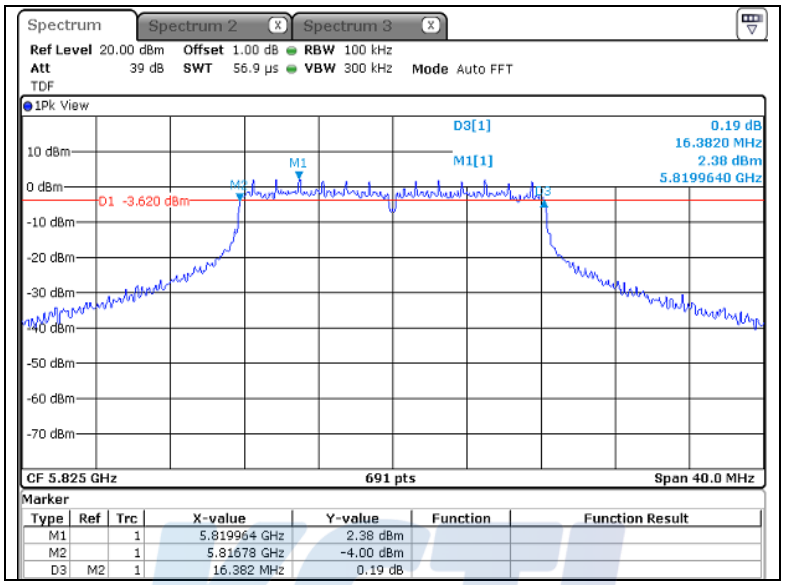
Spectrum
Spectrum 2
Spectrum 3
Ref Level 20.00 dBm Offset 1.00 dB RBW 100 kHz
Att 39 dB SWT 56.9 µs VBW 300 kHz Mode Auto FFT
TDF
1Pk View
D3[1] 0.19 dB
16.3820 MHz
M1[1] 2.38 dBm
5.8199640 GHz
D1 -3.620 dBm
CF 5.825 GHz 691 pts Span 40.0 MHz
Marker
Type Ref Trc X-value Y-value Function Function Result
M1 1 5.819964 GHz 2.38 dBm
M2 1 5.81678 GHz -4.00 dBm
D3 M2 1 16.382 MHz 0.19 dB

OBW

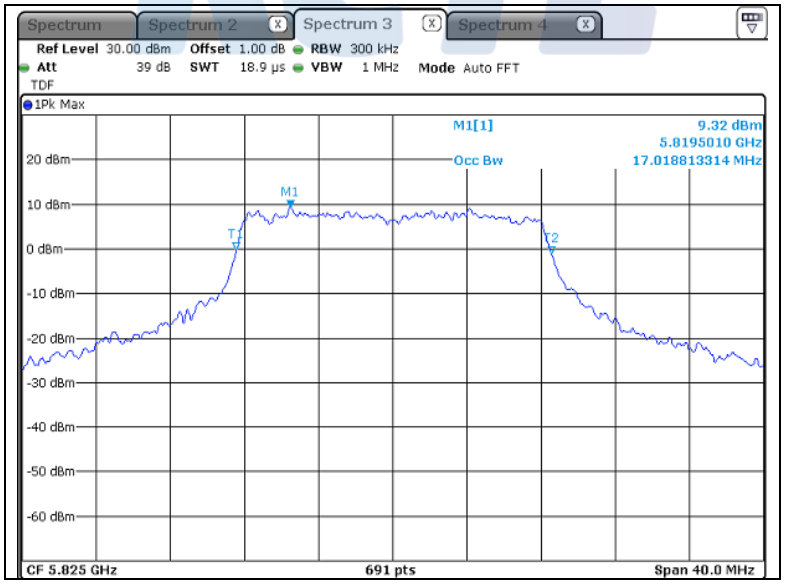
Spectrum
Spectrum 2
Spectrum 3
Spectrum 4
Ref Level 30.00 dBm Offset 1.00 dB RBW 300 kHz
Att 39 dB SWT 18.9 µs VBW 1 MHz Mode Auto FFT
TDF
1Pk Max
M1[1] 9.32 dBm
5.8195010 GHz
Occ Bw 17.018813314 MHz
CF 5.825 GHz 691 pts Span 40.0 MHz

- 802.11n HT20

- 5 745 ㎒

EBW

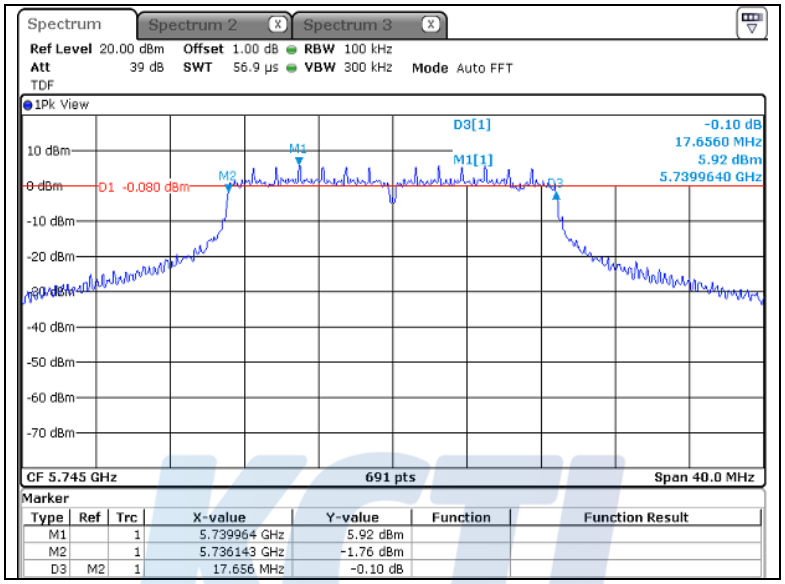

OBW

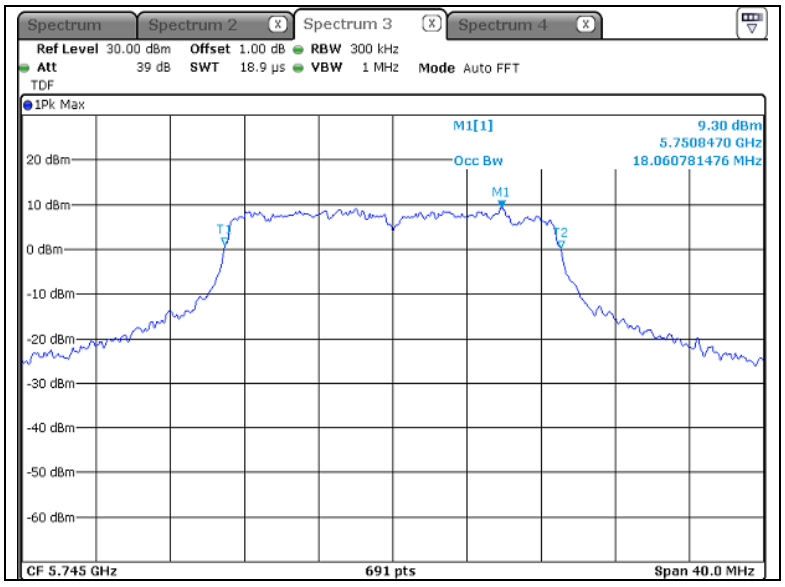

- 5 785 ㎒

EBW

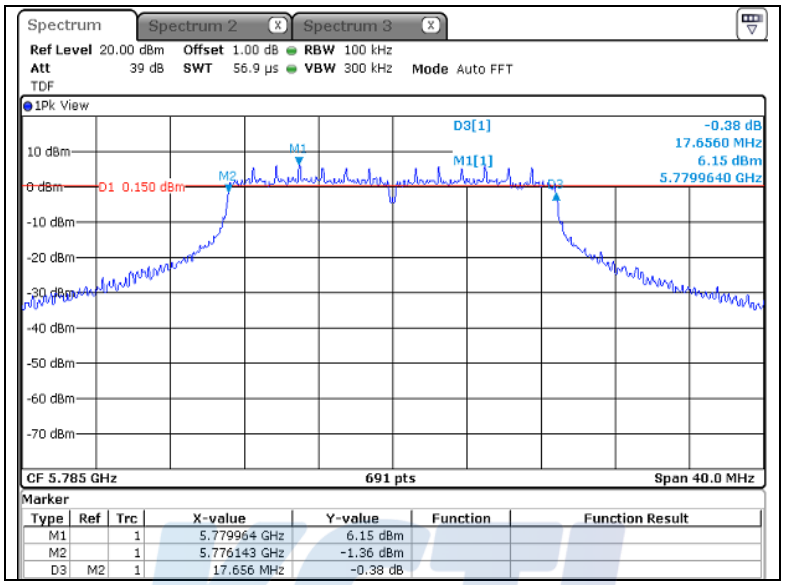
Spectrum
Spectrum 2
Spectrum 3
Ref Level 20.00 dBm Offset 1.00 dB RBW 100 kHz
Att 39 dB SWT 56.9 µs VBW 300 kHz Mode Auto FFT
TDF
1Pk View
D3[1] -0.38 dB
17.6560 MHz
6.15 dBm
5.7799640 GHz
M1[1]
D1 0.150 dBm
CF 5.785 GHz
691 pts
Span 40.0 MHz
Marker
Type Ref Trc X-value Y-value Function Function Result
M1 1 5.779964 GHz 6.15 dBm
M2 1 5.776143 GHz -1.36 dBm
D3 M2 1 17.656 MHz -0.38 dB

OBW

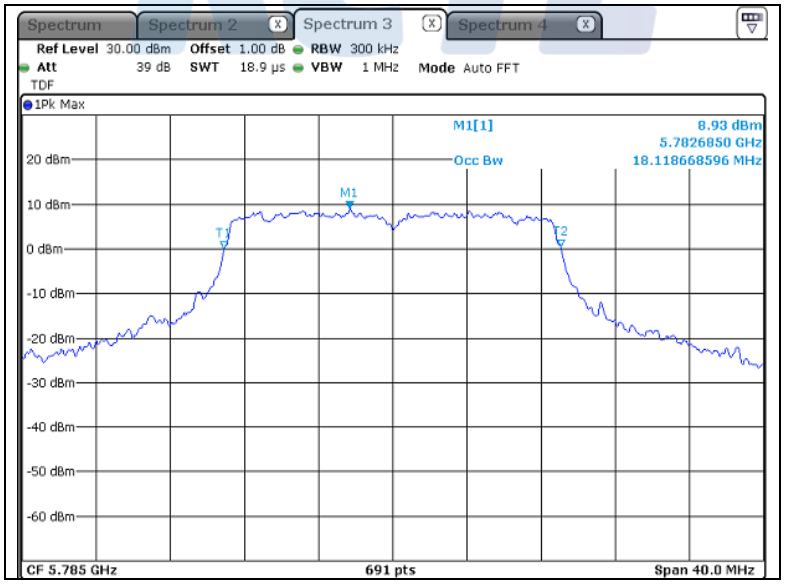
Spectrum
Spectrum 2
Spectrum 3
Spectrum 4
Ref Level 30.00 dBm Offset 1.00 dB RBW 300 kHz
Att 39 dB SWT 18.9 µs VBW 1 MHz Mode Auto FFT
TDF
1Pk Max
M1[1] 8.93 dBm
5.7826850 GHz
Occ Bw 18.118668596 MHz
CF 5.785 GHz
691 pts
Span 40.0 MHz

- 5 825 ㎒

EBW

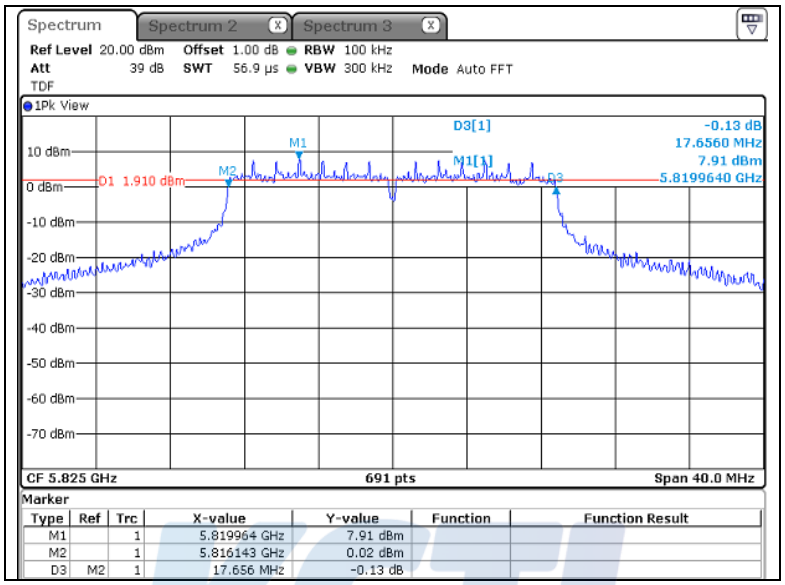
Spectrum
Spectrum 2
Spectrum 3
Ref Level 20.00 dBm Offset 1.00 dB RBW 100 kHz
Att 39 dB SWT 56.9 µs VBW 300 kHz Mode Auto FFT
TDF
1Pk View
D3[1] -0.13 dB
17.6560 MHz
7.91 dBm
5.8199640 GHz
M1
M1[1]
M2
D1 1.910 dBm
D3
10 dBm
0 dBm
-10 dBm
-20 dBm
-30 dBm
-40 dBm
-50 dBm
-60 dBm
-70 dBm
CF 5.825 GHz
691 pts
Span 40.0 MHz
Marker
Type Ref Trc X-value Y-value Function Function Result
M1 1 5.819964 GHz 7.91 dBm
M2 1 5.816143 GHz 0.02 dBm
D3 M2 1 17.656 MHz -0.13 dB

OBW

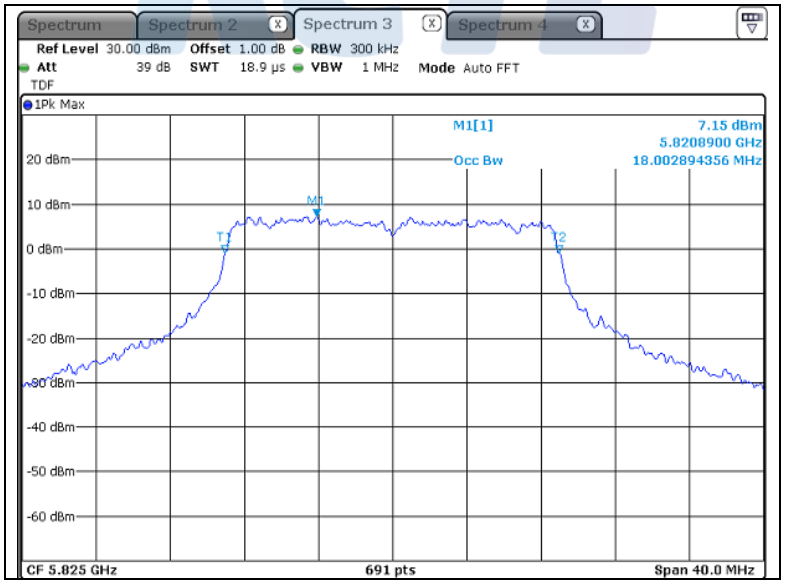
Spectrum
Spectrum 2
Spectrum 3
Spectrum 4
Ref Level 30.00 dBm Offset 1.00 dB RBW 300 kHz
Att 39 dB SWT 18.9 µs VBW 1 MHz Mode Auto FFT
TDF
1Pk Max
M1[1] 7.15 dBm
5.8208900 GHz
Occ Bw 18.002894356 MHz
M1
T1
T2
20 dBm
10 dBm
0 dBm
-10 dBm
-20 dBm
-30 dBm
-40 dBm
-50 dBm
-60 dBm
CF 5.825 GHz
691 pts
Span 40.0 MHz

- 802.11n HT40

- 5 755 ㎒

EBW

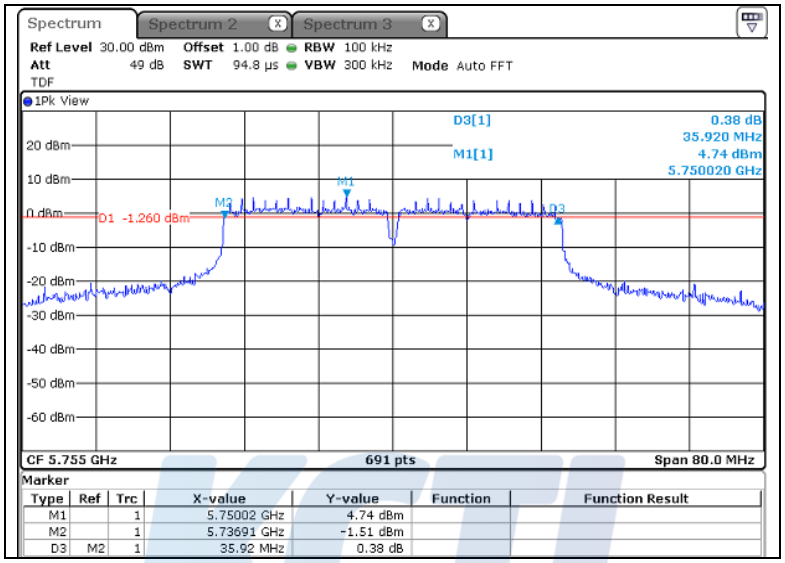

OBW

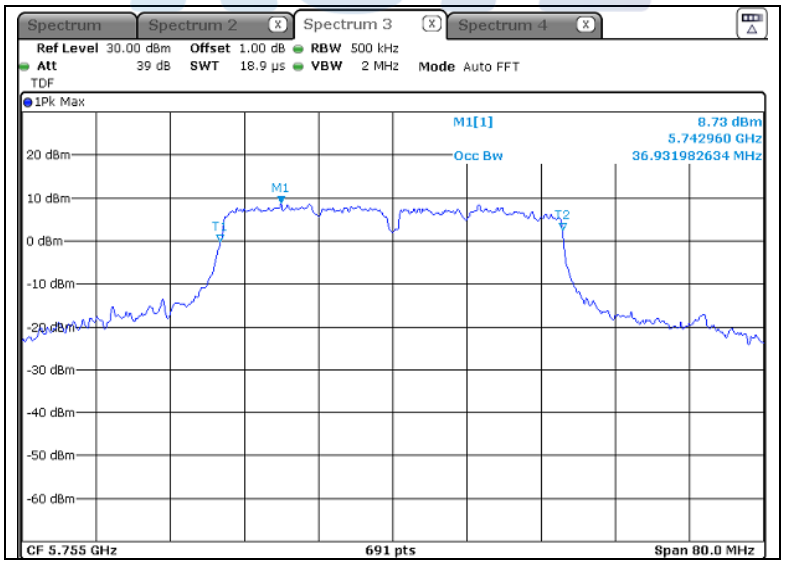

- 5 795 ㎒

EBW

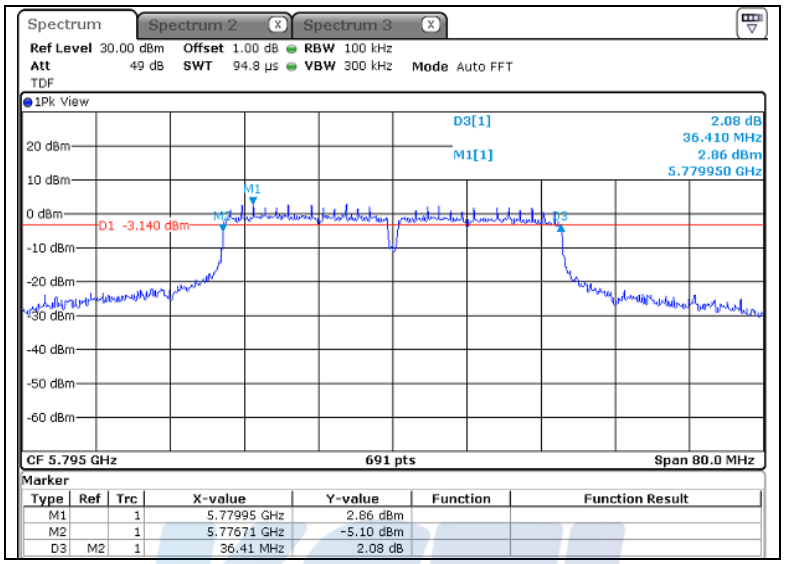
Spectrum
Spectrum 2
Spectrum 3
Ref Level 30.00 dBm Offset 1.00 dB RBW 100 kHz
Att 49 dB SWT 94.8 µs VBW 300 kHz Mode Auto FFT
TDF
1Pk View
D3[1] 2.08 dB
36.410 MHz
M1[1] 2.86 dBm
5.779950 GHz
D1 -3.140 dBm
CF 5.795 GHz
691 pts
Span 80.0 MHz
Marker
Type Ref Trc X-value Y-value Function Function Result
M1 1 5.77995 GHz 2.86 dBm
M2 1 5.77671 GHz -5.10 dBm
D3 M2 1 36.41 MHz 2.08 dB

OBW

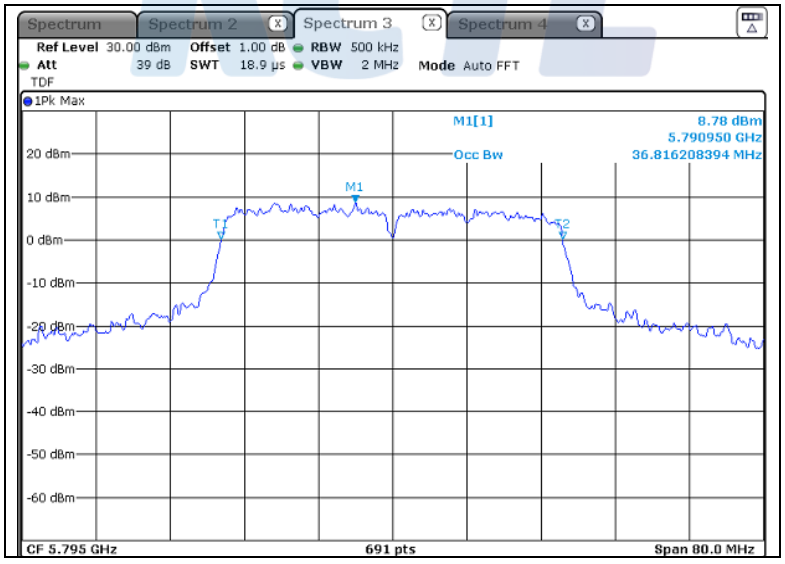
Spectrum
Spectrum 2
Spectrum 3
Spectrum 4
Ref Level 30.00 dBm Offset 1.00 dB RBW 500 kHz
Att 39 dB SWT 18.9 µs VBW 2 MHz Mode Auto FFT
TDF
1Pk Max
M1[1] 8.78 dBm
5.790950 GHz
Occ Bw 36.816208394 MHz
CF 5.795 GHz
691 pts
Span 80.0 MHz

- 802.11ac VHT20

- 5 745 ㎒

EBW

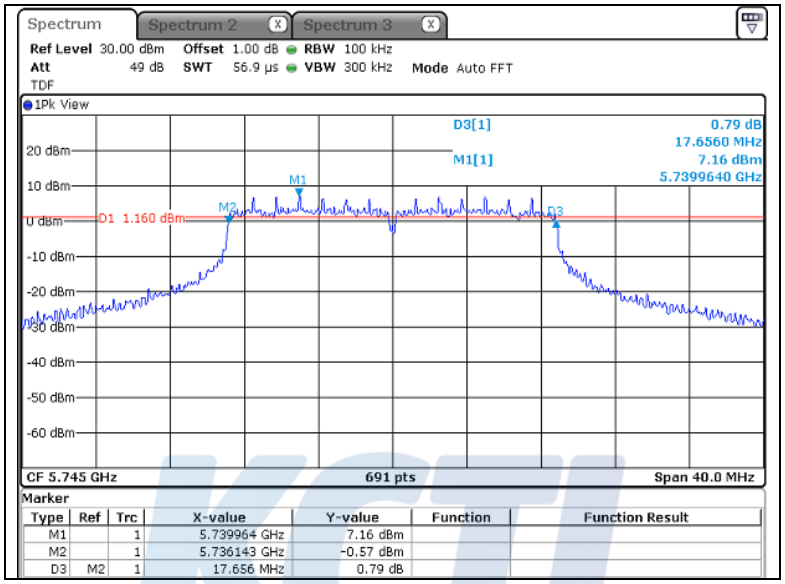

OBW

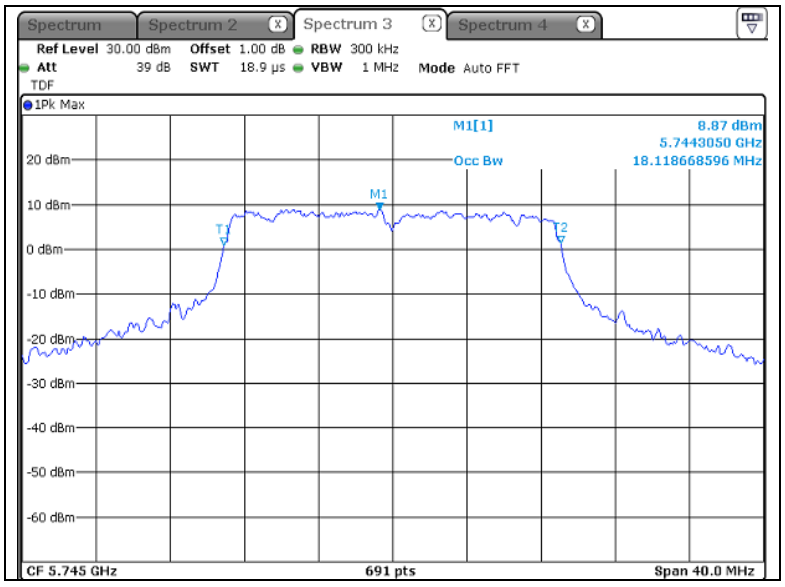

- 5 785 ㎒

EBW

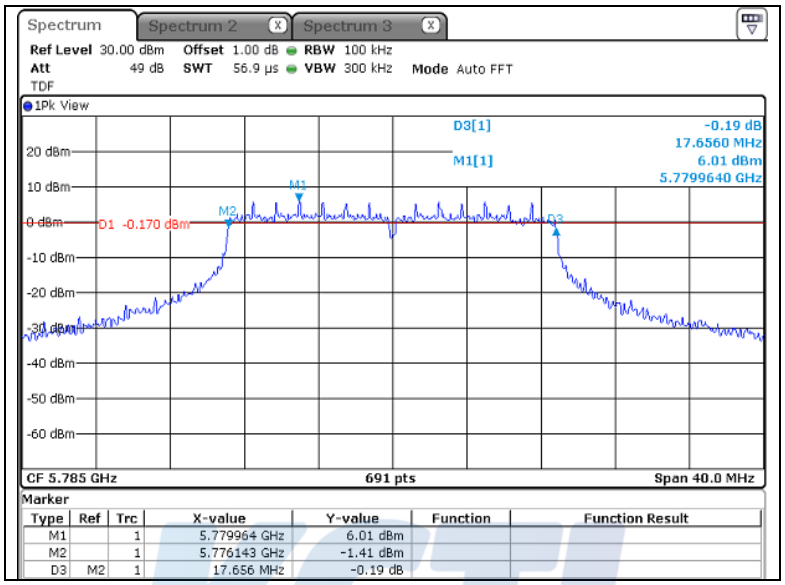
Spectrum
Spectrum 2
Spectrum 3
Ref Level 30.00 dBm Offset 1.00 dB RBW 100 kHz
Att 49 dB SWT 56.9 µs VBW 300 kHz Mode Auto FFT
TDF
1Pk View
D3[1] -0.19 dB
17.6560 MHz
M1[1] 6.01 dBm
5.7799640 GHz
D1 -0.170 dBm
CF 5.785 GHz 691 pts Span 40.0 MHz
Marker
Type Ref Trc X-value Y-value Function Function Result
M1 1 5.779964 GHz 6.01 dBm
M2 1 5.776143 GHz -1.41 dBm
D3 M2 1 17.656 MHz -0.19 dB

OBW

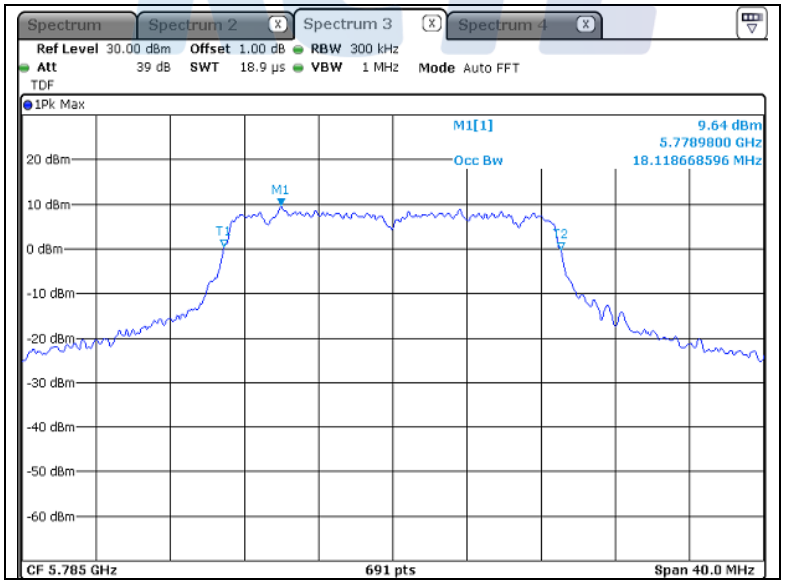
Spectrum
Spectrum 2
Spectrum 3
Spectrum 4
Ref Level 30.00 dBm Offset 1.00 dB RBW 300 kHz
Att 39 dB SWT 18.9 µs VBW 1 MHz Mode Auto FFT
TDF
1Pk Max
M1[1] 9.64 dBm
5.7789800 GHz
Occ Bw 18.118668596 MHz
CF 5.785 GHz 691 pts Span 40.0 MHz

- 5 825 ㎒

EBW

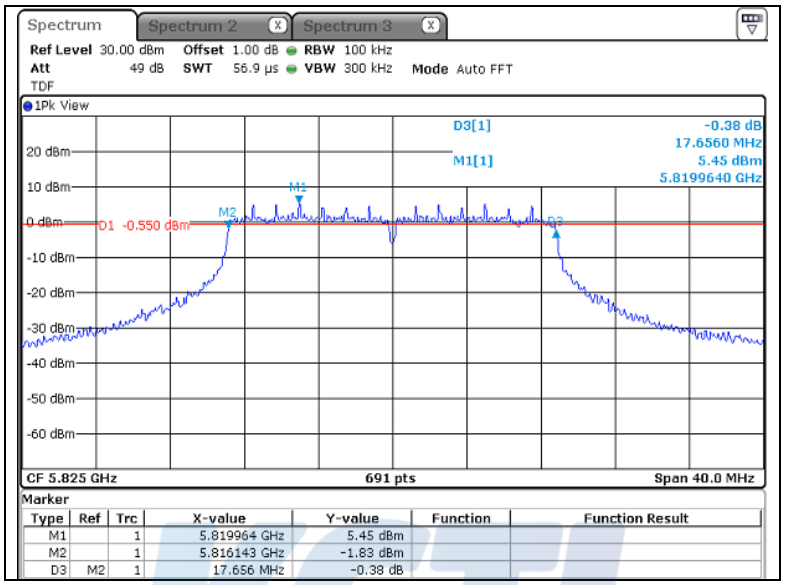
Spectrum
Spectrum 2
Spectrum 3
Ref Level 30.00 dBm Offset 1.00 dB RBW 100 kHz
Att 49 dB SWT 56.9 µs VBW 300 kHz Mode Auto FFT
TDF
1Pk View
D3[1] -0.38 dB
17.6560 MHz
M1[1] 5.45 dBm
5.8199640 GHz
D1 -0.550 dBm
CF 5.825 GHz
691 pts
Span 40.0 MHz
Marker
Type Ref Trc X-value Y-value Function Function Result
M1 1 5.819964 GHz 5.45 dBm
M2 1 5.816143 GHz -1.83 dBm
D3 M2 1 17.656 MHz -0.38 dB

OBW

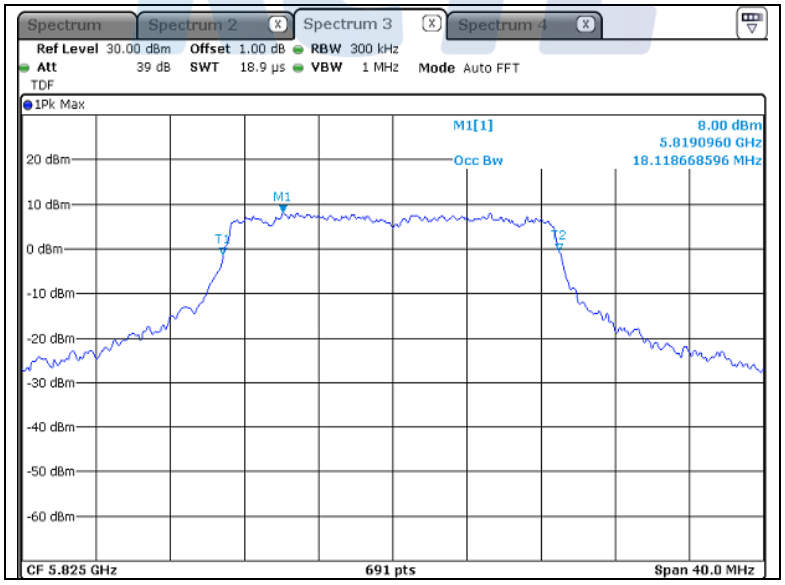
Spectrum
Spectrum 2
Spectrum 3
Spectrum 4
Ref Level 30.00 dBm Offset 1.00 dB RBW 300 kHz
Att 39 dB SWT 18.9 µs VBW 1 MHz Mode Auto FFT
TDF
1Pk Max
M1[1] 8.00 dBm
5.8190960 GHz
Occ Bw 18.118668596 MHz
CF 5.825 GHz
691 pts
Span 40.0 MHz

- 802.11ac VHT40

- 5 755 ㎒

EBW

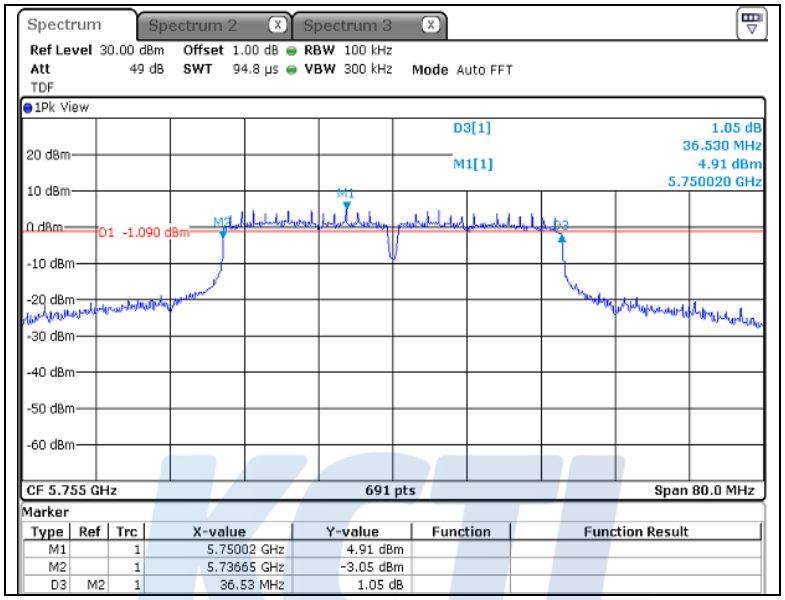

OBW

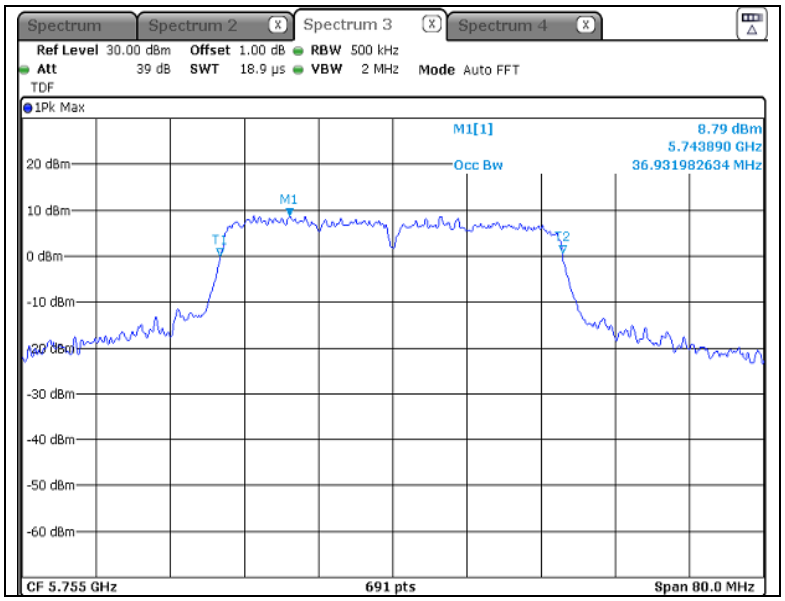

- 5 795 ㎒

EBW

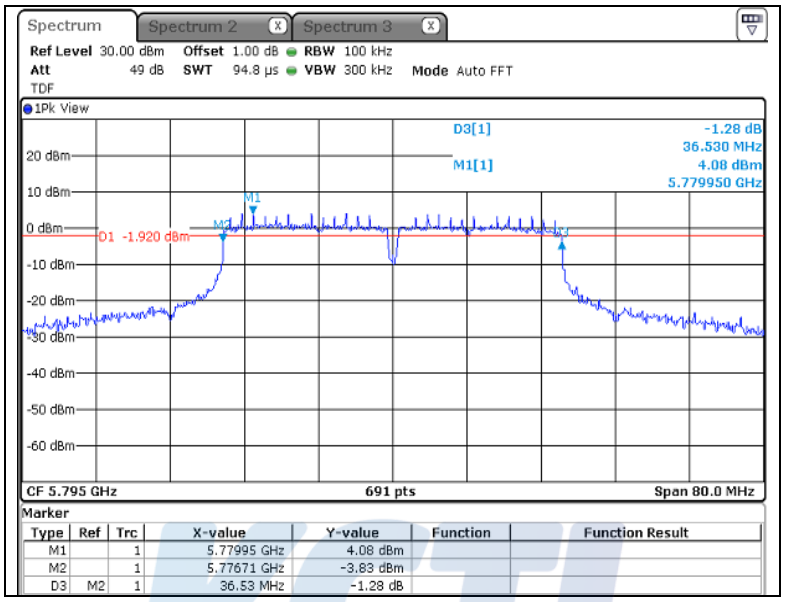
Spectrum
Spectrum 2
Spectrum 3
Ref Level 30.00 dBm Offset 1.00 dB RBW 100 kHz
Att 49 dB SWT 94.8 µs VBW 300 kHz Mode Auto FFT
TDF
1Pk View
D3[1] -1.28 dB
36.530 MHz
M1[1] 4.08 dBm
5.779950 GHz
D1 -1.920 dBm
CF 5.795 GHz 691 pts Span 80.0 MHz
Marker
Type Ref Trc X-value Y-value Function Function Result
M1 1 5.77995 GHz 4.08 dBm
M2 1 5.77671 GHz -3.83 dBm
D3 M2 1 36.53 MHz -1.28 dB

OBW

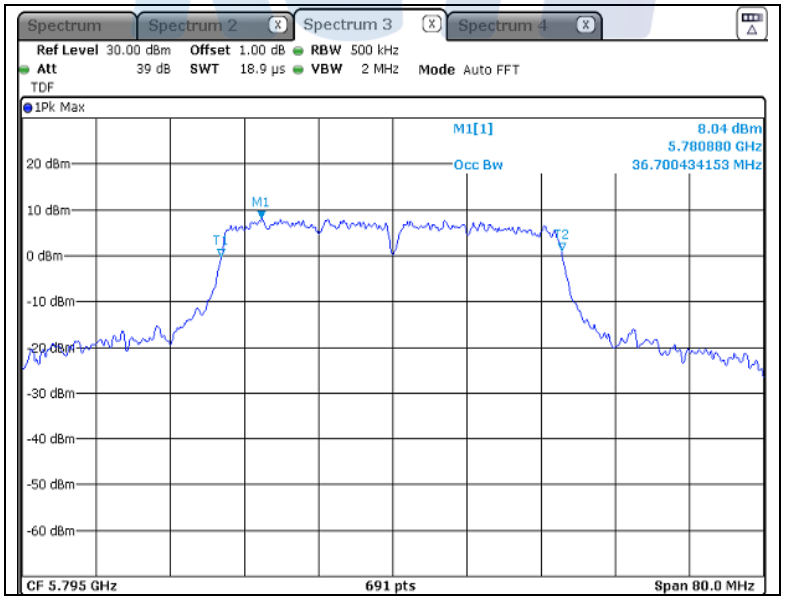
Spectrum
Spectrum 2
Spectrum 3
Spectrum 4
Ref Level 30.00 dBm Offset 1.00 dB RBW 500 kHz
Att 39 dB SWT 18.9 µs VBW 2 MHz Mode Auto FFT
TDF
1Pk Max
M1[1] 8.04 dBm
5.780880 GHz
Occ Bw 36.700434153 MHz
CF 5.795 GHz 691 pts Span 80.0 MHz

- 802.11ac VHT80

- 5 775 ㎒

EBW

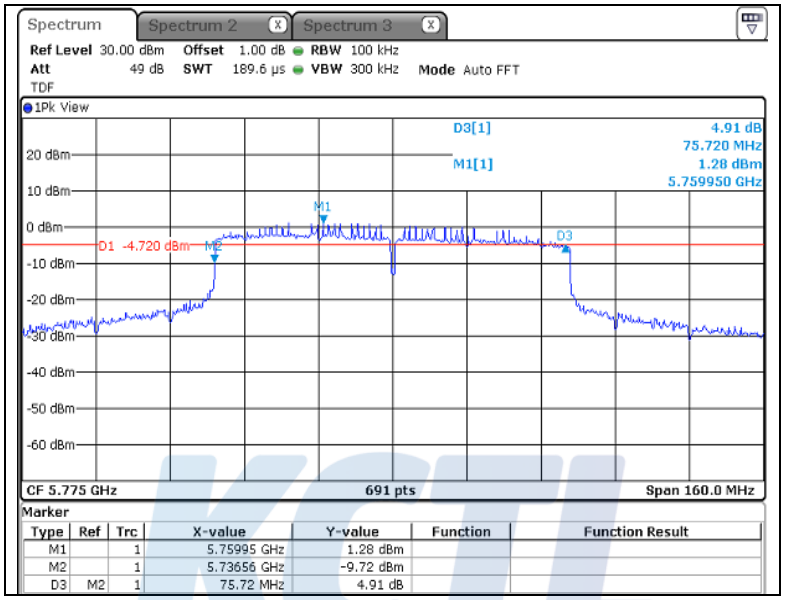

OBW

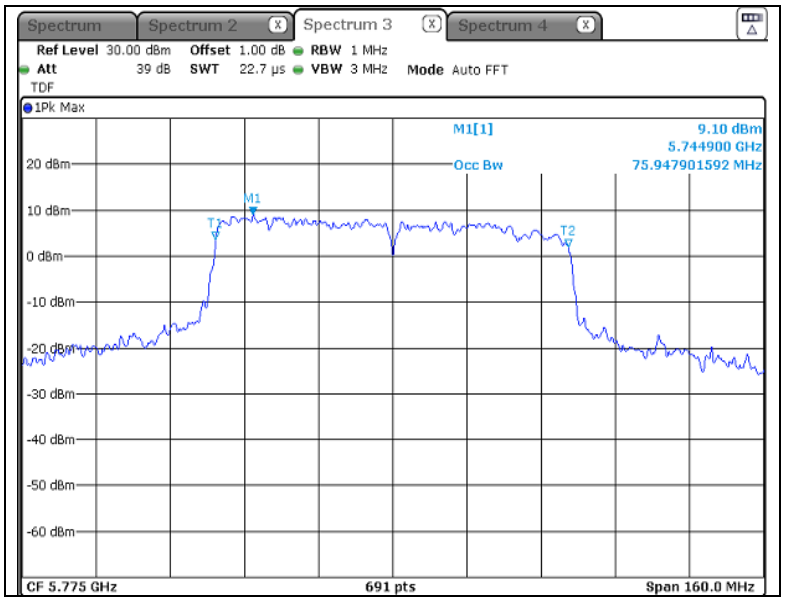

Ant 2

- 802.11a

- 5 745 ㎒

EBW

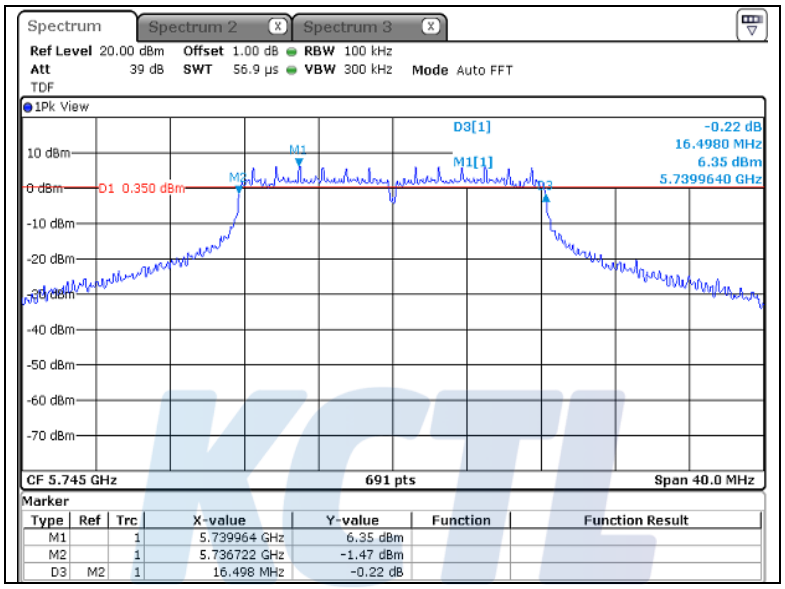

OBW

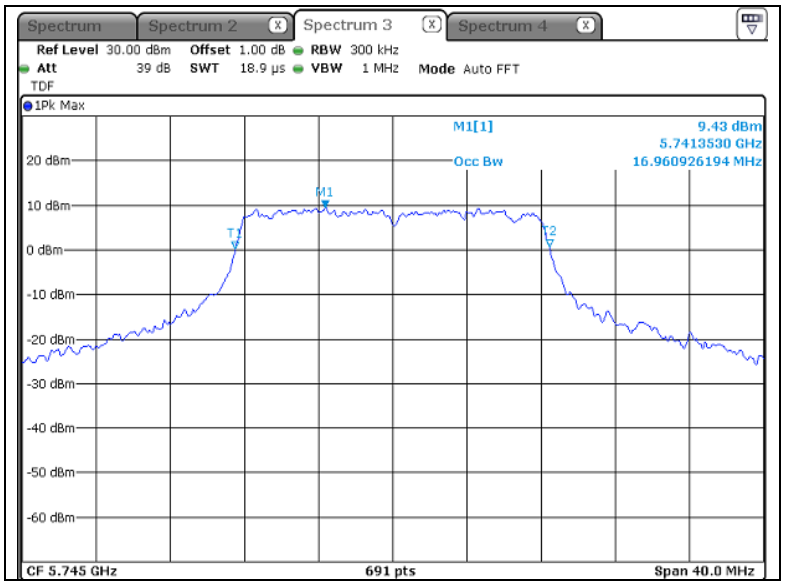

- 5 785 ㎒

EBW

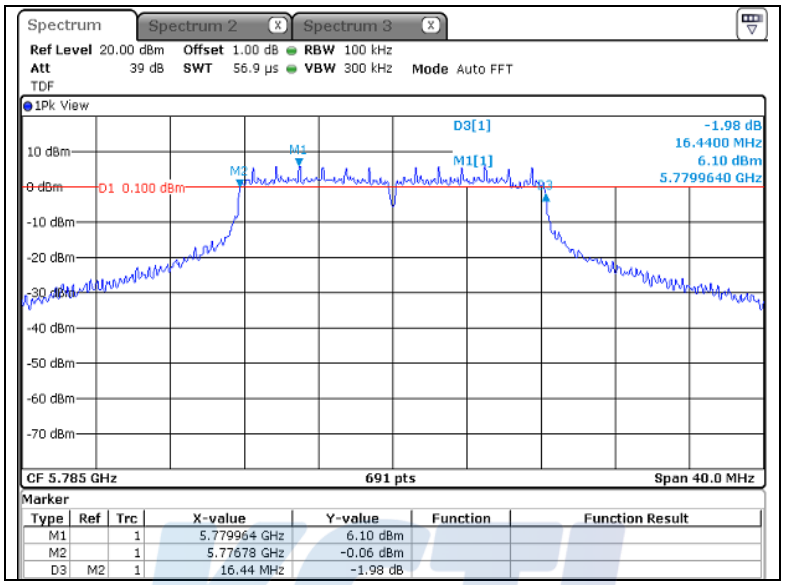
Spectrum
Spectrum 2
Spectrum 3
Ref Level 20.00 dBm Offset 1.00 dB RBW 100 kHz
Att 39 dB SWT 56.9 µs VBW 300 kHz Mode Auto FFT
TDF
1Pk View
D3[1] -1.98 dB
16.4400 MHz
M1[1] 6.10 dBm
5.7799640 GHz
M1
M2
D1 0.100 dBm
10 dBm
0 dBm
-10 dBm
-20 dBm
-30 dBm
-40 dBm
-50 dBm
-60 dBm
-70 dBm
CF 5.785 GHz
691 pts
Span 40.0 MHz
Marker
Type Ref Trc X-value Y-value Function Function Result
M1 1 5.779964 GHz 6.10 dBm
M2 1 5.77678 GHz -0.06 dBm
D3 M2 1 16.44 MHz -1.98 dB

OBW

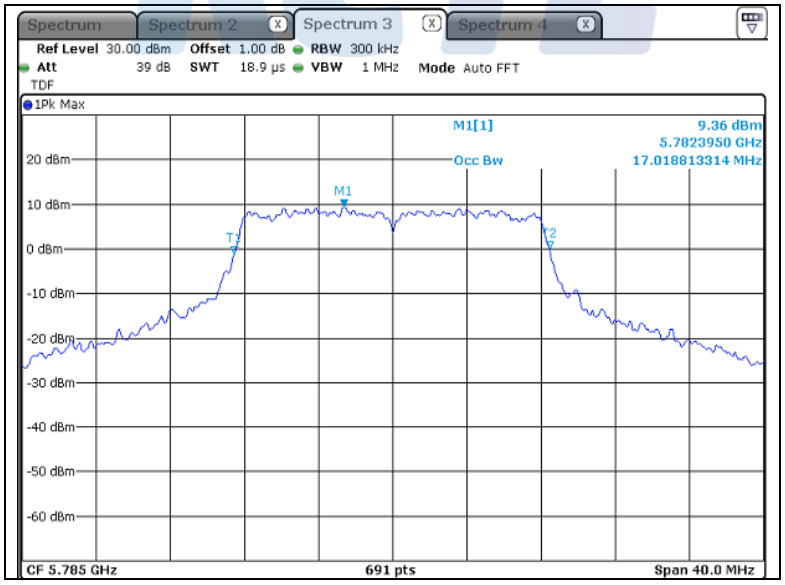
Spectrum
Spectrum 2
Spectrum 3
Spectrum 4
Ref Level 30.00 dBm Offset 1.00 dB RBW 300 kHz
Att 39 dB SWT 18.9 µs VBW 1 MHz Mode Auto FFT
TDF
1Pk Max
M1[1] 9.36 dBm
5.7823950 GHz
Occ Bw 17.018813314 MHz
M1
T1
T2
20 dBm
10 dBm
0 dBm
-10 dBm
-20 dBm
-30 dBm
-40 dBm
-50 dBm
-60 dBm
CF 5.785 GHz
691 pts
Span 40.0 MHz

- 5 825 ㎒

EBW

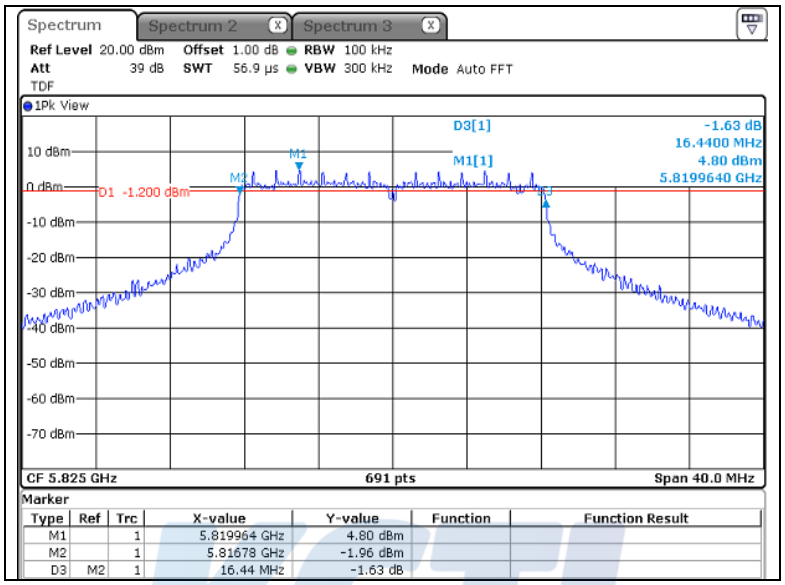
Spectrum
Spectrum 2
Spectrum 3
Ref Level 20.00 dBm Offset 1.00 dB RBW 100 kHz
Att 39 dB SWT 56.9 µs VBW 300 kHz Mode Auto FFT
TDF
1Pk View
D3[1] -1.63 dB
16.4400 MHz
M1[1] 4.80 dBm
5.8199640 GHz
D1 -1.200 dBm
CF 5.825 GHz 691 pts Span 40.0 MHz
Marker
Type Ref Trc X-value Y-value Function Function Result
M1 1 5.819964 GHz 4.80 dBm
M2 1 5.81678 GHz -1.96 dBm
D3 M2 1 16.44 MHz -1.63 dB

OBW

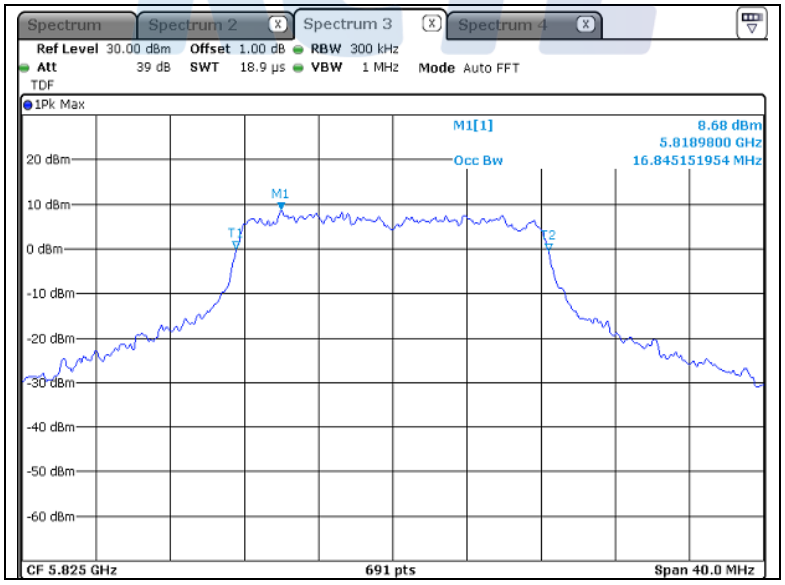
Spectrum
Spectrum 2
Spectrum 3
Spectrum 4
Ref Level 30.00 dBm Offset 1.00 dB RBW 300 kHz
Att 39 dB SWT 18.9 µs VBW 1 MHz Mode Auto FFT
TDF
1Pk Max
M1[1] 8.68 dBm
5.8189800 GHz
Occ Bw 16.845151954 MHz
CF 5.825 GHz 691 pts Span 40.0 MHz

- 802.11n HT20

- 5 745 ㎒

EBW

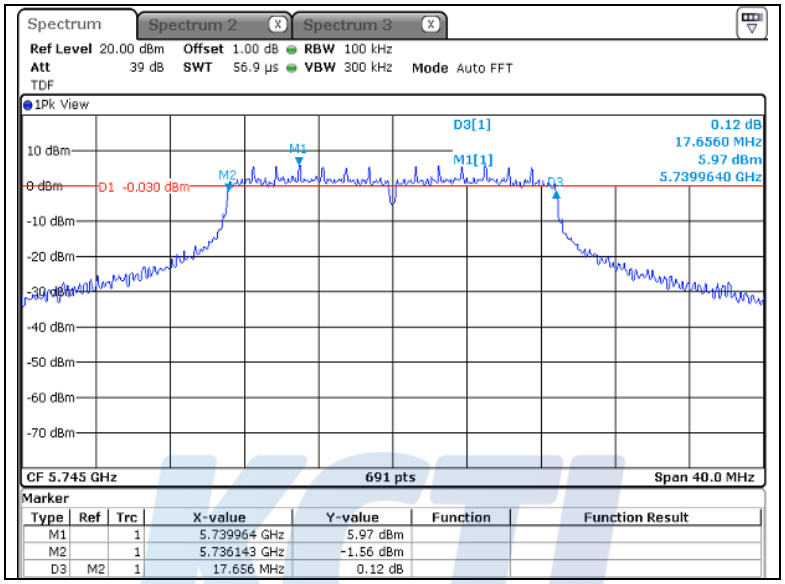

OBW

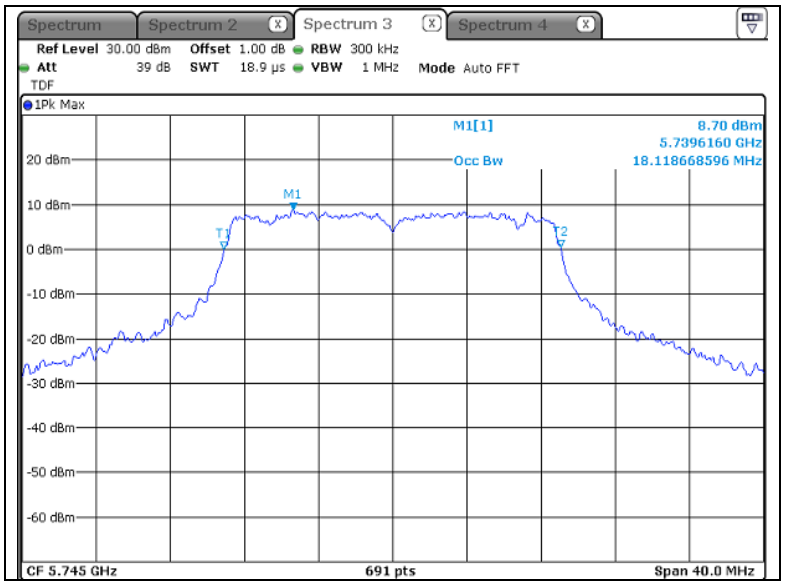

- 5 785 ㎒

EBW

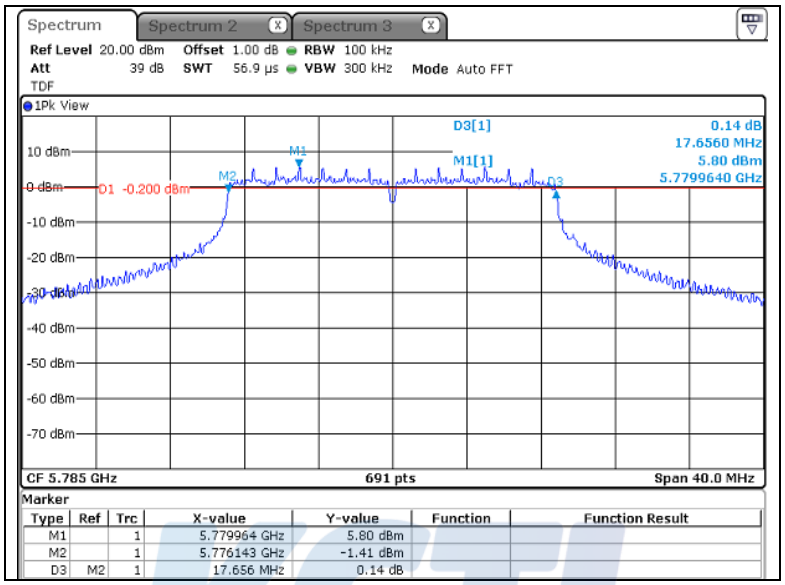
Spectrum
Spectrum 2
Spectrum 3
Ref Level 20.00 dBm Offset 1.00 dB RBW 100 kHz
Att 39 dB SWT 56.9 µs VBW 300 kHz Mode Auto FFT
TDF
1Pk View
D3[1] 0.14 dB
17.6560 MHz
M1[1] 5.80 dBm
5.7799640 GHz
D1 -0.200 dBm
CF 5.785 GHz
691 pts
Span 40.0 MHz
Marker
Type Ref Trc X-value Y-value Function Function Result
M1 1 5.779964 GHz 5.80 dBm
M2 1 5.776143 GHz -1.41 dBm
D3 M2 1 17.656 MHz 0.14 dB

OBW

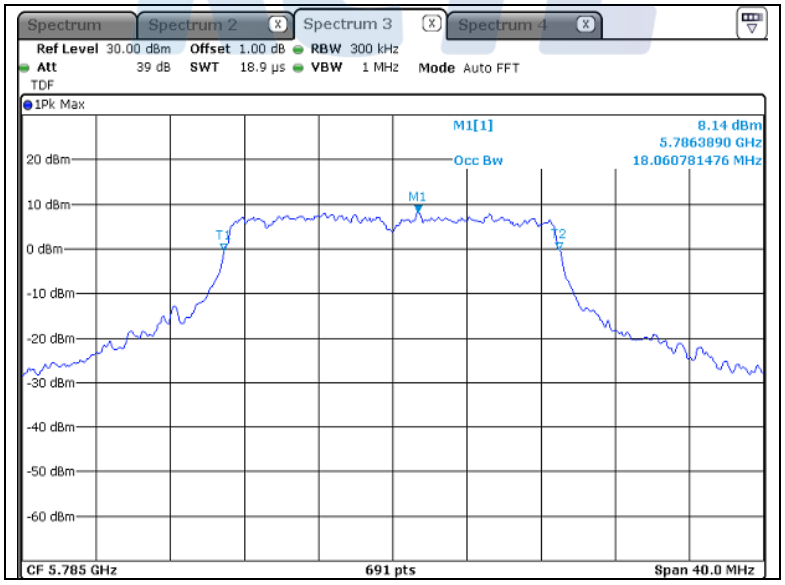
Spectrum
Spectrum 2
Spectrum 3
Spectrum 4
Ref Level 30.00 dBm Offset 1.00 dB RBW 300 kHz
Att 39 dB SWT 18.9 µs VBW 1 MHz Mode Auto FFT
TDF
1Pk Max
M1[1] 8.14 dBm
5.7863890 GHz
Occ Bw 18.060781476 MHz
CF 5.785 GHz
691 pts
Span 40.0 MHz

- 5 825 ㎒

EBW

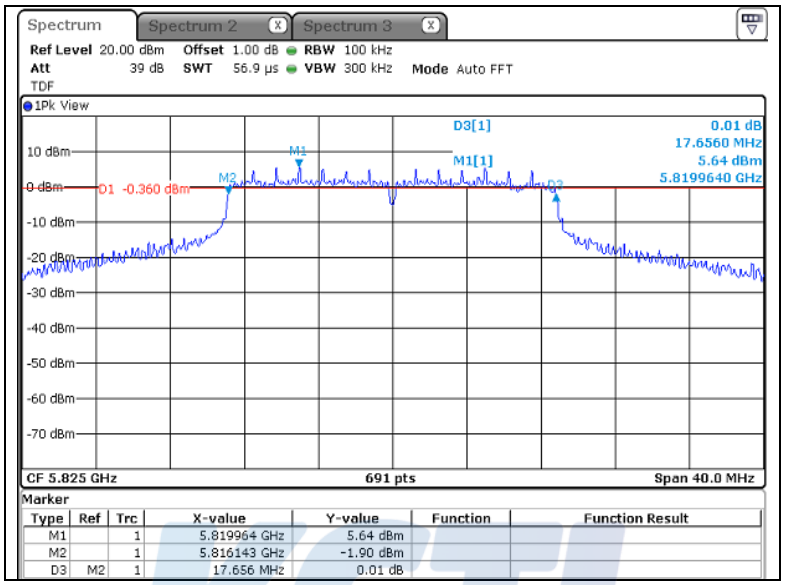
Spectrum
Spectrum 2
Spectrum 3
Ref Level 20.00 dBm Offset 1.00 dB RBW 100 kHz
Att 39 dB SWT 56.9 µs VBW 300 kHz Mode Auto FFT
TDF
1Pk View
D3[1] 0.01 dB
17.6560 MHz
M1[1] 5.64 dBm
5.8199640 GHz
D1 -0.360 dBm
CF 5.825 GHz 691 pts Span 40.0 MHz
Marker
Type Ref Trc X-value Y-value Function Function Result
M1 1 5.819964 GHz 5.64 dBm
M2 1 5.816143 GHz -1.90 dBm
D3 M2 1 17.656 MHz 0.01 dB

OBW

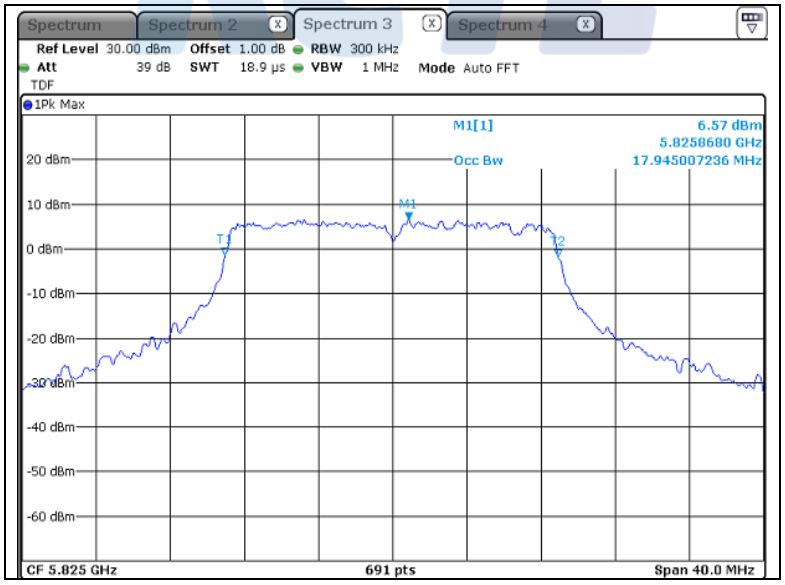
Spectrum
Spectrum 2
Spectrum 3
Spectrum 4
Ref Level 30.00 dBm Offset 1.00 dB RBW 300 kHz
Att 39 dB SWT 18.9 µs VBW 1 MHz Mode Auto FFT
TDF
1Pk Max
M1[1] 6.57 dBm
5.8258680 GHz
Occ Bw 17.945007236 MHz
CF 5.825 GHz 691 pts Span 40.0 MHz

- 802.11n HT40

- 5 755 ㎒

EBW

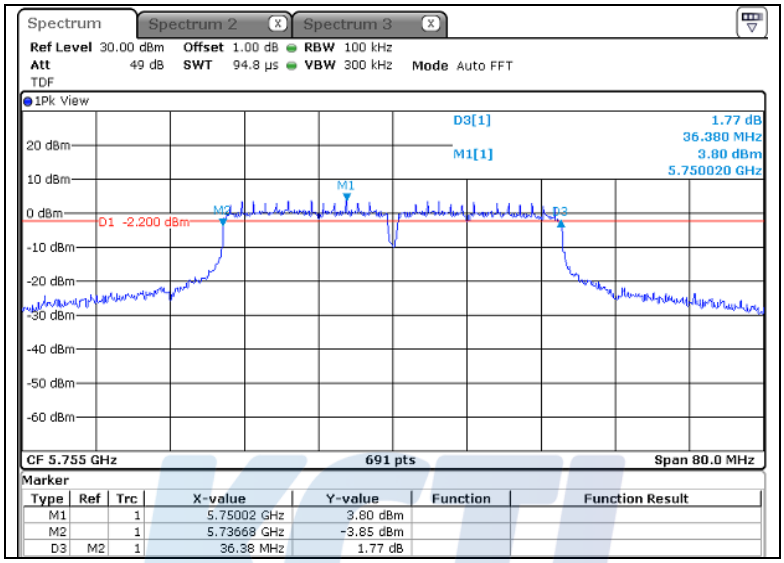

OBW

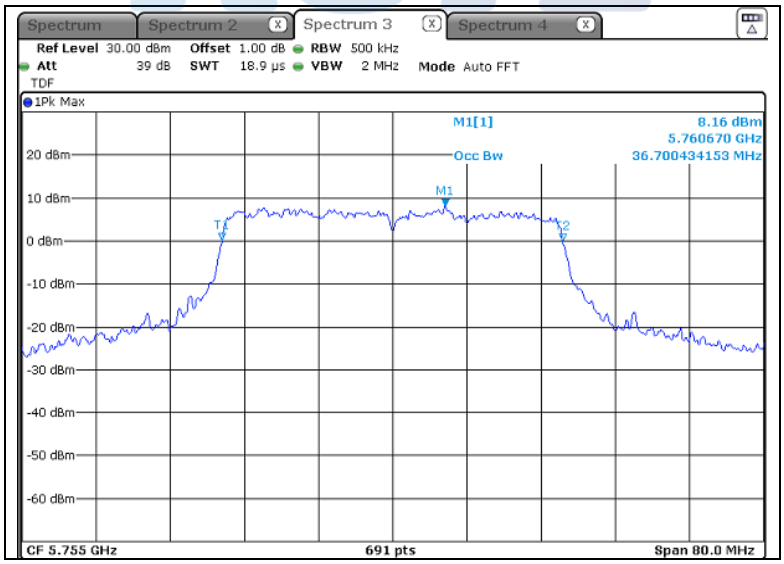

- 5 795 ㎒

EBW

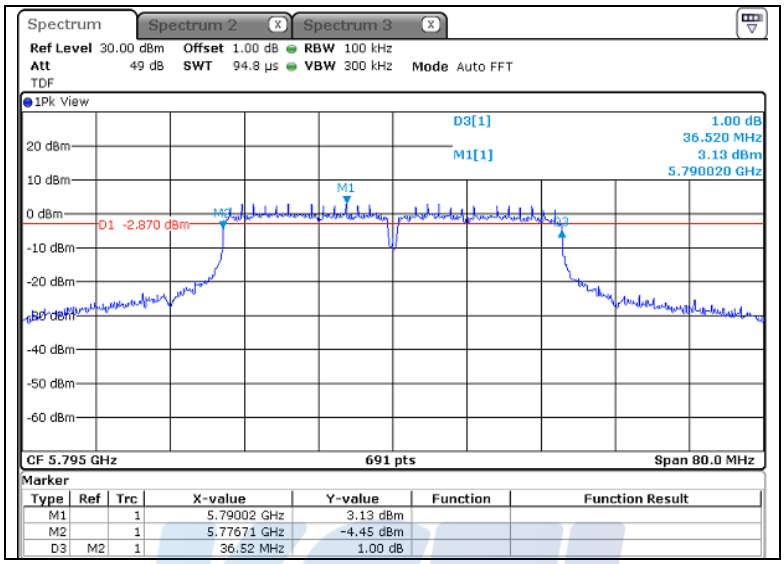
Spectrum
Spectrum 2
Spectrum 3
Ref Level 30.00 dBm Offset 1.00 dB RBW 100 kHz
Att 49 dB SWT 94.8 µs VBW 300 kHz Mode Auto FFT
TDF
1Pk View
D3[1] 1.00 dB
36.520 MHz
M1[1] 3.13 dBm
5.790020 GHz
D1 -2.870 dBm
CF 5.795 GHz
691 pts
Span 80.0 MHz
Marker
Type Ref Trc X-value Y-value Function Function Result
M1 1 5.79002 GHz 3.13 dBm
M2 1 5.77671 GHz -4.45 dBm
D3 M2 1 36.52 MHz 1.00 dB

OBW

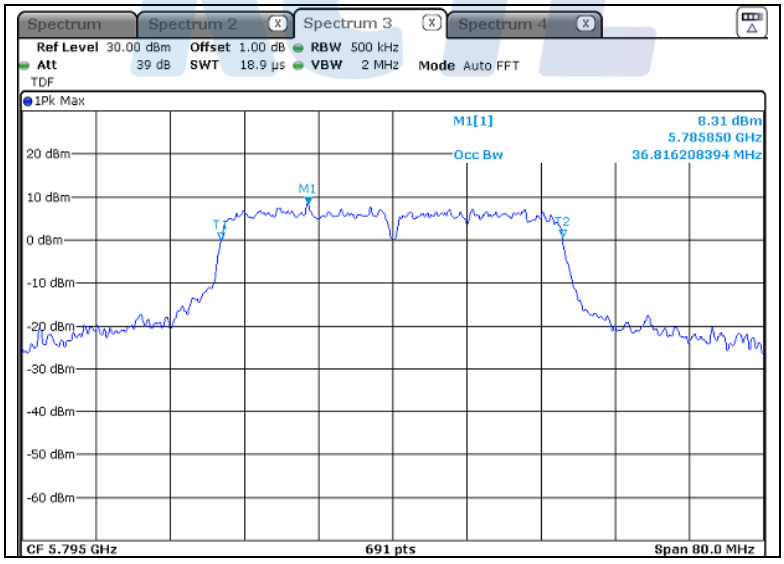
Spectrum
Spectrum 2
Spectrum 3
Spectrum 4
Ref Level 30.00 dBm Offset 1.00 dB RBW 500 kHz
Att 39 dB SWT 18.9 µs VBW 2 MHz Mode Auto FFT
TDF
1Pk Max
M1[1] 8.31 dBm
5.785850 GHz
Occ Bw 36.816208394 MHz
CF 5.795 GHz
691 pts
Span 80.0 MHz

- 802.11ac VHT20

- 5 745 ㎒

EBW

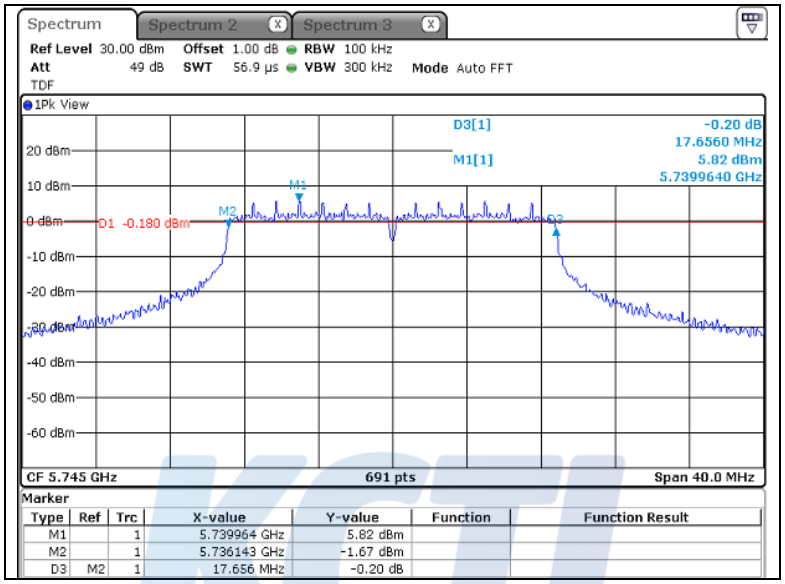

OBW

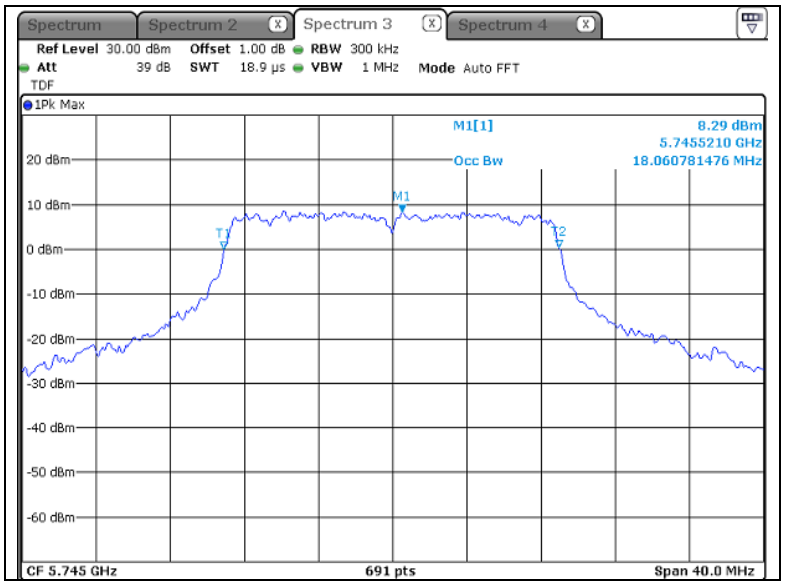

- 5 785 ㎒

EBW

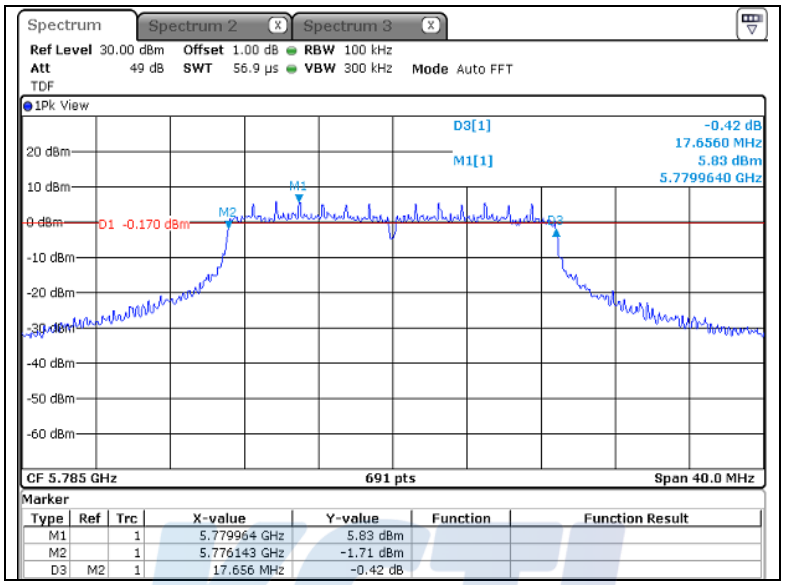
Spectrum
Spectrum 2
Spectrum 3
Ref Level 30.00 dBm Offset 1.00 dB RBW 100 kHz
Att 49 dB SWT 56.9 µs VBW 300 kHz Mode Auto FFT
TDF
1Pk View
D3[1] -0.42 dB
17.6560 MHz
M1[1] 5.83 dBm
5.7799640 GHz
D1 -0.170 dBm
CF 5.785 GHz
691 pts
Span 40.0 MHz
Marker
Type Ref Trc X-value Y-value Function Function Result
M1 1 5.779964 GHz 5.83 dBm
M2 1 5.776143 GHz -1.71 dBm
D3 M2 1 17.656 MHz -0.42 dB

OBW

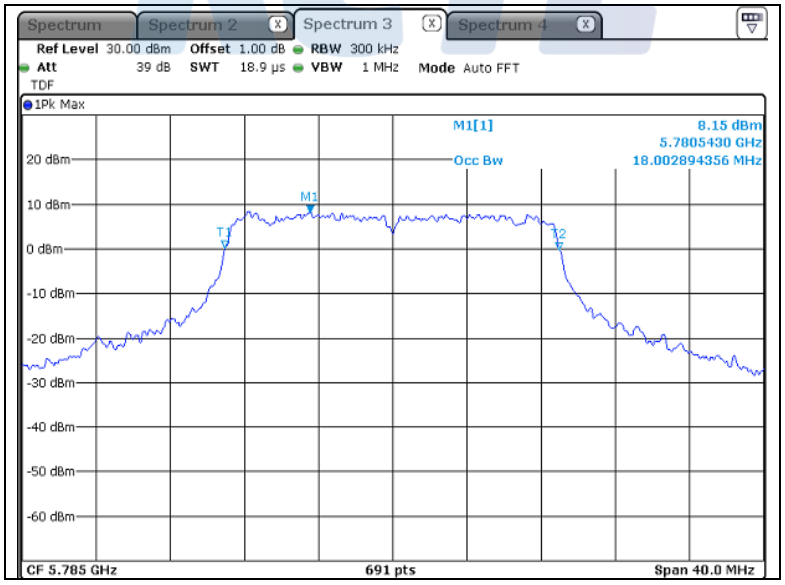
Spectrum
Spectrum 2
Spectrum 3
Spectrum 4
Ref Level 30.00 dBm Offset 1.00 dB RBW 300 kHz
Att 39 dB SWT 18.9 µs VBW 1 MHz Mode Auto FFT
TDF
1Pk Max
M1[1] 8.15 dBm
5.7805430 GHz
Occ Bw 18.002894356 MHz
CF 5.785 GHz
691 pts
Span 40.0 MHz

- 5 825 ㎒

EBW

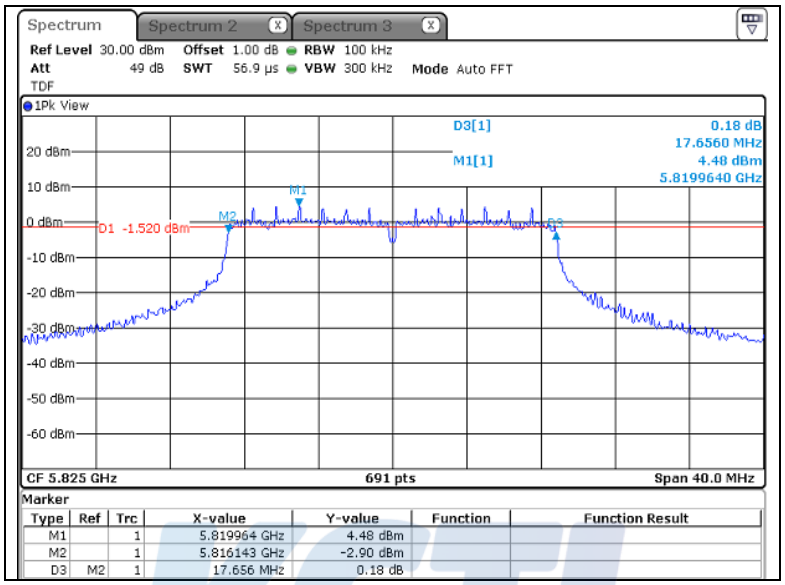
Spectrum
Spectrum 2
Spectrum 3
Ref Level 30.00 dBm Offset 1.00 dB RBW 100 kHz
Att 49 dB SWT 56.9 µs VBW 300 kHz Mode Auto FFT
TDF
1Pk View
D3[1] 0.18 dB
17.6560 MHz
M1[1] 4.48 dBm
5.8199640 GHz
D1 -1.520 dBm
CF 5.825 GHz 691 pts Span 40.0 MHz
Marker
Type Ref Trc X-value Y-value Function Function Result
M1 1 5.819964 GHz 4.48 dBm
M2 1 5.816143 GHz -2.90 dBm
D3 M2 1 17.656 MHz 0.18 dB

OBW

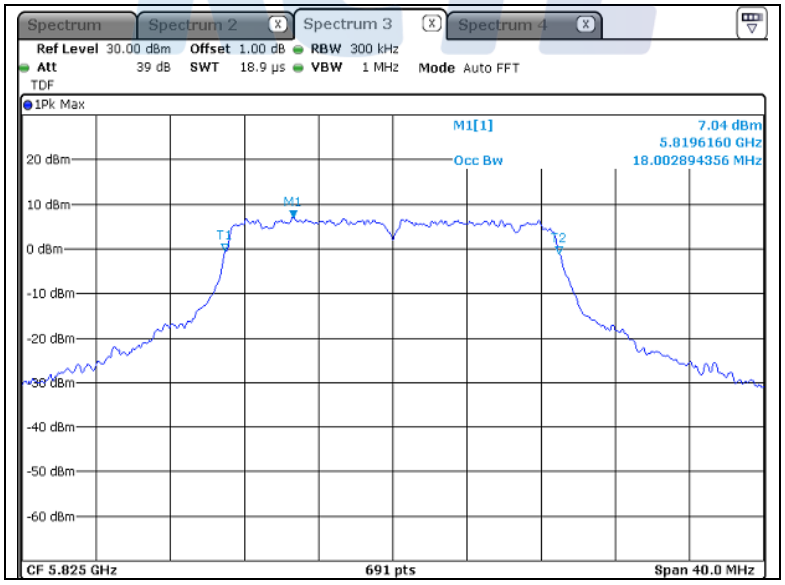
Spectrum
Spectrum 2
Spectrum 3
Spectrum 4
Ref Level 30.00 dBm Offset 1.00 dB RBW 300 kHz
Att 39 dB SWT 18.9 µs VBW 1 MHz Mode Auto FFT
TDF
1Pk Max
M1[1] 7.04 dBm
5.8196160 GHz
Occ Bw 18.002894356 MHz
CF 5.825 GHz 691 pts Span 40.0 MHz

- 802.11ac VHT40

- 5 755 ㎒

EBW

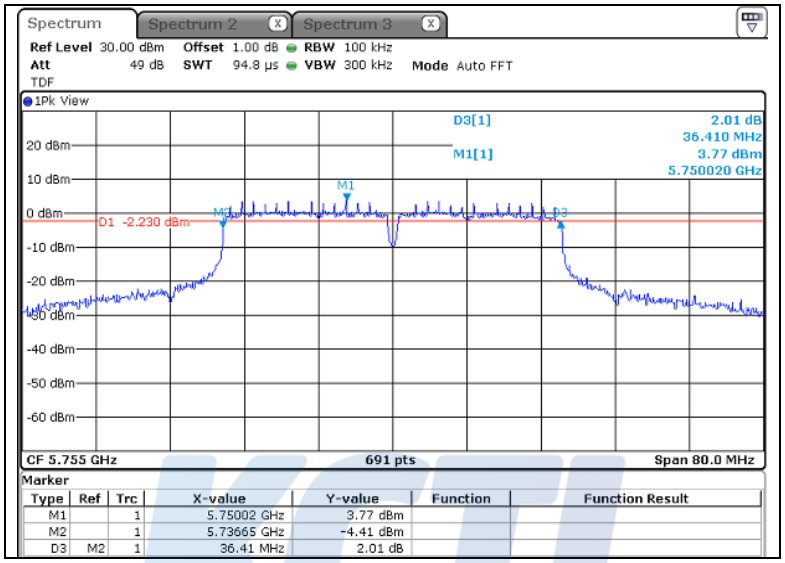

OBW

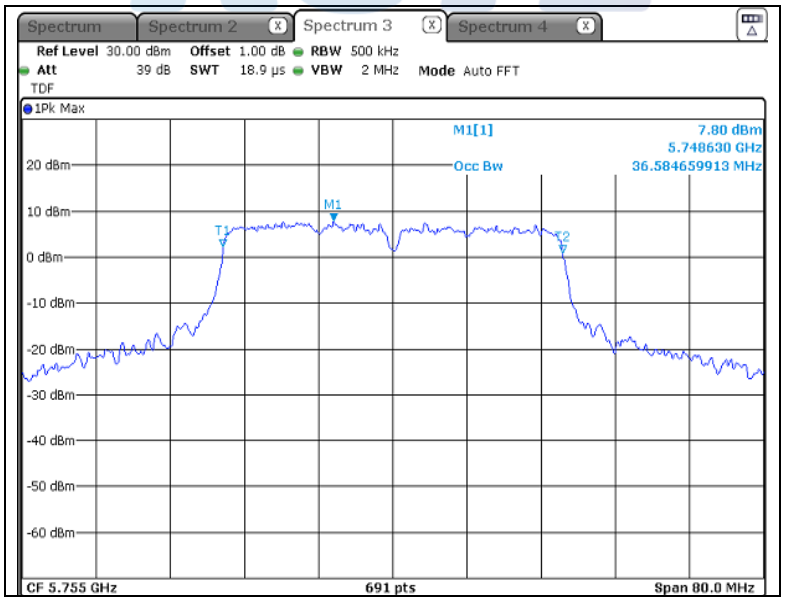

- 5 795 ㎒

EBW

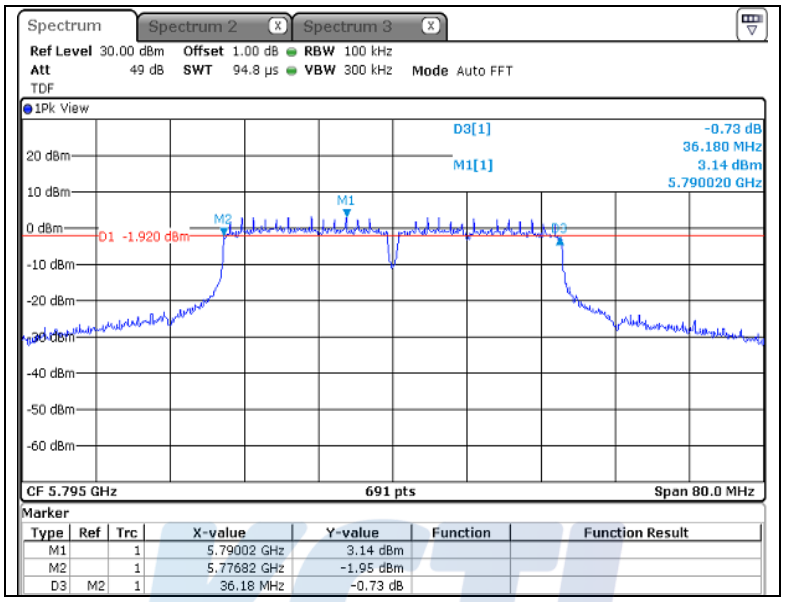
Spectrum
Spectrum 2
Spectrum 3
Ref Level 30.00 dBm Offset 1.00 dB RBW 100 kHz
Att 49 dB SWT 94.8 µs VBW 300 kHz Mode Auto FFT
TDF
1Pk View
D3[1] -0.73 dB
36.180 MHz
M1[1] 3.14 dBm
5.790020 GHz
D1 -1.920 dBm
CF 5.795 GHz 691 pts Span 80.0 MHz
Marker
Type Ref Trc X-value Y-value Function Function Result
M1 1 5.79002 GHz 3.14 dBm
M2 1 5.77682 GHz -1.95 dBm
D3 M2 1 36.18 MHz -0.73 dB

OBW

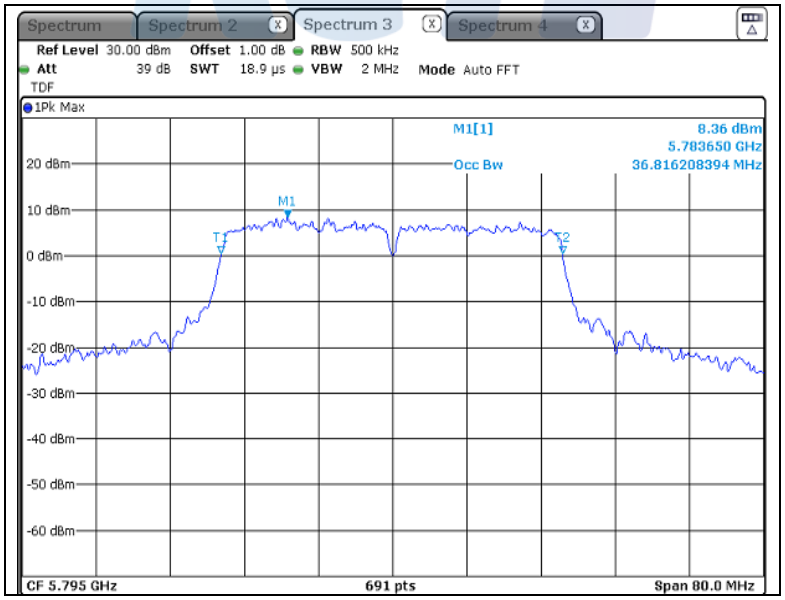
Spectrum
Spectrum 2
Spectrum 3
Spectrum 4
Ref Level 30.00 dBm Offset 1.00 dB RBW 500 kHz
Att 39 dB SWT 18.9 µs VBW 2 MHz Mode Auto FFT
TDF
1Pk Max
M1[1] 8.36 dBm
5.783650 GHz
Occ Bw 36.816208394 MHz
CF 5.795 GHz 691 pts Span 80.0 MHz

- 802.11ac VHT80

- 5 775 ㎒

EBW

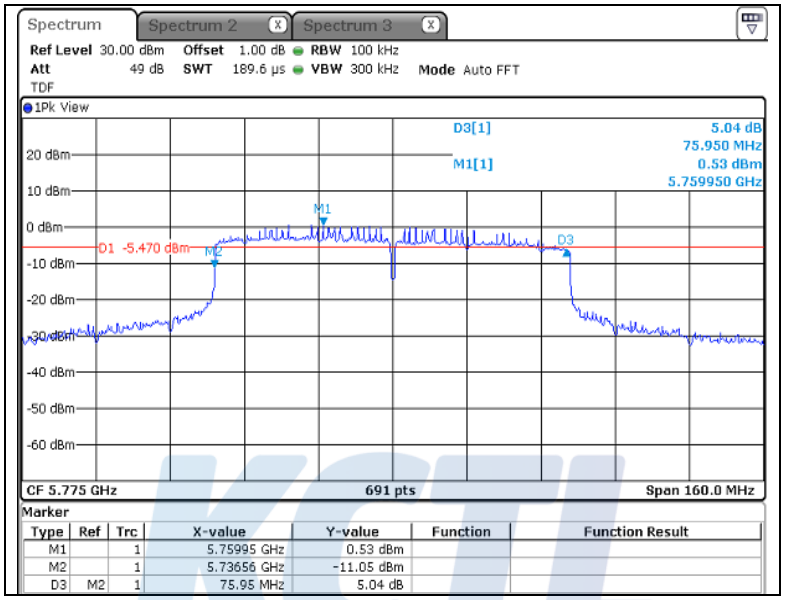

OBW

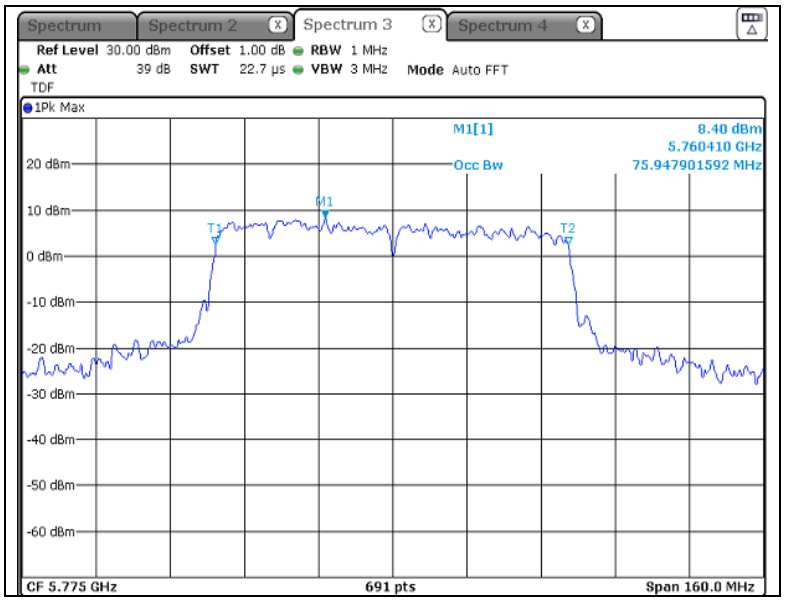

MIMO (ANT 0+1)

- 802.11n HT20

- 5 745 ㎒

EBW

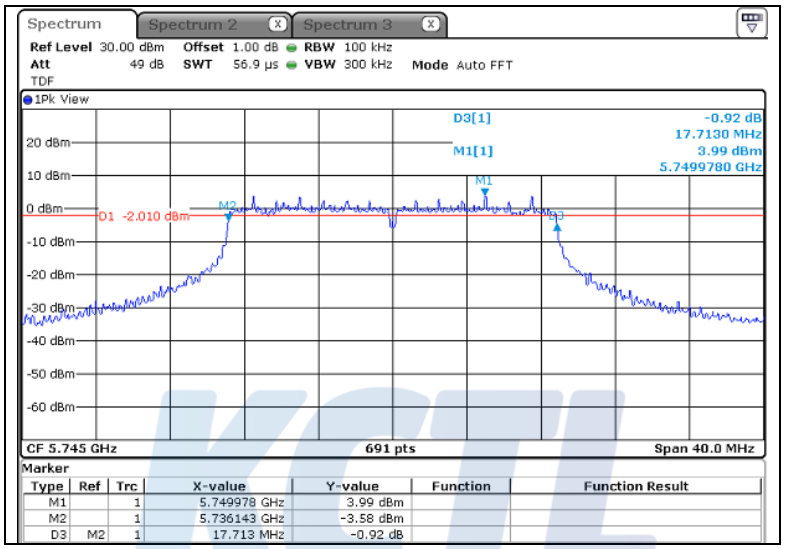

OBW

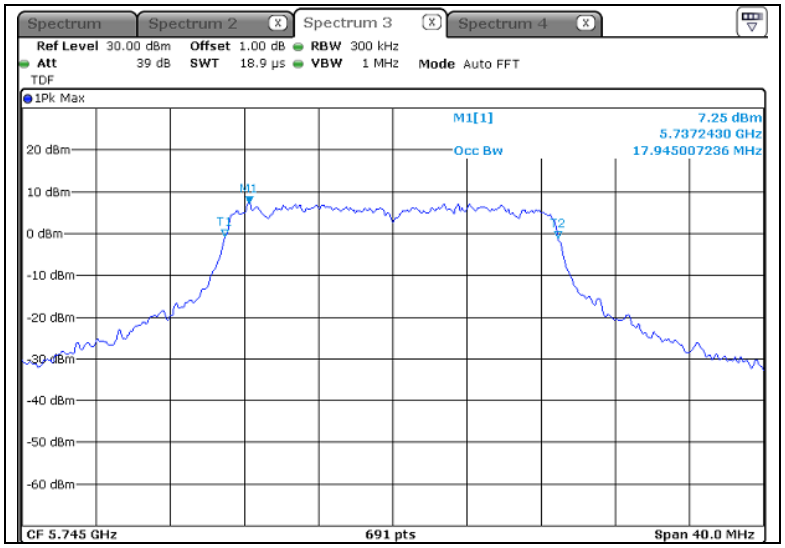

- 5 785 ㎒

EBW

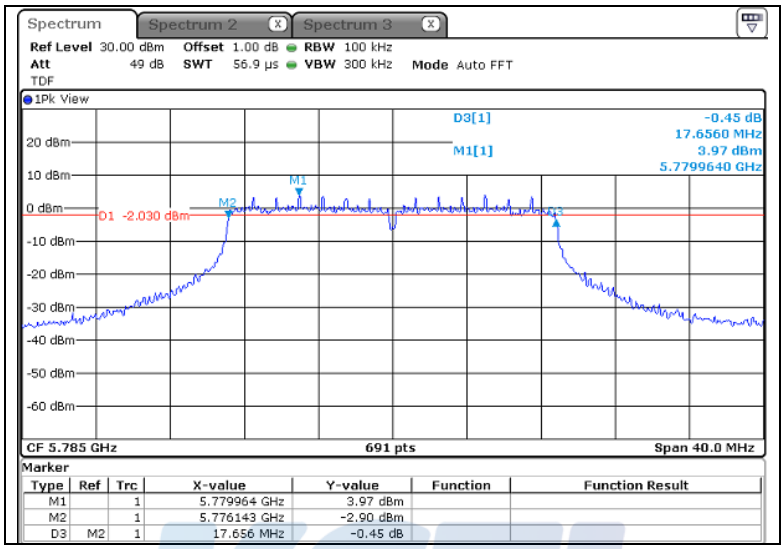
Spectrum
Spectrum 2
Spectrum 3
Ref Level 30.00 dBm Offset 1.00 dB RBW 100 kHz
Att 49 dB SWT 56.9 µs VBW 300 kHz Mode Auto FFT
TDF
1Pk View
D3[1] -0.45 dB
17.6560 MHz
M1[1] 3.97 dBm
5.7799640 GHz
D1 -2.030 dBm
CF 5.785 GHz 691 pts Span 40.0 MHz
Marker
Type Ref Trc X-value Y-value Function Function Result
M1 1 5.779964 GHz 3.97 dBm
M2 1 5.776143 GHz -2.90 dBm
D3 M2 1 17.656 MHz -0.45 dB

OBW

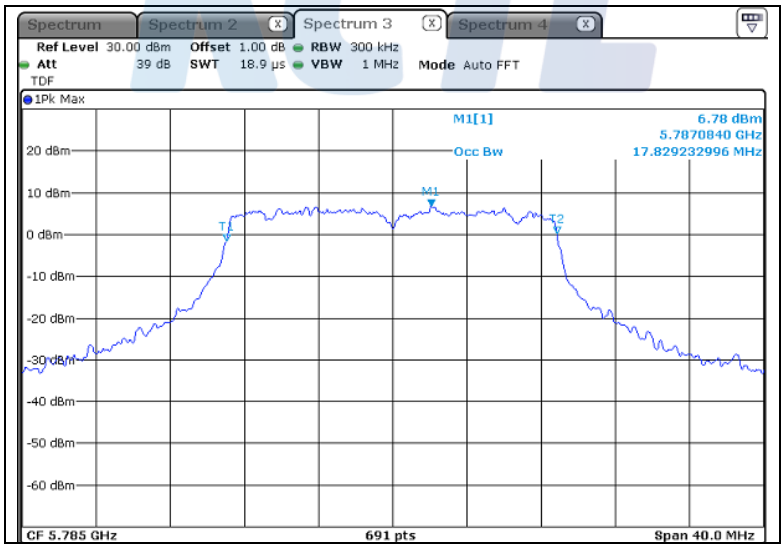
Spectrum
Spectrum 2
Spectrum 3
Spectrum 4
Ref Level 30.00 dBm Offset 1.00 dB RBW 300 kHz
Att 39 dB SWT 18.9 µs VBW 1 MHz Mode Auto FFT
TDF
1Pk Max
M1[1] 6.78 dBm
5.7870840 GHz
Occ Bw 17.829232996 MHz
CF 5.785 GHz 691 pts Span 40.0 MHz

- 5 825 ㎒

EBW

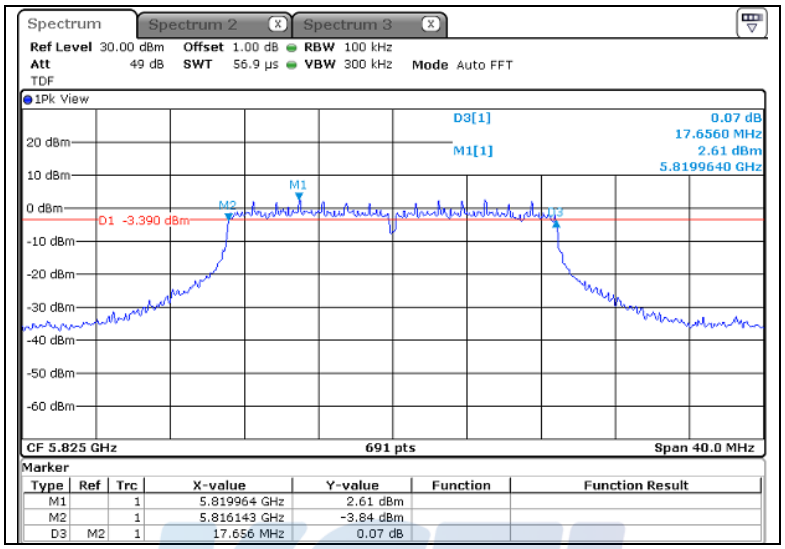
Spectrum
Spectrum 2
Spectrum 3
Ref Level 30.00 dBm Offset 1.00 dB RBW 100 kHz
Att 49 dB SWT 56.9 µs VBW 300 kHz Mode Auto FFT
TDF
1Pk View
D3[1] 0.07 dB
17.6560 MHz
M1[1] 2.61 dBm
5.8199640 GHz
D1 -3.390 dBm
CF 5.825 GHz
691 pts
Span 40.0 MHz
Marker
Type Ref Trc X-value Y-value Function Function Result
M1 1 5.819964 GHz 2.61 dBm
M2 1 5.816143 GHz -3.84 dBm
D3 M2 1 17.656 MHz 0.07 dB

OBW

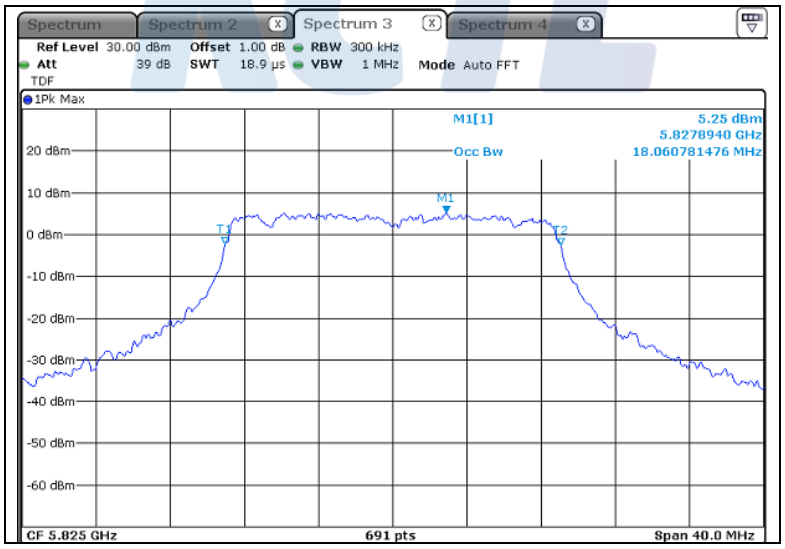
Spectrum
Spectrum 2
Spectrum 3
Spectrum 4
Ref Level 30.00 dBm Offset 1.00 dB RBW 300 kHz
Att 39 dB SWT 18.9 µs VBW 1 MHz Mode Auto FFT
TDF
1Pk Max
M1[1] 5.25 dBm
5.8278940 GHz
Occ Bw 18.060781476 MHz
CF 5.825 GHz
691 pts
Span 40.0 MHz

- 802.11n HT40

- 5 755 ㎒

EBW

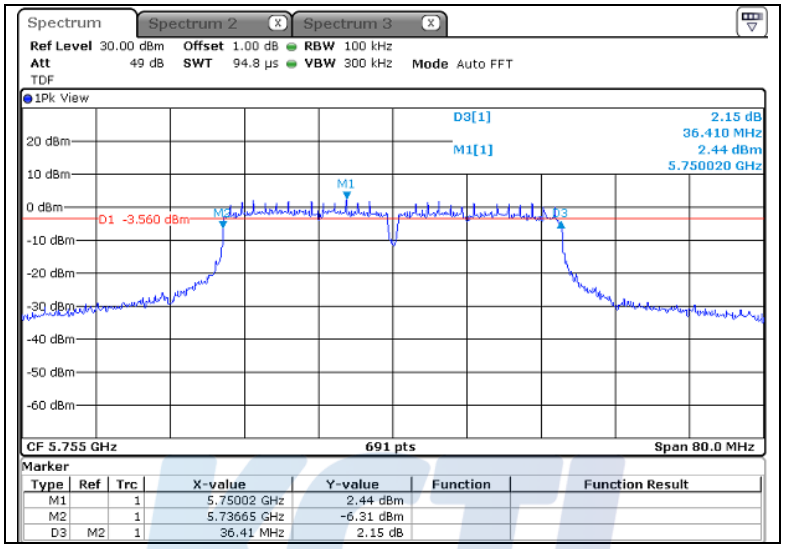

OBW

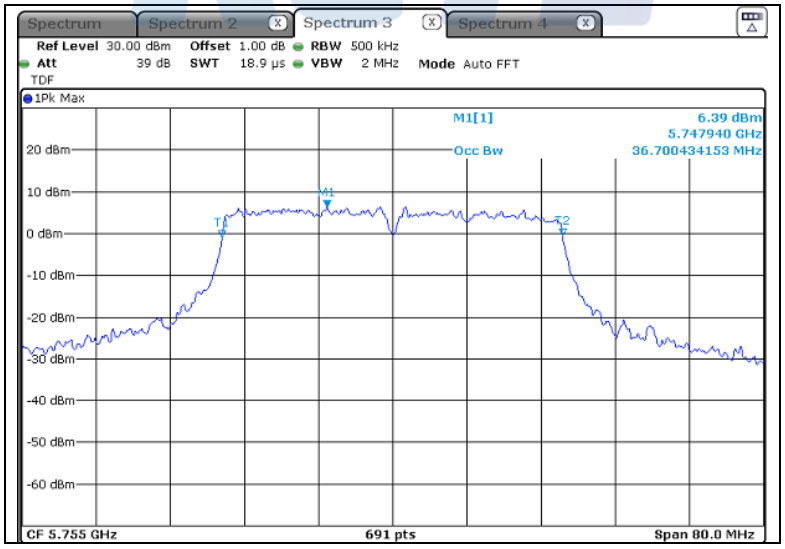

- 5 795 ㎒

EBW

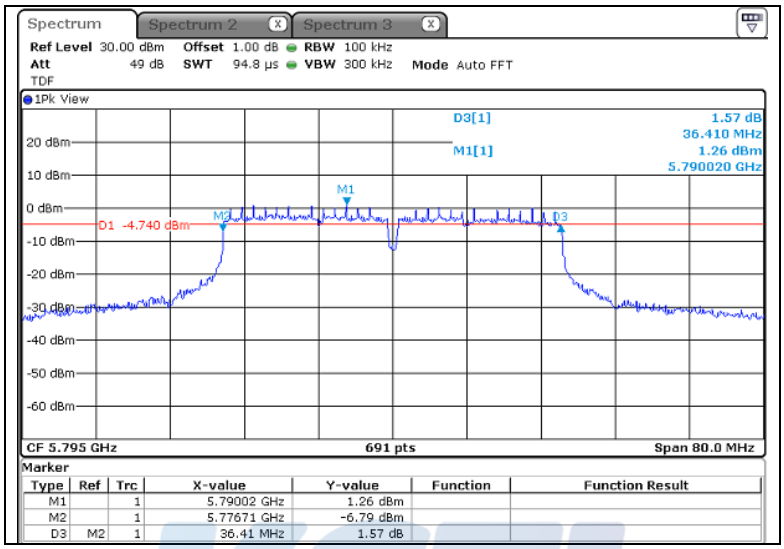
Spectrum
Spectrum 2
Spectrum 3
Ref Level 30.00 dBm Offset 1.00 dB RBW 100 kHz
Att 49 dB SWT 94.8 µs VBW 300 kHz Mode Auto FFT
TDF
1Pk View
D3[1] 1.57 dB
36.410 MHz
M1[1] 1.26 dBm
5.790020 GHz
D1 -4.740 dBm
CF 5.795 GHz
691 pts
Span 80.0 MHz
Marker
Type Ref Trc X-value Y-value Function Function Result
M1 1 5.79002 GHz 1.26 dBm
M2 1 5.77671 GHz -6.79 dBm
D3 M2 1 36.41 MHz 1.57 dB

OBW

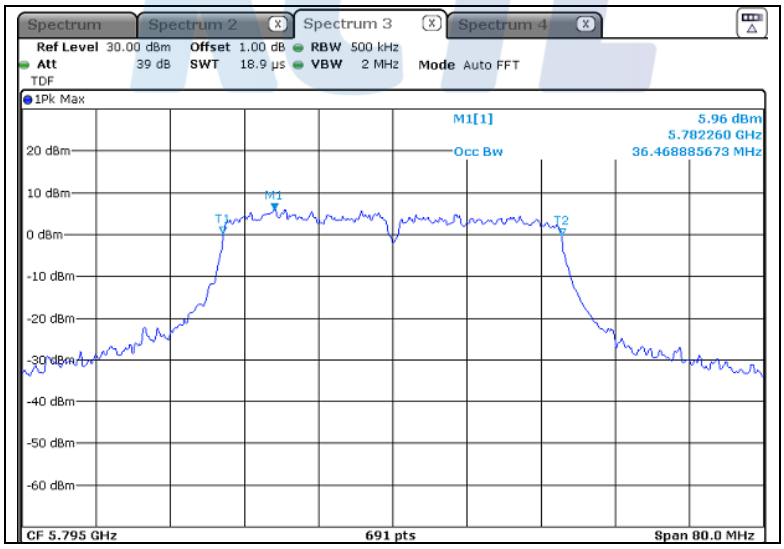
Spectrum
Spectrum 2
Spectrum 3
Spectrum 4
Ref Level 30.00 dBm Offset 1.00 dB RBW 500 kHz
Att 39 dB SWT 18.9 µs VBW 2 MHz Mode Auto FFT
TDF
1Pk Max
M1[1] 5.96 dBm
5.782260 GHz
Occ Bw 36.468885673 MHz
CF 5.795 GHz
691 pts
Span 80.0 MHz

- 802.11ac VHT20

- 5 745 ㎒

EBW

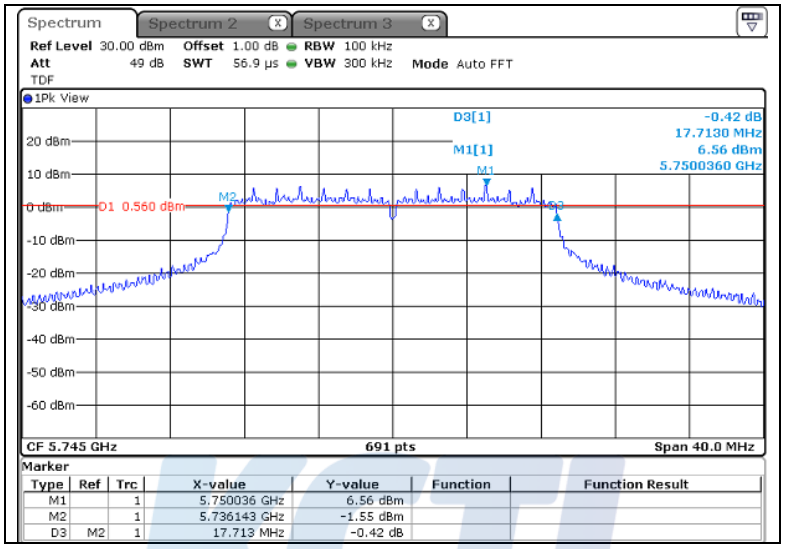

OBW

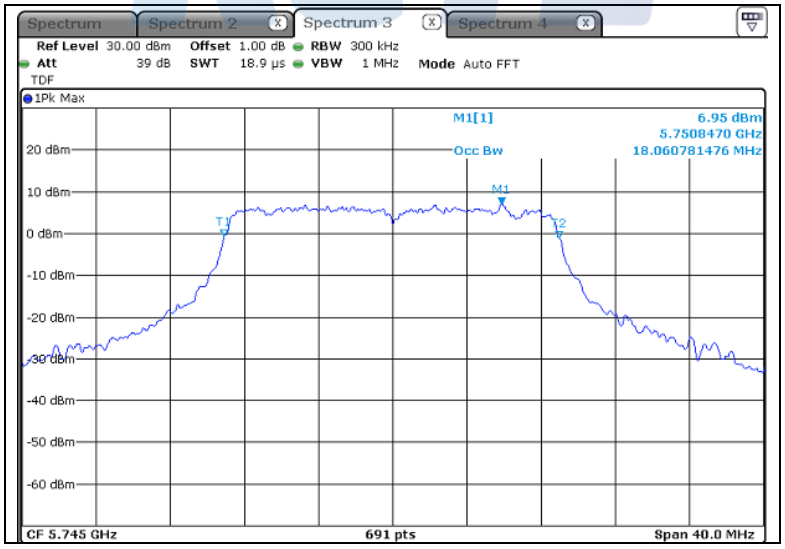

- 5 785 ㎒

EBW

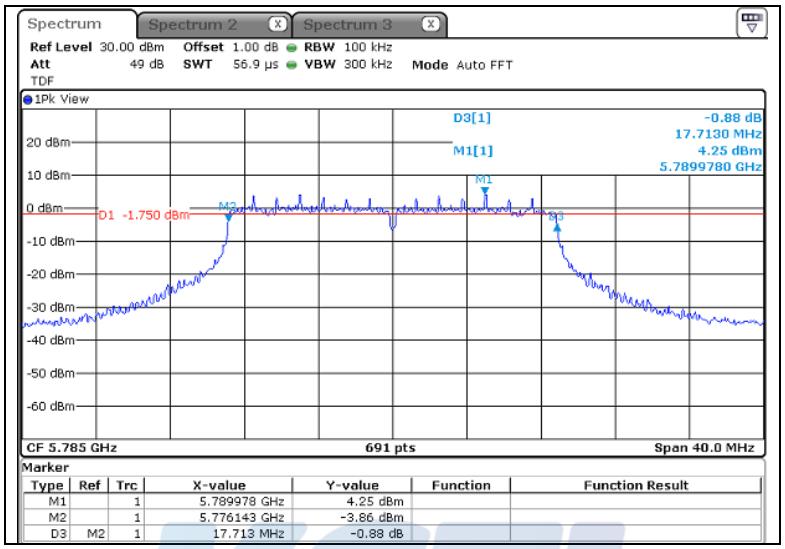
Spectrum
Spectrum 2
Spectrum 3
Ref Level 30.00 dBm Offset 1.00 dB RBW 100 kHz
Att 49 dB SWT 56.9 µs VBW 300 kHz Mode Auto FFT
TDF
1Pk View
D3[1] -0.88 dB
17.7130 MHz
M1[1] 4.25 dBm
5.7899780 GHz
D1 -1.750 dBm
CF 5.785 GHz 691 pts Span 40.0 MHz
Marker
Type Ref Trc X-value Y-value Function Function Result
M1 1 5.789978 GHz 4.25 dBm
M2 1 5.776143 GHz -3.86 dBm
D3 M2 1 17.713 MHz -0.88 dB

OBW

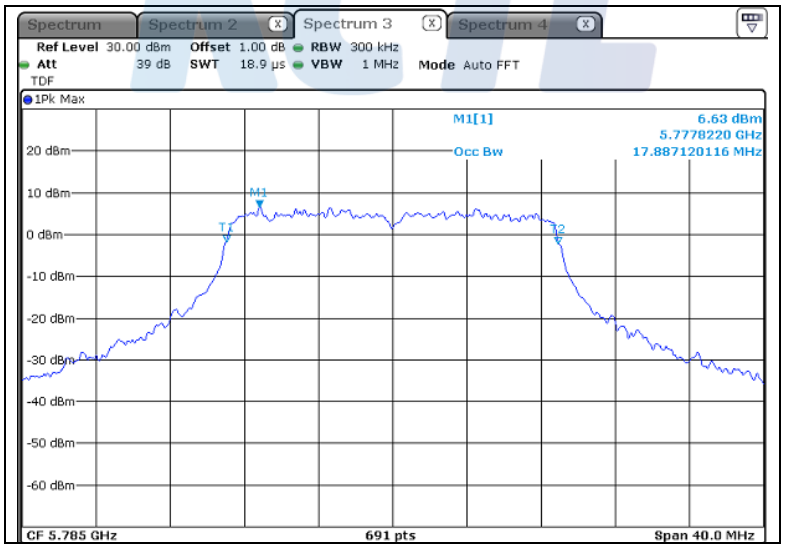
Spectrum
Spectrum 2
Spectrum 3
Spectrum 4
Ref Level 30.00 dBm Offset 1.00 dB RBW 300 kHz
Att 39 dB SWT 18.9 µs VBW 1 MHz Mode Auto FFT
TDF
1Pk Max
M1[1] 6.63 dBm
5.7778220 GHz
Occ Bw 17.887120116 MHz
CF 5.785 GHz 691 pts Span 40.0 MHz

- 5 825 ㎒

EBW

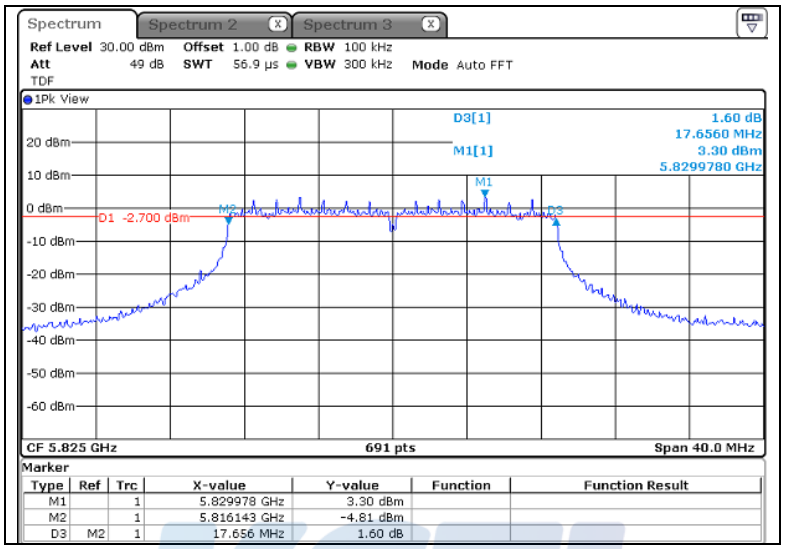
Spectrum
Spectrum 2
Spectrum 3
Ref Level 30.00 dBm Offset 1.00 dB RBW 100 kHz
Att 49 dB SWT 56.9 µs VBW 300 kHz Mode Auto FFT
TDF
1Pk View
D3[1] 1.60 dB
17.6560 MHz
M1[1] 3.30 dBm
5.8299780 GHz
D1 -2.700 dBm
CF 5.825 GHz
691 pts
Span 40.0 MHz
Marker
Type Ref Trc X-value Y-value Function Function Result
M1 1 5.829978 GHz 3.30 dBm
M2 1 5.816143 GHz -4.81 dBm
D3 M2 1 17.656 MHz 1.60 dB

OBW

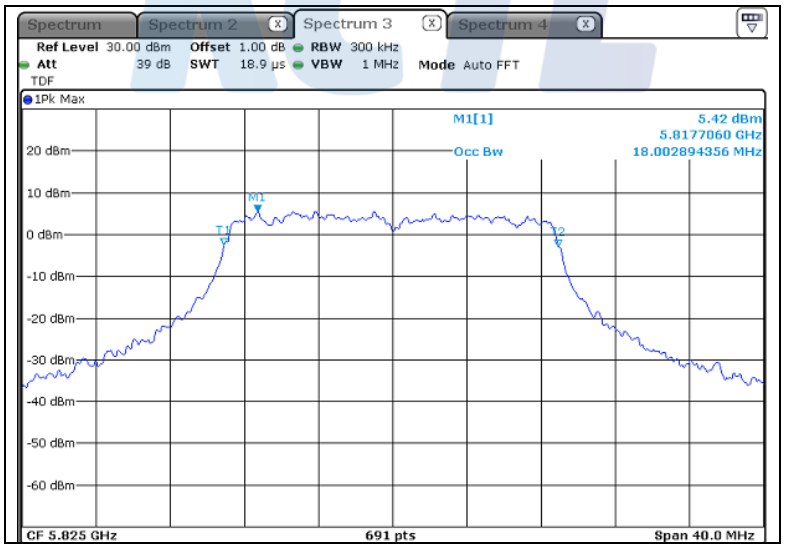
Spectrum
Spectrum 2
Spectrum 3
Spectrum 4
Ref Level 30.00 dBm Offset 1.00 dB RBW 300 kHz
Att 39 dB SWT 18.9 µs VBW 1 MHz Mode Auto FFT
TDF
1Pk Max
M1[1] 5.42 dBm
5.8177060 GHz
Occ Bw 18.002894356 MHz
CF 5.825 GHz
691 pts
Span 40.0 MHz

- 802.11ac VHT40

- 5 755 ㎒

EBW

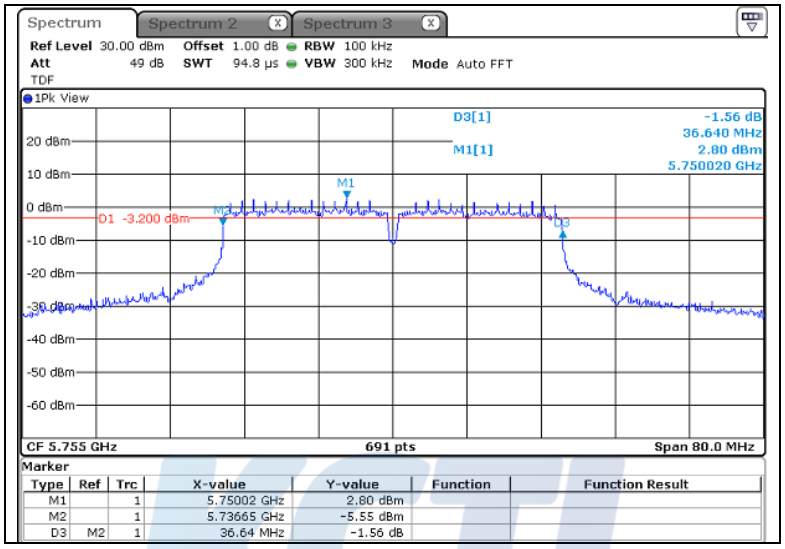

OBW

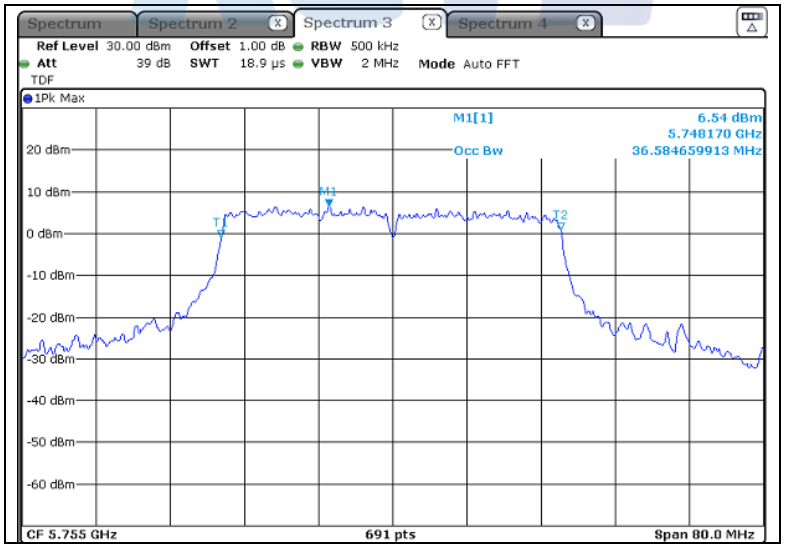

- 5 795 ㎒

EBW

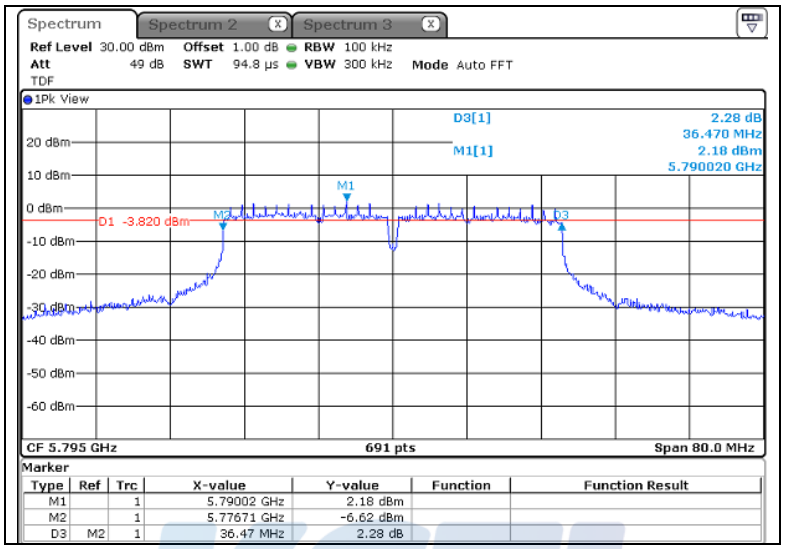
Spectrum
Spectrum 2
Spectrum 3
Ref Level 30.00 dBm Offset 1.00 dB RBW 100 kHz
Att 49 dB SWT 94.8 µs VBW 300 kHz Mode Auto FFT
TDF
1Pk View
D3[1] 2.28 dB
36.470 MHz
M1[1] 2.18 dBm
5.790020 GHz
D1 -3.820 dBm
CF 5.795 GHz
691 pts
Span 80.0 MHz
Marker
Type Ref Trc X-value Y-value Function Function Result
M1 1 5.79002 GHz 2.18 dBm
M2 1 5.77671 GHz -6.62 dBm
D3 M2 1 36.47 MHz 2.28 dB

OBW

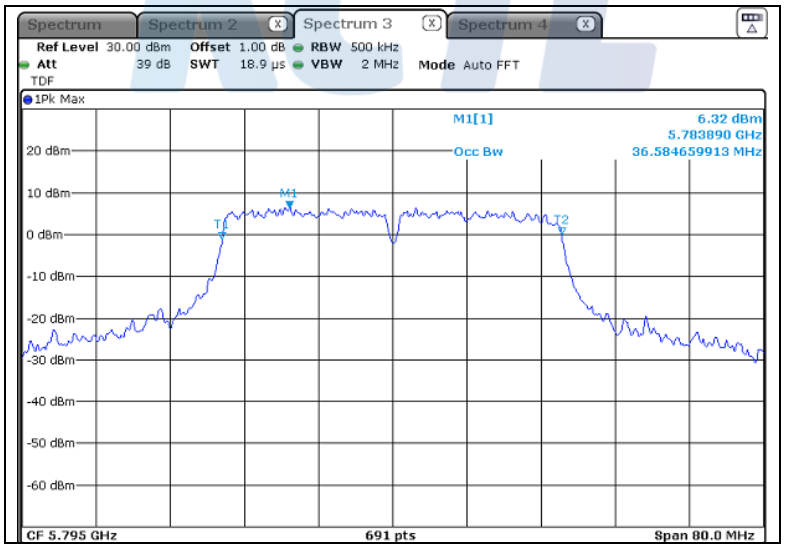
Spectrum
Spectrum 2
Spectrum 3
Spectrum 4
Ref Level 30.00 dBm Offset 1.00 dB RBW 500 kHz
Att 39 dB SWT 18.9 µs VBW 2 MHz Mode Auto FFT
TDF
1Pk Max
M1[1] 6.32 dBm
5.783890 GHz
Occ Bw 36.584659913 MHz
CF 5.795 GHz
691 pts
Span 80.0 MHz

- 802.11ac VHT80

- 5 775 ㎒

EBW

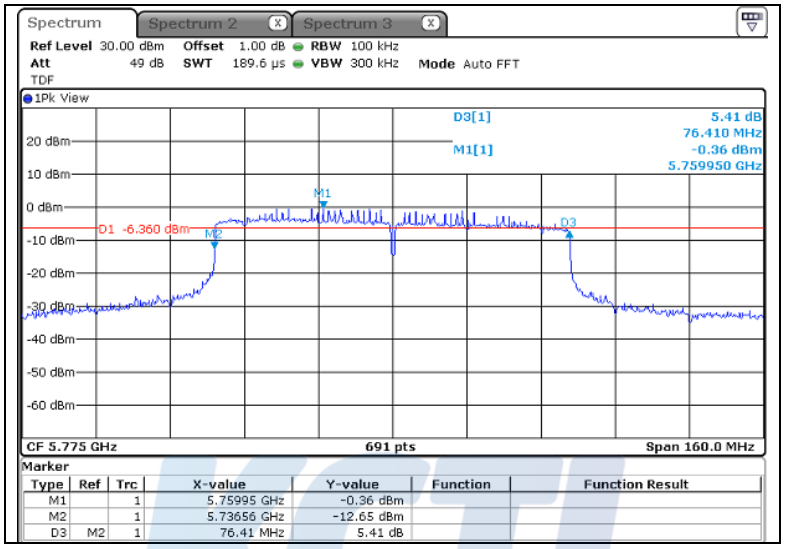

OBW

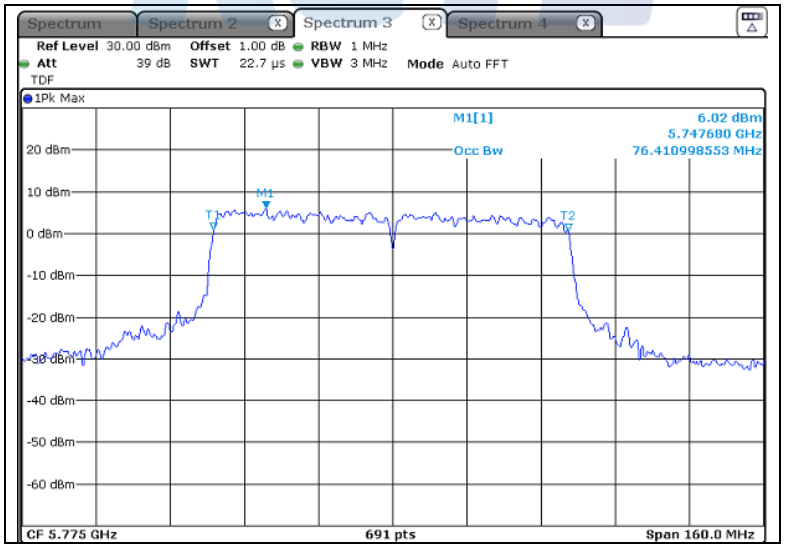

MIMO (ANT 0+1+2)

- 802.11n HT20

- 5 745 ㎒

EBW

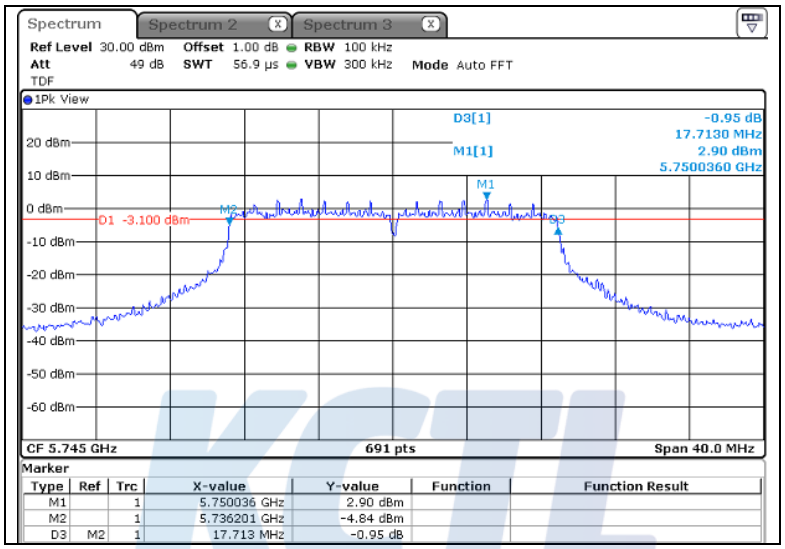

OBW

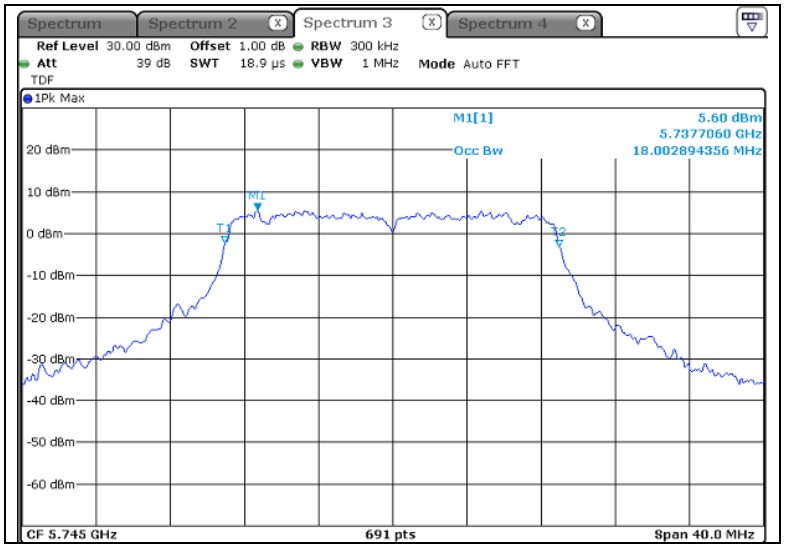

- 5 785 ㎒

EBW

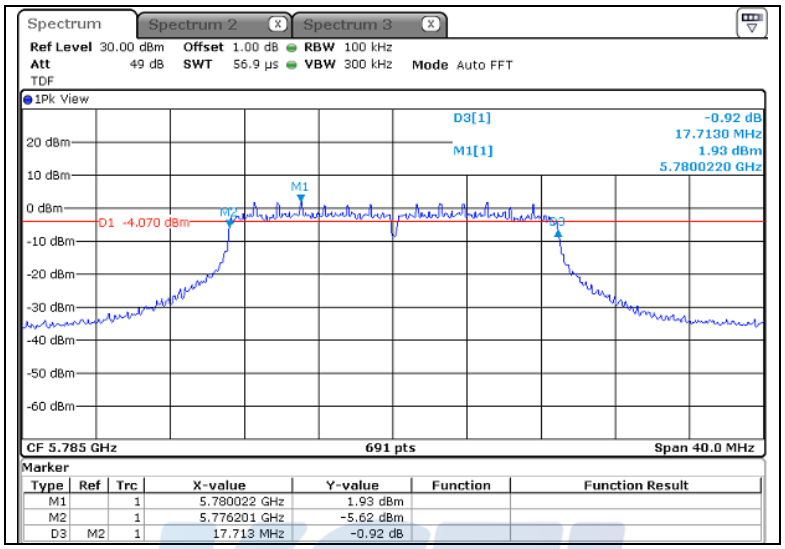
Spectrum
Spectrum 2
Spectrum 3
Ref Level 30.00 dBm Offset 1.00 dB RBW 100 kHz
Att 49 dB SWT 56.9 µs VBW 300 kHz Mode Auto FFT
TDF
1Pk View
D3[1] -0.92 dB
17.7130 MHz
M1[1] 1.93 dBm
5.7800220 GHz
D1 -4.070 dBm
CF 5.785 GHz 691 pts Span 40.0 MHz
Marker
Type Ref Trc X-value Y-value Function Function Result
M1 1 5.780022 GHz 1.93 dBm
M2 1 5.776201 GHz -5.62 dBm
D3 M2 1 17.713 MHz -0.92 dB

OBW

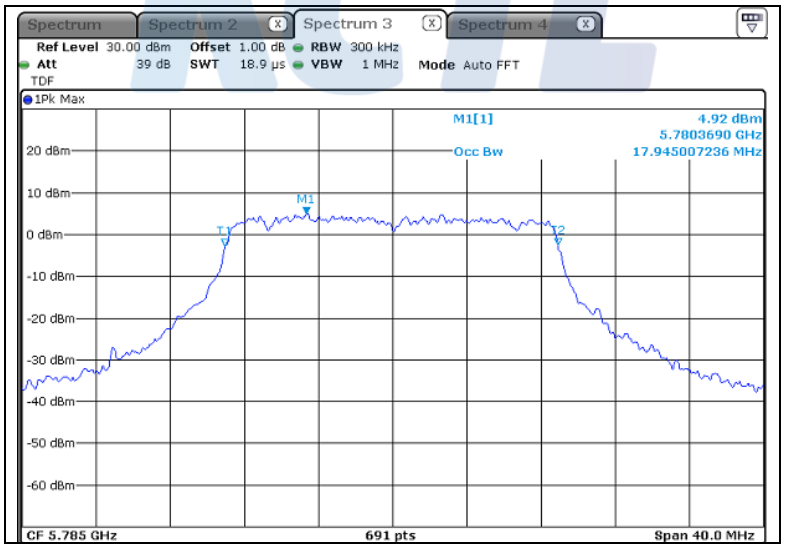
Spectrum
Spectrum 2
Spectrum 3
Spectrum 4
Ref Level 30.00 dBm Offset 1.00 dB RBW 300 kHz
Att 39 dB SWT 18.9 µs VBW 1 MHz Mode Auto FFT
TDF
1Pk Max
M1[1] 4.92 dBm
5.7803690 GHz
Occ Bw 17.945007236 MHz
CF 5.785 GHz 691 pts Span 40.0 MHz

- 5 825 ㎒

EBW

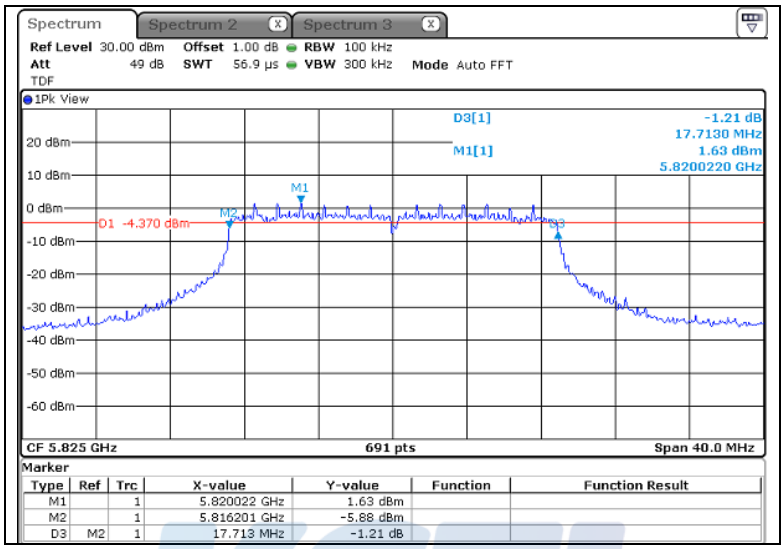
Spectrum
Spectrum 2
Spectrum 3
Ref Level 30.00 dBm Offset 1.00 dB RBW 100 kHz
Att 49 dB SWT 56.9 µs VBW 300 kHz Mode Auto FFT
TDF
1Pk View
D3[1] -1.21 dB
17.7130 MHz
M1[1] 1.63 dBm
5.8200220 GHz
D1 -4.370 dBm
CF 5.825 GHz 691 pts Span 40.0 MHz
Marker
Type Ref Trc X-value Y-value Function Function Result
M1 1 5.820022 GHz 1.63 dBm
M2 1 5.816201 GHz -5.88 dBm
D3 M2 1 17.713 MHz -1.21 dB

OBW

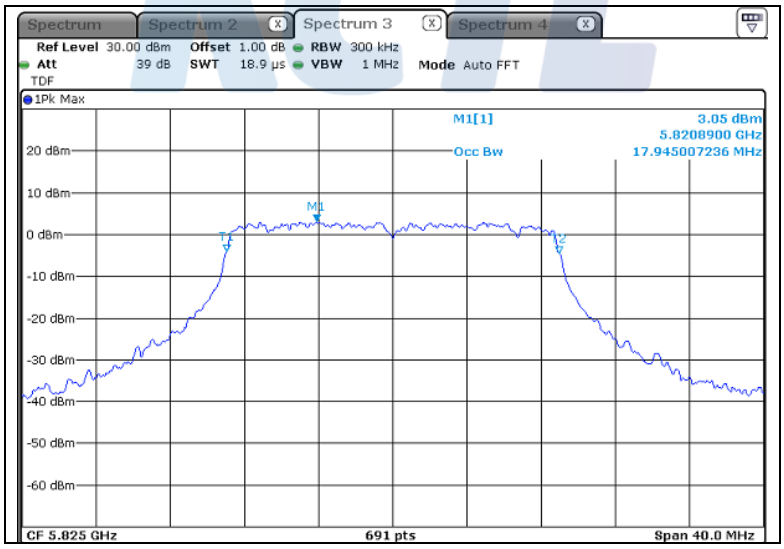
Spectrum
Spectrum 2
Spectrum 3
Spectrum 4
Ref Level 30.00 dBm Offset 1.00 dB RBW 300 kHz
Att 39 dB SWT 18.9 µs VBW 1 MHz Mode Auto FFT
TDF
1Pk Max
M1[1] 3.05 dBm
5.8208900 GHz
Occ Bw 17.945007236 MHz
CF 5.825 GHz 691 pts Span 40.0 MHz

- 802.11n HT40

- 5 755 ㎒

EBW

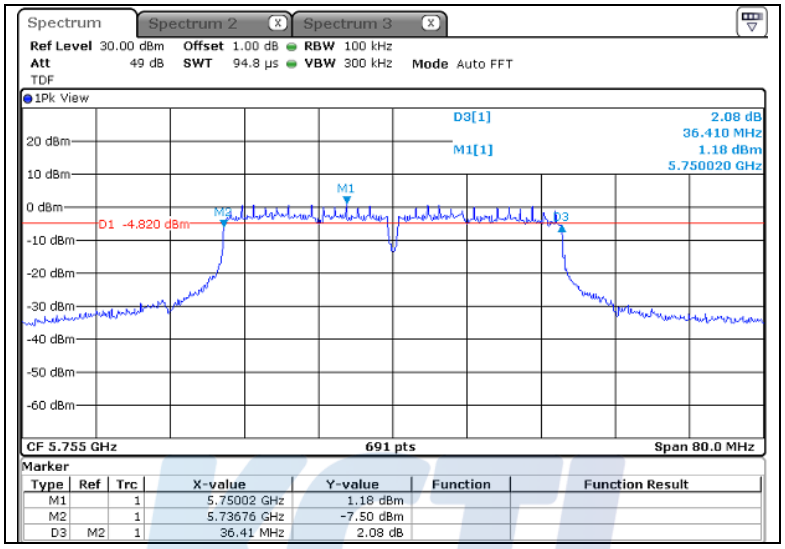

OBW

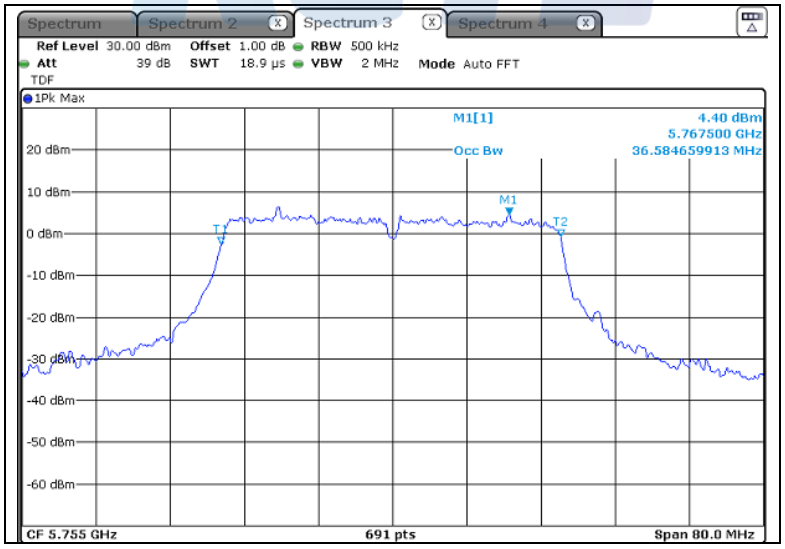

- 5 795 ㎒

EBW

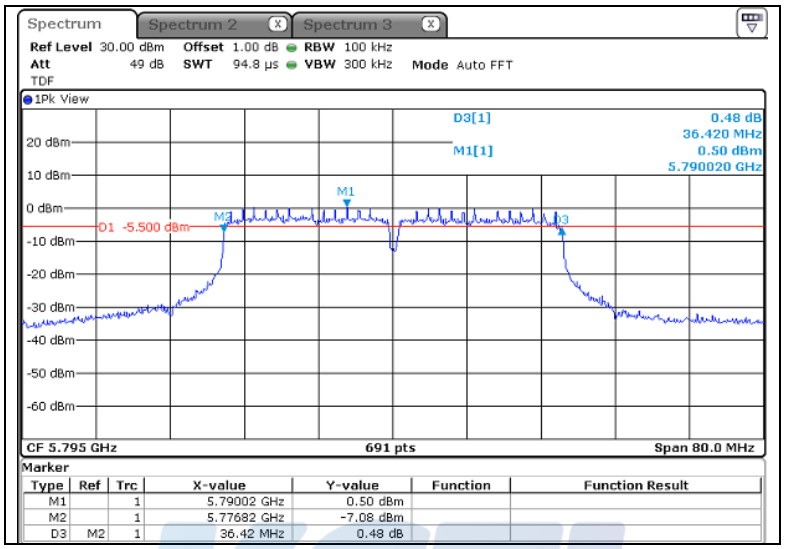
Spectrum
Spectrum 2
Spectrum 3
Ref Level 30.00 dBm Offset 1.00 dB RBW 100 kHz
Att 49 dB SWT 94.8 µs VBW 300 kHz Mode Auto FFT
TDF
1Pk View
D3[1] 0.48 dB
36.420 MHz
M1[1] 0.50 dBm
5.790020 GHz
D1 -5.500 dBm
CF 5.795 GHz
691 pts
Span 80.0 MHz
Marker
Type Ref Trc X-value Y-value Function Function Result
M1 1 5.79002 GHz 0.50 dBm
M2 1 5.77682 GHz -7.08 dBm
D3 M2 1 36.42 MHz 0.48 dB

OBW

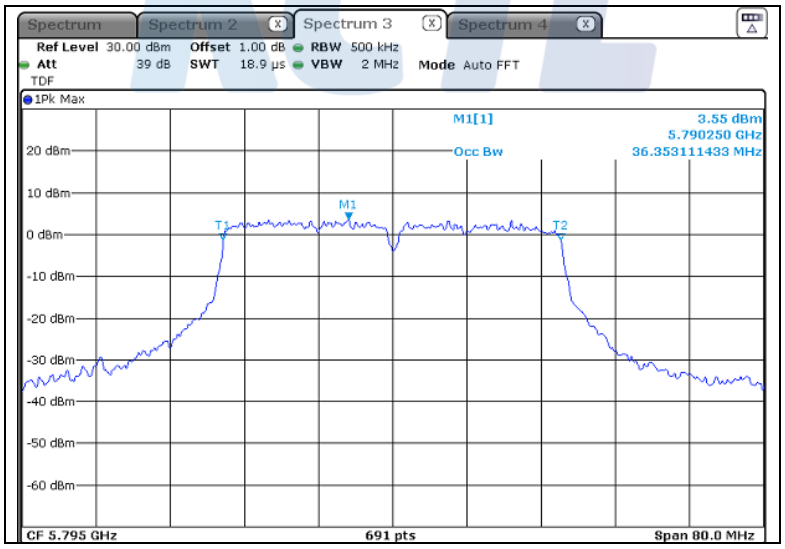
Spectrum
Spectrum 2
Spectrum 3
Spectrum 4
Ref Level 30.00 dBm Offset 1.00 dB RBW 500 kHz
Att 39 dB SWT 18.9 µs VBW 2 MHz Mode Auto FFT
TDF
1Pk Max
M1[1] 3.55 dBm
5.790250 GHz
Occ Bw 36.353111433 MHz
CF 5.795 GHz
691 pts
Span 80.0 MHz

- 802.11ac VHT20

- 5 745 ㎒

EBW

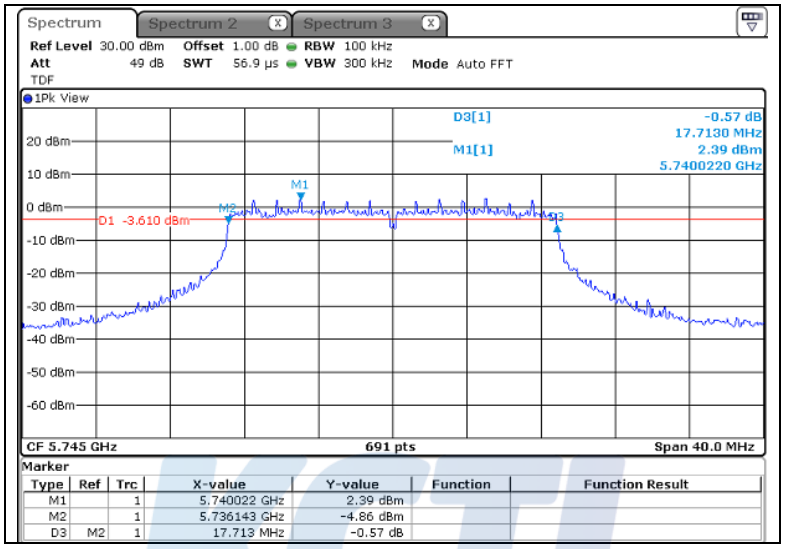

OBW

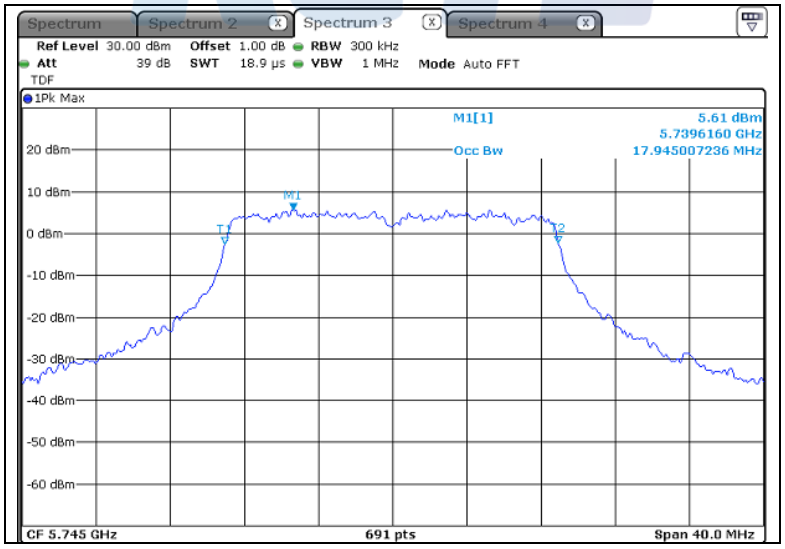

- 5 785 ㎒

EBW

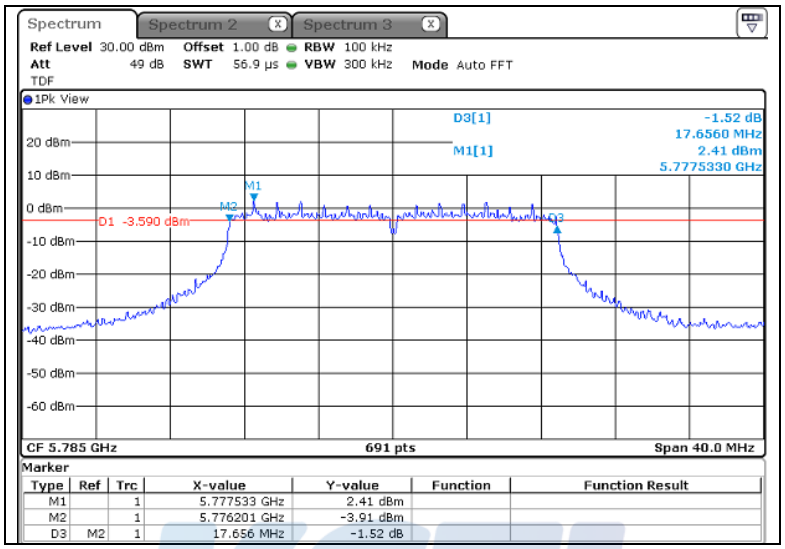
Spectrum
Spectrum 2
Spectrum 3
Ref Level 30.00 dBm Offset 1.00 dB RBW 100 kHz
Att 49 dB SWT 56.9 µs VBW 300 kHz Mode Auto FFT
TDF
1Pk View
D3[1] -1.52 dB
17.6560 MHz
M1[1] 2.41 dBm
5.7775330 GHz
D1 -3.590 dBm
CF 5.785 GHz 691 pts Span 40.0 MHz
Marker
Type Ref Trc X-value Y-value Function Function Result
M1 1 5.777533 GHz 2.41 dBm
M2 1 5.776201 GHz -3.91 dBm
D3 M2 1 17.656 MHz -1.52 dB

OBW

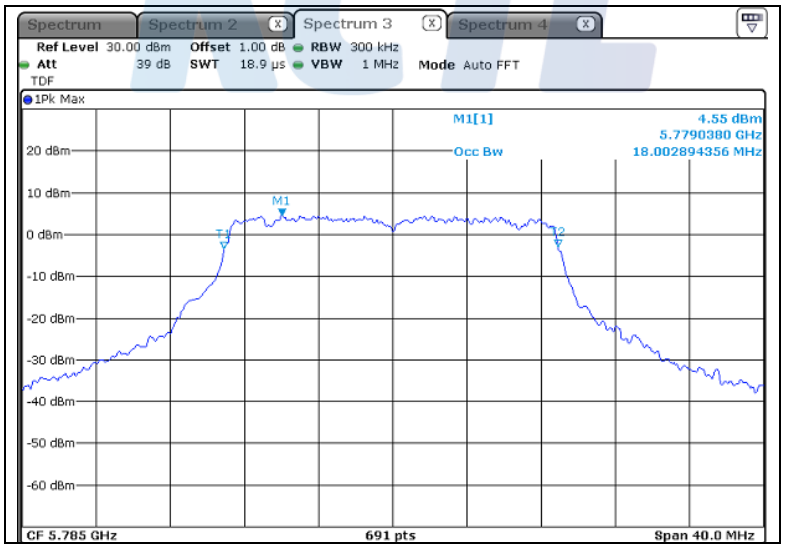
Spectrum
Spectrum 2
Spectrum 3
Spectrum 4
Ref Level 30.00 dBm Offset 1.00 dB RBW 300 kHz
Att 39 dB SWT 18.9 µs VBW 1 MHz Mode Auto FFT
TDF
1Pk Max
M1[1] 4.55 dBm
5.7790380 GHz
Occ Bw 18.002894356 MHz
CF 5.785 GHz 691 pts Span 40.0 MHz

- 5 825 ㎒

EBW

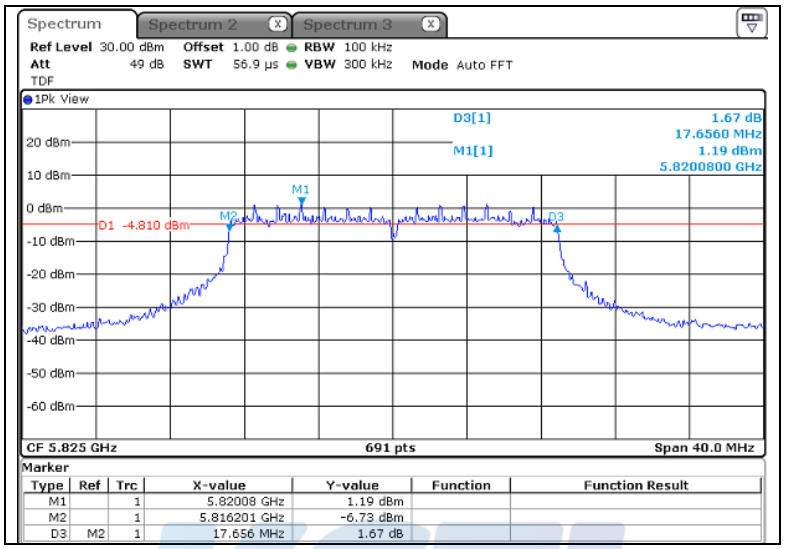
Spectrum
Spectrum 2
Spectrum 3
Ref Level 30.00 dBm Offset 1.00 dB RBW 100 kHz
Att 49 dB SWT 56.9 µs VBW 300 kHz Mode Auto FFT
TDF
1Pk View
D3[1] 1.67 dB
17.6560 MHz
M1[1] 1.19 dBm
5.8200800 GHz
D1 -4.810 dBm
CF 5.825 GHz
691 pts
Span 40.0 MHz
Marker
Type Ref Trc X-value Y-value Function Function Result
M1 1 5.82008 GHz 1.19 dBm
M2 1 5.816201 GHz -6.73 dBm
D3 M2 1 17.656 MHz 1.67 dB

OBW

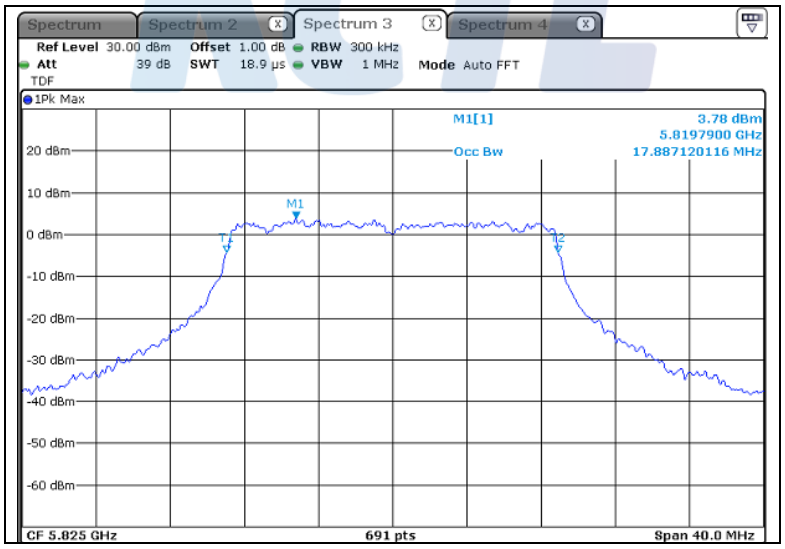
Spectrum
Spectrum 2
Spectrum 3
Spectrum 4
Ref Level 30.00 dBm Offset 1.00 dB RBW 300 kHz
Att 39 dB SWT 18.9 µs VBW 1 MHz Mode Auto FFT
TDF
1Pk Max
M1[1] 3.78 dBm
5.8197900 GHz
Occ Bw 17.887120116 MHz
CF 5.825 GHz
691 pts
Span 40.0 MHz

- 802.11ac VHT40

- 5 755 ㎒

EBW

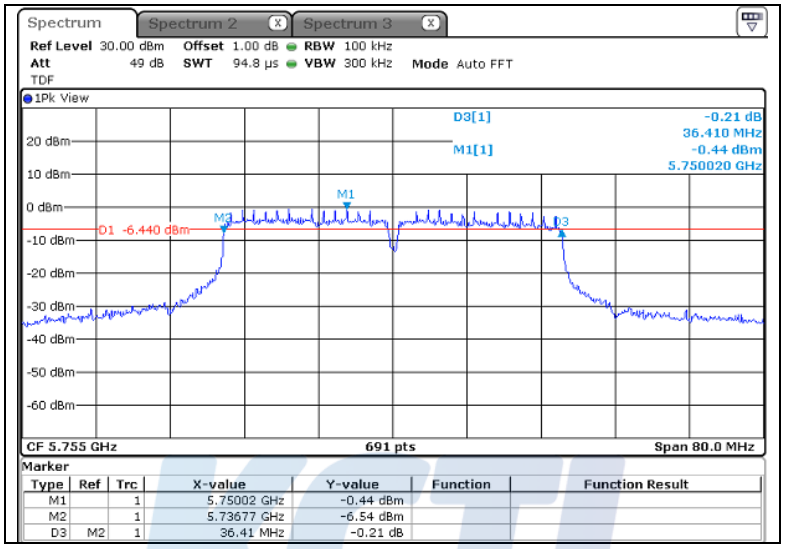

OBW

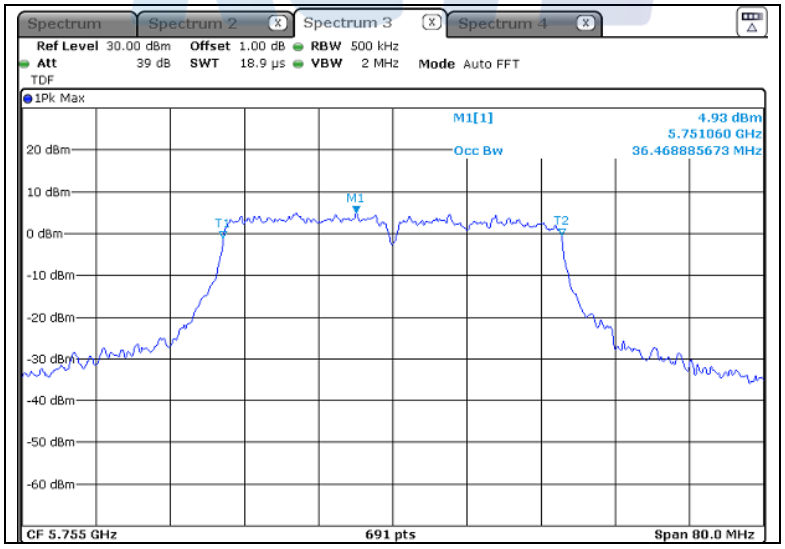

- 5 795 ㎒

EBW

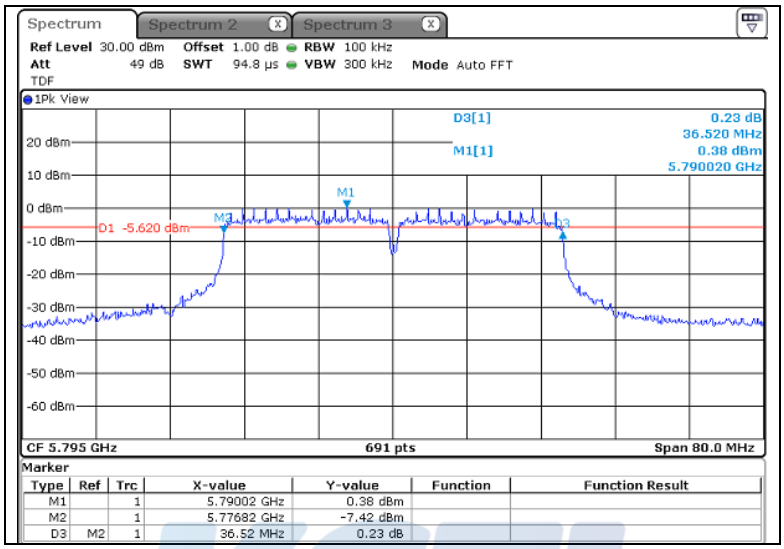
Spectrum
Spectrum 2
Spectrum 3
Ref Level 30.00 dBm Offset 1.00 dB RBW 100 kHz
Att 49 dB SWT 94.8 µs VBW 300 kHz Mode Auto FFT
TDF
1Pk View
D3[1] 0.23 dB
36.520 MHz
M1[1] 0.38 dBm
5.790020 GHz
D1 -5.620 dBm
CF 5.795 GHz 691 pts Span 80.0 MHz
Marker
Type Ref Trc X-value Y-value Function Function Result
M1 1 5.79002 GHz 0.38 dBm
M2 1 5.77682 GHz -7.42 dBm
D3 M2 1 36.52 MHz 0.23 dB

OBW

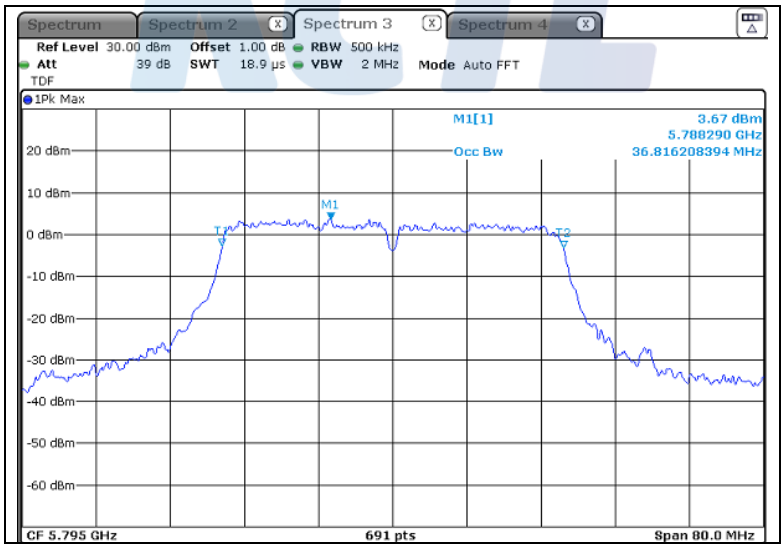
Spectrum
Spectrum 2
Spectrum 3
Spectrum 4
Ref Level 30.00 dBm Offset 1.00 dB RBW 500 kHz
Att 39 dB SWT 18.9 µs VBW 2 MHz Mode Auto FFT
TDF
1Pk Max
M1[1] 3.67 dBm
5.788290 GHz
Occ Bw 36.816208394 MHz
CF 5.795 GHz 691 pts Span 80.0 MHz

- 802.11ac VHT80

- 5 775 ㎒

EBW

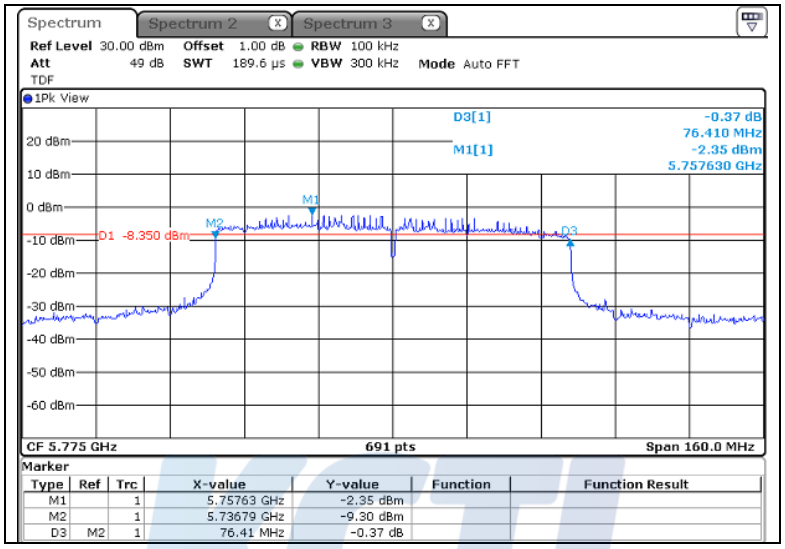

OBW

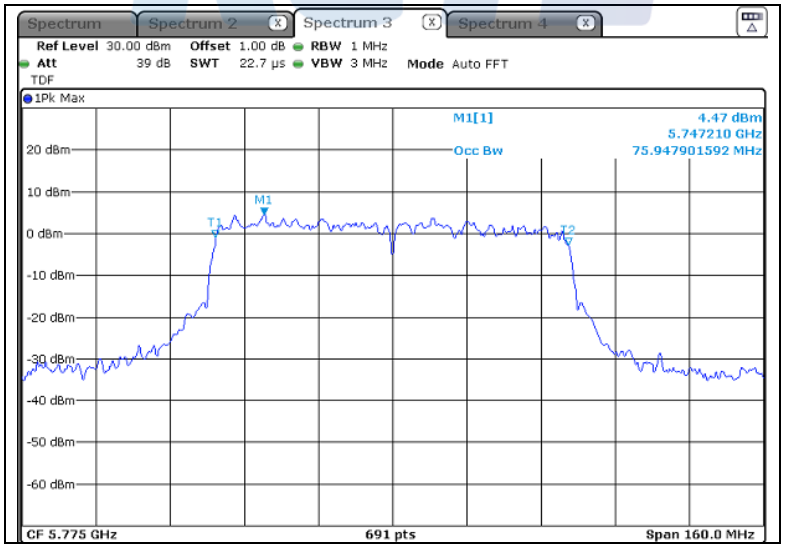

5.4 Peak Power Spectral Density

5.4.1 Regulation

According to §15.407(a) (1) (ii) For an indoor access point operating in the band 5.15-5.25 ㎓, the maximumConducted output power over the frequency band of operation shall not exceed 1 W provided the maximum antenna gain does not exceed 6 ㏈i. In addition, the maximum power spectral density shall not exceed 17 ㏈m in any 1 megahertz band. If transmitting antennas of directional gain greater than 6 ㏈i are used, both the maximum conducted output power and the maximum power spectral density shall be reduced by the amount in ㏈ that the directional gain of the antenna exceeds 6 ㏈i.

According to §15.407(a) (2) For the 5.25-5.35 ㎓ and 5.47-5.725 ㎓ bands, the maximum conducted output power over the frequency bands of operation shall not exceed the lesser of 250 �browse or 11 ㏈m + 10 log B, where B is the 26 ㏈ emission bandwidth in megahertz. In addition, the maximum power spectral density shall not exceed 11 ㏈m in any 1 megahertz band. If transmitting antennas of directional gain greater than 6 ㏈i are used, both the maximum conducted output power and the maximum power spectral density shall be reduced by the amount in ㏈that the directional gain of the antenna exceeds 6 ㏈i.

According to §15.407(a) (3) For the band 5.725-5.85 ㎓, the maximum conducted output power over the frequency band of operation shall not exceed 1 W. In addition, the maximum power spectral density shall not exceed 30 ㏈m in any 500-㎑ band. If transmitting antennas of directional gain greater than 6 ㏈i are used, both the maximum conducted output power and the maximum power spectral density shall be reduced by the amount in ㏈ that the directional gain of the antenna exceeds 6 ㏈i. However, fixed point-to-point U-NII devices operating in this band may employ transmitting antennas with directional gain greater than 6 ㏈i without any corresponding reduction in transmitter conducted power. Fixed, point-to-point operations exclude the use of point-to-multipoint systems, omnidirectional applications, and multiple collocated transmitters transmitting the same information.

The operator of the U-NII device, or if the equipment is professionally installed, the installer, is responsible for ensuring that systems employing high gain directional antennas are used exclusively for fixed, point-to-point operations.

5.4.2 Measurement Procedure

These test measurement settings are specified in section F of 789033 D02 General UNII Test Procedures New Rules v01.

5.4.2.1 Maximum power spectral density (PSD)

1. Create an average power spectrum for the EUT operating mode being tested by following the instructions in section II.E.2. for measuring maximum conducted output power using a spectrum analyzer or EMI receiver: select the appropriate test method (SA-1, SA-2, SA-3, or alternatives to each) and apply it up to, but not including, the step labeled, “Compute power…”. (This procedure is required even if the maximum conducted output power measurement was performed using a power meter, method PM.)

2. Use the peak search function on the instrument to find the peak of the spectrum and record its value.

3. Make the following adjustments to the peak value of the spectrum, if applicable:
a) If Method SA-2 or SA-2 Alternative was used, add 10 log(1/x), where x is the duty cycle, to the peak of the spectrum.
b) If Method SA-3 Alternative was used and the linear mode was used in step II.E.2.g)(viii), add 1 ㏈ to the final result to compensate for the difference between linear averaging and power averaging.
4. The result is the Maximum PSD over 1 ㎒ reference bandwidth.

5. For devices operating in the bands 5.15-5.25 ㎓, 5.25-5.35 ㎓, and 5.47-5.725 ㎓, the above procedures make use of 1 ㎒ RBW to satisfy directly the 1 ㎒ reference bandwidth specified in § 15.407(a)(5). For devices operating in the band 5.725-5.85 ㎓, the rules specify a measurement bandwidth of 500 ㎑. Many spectrum analyzers do not have 500 ㎑ RBW, thus a narrower RBW may need to be used. The rules permit the use of a RBWs less than 1 ㎒, or 500 ㎑, “provided that the measured power is integrated over the full reference bandwidth” to show the total power over the specified measurement bandwidth (i.e., 1 ㎒, or 500 ㎑). If measurements are performed using a reduced resolution bandwidth (< 1 ㎒, or < 500 ㎑) and integrated over 1 ㎒, or 500 ㎑ bandwidth, the following adjustments to the procedures apply: a) Set RBW ≥ 1/T, where T is defined in section II.B.l.a).
c) Set VBW ≥ 3 RBW.
d) If measurement bandwidth of Maximum PSD is specified in 500 ㎑, add 10log(500㎑/RBW) to the measured result, whereas RBW (< 500 ㎑) is the reduced resolution bandwidth of the spectrum analyzer set during measurement.
e) If measurement bandwidth of Maximum PSD is specified in 1 ㎒, add 10log(1㎒/RBW) to the measured result, whereas RBW (< 1 ㎒) is the reduced resolution bandwidth of spectrum analyzer set during measurement.
f) Care must be taken to ensure that the measurements are performed during a period of continuous transmission or are corrected upward for duty cycle.

Note: As a practical matter, it is recommended to use reduced RBW of 100 ㎑ for the sections 5.c) and 5.d) above, since RBW=100 ㎑ is available on nearly all spectrum analyzers.

5.4.3 Test Result

-Complied

- 5 150 Band

- Ant 0

- 802.11a

Frequency [㎒]	Result (RBW=3 ㎑) [dBm]	Duty Factor [dB]	Total result [dBm/㎒]	Limit [dBm]	Margin [dB]
5 180	6.27	0.07	6.34	17.00	10.66
5 200	6.61	0.07	6.68	17.00	10.32
5 240	6.46	0.07	6.53	17.00	10.47

- 802.11n HT20

Frequency [㎒]	Result (RBW=3 ㎑) [dBm]	Duty Factor [dB]	Total result [dBm/㎒]	Limit [dBm]	Margin [dB]
5 180	5.88	0.08	5.96	17.00	11.04
5 200	5.68	0.08	5.76	17.00	11.24
5 240	5.71	0.08	5.79	17.00	11.21

- 802.11n HT40

Frequency [㎒]	Result (RBW=3 ㎑) [dBm]	Duty Factor [dB]	Total result [dBm/㎒]	Limit [dBm]	Margin [dB]
5 190	-0.83	0.14	-0.69	17.00	17.69
5 230	-0.71	0.14	-0.57	17.00	17.57

- 802.11ac VHT20

Frequency [㎒]	Result (RBW=3 ㎑) [dBm]	Duty Factor [dB]	Total result [dBm/㎒]	Limit [dBm]	Margin [dB]
5 180	5.51	0.08	5.59	17.00	11.41
5 200	5.80	0.08	5.88	17.00	11.12
5 240	5.58	0.08	5.66	17.00	11.34

This test report shall not be reproduced, except in full, without the written approval

- 802.11ac VHT40

Frequency [㎒]	Result (RBW=3 ㎑) [dBm]	Duty Factor [dB]	Total result [dBm/㎒]	Limit [dBm]	Margin [dB]
5 190	-0.57	0.14	-0.43	17.00	17.43
5 230	-0.43	0.14	-0.29	17.00	17.29

- 802.11n HT80

Frequency [㎒]	Result (RBW=3 ㎑) [dBm]	Duty Factor [dB]	Total result [dBm/㎒]	Limit [dBm]	Margin [dB]
5 210	-5.32	0.28	-5.04	17.00	22.04

- Ant 1

- 802.11a

Frequency [㎒]	Result (RBW=3 ㎑) [dBm]	Duty Factor [dB]	Total result [dBm/㎒]	Limit [dBm]	Margin [dB]
5 180	6.24	0.07	6.31	17.00	10.69
5 200	6.46	0.07	6.53	17.00	10.47
5 240	6.19	0.07	6.26	17.00	10.74

- 802.11n HT20

Frequency [㎒]	Result (RBW=3 ㎑) [dBm]	Duty Factor [dB]	Total result [dBm/㎒]	Limit [dBm]	Margin [dB]
5 180	5.69	0.08	5.77	17.00	11.23
5 200	4.21	0.08	4.29	17.00	12.71
5 240	4.72	0.08	4.80	17.00	12.20

- 802.11n HT40

Frequency [㎒]	Result (RBW=3 ㎑) [dBm]	Duty Factor [dB]	Total result [dBm/㎒]	Limit [dBm]	Margin [dB]
5 190	-1.49	0.14	-1.35	17.00	18.35
5 230	-1.17	0.14	-1.03	17.00	18.03

This test report shall not be reproduced, except in full, without the written approval

- 802.11ac VHT20

Frequency [㎒]	Result (RBW=3 ㎑) [dBm]	Duty Factor [dB]	Total result [dBm/㎒]	Limit [dBm]	Margin [dB]
5 180	5.64	0.08	5.72	17.00	11.28
5 200	4.62	0.08	4.70	17.00	12.30
5 240	4.54	0.08	4.62	17.00	12.38

- 802.11ac VHT40

Frequency [㎒]	Result (RBW=3 ㎑) [dBm]	Duty Factor [dB]	Total result [dBm/㎒]	Limit [dBm]	Margin [dB]
5 190	-1.40	0.14	-1.26	17.00	18.26
5 230	-1.03	0.14	-0.89	17.00	17.89

- 802.11n HT80

Frequency [㎒]	Result (RBW=3 ㎑) [dBm]	Duty Factor [dB]	Total result [dBm/㎒]	Limit [dBm]	Margin [dB]
5 210	-5.51	0.28	-5.23	17.00	22.23

- Ant 2

- 802.11a

Frequency [㎒]	Result (RBW=3 ㎑) [dBm]	Duty Factor [dB]	Total result [dBm/㎒]	Limit [dBm]	Margin [dB]
5 180	5.72	0.07	5.79	17.00	11.21
5 200	6.05	0.07	6.12	17.00	10.88
5 240	5.96	0.07	6.03	17.00	10.97

- 802.11n HT20

Frequency [㎒]	Result (RBW=3 ㎑) [dBm]	Duty Factor [dB]	Total result [dBm/㎒]	Limit [dBm]	Margin [dB]
5 180	4.99	0.08	5.07	17.00	11.93
5 200	5.57	0.08	5.65	17.00	11.35
5 240	5.25	0.08	5.33	17.00	11.67

This test report shall not be reproduced, except in full, without the written approval

- 802.11n HT40

Frequency [㎒]	Result (RBW=3 ㎑) [dBm]	Duty Factor [dB]	Total result [dBm/㎒]	Limit [dBm]	Margin [dB]
5 190	-1.15	0.14	-1.01	17.00	18.01
5 230	-0.75	0.14	-0.61	17.00	17.61

- 802.11ac VHT20

Frequency [㎒]	Result (RBW=3 ㎑) [dBm]	Duty Factor [dB]	Total result [dBm/㎒]	Limit [dBm]	Margin [dB]
5 180	4.59	0.08	4.67	17.00	12.33
5 200	5.24	0.08	5.32	17.00	11.68
5 240	5.57	0.08	5.65	17.00	11.35

- 802.11ac VHT40

Frequency [㎒]	Result (RBW=3 ㎑) [dBm]	Duty Factor [dB]	Total result [dBm/㎒]	Limit [dBm]	Margin [dB]
5 190	-1.00	0.14	-0.86	17.00	17.86
5 230	-0.96	0.14	-0.82	17.00	17.82

- 802.11n HT80

Frequency [㎒]	Result (RBW=3 ㎑) [dBm]	Duty Factor [dB]	Total result [dBm/㎒]	Limit [dBm]	Margin [dB]
5 210	-5.47	0.28	-5.19	17.00	22.19

- MIMO (ANT 0+1)

- 802.11n HT20

Frequency [㎒]	Result _ANT 0 (RBW=3 ㎑) [dBm]	Result _ANT 1 (RBW=3 ㎑) [dBm]	Duty Factor [dB]	Total result [dBm/㎒]	Limit [dBm]	Margin [dB]
5 180	1.39	2.08	0.14	4.90	17.00	12.10
5 200	1.81	2.33	0.14	5.23	17.00	11.77
5 240	1.72	2.57	0.14	5.32	17.00	11.68

This test report shall not be reproduced, except in full, without the written approval

- 802.11n HT40

Frequency [MHz]	Result _ANT 0 (RBW=3 kHz) [dBm]	Result _ANT 1 (RBW=3 kHz) [dBm]	Duty Factor [dB]	Total result [dBm/MHz]	Limit [dBm]	Margin [dB]
5 190	-4.01	-3.71	0.24	-0.61	17.00	17.61
5 230	-4.48	-3.99	0.24	-0.98	17.00	17.98

- 802.11ac VHT20

Frequency [MHz]	Result _ANT 0 (RBW=3 kHz) [dBm]	Result _ANT 1 (RBW=3 kHz) [dBm]	Duty Factor [dB]	Total result [dBm/MHz]	Limit [dBm]	Margin [dB]
5 180	1.21	2.36	0.15	4.99	17.00	12.01
5 200	2.14	2.62	0.15	5.55	17.00	11.45
5 240	2.19	2.44	0.15	5.48	17.00	11.52

- 802.11ac VHT40

Frequency [MHz]	Result _ANT 0 (RBW=3 kHz) [dBm]	Result _ANT 1 (RBW=3 kHz) [dBm]	Duty Factor [dB]	Total result [dBm/MHz]	Limit [dBm]	Margin [dB]
5 190	-4.18	-3.84	0.25	-0.74	17.00	17.74
5 230	-3.60	-3.52	0.25	-0.30	17.00	17.30

- 802.11n HT80

Frequency [MHz]	Result _ANT 0 (RBW=3 kHz) [dBm]	Result _ANT 1 (RBW=3 kHz) [dBm]	Duty Factor [dB]	Total result [dBm/MHz]	Limit [dBm]	Margin [dB]
5 210	-8.40	-7.62	0.47	-4.52	17.00	21.52

- MIMO (ANT 0+1+2)

- 802.11n HT20

Frequency [MHz]	Result _ANT 0 (RBW=3 kHz) [dBm]	Result _ANT 1 (RBW=3 kHz) [dBm]	Result _ANT 2 (RBW=3 kHz) [dBm]	Duty Factor [dB]	Total result [dBm/MHz]	Limit [dBm]	Margin [dB]
5 180	-0.19	0.20	-0.56	0.17	4.77	16.24	11.47
5 200	0.24	0.43	-0.02	0.17	5.17	16.24	11.07
5 240	0.17	0.37	0.29	0.17	5.22	16.24	11.02

This test report shall not be reproduced, except in full, without the written approval

- 802.11n HT40

Frequency [㎒]	Result _ANT 0 (RBW=3 ㎑) [dBm]	Result _ANT 1 (RBW=3 ㎑) [dBm]	Result _ANT 2 (RBW=3 ㎑) [dBm]	Duty Factor [dB]	Total result [dBm/㎒]	Limit [dBm]	Margin [dB]
5 190	-5.62	-5.51	-6.06	0.33	-0.62	16.24	16.86
5 230	-5.43	-5.54	-5.36	0.33	-0.34	16.24	16.58

- 802.11ac VHT20

Frequency [㎒]	Result _ANT 0 (RBW=3 ㎑) [dBm]	Result _ANT 1 (RBW=3 ㎑) [dBm]	Result _ANT 2 (RBW=3 ㎑) [dBm]	Duty Factor [dB]	Total result [dBm/㎒]	Limit [dBm]	Margin [dB]
5 180	0.02	0.11	-0.51	0.16	4.81	16.24	11.43
5 200	-0.16	0.22	-0.23	0.16	4.87	16.24	11.37
5 240	0.62	0.69	0.32	0.16	5.47	16.24	10.77

- 802.11ac VHT40

Frequency [㎒]	Result _ANT 0 (RBW=3 ㎑) [dBm]	Result _ANT 1 (RBW=3 ㎑) [dBm]	Result _ANT 2 (RBW=3 ㎑) [dBm]	Duty Factor [dB]	Total result [dBm/㎒]	Limit [dBm]	Margin [dB]
5 190	-5.73	-5.46	-5.85	0.33	-0.57	16.24	16.81
5 230	-5.43	-5.35	-5.55	0.33	-0.34	16.24	16.58

- 802.11n HT80

Frequency [㎒]	Result _ANT 0 (RBW=3 ㎑) [dBm]	Result _ANT 1 (RBW=3 ㎑) [dBm]	Result _ANT 2 (RBW=3 ㎑) [dBm]	Duty Factor [dB]	Total result [dBm/㎒]	Limit [dBm]	Margin [dB]
5 210	-9.85	-10.47	-9.96	0.63	-4.69	16.24	20.93

This test report shall not be reproduced, except in full, without the written approval

- 5 725 Band

- Ant 0

- 802.11a

Frequency [㎒]	Result (RBW=3 ㎑) [dBm]	Duty Factor [dB]	Total result [dBm/㎒]	Limit [dBm]	Margin [dB]
5 745	4.92	0.09	5.01	30.00	24.99
5 785	4.13	0.09	4.22	30.00	25.78
5 825	3.46	0.09	3.55	30.00	26.45

- 802.11n HT20

Frequency [㎒]	Result (RBW=3 ㎑) [dBm]	Duty Factor [dB]	Total result [dBm/㎒]	Limit [dBm]	Margin [dB]
5 745	4.04	0.09	4.13	30.00	25.87
5 785	3.30	0.09	3.39	30.00	26.61
5 825	2.71	0.09	2.80	30.00	27.20

- 802.11n HT40

Frequency [㎒]	Result (RBW=3 ㎑) [dBm]	Duty Factor [dB]	Total result [dBm/㎒]	Limit [dBm]	Margin [dB]
5 755	1.59	0.15	1.74	30.00	28.26
5 795	0.89	0.15	1.04	30.00	28.96

- 802.11ac VHT20

Frequency [㎒]	Result (RBW=3 ㎑) [dBm]	Duty Factor [dB]	Total result [dBm/㎒]	Limit [dBm]	Margin [dB]
5 745	4.02	0.09	4.11	30.00	25.89
5 785	3.34	0.09	3.43	30.00	26.57
5 825	2.71	0.09	2.80	30.00	27.20

- 802.11ac VHT40

Frequency [㎒]	Result (RBW=3 ㎑) [dBm]	Duty Factor [dB]	Total result [dBm/㎒]	Limit [dBm]	Margin [dB]
5 755	1.80	0.15	1.95	30.00	28.05
5 795	1.03	0.15	1.18	30.00	28.82

This test report shall not be reproduced, except in full, without the written approval

- 802.11ac VHT80

Frequency [㎒]	Result (RBW=3 ㎑) [dBm]	Duty Factor [dB]	Total result [dBm/㎒]	Limit [dBm]	Margin [dB]
5 785	-1.75	0.26	-1.49	30.00	31.49

- Ant 1

- 802.11a

Frequency [㎒]	Result (RBW=3 ㎑) [dBm]	Duty Factor [dB]	Total result [dBm/㎒]	Limit [dBm]	Margin [dB]
5 745	4.33	0.09	4.42	30.00	25.58
5 785	4.33	0.09	4.42	30.00	25.58
5 825	3.56	0.09	3.65	30.00	26.35

- 802.11n HT20

Frequency [㎒]	Result (RBW=3 ㎑) [dBm]	Duty Factor [dB]	Total result [dBm/㎒]	Limit [dBm]	Margin [dB]
5 745	3.94	0.09	4.03	30.00	25.97
5 785	3.65	0.09	3.74	30.00	26.26
5 825	2.90	0.09	2.99	30.00	27.01

- 802.11n HT40

Frequency [㎒]	Result (RBW=3 ㎑) [dBm]	Duty Factor [dB]	Total result [dBm/㎒]	Limit [dBm]	Margin [dB]
5 755	1.34	0.15	1.49	30.00	28.51
5 795	1.08	0.15	1.23	30.00	28.77

- 802.11ac VHT20

Frequency [㎒]	Result (RBW=3 ㎑) [dBm]	Duty Factor [dB]	Total result [dBm/㎒]	Limit [dBm]	Margin [dB]
5 745	3.93	0.09	4.02	30.00	25.98
5 785	3.81	0.09	3.90	30.00	26.10
5 825	2.63	0.09	2.72	30.00	27.28

This test report shall not be reproduced, except in full, without the written approval

- 802.11ac VHT40

Frequency [㎒]	Result (RBW=3 ㎑) [dBm]	Duty Factor [dB]	Total result [dBm/㎒]	Limit [dBm]	Margin [dB]
5 755	1.46	0.15	1.61	30.00	28.39
5 795	1.12	0.15	1.27	30.00	28.73

- 802.11ac VHT80

Frequency [㎒]	Result (RBW=3 ㎑) [dBm]	Duty Factor [dB]	Total result [dBm/㎒]	Limit [dBm]	Margin [dB]
5 785	-2.02	0.26	-1.76	30.00	31.76

- Ant 2

- 802.11a

Frequency [㎒]	Result (RBW=3 ㎑) [dBm]	Duty Factor [dB]	Total result [dBm/㎒]	Limit [dBm]	Margin [dB]
5 745	4.30	0.09	4.39	30.00	25.61
5 785	3.85	0.09	3.94	30.00	26.06
5 825	2.65	0.09	2.74	30.00	27.26

- 802.11n HT20

Frequency [㎒]	Result (RBW=3 ㎑) [dBm]	Duty Factor [dB]	Total result [dBm/㎒]	Limit [dBm]	Margin [dB]
5 745	4.15	0.09	4.24	30.00	25.76
5 785	3.24	0.09	3.33	30.00	26.67
5 825	1.57	0.09	1.66	30.00	28.34

- 802.11n HT40

Frequency [㎒]	Result (RBW=3 ㎑) [dBm]	Duty Factor [dB]	Total result [dBm/㎒]	Limit [dBm]	Margin [dB]
5 755	0.52	0.15	0.67	30.00	29.33
5 795	0.42	0.15	0.57	30.00	29.43

This test report shall not be reproduced, except in full, without the written approval

- 802.11ac VHT20

Frequency [㎒]	Result (RBW=3 ㎑) [dBm]	Duty Factor [dB]	Total result [dBm/㎒]	Limit [dBm]	Margin [dB]
5 745	3.50	0.09	3.59	30.00	26.41
5 785	3.28	0.09	3.37	30.00	26.63
5 825	1.84	0.09	1.93	30.00	28.07

- 802.11ac VHT40

Frequency [㎒]	Result (RBW=3 ㎑) [dBm]	Duty Factor [dB]	Total result [dBm/㎒]	Limit [dBm]	Margin [dB]
5 755	0.44	0.15	0.59	30.00	29.41
5 795	0.60	0.15	0.75	30.00	29.25

- 802.11ac VHT80

Frequency [㎒]	Result (RBW=3 ㎑) [dBm]	Duty Factor [dB]	Total result [dBm/㎒]	Limit [dBm]	Margin [dB]
5 785	-2.79	0.26	-2.53	30.00	32.53

- MIMO (ANT 0+1)

- 802.11n HT20

Frequency [㎒]	Result _ANT 0 (RBW=3 ㎑) [dBm]	Result _ANT 1 (RBW=3 ㎑) [dBm]	Duty Factor [dB]	Total result [dBm/㎒]	Limit [dBm]	Margin [dB]
5 745	1.51	1.33	0.14	4.57	29.10	24.53
5 785	1.27	1.24	0.14	4.40	29.10	24.70
5 825	0.17	0.29	0.14	3.38	29.10	25.72

- 802.11n HT40

Frequency [㎒]	Result _ANT 0 (RBW=3 ㎑) [dBm]	Result _ANT 1 (RBW=3 ㎑) [dBm]	Duty Factor [dB]	Total result [dBm/㎒]	Limit [dBm]	Margin [dB]
5 755	-0.95	-0.84	0.24	2.36	29.10	26.74
5 795	-1.98	-1.15	0.24	1.71	29.10	27.39

This test report shall not be reproduced, except in full, without the written approval

- 802.11ac VHT20

Frequency [㎒]	Result _ANT 0 (RBW=3 ㎑) [dBm]	Result _ANT 1 (RBW=3 ㎑) [dBm]	Duty Factor [dB]	Total result [dBm/㎒]	Limit [dBm]	Margin [dB]
5 745	1.86	1.71	0.14	4.93	29.10	24.17
5 785	1.23	1.44	0.14	4.49	29.10	24.61
5 825	0.03	0.27	0.14	3.30	29.10	25.80

- 802.11ac VHT40

Frequency [㎒]	Result _ANT 0 (RBW=3 ㎑) [dBm]	Result _ANT 1 (RBW=3 ㎑) [dBm]	Duty Factor [dB]	Total result [dBm/㎒]	Limit [dBm]	Margin [dB]
5 755	-0.90	-0.91	0.26	2.36	29.10	26.74
5 795	-1.78	-1.44	0.26	1.66	29.10	27.44

- 802.11ac VHT80

Frequency [㎒]	Result _ANT 0 (RBW=3 ㎑) [dBm]	Result _ANT 1 (RBW=3 ㎑) [dBm]	Duty Factor [dB]	Total result [dBm/㎒]	Limit [dBm]	Margin [dB]
5 210	-4.95	-4.79	0.49	-1.37	29.10	30.47

- MIMO (ANT 0+1+2)

- 802.11n HT20

Frequency [㎒]	Result _ANT 0 (RBW=3 ㎑) [dBm]	Result _ANT 1 (RBW=3 ㎑) [dBm]	Result _ANT 2 (RBW=3 ㎑) [dBm]	Duty Factor [dB]	Total result [dBm/㎒]	Limit [dBm]	Margin [dB]
5 745	0.42	-0.02	0.40	0.20	5.24	27.34	22.10
5 785	-0.32	-0.52	-0.96	0.20	4.38	27.34	22.96
5 825	-1.01	-1.36	-1.51	0.20	3.68	27.34	23.66

- MIMO (ANT 0+1+2)

- 802.11n HT40

Frequency [㎒]	Result _ANT 0 (RBW=3 ㎑) [dBm]	Result _ANT 1 (RBW=3 ㎑) [dBm]	Result _ANT 2 (RBW=3 ㎑) [dBm]	Duty Factor [dB]	Total result [dBm/㎒]	Limit [dBm]	Margin [dB]
5 755	-2.64	-2.52	-2.48	0.33	2.56	27.34	24.78
5 795	-3.72	-4.08	-3.84	0.33	1.23	27.34	26.11

- 802.11ac VHT20

Frequency [㎒]	Result _ANT 0 (RBW=3 ㎑) [dBm]	Result _ANT 1 (RBW=3 ㎑) [dBm]	Result _ANT 2 (RBW=3 ㎑) [dBm]	Duty Factor [dB]	Total result [dBm/㎒]	Limit [dBm]	Margin [dB]
5 745	0.50	0.33	0.49	0.18	5.39	27.34	21.95
5 785	-0.17	-0.32	-0.40	0.18	4.65	27.34	22.69
5 825	-1.24	-1.14	-1.27	0.18	3.73	27.34	23.61

- 802.11ac VHT40

Frequency [㎒]	Result _ANT 0 (RBW=3 ㎑) [dBm]	Result _ANT 1 (RBW=3 ㎑) [dBm]	Result _ANT 2 (RBW=3 ㎑) [dBm]	Duty Factor [dB]	Total result [dBm/㎒]	Limit [dBm]	Margin [dB]
5 755	-2.23	-2.30	-2.66	0.31	2.69	27.34	24.65
5 795	-3.64	-3.90	-3.53	0.31	1.40	27.34	25.94

- 802.11ac VHT80

Frequency [㎒]	Result _ANT 0 (RBW=3 ㎑) [dBm]	Result _ANT 1 (RBW=3 ㎑) [dBm]	Result _ANT 2 (RBW=3 ㎑) [dBm]	Duty Factor [dB]	Total result [dBm/㎒]	Limit [dBm]	Margin [dB]
5 775	-6.79	-7.06	-6.76	0.61	-1.49	27.34	28.83

Note:
1. D.C.C.F = Duty cycle correction factor

5.4.4 Test Plot

Figure 2. Plot of the Power Spectral Density

- 5 150 Band

- ANT 0

802.11a

5 180 ㎒

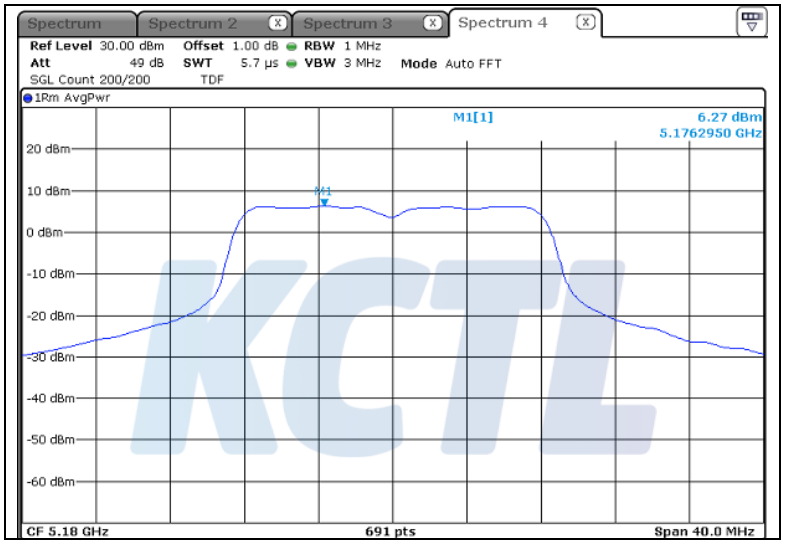

5 200 ㎒

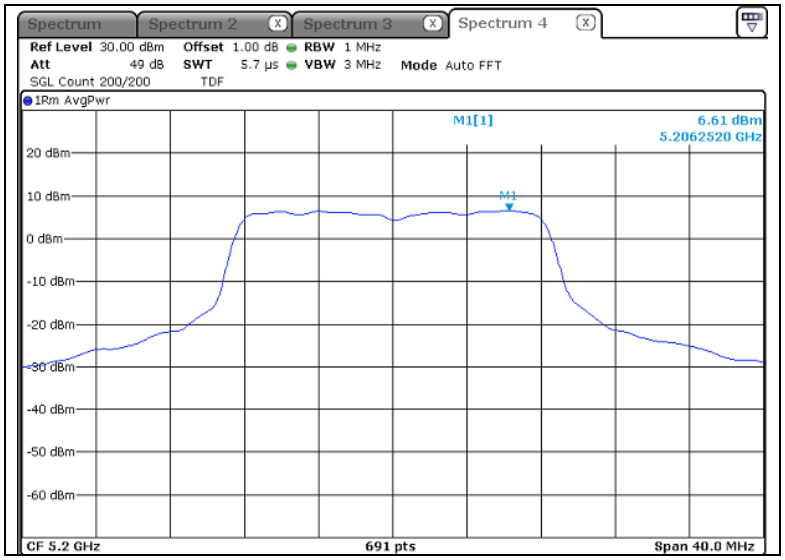

5 240 ㎒

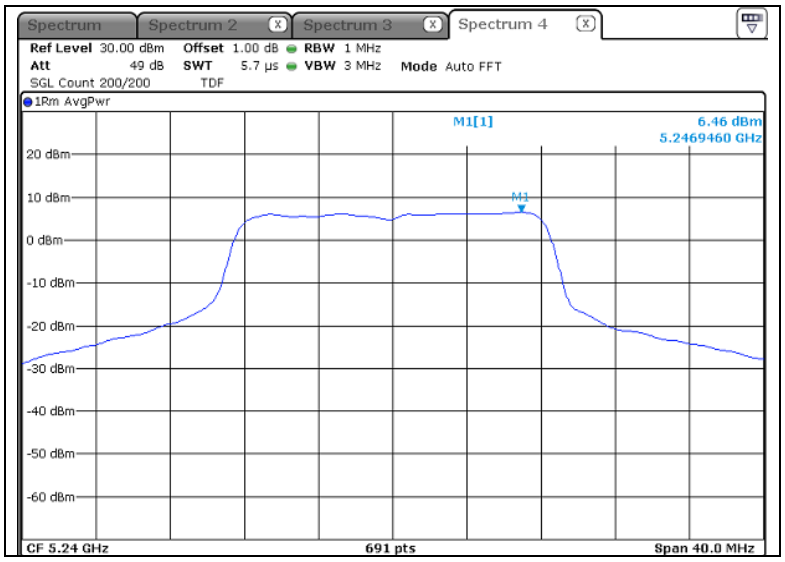

- 802.11n HT20

5 180 ㎒

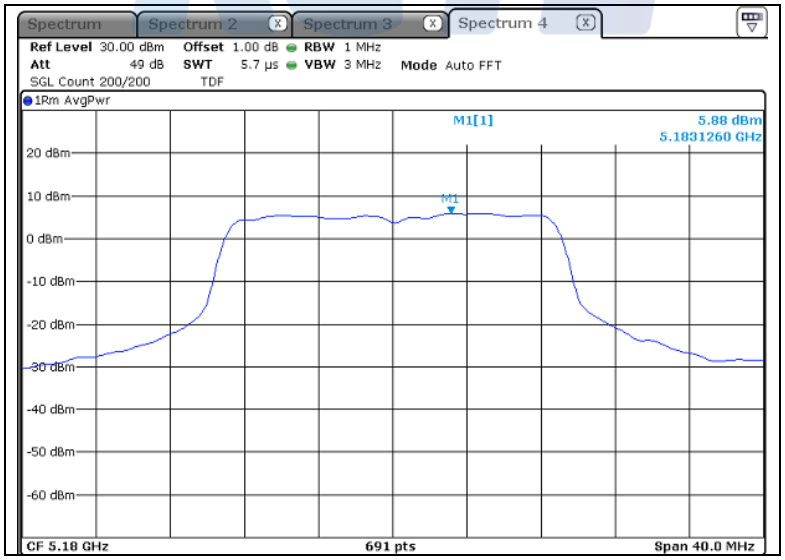

5 200 ㎒

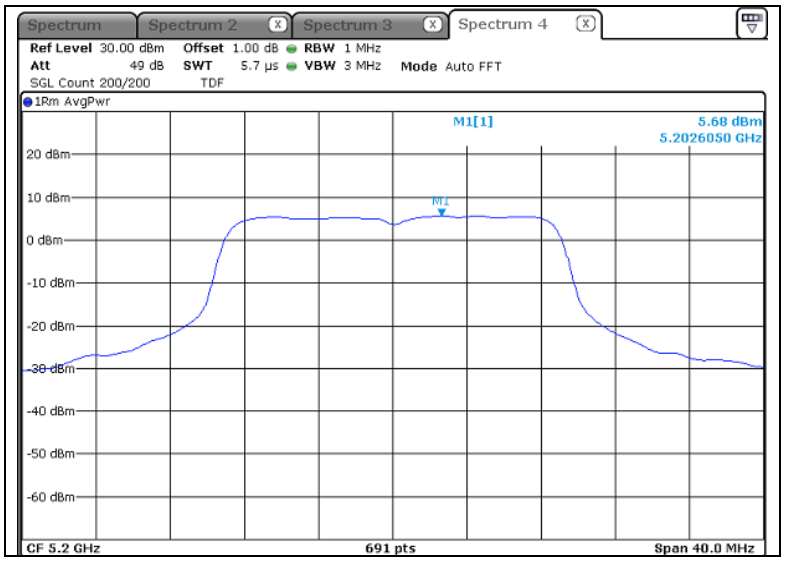
Spectrum
Spectrum 2
Spectrum 3
Spectrum 4
Ref Level 30.00 dBm Offset 1.00 dB RBW 1 MHz
Att 49 dB SWT 5.7 µs VBW 3 MHz Mode Auto FFT
SGL Count 200/200 TDF
1Rm AvgPwr
M1[1] 5.68 dBm
5.2026050 GHz
20 dBm
10 dBm
0 dBm
-10 dBm
-20 dBm
-30 dBm
-40 dBm
-50 dBm
-60 dBm
CF 5.2 GHz
691 pts
Span 40.0 MHz

5 240 ㎒

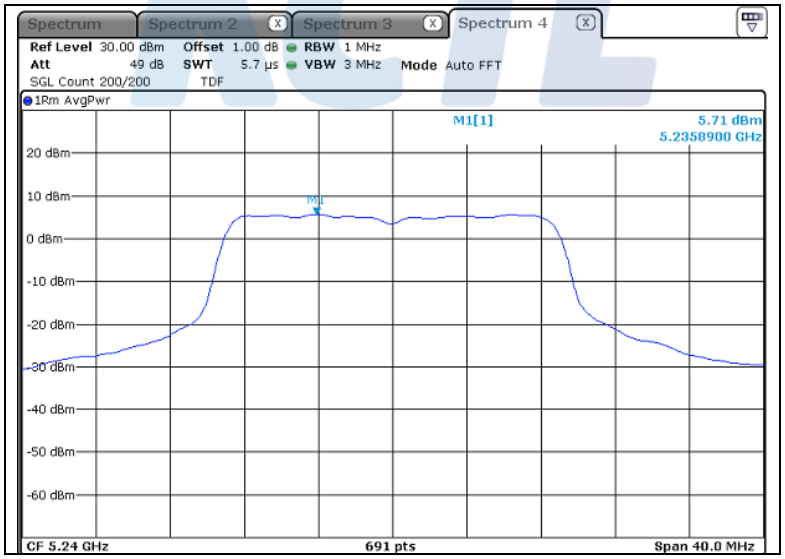
Spectrum
Spectrum 2
Spectrum 3
Spectrum 4
Ref Level 30.00 dBm Offset 1.00 dB RBW 1 MHz
Att 49 dB SWT 5.7 µs VBW 3 MHz Mode Auto FFT
SGL Count 200/200 TDF
1Rm AvgPwr
M1[1] 5.71 dBm
5.2358900 GHz
20 dBm
10 dBm
0 dBm
-10 dBm
-20 dBm
-30 dBm
-40 dBm
-50 dBm
-60 dBm
CF 5.24 GHz
691 pts
Span 40.0 MHz