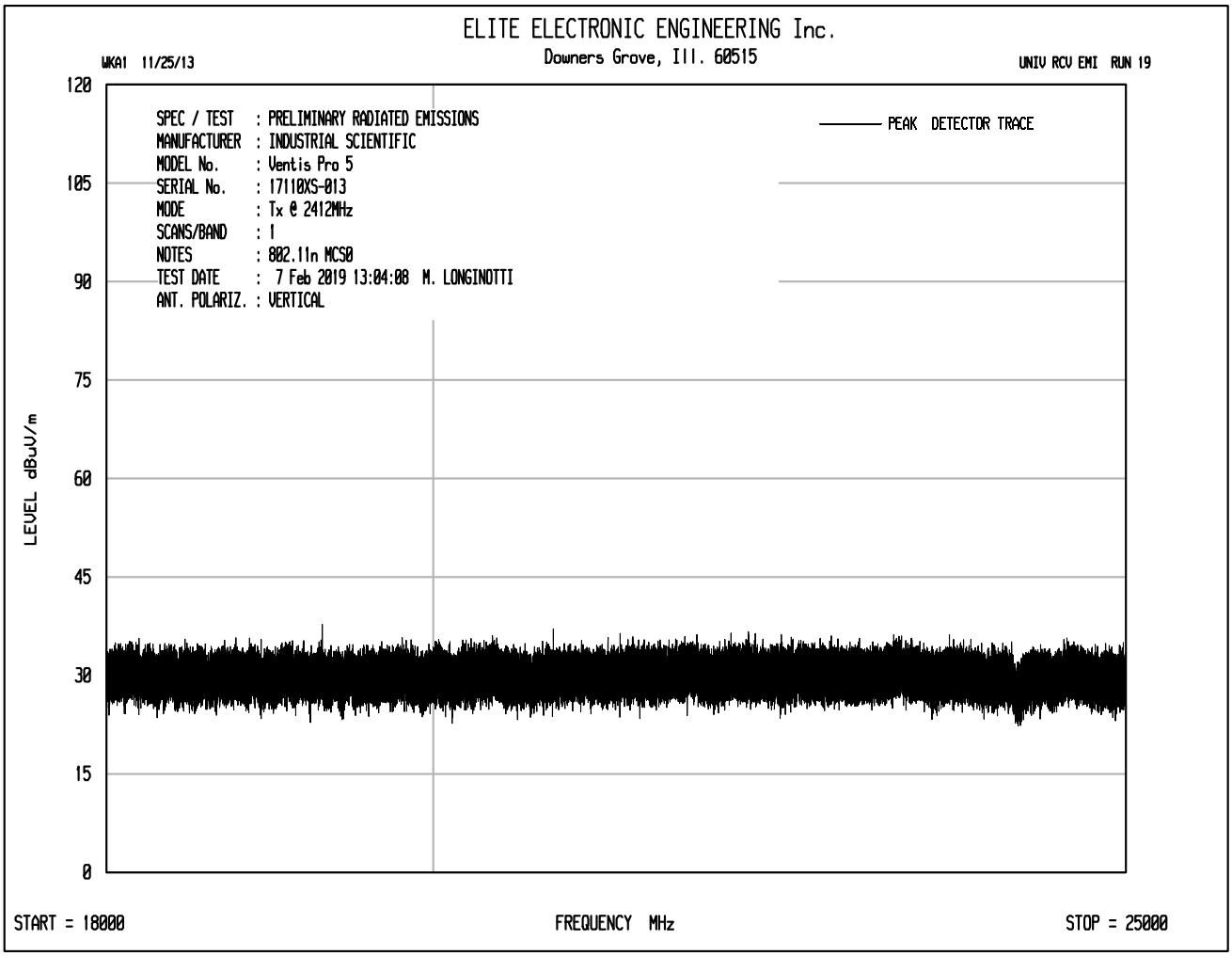
ELITE ELECTRONIC ENGINEERING Inc.
Downers Grove, Ill. 60515
WKA1 11/25/13
UNIV RCV EMI RUN 19
SPEC / TEST : PRELIMINARY RADIATED EMISSIONS
MANUFACTURER : INDUSTRIAL SCIENTIFIC
MODEL No. : Ventis Pro 5
SERIAL No. : 17110XS-013
MODE : Tx @ 2412MHz
SCANS/BAND : 1
NOTES : 802.11n MCS0
TEST DATE : 7 Feb 2019 13:04:08 M. LONGINOTTI
ANT. POLARIZ. : VERTICAL
PEAK DETECTOR TRACE
LEVEL dBuV/m
120
105
90
75
60
45
30
15
0
START = 18000
FREQUENCY MHz
STOP = 25000

Manufacturer : Industrial Scientific Corporation
Test Item : Gas Monitor
Model No. : Ventis Pro 5
Serial No. : 18103FE-007 (17110XS-013 for all but fundamental)
Mode : Transmit at 2412MHz, 802.11n, MCS0, power = 0
Test Specification : FCC-15.247, RSS-247 Peak Radiated Emissions in Restricted Bands
Date : January 17, 2019 through February 7, 2019
Test Distance : 3 meters
Notes : Peak Detector with 1MHz Resolution Bandwidth

Freq. MHz	Ant Pol	Meter Reading (dBuV)	Ambient	CBL Fac (dB)	Ant Fac (dB)	Pre Amp (dB)	Peak Total dBuV/m at 3m	Peak Total uV/m at 3 m	Peak Limit uV/m at 3 m	Margin (dB)
4824.00	H	56.4		3.7	36.8	-39.3	57.5	753.1	5000.0	-16.4
4824.00	V	55.3		3.7	36.8	-39.3	56.4	663.6	5000.0	-17.5
12060.00	H	49.3	Ambient	6.1	41.8	-39.1	58.0	796.2	5000.0	-16.0
12060.00	V	50.5	Ambient	6.1	41.8	-39.1	59.2	914.1	5000.0	-14.8
14472.00	H	49.0	Ambient	6.6	42.1	-38.3	59.5	942.3	5000.0	-14.5
14472.00	V	49.4	Ambient	6.6	42.1	-38.3	59.9	986.7	5000.0	-14.1
19296.00	H	34.8	Ambient	2.2	40.4	-28.5	48.9	277.2	5000.0	-25.1
19296.00	V	35.2	Ambient	2.2	40.4	-28.5	49.3	290.3	5000.0	-24.7

Total (dBuV/m) = Meter Reading + CBL FAC + Ant Fac + Pre Amp

Checked By: MARK E. LONGINOTTI

Mark E. Longinotti

Manufacturer : Industrial Scientific Corporation
Test Item : Gas Monitor
Model No. : Ventis Pro 5
Serial No. : 18103FE-007 (17110XS-013 for all but fundamental)
Mode : Transmit at 2412MHz, 802.11n, MCS0, power = 0
Test Specification : FCC-15.247, RSS-247 Average Radiated Emissions in Restricted Bands
Date : January 17, 2019 through February 7, 2019
Test Distance : 3 meters
Notes : Average Detector with 1MHz Resolution Bandwidth

Freq. MHz	Ant Pol	Meter Reading (dBuV)	Ambient	CBL Fac (dB)	Ant Fac (dB)	Pre Amp (dB)	Duty Cycle (dB)	Average Total dBuV/m at 3m	Average Total uV/m at 3 m	Average Limit uV/m at 3 m	Margin (dB)
4824.00	H	40.2		3.7	36.8	-39.3	0.7	42.0	125.7	500.0	-12.0
4824.00	V	40.1		3.7	36.8	-39.3	0.7	41.9	124.3	500.0	-12.1
12060.00	H	34.6	Ambient	6.1	41.8	-39.1	0.7	44.0	157.9	500.0	-10.0
12060.00	V	35.3	Ambient	6.1	41.8	-39.1	0.7	44.7	171.2	500.0	-9.3
14472.00	H	34.2	Ambient	6.6	42.1	-38.3	0.7	45.3	184.8	500.0	-8.6
14472.00	V	34.2	Ambient	6.6	42.1	-38.3	0.7	45.3	184.8	500.0	-8.6
19296.00	H	21.7	Ambient	2.2	40.4	-28.5	0.7	36.4	66.1	500.0	-17.6
19296.00	V	22.6	Ambient	2.2	40.4	-28.5	0.7	37.3	73.3	500.0	-16.7

Total (dBuV/m) = Meter Reading + CBL FAC + Ant Fac + Pre Amp + Duty Cycle

Checked By: MARK E. LONGINOTTI

Mark E. Longinotti

Manufacturer : Industrial Scientific Corporation
Test Item : Gas Monitor
Model No. : Ventis Pro 5
Serial No. : 18103FE-007 (17110XS-013 for all but fundamental)
Mode : Transmit at 2412MHz, 802.11n, MCS0, power = 0
Test Specification : FCC-15.247, RSS-247 Peak Radiated Emissions not in Restricted Bands
Date : January 17, 2019 through February 7, 2019
Test Distance : 3 meters
Notes : Peak Detector with 100kHz Resolution Bandwidth

Freq. MHz	Ant Pol	Meter Reading (dBuV)	Ambient	CBL Fac (dB)	Ant Fac (dB)	Pre Amp (dB)	Peak Total dBuV/m at 3m	Peak Total uV/m at 3 m	Peak Limit uV/m at 3 m	Margin (dB)
2412.00	H	62.9		2.6	33.6	0.0	99.1	90384.3		
2412.00	V	57.4		2.6	33.6	0.0	93.6	47983.6		
7236.00	H	40.3	Ambient	4.7	38.1	-39.4	43.6	152.1	9038.4	-35.5
7236.00	V	41.7	Ambient	4.7	38.1	-39.4	45.0	178.7	9038.4	-34.1
9648.00	H	39.7	Ambient	5.2	39.2	-39.3	44.8	174.1	9038.4	-34.3
9648.00	V	40.4	Ambient	5.2	39.2	-39.3	45.5	188.7	9038.4	-33.6
16884.00	H	38.5	Ambient	7.2	45.1	-37.5	53.3	461.2	9038.4	-25.8
16884.00	V	38.5	Ambient	7.2	45.1	-37.5	53.3	461.2	9038.4	-25.8
21708.00	H	24.7	Ambient	2.2	40.6	-28.9	38.6	85.3	9038.4	-40.5
21708.00	V	23.5	Ambient	2.2	40.6	-28.9	37.4	74.3	9038.4	-41.7
24120.00	H	22.3	Ambient	2.2	40.6	-30.5	34.7	54.1	9038.4	-44.5
24120.00	V	23.1	Ambient	2.2	40.6	-30.5	35.5	59.3	9038.4	-43.7
6432.00	H	53.6	Ambient	4.3	37.9	-39.4	56.4	660.2	9038.4	-22.7
6432.00	V	50.9	Ambient	4.3	37.9	-39.4	53.7	483.8	9038.4	-25.4

Checked By: MARK E. LONGINOTTI

Mark E. Longinotti

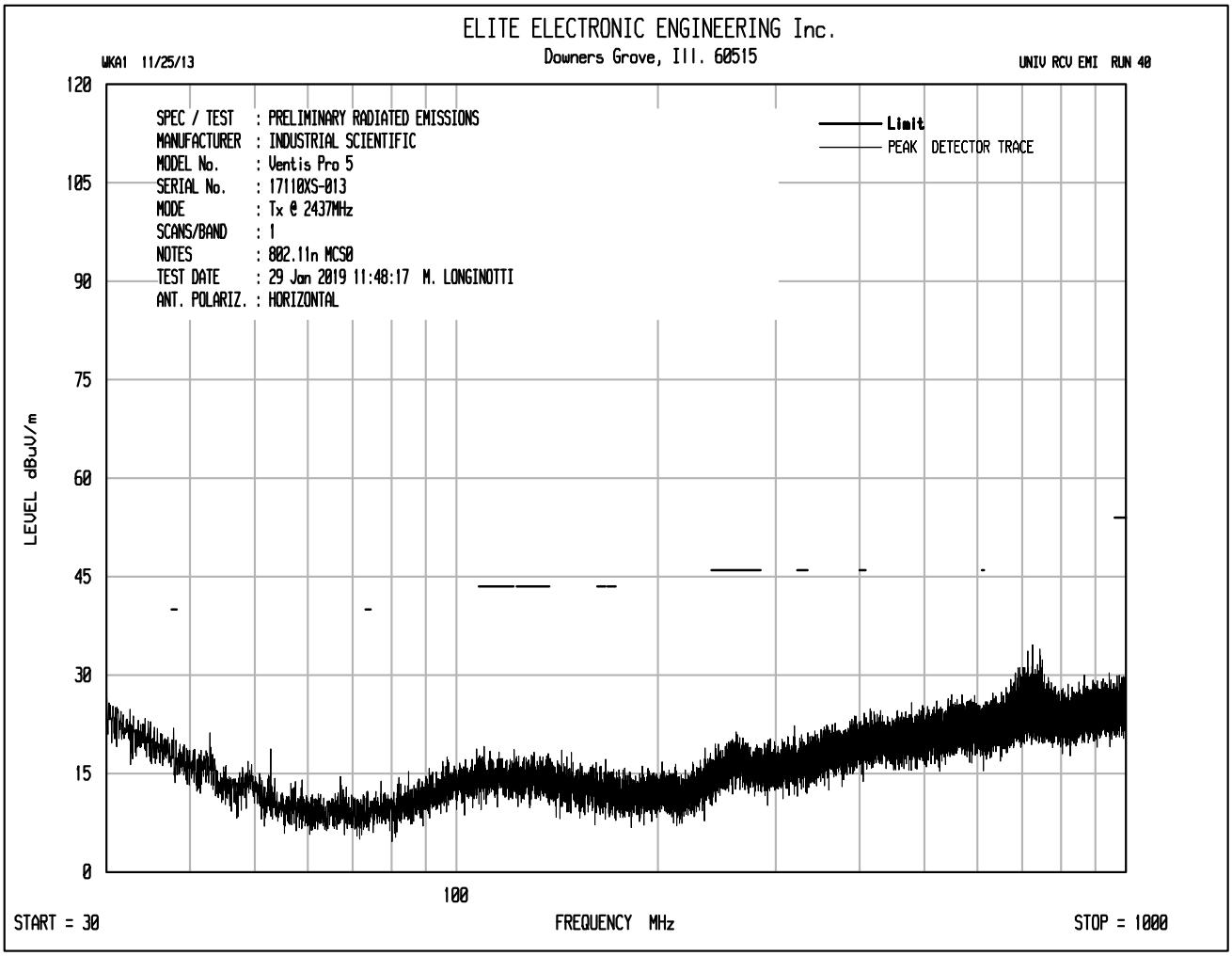
ELITE ELECTRONIC ENGINEERING Inc.
Downers Grove, Ill. 60515
WKA1 11/25/13
UNIV RCV EMI RUN 40
SPEC / TEST : PRELIMINARY RADIATED EMISSIONS
MANUFACTURER : INDUSTRIAL SCIENTIFIC
MODEL No. : Ventis Pro 5
SERIAL No. : 17110XS-013
MODE : Tx @ 2437MHz
SCANS/BAND : 1
NOTES : 802.11n MCS0
TEST DATE : 29 Jan 2019 11:48:17 M. LONGINOTTI
ANT. POLARIZ. : HORIZONTAL
Limit
PEAK DETECTOR TRACE
LEVEL dBuV/m
120
105
90
75
60
45
30
15
0
100
START = 30
FREQUENCY MHz
STOP = 1000

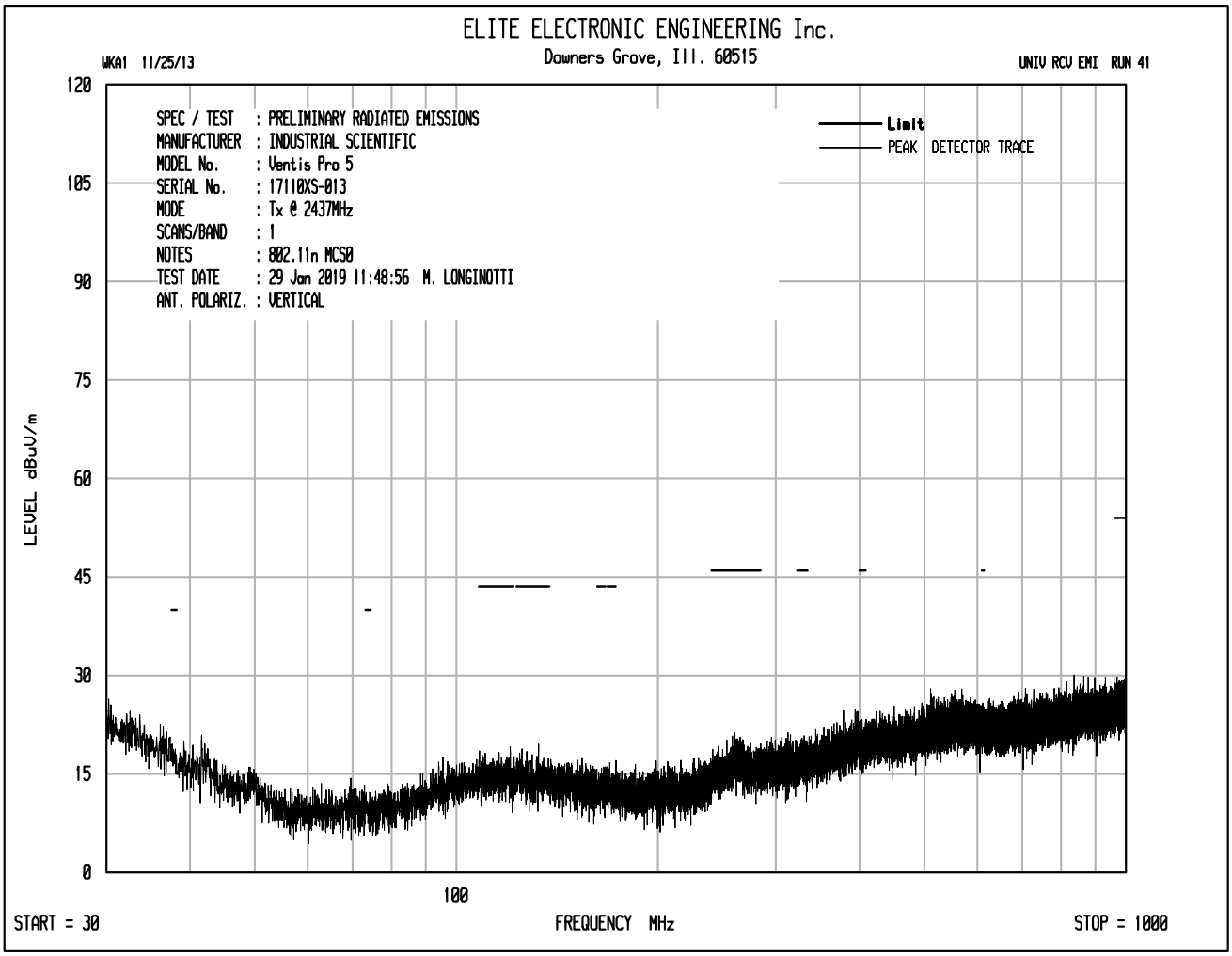
ELITE ELECTRONIC ENGINEERING Inc.
Downers Grove, Ill. 60515
WKA1 11/25/13
UNIV RCV EMI RUN 41
SPEC / TEST : PRELIMINARY RADIATED EMISSIONS
MANUFACTURER : INDUSTRIAL SCIENTIFIC
MODEL No. : Ventis Pro 5
SERIAL No. : 17110XS-013
MODE : Tx @ 2437MHz
SCANS/BAND : 1
NOTES : 802.11n MCS0
TEST DATE : 29 Jan 2019 11:48:56 M. LONGINOTTI
ANT. POLARIZ. : VERTICAL
Limit
PEAK DETECTOR TRACE
LEVEL dBuV/m
120
105
90
75
60
45
30
15
0
100
START = 30
FREQUENCY MHz
STOP = 1000

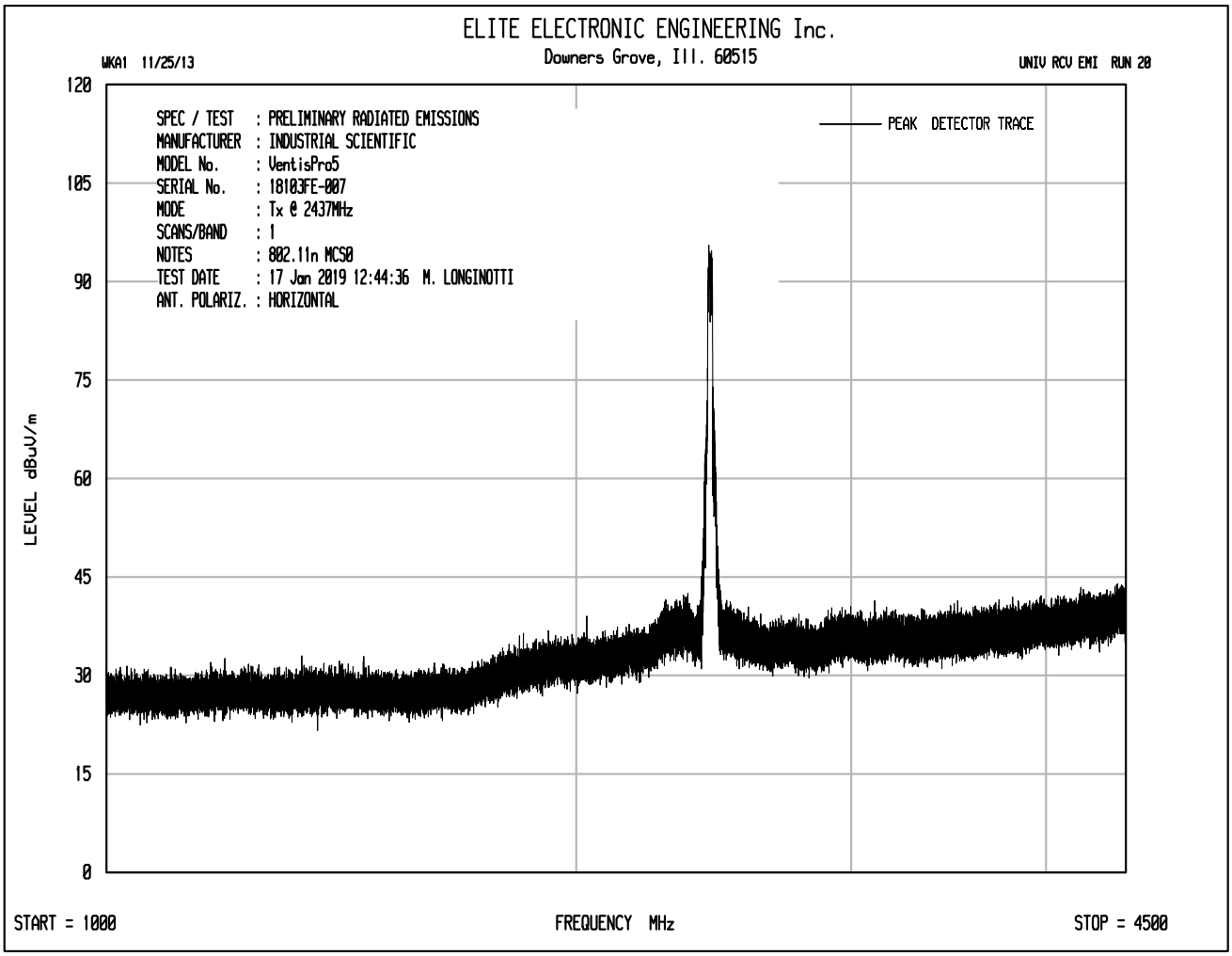
ELITE ELECTRONIC ENGINEERING Inc.
Downers Grove, Ill. 60515
WKA1 11/25/13
UNIV RCV EMI RUN 20
SPEC / TEST : PRELIMINARY RADIATED EMISSIONS
MANUFACTURER : INDUSTRIAL SCIENTIFIC
MODEL No. : VentisPro5
SERIAL No. : 18103FE-007
MODE : Tx @ 2437MHz
SCANS/BAND : 1
NOTES : 802.11n MCS0
TEST DATE : 17 Jan 2019 12:44:36 M. LONGINOTTI
ANT. POLARIZ. : HORIZONTAL
PEAK DETECTOR TRACE
LEVEL dBuV/m
120
105
90
75
60
45
30
15
0
START = 1000
FREQUENCY MHz
STOP = 4500

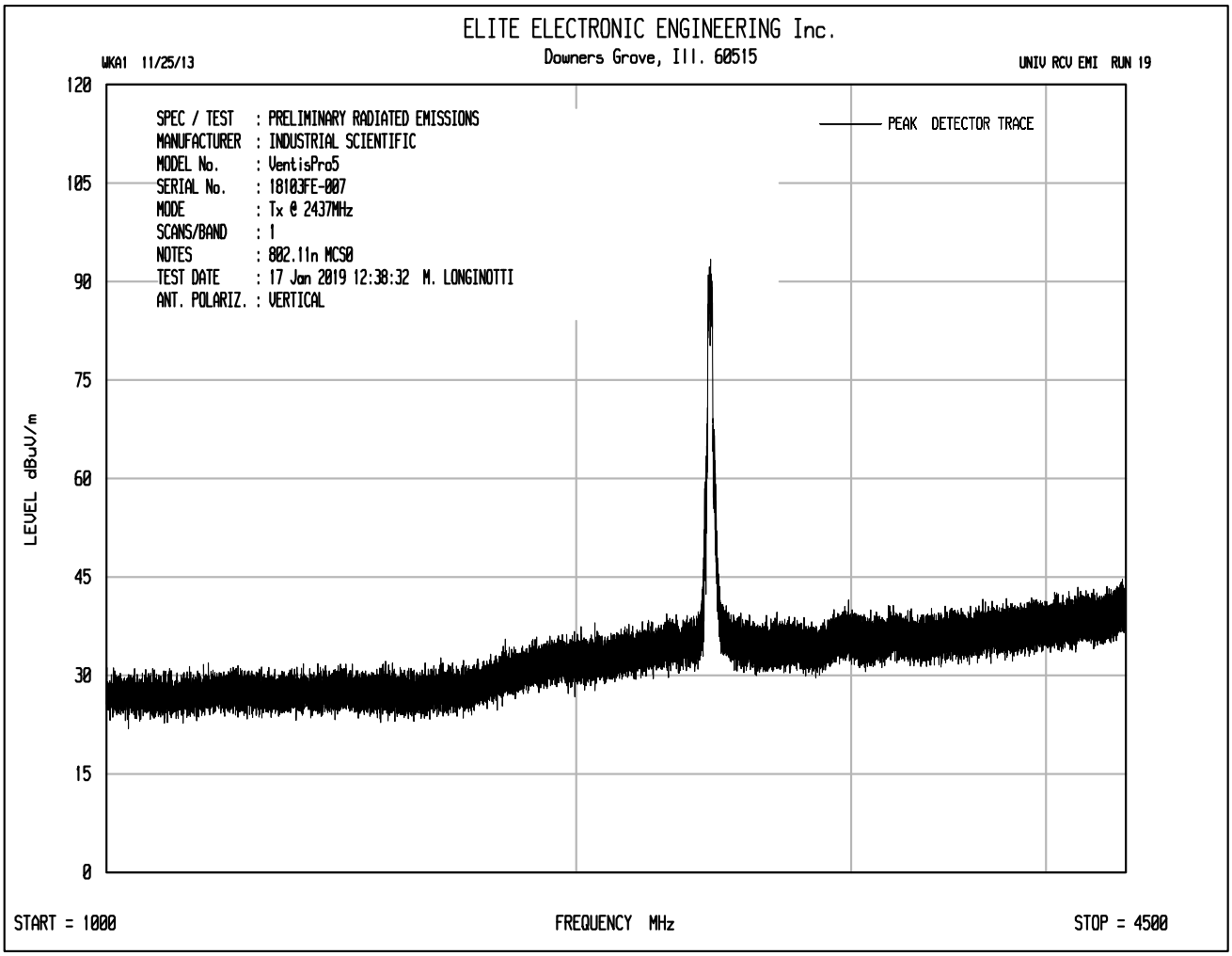
ELITE ELECTRONIC ENGINEERING Inc.
Downers Grove, Ill. 60515
WKA1 11/25/13
UNIV RCV EMI RUN 19
SPEC / TEST : PRELIMINARY RADIATED EMISSIONS
MANUFACTURER : INDUSTRIAL SCIENTIFIC
MODEL No. : VentisPro5
SERIAL No. : 18103FE-007
MODE : Tx @ 2437MHz
SCANS/BAND : 1
NOTES : 802.11n MCS0
TEST DATE : 17 Jan 2019 12:38:32 M. LONGINOTTI
ANT. POLARIZ. : VERTICAL
PEAK DETECTOR TRACE
LEVEL dBuV/m
120
105
90
75
60
45
30
15
0
START = 1000
FREQUENCY MHz
STOP = 4500

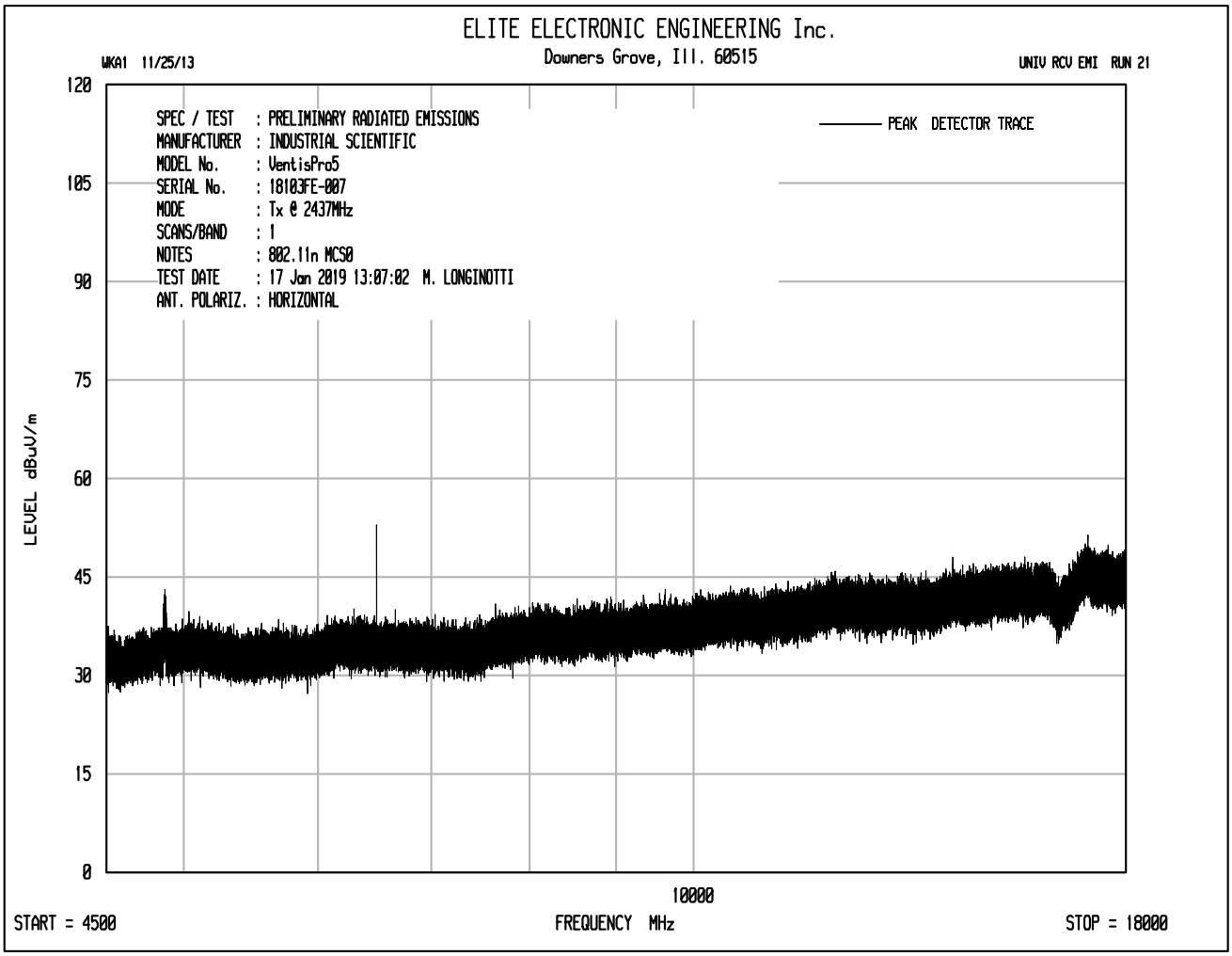
ELITE ELECTRONIC ENGINEERING Inc.
Downers Grove, Ill. 60515
WKA1 11/25/13
UNIV RCV EMI RUN 21
SPEC / TEST : PRELIMINARY RADIATED EMISSIONS
MANUFACTURER : INDUSTRIAL SCIENTIFIC
MODEL No. : VentisPro5
SERIAL No. : 18103FE-007
MODE : Tx @ 2437MHz
SCANS/BAND : 1
NOTES : 802.11n MCS0
TEST DATE : 17 Jan 2019 13:07:02 M. LONGINOTTI
ANT. POLARIZ. : HORIZONTAL
PEAK DETECTOR TRACE
LEVEL dBuV/m
120
105
90
75
60
45
30
15
0
10000
START = 4500
FREQUENCY MHz
STOP = 18000

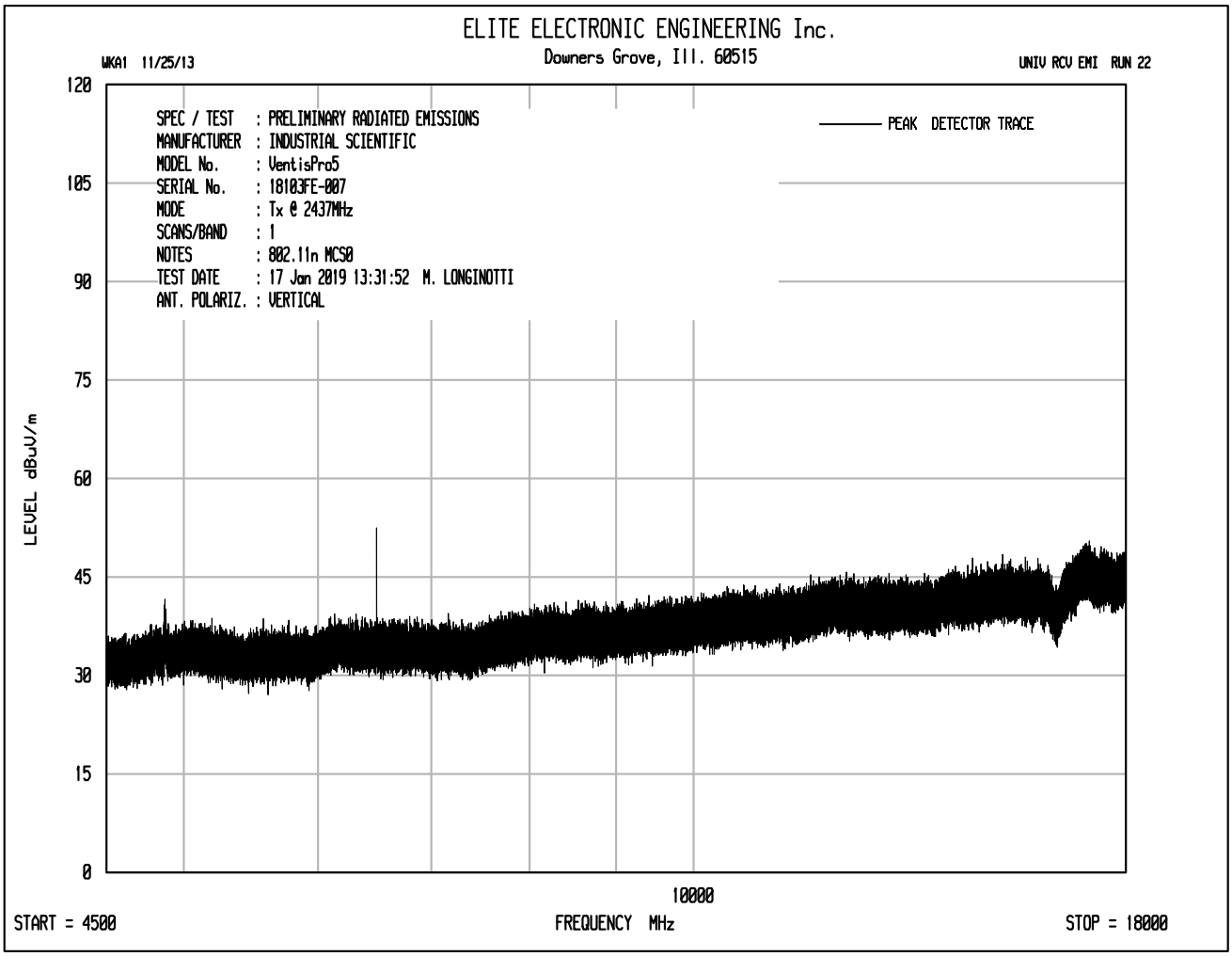
ELITE ELECTRONIC ENGINEERING Inc.
Downers Grove, Ill. 60515
WKA1 11/25/13
UNIV RCV EMI RUN 22
SPEC / TEST : PRELIMINARY RADIATED EMISSIONS
MANUFACTURER : INDUSTRIAL SCIENTIFIC
MODEL No. : VentisPro5
SERIAL No. : 18103FE-007
MODE : Tx @ 2437MHz
SCANS/BAND : 1
NOTES : 802.11n MCS0
TEST DATE : 17 Jan 2019 13:31:52 M. LONGINOTTI
ANT. POLARIZ. : VERTICAL
PEAK DETECTOR TRACE
LEVEL dBuV/m
120
105
90
75
60
45
30
15
0
10000
START = 4500
FREQUENCY MHz
STOP = 18000

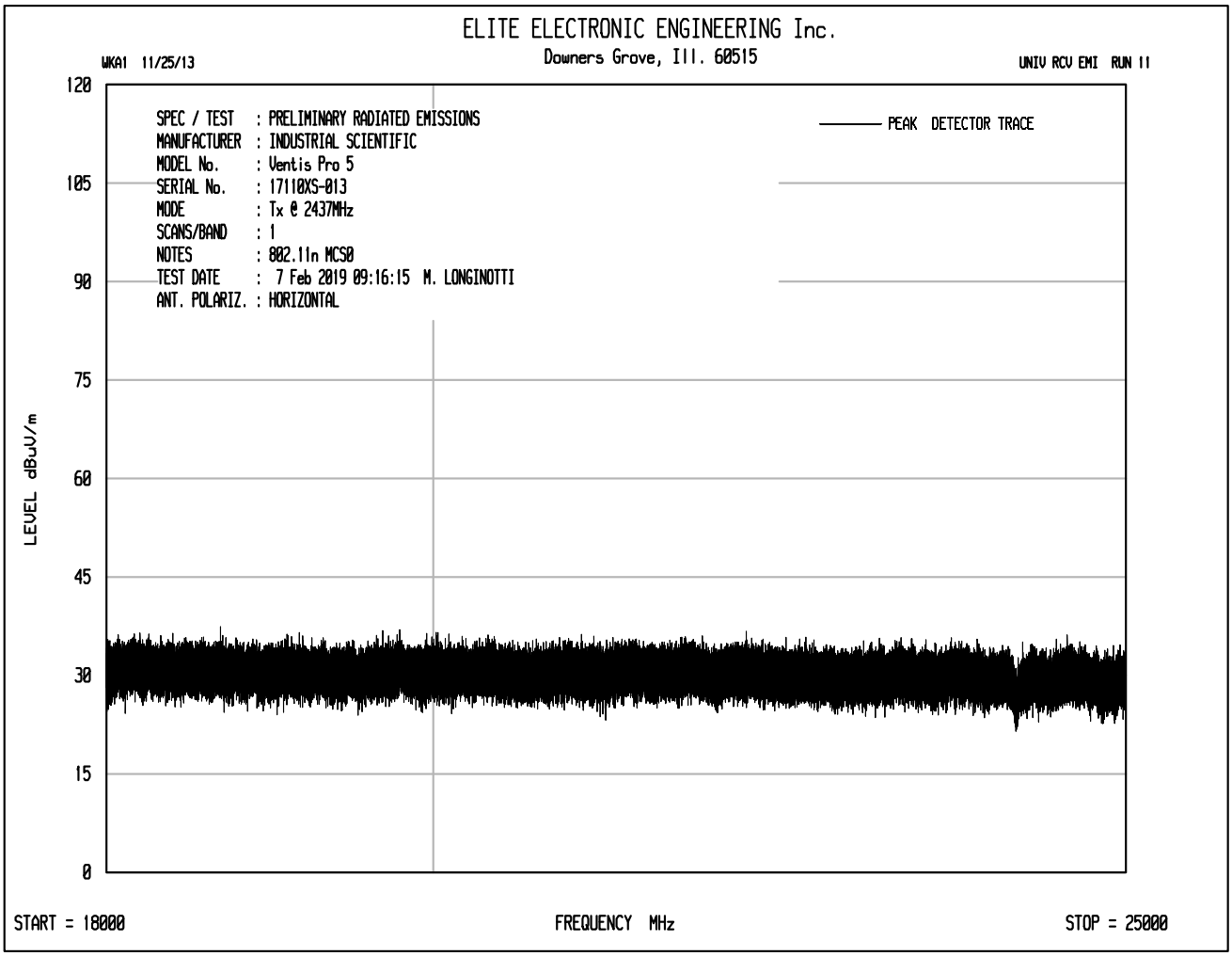
ELITE ELECTRONIC ENGINEERING Inc.
Downers Grove, Ill. 60515
WKA1 11/25/13
UNIV RCV EMI RUN 11
SPEC / TEST : PRELIMINARY RADIATED EMISSIONS
MANUFACTURER : INDUSTRIAL SCIENTIFIC
MODEL No. : Ventis Pro 5
SERIAL No. : 17110XS-013
MODE : Tx @ 2437MHz
SCANS/BAND : 1
NOTES : 802.11n MCS0
TEST DATE : 7 Feb 2019 09:16:15 M. LONGINOTTI
ANT. POLARIZ. : HORIZONTAL
PEAK DETECTOR TRACE
LEVEL dBuV/m
120
105
90
75
60
45
30
15
0
START = 18000
FREQUENCY MHz
STOP = 25000

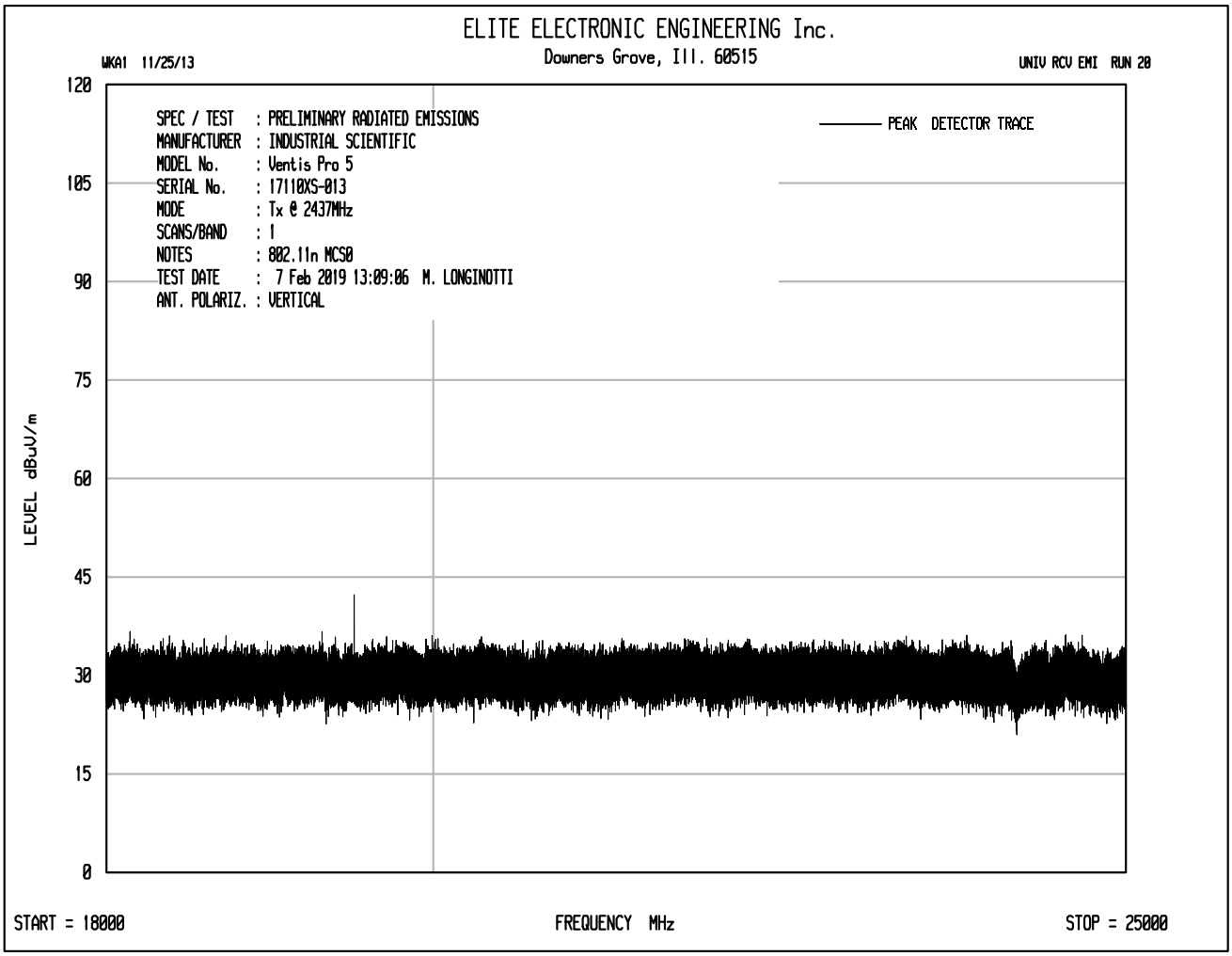
ELITE ELECTRONIC ENGINEERING Inc.
Downers Grove, Ill. 60515
WKA1 11/25/13
UNIV RCV EMI RUN 20
SPEC / TEST : PRELIMINARY RADIATED EMISSIONS
MANUFACTURER : INDUSTRIAL SCIENTIFIC
MODEL No. : Ventis Pro 5
SERIAL No. : 17110XS-013
MODE : Tx @ 2437MHz
SCANS/BAND : 1
NOTES : 802.11n MCS0
TEST DATE : 7 Feb 2019 13:09:06 M. LONGINOTTI
ANT. POLARIZ. : VERTICAL
PEAK DETECTOR TRACE
LEVEL dBuV/m
120
105
90
75
60
45
30
15
0
START = 18000
FREQUENCY MHz
STOP = 25000

Manufacturer : Industrial Scientific Corporation
Test Item : Gas Monitor
Model No. : Ventis Pro 5
Serial No. : 18103FE-007 (17110XS-013 for all but fundamental)
Mode : Transmit at 2437MHz, 802.11n, MCS0, power = 0
Test Specification : FCC-15.247, RSS-247 Peak Radiated Emissions in Restricted Bands
Date : January 17, 2019 through February 7, 2019
Test Distance : 3 meters
Notes : Peak Detector with 1MHz Resolution Bandwidth

Freq. MHz	Ant Pol	Meter Reading (dBuV)	Ambient	CBL Fac (dB)	Ant Fac (dB)	Pre Amp (dB)	Peak Total dBuV/m at 3m	Peak Total uV/m at 3 m	Peak Limit uV/m at 3 m	Margin (dB)
4874.00	H	55.6	Ambient	3.7	36.7	-39.3	56.6	678.3	5000.0	-17.4
4874.00	V	53.1	Ambient	3.7	36.7	-39.3	54.1	508.6	5000.0	-19.9
7311.00	H	48.9	Ambient	4.7	38.1	-39.4	52.3	410.9	5000.0	-21.7
7311.00	V	49.8	Ambient	4.7	38.1	-39.4	53.2	455.8	5000.0	-20.8
12185.00	H	50.4	Ambient	6.1	41.8	-39.1	59.2	910.5	5000.0	-14.8
12185.00	V	49.6	Ambient	6.1	41.8	-39.1	58.4	830.4	5000.0	-15.6
19496.00	H	34.4	Ambient	2.2	40.4	-28.8	48.2	257.1	5000.0	-25.8
19496.00	V	35.5	Ambient	2.2	40.4	-28.8	49.3	291.8	5000.0	-24.7

Total (dBuV/m) = Meter Reading + CBL FAC + Ant Fac + Pre Amp

Checked By: MARK E. LONGINOTTI

Mark E. Longinotti

Manufacturer : Industrial Scientific Corporation
Test Item : Gas Monitor
Model No. : Ventis Pro 5
Serial No. : 18103FE-007 (17110XS-013 for all but fundamental)
Mode : Transmit at 2437MHz, 802.11n, MCS0, power = 0
Test Specification : FCC-15.247, RSS-247 Average Radiated Emissions in Restricted Bands
Date : January 17, 2019 through February 7, 2019
Test Distance : 3 meters
Notes : Average Detector with 1MHz Resolution Bandwidth

Freq. MHz	Ant Pol	Meter Reading (dBuV)	Ambient	CBL Fac (dB)	Ant Fac (dB)	Pre Amp (dB)	Duty Cycle (dB)	Average Total dBuV/m at 3m	Average Total uV/m at 3 m	Average Limit uV/m at 3 m	Margin (dB)
4874.00	H	39.6	Ambient	3.7	36.7	-39.3	0.7	41.3	115.8	500.0	-12.7
4874.00	V	38.5	Ambient	3.7	36.7	-39.3	0.7	40.2	102.1	500.0	-13.8
7311.00	H	34.00	Ambient	4.7	38.1	-39.4	0.7	38.0	79.7	500.0	-16.0
7311.00	V	34.8	Ambient	4.7	38.1	-39.4	0.7	38.8	87.4	500.0	-15.2
12185.00	H	34.9	Ambient	6.1	41.8	-39.1	0.7	44.3	164.7	500.0	-9.6
12185.00	V	34.9	Ambient	6.1	41.8	-39.1	0.7	44.3	164.7	500.0	-9.6
19496.00	H	22.0	Ambient	2.2	40.4	-28.8	0.7	36.5	66.5	500.0	-17.5
19496.00	V	25.9	Ambient	2.2	40.4	-28.8	0.7	40.4	104.1	500.0	-13.6

Total (dBuV/m) = Meter Reading + CBL FAC + Ant Fac + Pre Amp + Duty Cycle

Checked By: MARK E. LONGINOTTI

Mark E. Longinotti

Manufacturer : Industrial Scientific Corporation
Test Item : Gas Monitor
Model No. : Ventis Pro 5
Serial No. : 18103FE-007 (17110XS-013 for all but fundamental)
Mode : Transmit at 2437MHz, 802.11n, MCS0, power = 0
Test Specification : FCC-15.247, RSS-247 Peak Radiated Emissions not in Restricted Bands
Date : January 17, 2019 through February 7, 2019
Test Distance : 3 meters
Notes : Peak Detector with 100kHz Resolution Bandwidth

Freq. MHz	Ant Pol	Meter Reading (dBuV)	Ambient	CBL Fac (dB)	Ant Fac (dB)	Pre Amp (dB)	Peak Total dBuV/m at 3m	Peak Total uV/m at 3 m	Peak Limit uV/m at 3 m	Margin (dB)
2437.00	H	62.6		2.6	33.6	0.0	98.8	87154.7		
2437.00	V	59.1		2.6	33.6	0.0	95.3	58249.3		
9748.00	H	39.7	Ambient	5.2	39.4	-39.3	45.0	178.4	8715.5	-33.8
9748.00	V	40.0	Ambient	5.2	39.4	-39.3	45.3	184.7	8715.5	-33.5
14622.00	H	38.9	Ambient	6.7	42.4	-38.2	49.7	306.4	8715.5	-29.1
14622.00	V	39.7	Ambient	6.7	42.4	-38.2	50.5	335.9	8715.5	-28.3
17059.00	H	35.4	Ambient	7.2	45.0	-37.5	50.2	321.8	8715.5	-28.7
17059.00	V	36.2	Ambient	7.2	45.0	-37.5	51.0	352.8	8715.5	-27.9
21933.00	H	24.3	Ambient	2.2	40.6	-29.4	37.7	76.9	8715.5	-41.1
21933.00	V	35.9	Ambient	2.2	40.6	-29.4	49.3	292.4	8715.5	-29.5
24370.00	H	25.9	Ambient	2.2	40.6	-30.4	38.4	83.1	8715.5	-40.4
24370.00	V	36.3	Ambient	2.2	40.6	-30.4	48.8	275.1	8715.5	-30.0
6498.64	H	52.5		4.4	37.8	-39.4	55.3	579.7	8715.5	-23.5
6498.64	V	51.6		4.4	37.8	-39.4	54.4	522.6	8715.5	-24.4

Checked By: MARK E. LONGINOTTI

Mark E. Longinotti

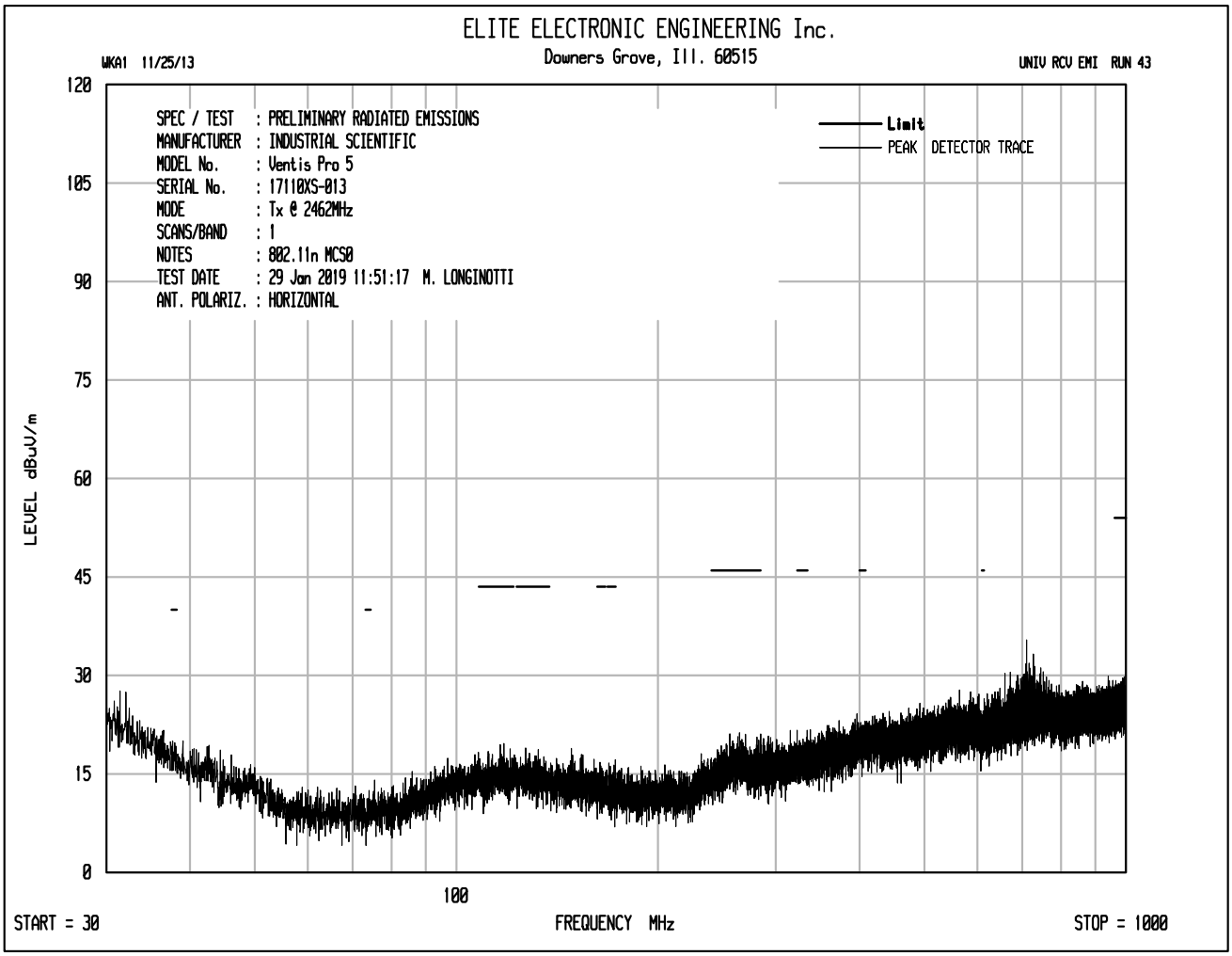
ELITE ELECTRONIC ENGINEERING Inc.
Downers Grove, Ill. 60515
WKA1 11/25/13
UNIV RCV EMI RUN 43
SPEC / TEST : PRELIMINARY RADIATED EMISSIONS
MANUFACTURER : INDUSTRIAL SCIENTIFIC
MODEL No. : Ventis Pro 5
SERIAL No. : 17110XS-013
MODE : Tx @ 2462MHz
SCANS/BAND : 1
NOTES : 802.11n MCS0
TEST DATE : 29 Jan 2019 11:51:17 M. LONGINOTTI
ANT. POLARIZ. : HORIZONTAL
Limit
PEAK DETECTOR TRACE
LEVEL dBuV/m
120
105
90
75
60
45
30
15
0
100
START = 30
FREQUENCY MHz
STOP = 1000

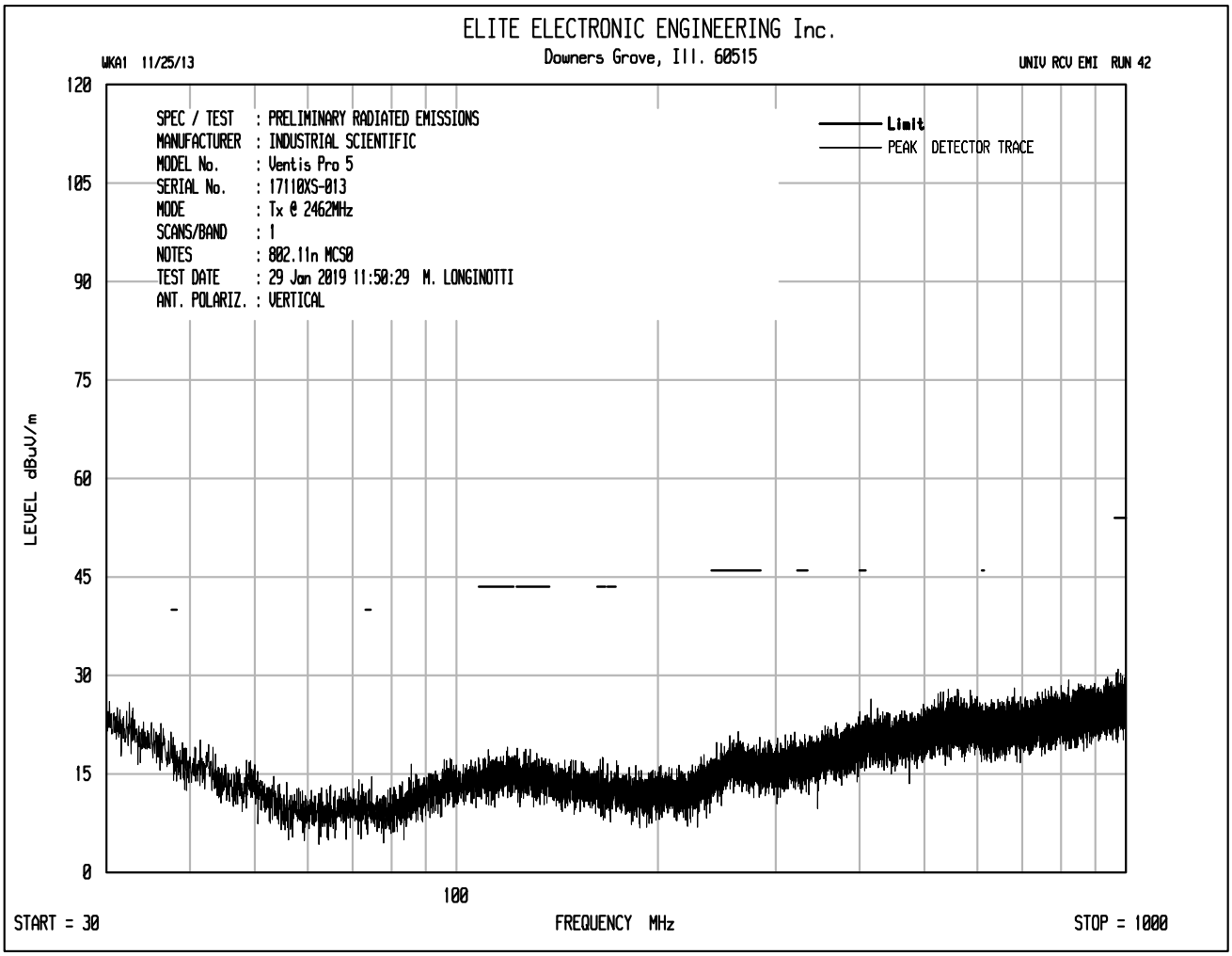
ELITE ELECTRONIC ENGINEERING Inc.
Downers Grove, Ill. 60515
WKA1 11/25/13
UNIV RCV EMI RUN 42
SPEC / TEST : PRELIMINARY RADIATED EMISSIONS
MANUFACTURER : INDUSTRIAL SCIENTIFIC
MODEL No. : Ventis Pro 5
SERIAL No. : 17110XS-013
MODE : Tx @ 2462MHz
SCANS/BAND : 1
NOTES : 802.11n MCS0
TEST DATE : 29 Jan 2019 11:50:29 M. LONGINOTTI
ANT. POLARIZ. : VERTICAL
Limit
PEAK DETECTOR TRACE
LEVEL dBuV/m
120
105
90
75
60
45
30
15
0
100
START = 30
FREQUENCY MHz
STOP = 1000

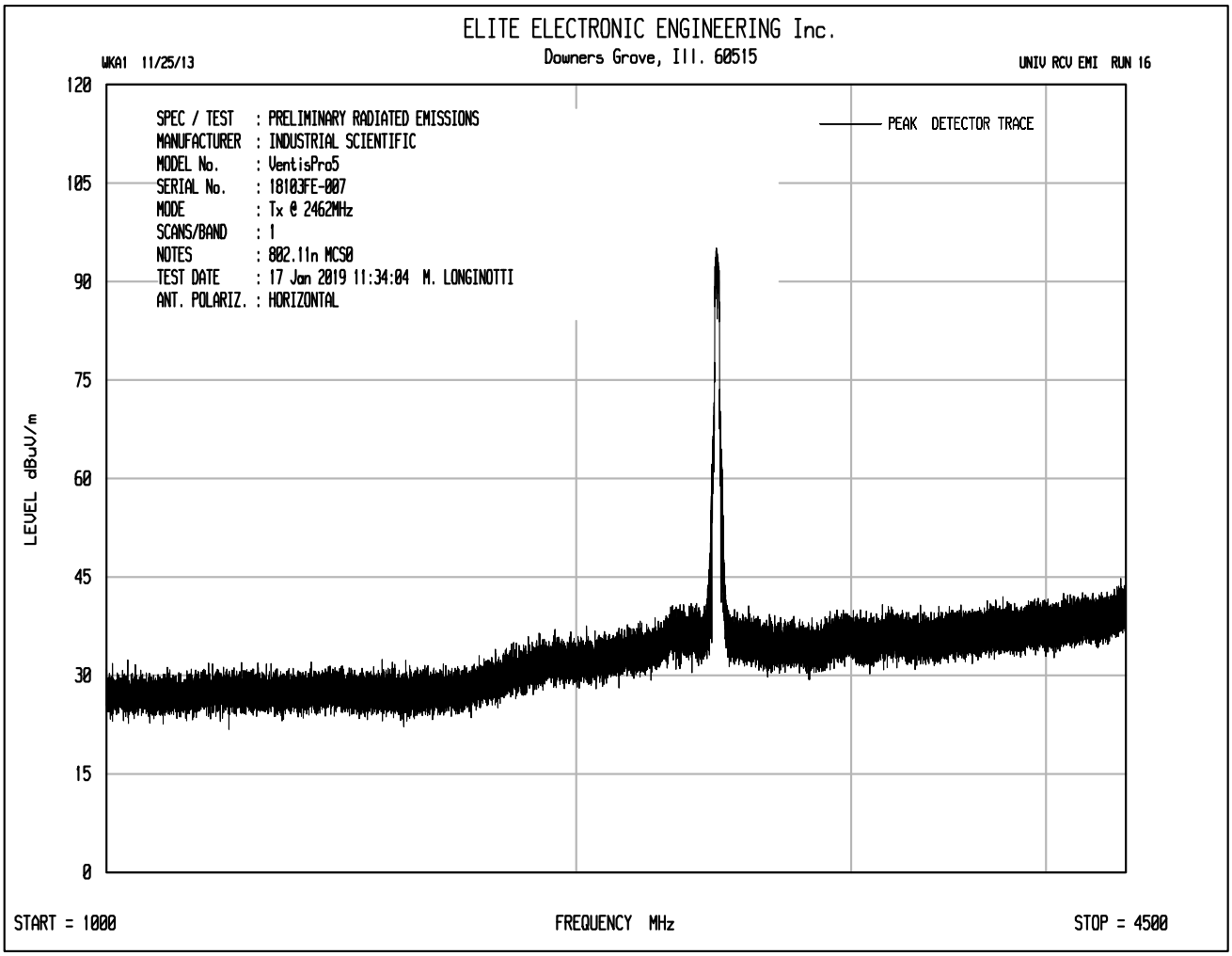
ELITE ELECTRONIC ENGINEERING Inc.
Downers Grove, Ill. 60515
WKA1 11/25/13
UNIV RCV EMI RUN 16
SPEC / TEST : PRELIMINARY RADIATED EMISSIONS
MANUFACTURER : INDUSTRIAL SCIENTIFIC
MODEL No. : VentisPro5
SERIAL No. : 18103FE-007
MODE : Tx @ 2462MHz
SCANS/BAND : 1
NOTES : 802.11n MCS0
TEST DATE : 17 Jan 2019 11:34:04 M. LONGINOTTI
ANT. POLARIZ. : HORIZONTAL
PEAK DETECTOR TRACE
LEVEL dBuV/m
120
105
90
75
60
45
30
15
0
START = 1000
FREQUENCY MHz
STOP = 4500

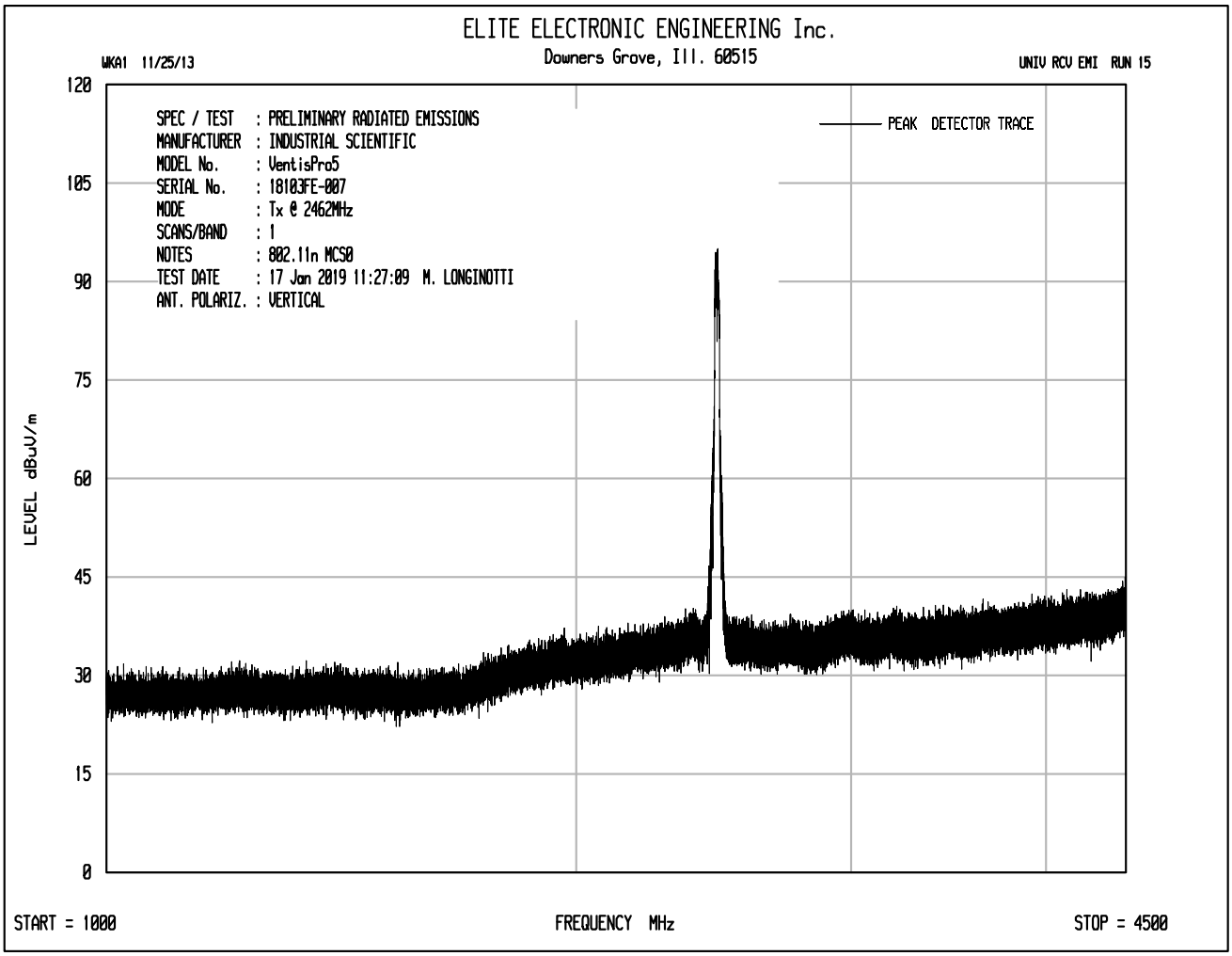
ELITE ELECTRONIC ENGINEERING Inc.
Downers Grove, Ill. 60515
WKA1 11/25/13
UNIV RCV EMI RUN 15
SPEC / TEST : PRELIMINARY RADIATED EMISSIONS
MANUFACTURER : INDUSTRIAL SCIENTIFIC
MODEL No. : VentisPro5
SERIAL No. : 18103FE-007
MODE : Tx @ 2462MHz
SCANS/BAND : 1
NOTES : 802.11n MCS0
TEST DATE : 17 Jan 2019 11:27:09 M. LONGINOTTI
ANT. POLARIZ. : VERTICAL
PEAK DETECTOR TRACE
LEVEL dBuV/m
120
105
90
75
60
45
30
15
0
START = 1000
FREQUENCY MHz
STOP = 4500

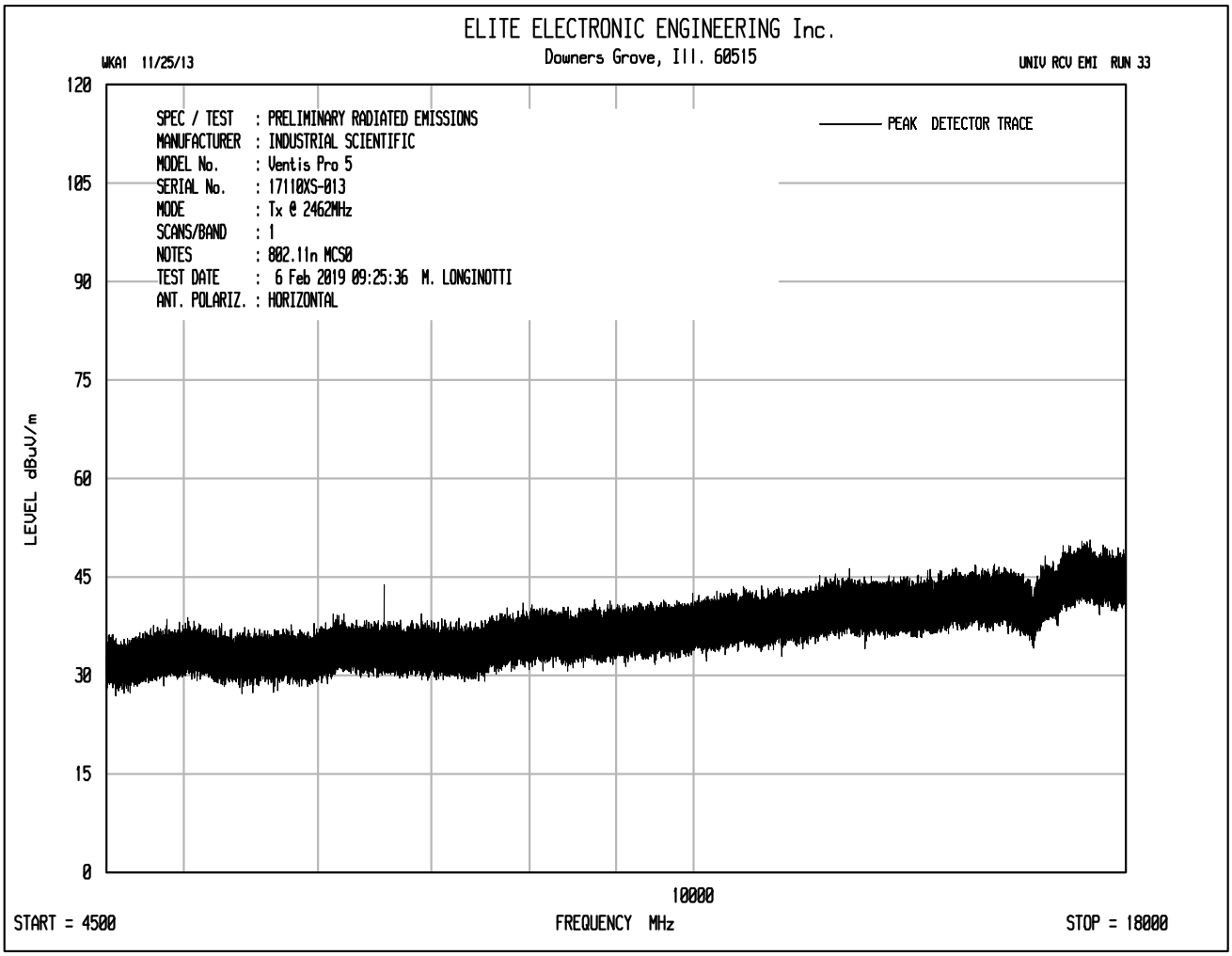
ELITE ELECTRONIC ENGINEERING Inc.
Downers Grove, Ill. 60515
WKA1 11/25/13
UNIV RCV EMI RUN 33
SPEC / TEST : PRELIMINARY RADIATED EMISSIONS
MANUFACTURER : INDUSTRIAL SCIENTIFIC
MODEL No. : Ventis Pro 5
SERIAL No. : 17110XS-013
MODE : Tx @ 2462MHz
SCANS/BAND : 1
NOTES : 802.11n MCS0
TEST DATE : 6 Feb 2019 09:25:36 M. LONGINOTTI
ANT. POLARIZ. : HORIZONTAL
PEAK DETECTOR TRACE
LEVEL dBuV/m
120
105
90
75
60
45
30
15
0
10000
START = 4500
FREQUENCY MHz
STOP = 18000

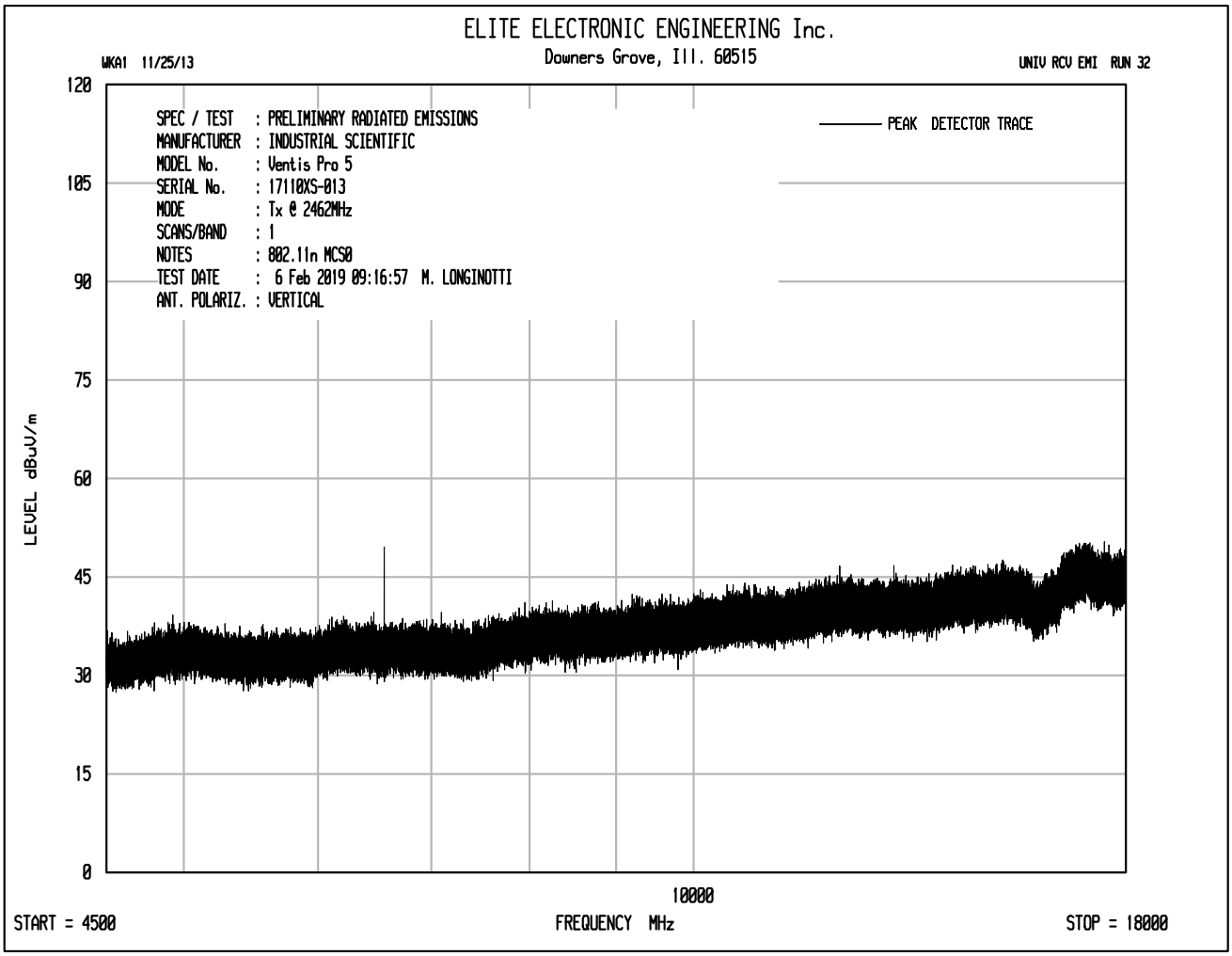
ELITE ELECTRONIC ENGINEERING Inc.
Downers Grove, Ill. 60515
WKA1 11/25/13
UNIV RCV EMI RUN 32
SPEC / TEST : PRELIMINARY RADIATED EMISSIONS
MANUFACTURER : INDUSTRIAL SCIENTIFIC
MODEL No. : Ventis Pro 5
SERIAL No. : 17110XS-013
MODE : Tx @ 2462MHz
SCANS/BAND : 1
NOTES : 802.11n MCS0
TEST DATE : 6 Feb 2019 09:16:57 M. LONGINOTTI
ANT. POLARIZ. : VERTICAL
PEAK DETECTOR TRACE
LEVEL dBuV/m
120
105
90
75
60
45
30
15
0
10000
START = 4500
FREQUENCY MHz
STOP = 18000

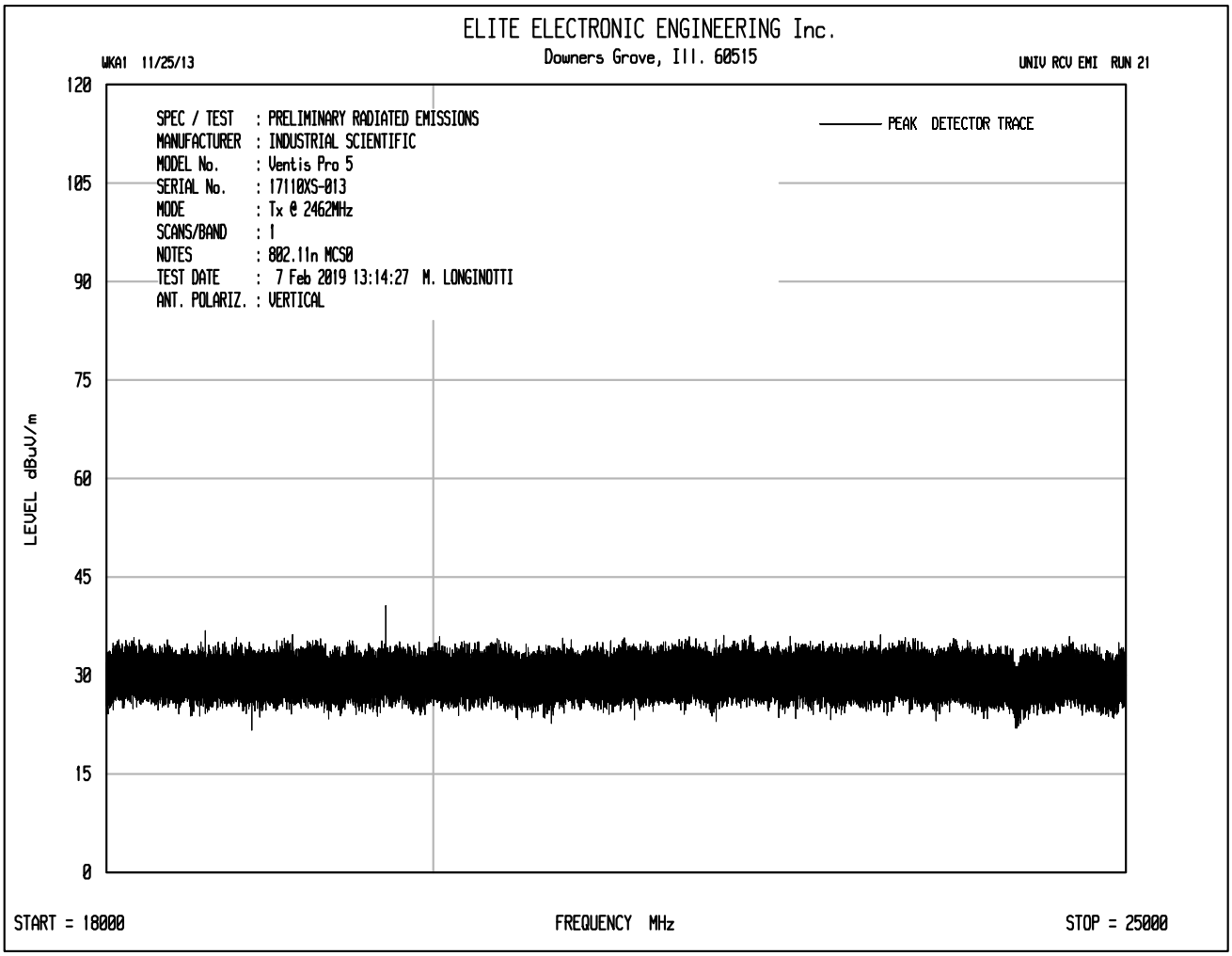
ELITE ELECTRONIC ENGINEERING Inc.
Downers Grove, Ill. 60515
WKA1 11/25/13
UNIV RCV EMI RUN 21
SPEC / TEST : PRELIMINARY RADIATED EMISSIONS
MANUFACTURER : INDUSTRIAL SCIENTIFIC
MODEL No. : Ventis Pro 5
SERIAL No. : 17110XS-013
MODE : Tx @ 2462MHz
SCANS/BAND : 1
NOTES : 802.11n MCS0
TEST DATE : 7 Feb 2019 13:14:27 M. LONGINOTTI
ANT. POLARIZ. : VERTICAL
PEAK DETECTOR TRACE
LEVEL dBuV/m
120
105
90
75
60
45
30
15
0
START = 18000
FREQUENCY MHz
STOP = 25000

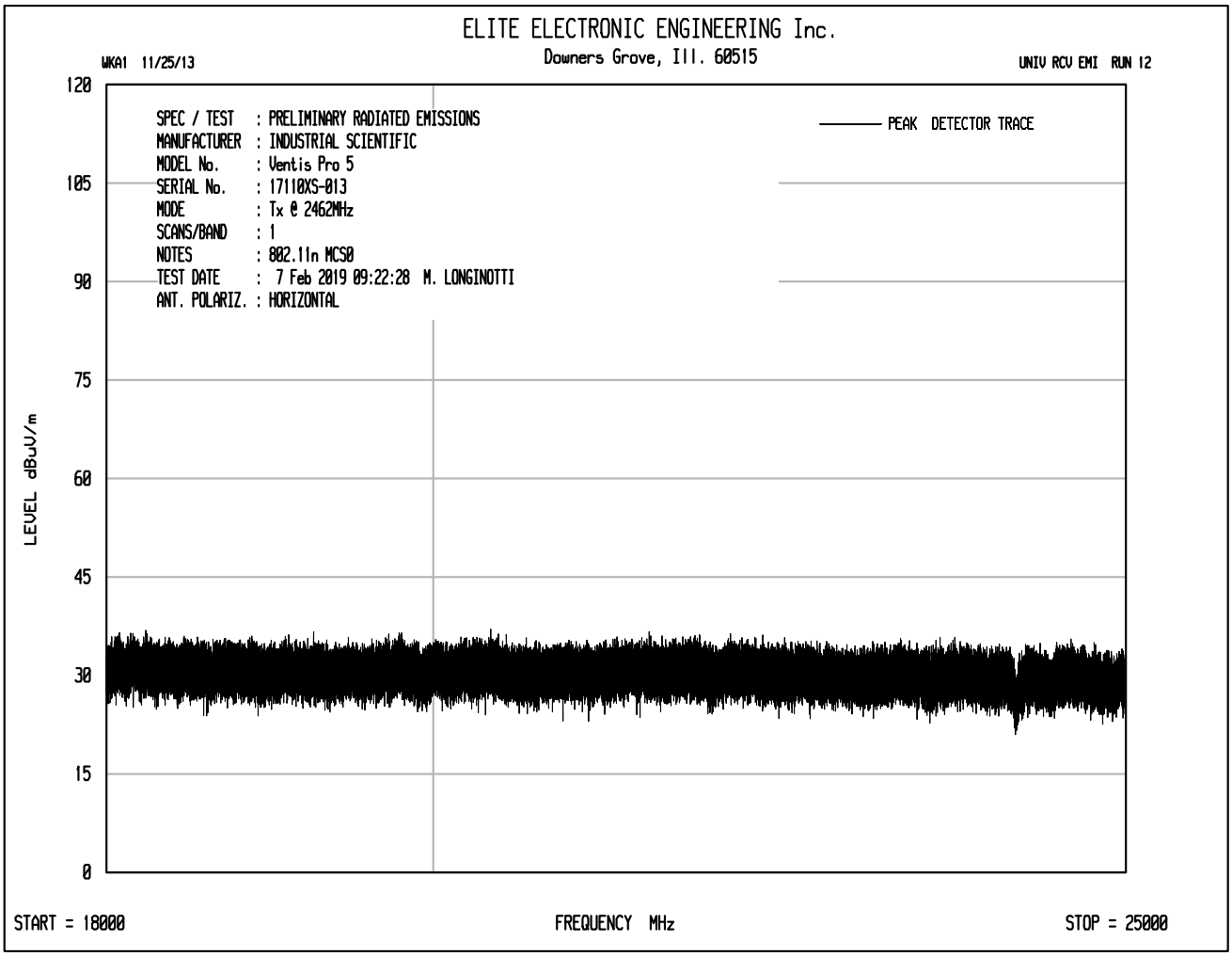
ELITE ELECTRONIC ENGINEERING Inc.
Downers Grove, Ill. 60515
WKA1 11/25/13
UNIV RCV EMI RUN 12
SPEC / TEST : PRELIMINARY RADIATED EMISSIONS
MANUFACTURER : INDUSTRIAL SCIENTIFIC
MODEL No. : Ventis Pro 5
SERIAL No. : 17110XS-013
MODE : Tx @ 2462MHz
SCANS/BAND : 1
NOTES : 802.11n MCS0
TEST DATE : 7 Feb 2019 09:22:28 M. LONGINOTTI
ANT. POLARIZ. : HORIZONTAL
PEAK DETECTOR TRACE
LEVEL dBuV/m
120
105
90
75
60
45
30
15
0
START = 18000
FREQUENCY MHz
STOP = 25000

Manufacturer : Industrial Scientific Corporation
Test Item : Gas Monitor
Model No. : Ventis Pro 5
Serial No. : 18103FE-007 (17110XS-013 for all but fundamental)
Mode : Transmit at 2462MHz, 802.11n, MCS0, power = 0
Test Specification : FCC-15.247, RSS-247 Peak Radiated Emissions in Restricted Bands
Date : January 17, 2019 through February 7, 2019
Test Distance : 3 meters
Notes : Peak Detector with 1MHz Resolution Bandwidth

Freq. MHz	Ant Pol	Meter Reading (dBuV)	Ambient	CBL Fac (dB)	Ant Fac (dB)	Pre Amp (dB)	Peak Total dBuV/m at 3m	Peak Total uV/m at 3 m	Peak Limit uV/m at 3 m	Margin (dB)
4924.00	H	51.1	Ambient	3.7	36.8	-39.3	52.3	411.1	5000.0	-21.7
4924.00	V	51.1	Ambient	3.7	36.8	-39.3	52.3	411.1	5000.0	-21.7
7386.00	H	48.6	Ambient	4.7	38.1	-39.4	52.0	399.6	5000.0	-21.9
7386.00	V	51.3	Ambient	4.7	38.1	-39.4	54.7	545.3	5000.0	-19.2
12310.00	H	49.8	Ambient	6.1	41.7	-39.0	58.6	846.9	5000.0	-15.4
12310.00	V	49.7	Ambient	6.1	41.7	-39.0	58.5	837.2	5000.0	-15.5
19696.00	H	34.4	Ambient	2.2	40.4	-28.5	48.5	267.5	5000.0	-25.4
19696.00	V	36.1	Ambient	2.2	40.4	-28.5	50.2	325.3	5000.0	-23.7
22158.00	H	35.3	Ambient	2.2	40.6	-29.3	48.8	275.4	5000.0	-25.2
22158.00	V	37.9	Ambient	2.2	40.6	-29.3	51.4	371.5	5000.0	-22.6

Total (dBuV/m) = Meter Reading + CBL FAC + Ant Fac + Pre Amp

Checked By: MARK E. LONGINOTTI

Mark E. Longinotti

Manufacturer : Industrial Scientific Corporation
Test Item : Gas Monitor
Model No. : Ventis Pro 5
Serial No. : 18103FE-007 (17110XS-013 for all but fundamental)
Mode : Transmit at 2462MHz, 802.11n, MCS0, power = 0
Test Specification : FCC-15.247, RSS-247 Average Radiated Emissions in Restricted Bands
Date : January 17, 2019 through February 7, 2019
Test Distance : 3 meters
Notes : Average Detector with 1MHz Resolution Bandwidth

Freq. MHz	Ant Pol	Meter Reading (dBuV)	Ambient	CBL Fac (dB)	Ant Fac (dB)	Pre Amp (dB)	Duty Cycle (dB)	Average Total dBuV/m at 3m	Average Total uV/m at 3 m	Average Limit uV/m at 3 m	Margin (dB)
4924.00	H	35.8	Ambient	3.7	36.8	-39.3	0.7	37.6	76.1	500.0	-16.3
4924.00	V	36.7	Ambient	3.7	36.8	-39.3	0.7	38.5	84.4	500.0	-15.4
7386.00	H	34.10	Ambient	4.7	38.1	-39.4	0.7	38.2	81.1	500.0	-15.8
7386.00	V	33.9	Ambient	4.7	38.1	-39.4	0.7	38.0	79.3	500.0	-16.0
12310.00	H	34.9	Ambient	6.1	41.7	-39.0	0.7	44.3	164.2	500.0	-9.7
12310.00	V	34.9	Ambient	6.1	41.7	-39.0	0.7	44.3	164.2	500.0	-9.7
19696.00	H	21..0	Ambient	2.2	40.4	-28.5	0.7	14.8	5.5	500.0	-39.2
19696.00	V	24.6	Ambient	2.2	40.4	-28.5	0.7	39.4	93.3	500.0	-14.6
22158.00	H	21.2	Ambient	2.2	40.6	-29.3	0.7	35.3	58.5	500.0	-18.6
22158.00	V	23.7	Ambient	2.2	40.6	-29.3	0.7	37.8	78.1	500.0	-16.1

Total (dBuV/m) = Meter Reading + CBL FAC + Ant Fac + Pre Amp + Duty Cycle

Checked By: MARK E. LONGINOTTI

Mark E. Longinotti

Manufacturer : Industrial Scientific Corporation
Test Item : Gas Monitor
Model No. : Ventis Pro 5
Serial No. : 18103FE-007 (17110XS-013 for all but fundamental)
Mode : Transmit at 2462MHz, 802.11n, MCS0, power = 0
Test Specification : FCC-15.247, RSS-247 Peak Radiated Emissions not in Restricted Bands
Date : January 17, 2019 through February 7, 2019
Test Distance : 3 meters
Notes : Peak Detector with 100kHz Resolution Bandwidth

Freq. MHz	Ant Pol	Meter Reading (dBuV)	Ambient	CBL Fac (dB)	Ant Fac (dB)	Pre Amp (dB)	Peak Total dBuV/m at 3m	Peak Total uV/m at 3 m	Peak Limit uV/m at 3 m	Margin (dB)
2462.00	H	62.3		2.6	33.6	0.0	98.5	84512.7		
2462.00	V	60.8		2.6	33.6	0.0	97.0	71108.5		
9848.00	H	39.7	Ambient	5.3	39.5	-39.2	45.3	183.4	8451.3	-33.3
9848.00	V	39.1	Ambient	5.3	39.5	-39.2	44.7	171.1	8451.3	-33.9
14772.00	H	38.8	Ambient	6.8	42.6	-38.2	50.0	315.1	8451.3	-28.6
14772.00	V	38.5	Ambient	6.8	42.6	-38.2	49.7	304.4	8451.3	-28.9
17234.00	H	38.6	Ambient	7.3	44.6	-37.7	52.9	440.6	8451.3	-25.7
17234.00	V	38.6	Ambient	7.3	44.6	-37.7	52.9	440.6	8451.3	-25.7
24620.00	H	24.7	Ambient	2.2	40.6	-30.7	36.8	69.5	8451.3	-41.7
24620.00	V	26.3	Ambient	2.2	40.6	-30.7	38.4	83.6	8451.3	-40.1
6565.34	H	50.0		4.4	38.1	-39.4	53.1	449.9	8451.3	-25.5
6565.34	V	51.3		4.4	38.1	-39.4	54.4	522.5	8451.3	-24.2

Checked By: MARK E. LONGINOTTI

Mark E. Longinotti

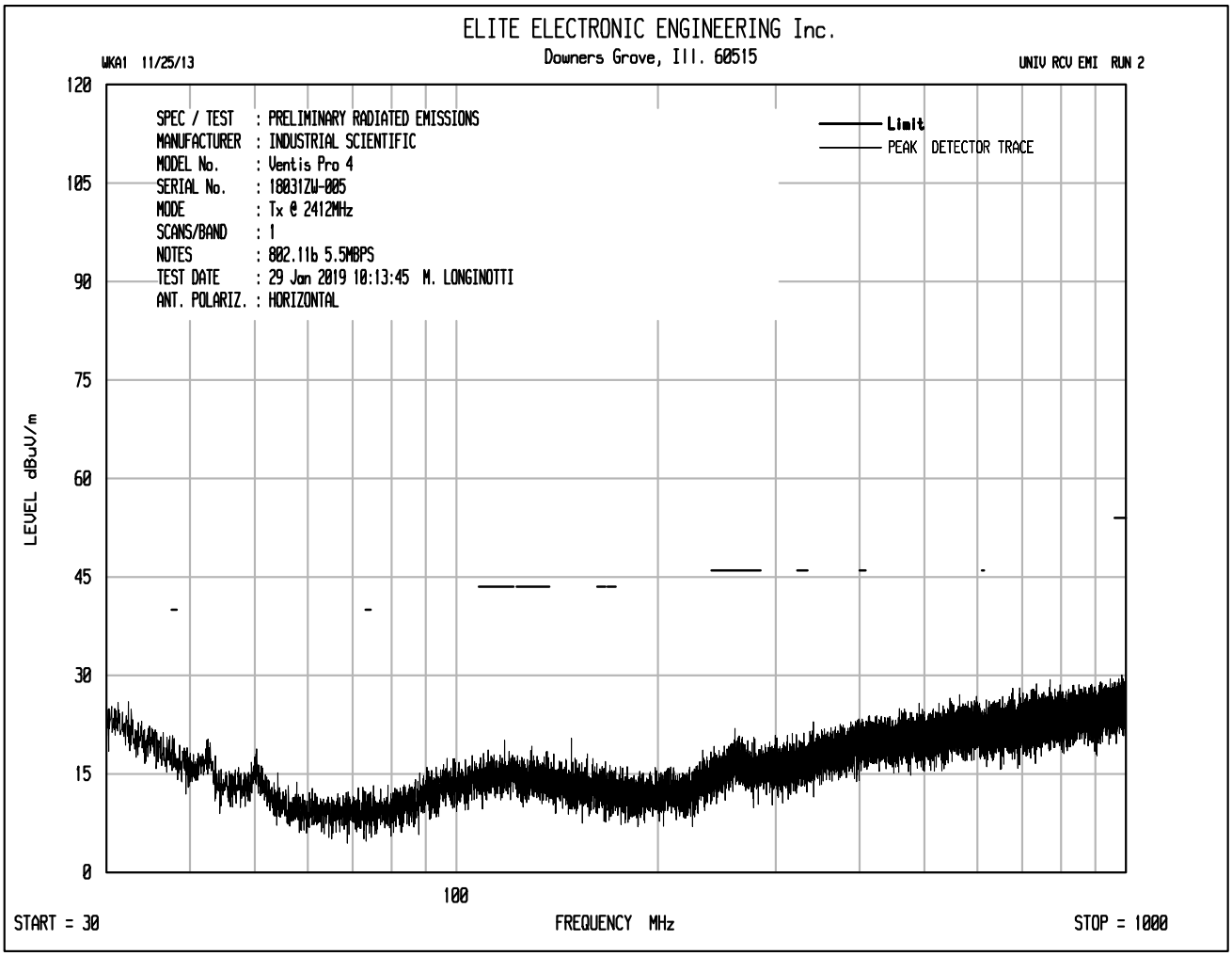
ELITE ELECTRONIC ENGINEERING Inc.
Downers Grove, Ill. 60515
WKA1 11/25/13
UNIV RCV EMI RUN 2
SPEC / TEST : PRELIMINARY RADIATED EMISSIONS
MANUFACTURER : INDUSTRIAL SCIENTIFIC
MODEL No. : Ventis Pro 4
SERIAL No. : 18031ZW-005
MODE : Tx @ 2412MHz
SCANS/BAND : 1
NOTES : 802.11b 5.5MBPS
TEST DATE : 29 Jan 2019 10:13:45 M. LONGINOTTI
ANT. POLARIZ. : HORIZONTAL
Limit
PEAK DETECTOR TRACE
LEVEL dBuV/m
120
105
90
75
60
45
30
15
0
100
START = 30
FREQUENCY MHz
STOP = 1000

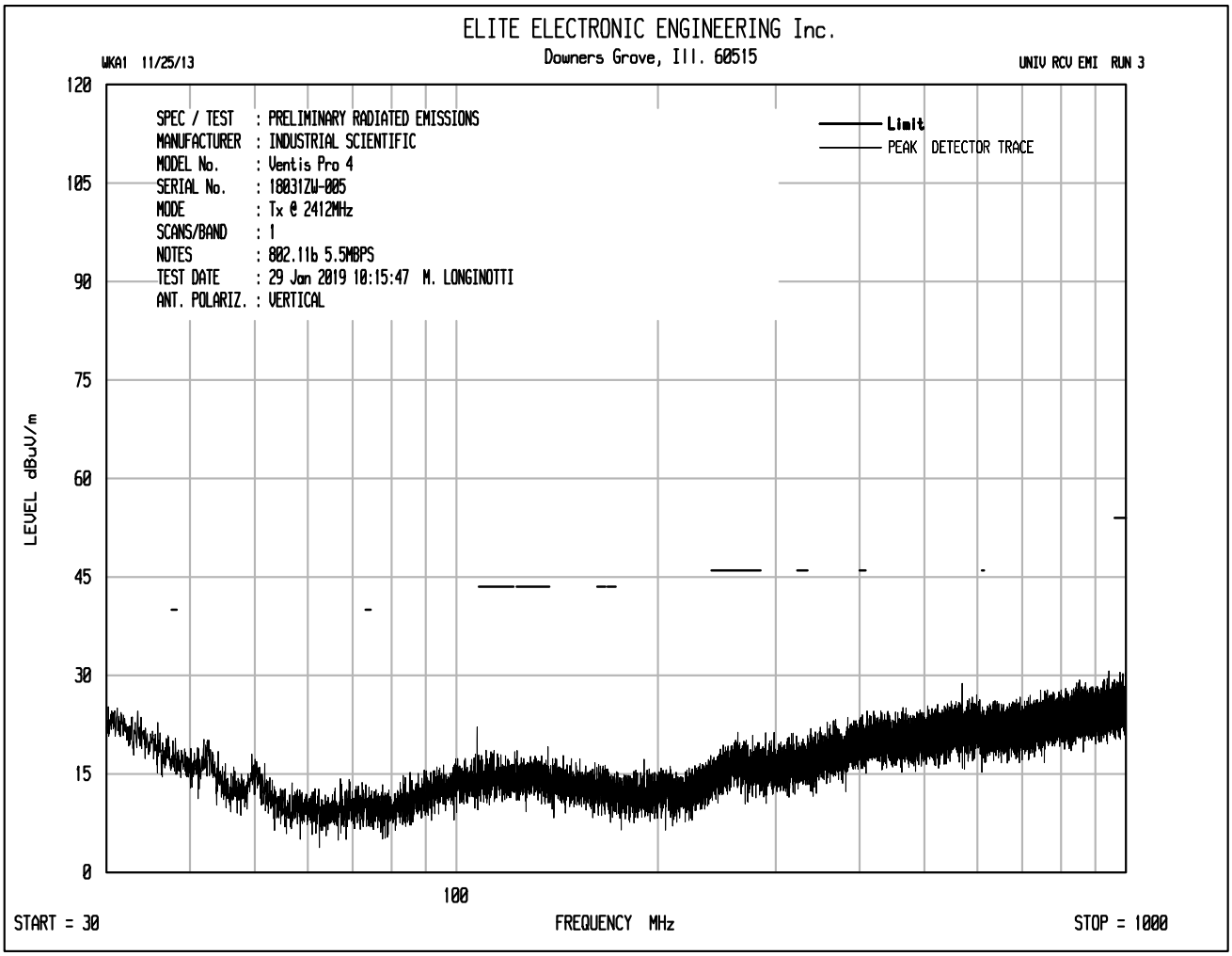
ELITE ELECTRONIC ENGINEERING Inc.
Downers Grove, Ill. 60515
WKA1 11/25/13
UNIV RCV EMI RUN 3
SPEC / TEST : PRELIMINARY RADIATED EMISSIONS
MANUFACTURER : INDUSTRIAL SCIENTIFIC
MODEL No. : Ventis Pro 4
SERIAL No. : 18031ZW-005
MODE : Tx @ 2412MHz
SCANS/BAND : 1
NOTES : 802.11b 5.5MBPS
TEST DATE : 29 Jan 2019 10:15:47 M. LONGINOTTI
ANT. POLARIZ. : VERTICAL
Limit
PEAK DETECTOR TRACE
LEVEL dBuV/m
120
105
90
75
60
45
30
15
0
100
START = 30
FREQUENCY MHz
STOP = 1000

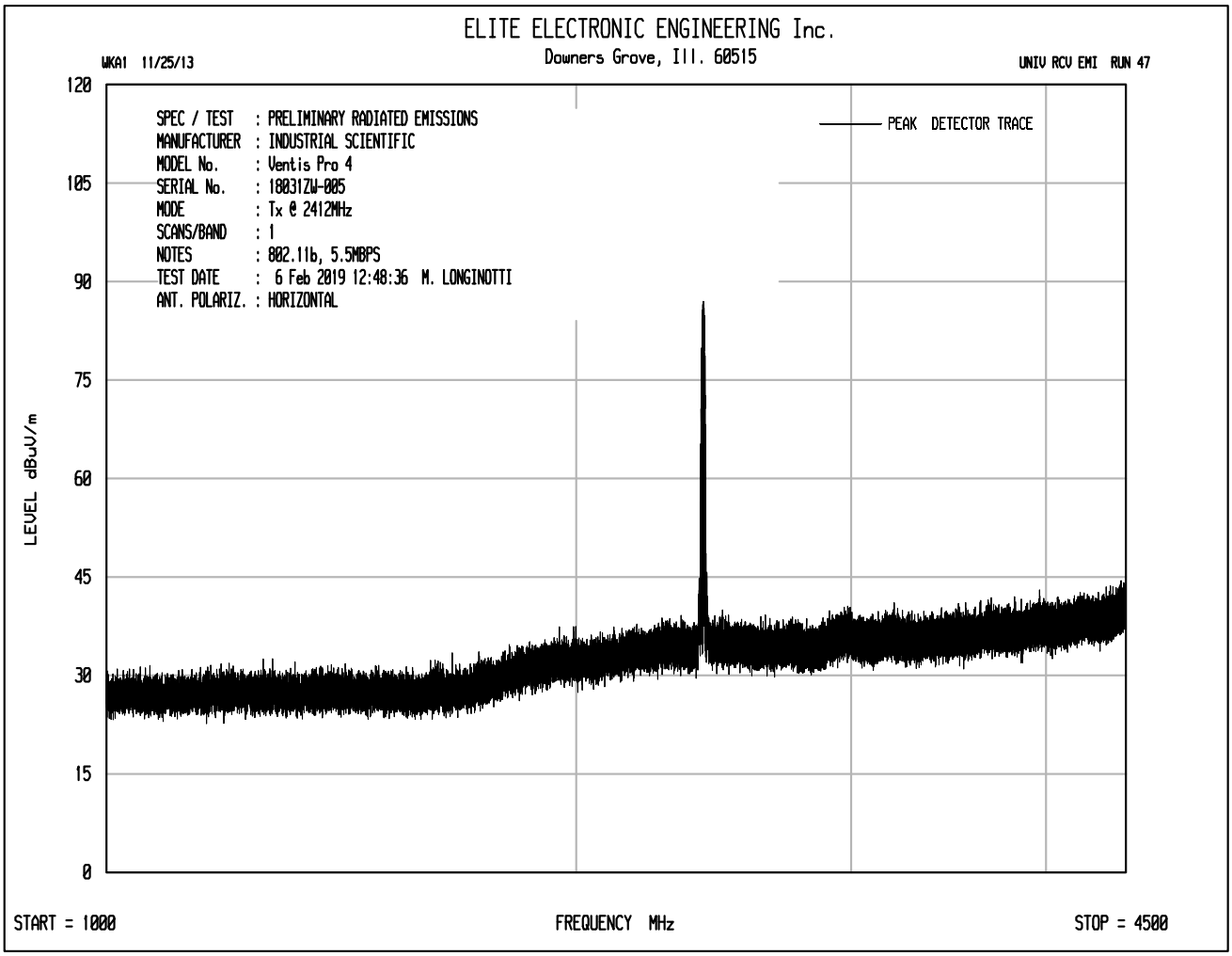
ELITE ELECTRONIC ENGINEERING Inc.
Downers Grove, Ill. 60515
WKA1 11/25/13
UNIV RCV EMI RUN 47
SPEC / TEST : PRELIMINARY RADIATED EMISSIONS
MANUFACTURER : INDUSTRIAL SCIENTIFIC
MODEL No. : Ventis Pro 4
SERIAL No. : 18031ZW-005
MODE : Tx @ 2412MHz
SCANS/BAND : 1
NOTES : 802.11b, 5.5MBPS
TEST DATE : 6 Feb 2019 12:48:36 M. LONGINOTTI
ANT. POLARIZ. : HORIZONTAL
PEAK DETECTOR TRACE
LEVEL dBuV/m
120
105
90
75
60
45
30
15
0
START = 1000
FREQUENCY MHz
STOP = 4500

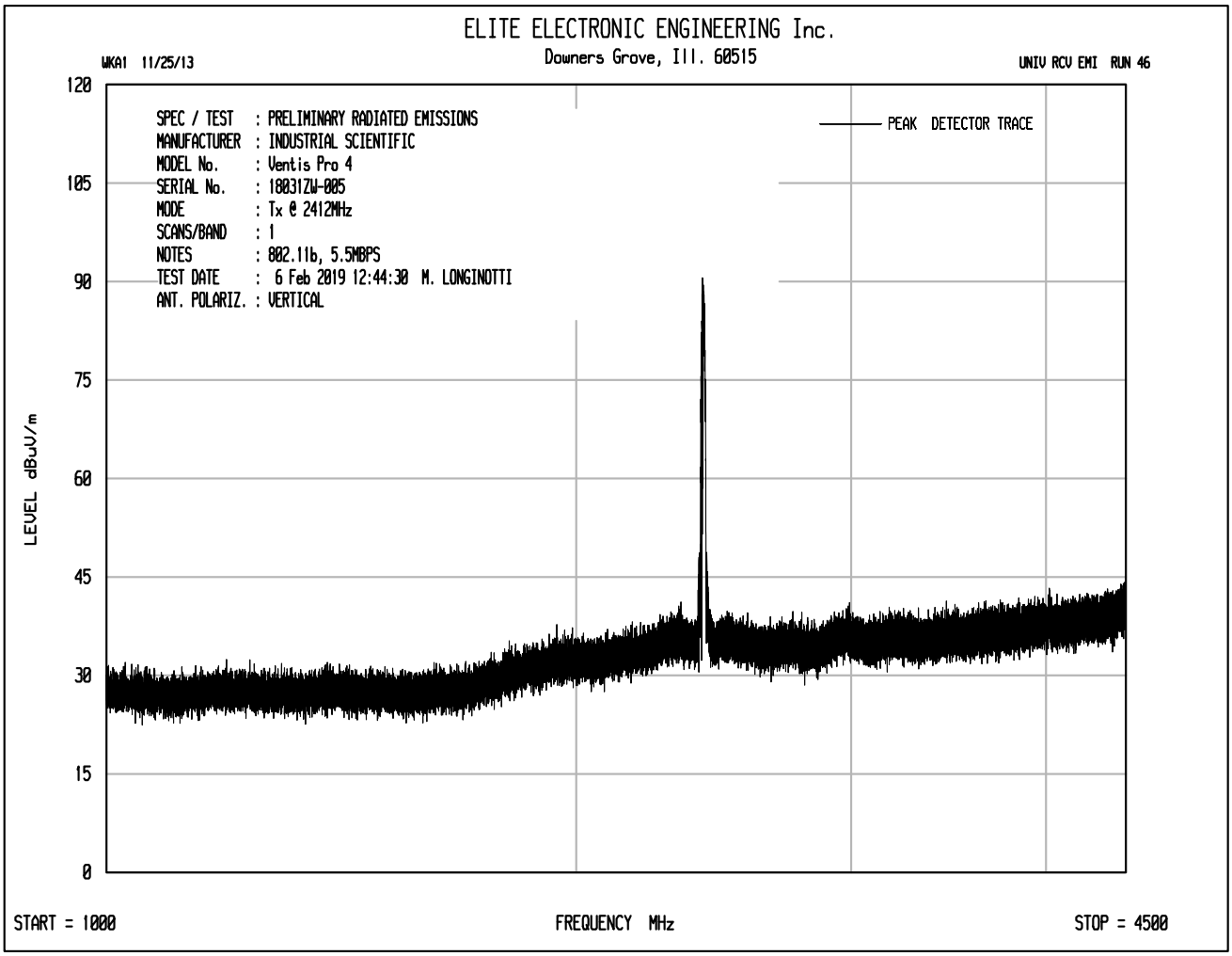
ELITE ELECTRONIC ENGINEERING Inc.
Downers Grove, Ill. 60515
WKA1 11/25/13
UNIV RCV EMI RUN 46
SPEC / TEST : PRELIMINARY RADIATED EMISSIONS
MANUFACTURER : INDUSTRIAL SCIENTIFIC
MODEL No. : Ventis Pro 4
SERIAL No. : 18031ZW-005
MODE : Tx @ 2412MHz
SCANS/BAND : 1
NOTES : 802.11b, 5.5MBPS
TEST DATE : 6 Feb 2019 12:44:30 M. LONGINOTTI
ANT. POLARIZ. : VERTICAL
PEAK DETECTOR TRACE
LEVEL dBuV/m
120
105
90
75
60
45
30
15
0
START = 1000
FREQUENCY MHz
STOP = 4500

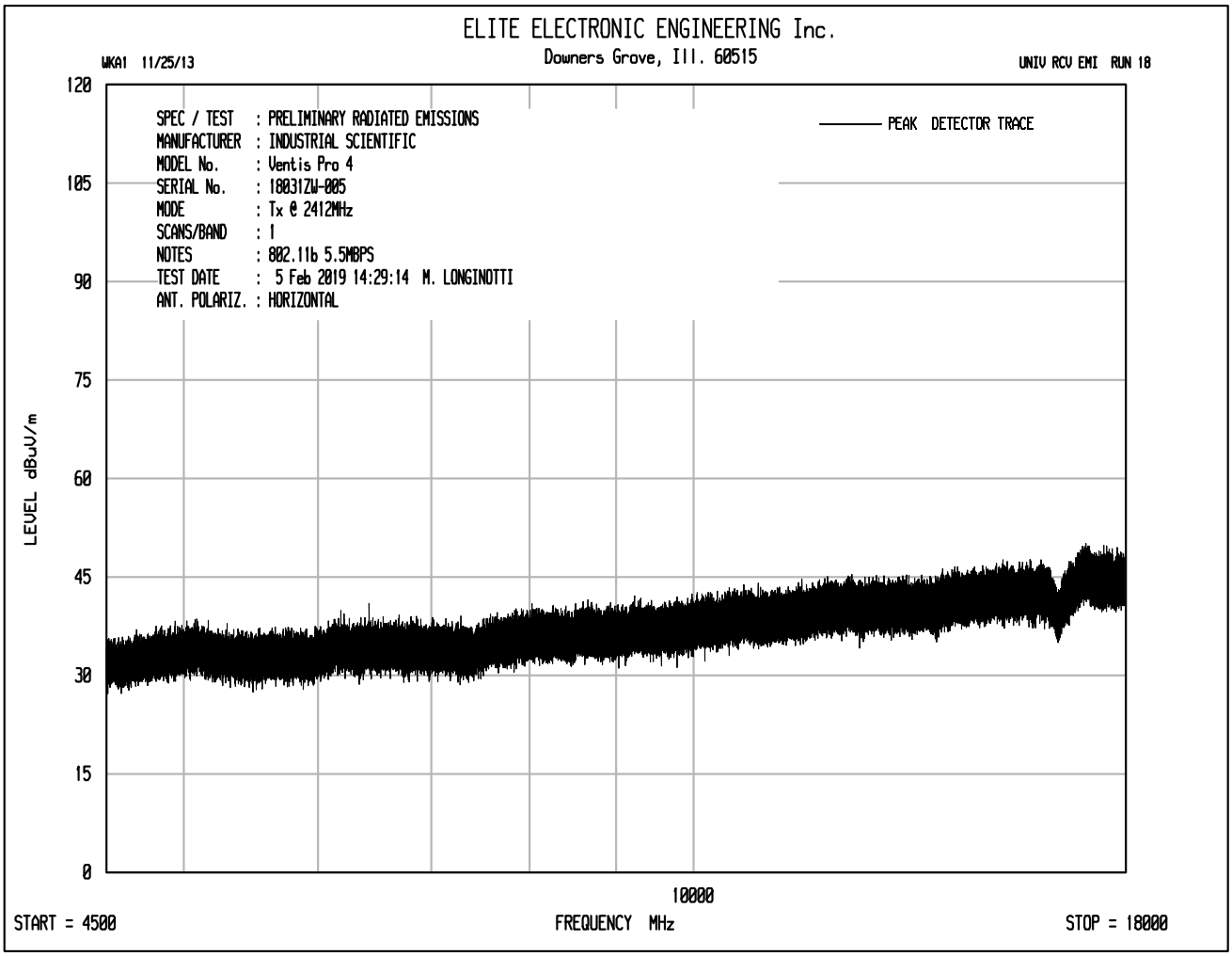
ELITE ELECTRONIC ENGINEERING Inc.
Downers Grove, Ill. 60515
WKA1 11/25/13
UNIV RCV EMI RUN 18
SPEC / TEST : PRELIMINARY RADIATED EMISSIONS
MANUFACTURER : INDUSTRIAL SCIENTIFIC
MODEL No. : Ventis Pro 4
SERIAL No. : 18031ZW-005
MODE : Tx @ 2412MHz
SCANS/BAND : 1
NOTES : 802.11b 5.5MBPS
TEST DATE : 5 Feb 2019 14:29:14 M. LONGINOTTI
ANT. POLARIZ. : HORIZONTAL
PEAK DETECTOR TRACE
LEVEL dBuV/m
120
105
90
75
60
45
30
15
0
10000
START = 4500
FREQUENCY MHz
STOP = 18000

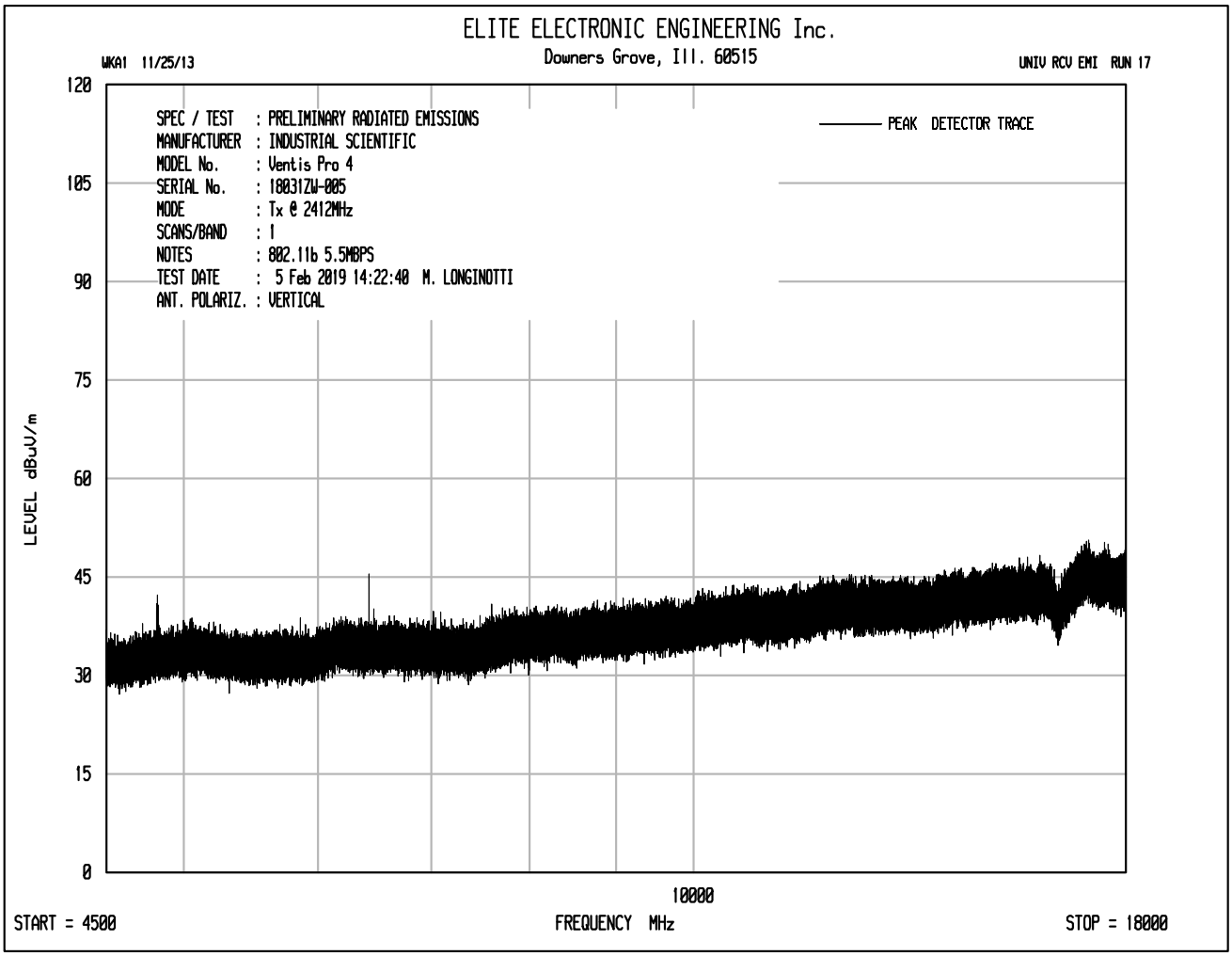
ELITE ELECTRONIC ENGINEERING Inc.
Downers Grove, Ill. 60515
WKA1 11/25/13
UNIV RCV EMI RUN 17
SPEC / TEST : PRELIMINARY RADIATED EMISSIONS
MANUFACTURER : INDUSTRIAL SCIENTIFIC
MODEL No. : Ventis Pro 4
SERIAL No. : 18031ZW-005
MODE : Tx @ 2412MHz
SCANS/BAND : 1
NOTES : 802.11b 5.5MBPS
TEST DATE : 5 Feb 2019 14:22:40 M. LONGINOTTI
ANT. POLARIZ. : VERTICAL
PEAK DETECTOR TRACE
LEVEL dBuV/m
120
105
90
75
60
45
30
15
0
10000
START = 4500
FREQUENCY MHz
STOP = 18000

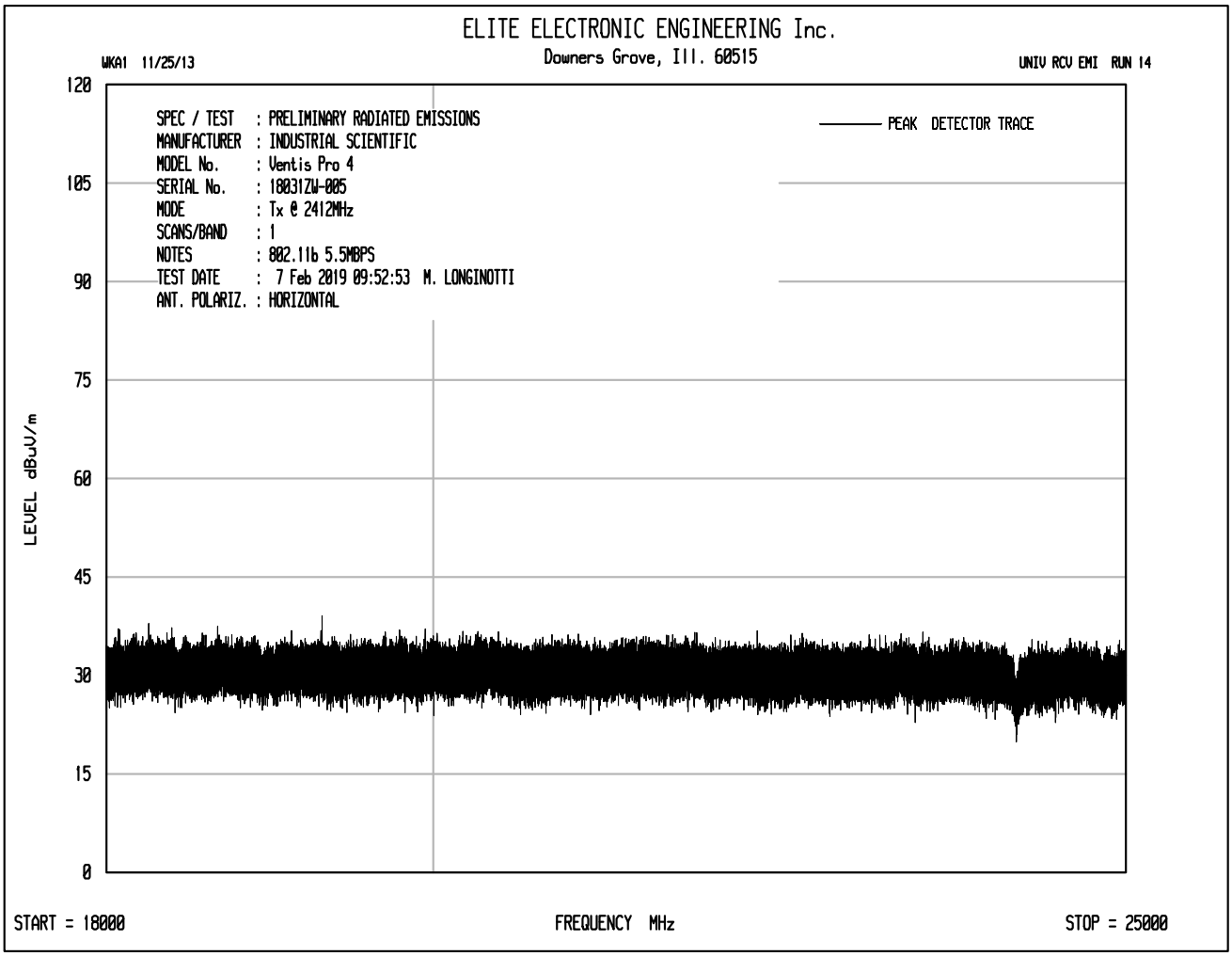
ELITE ELECTRONIC ENGINEERING Inc.
Downers Grove, Ill. 60515
WKA1 11/25/13
UNIV RCV EMI RUN 14
SPEC / TEST : PRELIMINARY RADIATED EMISSIONS
MANUFACTURER : INDUSTRIAL SCIENTIFIC
MODEL No. : Ventis Pro 4
SERIAL No. : 18031ZW-005
MODE : Tx @ 2412MHz
SCANS/BAND : 1
NOTES : 802.11b 5.5MBPS
TEST DATE : 7 Feb 2019 09:52:53 M. LONGINOTTI
ANT. POLARIZ. : HORIZONTAL
PEAK DETECTOR TRACE
LEVEL dBuV/m
120
105
90
75
60
45
30
15
0
START = 18000
FREQUENCY MHz
STOP = 25000

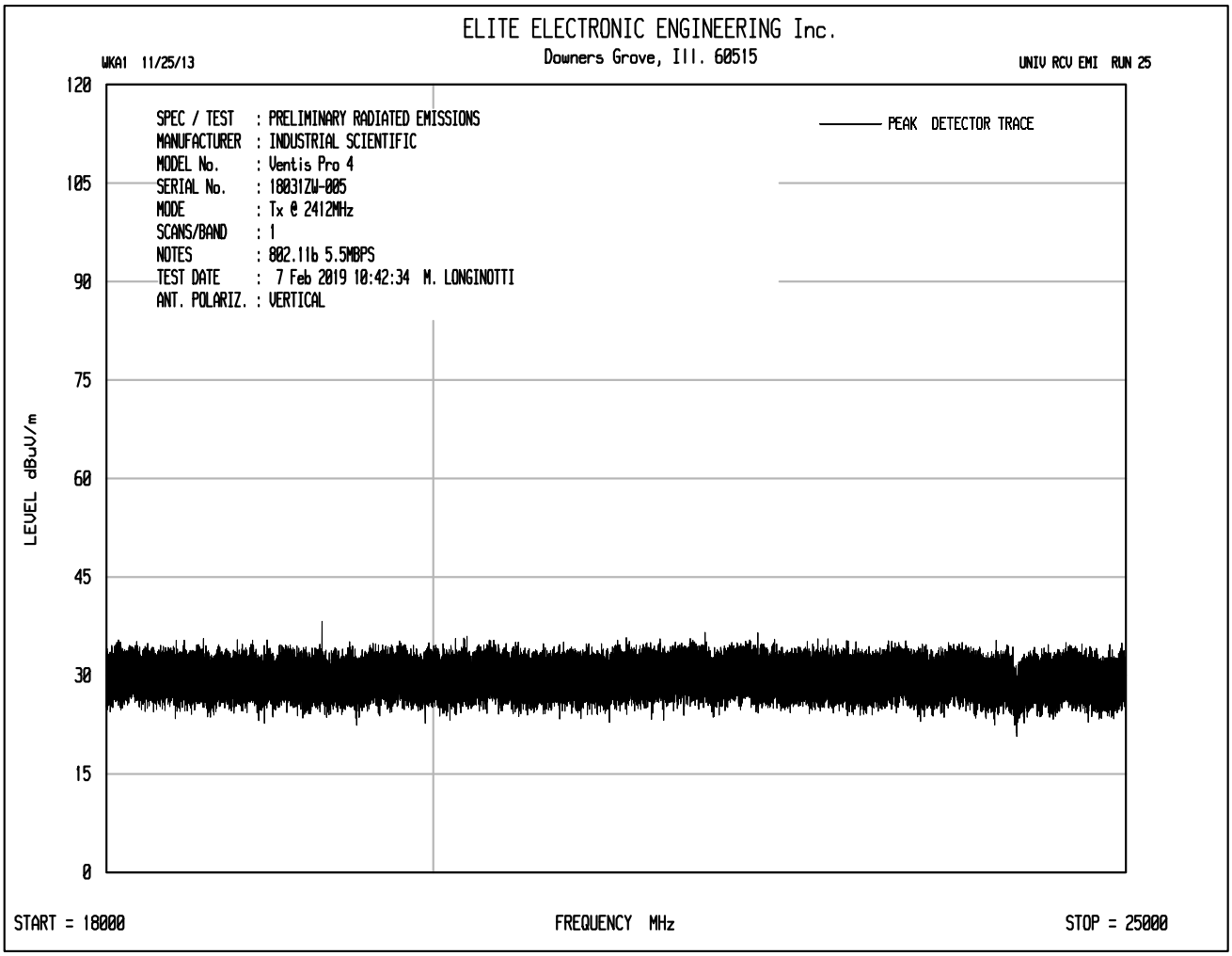
ELITE ELECTRONIC ENGINEERING Inc.
Downers Grove, Ill. 60515
WKA1 11/25/13
UNIV RCV EMI RUN 25
SPEC / TEST : PRELIMINARY RADIATED EMISSIONS
MANUFACTURER : INDUSTRIAL SCIENTIFIC
MODEL No. : Ventis Pro 4
SERIAL No. : 18031ZW-005
MODE : Tx @ 2412MHz
SCANS/BAND : 1
NOTES : 802.11b 5.5MBPS
TEST DATE : 7 Feb 2019 10:42:34 M. LONGINOTTI
ANT. POLARIZ. : VERTICAL
PEAK DETECTOR TRACE
LEVEL dBuV/m
120
105
90
75
60
45
30
15
0
START = 18000
FREQUENCY MHz
STOP = 25000

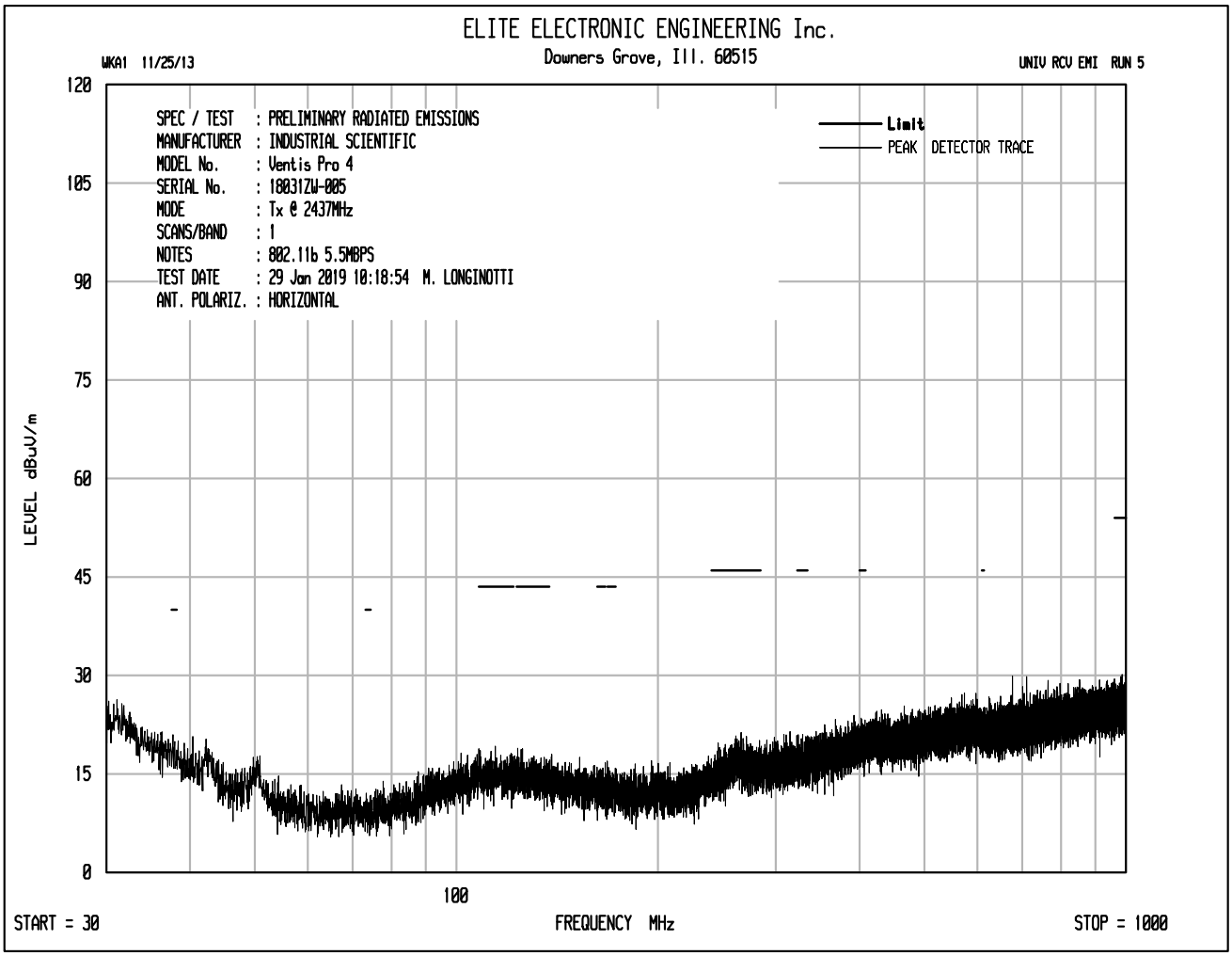
ELITE ELECTRONIC ENGINEERING Inc.
Downers Grove, Ill. 60515
WKA1 11/25/13
UNIV RCV EMI RUN 5
SPEC / TEST : PRELIMINARY RADIATED EMISSIONS
MANUFACTURER : INDUSTRIAL SCIENTIFIC
MODEL No. : Ventis Pro 4
SERIAL No. : 18031ZW-005
MODE : Tx @ 2437MHz
SCANS/BAND : 1
NOTES : 802.11b 5.5MBPS
TEST DATE : 29 Jan 2019 10:18:54 M. LONGINOTTI
ANT. POLARIZ. : HORIZONTAL
Limit
PEAK DETECTOR TRACE
LEVEL dBuV/m
120
105
90
75
60
45
30
15
0
100
START = 30
FREQUENCY MHz
STOP = 1000

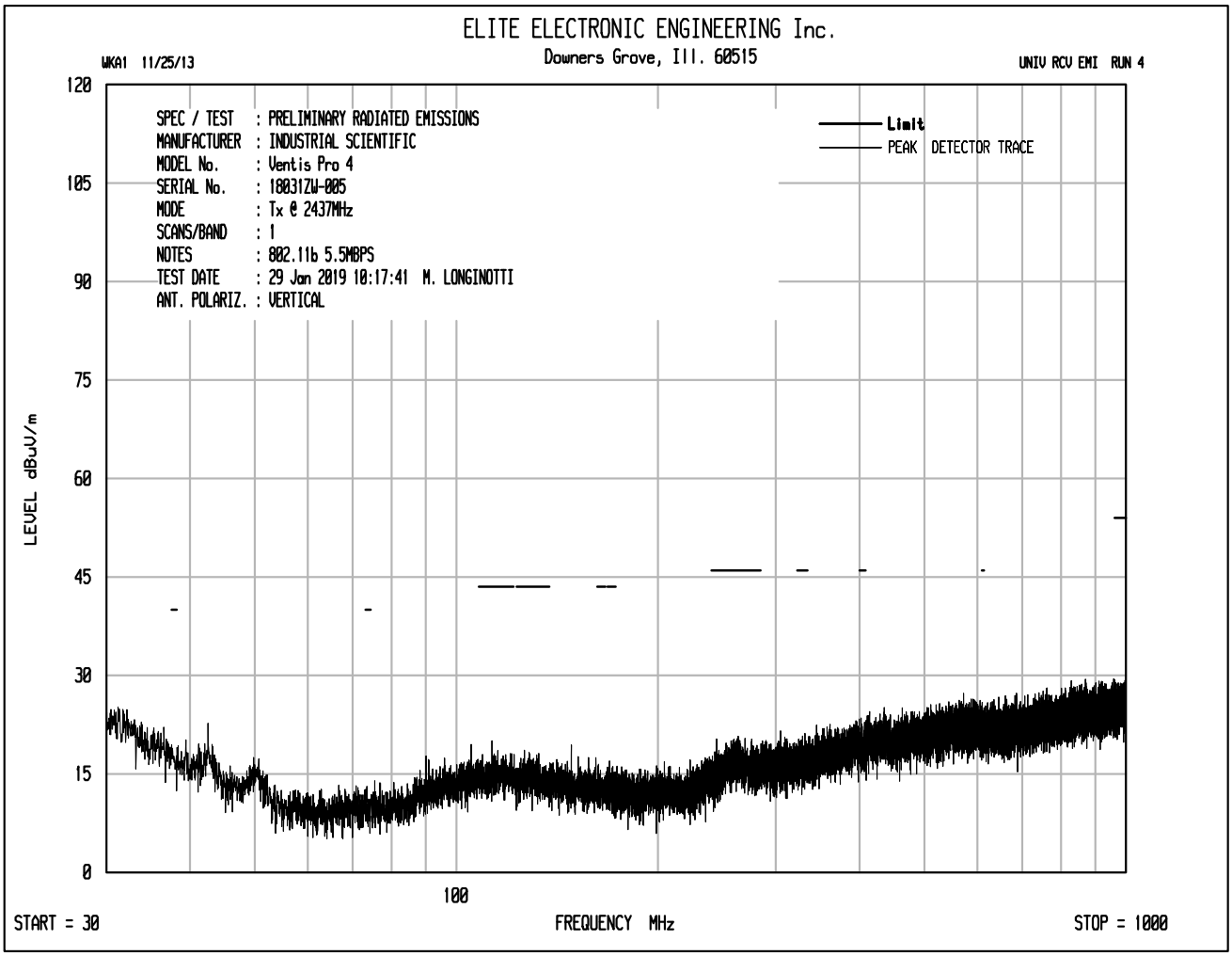
ELITE ELECTRONIC ENGINEERING Inc.
Downers Grove, Ill. 60515
WKA1 11/25/13
UNIV RCV EMI RUN 4
SPEC / TEST : PRELIMINARY RADIATED EMISSIONS
MANUFACTURER : INDUSTRIAL SCIENTIFIC
MODEL No. : Ventis Pro 4
SERIAL No. : 18031ZW-005
MODE : Tx @ 2437MHz
SCANS/BAND : 1
NOTES : 802.11b 5.5MBPS
TEST DATE : 29 Jan 2019 10:17:41 M. LONGINOTTI
ANT. POLARIZ. : VERTICAL
Limit
PEAK DETECTOR TRACE
LEVEL dBuV/m
120
105
90
75
60
45
30
15
0
100
START = 30
FREQUENCY MHz
STOP = 1000

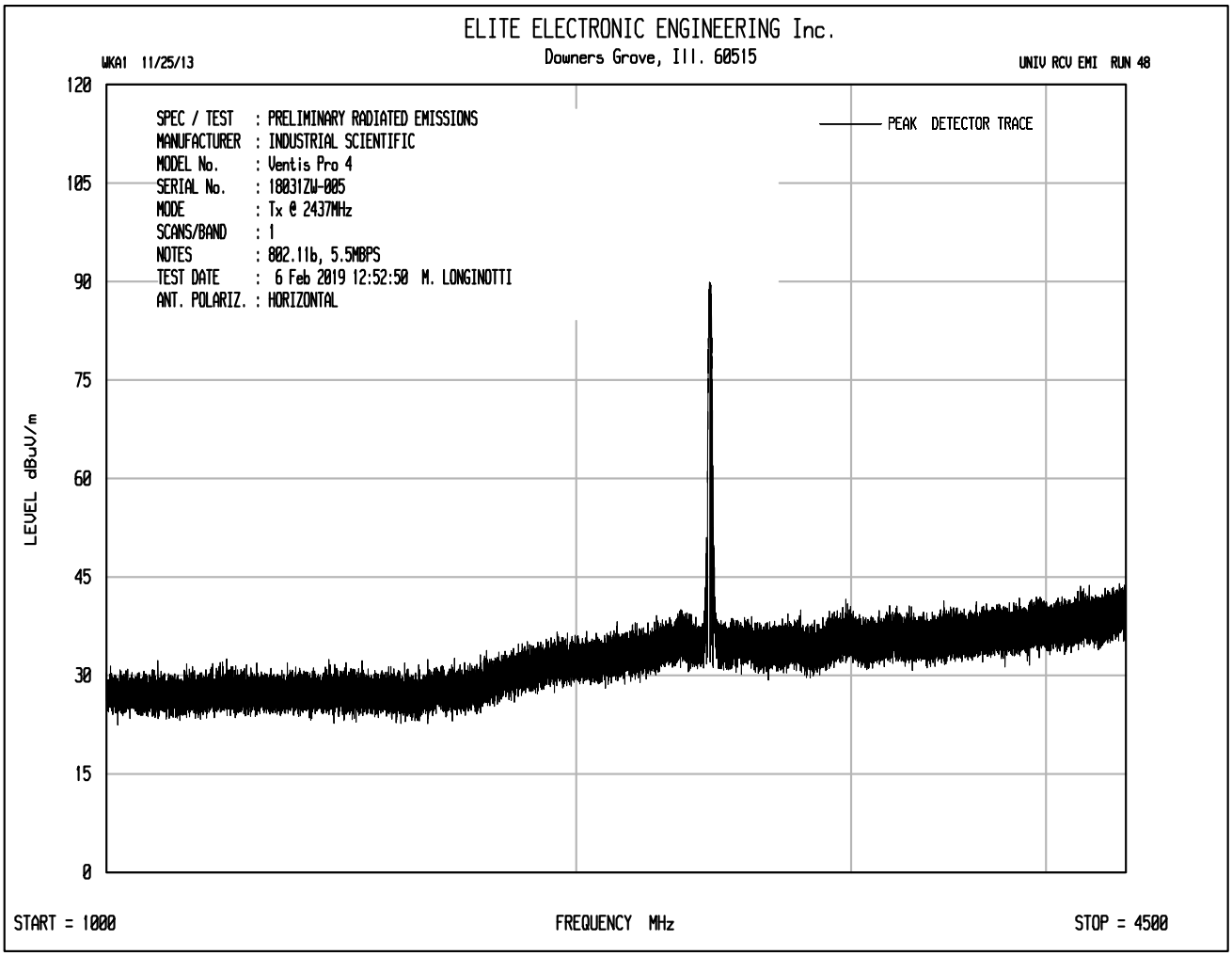
ELITE ELECTRONIC ENGINEERING Inc.
Downers Grove, Ill. 60515
WKA1 11/25/13
UNIV RCV EMI RUN 48
SPEC / TEST : PRELIMINARY RADIATED EMISSIONS
MANUFACTURER : INDUSTRIAL SCIENTIFIC
MODEL No. : Ventis Pro 4
SERIAL No. : 18031ZW-005
MODE : Tx @ 2437MHz
SCANS/BAND : 1
NOTES : 802.11b, 5.5MBPS
TEST DATE : 6 Feb 2019 12:52:50 M. LONGINOTTI
ANT. POLARIZ. : HORIZONTAL
PEAK DETECTOR TRACE
LEVEL dBuV/m
120
105
90
75
60
45
30
15
0
START = 1000
FREQUENCY MHz
STOP = 4500

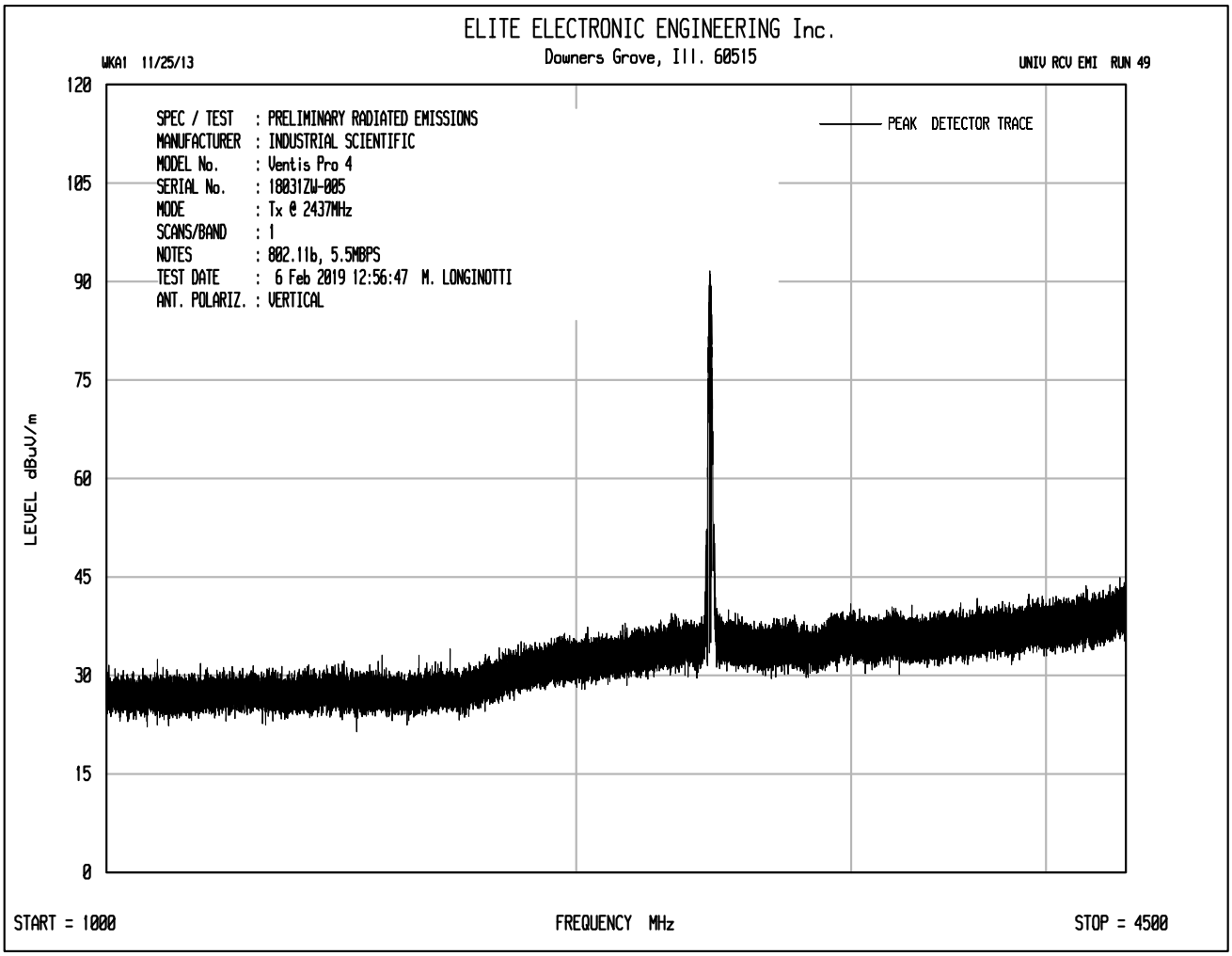
ELITE ELECTRONIC ENGINEERING Inc.
Downers Grove, Ill. 60515
WKA1 11/25/13
UNIV RCV EMI RUN 49
SPEC / TEST : PRELIMINARY RADIATED EMISSIONS
MANUFACTURER : INDUSTRIAL SCIENTIFIC
MODEL No. : Ventis Pro 4
SERIAL No. : 18031ZW-005
MODE : Tx @ 2437MHz
SCANS/BAND : 1
NOTES : 802.11b, 5.5MBPS
TEST DATE : 6 Feb 2019 12:56:47 M. LONGINOTTI
ANT. POLARIZ. : VERTICAL
PEAK DETECTOR TRACE
LEVEL dBuV/m
120
105
90
75
60
45
30
15
0
START = 1000
FREQUENCY MHz
STOP = 4500

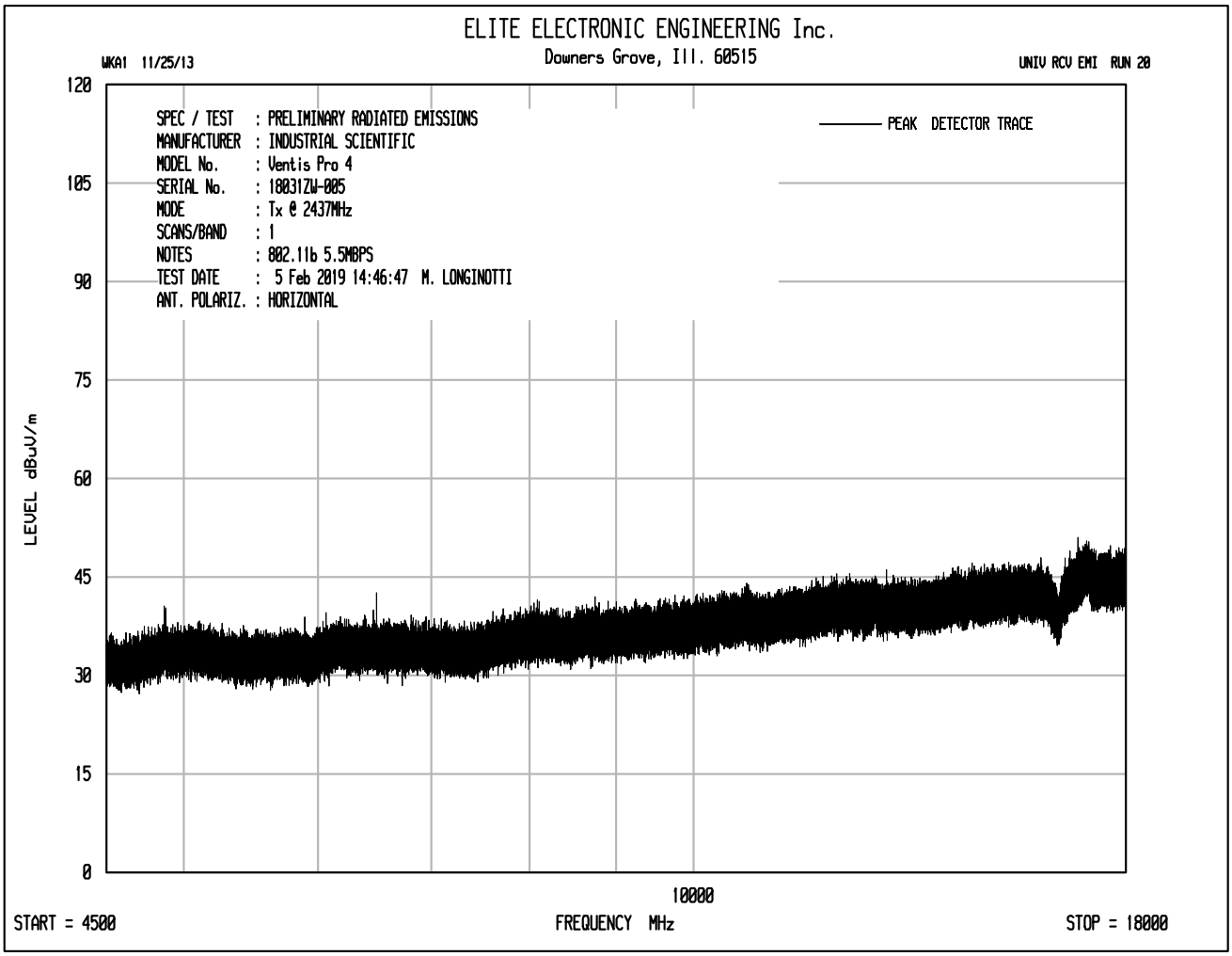
ELITE ELECTRONIC ENGINEERING Inc.
Downers Grove, Ill. 60515
WKA1 11/25/13
UNIV RCV EMI RUN 20
SPEC / TEST : PRELIMINARY RADIATED EMISSIONS
MANUFACTURER : INDUSTRIAL SCIENTIFIC
MODEL No. : Ventis Pro 4
SERIAL No. : 18031ZW-005
MODE : Tx @ 2437MHz
SCANS/BAND : 1
NOTES : 802.11b 5.5MBPS
TEST DATE : 5 Feb 2019 14:46:47 M. LONGINOTTI
ANT. POLARIZ. : HORIZONTAL
PEAK DETECTOR TRACE
LEVEL dBuV/m
120
105
90
75
60
45
30
15
0
10000
START = 4500
FREQUENCY MHz
STOP = 18000

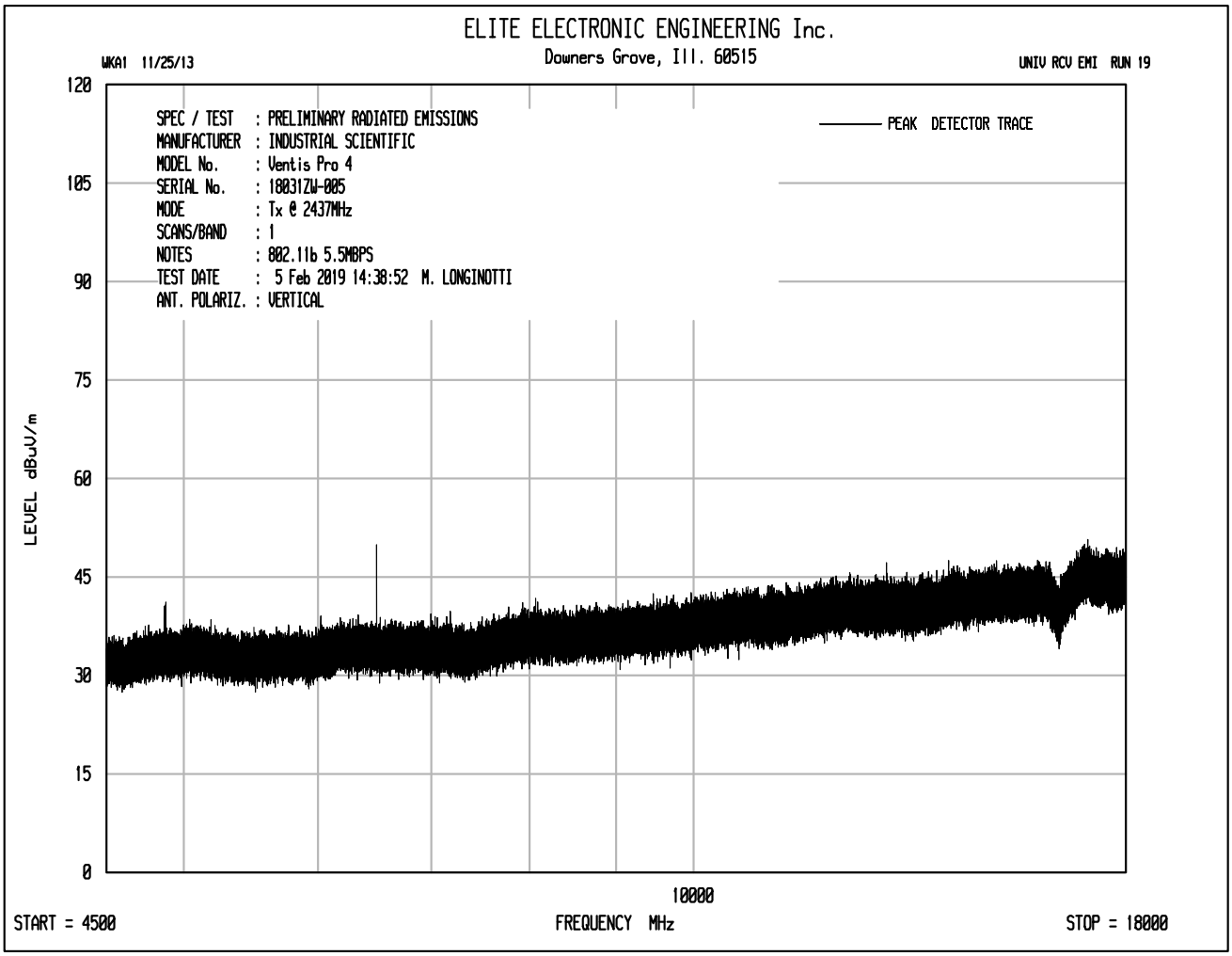
ELITE ELECTRONIC ENGINEERING Inc.
Downers Grove, Ill. 60515
WKA1 11/25/13
UNIV RCV EMI RUN 19
SPEC / TEST : PRELIMINARY RADIATED EMISSIONS
MANUFACTURER : INDUSTRIAL SCIENTIFIC
MODEL No. : Ventis Pro 4
SERIAL No. : 18031ZW-005
MODE : Tx @ 2437MHz
SCANS/BAND : 1
NOTES : 802.11b 5.5MBPS
TEST DATE : 5 Feb 2019 14:38:52 M. LONGINOTTI
ANT. POLARIZ. : VERTICAL
PEAK DETECTOR TRACE
LEVEL dBuV/m
120
105
90
75
60
45
30
15
0
10000
START = 4500
FREQUENCY MHz
STOP = 18000

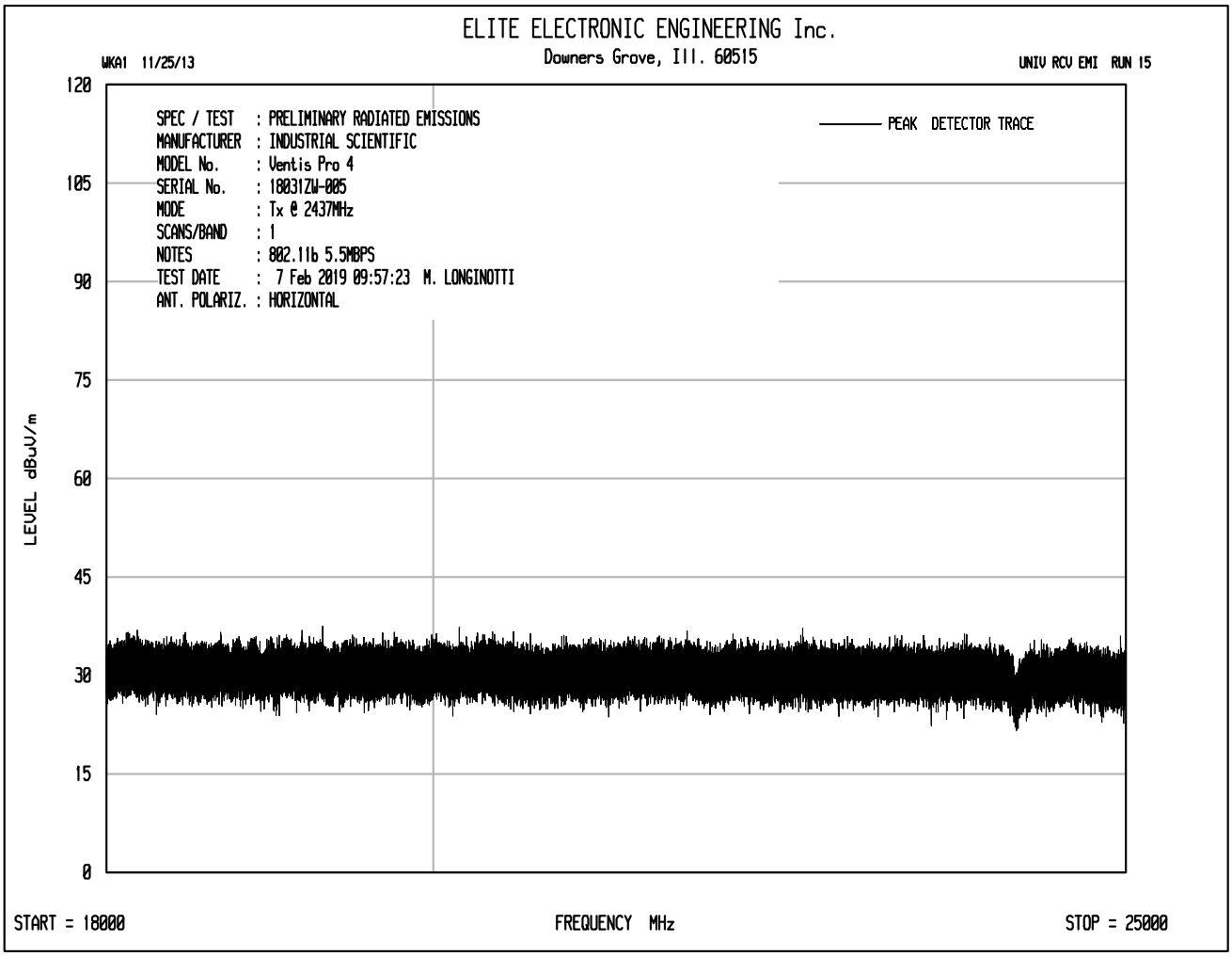
ELITE ELECTRONIC ENGINEERING Inc.
Downers Grove, Ill. 60515
WKA1 11/25/13
UNIV RCV EMI RUN 15
SPEC / TEST : PRELIMINARY RADIATED EMISSIONS
MANUFACTURER : INDUSTRIAL SCIENTIFIC
MODEL No. : Ventis Pro 4
SERIAL No. : 18031ZW-005
MODE : Tx @ 2437MHz
SCANS/BAND : 1
NOTES : 802.11b 5.5MBPS
TEST DATE : 7 Feb 2019 09:57:23 M. LONGINOTTI
ANT. POLARIZ. : HORIZONTAL
PEAK DETECTOR TRACE
LEVEL dBuV/m
120
105
90
75
60
45
30
15
0
START = 18000
FREQUENCY MHz
STOP = 25000

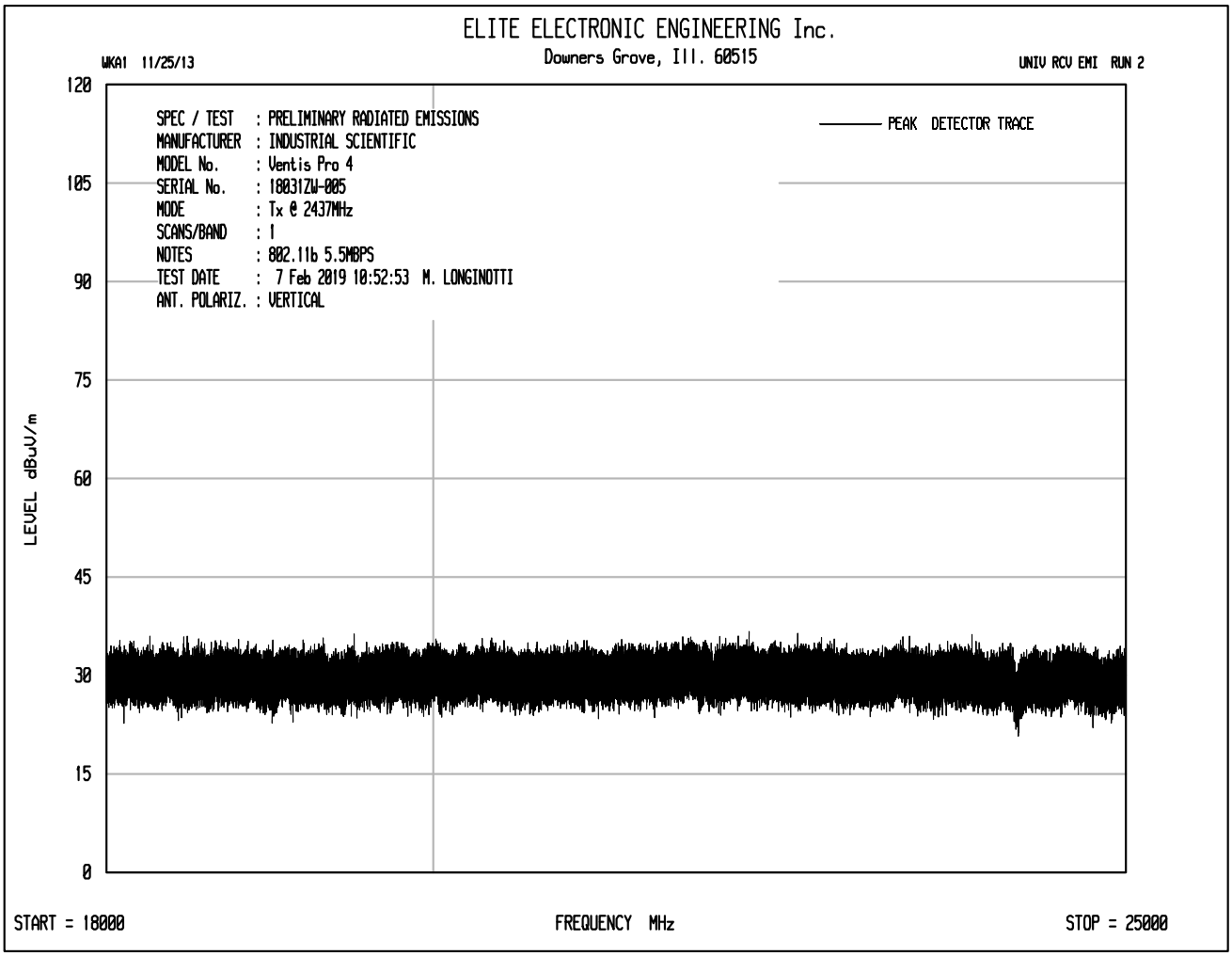
ELITE ELECTRONIC ENGINEERING Inc.
Downers Grove, Ill. 60515
WKA1 11/25/13
UNIV RCV EMI RUN 2
SPEC / TEST : PRELIMINARY RADIATED EMISSIONS
MANUFACTURER : INDUSTRIAL SCIENTIFIC
MODEL No. : Ventis Pro 4
SERIAL No. : 18031ZW-005
MODE : Tx @ 2437MHz
SCANS/BAND : 1
NOTES : 802.11b 5.5MBPS
TEST DATE : 7 Feb 2019 10:52:53 M. LONGINOTTI
ANT. POLARIZ. : VERTICAL
PEAK DETECTOR TRACE
LEVEL dBuV/m
120
105
90
75
60
45
30
15
0
START = 18000
FREQUENCY MHz
STOP = 25000

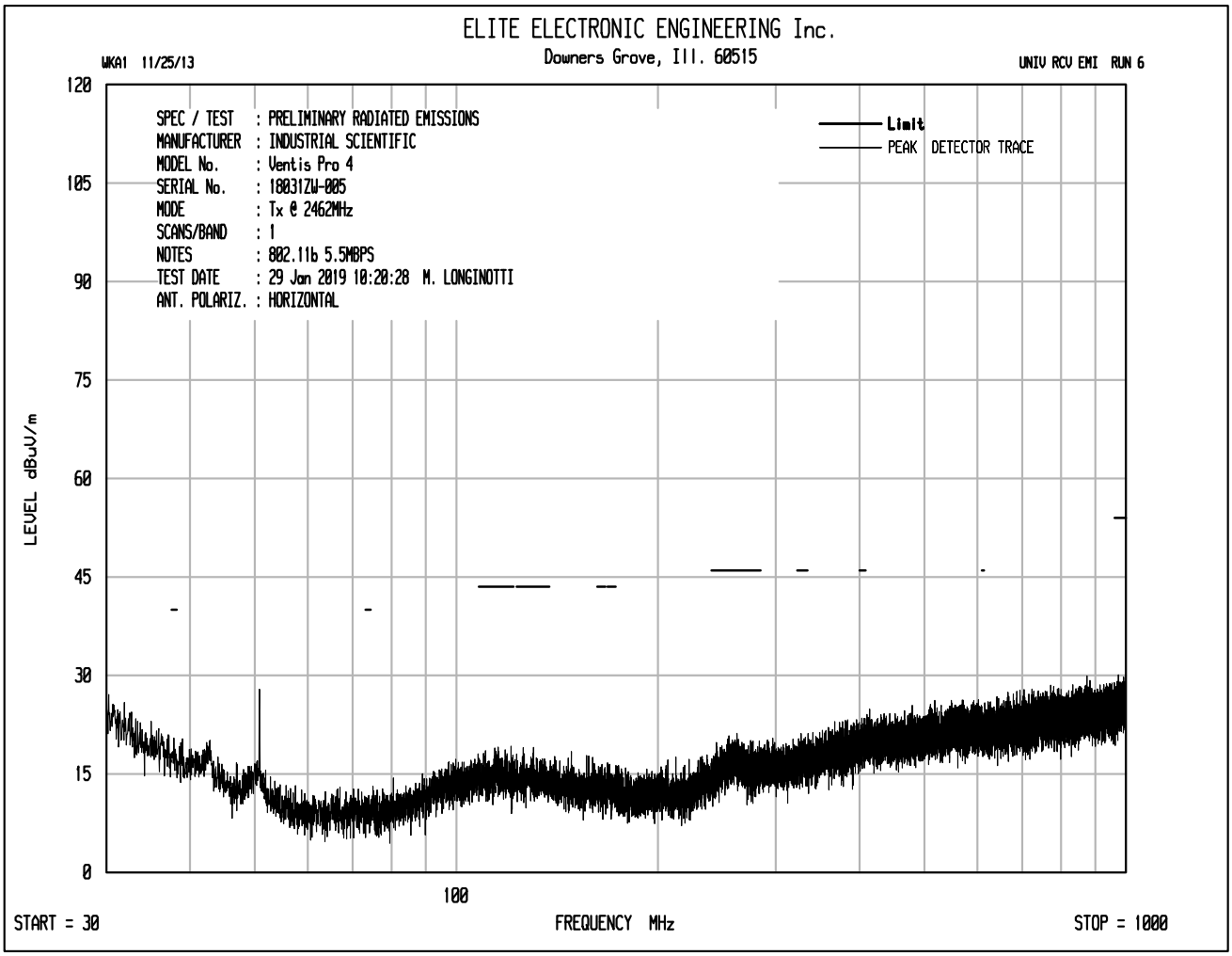
ELITE ELECTRONIC ENGINEERING Inc.
Downers Grove, Ill. 60515
WKA1 11/25/13
UNIV RCV EMI RUN 6
SPEC / TEST : PRELIMINARY RADIATED EMISSIONS
MANUFACTURER : INDUSTRIAL SCIENTIFIC
MODEL No. : Ventis Pro 4
SERIAL No. : 18031ZW-005
MODE : Tx @ 2462MHz
SCANS/BAND : 1
NOTES : 802.11b 5.5MBPS
TEST DATE : 29 Jan 2019 10:20:28 M. LONGINOTTI
ANT. POLARIZ. : HORIZONTAL
Limit
PEAK DETECTOR TRACE
LEVEL dBuV/m
120
105
90
75
60
45
30
15
0
100
START = 30
FREQUENCY MHz
STOP = 1000

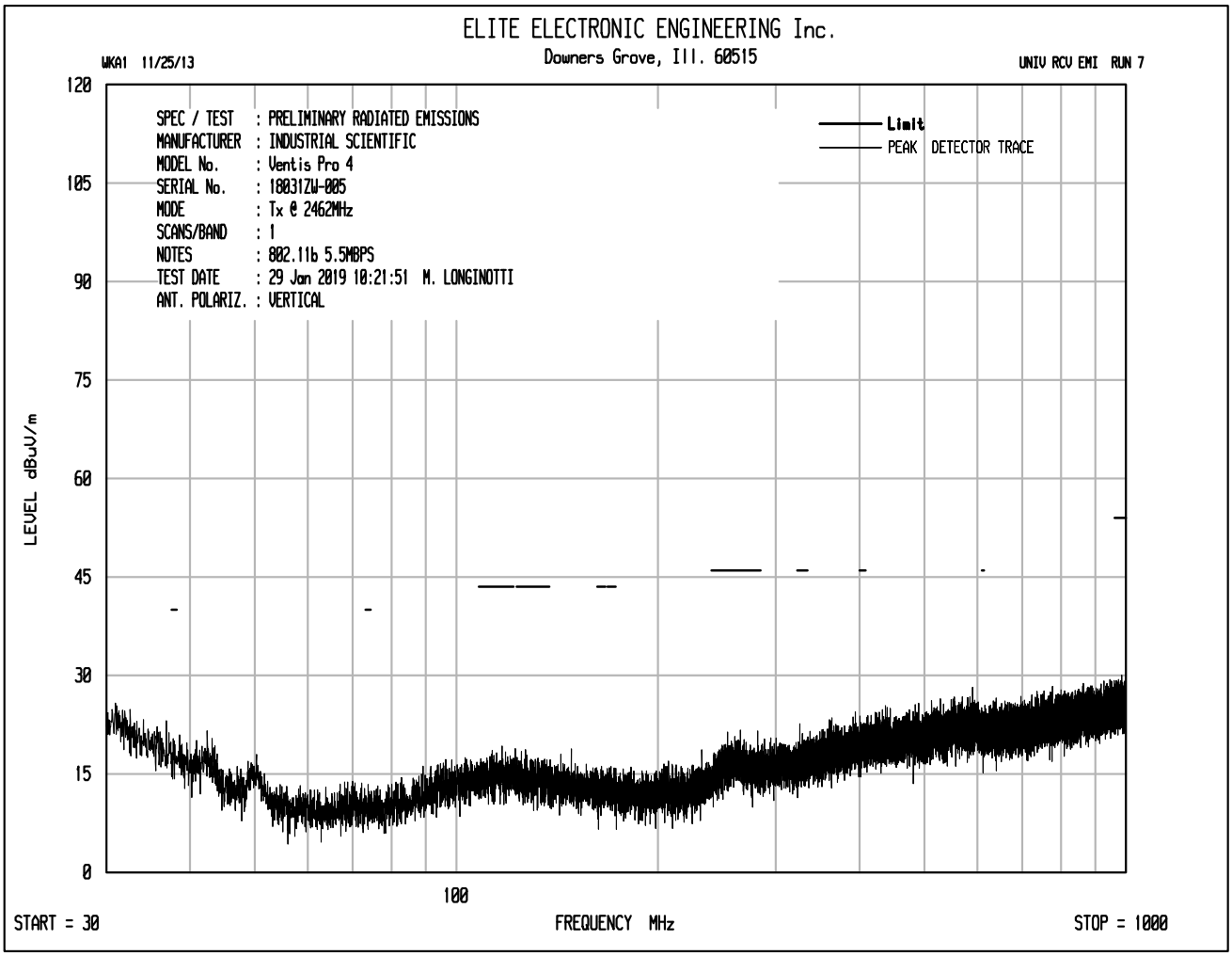
ELITE ELECTRONIC ENGINEERING Inc.
Downers Grove, Ill. 60515
WKA1 11/25/13
UNIV RCV EMI RUN 7
SPEC / TEST : PRELIMINARY RADIATED EMISSIONS
MANUFACTURER : INDUSTRIAL SCIENTIFIC
MODEL No. : Ventis Pro 4
SERIAL No. : 18031ZW-005
MODE : Tx @ 2462MHz
SCANS/BAND : 1
NOTES : 802.11b 5.5MBPS
TEST DATE : 29 Jan 2019 10:21:51 M. LONGINOTTI
ANT. POLARIZ. : VERTICAL
Limit
PEAK DETECTOR TRACE
LEVEL dBuV/m
120
105
90
75
60
45
30
15
0
100
START = 30
FREQUENCY MHz
STOP = 1000

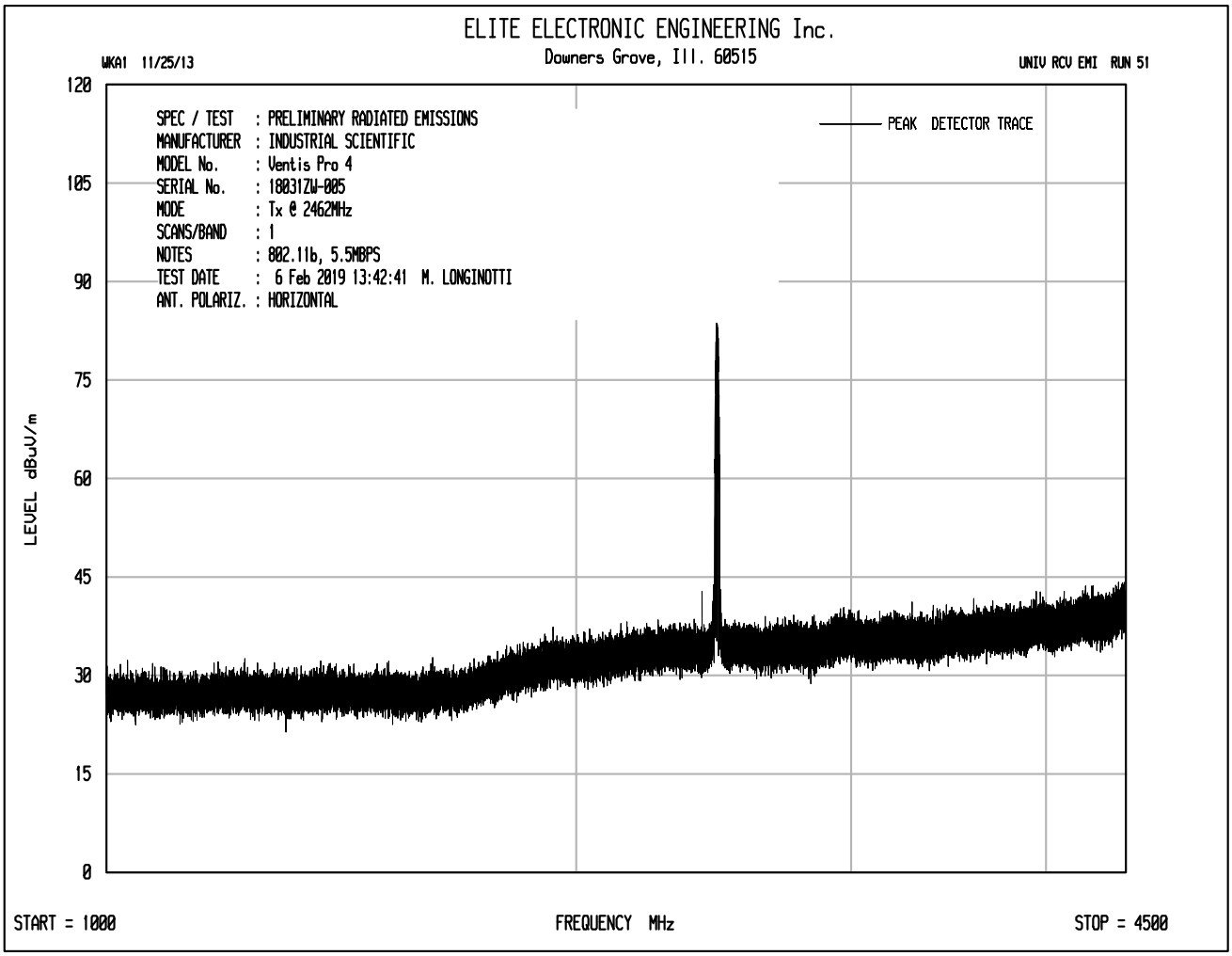
ELITE ELECTRONIC ENGINEERING Inc.
Downers Grove, Ill. 60515
WKA1 11/25/13
UNIV RCV EMI RUN 51
SPEC / TEST : PRELIMINARY RADIATED EMISSIONS
MANUFACTURER : INDUSTRIAL SCIENTIFIC
MODEL No. : Ventis Pro 4
SERIAL No. : 18031ZW-005
MODE : Tx @ 2462MHz
SCANS/BAND : 1
NOTES : 802.11b, 5.5MBPS
TEST DATE : 6 Feb 2019 13:42:41 M. LONGINOTTI
ANT. POLARIZ. : HORIZONTAL
PEAK DETECTOR TRACE
LEVEL dBuV/m
120
105
90
75
60
45
30
15
0
START = 1000
FREQUENCY MHz
STOP = 4500

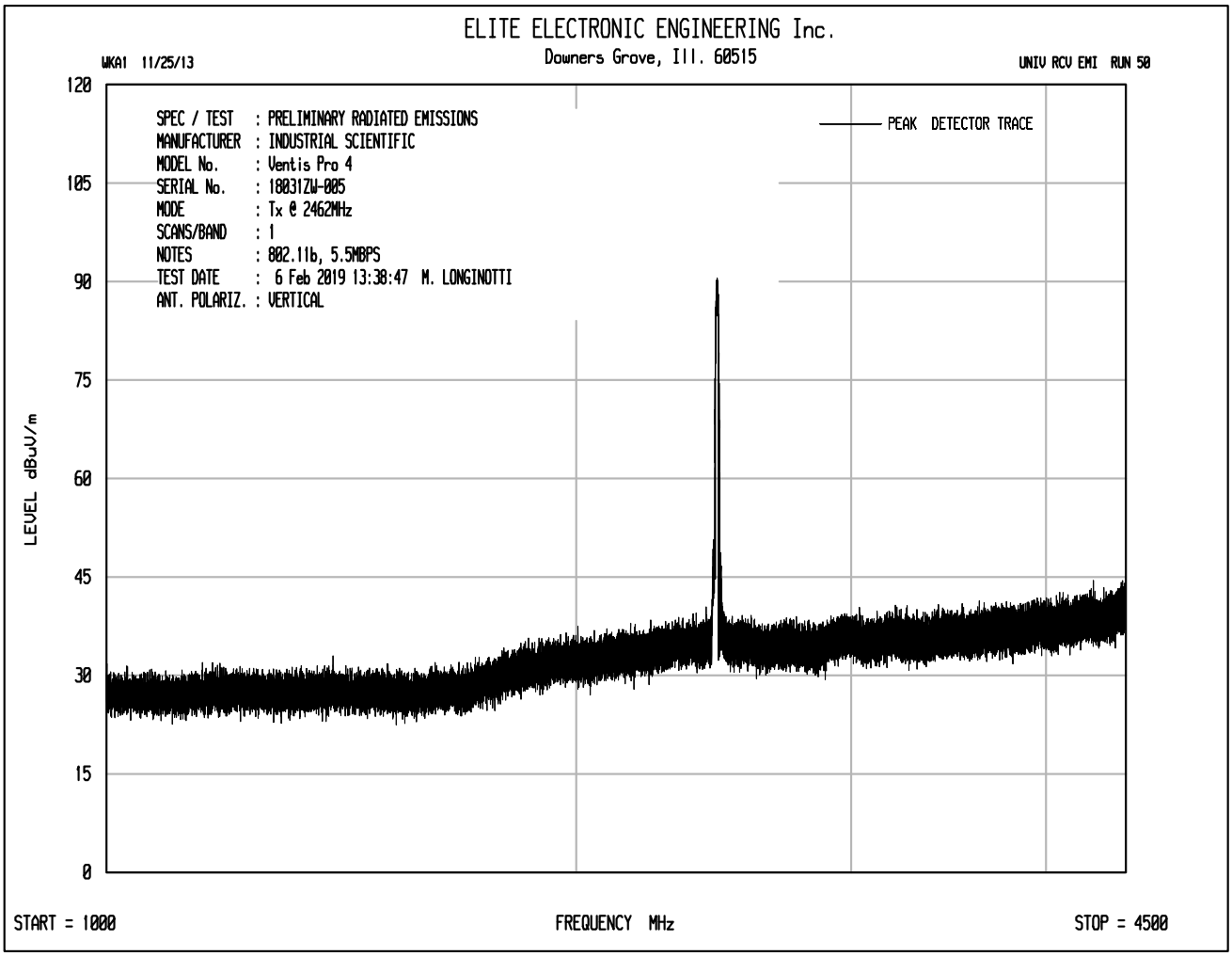
ELITE ELECTRONIC ENGINEERING Inc.
Downers Grove, Ill. 60515
WKA1 11/25/13
UNIV RCV EMI RUN 50
SPEC / TEST : PRELIMINARY RADIATED EMISSIONS
MANUFACTURER : INDUSTRIAL SCIENTIFIC
MODEL No. : Ventis Pro 4
SERIAL No. : 18031ZW-005
MODE : Tx @ 2462MHz
SCANS/BAND : 1
NOTES : 802.11b, 5.5MBPS
TEST DATE : 6 Feb 2019 13:38:47 M. LONGINOTTI
ANT. POLARIZ. : VERTICAL
PEAK DETECTOR TRACE
LEVEL dBuV/m
120
105
90
75
60
45
30
15
0
START = 1000
FREQUENCY MHz
STOP = 4500

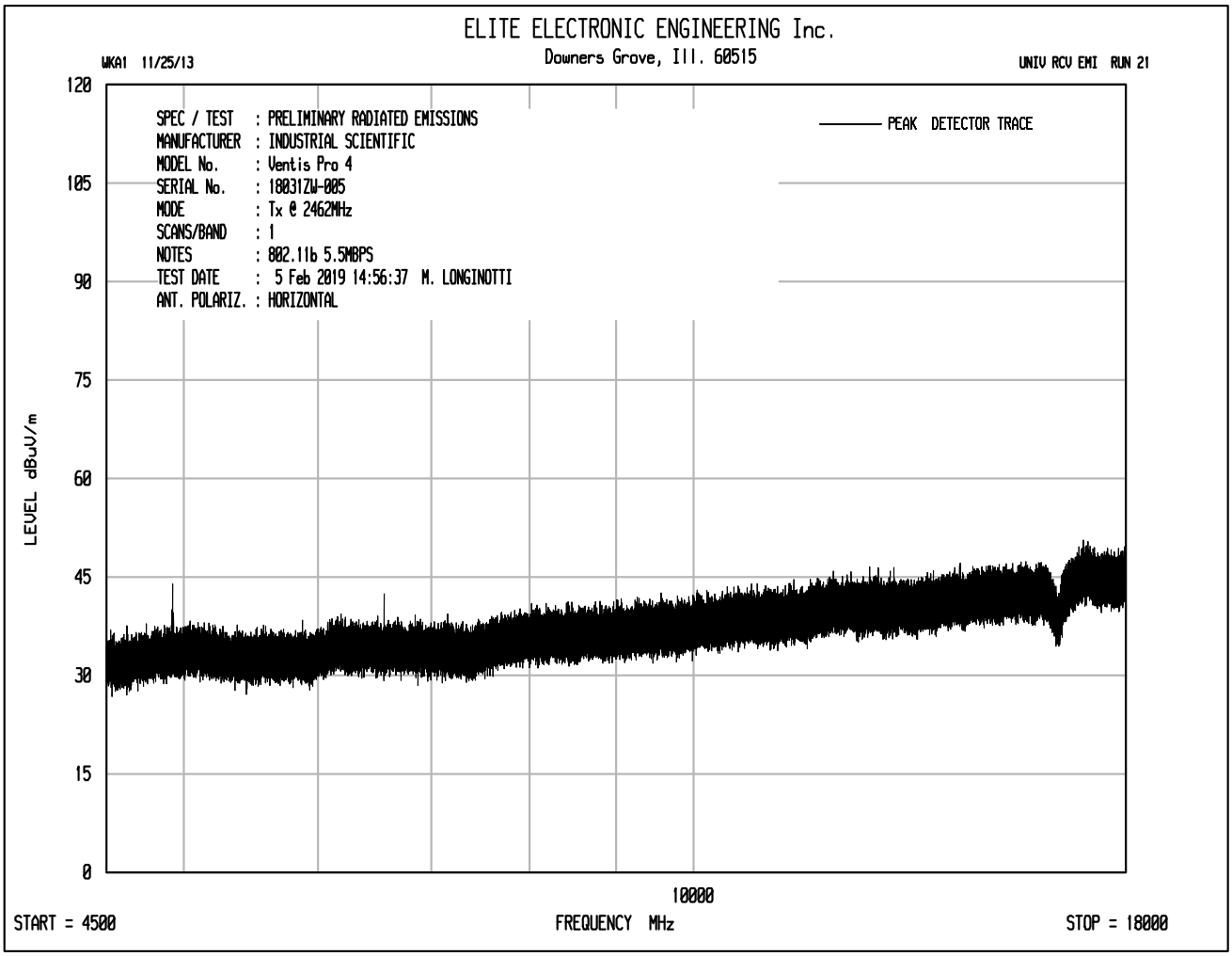
ELITE ELECTRONIC ENGINEERING Inc.
Downers Grove, Ill. 60515
WKA1 11/25/13
UNIV RCV EMI RUN 21
SPEC / TEST : PRELIMINARY RADIATED EMISSIONS
MANUFACTURER : INDUSTRIAL SCIENTIFIC
MODEL No. : Ventis Pro 4
SERIAL No. : 18031ZW-005
MODE : Tx @ 2462MHz
SCANS/BAND : 1
NOTES : 802.11b 5.5MBPS
TEST DATE : 5 Feb 2019 14:56:37 M. LONGINOTTI
ANT. POLARIZ. : HORIZONTAL
PEAK DETECTOR TRACE
LEVEL dBuV/m
120
105
90
75
60
45
30
15
0
10000
START = 4500
FREQUENCY MHz
STOP = 18000

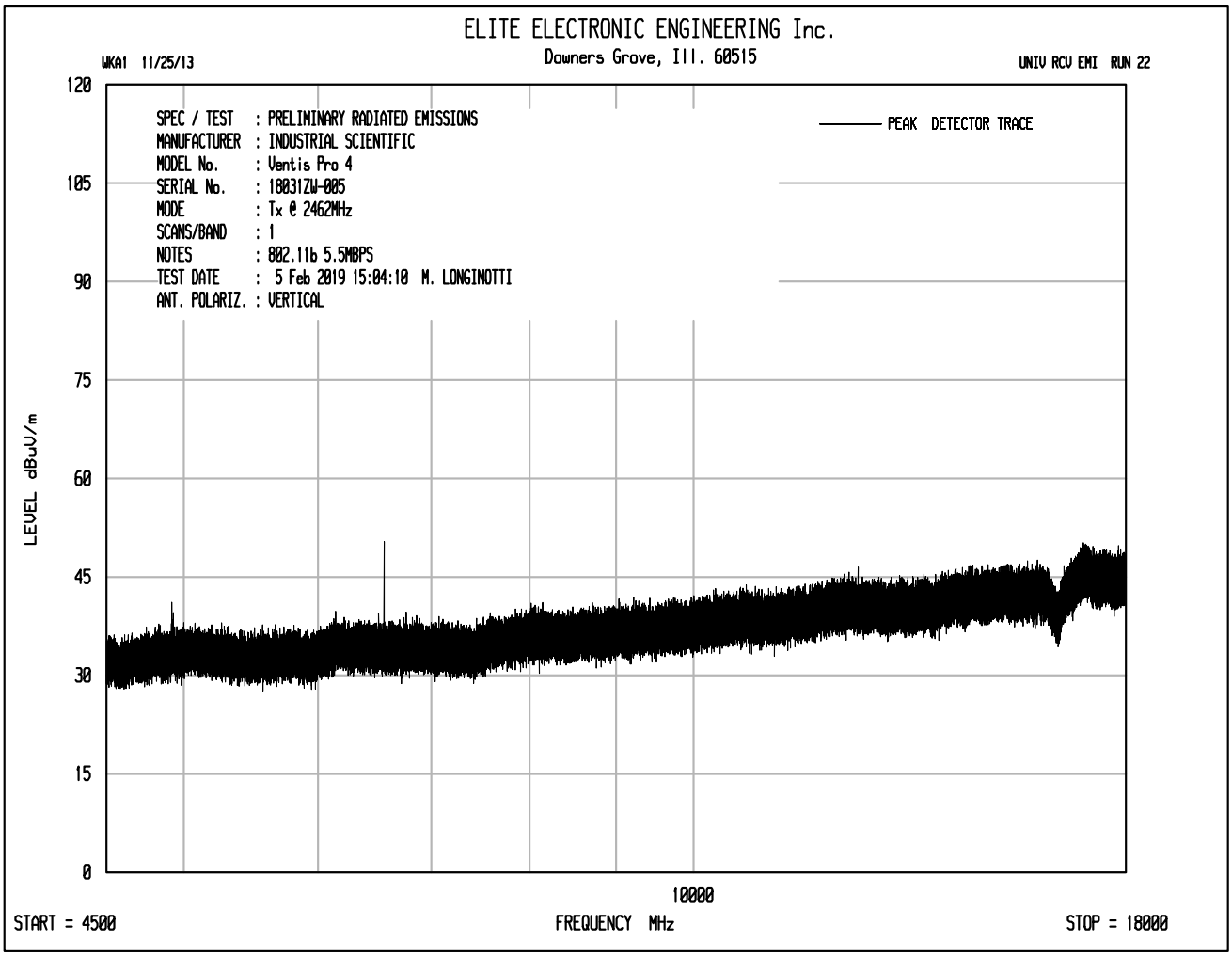
ELITE ELECTRONIC ENGINEERING Inc.
Downers Grove, Ill. 60515
WKA1 11/25/13
UNIV RCV EMI RUN 22
SPEC / TEST : PRELIMINARY RADIATED EMISSIONS
MANUFACTURER : INDUSTRIAL SCIENTIFIC
MODEL No. : Ventis Pro 4
SERIAL No. : 18031ZW-005
MODE : Tx @ 2462MHz
SCANS/BAND : 1
NOTES : 802.11b 5.5MBPS
TEST DATE : 5 Feb 2019 15:04:10 M. LONGINOTTI
ANT. POLARIZ. : VERTICAL
PEAK DETECTOR TRACE
LEVEL dBuV/m
120
105
90
75
60
45
30
15
0
10000
START = 4500
FREQUENCY MHz
STOP = 18000

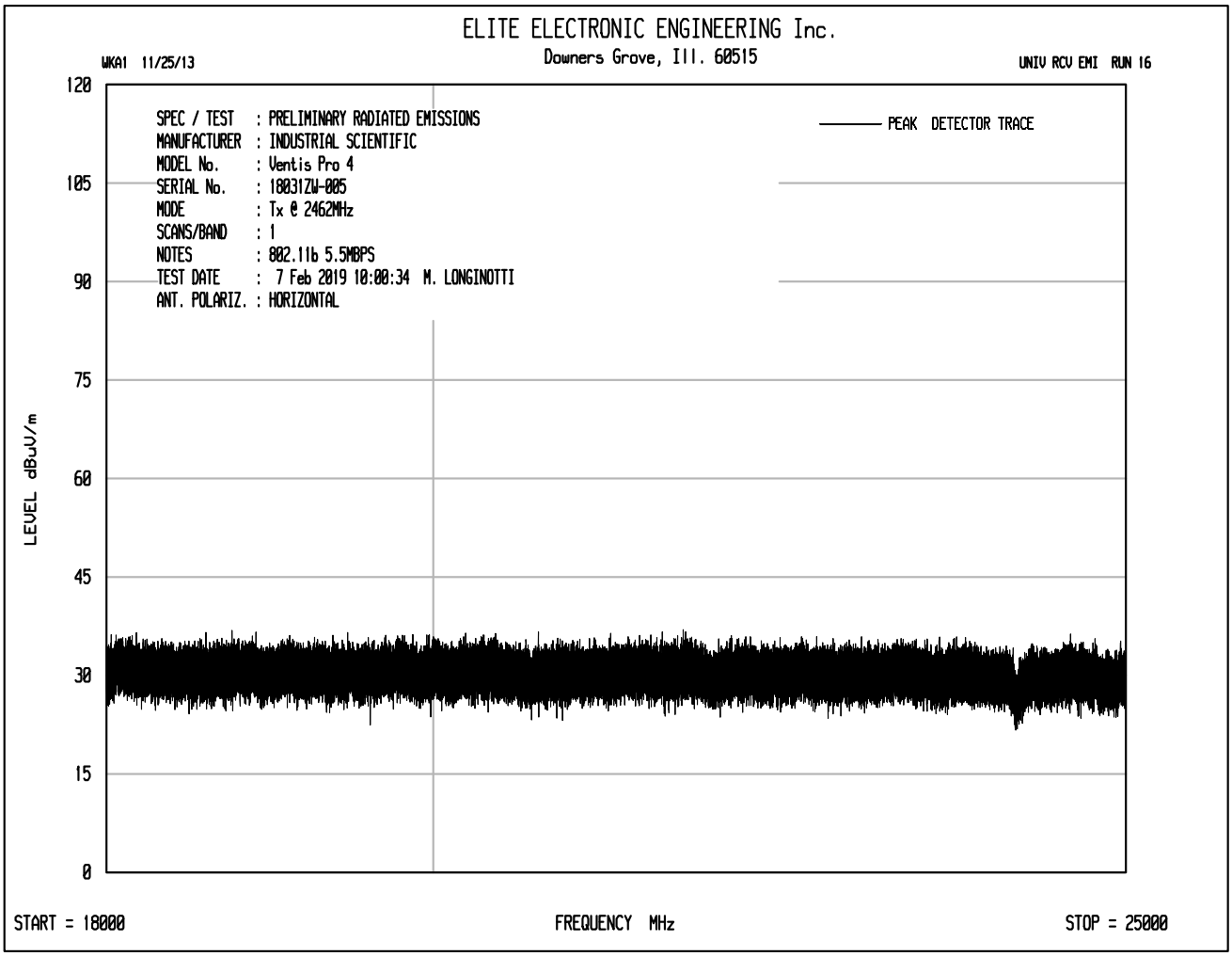
ELITE ELECTRONIC ENGINEERING Inc.
Downers Grove, Ill. 60515
WKA1 11/25/13
UNIV RCV EMI RUN 16
SPEC / TEST : PRELIMINARY RADIATED EMISSIONS
MANUFACTURER : INDUSTRIAL SCIENTIFIC
MODEL No. : Ventis Pro 4
SERIAL No. : 18031ZW-005
MODE : Tx @ 2462MHz
SCANS/BAND : 1
NOTES : 802.11b 5.5MBPS
TEST DATE : 7 Feb 2019 10:00:34 M. LONGINOTTI
ANT. POLARIZ. : HORIZONTAL
PEAK DETECTOR TRACE
LEVEL dBuV/m
120
105
90
75
60
45
30
15
0
START = 18000
FREQUENCY MHz
STOP = 25000

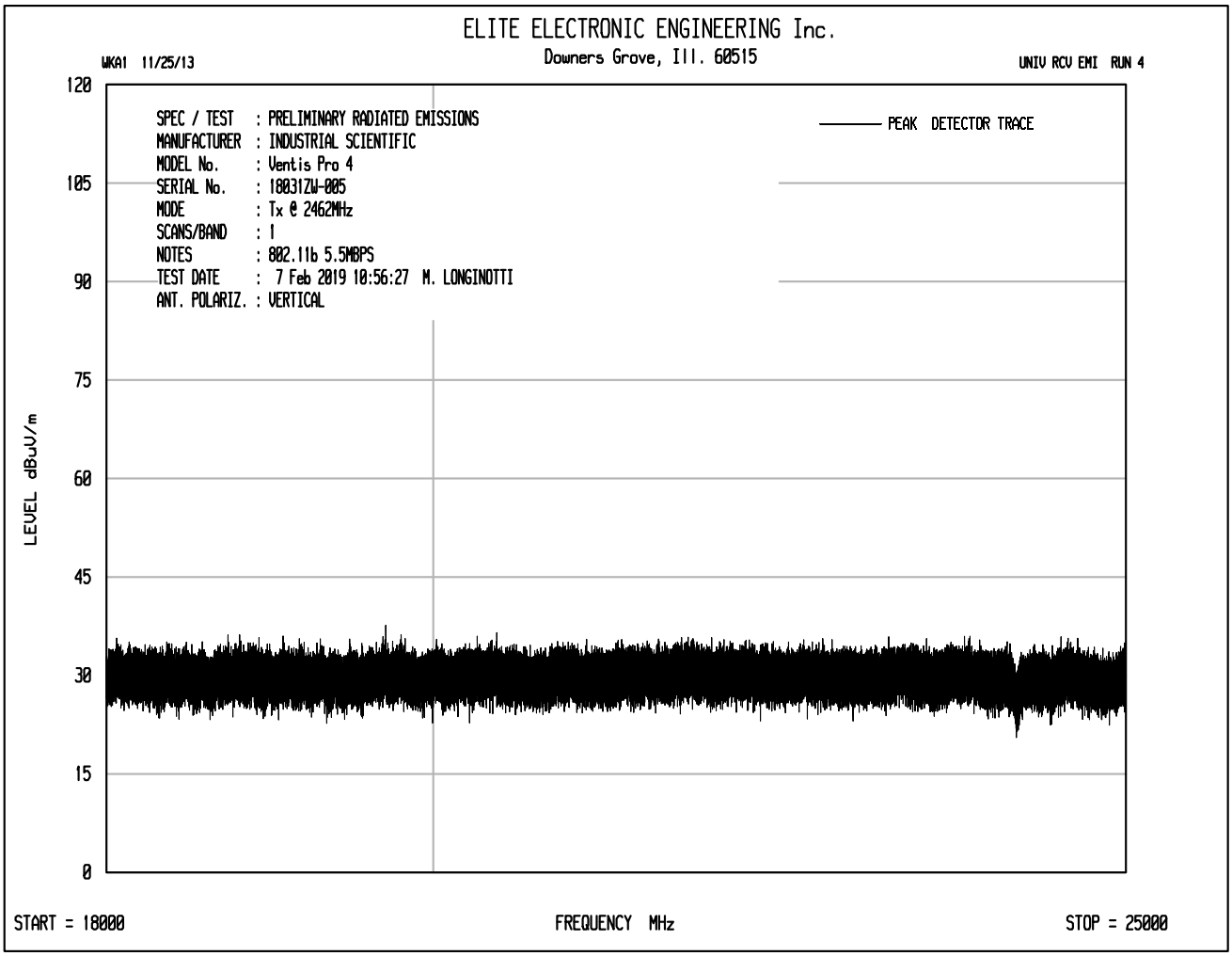
ELITE ELECTRONIC ENGINEERING Inc.
Downers Grove, Ill. 60515
WKA1 11/25/13
UNIV RCV EMI RUN 4
SPEC / TEST : PRELIMINARY RADIATED EMISSIONS
MANUFACTURER : INDUSTRIAL SCIENTIFIC
MODEL No. : Ventis Pro 4
SERIAL No. : 18031ZW-005
MODE : Tx @ 2462MHz
SCANS/BAND : 1
NOTES : 802.11b 5.5MBPS
TEST DATE : 7 Feb 2019 10:56:27 M. LONGINOTTI
ANT. POLARIZ. : VERTICAL
PEAK DETECTOR TRACE
LEVEL dBuV/m
120
105
90
75
60
45
30
15
0
START = 18000
FREQUENCY MHz
STOP = 25000

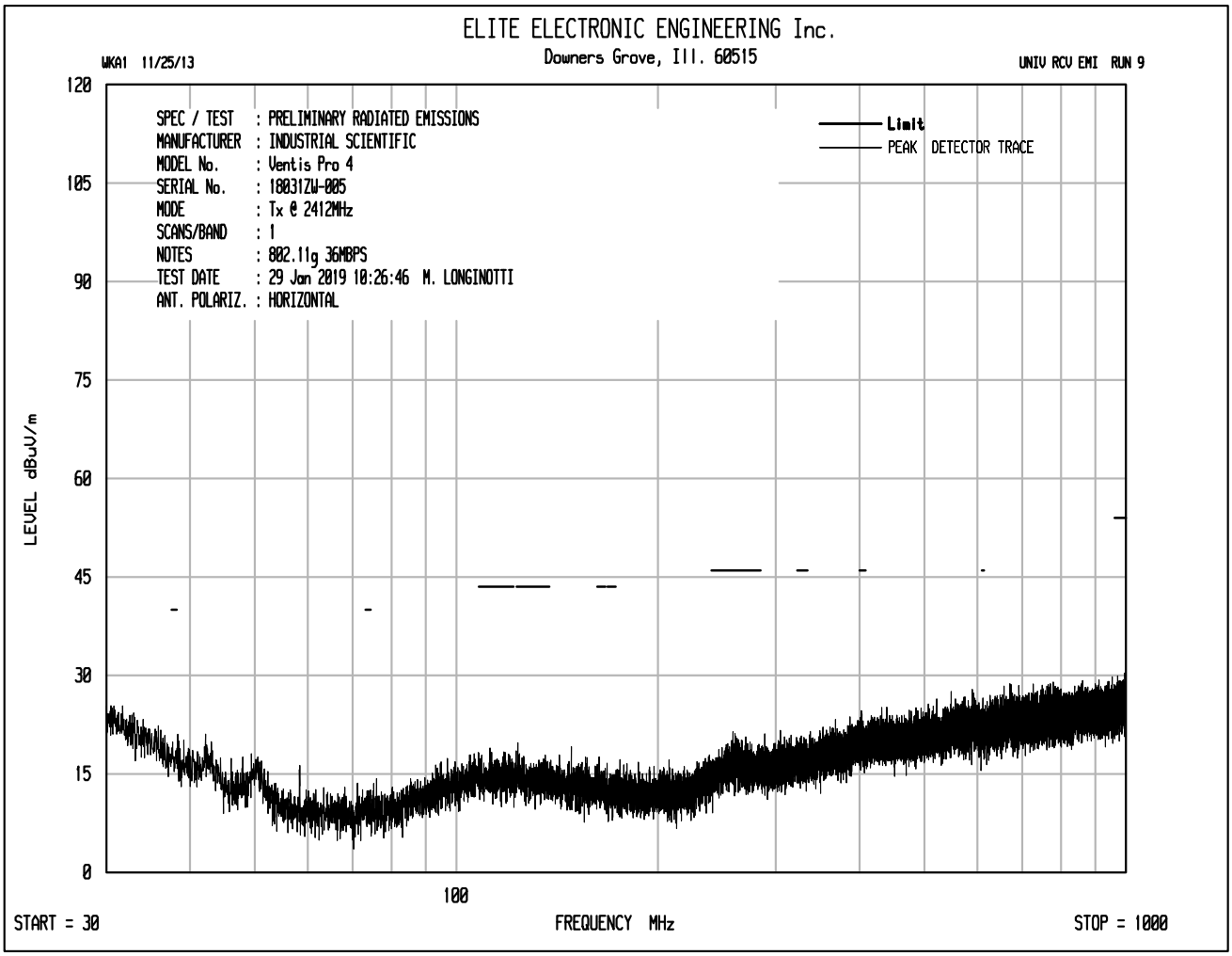
ELITE ELECTRONIC ENGINEERING Inc.
Downers Grove, Ill. 60515
WKA1 11/25/13
UNIV RCV EMI RUN 9
SPEC / TEST : PRELIMINARY RADIATED EMISSIONS
MANUFACTURER : INDUSTRIAL SCIENTIFIC
MODEL No. : Ventis Pro 4
SERIAL No. : 18031ZW-005
MODE : Tx @ 2412MHz
SCANS/BAND : 1
NOTES : 802.11g 36MBPS
TEST DATE : 29 Jan 2019 10:26:46 M. LONGINOTTI
ANT. POLARIZ. : HORIZONTAL
Limit
PEAK DETECTOR TRACE
LEVEL dBuV/m
120
105
90
75
60
45
30
15
0
100
START = 30
FREQUENCY MHz
STOP = 1000

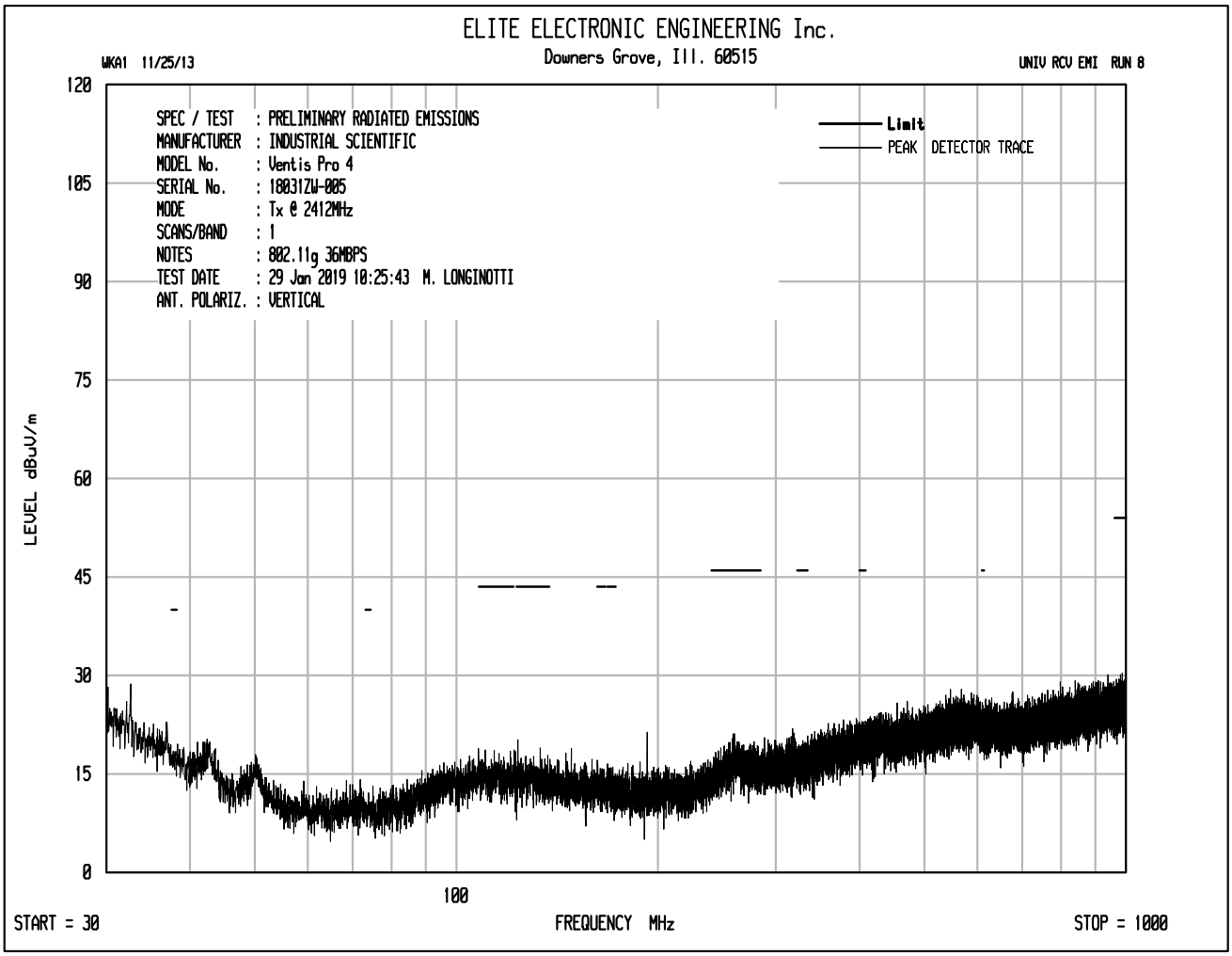
ELITE ELECTRONIC ENGINEERING Inc.
Downers Grove, Ill. 60515
WKA1 11/25/13
UNIV RCV EMI RUN 8
SPEC / TEST : PRELIMINARY RADIATED EMISSIONS
MANUFACTURER : INDUSTRIAL SCIENTIFIC
MODEL No. : Ventis Pro 4
SERIAL No. : 18031ZW-005
MODE : Tx @ 2412MHz
SCANS/BAND : 1
NOTES : 802.11g 36MBPS
TEST DATE : 29 Jan 2019 10:25:43 M. LONGINOTTI
ANT. POLARIZ. : VERTICAL
Limit
PEAK DETECTOR TRACE
LEVEL dBuV/m
120
105
90
75
60
45
30
15
0
100
START = 30
FREQUENCY MHz
STOP = 1000

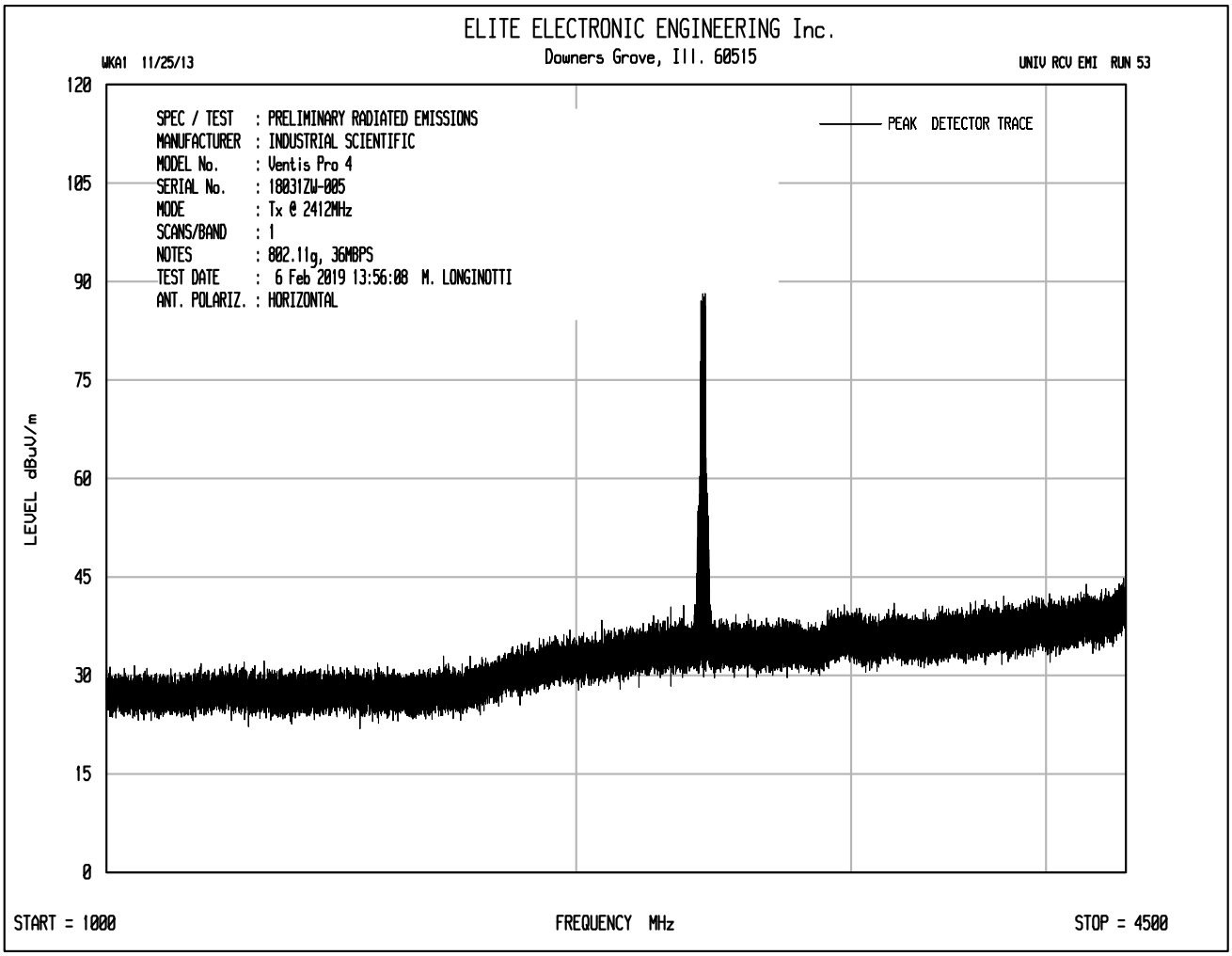
ELITE ELECTRONIC ENGINEERING Inc.
Downers Grove, Ill. 60515
WKA1 11/25/13
UNIV RCV EMI RUN 53
SPEC / TEST : PRELIMINARY RADIATED EMISSIONS
MANUFACTURER : INDUSTRIAL SCIENTIFIC
MODEL No. : Ventis Pro 4
SERIAL No. : 18031ZW-005
MODE : Tx @ 2412MHz
SCANS/BAND : 1
NOTES : 802.11g, 36MBPS
TEST DATE : 6 Feb 2019 13:56:08 M. LONGINOTTI
ANT. POLARIZ. : HORIZONTAL
PEAK DETECTOR TRACE
LEVEL dBuV/m
120
105
90
75
60
45
30
15
0
START = 1000
FREQUENCY MHz
STOP = 4500

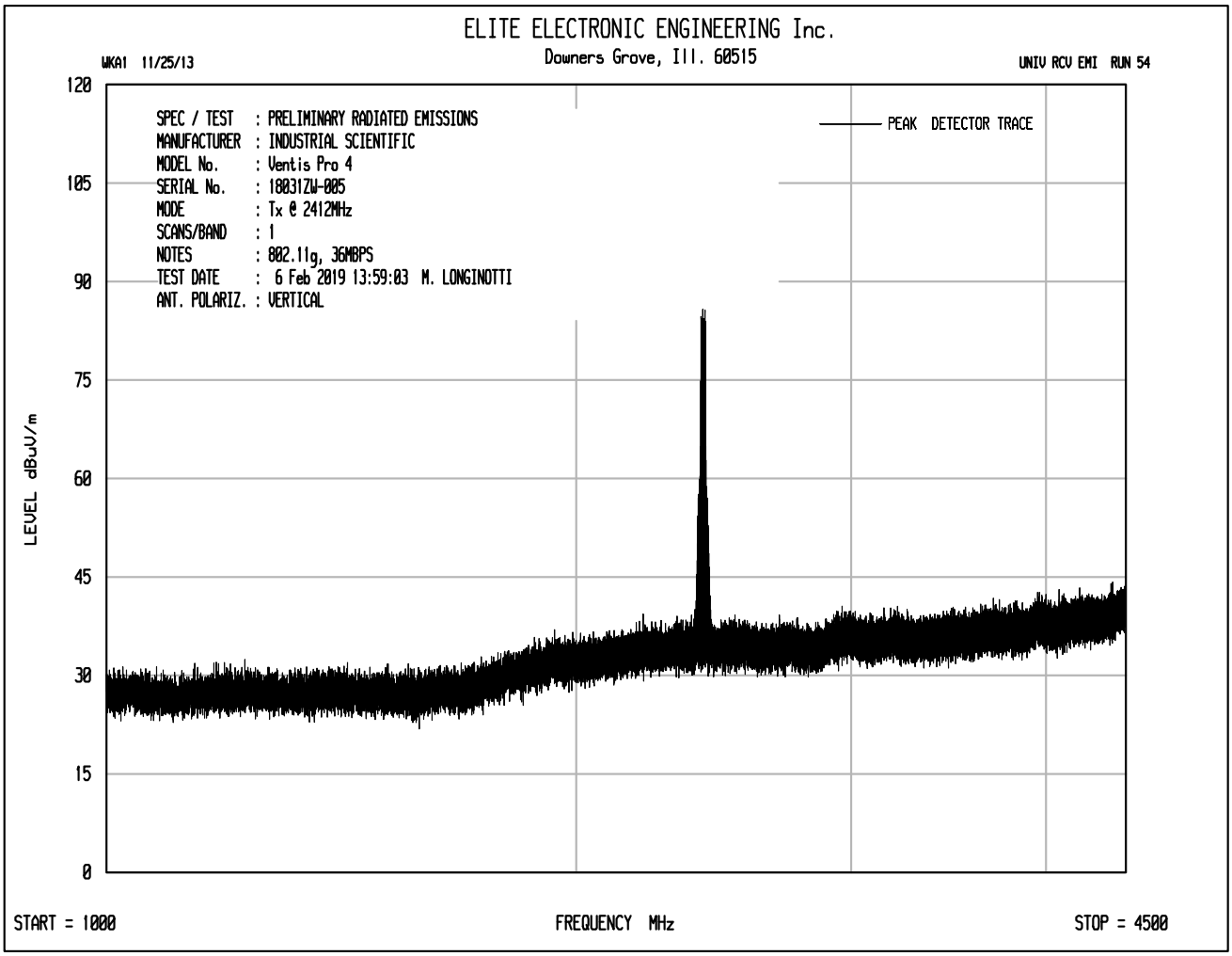
ELITE ELECTRONIC ENGINEERING Inc.
Downers Grove, Ill. 60515
WKA1 11/25/13
UNIV RCV EMI RUN 54
SPEC / TEST : PRELIMINARY RADIATED EMISSIONS
MANUFACTURER : INDUSTRIAL SCIENTIFIC
MODEL No. : Ventis Pro 4
SERIAL No. : 18031ZW-005
MODE : Tx @ 2412MHz
SCANS/BAND : 1
NOTES : 802.11g, 36MBPS
TEST DATE : 6 Feb 2019 13:59:03 M. LONGINOTTI
ANT. POLARIZ. : VERTICAL
PEAK DETECTOR TRACE
LEVEL dBuV/m
120
105
90
75
60
45
30
15
0
START = 1000
FREQUENCY MHz
STOP = 4500

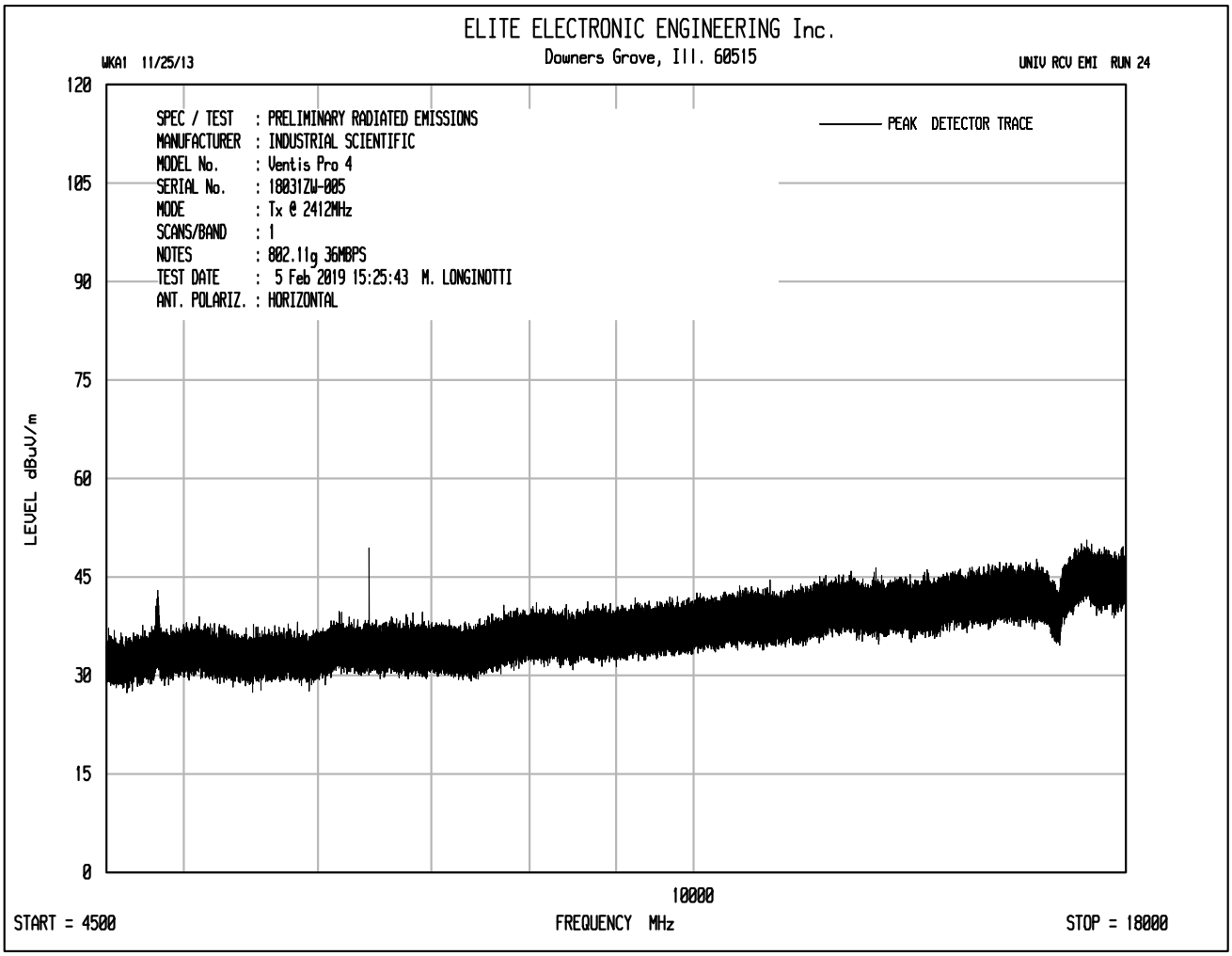
ELITE ELECTRONIC ENGINEERING Inc.
Downers Grove, Ill. 60515
WKA1 11/25/13
UNIV RCV EMI RUN 24
SPEC / TEST : PRELIMINARY RADIATED EMISSIONS
MANUFACTURER : INDUSTRIAL SCIENTIFIC
MODEL No. : Ventis Pro 4
SERIAL No. : 18031ZW-005
MODE : Tx @ 2412MHz
SCANS/BAND : 1
NOTES : 802.11g 36MBPS
TEST DATE : 5 Feb 2019 15:25:43 M. LONGINOTTI
ANT. POLARIZ. : HORIZONTAL
PEAK DETECTOR TRACE
LEVEL dBuV/m
120
105
90
75
60
45
30
15
0
10000
START = 4500
FREQUENCY MHz
STOP = 18000

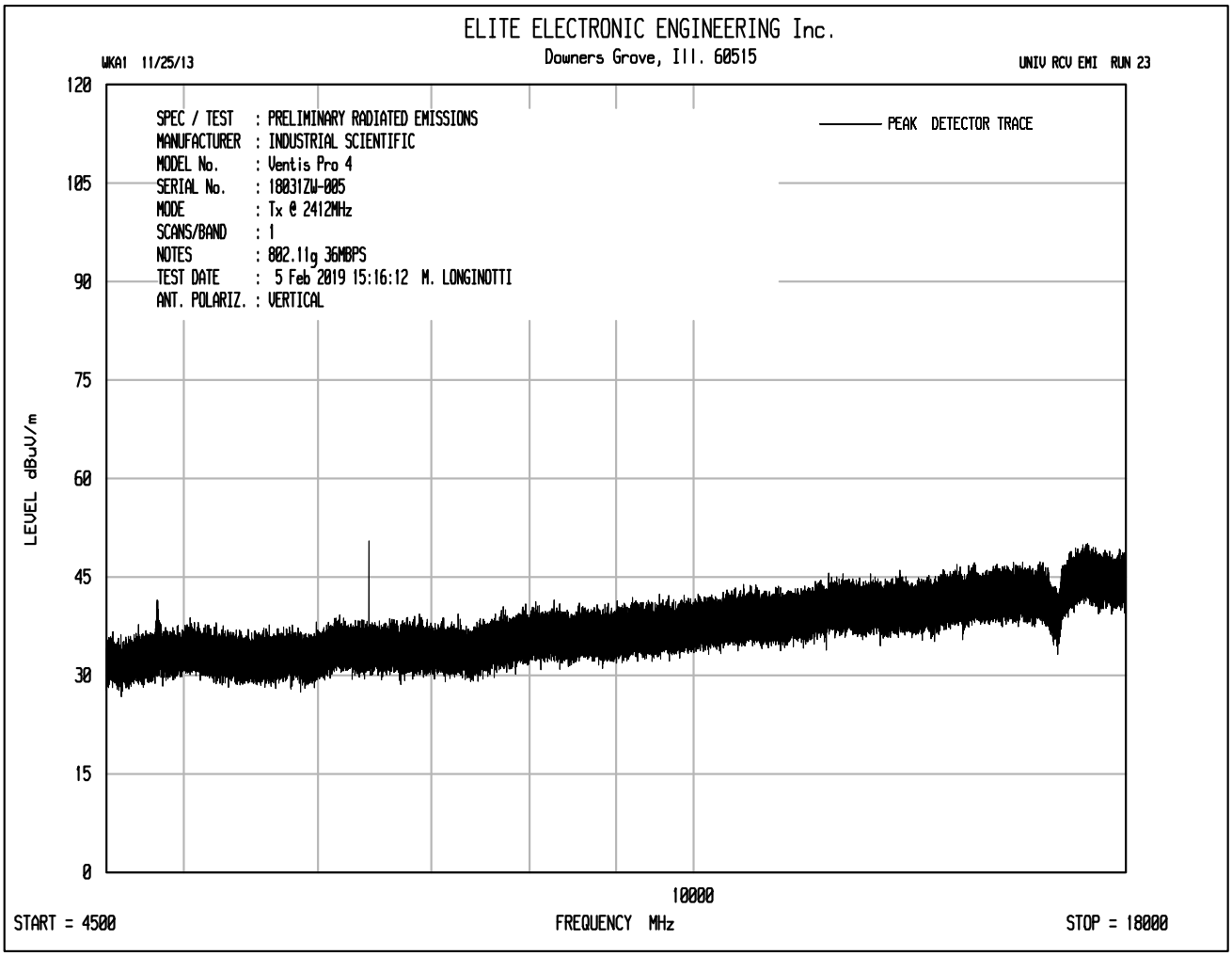
ELITE ELECTRONIC ENGINEERING Inc.
Downers Grove, Ill. 60515
WKA1 11/25/13
UNIV RCV EMI RUN 23
SPEC / TEST : PRELIMINARY RADIATED EMISSIONS
MANUFACTURER : INDUSTRIAL SCIENTIFIC
MODEL No. : Ventis Pro 4
SERIAL No. : 18031ZW-005
MODE : Tx @ 2412MHz
SCANS/BAND : 1
NOTES : 802.11g 36MBPS
TEST DATE : 5 Feb 2019 15:16:12 M. LONGINOTTI
ANT. POLARIZ. : VERTICAL
PEAK DETECTOR TRACE
LEVEL dBuV/m
120
105
90
75
60
45
30
15
0
10000
START = 4500
FREQUENCY MHz
STOP = 18000

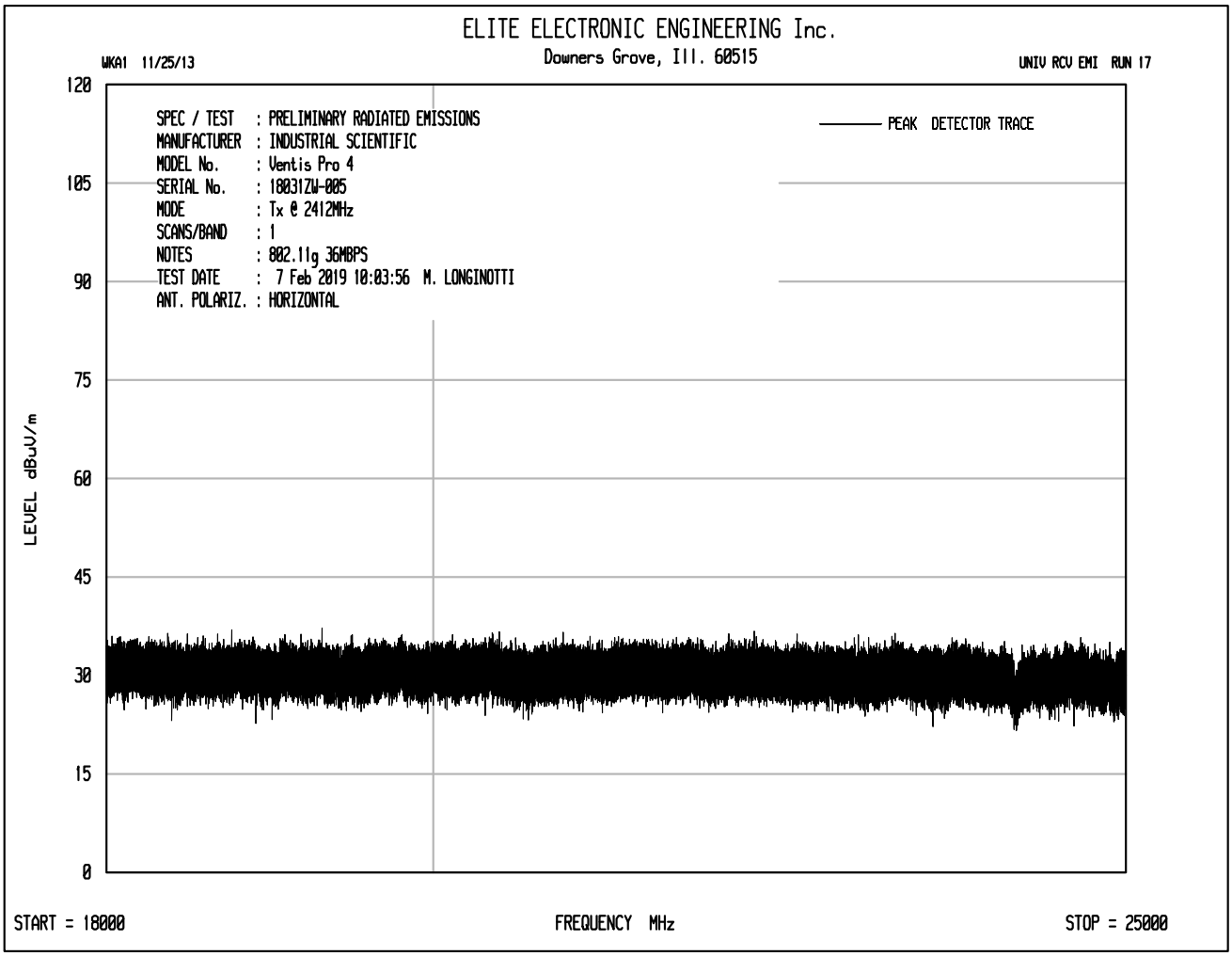
ELITE ELECTRONIC ENGINEERING Inc.
Downers Grove, Ill. 60515
WKA1 11/25/13
UNIV RCV EMI RUN 17
SPEC / TEST : PRELIMINARY RADIATED EMISSIONS
MANUFACTURER : INDUSTRIAL SCIENTIFIC
MODEL No. : Ventis Pro 4
SERIAL No. : 18031ZW-005
MODE : Tx @ 2412MHz
SCANS/BAND : 1
NOTES : 802.11g 36MBPS
TEST DATE : 7 Feb 2019 10:03:56 M. LONGINOTTI
ANT. POLARIZ. : HORIZONTAL
PEAK DETECTOR TRACE
LEVEL dBuV/m
120
105
90
75
60
45
30
15
0
START = 18000
FREQUENCY MHz
STOP = 25000

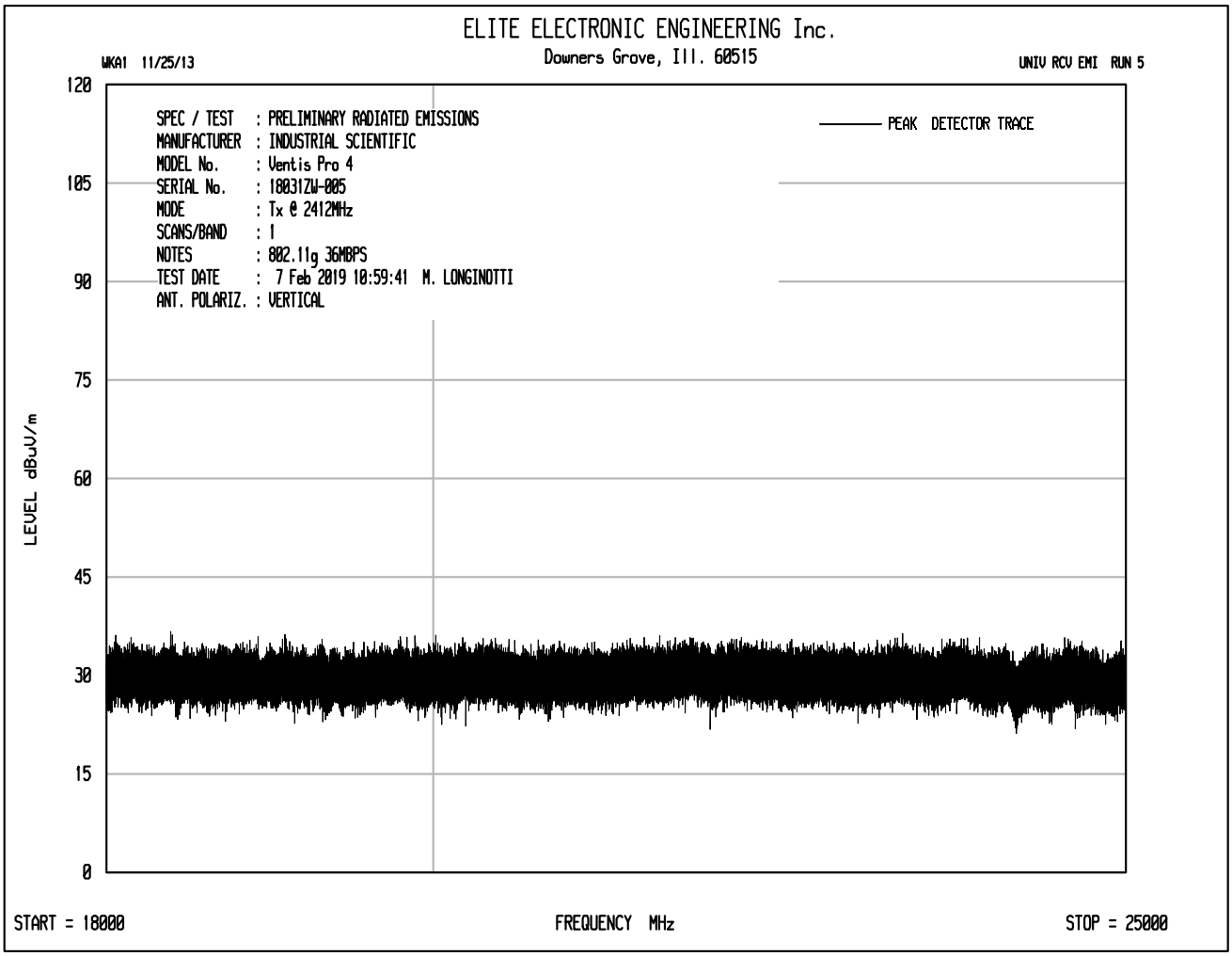
ELITE ELECTRONIC ENGINEERING Inc.
Downers Grove, Ill. 60515
WKA1 11/25/13
UNIV RCV EMI RUN 5
SPEC / TEST : PRELIMINARY RADIATED EMISSIONS
MANUFACTURER : INDUSTRIAL SCIENTIFIC
MODEL No. : Ventis Pro 4
SERIAL No. : 18031ZW-005
MODE : Tx @ 2412MHz
SCANS/BAND : 1
NOTES : 802.11g 36MBPS
TEST DATE : 7 Feb 2019 10:59:41 M. LONGINOTTI
ANT. POLARIZ. : VERTICAL
PEAK DETECTOR TRACE
LEVEL dBuV/m
120
105
90
75
60
45
30
15
0
START = 18000
FREQUENCY MHz
STOP = 25000

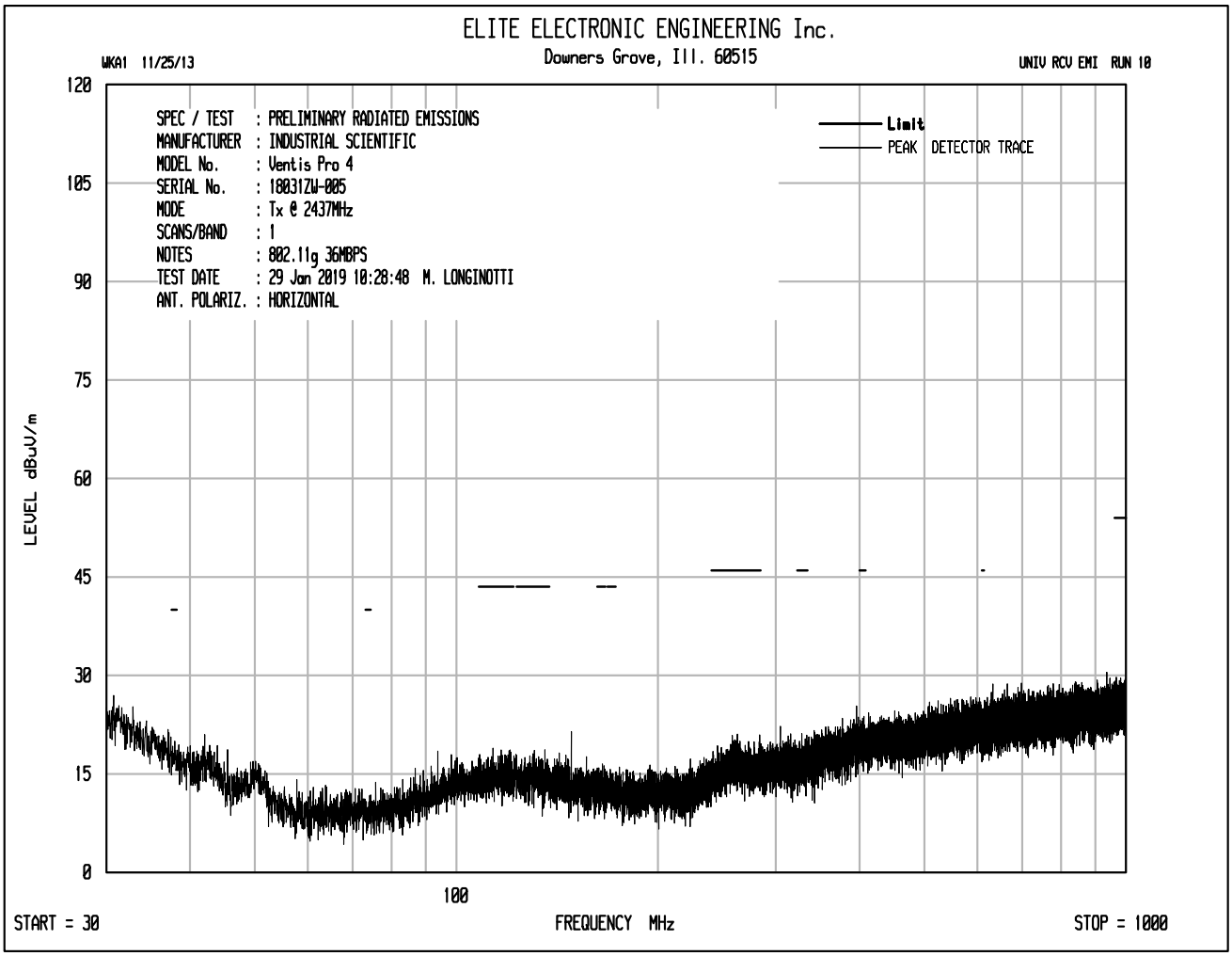
ELITE ELECTRONIC ENGINEERING Inc.
Downers Grove, Ill. 60515
WKA1 11/25/13
UNIV RCV EMI RUN 10
SPEC / TEST : PRELIMINARY RADIATED EMISSIONS
MANUFACTURER : INDUSTRIAL SCIENTIFIC
MODEL No. : Ventis Pro 4
SERIAL No. : 18031ZW-005
MODE : Tx @ 2437MHz
SCANS/BAND : 1
NOTES : 802.11g 36MBPS
TEST DATE : 29 Jan 2019 10:28:48 M. LONGINOTTI
ANT. POLARIZ. : HORIZONTAL
Limit
PEAK DETECTOR TRACE
LEVEL dBuV/m
120
105
90
75
60
45
30
15
0
100
START = 30
FREQUENCY MHz
STOP = 1000

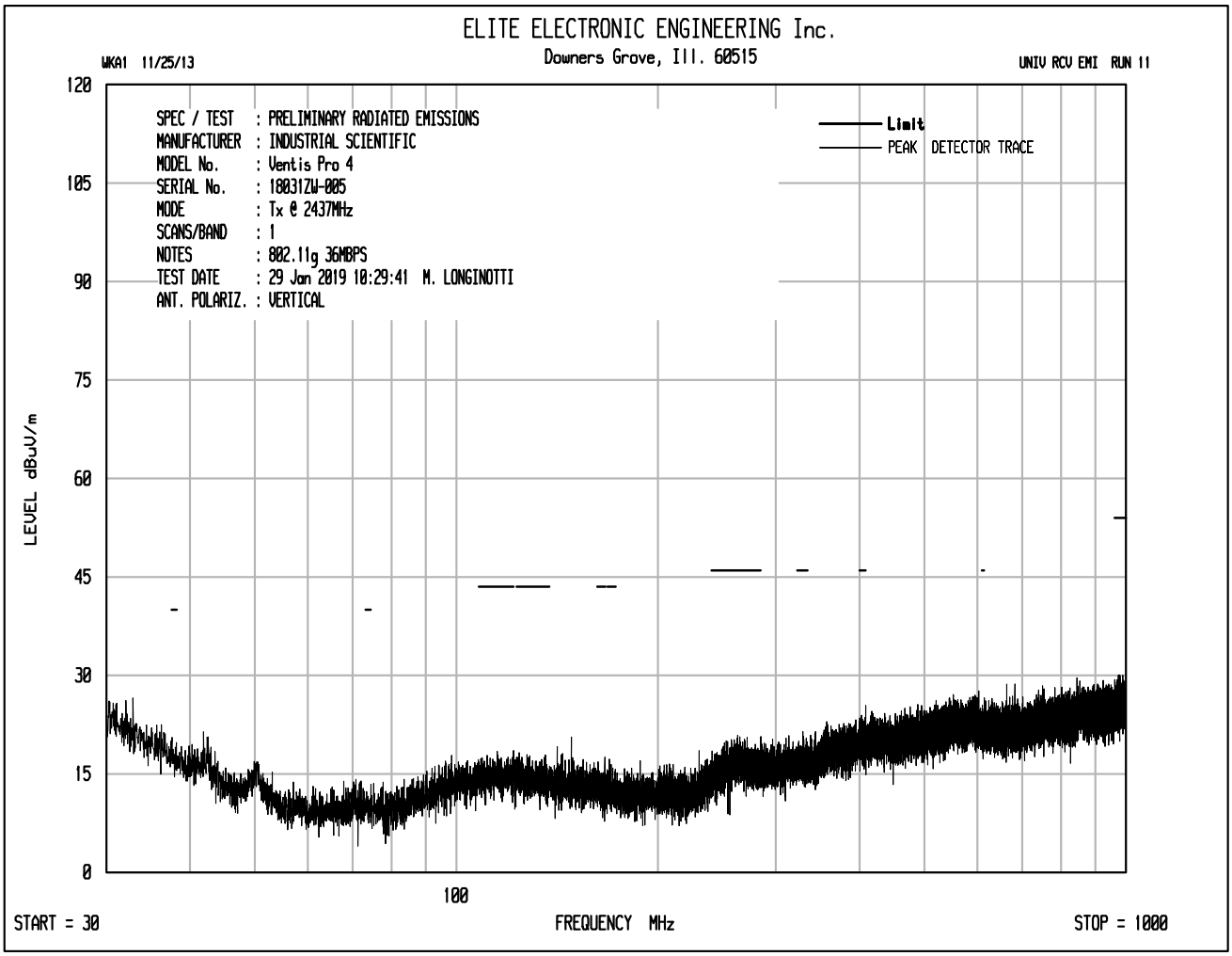
ELITE ELECTRONIC ENGINEERING Inc.
Downers Grove, Ill. 60515
WKA1 11/25/13
UNIV RCV EMI RUN 11
SPEC / TEST : PRELIMINARY RADIATED EMISSIONS
MANUFACTURER : INDUSTRIAL SCIENTIFIC
MODEL No. : Ventis Pro 4
SERIAL No. : 18031ZW-005
MODE : Tx @ 2437MHz
SCANS/BAND : 1
NOTES : 802.11g 36MBPS
TEST DATE : 29 Jan 2019 10:29:41 M. LONGINOTTI
ANT. POLARIZ. : VERTICAL
Limit
PEAK DETECTOR TRACE
LEVEL dBuV/m
120
105
90
75
60
45
30
15
0
100
START = 30
FREQUENCY MHz
STOP = 1000

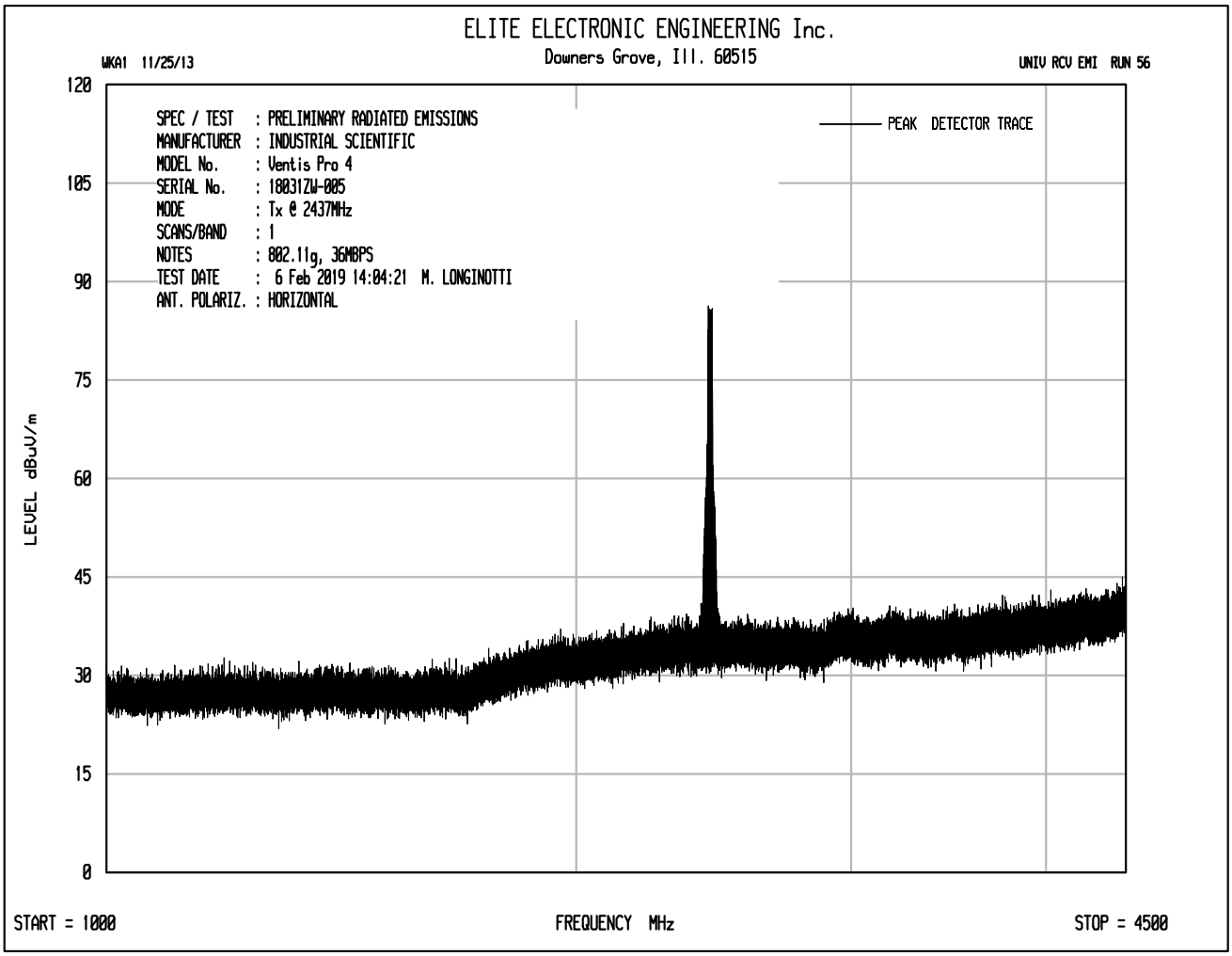
ELITE ELECTRONIC ENGINEERING Inc.
Downers Grove, Ill. 60515
WKA1 11/25/13
UNIV RCV EMI RUN 56
SPEC / TEST : PRELIMINARY RADIATED EMISSIONS
MANUFACTURER : INDUSTRIAL SCIENTIFIC
MODEL No. : Ventis Pro 4
SERIAL No. : 18031ZW-005
MODE : Tx @ 2437MHz
SCANS/BAND : 1
NOTES : 802.11g, 36MBPS
TEST DATE : 6 Feb 2019 14:04:21 M. LONGINOTTI
ANT. POLARIZ. : HORIZONTAL
PEAK DETECTOR TRACE
LEVEL dBuV/m
120
105
90
75
60
45
30
15
0
START = 1000
FREQUENCY MHz
STOP = 4500

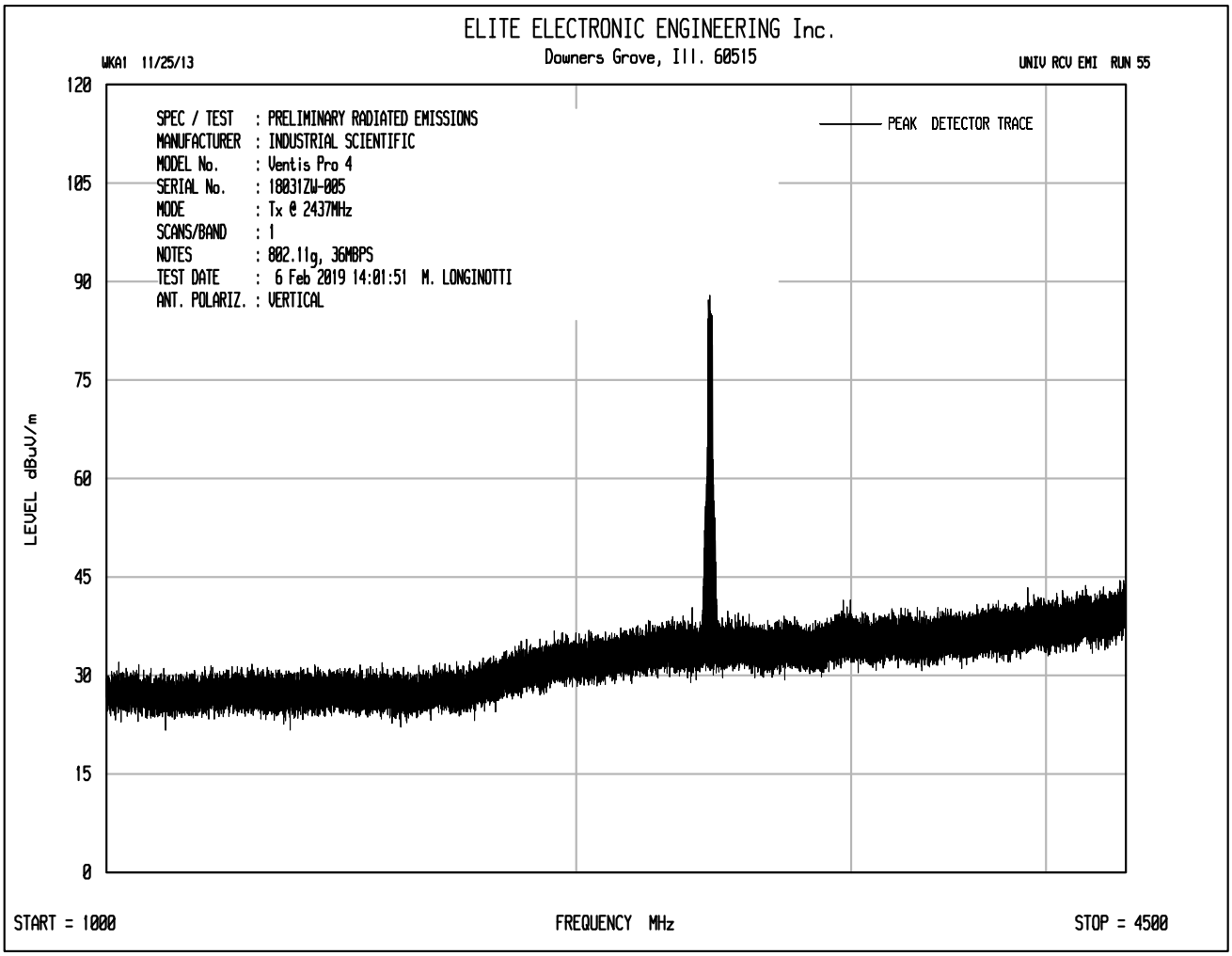
ELITE ELECTRONIC ENGINEERING Inc.
Downers Grove, Ill. 60515
WKA1 11/25/13
UNIV RCV EMI RUN 55
SPEC / TEST : PRELIMINARY RADIATED EMISSIONS
MANUFACTURER : INDUSTRIAL SCIENTIFIC
MODEL No. : Ventis Pro 4
SERIAL No. : 18031ZW-005
MODE : Tx @ 2437MHz
SCANS/BAND : 1
NOTES : 802.11g, 36MBPS
TEST DATE : 6 Feb 2019 14:01:51 M. LONGINOTTI
ANT. POLARIZ. : VERTICAL
PEAK DETECTOR TRACE
LEVEL dBuV/m
120
105
90
75
60
45
30
15
0
START = 1000
FREQUENCY MHz
STOP = 4500

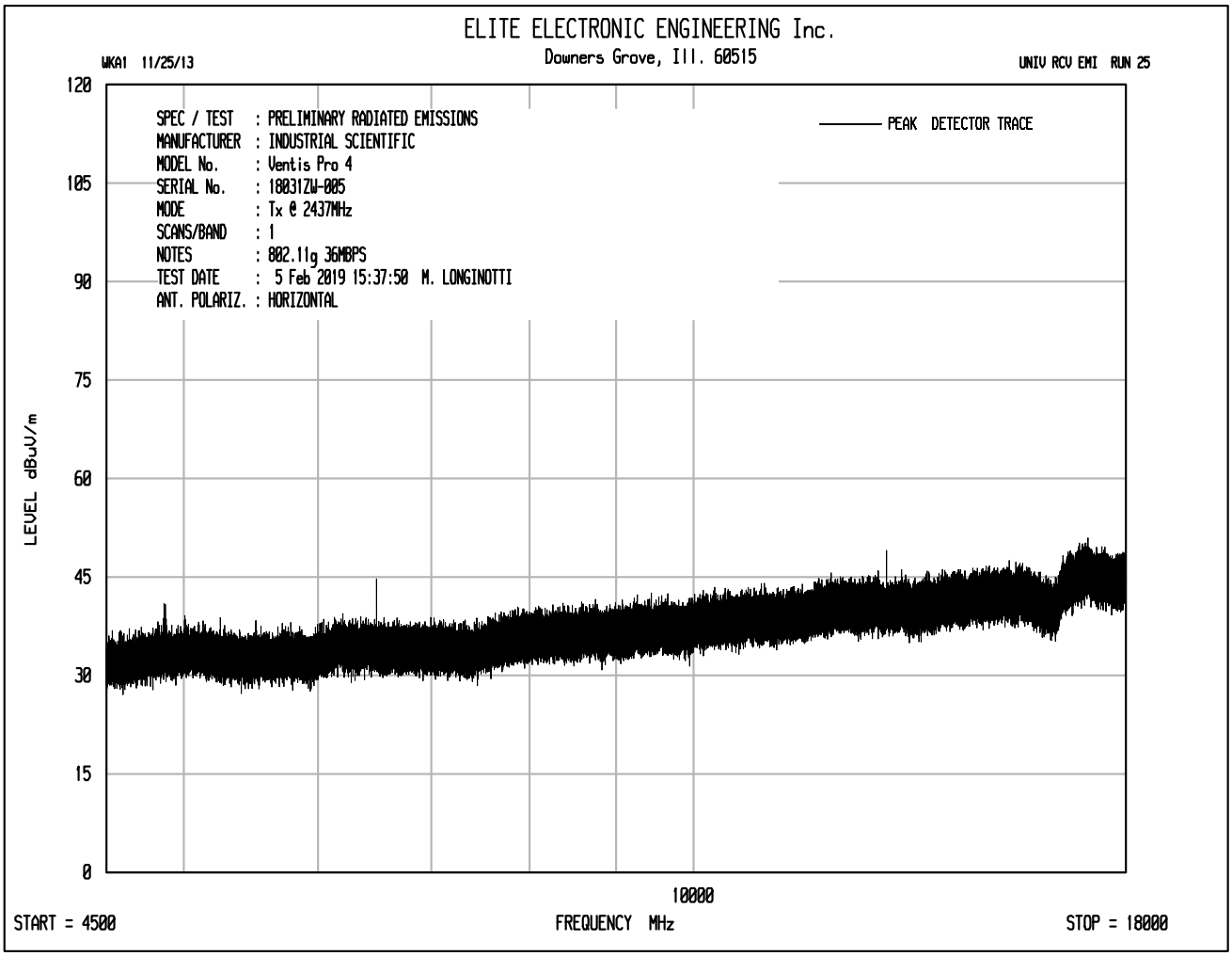
ELITE ELECTRONIC ENGINEERING Inc.
Downers Grove, Ill. 60515
WKA1 11/25/13
UNIV RCV EMI RUN 25
SPEC / TEST : PRELIMINARY RADIATED EMISSIONS
MANUFACTURER : INDUSTRIAL SCIENTIFIC
MODEL No. : Ventis Pro 4
SERIAL No. : 18031ZW-005
MODE : Tx @ 2437MHz
SCANS/BAND : 1
NOTES : 802.11g 36MBPS
TEST DATE : 5 Feb 2019 15:37:50 M. LONGINOTTI
ANT. POLARIZ. : HORIZONTAL
PEAK DETECTOR TRACE
LEVEL dBuV/m
120
105
90
75
60
45
30
15
0
10000
START = 4500
FREQUENCY MHz
STOP = 18000

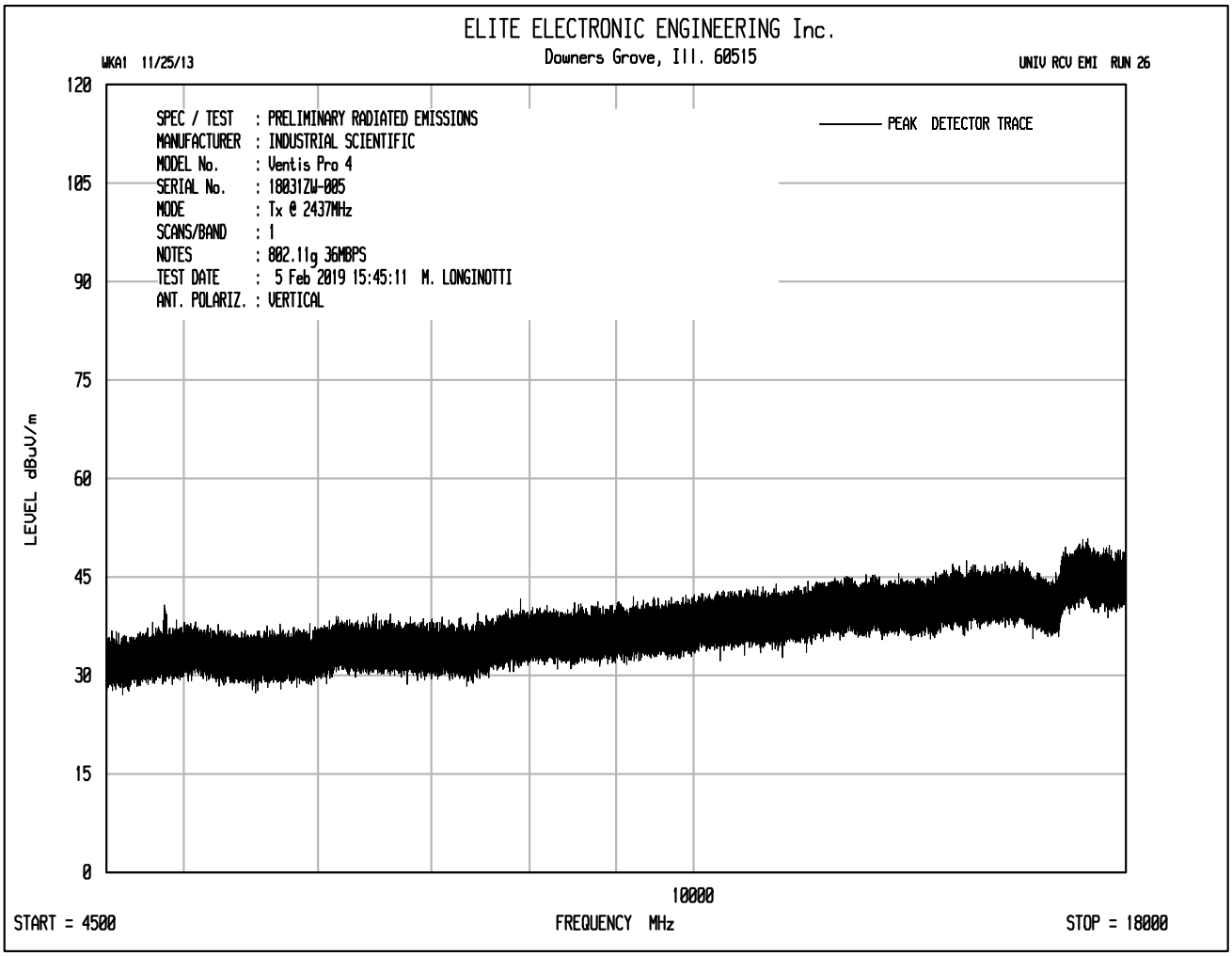
ELITE ELECTRONIC ENGINEERING Inc.
Downers Grove, Ill. 60515
WKA1 11/25/13
UNIV RCV EMI RUN 26
SPEC / TEST : PRELIMINARY RADIATED EMISSIONS
MANUFACTURER : INDUSTRIAL SCIENTIFIC
MODEL No. : Ventis Pro 4
SERIAL No. : 18031ZW-005
MODE : Tx @ 2437MHz
SCANS/BAND : 1
NOTES : 802.11g 36MBPS
TEST DATE : 5 Feb 2019 15:45:11 M. LONGINOTTI
ANT. POLARIZ. : VERTICAL
PEAK DETECTOR TRACE
LEVEL dBuV/m
120
105
90
75
60
45
30
15
0
10000
START = 4500
FREQUENCY MHz
STOP = 18000

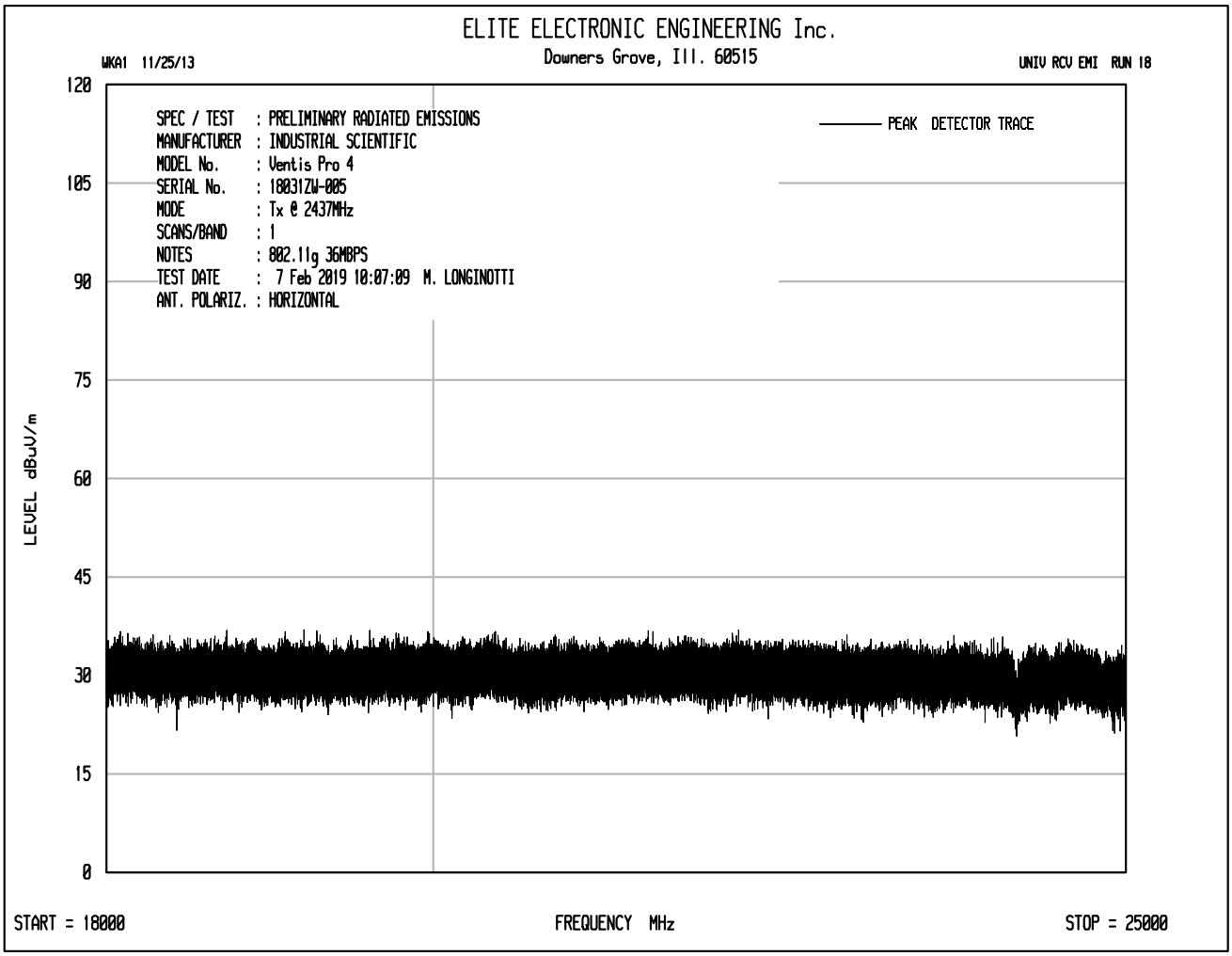
ELITE ELECTRONIC ENGINEERING Inc.
Downers Grove, Ill. 60515
WKA1 11/25/13
UNIV RCV EMI RUN 18
SPEC / TEST : PRELIMINARY RADIATED EMISSIONS
MANUFACTURER : INDUSTRIAL SCIENTIFIC
MODEL No. : Ventis Pro 4
SERIAL No. : 18031ZW-005
MODE : Tx @ 2437MHz
SCANS/BAND : 1
NOTES : 802.11g 36MBPS
TEST DATE : 7 Feb 2019 10:07:09 M. LONGINOTTI
ANT. POLARIZ. : HORIZONTAL
PEAK DETECTOR TRACE
LEVEL dBuV/m
120
105
90
75
60
45
30
15
0
START = 18000
FREQUENCY MHz
STOP = 25000

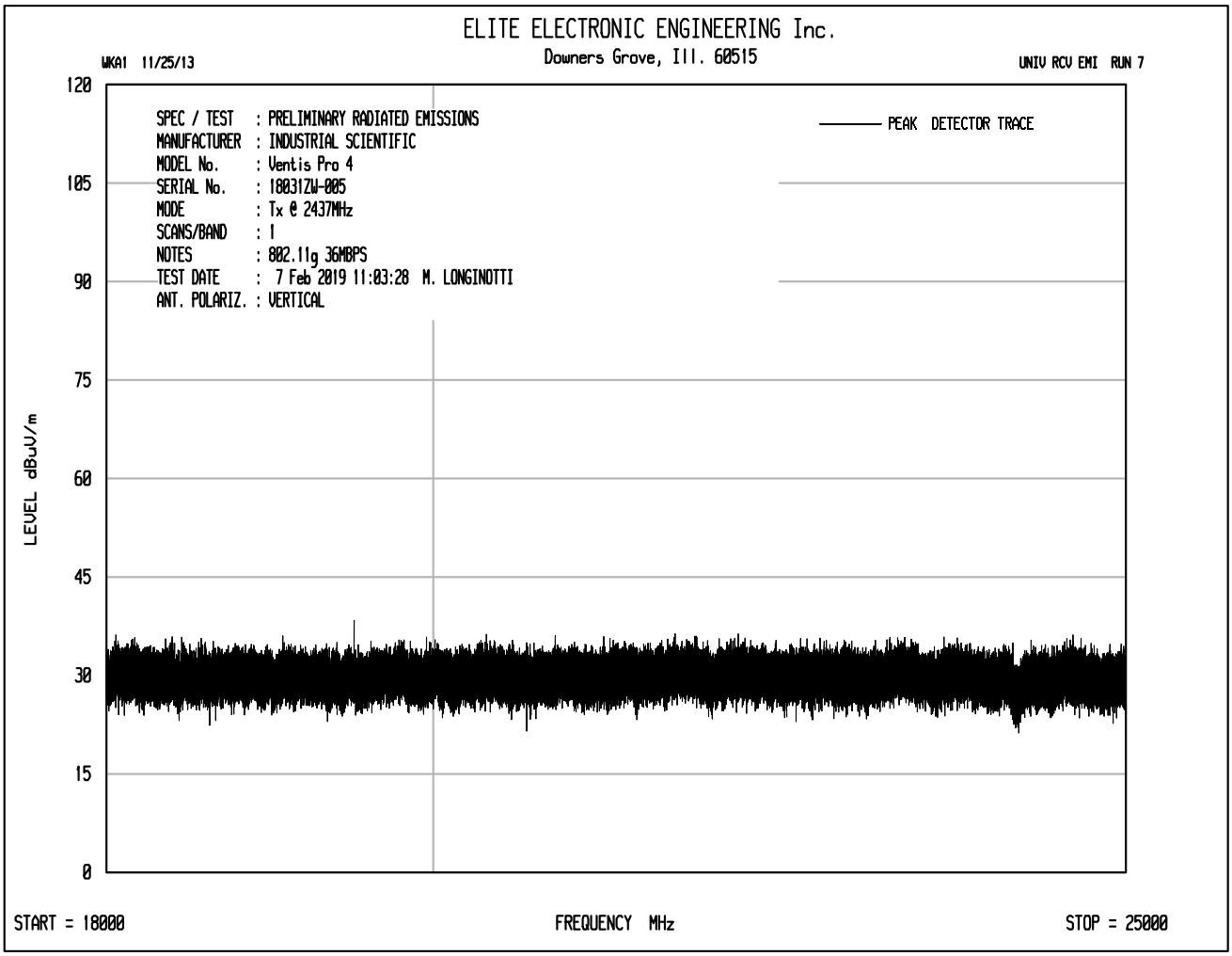
ELITE ELECTRONIC ENGINEERING Inc.
Downers Grove, Ill. 60515
WKA1 11/25/13
UNIV RCV EMI RUN 7
SPEC / TEST : PRELIMINARY RADIATED EMISSIONS
MANUFACTURER : INDUSTRIAL SCIENTIFIC
MODEL No. : Ventis Pro 4
SERIAL No. : 18031ZW-005
MODE : Tx @ 2437MHz
SCANS/BAND : 1
NOTES : 802.11g 36MBPS
TEST DATE : 7 Feb 2019 11:03:28 M. LONGINOTTI
ANT. POLARIZ. : VERTICAL
PEAK DETECTOR TRACE
LEVEL dBuV/m
120
105
90
75
60
45
30
15
0
START = 18000
FREQUENCY MHz
STOP = 25000

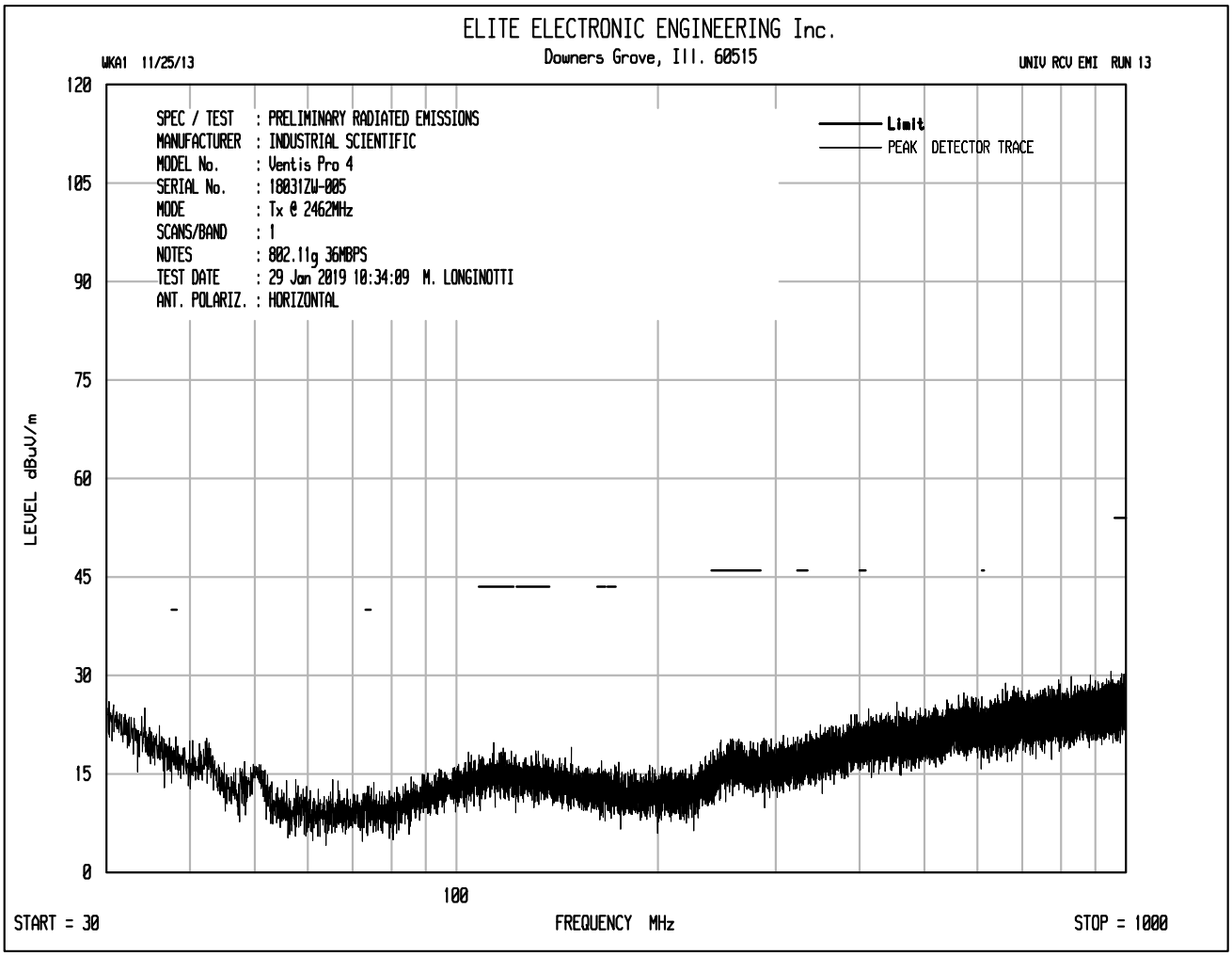
ELITE ELECTRONIC ENGINEERING Inc.
Downers Grove, Ill. 60515
WKA1 11/25/13
UNIV RCV EMI RUN 13
SPEC / TEST : PRELIMINARY RADIATED EMISSIONS
MANUFACTURER : INDUSTRIAL SCIENTIFIC
MODEL No. : Ventis Pro 4
SERIAL No. : 18031ZW-005
MODE : Tx @ 2462MHz
SCANS/BAND : 1
NOTES : 802.11g 36MBPS
TEST DATE : 29 Jan 2019 10:34:09 M. LONGINOTTI
ANT. POLARIZ. : HORIZONTAL
Limit
PEAK DETECTOR TRACE
LEVEL dBuV/m
120
105
90
75
60
45
30
15
0
100
START = 30
FREQUENCY MHz
STOP = 1000

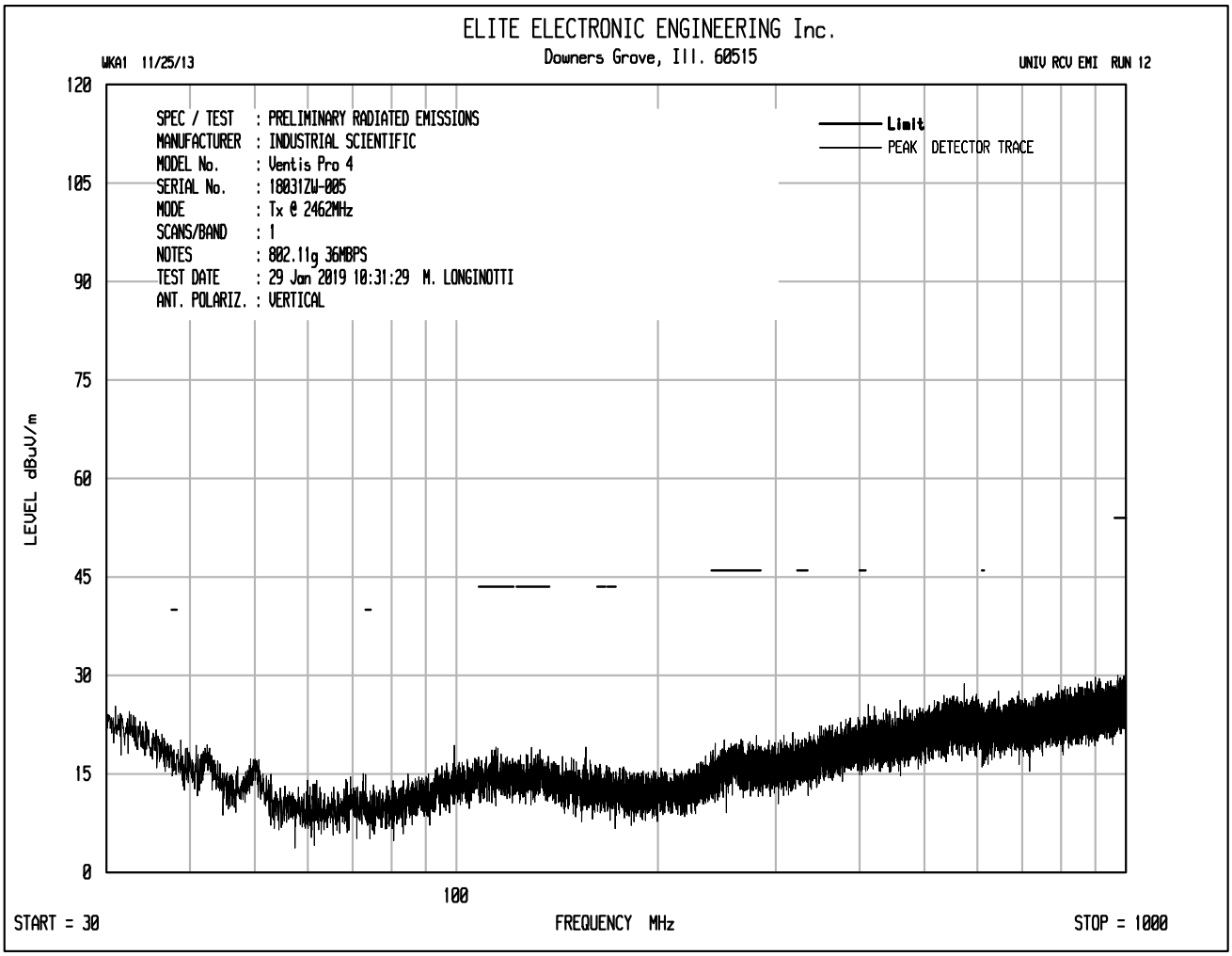
ELITE ELECTRONIC ENGINEERING Inc.
Downers Grove, Ill. 60515
WKA1 11/25/13
UNIV RCV EMI RUN 12
SPEC / TEST : PRELIMINARY RADIATED EMISSIONS
MANUFACTURER : INDUSTRIAL SCIENTIFIC
MODEL No. : Ventis Pro 4
SERIAL No. : 18031ZW-005
MODE : Tx @ 2462MHz
SCANS/BAND : 1
NOTES : 802.11g 36MBPS
TEST DATE : 29 Jan 2019 10:31:29 M. LONGINOTTI
ANT. POLARIZ. : VERTICAL
Limit
PEAK DETECTOR TRACE
LEVEL dBuV/m
120
105
90
75
60
45
30
15
0
100
START = 30
FREQUENCY MHz
STOP = 1000

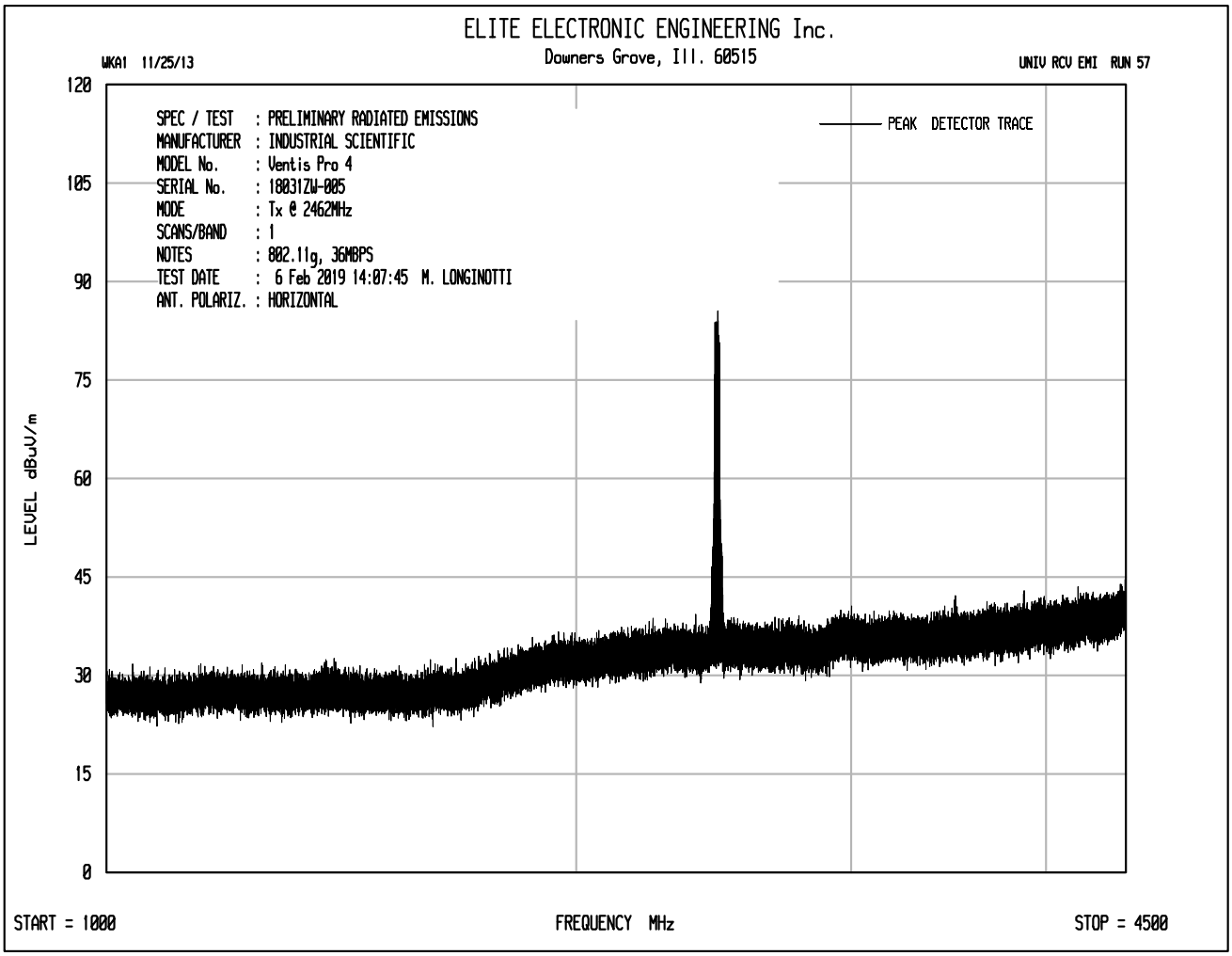
ELITE ELECTRONIC ENGINEERING Inc.
Downers Grove, Ill. 60515
WKA1 11/25/13
UNIV RCV EMI RUN 57
SPEC / TEST : PRELIMINARY RADIATED EMISSIONS
MANUFACTURER : INDUSTRIAL SCIENTIFIC
MODEL No. : Ventis Pro 4
SERIAL No. : 18031ZW-005
MODE : Tx @ 2462MHz
SCANS/BAND : 1
NOTES : 802.11g, 36MBPS
TEST DATE : 6 Feb 2019 14:07:45 M. LONGINOTTI
ANT. POLARIZ. : HORIZONTAL
PEAK DETECTOR TRACE
LEVEL dBuV/m
120
105
90
75
60
45
30
15
0
START = 1000
FREQUENCY MHz
STOP = 4500

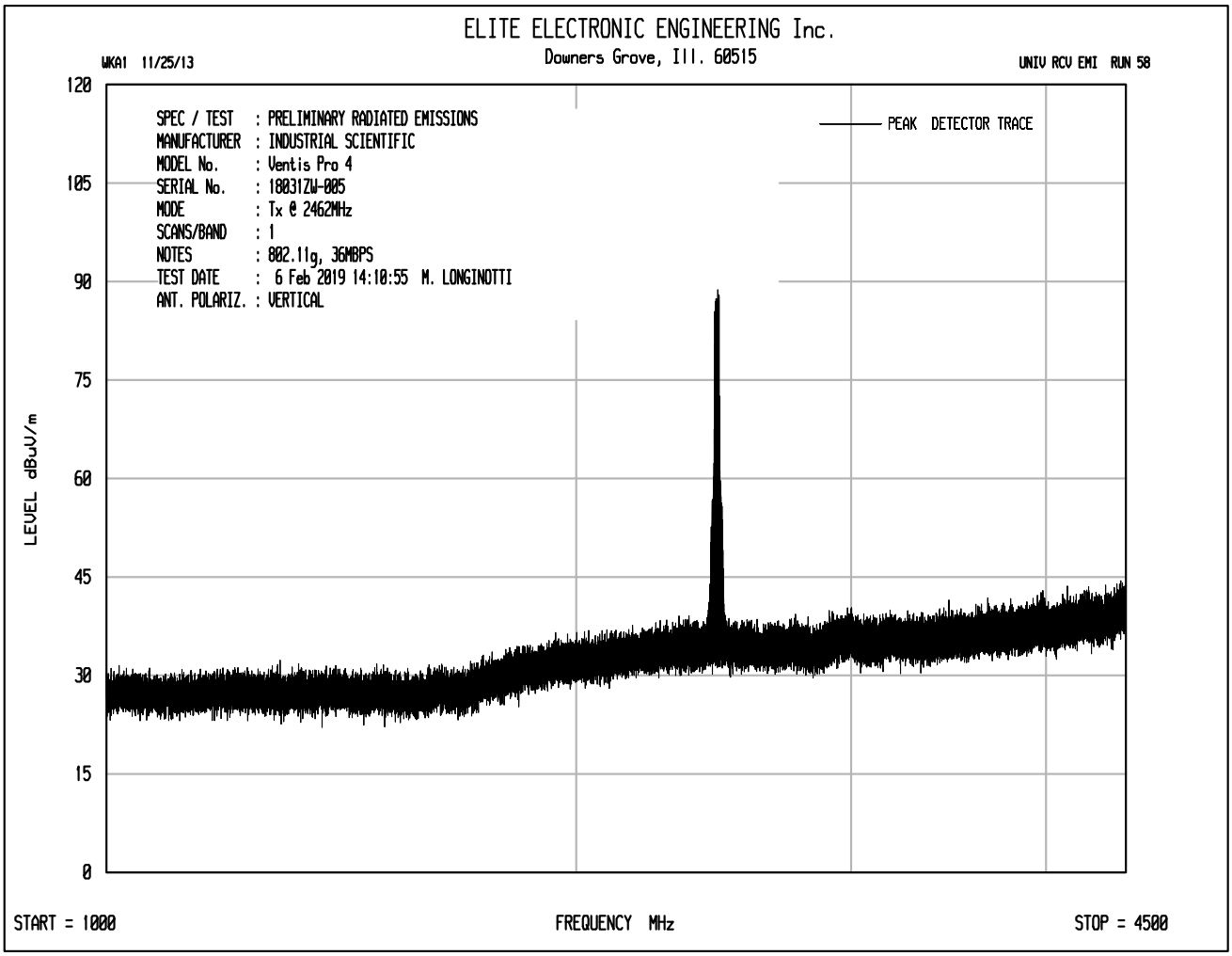
ELITE ELECTRONIC ENGINEERING Inc.
Downers Grove, Ill. 60515
WKA1 11/25/13
UNIV RCV EMI RUN 58
SPEC / TEST : PRELIMINARY RADIATED EMISSIONS
MANUFACTURER : INDUSTRIAL SCIENTIFIC
MODEL No. : Ventis Pro 4
SERIAL No. : 18031ZW-005
MODE : Tx @ 2462MHz
SCANS/BAND : 1
NOTES : 802.11g, 36MBPS
TEST DATE : 6 Feb 2019 14:10:55 M. LONGINOTTI
ANT. POLARIZ. : VERTICAL
PEAK DETECTOR TRACE
LEVEL dBuV/m
120
105
90
75
60
45
30
15
0
START = 1000
FREQUENCY MHz
STOP = 4500

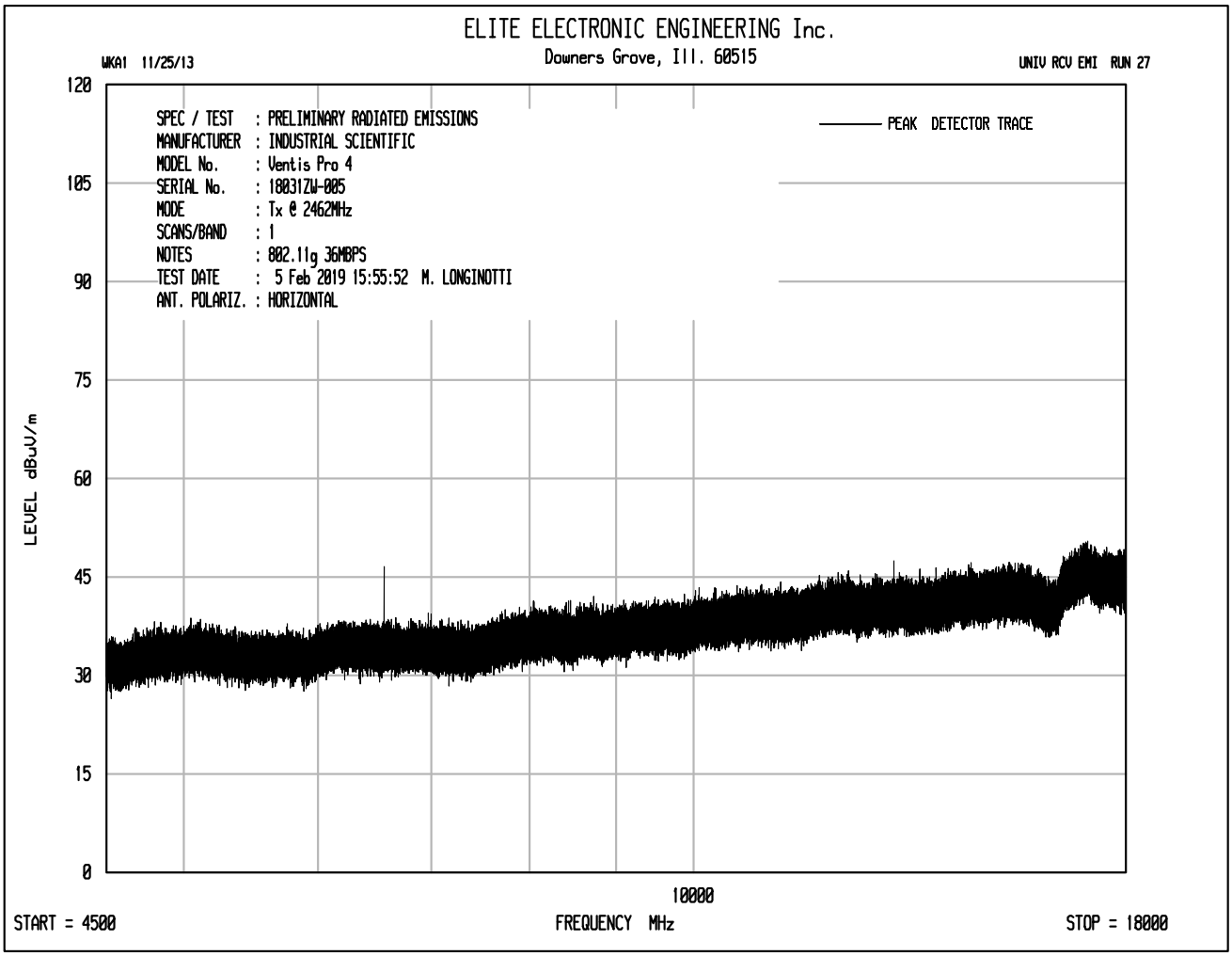
ELITE ELECTRONIC ENGINEERING Inc.
Downers Grove, Ill. 60515
WKA1 11/25/13
UNIV RCV EMI RUN 27
SPEC / TEST : PRELIMINARY RADIATED EMISSIONS
MANUFACTURER : INDUSTRIAL SCIENTIFIC
MODEL No. : Ventis Pro 4
SERIAL No. : 18031ZW-005
MODE : Tx @ 2462MHz
SCANS/BAND : 1
NOTES : 802.11g 36MBPS
TEST DATE : 5 Feb 2019 15:55:52 M. LONGINOTTI
ANT. POLARIZ. : HORIZONTAL
PEAK DETECTOR TRACE
LEVEL dBuV/m
120
105
90
75
60
45
30
15
0
10000
START = 4500
FREQUENCY MHz
STOP = 18000

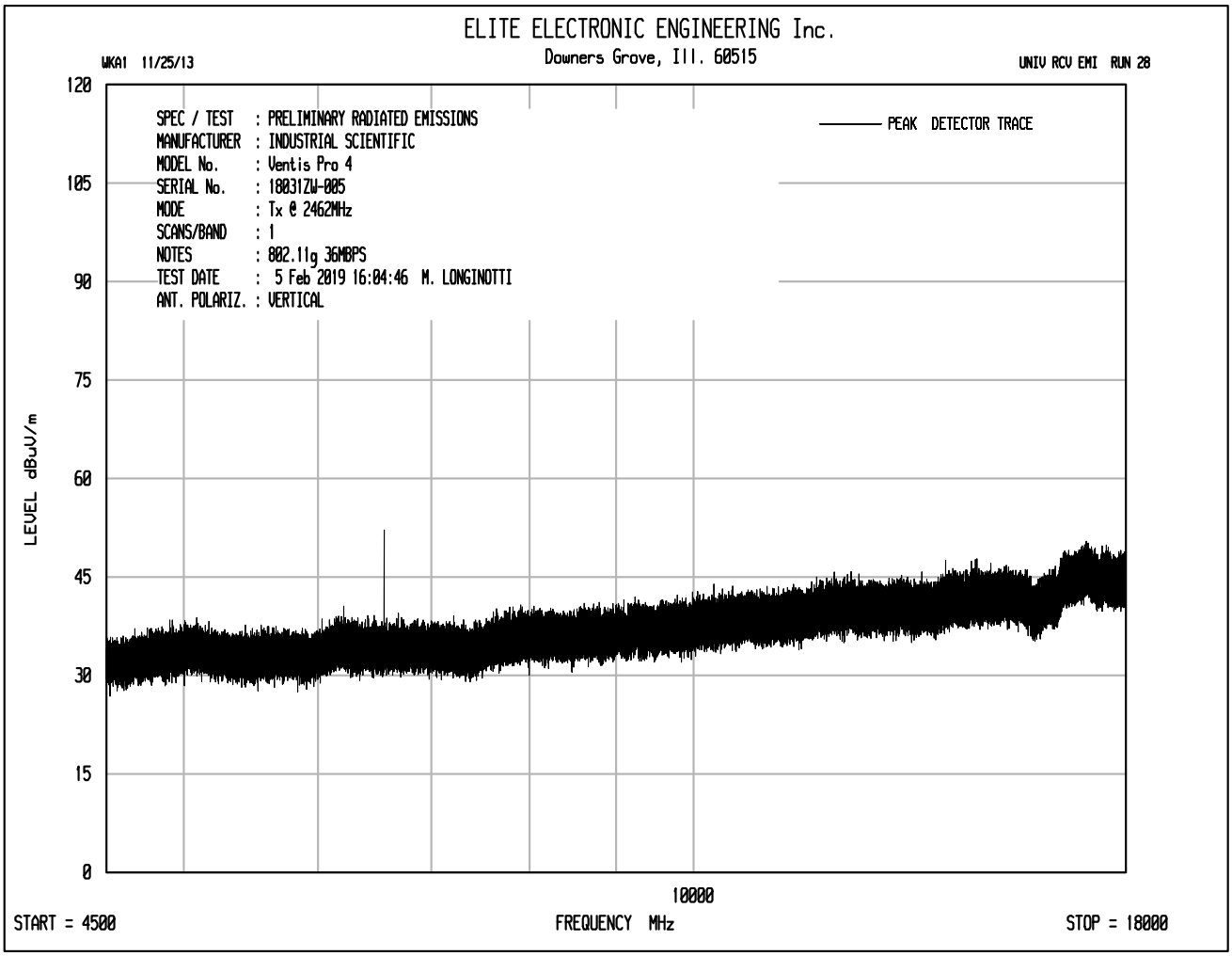
ELITE ELECTRONIC ENGINEERING Inc.
Downers Grove, Ill. 60515
WKA1 11/25/13
UNIV RCV EMI RUN 28
SPEC / TEST : PRELIMINARY RADIATED EMISSIONS
MANUFACTURER : INDUSTRIAL SCIENTIFIC
MODEL No. : Ventis Pro 4
SERIAL No. : 18031ZW-005
MODE : Tx @ 2462MHz
SCANS/BAND : 1
NOTES : 802.11g 36MBPS
TEST DATE : 5 Feb 2019 16:04:46 M. LONGINOTTI
ANT. POLARIZ. : VERTICAL
PEAK DETECTOR TRACE
LEVEL dBuV/m
120
105
90
75
60
45
30
15
0
10000
START = 4500
FREQUENCY MHz
STOP = 18000

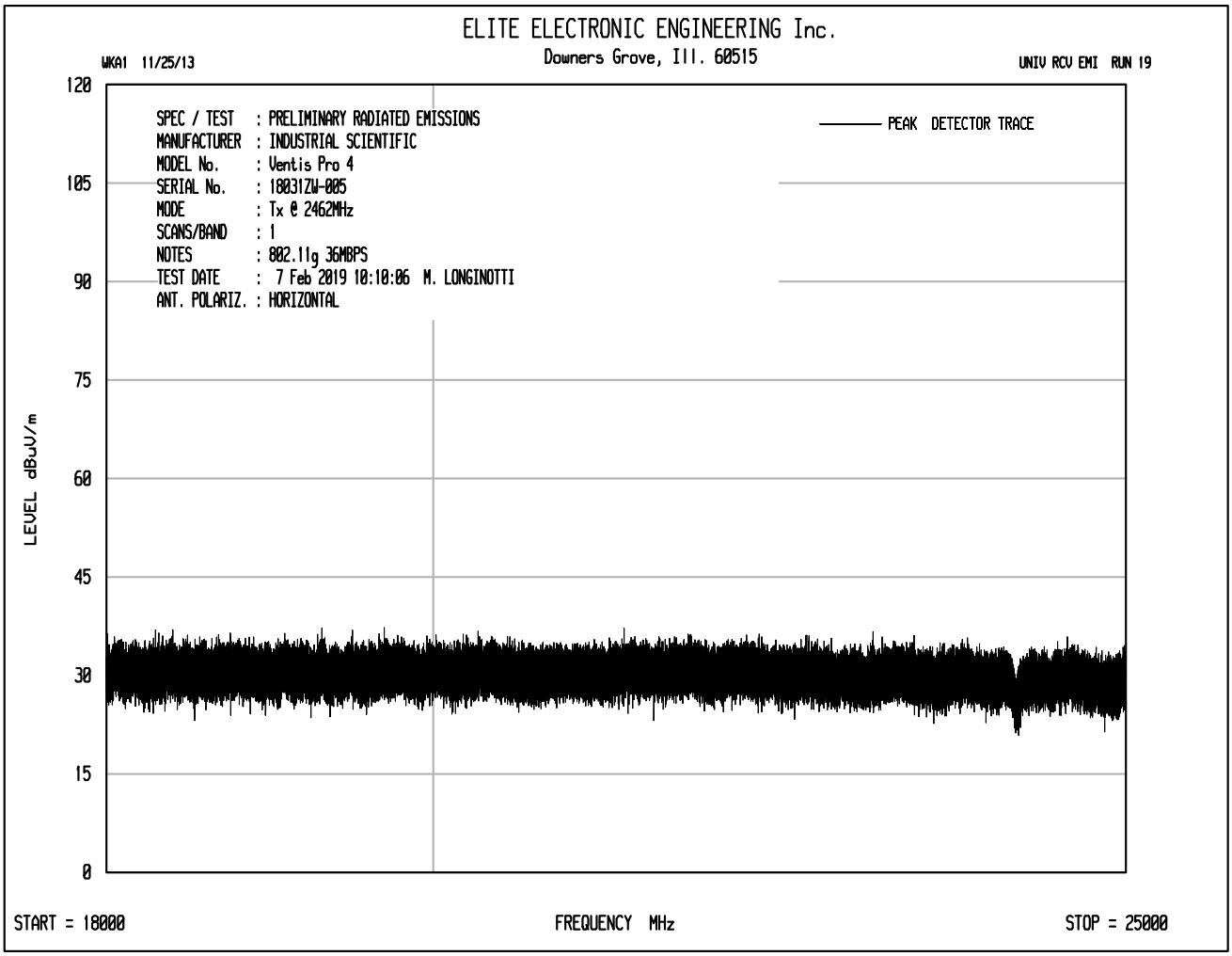
ELITE ELECTRONIC ENGINEERING Inc.
Downers Grove, Ill. 60515
WKA1 11/25/13
UNIV RCV EMI RUN 19
SPEC / TEST : PRELIMINARY RADIATED EMISSIONS
MANUFACTURER : INDUSTRIAL SCIENTIFIC
MODEL No. : Ventis Pro 4
SERIAL No. : 18031ZW-005
MODE : Tx @ 2462MHz
SCANS/BAND : 1
NOTES : 802.11g 36MBPS
TEST DATE : 7 Feb 2019 10:10:06 M. LONGINOTTI
ANT. POLARIZ. : HORIZONTAL
PEAK DETECTOR TRACE
LEVEL dBuV/m
120
105
90
75
60
45
30
15
0
START = 18000
FREQUENCY MHz
STOP = 25000

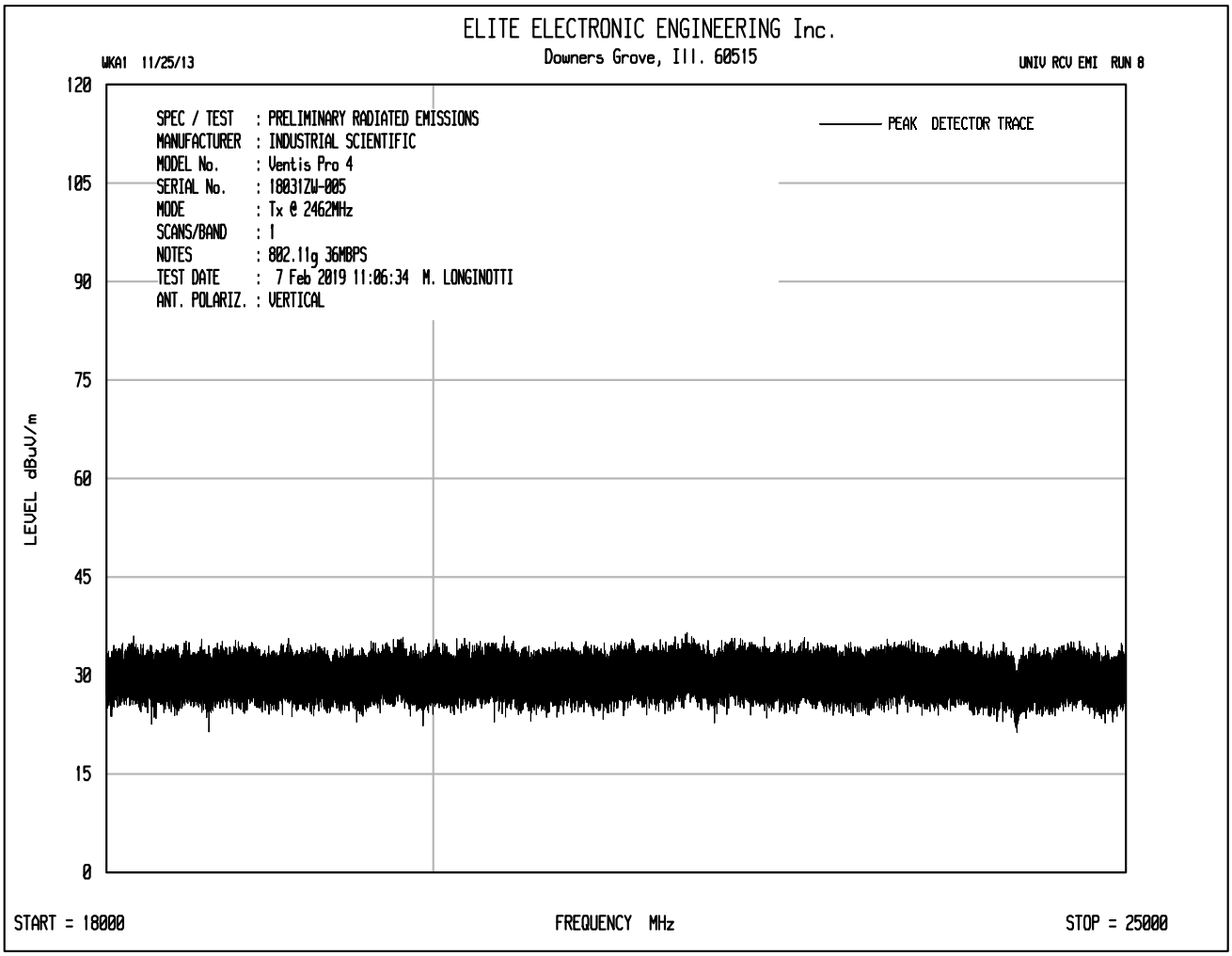
ELITE ELECTRONIC ENGINEERING Inc.
Downers Grove, Ill. 60515
WKA1 11/25/13
UNIV RCV EMI RUN 8
SPEC / TEST : PRELIMINARY RADIATED EMISSIONS
MANUFACTURER : INDUSTRIAL SCIENTIFIC
MODEL No. : Ventis Pro 4
SERIAL No. : 18031ZW-005
MODE : Tx @ 2462MHz
SCANS/BAND : 1
NOTES : 802.11g 36MBPS
TEST DATE : 7 Feb 2019 11:06:34 M. LONGINOTTI
ANT. POLARIZ. : VERTICAL
PEAK DETECTOR TRACE
LEVEL dBuV/m
120
105
90
75
60
45
30
15
0
START = 18000
FREQUENCY MHz
STOP = 25000

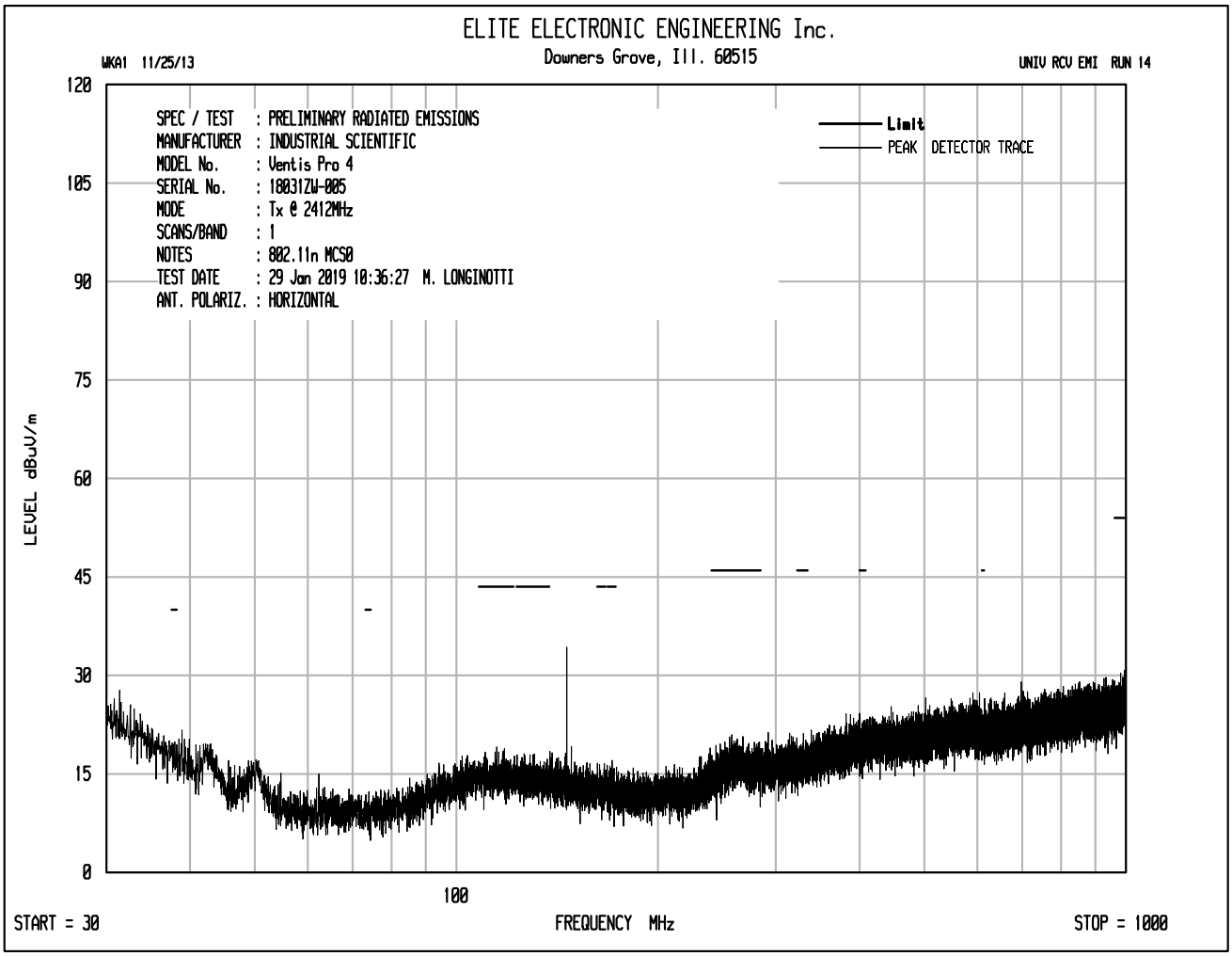
ELITE ELECTRONIC ENGINEERING Inc.
Downers Grove, Ill. 60515
WKA1 11/25/13
UNIV RCV EMI RUN 14
SPEC / TEST : PRELIMINARY RADIATED EMISSIONS
MANUFACTURER : INDUSTRIAL SCIENTIFIC
MODEL No. : Ventis Pro 4
SERIAL No. : 18031ZW-005
MODE : Tx @ 2412MHz
SCANS/BAND : 1
NOTES : 802.11n MCS0
TEST DATE : 29 Jan 2019 10:36:27 M. LONGINOTTI
ANT. POLARIZ. : HORIZONTAL
Limit
PEAK DETECTOR TRACE
LEVEL dBuV/m
120
105
90
75
60
45
30
15
0
100
START = 30
FREQUENCY MHz
STOP = 1000

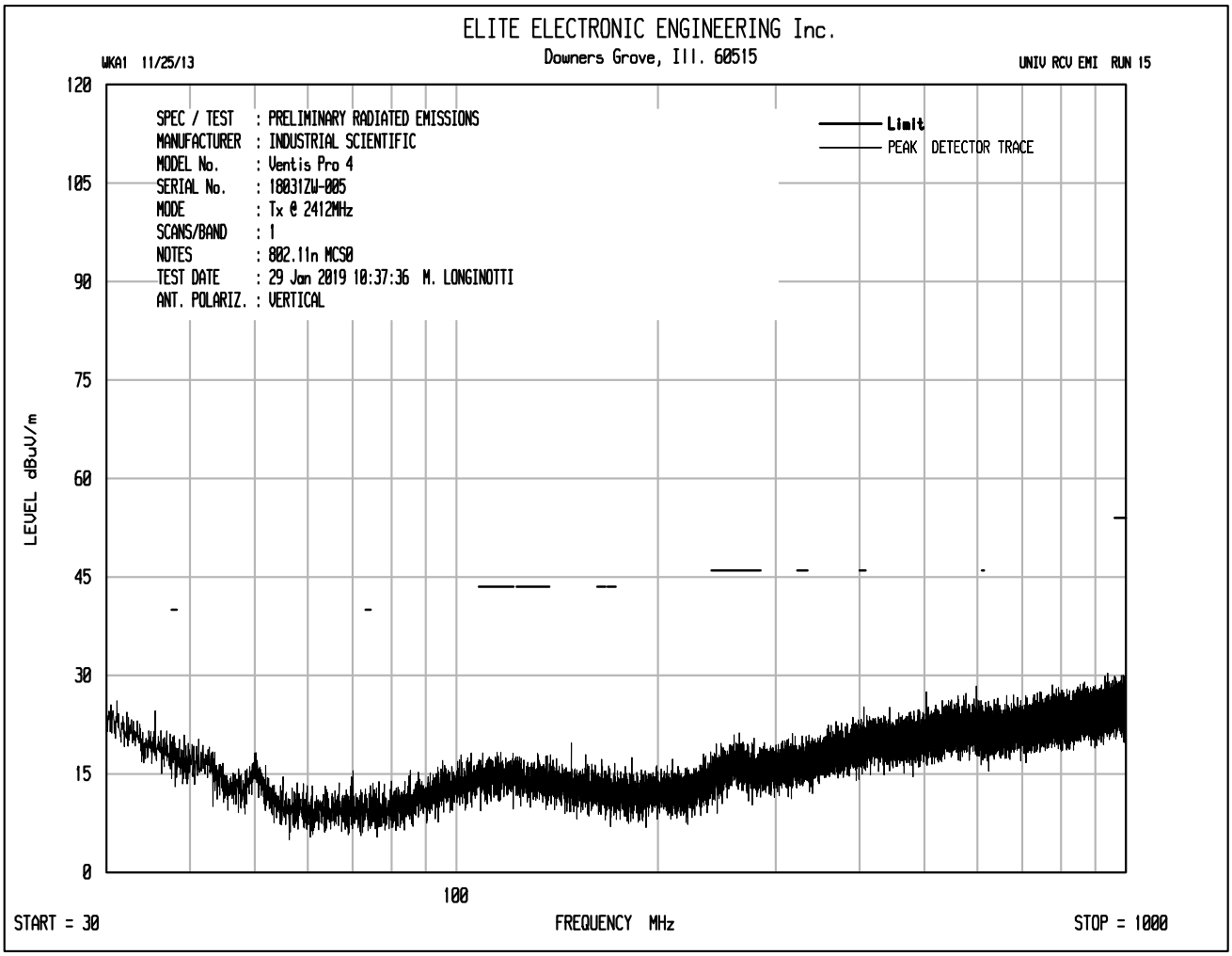
ELITE ELECTRONIC ENGINEERING Inc.
Downers Grove, Ill. 60515
WKA1 11/25/13
UNIV RCV EMI RUN 15
SPEC / TEST : PRELIMINARY RADIATED EMISSIONS
MANUFACTURER : INDUSTRIAL SCIENTIFIC
MODEL No. : Ventis Pro 4
SERIAL No. : 18031ZW-005
MODE : Tx @ 2412MHz
SCANS/BAND : 1
NOTES : 802.11n MCS0
TEST DATE : 29 Jan 2019 10:37:36 M. LONGINOTTI
ANT. POLARIZ. : VERTICAL
Limit
PEAK DETECTOR TRACE
LEVEL dBuV/m
120
105
90
75
60
45
30
15
0
100
START = 30
FREQUENCY MHz
STOP = 1000

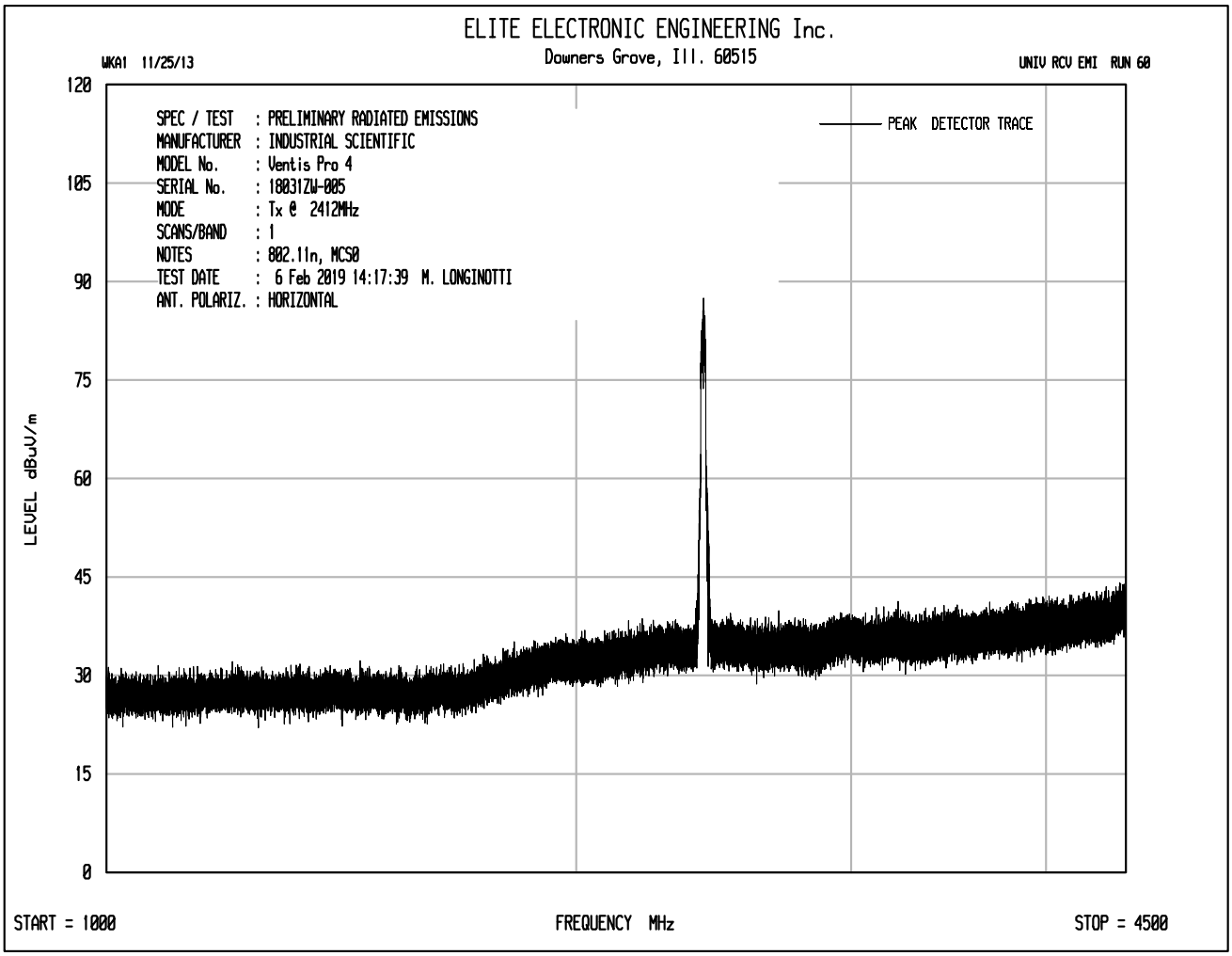
ELITE ELECTRONIC ENGINEERING Inc.
Downers Grove, Ill. 60515
WKA1 11/25/13
UNIV RCV EMI RUN 60
SPEC / TEST : PRELIMINARY RADIATED EMISSIONS
MANUFACTURER : INDUSTRIAL SCIENTIFIC
MODEL No. : Ventis Pro 4
SERIAL No. : 18031ZW-005
MODE : Tx @ 2412MHz
SCANS/BAND : 1
NOTES : 802.11n, MCS0
TEST DATE : 6 Feb 2019 14:17:39 M. LONGINOTTI
ANT. POLARIZ. : HORIZONTAL
PEAK DETECTOR TRACE
LEVEL dBuV/m
120
105
90
75
60
45
30
15
0
START = 1000
FREQUENCY MHz
STOP = 4500

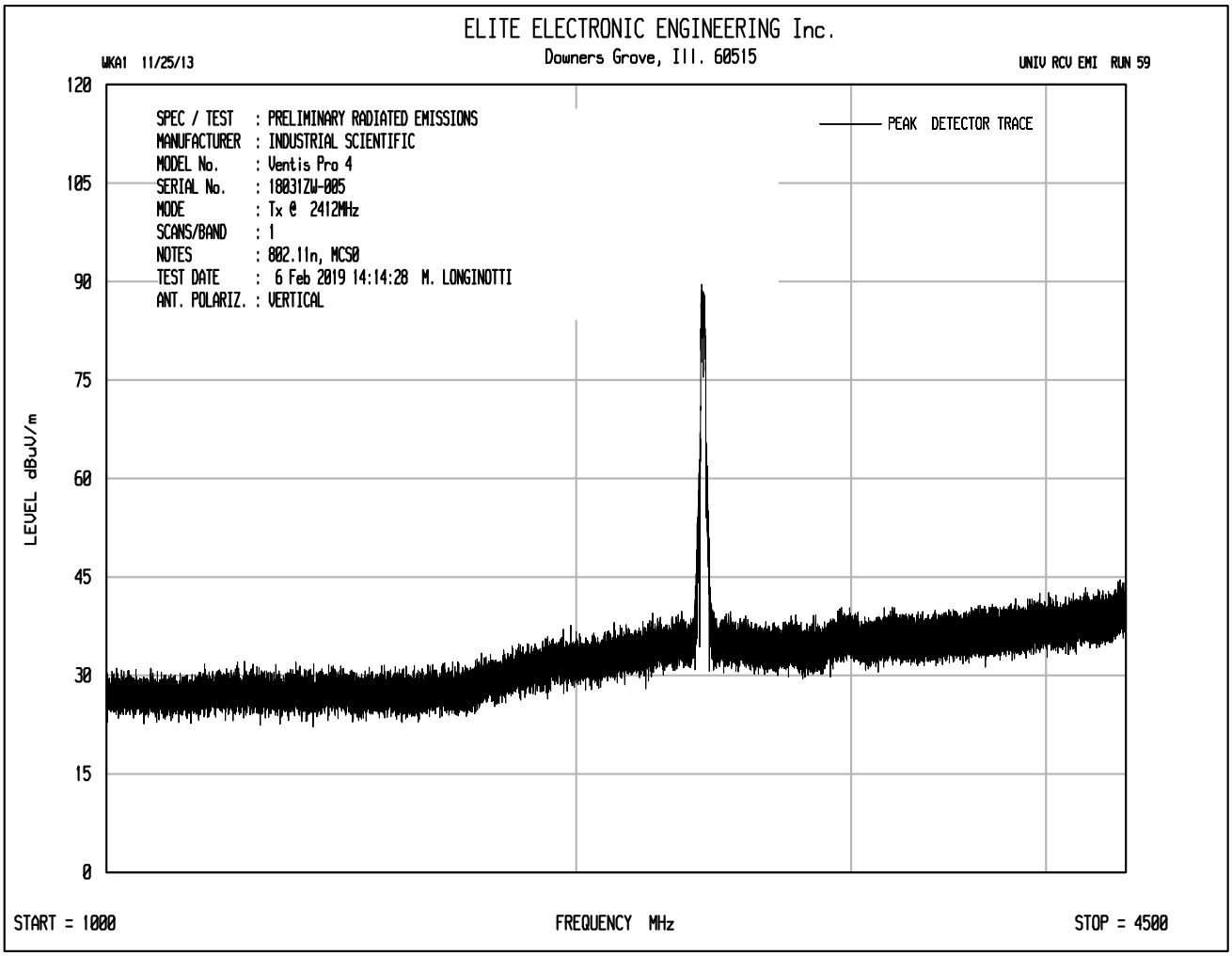
ELITE ELECTRONIC ENGINEERING Inc.
Downers Grove, Ill. 60515
WKA1 11/25/13
UNIV RCV EMI RUN 59
SPEC / TEST : PRELIMINARY RADIATED EMISSIONS
MANUFACTURER : INDUSTRIAL SCIENTIFIC
MODEL No. : Ventis Pro 4
SERIAL No. : 18031ZW-005
MODE : Tx @ 2412MHz
SCANS/BAND : 1
NOTES : 802.11n, MCS0
TEST DATE : 6 Feb 2019 14:14:28 M. LONGINOTTI
ANT. POLARIZ. : VERTICAL
PEAK DETECTOR TRACE
LEVEL dBuV/m
120
105
90
75
60
45
30
15
0
START = 1000
FREQUENCY MHz
STOP = 4500

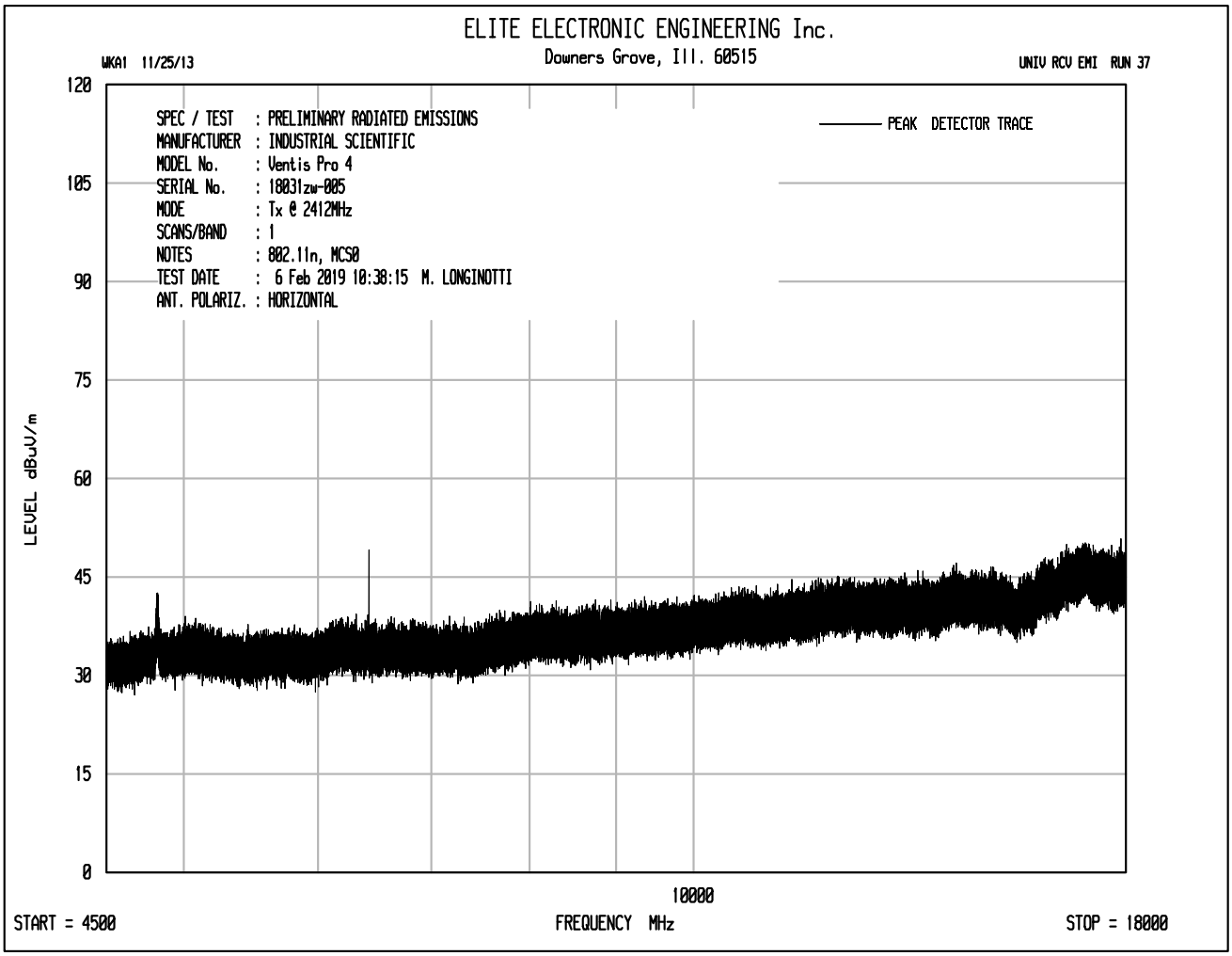
ELITE ELECTRONIC ENGINEERING Inc.
Downers Grove, Ill. 60515
WKA1 11/25/13
UNIV RCV EMI RUN 37
SPEC / TEST : PRELIMINARY RADIATED EMISSIONS
MANUFACTURER : INDUSTRIAL SCIENTIFIC
MODEL No. : Ventis Pro 4
SERIAL No. : 18031zw-005
MODE : Tx @ 2412MHz
SCANS/BAND : 1
NOTES : 802.11n, MCS0
TEST DATE : 6 Feb 2019 10:38:15 M. LONGINOTTI
ANT. POLARIZ. : HORIZONTAL
PEAK DETECTOR TRACE
LEVEL dBuV/m
120
105
90
75
60
45
30
15
0
10000
START = 4500
FREQUENCY MHz
STOP = 18000

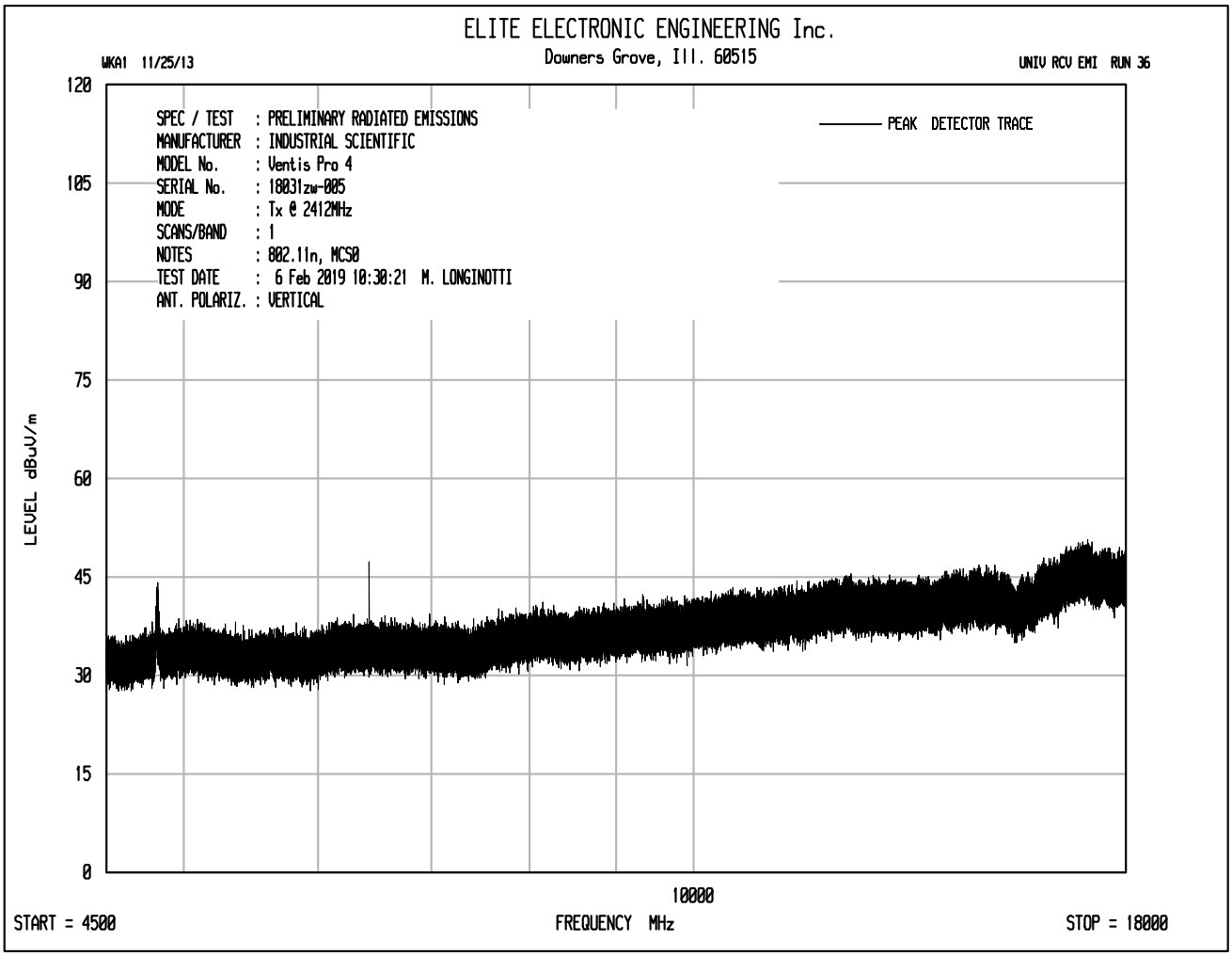
ELITE ELECTRONIC ENGINEERING Inc.
Downers Grove, Ill. 60515
WKA1 11/25/13
UNIV RCV EMI RUN 36
SPEC / TEST : PRELIMINARY RADIATED EMISSIONS
MANUFACTURER : INDUSTRIAL SCIENTIFIC
MODEL No. : Ventis Pro 4
SERIAL No. : 18031zw-005
MODE : Tx @ 2412MHz
SCANS/BAND : 1
NOTES : 802.11n, MCS0
TEST DATE : 6 Feb 2019 10:30:21 M. LONGINOTTI
ANT. POLARIZ. : VERTICAL
PEAK DETECTOR TRACE
LEVEL dBuV/m
120
105
90
75
60
45
30
15
0
10000
START = 4500
FREQUENCY MHz
STOP = 18000

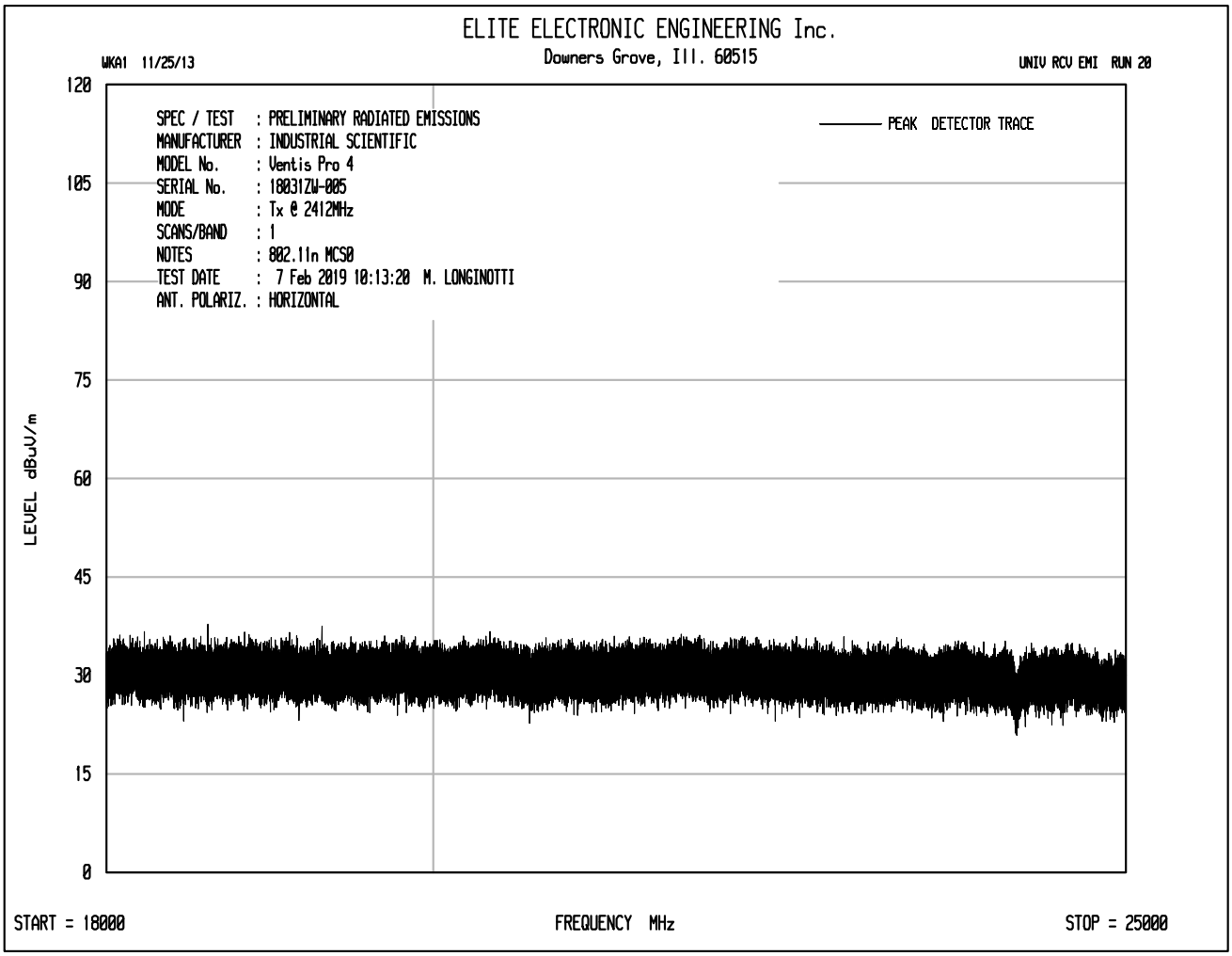
ELITE ELECTRONIC ENGINEERING Inc.
Downers Grove, Ill. 60515
WKA1 11/25/13
UNIV RCV EMI RUN 20
SPEC / TEST : PRELIMINARY RADIATED EMISSIONS
MANUFACTURER : INDUSTRIAL SCIENTIFIC
MODEL No. : Ventis Pro 4
SERIAL No. : 18031ZW-005
MODE : Tx @ 2412MHz
SCANS/BAND : 1
NOTES : 802.11n MCS0
TEST DATE : 7 Feb 2019 10:13:20 M. LONGINOTTI
ANT. POLARIZ. : HORIZONTAL
PEAK DETECTOR TRACE
LEVEL dBuV/m
120
105
90
75
60
45
30
15
0
START = 18000
FREQUENCY MHz
STOP = 25000

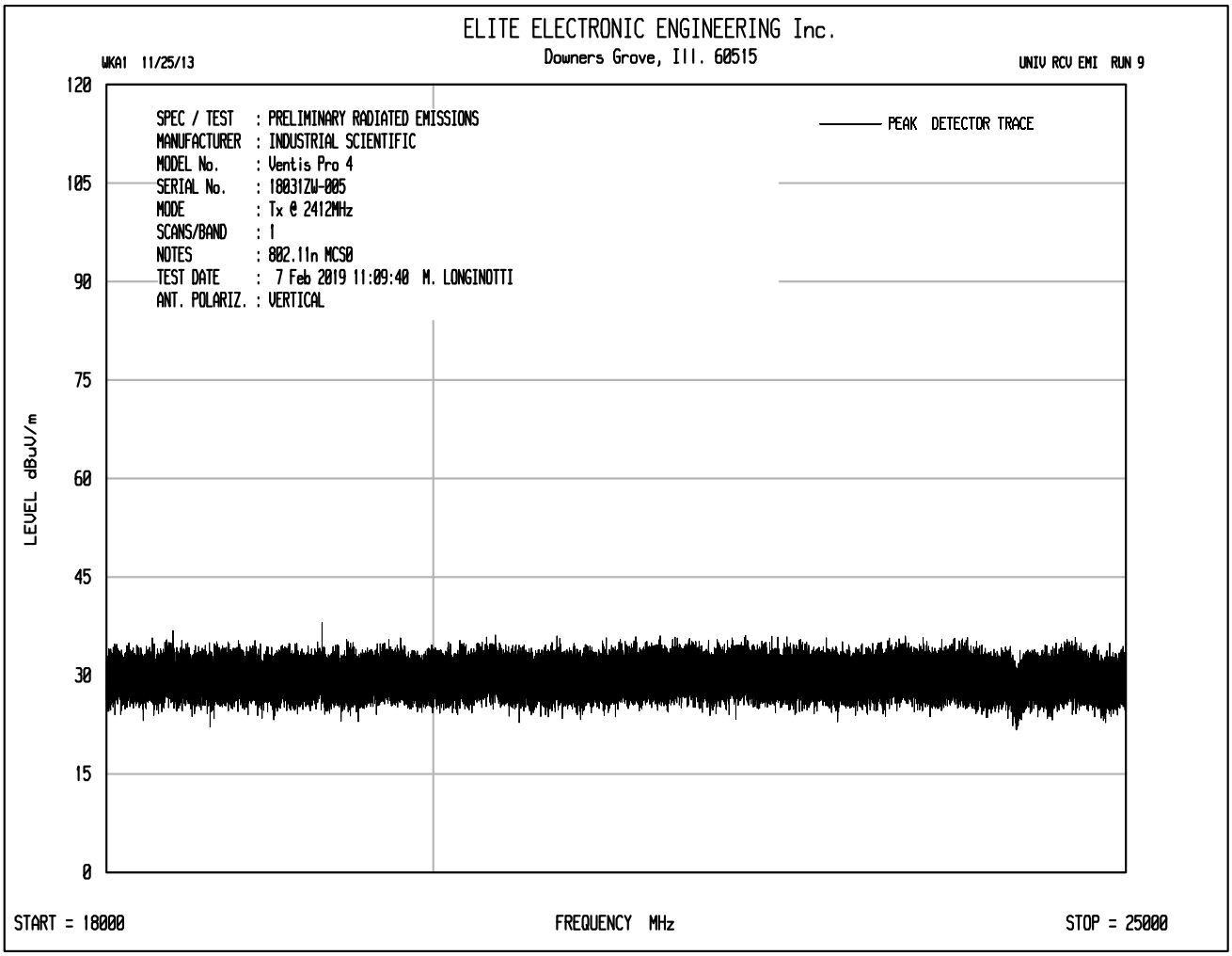
ELITE ELECTRONIC ENGINEERING Inc.
Downers Grove, Ill. 60515
WKA1 11/25/13
UNIV RCV EMI RUN 9
SPEC / TEST : PRELIMINARY RADIATED EMISSIONS
MANUFACTURER : INDUSTRIAL SCIENTIFIC
MODEL No. : Ventis Pro 4
SERIAL No. : 18031ZW-005
MODE : Tx @ 2412MHz
SCANS/BAND : 1
NOTES : 802.11n MCS0
TEST DATE : 7 Feb 2019 11:09:40 M. LONGINOTTI
ANT. POLARIZ. : VERTICAL
PEAK DETECTOR TRACE
LEVEL dBuV/m
120
105
90
75
60
45
30
15
0
START = 18000
FREQUENCY MHz
STOP = 25000

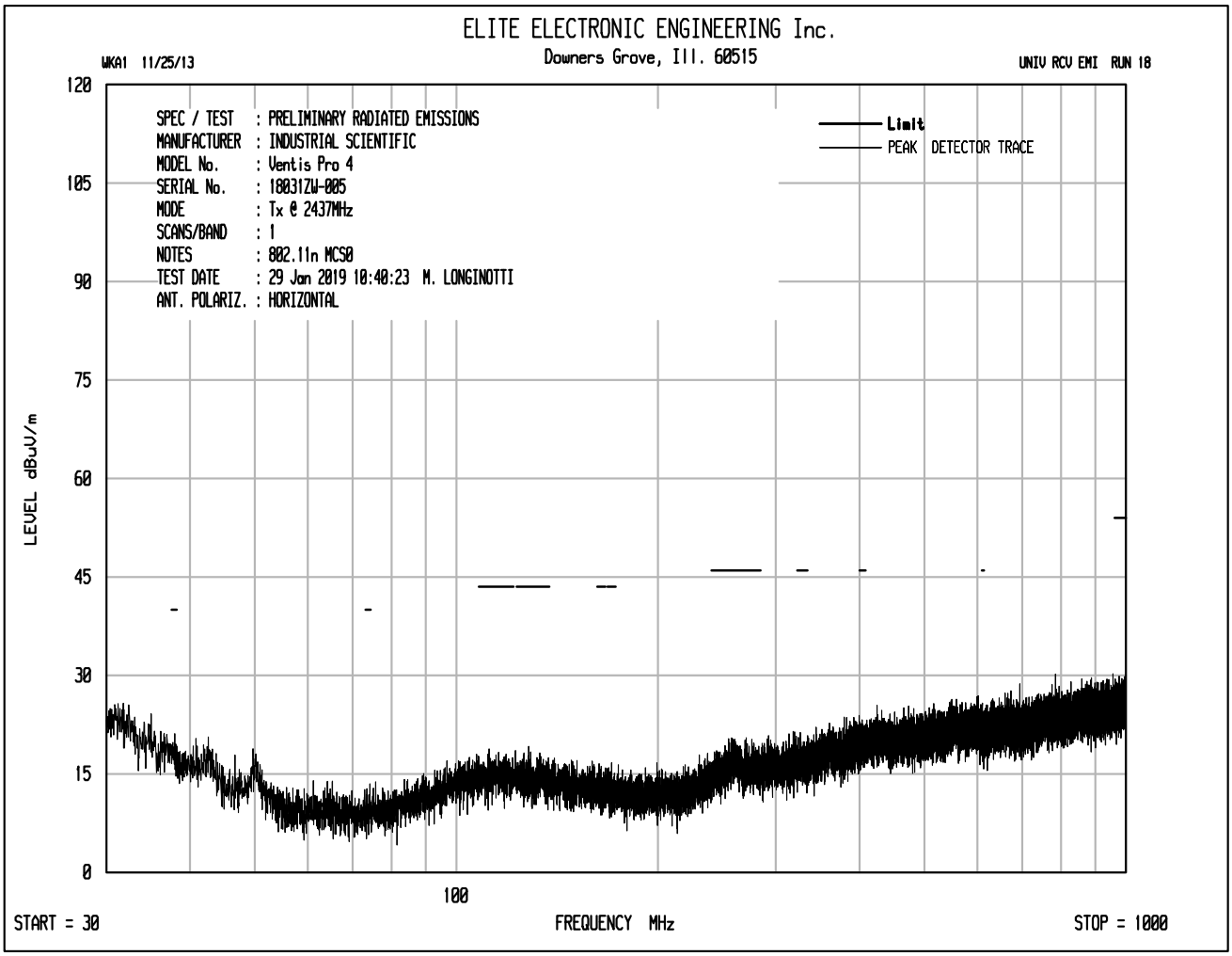
ELITE ELECTRONIC ENGINEERING Inc.
Downers Grove, Ill. 60515
WKA1 11/25/13
UNIV RCV EMI RUN 18
SPEC / TEST : PRELIMINARY RADIATED EMISSIONS
MANUFACTURER : INDUSTRIAL SCIENTIFIC
MODEL No. : Ventis Pro 4
SERIAL No. : 18031ZW-005
MODE : Tx @ 2437MHz
SCANS/BAND : 1
NOTES : 802.11n MCS0
TEST DATE : 29 Jan 2019 10:40:23 M. LONGINOTTI
ANT. POLARIZ. : HORIZONTAL
Limit
PEAK DETECTOR TRACE
LEVEL dBuV/m
120
105
90
75
60
45
30
15
0
100
START = 30
FREQUENCY MHz
STOP = 1000

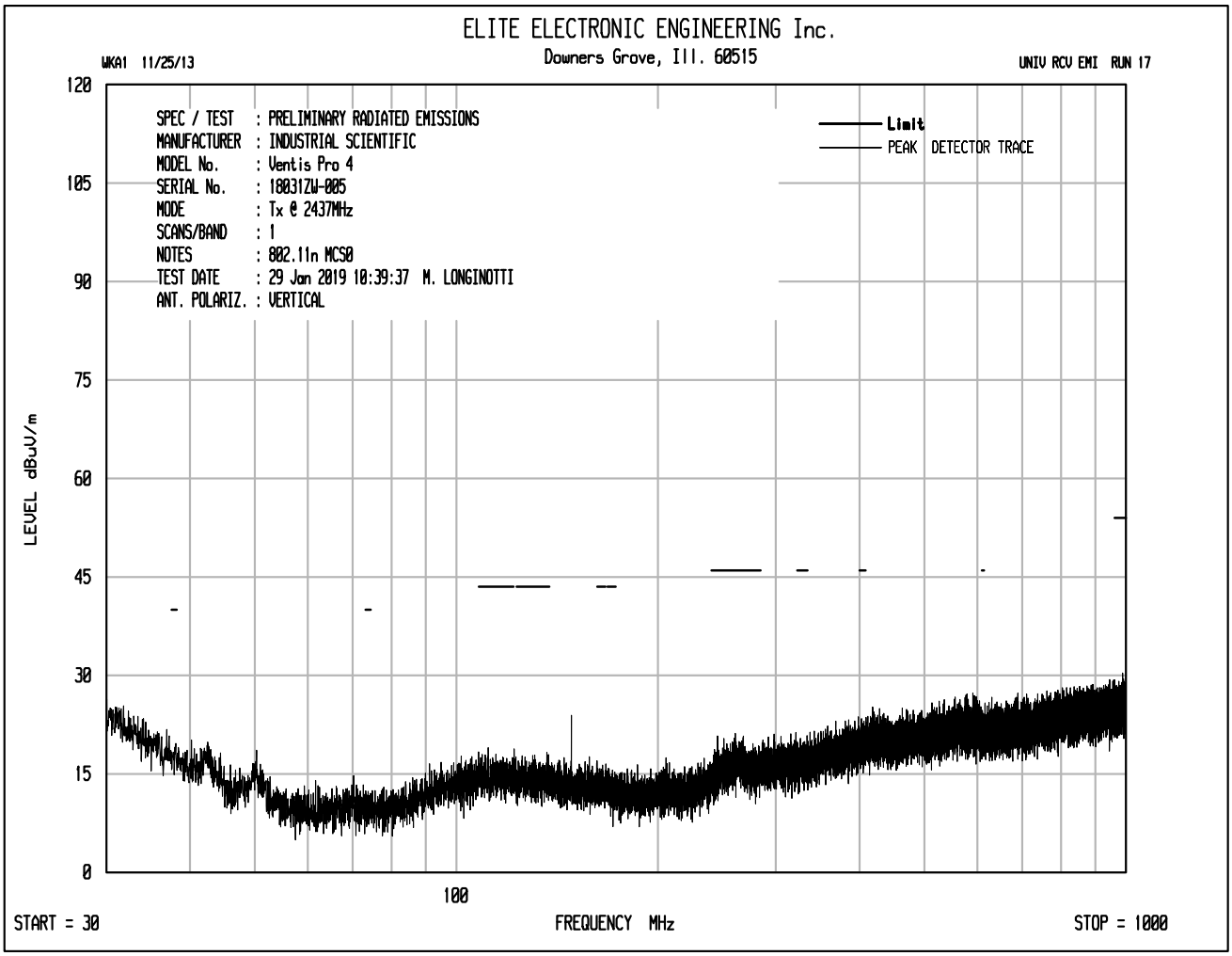
ELITE ELECTRONIC ENGINEERING Inc.
Downers Grove, Ill. 60515
WKA1 11/25/13
UNIV RCV EMI RUN 17
SPEC / TEST : PRELIMINARY RADIATED EMISSIONS
MANUFACTURER : INDUSTRIAL SCIENTIFIC
MODEL No. : Ventis Pro 4
SERIAL No. : 18031ZW-005
MODE : Tx @ 2437MHz
SCANS/BAND : 1
NOTES : 802.11n MCS0
TEST DATE : 29 Jan 2019 10:39:37 M. LONGINOTTI
ANT. POLARIZ. : VERTICAL
Limit
PEAK DETECTOR TRACE
LEVEL dBuV/m
120
105
90
75
60
45
30
15
0
100
START = 30
FREQUENCY MHz
STOP = 1000

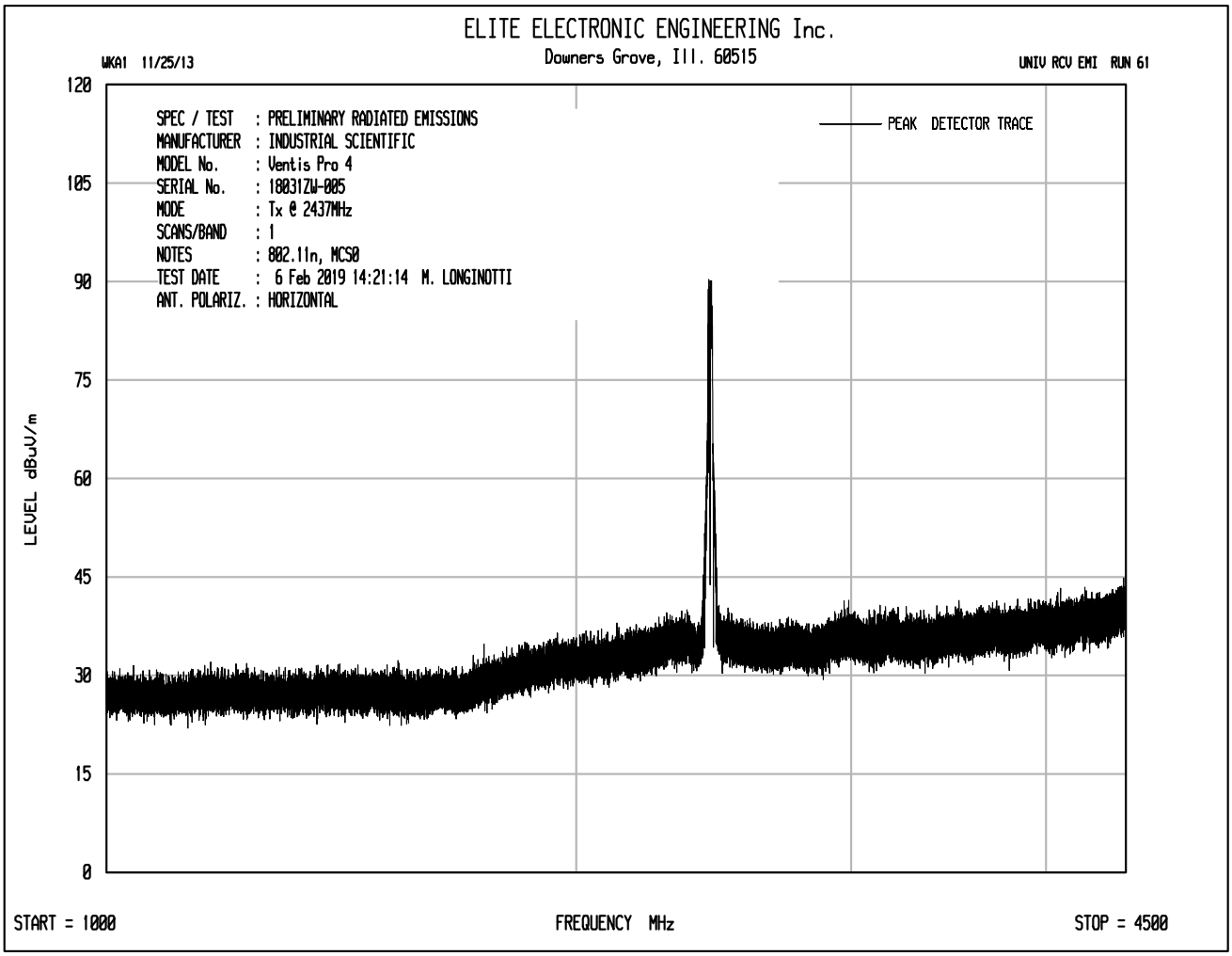
ELITE ELECTRONIC ENGINEERING Inc.
Downers Grove, Ill. 60515
WKA1 11/25/13
UNIV RCV EMI RUN 61
SPEC / TEST : PRELIMINARY RADIATED EMISSIONS
MANUFACTURER : INDUSTRIAL SCIENTIFIC
MODEL No. : Ventis Pro 4
SERIAL No. : 18031ZW-005
MODE : Tx @ 2437MHz
SCANS/BAND : 1
NOTES : 802.11n, MCS0
TEST DATE : 6 Feb 2019 14:21:14 M. LONGINOTTI
ANT. POLARIZ. : HORIZONTAL
PEAK DETECTOR TRACE
LEVEL dBuV/m
120
105
90
75
60
45
30
15
0
START = 1000
FREQUENCY MHz
STOP = 4500

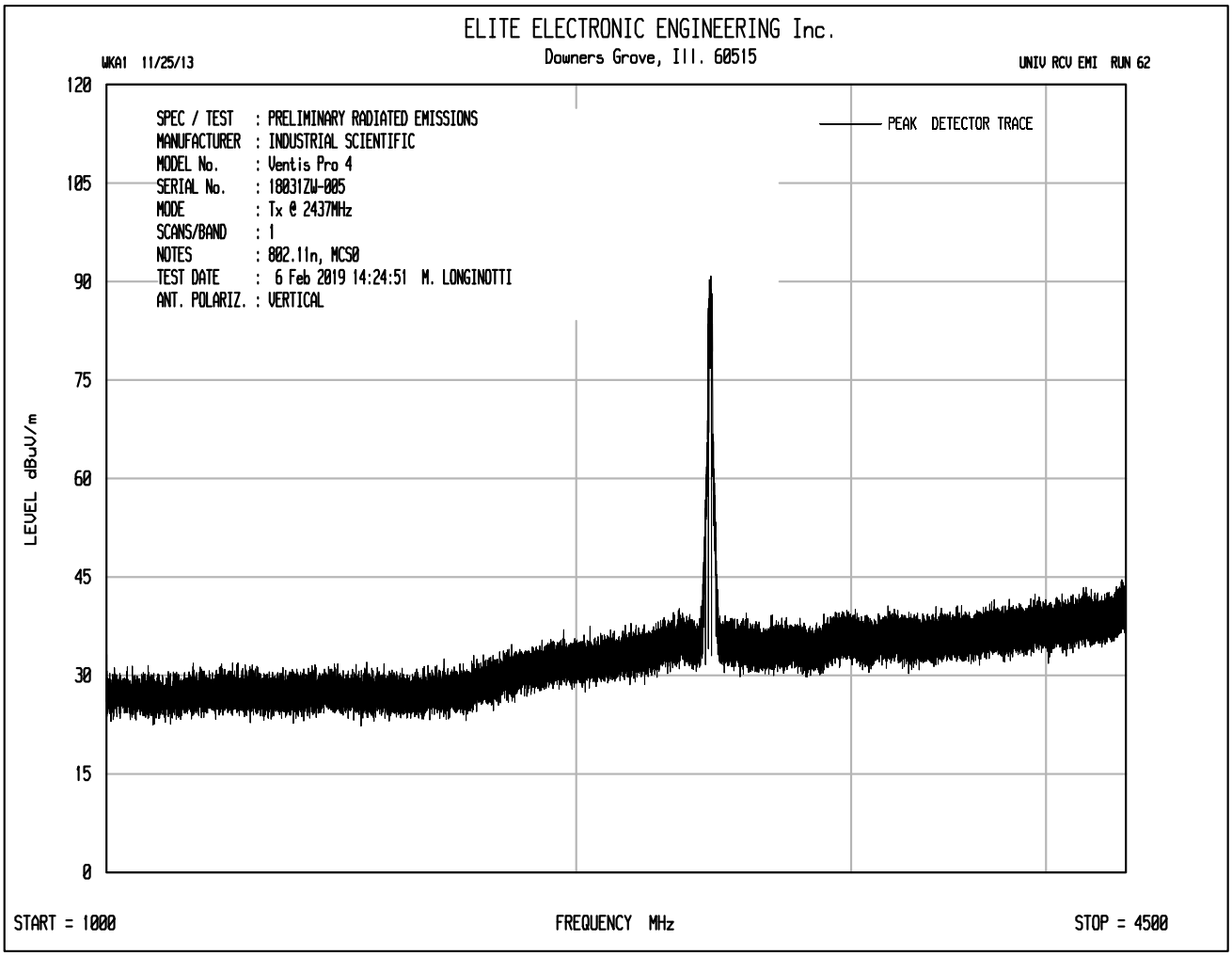
ELITE ELECTRONIC ENGINEERING Inc.
Downers Grove, Ill. 60515
WKA1 11/25/13
UNIV RCV EMI RUN 62
SPEC / TEST : PRELIMINARY RADIATED EMISSIONS
MANUFACTURER : INDUSTRIAL SCIENTIFIC
MODEL No. : Ventis Pro 4
SERIAL No. : 18031ZW-005
MODE : Tx @ 2437MHz
SCANS/BAND : 1
NOTES : 802.11n, MCS0
TEST DATE : 6 Feb 2019 14:24:51 M. LONGINOTTI
ANT. POLARIZ. : VERTICAL
PEAK DETECTOR TRACE
LEVEL dBuV/m
120
105
90
75
60
45
30
15
0
START = 1000
FREQUENCY MHz
STOP = 4500

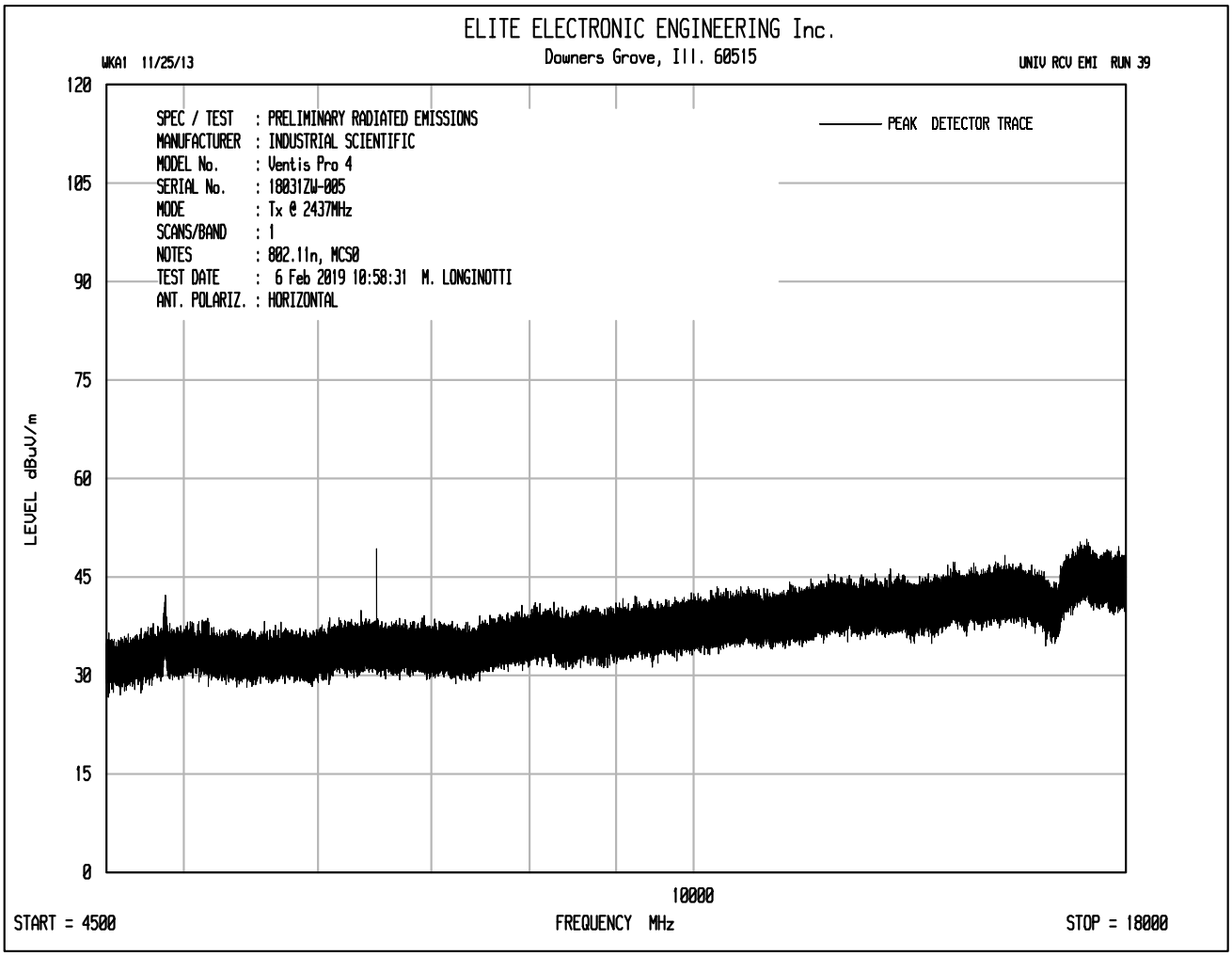
ELITE ELECTRONIC ENGINEERING Inc.
Downers Grove, Ill. 60515
WKA1 11/25/13
UNIV RCV EMI RUN 39
SPEC / TEST : PRELIMINARY RADIATED EMISSIONS
MANUFACTURER : INDUSTRIAL SCIENTIFIC
MODEL No. : Ventis Pro 4
SERIAL No. : 18031ZW-005
MODE : Tx @ 2437MHz
SCANS/BAND : 1
NOTES : 802.11n, MCS0
TEST DATE : 6 Feb 2019 10:58:31 M. LONGINOTTI
ANT. POLARIZ. : HORIZONTAL
PEAK DETECTOR TRACE
LEVEL dBuV/m
120
105
90
75
60
45
30
15
0
10000
START = 4500
FREQUENCY MHz
STOP = 18000

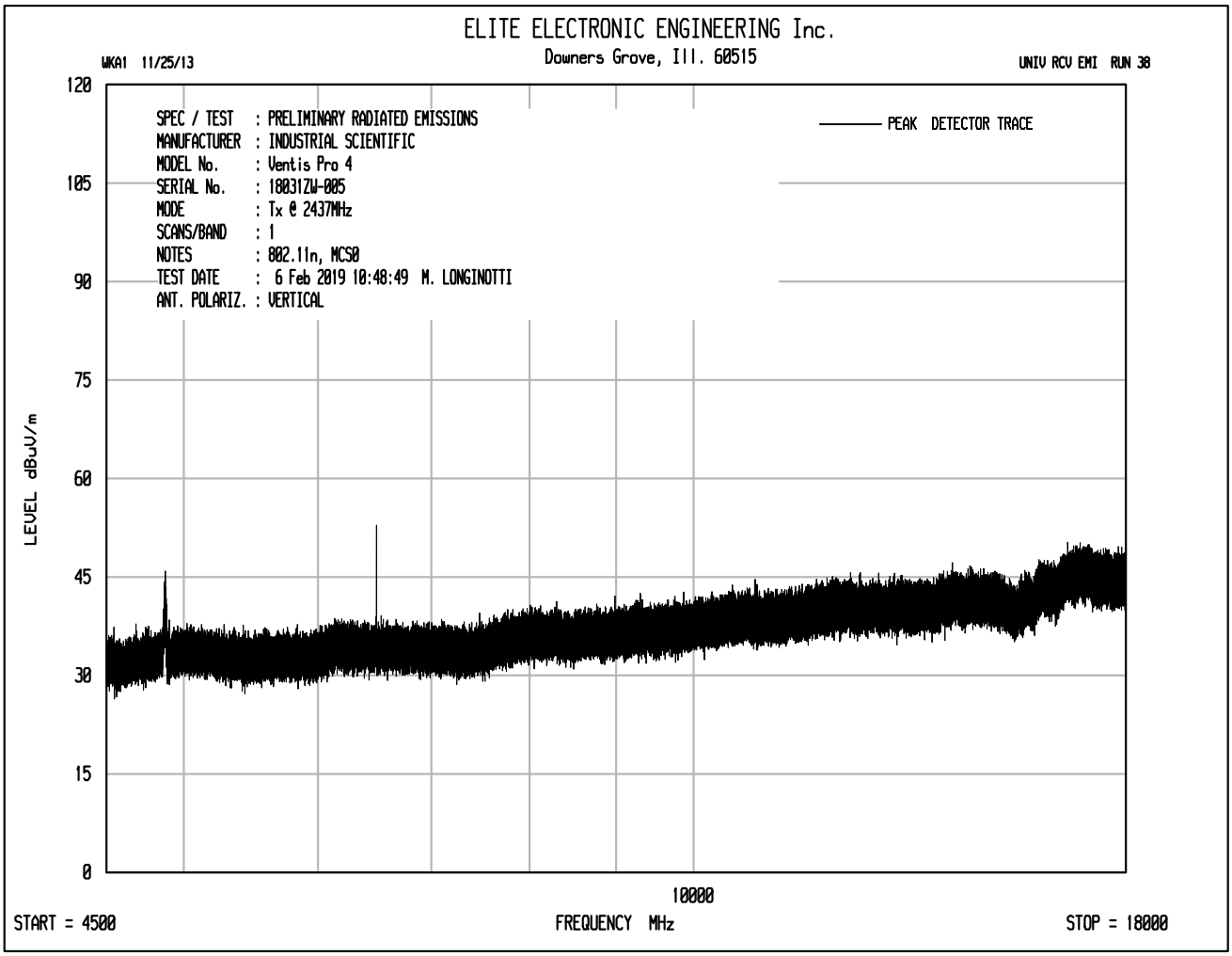
ELITE ELECTRONIC ENGINEERING Inc.
Downers Grove, Ill. 60515
WKA1 11/25/13
UNIV RCV EMI RUN 38
SPEC / TEST : PRELIMINARY RADIATED EMISSIONS
MANUFACTURER : INDUSTRIAL SCIENTIFIC
MODEL No. : Ventis Pro 4
SERIAL No. : 18031ZW-005
MODE : Tx @ 2437MHz
SCANS/BAND : 1
NOTES : 802.11n, MCS0
TEST DATE : 6 Feb 2019 10:48:49 M. LONGINOTTI
ANT. POLARIZ. : VERTICAL
PEAK DETECTOR TRACE
LEVEL dBuV/m
120
105
90
75
60
45
30
15
0
10000
START = 4500
FREQUENCY MHz
STOP = 18000

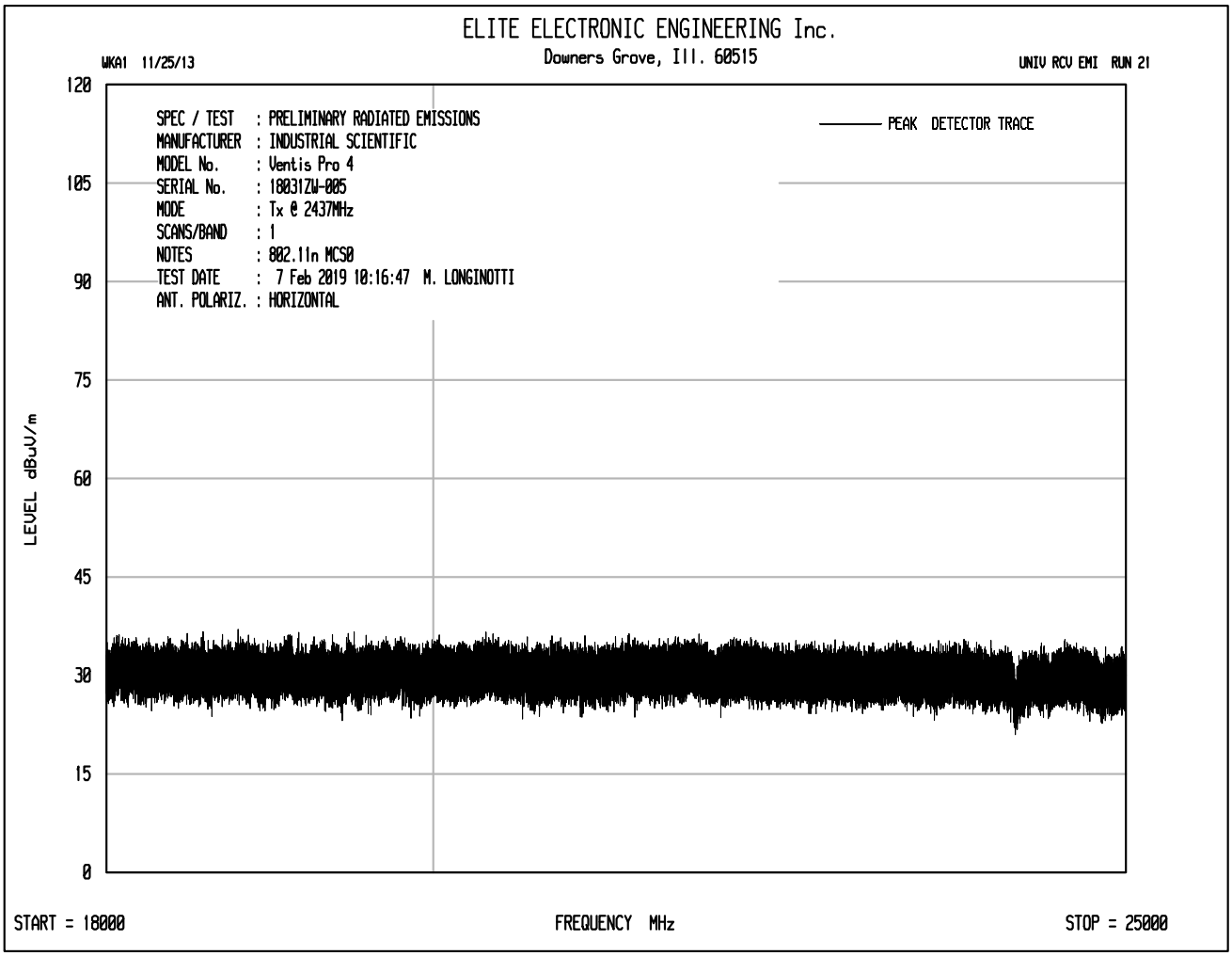
ELITE ELECTRONIC ENGINEERING Inc.
Downers Grove, Ill. 60515
WKA1 11/25/13
UNIV RCV EMI RUN 21
SPEC / TEST : PRELIMINARY RADIATED EMISSIONS
MANUFACTURER : INDUSTRIAL SCIENTIFIC
MODEL No. : Ventis Pro 4
SERIAL No. : 18031ZW-005
MODE : Tx @ 2437MHz
SCANS/BAND : 1
NOTES : 802.11n MCS0
TEST DATE : 7 Feb 2019 10:16:47 M. LONGINOTTI
ANT. POLARIZ. : HORIZONTAL
PEAK DETECTOR TRACE
LEVEL dBuV/m
120
105
90
75
60
45
30
15
0
START = 18000
FREQUENCY MHz
STOP = 25000

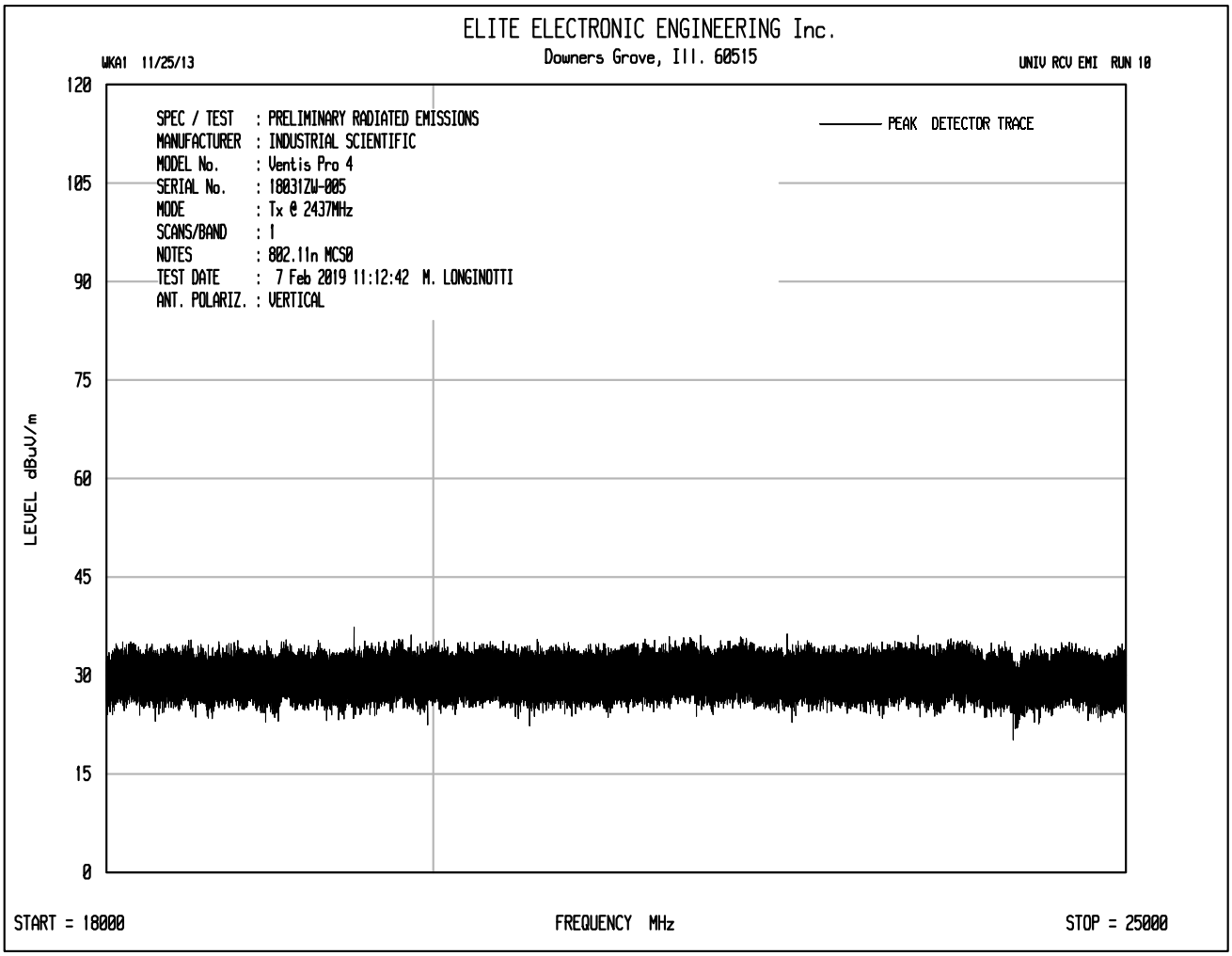
ELITE ELECTRONIC ENGINEERING Inc.
Downers Grove, Ill. 60515
WKA1 11/25/13
UNIV RCV EMI RUN 10
SPEC / TEST : PRELIMINARY RADIATED EMISSIONS
MANUFACTURER : INDUSTRIAL SCIENTIFIC
MODEL No. : Ventis Pro 4
SERIAL No. : 18031ZW-005
MODE : Tx @ 2437MHz
SCANS/BAND : 1
NOTES : 802.11n MCS0
TEST DATE : 7 Feb 2019 11:12:42 M. LONGINOTTI
ANT. POLARIZ. : VERTICAL
PEAK DETECTOR TRACE
LEVEL dBuV/m
120
105
90
75
60
45
30
15
0
START = 18000
FREQUENCY MHz
STOP = 25000

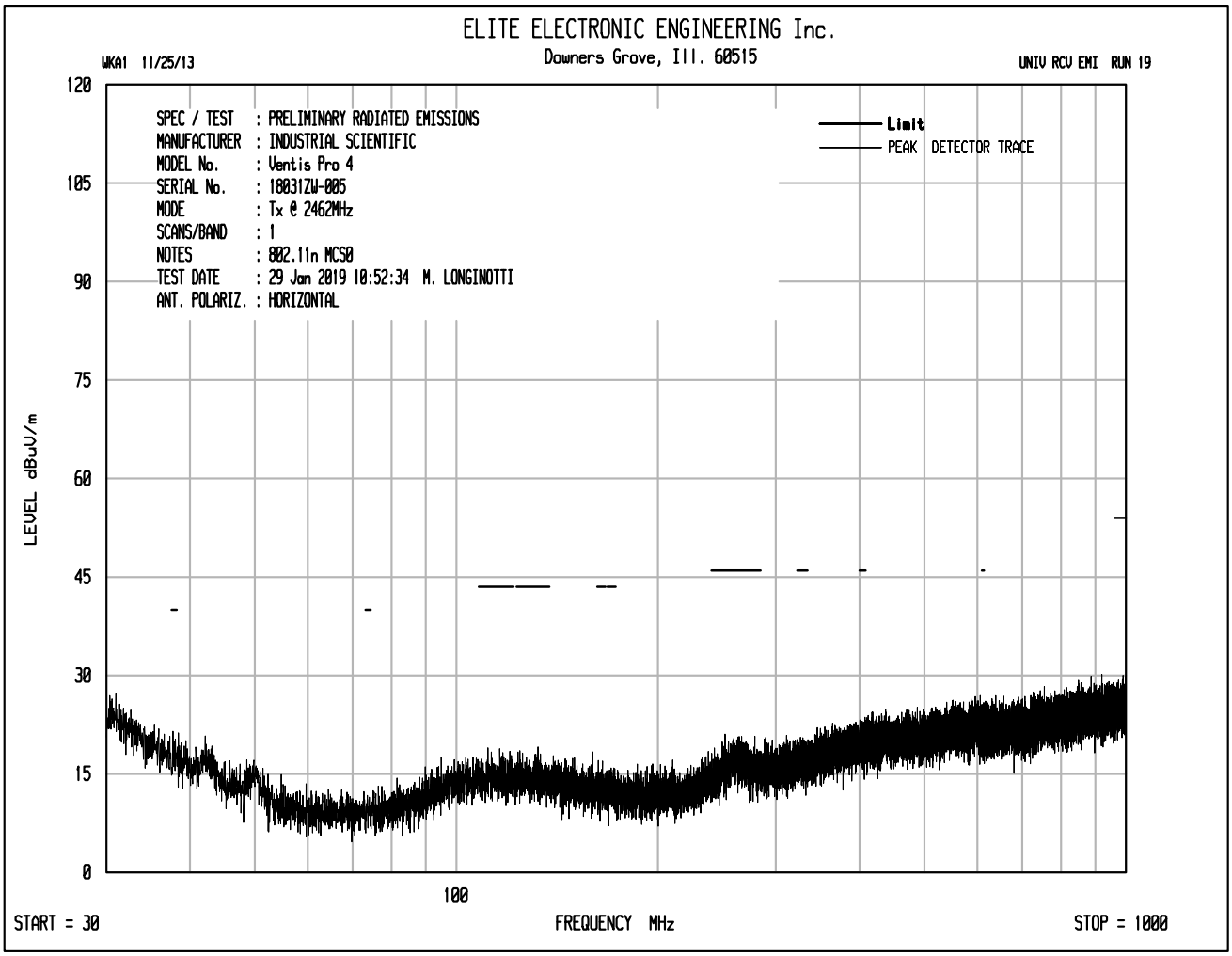
ELITE ELECTRONIC ENGINEERING Inc.
Downers Grove, Ill. 60515
WKA1 11/25/13
UNIV RCV EMI RUN 19
SPEC / TEST : PRELIMINARY RADIATED EMISSIONS
MANUFACTURER : INDUSTRIAL SCIENTIFIC
MODEL No. : Ventis Pro 4
SERIAL No. : 18031ZW-005
MODE : Tx @ 2462MHz
SCANS/BAND : 1
NOTES : 802.11n MCS0
TEST DATE : 29 Jan 2019 10:52:34 M. LONGINOTTI
ANT. POLARIZ. : HORIZONTAL
Limit
PEAK DETECTOR TRACE
LEVEL dBuV/m
120
105
90
75
60
45
30
15
0
100
START = 30
FREQUENCY MHz
STOP = 1000

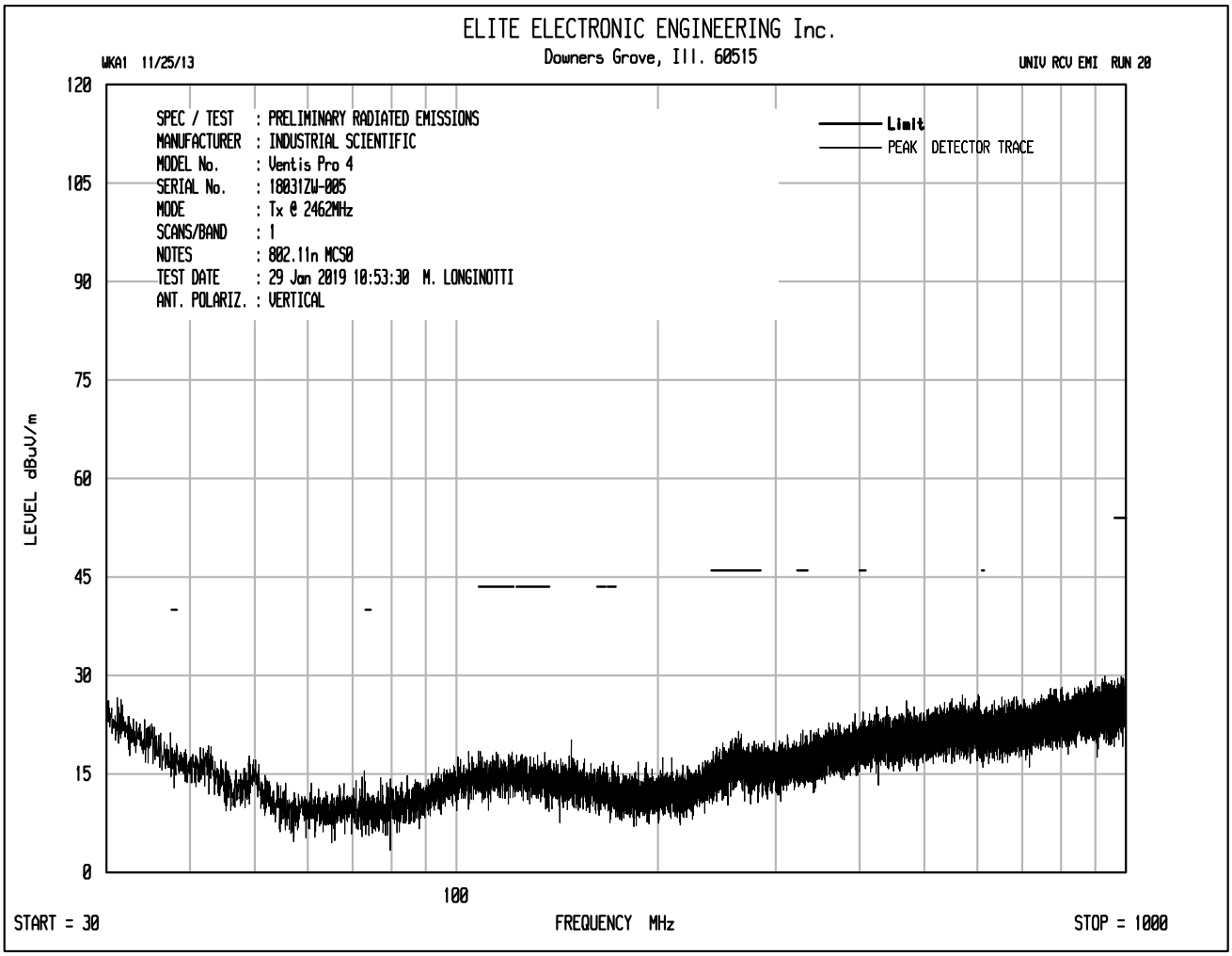
ELITE ELECTRONIC ENGINEERING Inc.
Downers Grove, Ill. 60515
WKA1 11/25/13
UNIV RCV EMI RUN 20
SPEC / TEST : PRELIMINARY RADIATED EMISSIONS
MANUFACTURER : INDUSTRIAL SCIENTIFIC
MODEL No. : Ventis Pro 4
SERIAL No. : 18031ZW-005
MODE : Tx @ 2462MHz
SCANS/BAND : 1
NOTES : 802.11n MCS0
TEST DATE : 29 Jan 2019 10:53:30 M. LONGINOTTI
ANT. POLARIZ. : VERTICAL
Limit
PEAK DETECTOR TRACE
LEVEL dBuV/m
120
105
90
75
60
45
30
15
0
100
START = 30
FREQUENCY MHz
STOP = 1000

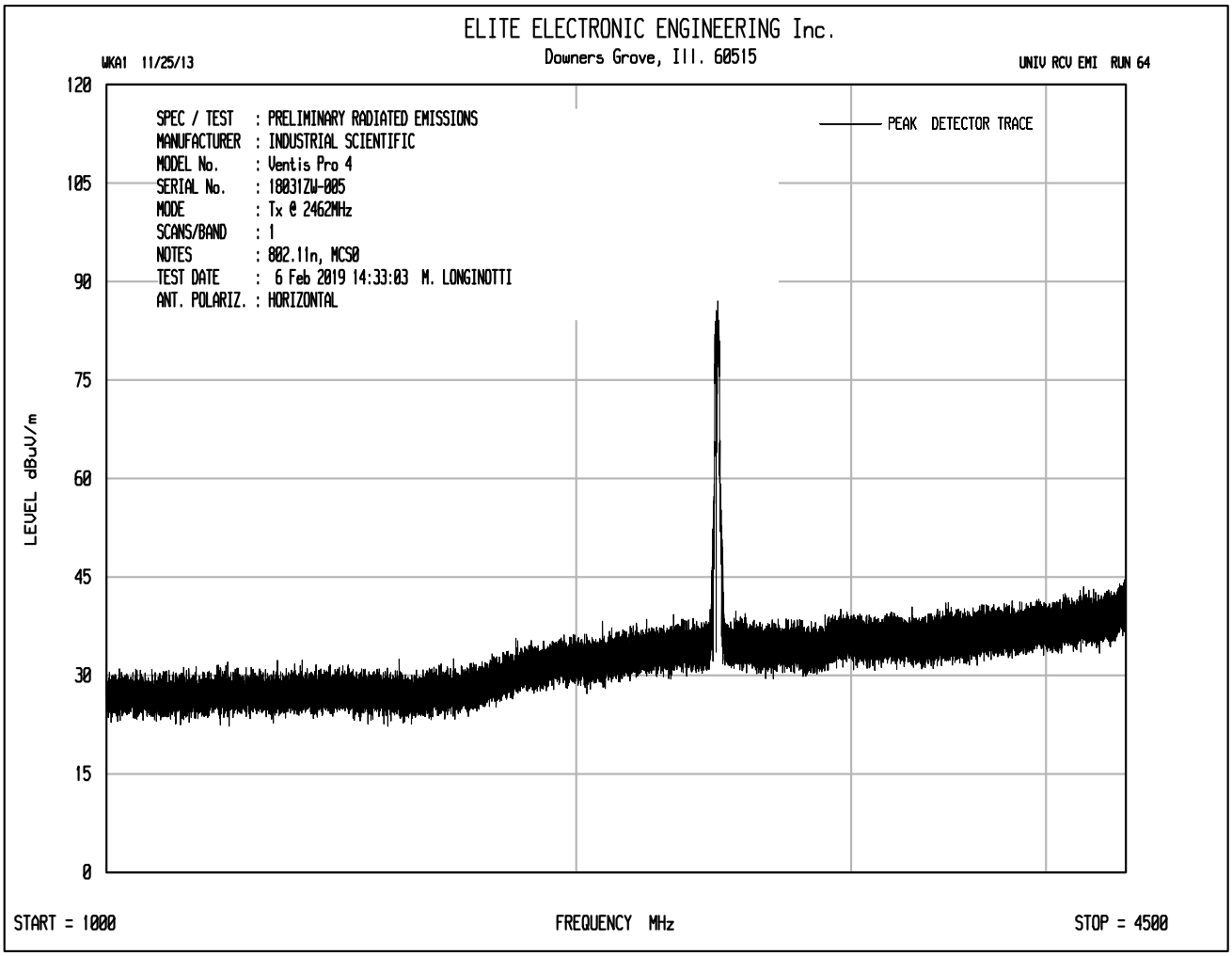
ELITE ELECTRONIC ENGINEERING Inc.
Downers Grove, Ill. 60515
WKA1 11/25/13
UNIV RCV EMI RUN 64
SPEC / TEST : PRELIMINARY RADIATED EMISSIONS
MANUFACTURER : INDUSTRIAL SCIENTIFIC
MODEL No. : Ventis Pro 4
SERIAL No. : 18031ZW-005
MODE : Tx @ 2462MHz
SCANS/BAND : 1
NOTES : 802.11n, MCS0
TEST DATE : 6 Feb 2019 14:33:03 M. LONGINOTTI
ANT. POLARIZ. : HORIZONTAL
PEAK DETECTOR TRACE
LEVEL dBuV/m
120
105
90
75
60
45
30
15
0
START = 1000
FREQUENCY MHz
STOP = 4500

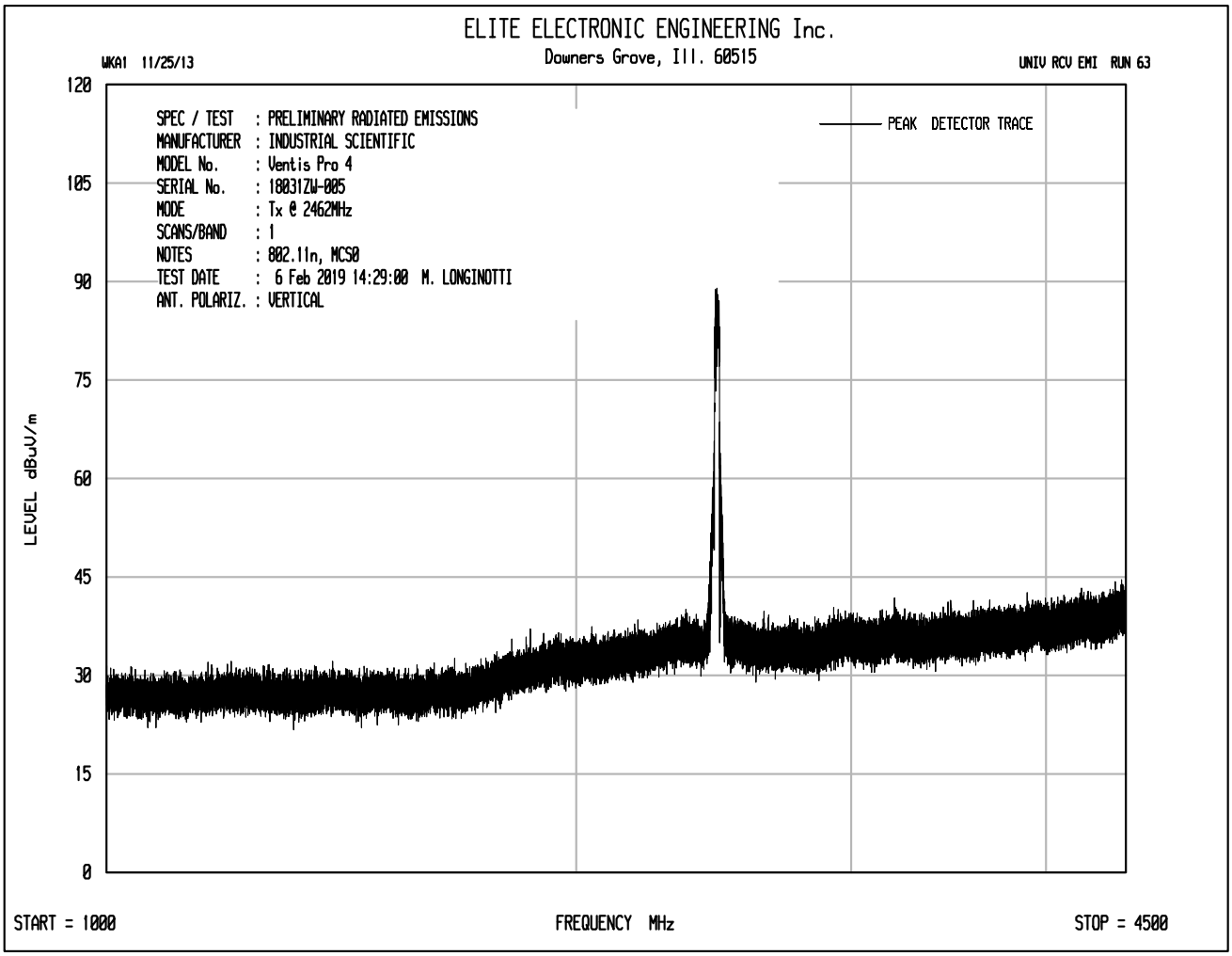
ELITE ELECTRONIC ENGINEERING Inc.
Downers Grove, Ill. 60515
WKA1 11/25/13
UNIV RCV EMI RUN 63
SPEC / TEST : PRELIMINARY RADIATED EMISSIONS
MANUFACTURER : INDUSTRIAL SCIENTIFIC
MODEL No. : Ventis Pro 4
SERIAL No. : 18031ZW-005
MODE : Tx @ 2462MHz
SCANS/BAND : 1
NOTES : 802.11n, MCS0
TEST DATE : 6 Feb 2019 14:29:00 M. LONGINOTTI
ANT. POLARIZ. : VERTICAL
PEAK DETECTOR TRACE
LEVEL dBuV/m
120
105
90
75
60
45
30
15
0
START = 1000
FREQUENCY MHz
STOP = 4500

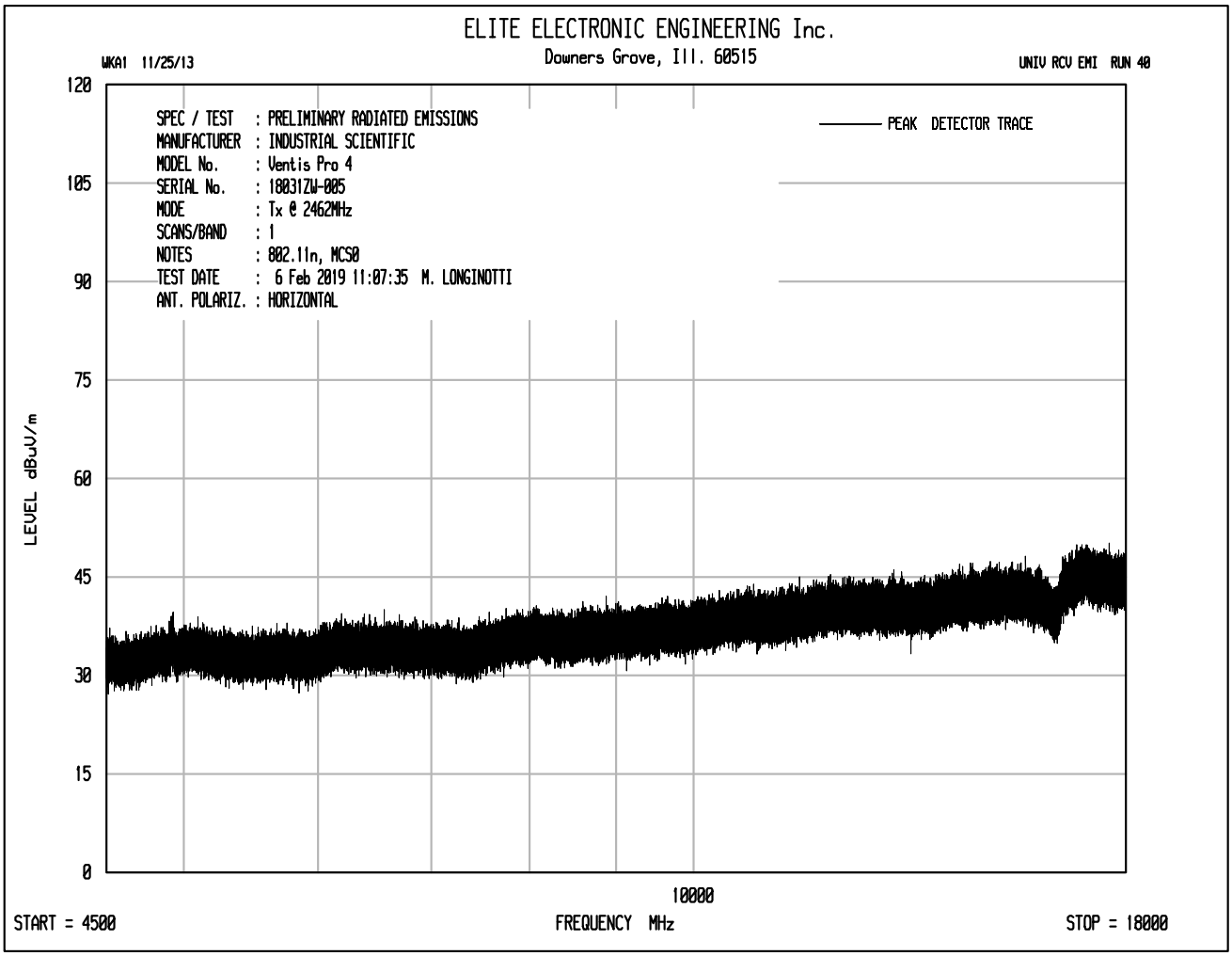
ELITE ELECTRONIC ENGINEERING Inc.
Downers Grove, Ill. 60515
WKA1 11/25/13
UNIV RCV EMI RUN 40
SPEC / TEST : PRELIMINARY RADIATED EMISSIONS
MANUFACTURER : INDUSTRIAL SCIENTIFIC
MODEL No. : Ventis Pro 4
SERIAL No. : 18031ZW-005
MODE : Tx @ 2462MHz
SCANS/BAND : 1
NOTES : 802.11n, MCS0
TEST DATE : 6 Feb 2019 11:07:35 M. LONGINOTTI
ANT. POLARIZ. : HORIZONTAL
PEAK DETECTOR TRACE
LEVEL dBuV/m
120
105
90
75
60
45
30
15
0
10000
START = 4500
FREQUENCY MHz
STOP = 18000

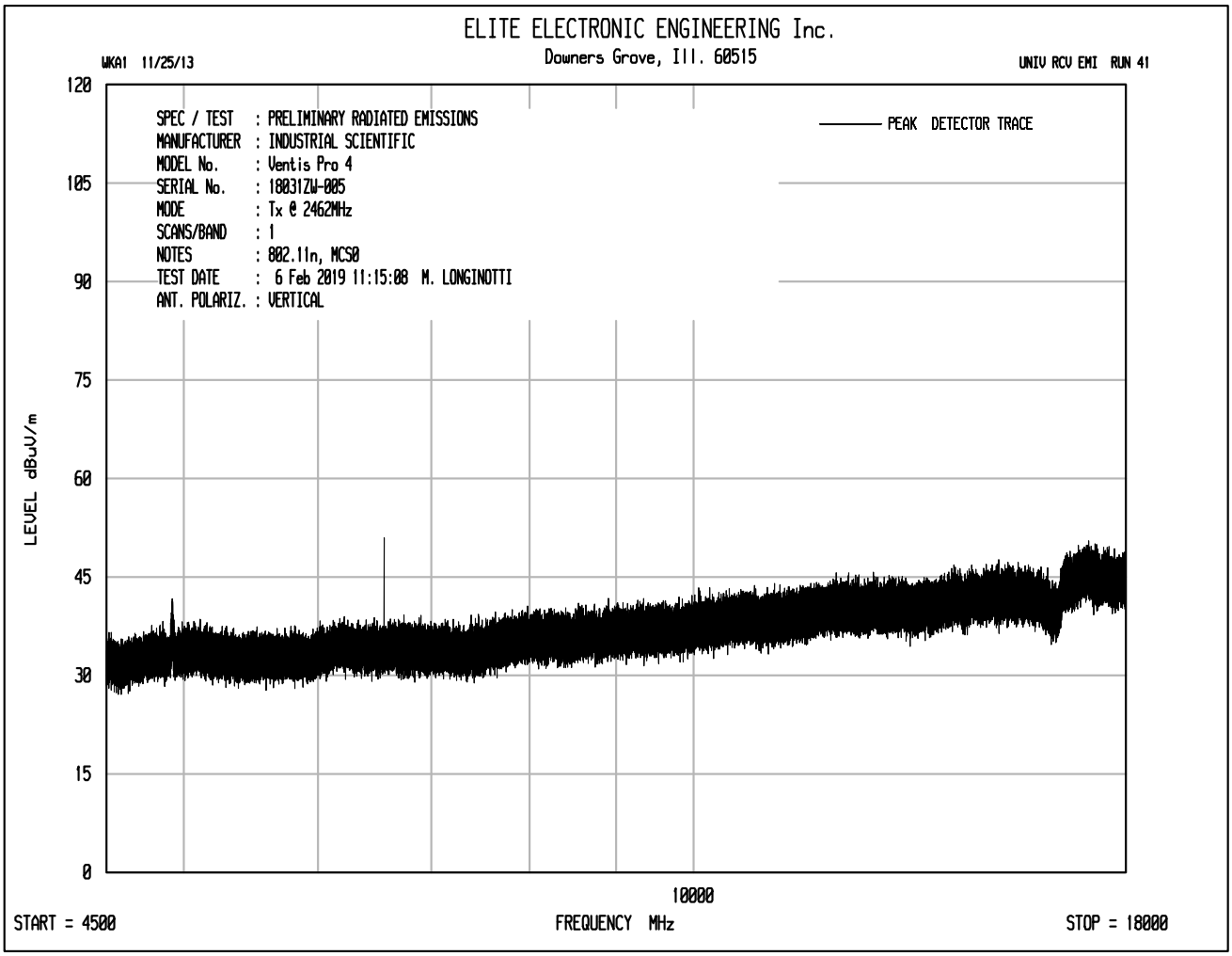
ELITE ELECTRONIC ENGINEERING Inc.
Downers Grove, Ill. 60515
WKA1 11/25/13
UNIV RCV EMI RUN 41
SPEC / TEST : PRELIMINARY RADIATED EMISSIONS
MANUFACTURER : INDUSTRIAL SCIENTIFIC
MODEL No. : Ventis Pro 4
SERIAL No. : 18031ZW-005
MODE : Tx @ 2462MHz
SCANS/BAND : 1
NOTES : 802.11n, MCS0
TEST DATE : 6 Feb 2019 11:15:08 M. LONGINOTTI
ANT. POLARIZ. : VERTICAL
PEAK DETECTOR TRACE
LEVEL dBuV/m
120
105
90
75
60
45
30
15
0
10000
START = 4500
FREQUENCY MHz
STOP = 18000

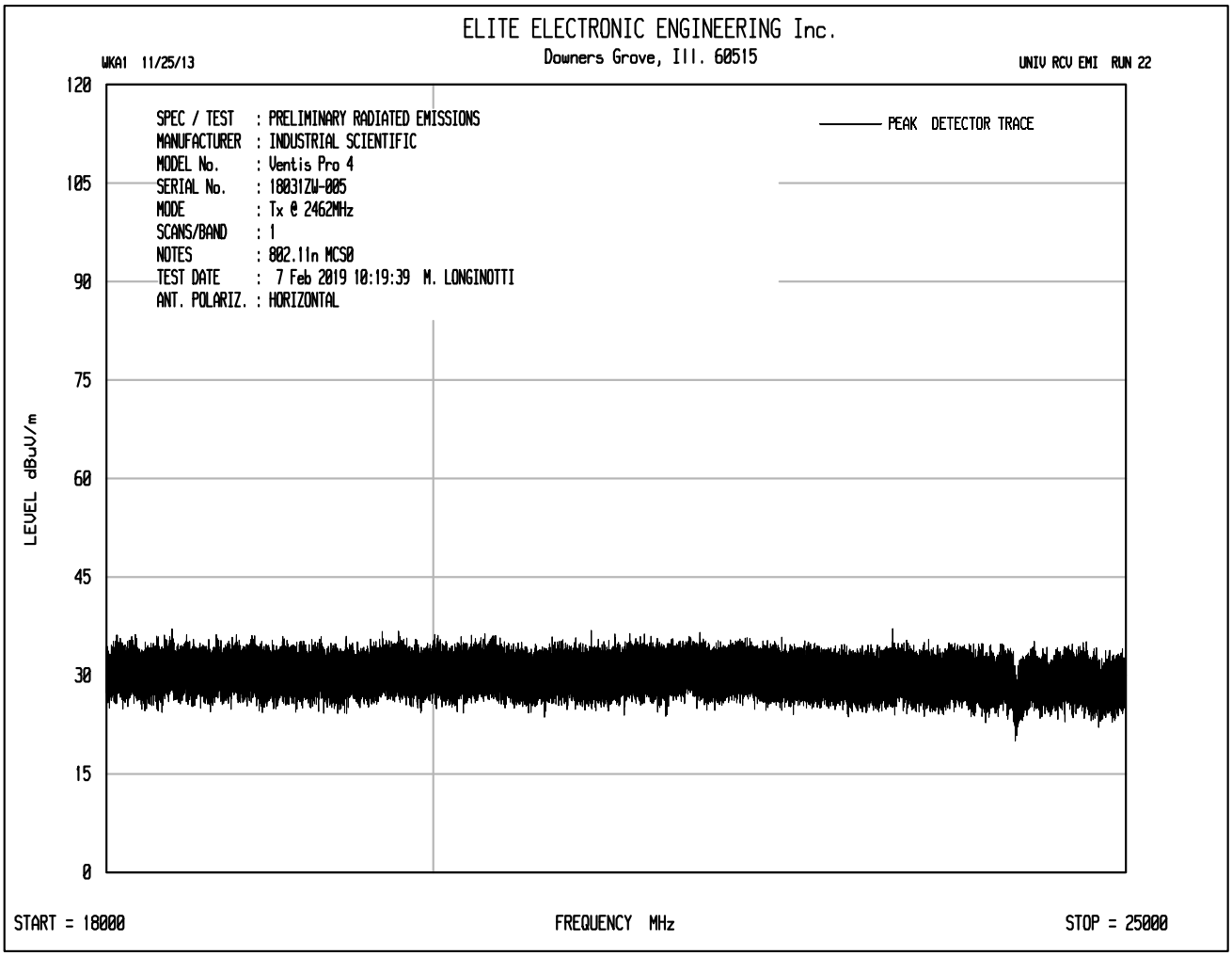
ELITE ELECTRONIC ENGINEERING Inc.
Downers Grove, Ill. 60515
WKA1 11/25/13
UNIV RCV EMI RUN 22
SPEC / TEST : PRELIMINARY RADIATED EMISSIONS
MANUFACTURER : INDUSTRIAL SCIENTIFIC
MODEL No. : Ventis Pro 4
SERIAL No. : 18031ZW-005
MODE : Tx @ 2462MHz
SCANS/BAND : 1
NOTES : 802.11n MCS0
TEST DATE : 7 Feb 2019 10:19:39 M. LONGINOTTI
ANT. POLARIZ. : HORIZONTAL
PEAK DETECTOR TRACE
LEVEL dBuV/m
120
105
90
75
60
45
30
15
0
START = 18000
FREQUENCY MHz
STOP = 25000

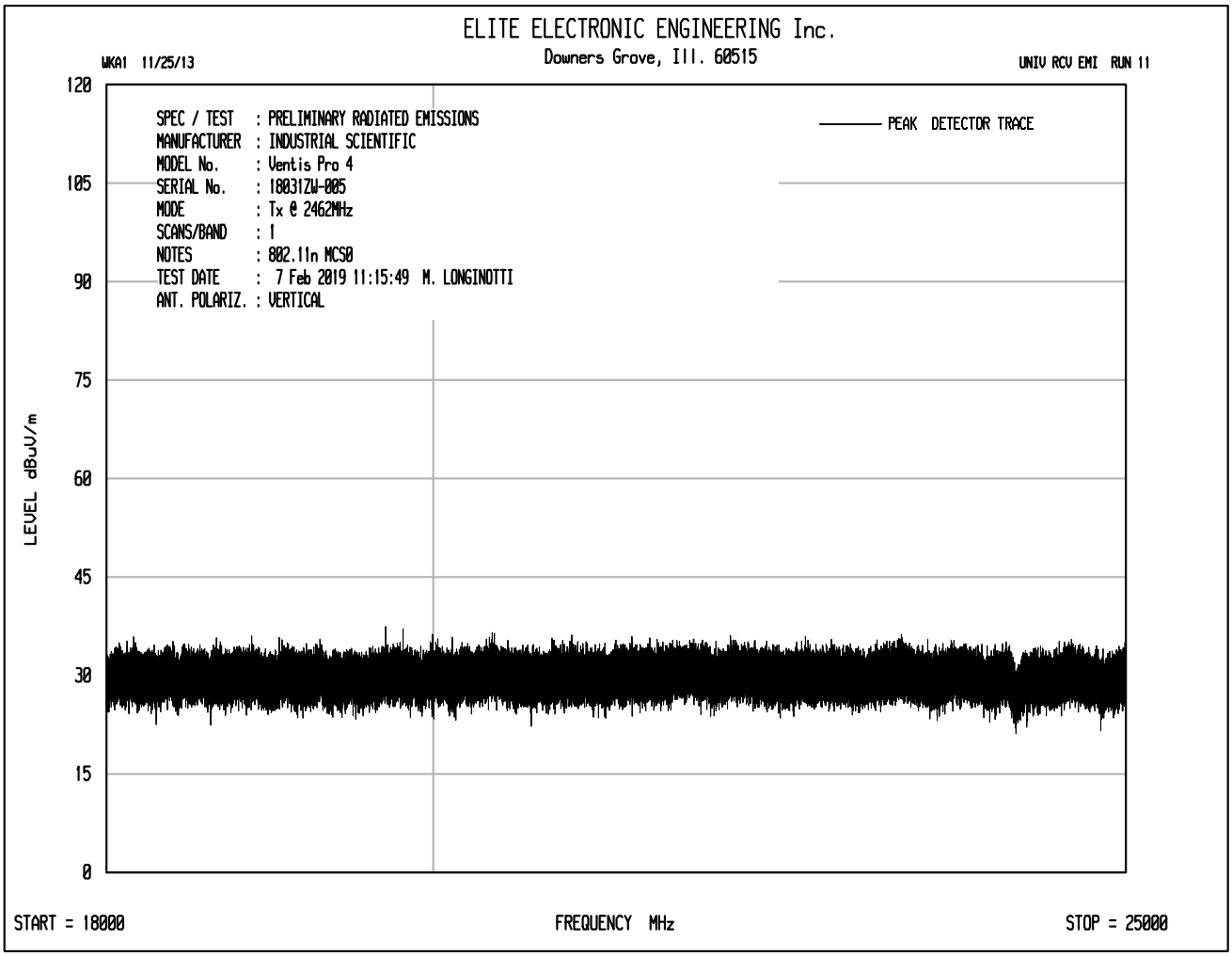
ELITE ELECTRONIC ENGINEERING Inc.
Downers Grove, Ill. 60515
WKA1 11/25/13
UNIV RCV EMI RUN 11
SPEC / TEST : PRELIMINARY RADIATED EMISSIONS
MANUFACTURER : INDUSTRIAL SCIENTIFIC
MODEL No. : Ventis Pro 4
SERIAL No. : 18031ZW-005
MODE : Tx @ 2462MHz
SCANS/BAND : 1
NOTES : 802.11n MCS0
TEST DATE : 7 Feb 2019 11:15:49 M. LONGINOTTI
ANT. POLARIZ. : VERTICAL
PEAK DETECTOR TRACE
LEVEL dBuV/m
120
105
90
75
60
45
30
15
0
START = 18000
FREQUENCY MHz
STOP = 25000

Manufacturer : Industrial Scientific Corporation
Test Item : Gas Monitor
Model No. : Ventis Pro 4 and Ventis Pro 5
Serial No. : WiFi Board Unit #2
Test Mode : Transmit at 2412MHz, 802.11b, 1Mbps, power setting = 0
Test Performed : Low Band Edge
Test Date : January 14, 2019

In band Peak

Frequency (MHz)	Level (dBm)
2412.975000	7.7

Measurements

Frequency (MHz)	Level (dBm)	Margin (dB)	Limit (dBm)	Result
2395.975000	-37.1	24.7	-12.3	PASS
2396.975000	-37.6	25.3	-12.3	PASS
2397.025000	-37.8	25.4	-12.3	PASS
2396.475000	-37.8	25.4	-12.3	PASS
2396.025000	-37.8	25.5	-12.3	PASS
2396.525000	-37.9	25.6	-12.3	PASS
2397.975000	-38.2	25.8	-12.3	PASS
2398.025000	-38.3	26.0	-12.3	PASS
2395.925000	-38.6	26.3	-12.3	PASS
2396.075000	-38.7	26.4	-12.3	PASS
2396.925000	-39.0	26.6	-12.3	PASS
2398.975000	-39.0	26.7	-12.3	PASS
2399.025000	-39.2	26.8	-12.3	PASS
2396.425000	-39.2	26.8	-12.3	PASS
2397.925000	-39.3	27.0	-12.3	PASS

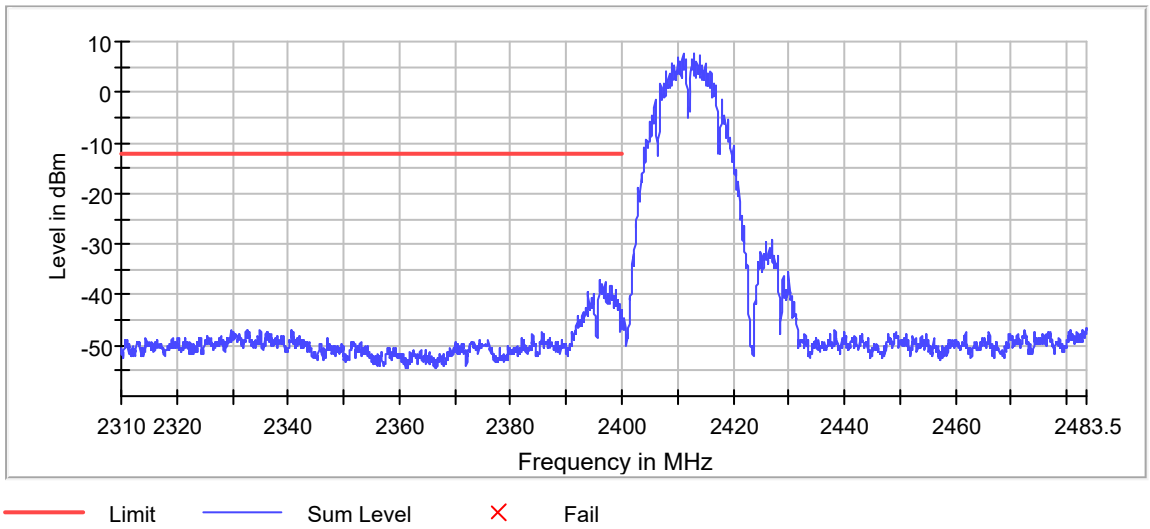

Manufacturer : Industrial Scientific Corporation
Test Item : Gas Monitor
Model No. : Ventis Pro 4 and Ventis Pro 5
Serial No. : WiFi Board Unit #2
Test Mode : Transmit at 2412MHz, 802.11b, 2Mbps, power setting = 0
Test Performed : Low Band Edge
Test Date : January 14, 2019

In band Peak

Frequency (MHz)	Level (dBm)
2411.125000	6.2

Measurements

Frequency (MHz)	Level (dBm)	Margin (dB)	Limit (dBm)	Result
2398.125000	-35.3	21.5	-13.8	PASS
2397.975000	-35.3	21.5	-13.8	PASS
2396.975000	-35.4	21.6	-13.8	PASS
2398.075000	-35.4	21.6	-13.8	PASS
2397.025000	-35.5	21.7	-13.8	PASS
2396.175000	-35.5	21.7	-13.8	PASS
2396.925000	-35.5	21.7	-13.8	PASS
2398.025000	-35.6	21.8	-13.8	PASS
2397.925000	-35.8	22.0	-13.8	PASS
2396.125000	-35.8	22.0	-13.8	PASS
2398.175000	-35.8	22.0	-13.8	PASS
2396.075000	-35.8	22.0	-13.8	PASS
2396.475000	-35.9	22.1	-13.8	PASS
2396.625000	-35.9	22.1	-13.8	PASS
2395.975000	-35.9	22.2	-13.8	PASS

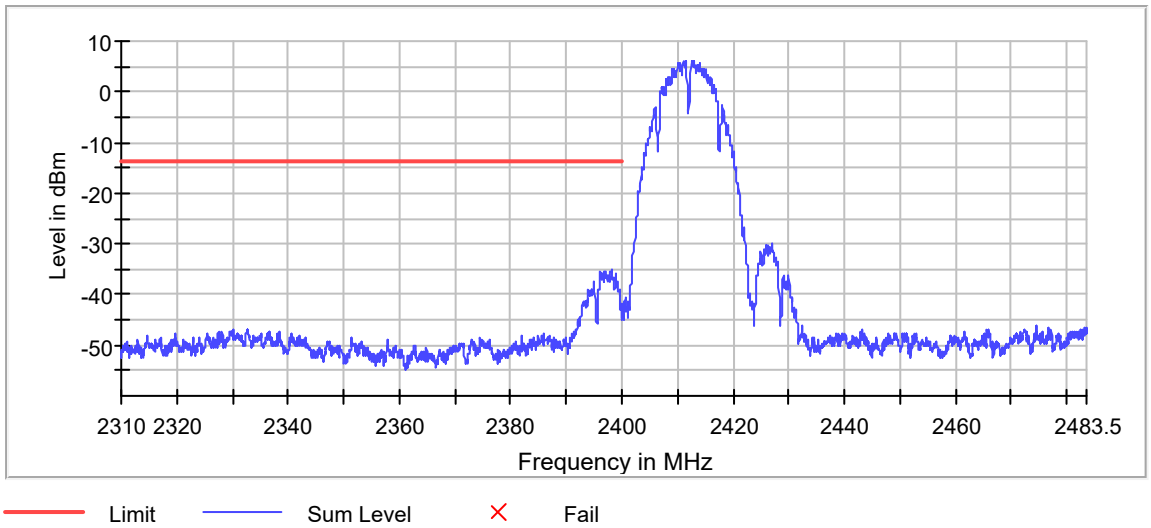

Manufacturer : Industrial Scientific Corporation
Test Item : Gas Monitor
Model No. : Ventis Pro 4 and Ventis Pro 5
Serial No. : WiFi Board Unit #2
Test Mode : Transmit at 2412MHz, 802.11b, 5.5Mbps, power setting = 0
Test Performed : Low Band Edge
Test Date : January 14, 2019

In band Peak

Frequency (MHz)	Level (dBm)
2410.775000	8.0

Measurements

Frequency (MHz)	Level (dBm)	Margin (dB)	Limit (dBm)	Result
2399.775000	-29.0	17.1	-12.0	PASS
2399.725000	-29.1	17.1	-12.0	PASS
2396.975000	-29.7	17.7	-12.0	PASS
2397.025000	-29.8	17.8	-12.0	PASS
2399.825000	-30.4	18.4	-12.0	PASS
2396.925000	-30.4	18.4	-12.0	PASS
2397.975000	-30.4	18.4	-12.0	PASS
2398.025000	-30.6	18.6	-12.0	PASS
2399.675000	-30.7	18.7	-12.0	PASS
2399.125000	-30.8	18.8	-12.0	PASS
2398.525000	-31.0	19.0	-12.0	PASS
2399.075000	-31.0	19.0	-12.0	PASS
2399.225000	-31.1	19.1	-12.0	PASS
2398.475000	-31.1	19.1	-12.0	PASS
2397.525000	-31.1	19.2	-12.0	PASS

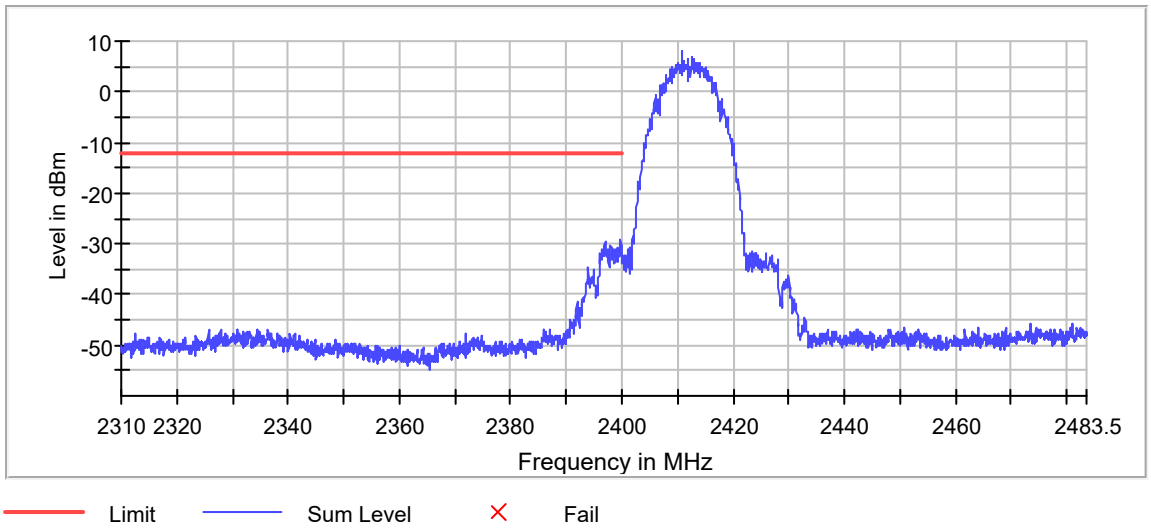

Manufacturer : Industrial Scientific Corporation
Test Item : Gas Monitor
Model No. : Ventis Pro 4 and Ventis Pro 5
Serial No. : WiFi Board Unit #2
Test Mode : Transmit at 2412MHz, 802.11b, 11Mbps, power setting = 0
Test Performed : Low Band Edge
Test Date : January 14, 2019

In band Peak

Frequency (MHz)	Level (dBm)
2412.975000	6.3

Measurements

Frequency (MHz)	Level (dBm)	Margin (dB)	Limit (dBm)	Result
2396.975000	-29.5	15.9	-13.7	PASS
2397.025000	-29.7	16.1	-13.7	PASS
2397.975000	-30.0	16.3	-13.7	PASS
2398.025000	-30.1	16.4	-13.7	PASS
2396.925000	-30.2	16.5	-13.7	PASS
2398.775000	-30.4	16.7	-13.7	PASS
2398.825000	-30.7	17.0	-13.7	PASS
2397.925000	-30.8	17.2	-13.7	PASS
2398.525000	-31.0	17.3	-13.7	PASS
2397.075000	-31.1	17.4	-13.7	PASS
2397.175000	-31.2	17.6	-13.7	PASS
2397.525000	-31.3	17.6	-13.7	PASS
2398.475000	-31.3	17.6	-13.7	PASS
2398.575000	-31.3	17.6	-13.7	PASS
2397.575000	-31.4	17.7	-13.7	PASS

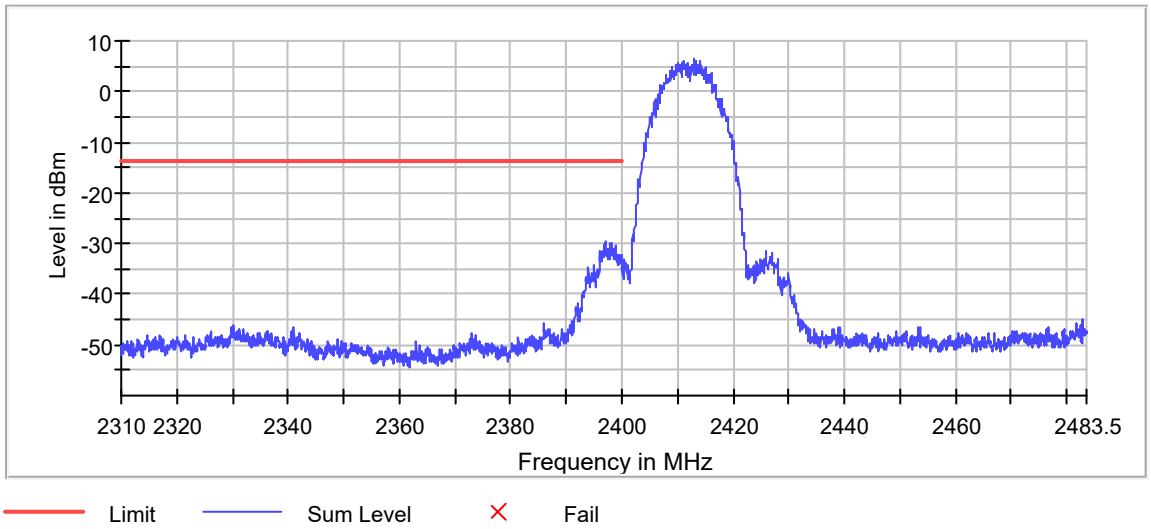

Manufacturer : Industrial Scientific Corporation
Test Item : Gas Monitor
Model No. : Ventis Pro 4 and Ventis Pro 5
Serial No. : WiFi Board Unit #2
Test Mode : Transmit at 2412MHz, 802.11g, 6Mbps, power setting = 0
Test Performed : Low Band Edge
Test Date : January 14, 2019

In band Peak

Frequency (MHz)	Level (dBm)
2414.475000	2.6

Measurements

Frequency (MHz)	Level (dBm)	Margin (dB)	Limit (dBm)	Result
2398.225000	-20.9	3.5	-17.4	PASS
2398.275000	-21.3	3.9	-17.4	PASS
2398.175000	-21.5	4.1	-17.4	PASS
2398.325000	-23.0	5.6	-17.4	PASS
2398.125000	-23.7	6.3	-17.4	PASS
2398.375000	-27.4	10.0	-17.4	PASS
2398.075000	-27.6	10.2	-17.4	PASS
2395.725000	-28.7	11.3	-17.4	PASS
2395.775000	-28.9	11.5	-17.4	PASS
2399.775000	-29.0	11.6	-17.4	PASS
2399.725000	-29.1	11.7	-17.4	PASS
2399.125000	-29.2	11.8	-17.4	PASS
2399.225000	-29.4	12.0	-17.4	PASS
2395.675000	-29.5	12.1	-17.4	PASS
2399.425000	-29.7	12.3	-17.4	PASS

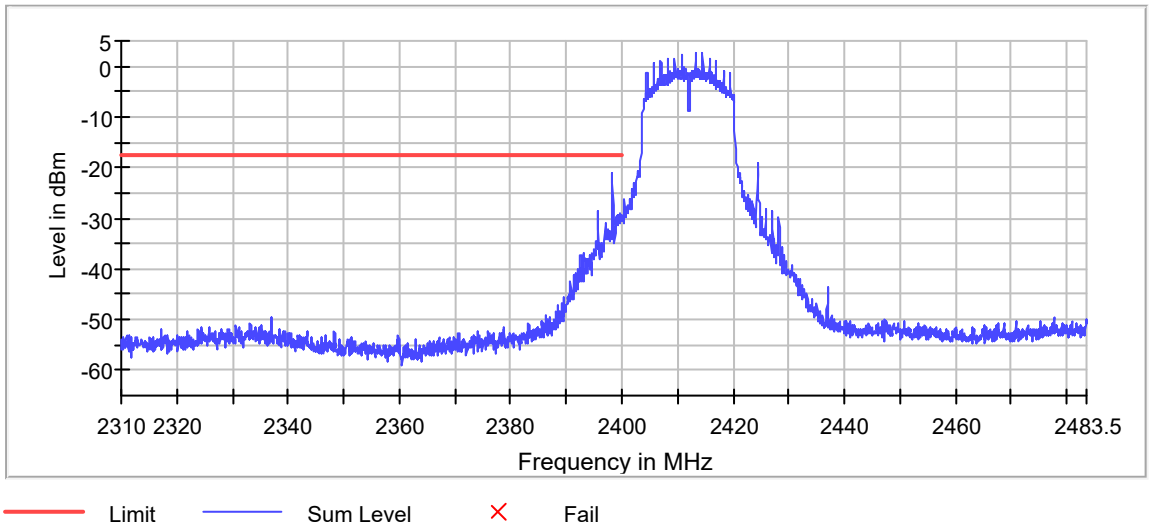

Manufacturer : Industrial Scientific Corporation
Test Item : Gas Monitor
Model No. : Ventis Pro 4 and Ventis Pro 5
Serial No. : WiFi Board Unit #2
Test Mode : Transmit at 2412MHz, 802.11g, 9Mbps, power setting = 0
Test Performed : Low Band Edge
Test Date : January 14, 2019

In band Peak

Frequency (MHz)	Level (dBm)
2414.475000	2.8

Measurements

Frequency (MHz)	Level (dBm)	Margin (dB)	Limit (dBm)	Result
2398.175000	-22.5	5.3	-17.2	PASS
2398.225000	-22.5	5.3	-17.2	PASS
2398.125000	-23.5	6.4	-17.2	PASS
2398.275000	-24.5	7.3	-17.2	PASS
2398.075000	-26.8	9.6	-17.2	PASS
2398.325000	-28.5	11.3	-17.2	PASS
2399.125000	-29.8	12.6	-17.2	PASS
2399.175000	-30.2	13.0	-17.2	PASS
2399.775000	-30.3	13.1	-17.2	PASS
2399.725000	-30.5	13.4	-17.2	PASS
2399.675000	-30.6	13.4	-17.2	PASS
2399.475000	-30.9	13.7	-17.2	PASS
2398.525000	-30.9	13.7	-17.2	PASS
2399.525000	-31.0	13.8	-17.2	PASS
2398.675000	-31.0	13.8	-17.2	PASS

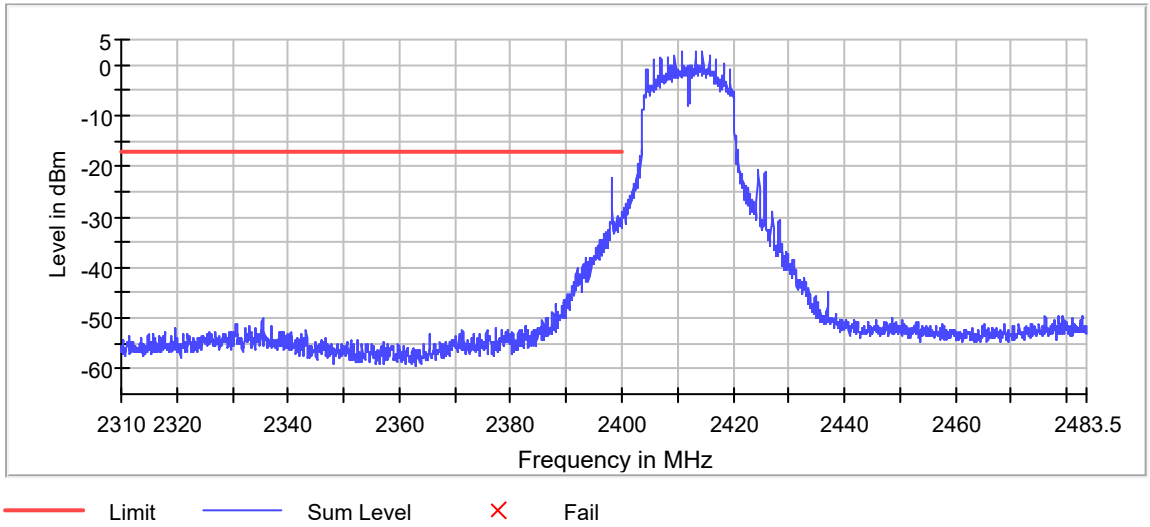

Manufacturer : Industrial Scientific Corporation
Test Item : Gas Monitor
Model No. : Ventis Pro 4 and Ventis Pro 5
Serial No. : WiFi Board Unit #2
Test Mode : Transmit at 2412MHz, 802.11g, 12Mbps, power setting = 0
Test Performed : Low Band Edge
Test Date : January 14, 2019

In band Peak

Frequency (MHz)	Level (dBm)
2414.475000	2.8

Measurements

Frequency (MHz)	Level (dBm)	Margin (dB)	Limit (dBm)	Result
2398.225000	-21.0	3.8	-17.2	PASS
2398.175000	-21.4	4.2	-17.2	PASS
2398.275000	-21.7	4.5	-17.2	PASS
2398.125000	-23.8	6.6	-17.2	PASS
2398.325000	-24.0	6.8	-17.2	PASS
2399.475000	-27.9	10.7	-17.2	PASS
2399.525000	-27.9	10.7	-17.2	PASS
2398.075000	-28.4	11.2	-17.2	PASS
2396.925000	-28.4	11.2	-17.2	PASS
2399.725000	-28.5	11.3	-17.2	PASS
2396.875000	-28.6	11.4	-17.2	PASS
2399.675000	-28.6	11.4	-17.2	PASS
2399.425000	-29.2	12.0	-17.2	PASS
2398.375000	-29.3	12.1	-17.2	PASS
2399.575000	-29.4	12.2	-17.2	PASS

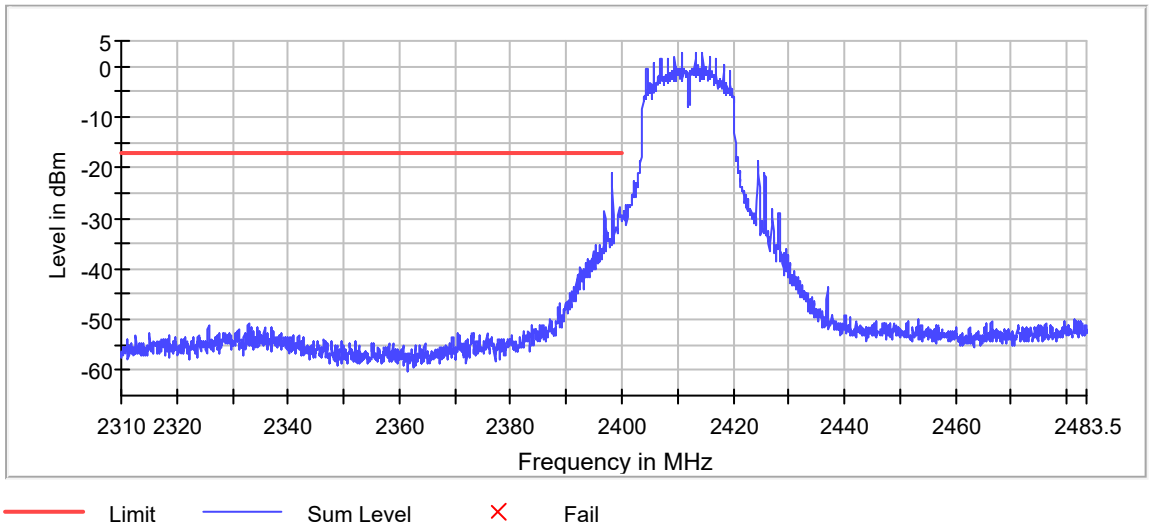

Manufacturer : Industrial Scientific Corporation
Test Item : Gas Monitor
Model No. : Ventis Pro 4 and Ventis Pro 5
Serial No. : WiFi Board Unit #2
Test Mode : Transmit at 2412MHz, 802.11g, 18Mbps, power setting = 0
Test Performed : Low Band Edge
Test Date : January 14, 2019

In band Peak

Frequency (MHz)	Level (dBm)
2414.475000	3.0

Measurements

Frequency (MHz)	Level (dBm)	Margin (dB)	Limit (dBm)	Result
2398.225000	-22.0	4.9	-17.0	PASS
2398.175000	-22.0	5.0	-17.0	PASS
2398.125000	-23.3	6.2	-17.0	PASS
2398.275000	-23.7	6.7	-17.0	PASS
2398.075000	-25.9	8.9	-17.0	PASS
2398.325000	-27.4	10.4	-17.0	PASS
2397.075000	-27.9	10.9	-17.0	PASS
2397.025000	-28.0	11.0	-17.0	PASS
2399.775000	-28.6	11.6	-17.0	PASS
2399.725000	-28.7	11.7	-17.0	PASS
2397.125000	-28.7	11.7	-17.0	PASS
2399.825000	-28.8	11.8	-17.0	PASS
2396.975000	-29.4	12.4	-17.0	PASS
2399.975000	-29.4	12.4	-17.0	PASS
2399.675000	-29.7	12.7	-17.0	PASS

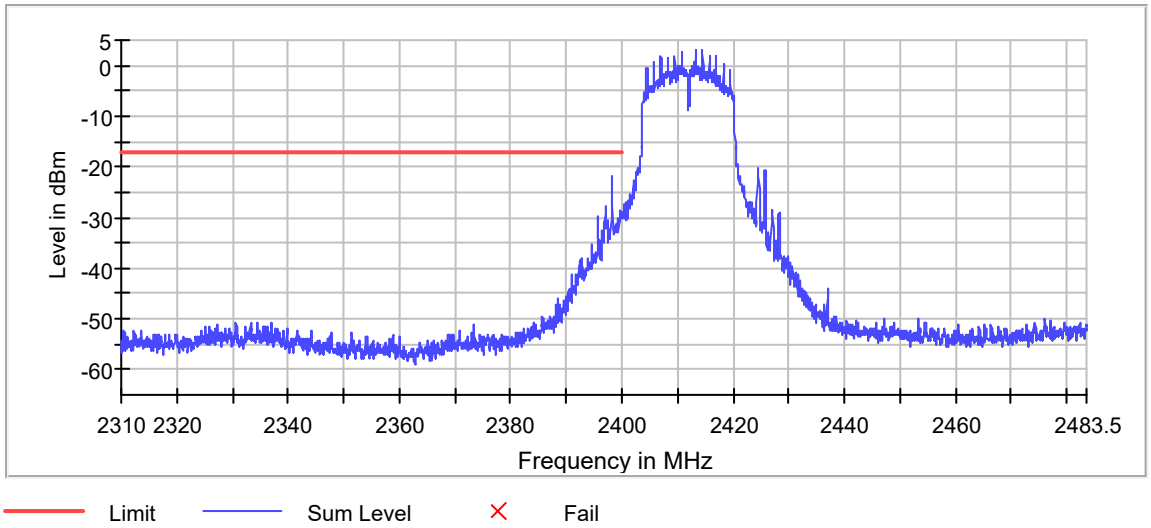

Manufacturer : Industrial Scientific Corporation
Test Item : Gas Monitor
Model No. : Ventis Pro 4 and Ventis Pro 5
Serial No. : WiFi Board Unit #2
Test Mode : Transmit at 2412MHz, 802.11g, 24Mbps, power setting = 0
Test Performed : Low Band Edge
Test Date : January 14, 2019

In band Peak

Frequency (MHz)	Level (dBm)
2414.475000	1.8

Measurements

Frequency (MHz)	Level (dBm)	Margin (dB)	Limit (dBm)	Result
2399.825000	-27.2	9.0	-18.2	PASS
2399.775000	-27.4	9.2	-18.2	PASS
2399.875000	-28.1	9.9	-18.2	PASS
2399.525000	-28.2	10.0	-18.2	PASS
2399.475000	-28.3	10.1	-18.2	PASS
2399.225000	-28.8	10.6	-18.2	PASS
2399.275000	-28.9	10.7	-18.2	PASS
2399.325000	-29.2	11.0	-18.2	PASS
2399.725000	-29.4	11.2	-18.2	PASS
2399.175000	-29.5	11.3	-18.2	PASS
2399.125000	-29.6	11.4	-18.2	PASS
2398.275000	-29.7	11.5	-18.2	PASS
2398.325000	-29.9	11.7	-18.2	PASS
2399.025000	-30.0	11.8	-18.2	PASS
2399.925000	-30.1	11.9	-18.2	PASS

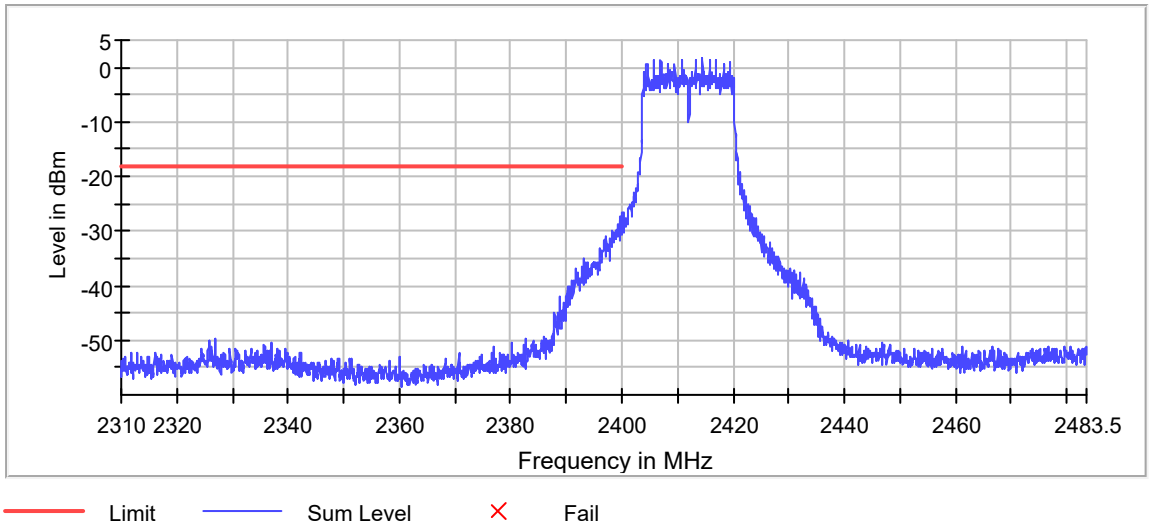

Manufacturer : Industrial Scientific Corporation
Test Item : Gas Monitor
Model No. : Ventis Pro 4 and Ventis Pro 5
Serial No. : WiFi Board Unit #2
Test Mode : Transmit at 2412MHz, 802.11g, 36Mbps, power setting = 0
Test Performed : Low Band Edge
Test Date : January 14, 2019

In band Peak

Frequency (MHz)	Level (dBm)
2414.475000	1.8

Measurements

Frequency (MHz)	Level (dBm)	Margin (dB)	Limit (dBm)	Result
2399.775000	-28.3	10.1	-18.2	PASS
2397.875000	-28.8	10.6	-18.2	PASS
2398.825000	-28.9	10.7	-18.2	PASS
2397.925000	-29.0	10.8	-18.2	PASS
2399.225000	-29.1	10.9	-18.2	PASS
2399.825000	-29.2	11.0	-18.2	PASS
2398.875000	-29.2	11.0	-18.2	PASS
2399.975000	-29.3	11.1	-18.2	PASS
2399.475000	-29.3	11.1	-18.2	PASS
2399.725000	-29.3	11.1	-18.2	PASS
2399.425000	-29.4	11.2	-18.2	PASS
2398.225000	-29.6	11.4	-18.2	PASS
2397.825000	-29.6	11.4	-18.2	PASS
2398.775000	-29.6	11.4	-18.2	PASS
2398.275000	-29.7	11.5	-18.2	PASS

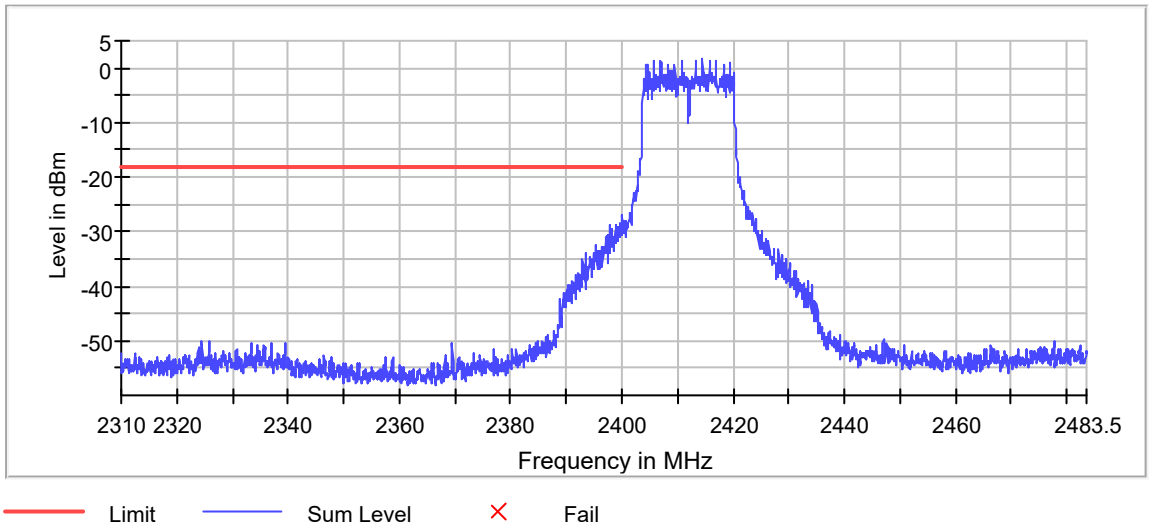

Manufacturer : Industrial Scientific Corporation
Test Item : Gas Monitor
Model No. : Ventis Pro 4 and Ventis Pro 5
Serial No. : WiFi Board Unit #2
Test Mode : Transmit at 2412MHz, 802.11g, 48Mbps, power setting = 0
Test Performed : Low Band Edge
Test Date : January 14, 2019

In band Peak

Frequency (MHz)	Level (dBm)
2414.475000	1.8

Measurements

Frequency (MHz)	Level (dBm)	Margin (dB)	Limit (dBm)	Result
2399.925000	-29.3	11.0	-18.2	PASS
2399.975000	-29.4	11.1	-18.2	PASS
2399.875000	-29.8	11.5	-18.2	PASS
2399.225000	-30.0	11.7	-18.2	PASS
2399.275000	-30.1	11.8	-18.2	PASS
2399.175000	-30.2	11.9	-18.2	PASS
2399.825000	-30.5	12.3	-18.2	PASS
2399.475000	-30.9	12.6	-18.2	PASS
2398.775000	-31.0	12.8	-18.2	PASS
2399.525000	-31.2	13.0	-18.2	PASS
2399.775000	-31.4	13.2	-18.2	PASS
2398.725000	-31.4	13.2	-18.2	PASS
2399.375000	-31.9	13.6	-18.2	PASS
2398.325000	-31.9	13.6	-18.2	PASS
2399.425000	-31.9	13.6	-18.2	PASS

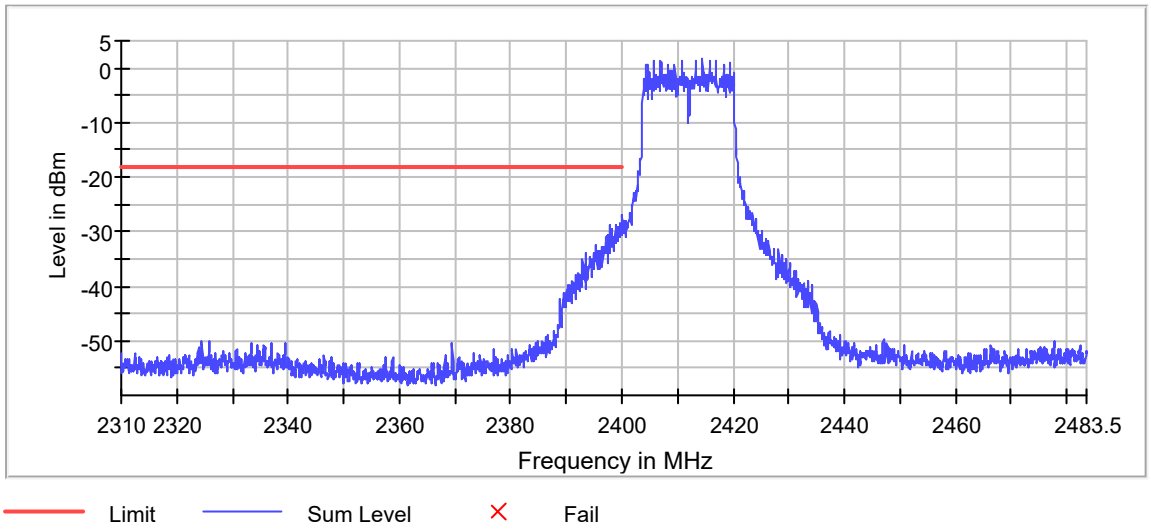

Manufacturer : Industrial Scientific Corporation
Test Item : Gas Monitor
Model No. : Ventis Pro 4 and Ventis Pro 5
Serial No. : WiFi Board Unit #2
Test Mode : Transmit at 2412MHz, 802.11g, 54Mbps, power setting = 0
Test Performed : Low Band Edge
Test Date : January 14, 2019

In band Peak

Frequency (MHz)	Level (dBm)
2414.475000	1.8

Measurements

Frequency (MHz)	Level (dBm)	Margin (dB)	Limit (dBm)	Result
2399.575000	-29.8	11.6	-18.2	PASS
2399.525000	-30.0	11.8	-18.2	PASS
2399.675000	-30.4	12.2	-18.2	PASS
2399.725000	-30.6	12.4	-18.2	PASS
2399.625000	-30.8	12.6	-18.2	PASS
2397.375000	-30.8	12.6	-18.2	PASS
2397.425000	-30.9	12.7	-18.2	PASS
2398.875000	-31.1	12.9	-18.2	PASS
2398.925000	-31.2	13.0	-18.2	PASS
2398.825000	-31.2	13.0	-18.2	PASS
2398.975000	-31.3	13.1	-18.2	PASS
2399.475000	-31.6	13.4	-18.2	PASS
2399.825000	-31.6	13.4	-18.2	PASS
2399.875000	-31.6	13.4	-18.2	PASS
2399.125000	-31.7	13.5	-18.2	PASS

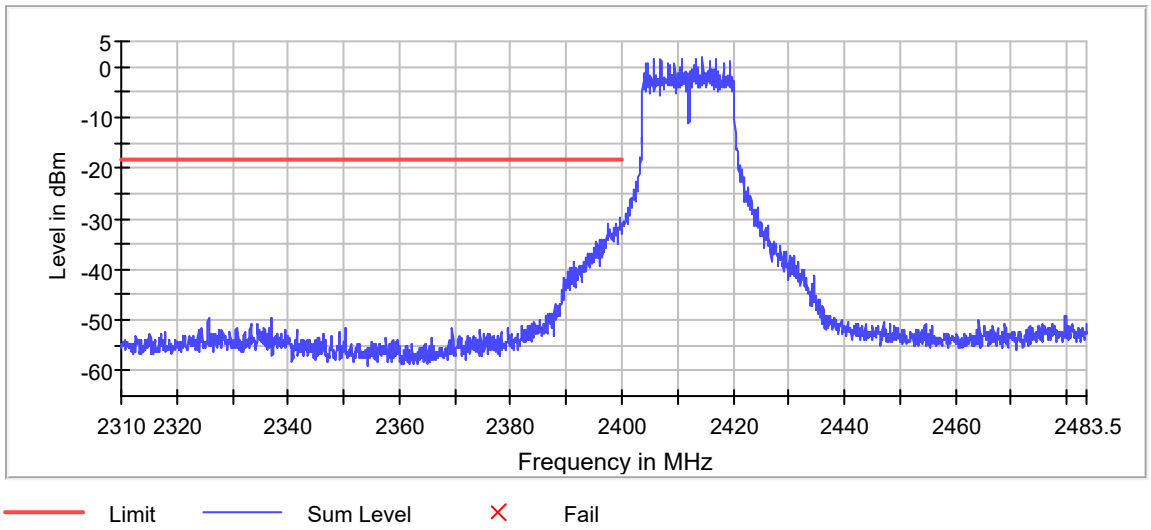

Manufacturer : Industrial Scientific Corporation
Test Item : Gas Monitor
Model No. : Ventis Pro 4 and Ventis Pro 5
Serial No. : WiFi Board Unit #2
Test Mode : Transmit at 2412MHz, 802.11n, MCS0, power setting = 0
Test Performed : Low Band Edge
Test Date : January 14, 2019

In band Peak

Frequency (MHz)	Level (dBm)
2414.475000	2.6

Measurements

Frequency (MHz)	Level (dBm)	Margin (dB)	Limit (dBm)	Result
2399.325000	-27.4	10.0	-17.4	PASS
2399.375000	-27.6	10.3	-17.4	PASS
2399.175000	-27.9	10.6	-17.4	PASS
2399.225000	-28.3	11.0	-17.4	PASS
2399.825000	-28.5	11.1	-17.4	PASS
2399.875000	-28.5	11.2	-17.4	PASS
2399.725000	-28.6	11.2	-17.4	PASS
2399.775000	-28.8	11.4	-17.4	PASS
2399.975000	-28.8	11.4	-17.4	PASS
2395.775000	-29.0	11.6	-17.4	PASS
2395.725000	-29.2	11.8	-17.4	PASS
2399.275000	-29.2	11.8	-17.4	PASS
2399.475000	-29.4	12.0	-17.4	PASS
2399.125000	-29.5	12.1	-17.4	PASS
2399.425000	-29.7	12.4	-17.4	PASS

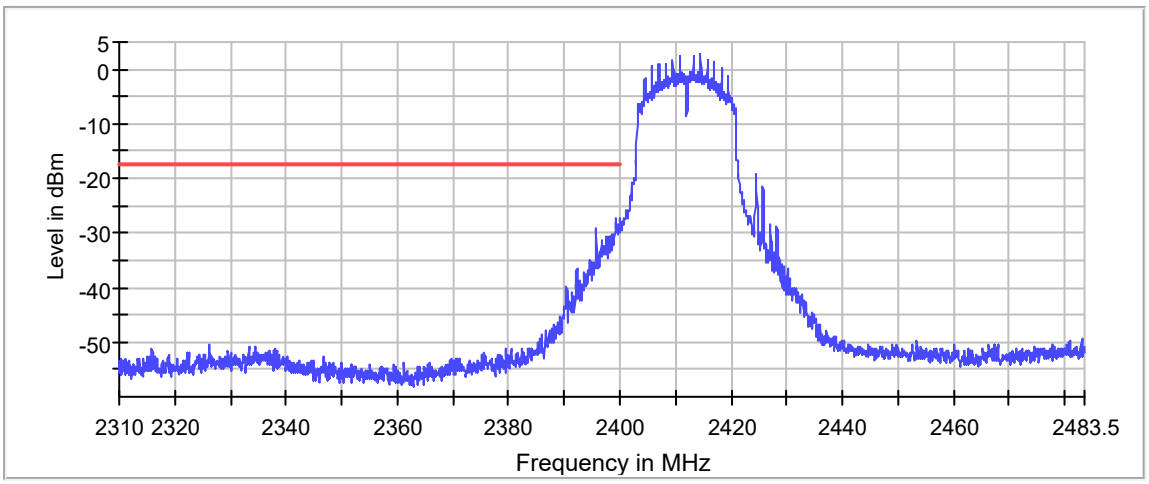

Limit Sum Level Fail

Manufacturer : Industrial Scientific Corporation
Test Item : Gas Monitor
Model No. : Ventis Pro 4 and Ventis Pro 5
Serial No. : WiFi Board Unit #2
Test Mode : Transmit at 2412MHz, 802.11n, MCS1, power setting = 0
Test Performed : Low Band Edge
Test Date : January 14, 2019

In band Peak

Frequency (MHz)	Level (dBm)
2414.475000	2.8

Measurements

Frequency (MHz)	Level (dBm)	Margin (dB)	Limit (dBm)	Result
2399.525000	-17.9	0.7	-17.2	PASS
2399.475000	-17.9	0.8	-17.2	PASS
2399.575000	-19.1	2.0	-17.2	PASS
2399.425000	-19.5	2.4	-17.2	PASS
2399.625000	-20.1	3.0	-17.2	PASS
2398.225000	-20.7	3.5	-17.2	PASS
2398.175000	-21.1	3.9	-17.2	PASS
2398.275000	-21.2	4.0	-17.2	PASS
2398.325000	-21.7	4.5	-17.2	PASS
2399.675000	-22.5	5.3	-17.2	PASS
2399.375000	-23.4	6.3	-17.2	PASS
2398.125000	-23.7	6.5	-17.2	PASS
2398.375000	-23.9	6.8	-17.2	PASS
2399.725000	-28.2	11.1	-17.2	PASS
2395.725000	-28.4	11.2	-17.2	PASS

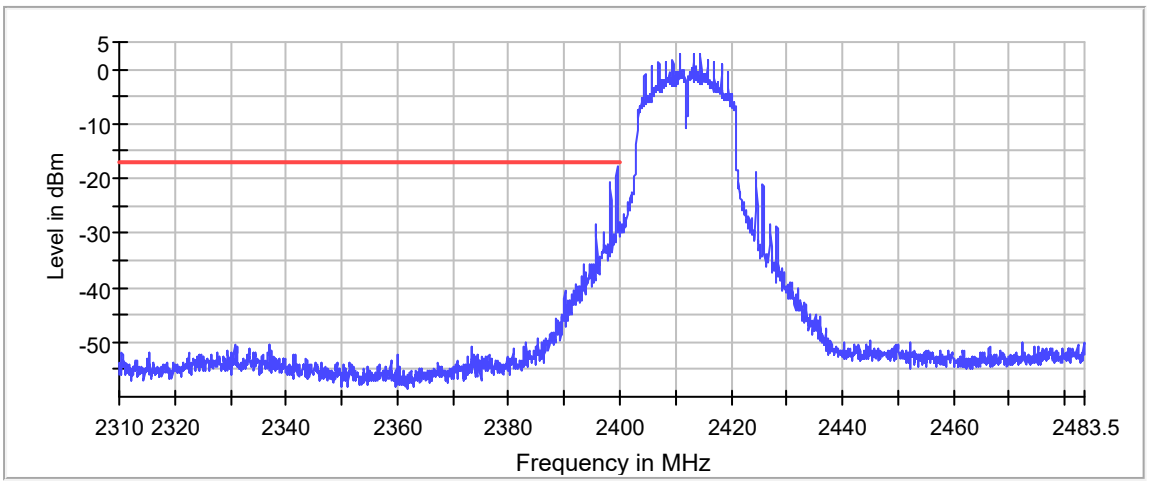

Limit Sum Level Fail

Manufacturer : Industrial Scientific Corporation
Test Item : Gas Monitor
Model No. : Ventis Pro 4 and Ventis Pro 5
Serial No. : WiFi Board Unit #2
Test Mode : Transmit at 2412MHz, 802.11n, MCS2, power setting = 0
Test Performed : Low Band Edge
Test Date : January 14, 2019

In band Peak

Frequency (MHz)	Level (dBm)
2414.475000	2.4

Measurements

Frequency (MHz)	Level (dBm)	Margin (dB)	Limit (dBm)	Result
2399.525000	-18.7	1.1	-17.6	PASS
2399.575000	-18.8	1.1	-17.6	PASS
2399.475000	-19.7	2.1	-17.6	PASS
2399.625000	-19.9	2.3	-17.6	PASS
2399.425000	-23.1	5.5	-17.6	PASS
2399.675000	-23.6	6.0	-17.6	PASS
2399.375000	-28.6	11.0	-17.6	PASS
2399.975000	-29.0	11.4	-17.6	PASS
2399.725000	-29.1	11.5	-17.6	PASS
2399.775000	-29.6	12.0	-17.6	PASS
2399.825000	-30.0	12.4	-17.6	PASS
2399.275000	-30.2	12.6	-17.6	PASS
2399.325000	-30.4	12.8	-17.6	PASS
2399.225000	-30.8	13.2	-17.6	PASS
2398.075000	-30.8	13.2	-17.6	PASS

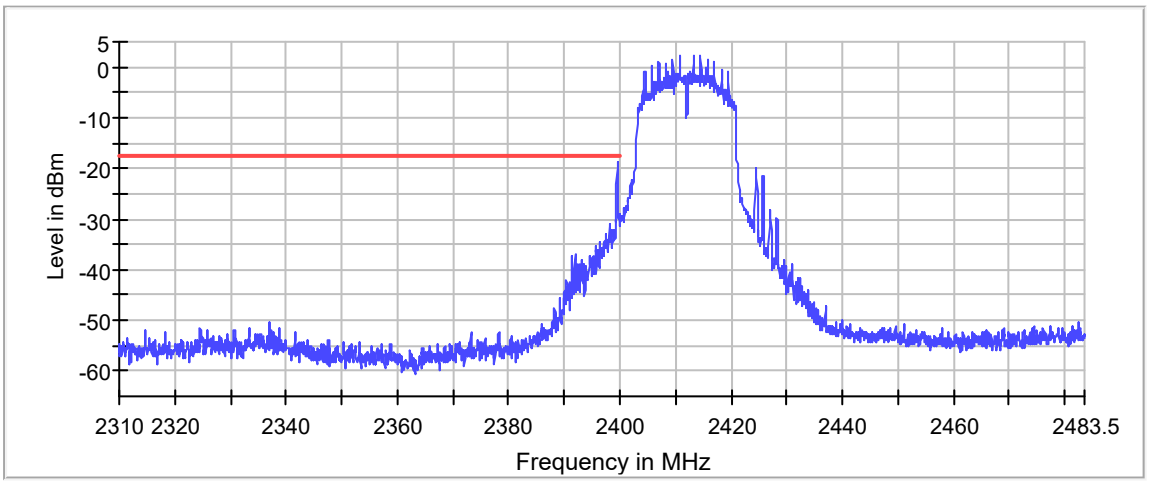

Limit Sum Level Fail

Manufacturer : Industrial Scientific Corporation
Test Item : Gas Monitor
Model No. : Ventis Pro 4 and Ventis Pro 5
Serial No. : WiFi Board Unit #2
Test Mode : Transmit at 2412MHz, 802.11n, MCS3, power setting = 0
Test Performed : Low Band Edge
Test Date : January 14, 2019

In band Peak

Frequency (MHz)	Level (dBm)
2414.475000	1.1

Measurements

Frequency (MHz)	Level (dBm)	Margin (dB)	Limit (dBm)	Result
2399.625000	-28.2	9.4	-18.9	PASS
2399.575000	-28.2	9.4	-18.9	PASS
2399.975000	-28.4	9.5	-18.9	PASS
2398.575000	-28.6	9.7	-18.9	PASS
2399.825000	-28.6	9.7	-18.9	PASS
2399.725000	-28.6	9.8	-18.9	PASS
2398.625000	-28.7	9.8	-18.9	PASS
2398.825000	-28.7	9.8	-18.9	PASS
2399.775000	-28.7	9.9	-18.9	PASS
2399.875000	-28.7	9.9	-18.9	PASS
2399.175000	-28.8	10.0	-18.9	PASS
2399.075000	-28.9	10.1	-18.9	PASS
2399.125000	-29.1	10.2	-18.9	PASS
2398.875000	-29.2	10.4	-18.9	PASS
2399.675000	-29.5	10.6	-18.9	PASS

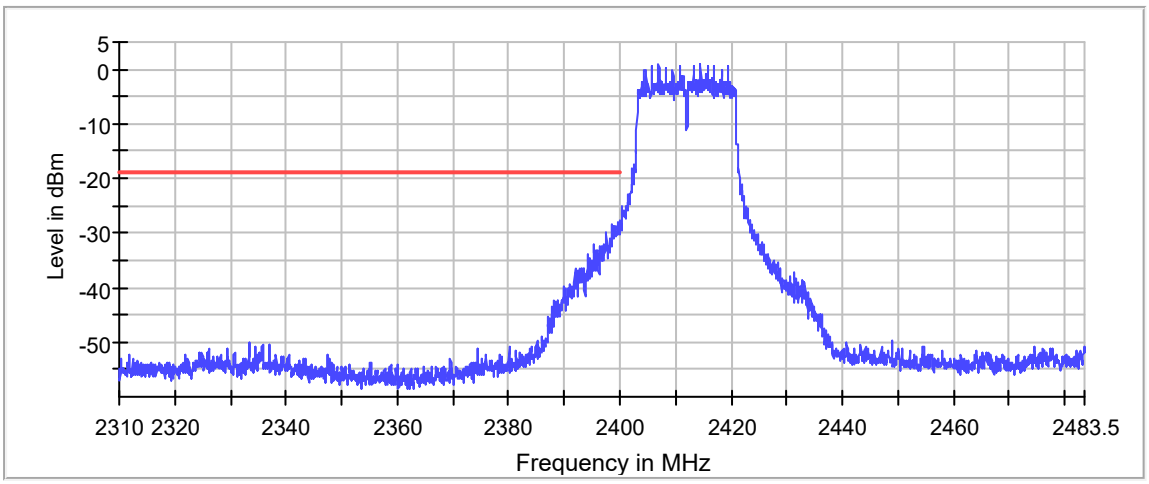

Limit Sum Level Fail

Manufacturer : Industrial Scientific Corporation
Test Item : Gas Monitor
Model No. : Ventis Pro 4 and Ventis Pro 5
Serial No. : WiFi Board Unit #2
Test Mode : Transmit at 2412MHz, 802.11n, MCS4, power setting = 0
Test Performed : Low Band Edge
Test Date : January 14, 2019

In band Peak

Frequency (MHz)	Level (dBm)
2414.475000	1.1

Measurements

Frequency (MHz)	Level (dBm)	Margin (dB)	Limit (dBm)	Result
2399.925000	-27.3	8.5	-18.9	PASS
2399.975000	-27.4	8.6	-18.9	PASS
2399.875000	-28.4	9.6	-18.9	PASS
2399.825000	-29.1	10.2	-18.9	PASS
2399.675000	-29.8	10.9	-18.9	PASS
2399.475000	-29.8	10.9	-18.9	PASS
2399.625000	-29.9	11.0	-18.9	PASS
2399.525000	-29.9	11.1	-18.9	PASS
2399.775000	-30.1	11.2	-18.9	PASS
2399.225000	-30.4	11.6	-18.9	PASS
2399.425000	-30.4	11.6	-18.9	PASS
2398.425000	-30.5	11.6	-18.9	PASS
2399.575000	-30.5	11.6	-18.9	PASS
2398.375000	-30.5	11.7	-18.9	PASS
2399.175000	-30.7	11.8	-18.9	PASS

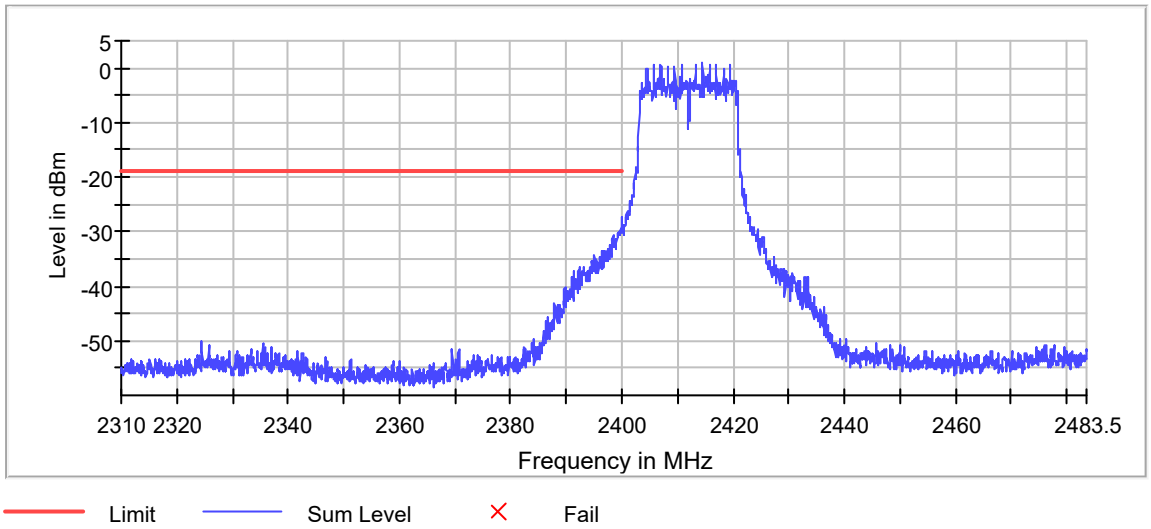

Manufacturer : Industrial Scientific Corporation
Test Item : Gas Monitor
Model No. : Ventis Pro 4 and Ventis Pro 5
Serial No. : WiFi Board Unit #2
Test Mode : Transmit at 2412MHz, 802.11n, MCS5, power setting = 0
Test Performed : Low Band Edge
Test Date : January 14, 2019

In band Peak

Frequency (MHz)	Level (dBm)
2414.475000	1.2

Measurements

Frequency (MHz)	Level (dBm)	Margin (dB)	Limit (dBm)	Result
2399.475000	-28.3	9.5	-18.8	PASS
2399.425000	-28.4	9.5	-18.8	PASS
2399.825000	-29.1	10.3	-18.8	PASS
2399.775000	-29.2	10.4	-18.8	PASS
2399.575000	-29.9	11.0	-18.8	PASS
2399.525000	-29.9	11.0	-18.8	PASS
2399.925000	-30.0	11.1	-18.8	PASS
2399.975000	-30.0	11.2	-18.8	PASS
2399.675000	-30.0	11.2	-18.8	PASS
2399.875000	-30.1	11.3	-18.8	PASS
2399.625000	-30.1	11.3	-18.8	PASS
2399.725000	-30.5	11.7	-18.8	PASS
2398.675000	-30.8	12.0	-18.8	PASS
2399.375000	-31.0	12.2	-18.8	PASS
2398.625000	-31.1	12.2	-18.8	PASS

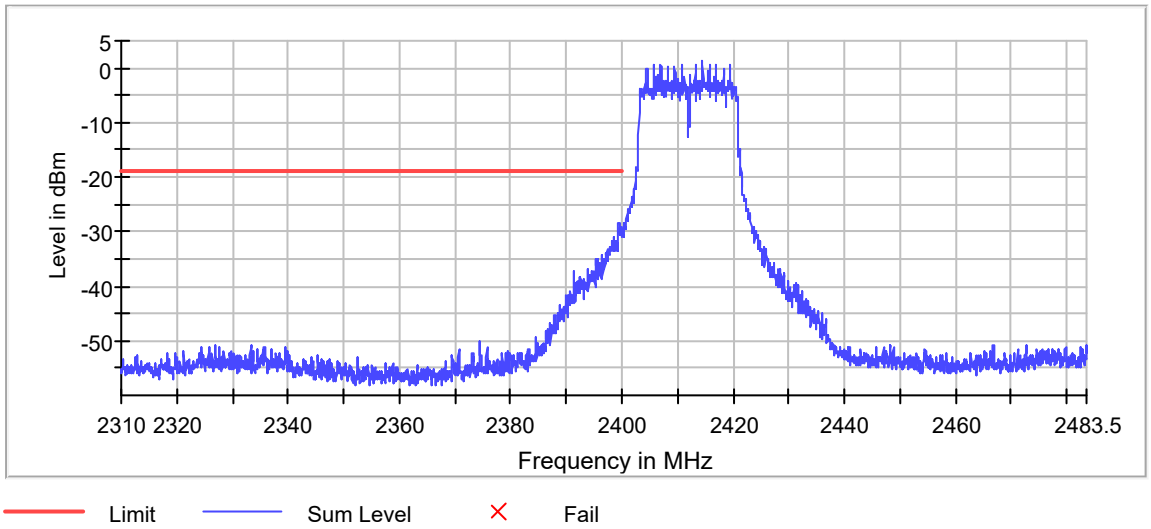

Manufacturer : Industrial Scientific Corporation
Test Item : Gas Monitor
Model No. : Ventis Pro 4 and Ventis Pro 5
Serial No. : WiFi Board Unit #2
Test Mode : Transmit at 2412MHz, 802.11n, MCS6, power setting = 0
Test Performed : Low Band Edge
Test Date : January 14, 2019

In band Peak

Frequency (MHz)	Level (dBm)
2414.475000	1.1

Measurements

Frequency (MHz)	Level (dBm)	Margin (dB)	Limit (dBm)	Result
2399.775000	-28.1	9.2	-18.9	PASS
2399.525000	-28.1	9.3	-18.9	PASS
2399.825000	-28.2	9.4	-18.9	PASS
2399.475000	-28.5	9.6	-18.9	PASS
2399.575000	-28.6	9.7	-18.9	PASS
2399.175000	-28.8	9.9	-18.9	PASS
2399.225000	-29.3	10.5	-18.9	PASS
2399.125000	-29.3	10.5	-18.9	PASS
2399.675000	-29.5	10.6	-18.9	PASS
2399.975000	-29.7	10.8	-18.9	PASS
2399.875000	-29.9	11.1	-18.9	PASS
2399.425000	-29.9	11.1	-18.9	PASS
2399.925000	-30.0	11.1	-18.9	PASS
2399.625000	-30.1	11.2	-18.9	PASS
2399.375000	-30.3	11.5	-18.9	PASS

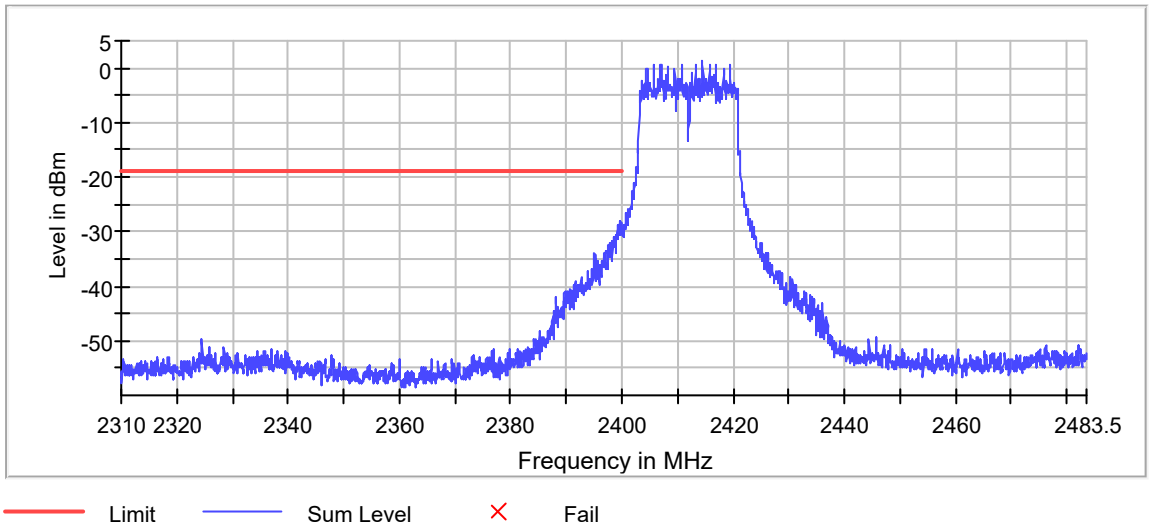

Manufacturer : Industrial Scientific Corporation
Test Item : Gas Monitor
Model No. : Ventis Pro 4 and Ventis Pro 5
Serial No. : WiFi Board Unit #2
Test Mode : Transmit at 2412MHz, 802.11n, MCS7, power setting = 0
Test Performed : Low Band Edge
Test Date : January 14, 2019

In band Peak

Frequency (MHz)	Level (dBm)
2414.475000	0.2

Measurements

Frequency (MHz)	Level (dBm)	Margin (dB)	Limit (dBm)	Result
2399.825000	-28.4	8.6	-19.8	PASS
2399.875000	-28.8	9.1	-19.8	PASS
2399.775000	-29.6	9.8	-19.8	PASS
2398.975000	-30.9	11.2	-19.8	PASS
2399.025000	-31.1	11.3	-19.8	PASS
2399.425000	-31.6	11.8	-19.8	PASS
2399.475000	-31.8	12.0	-19.8	PASS
2399.675000	-31.9	12.1	-19.8	PASS
2399.725000	-32.2	12.4	-19.8	PASS
2399.625000	-32.2	12.4	-19.8	PASS
2399.925000	-32.6	12.9	-19.8	PASS
2399.975000	-32.9	13.1	-19.8	PASS
2399.175000	-32.9	13.2	-19.8	PASS
2399.375000	-33.0	13.2	-19.8	PASS
2399.125000	-33.0	13.2	-19.8	PASS

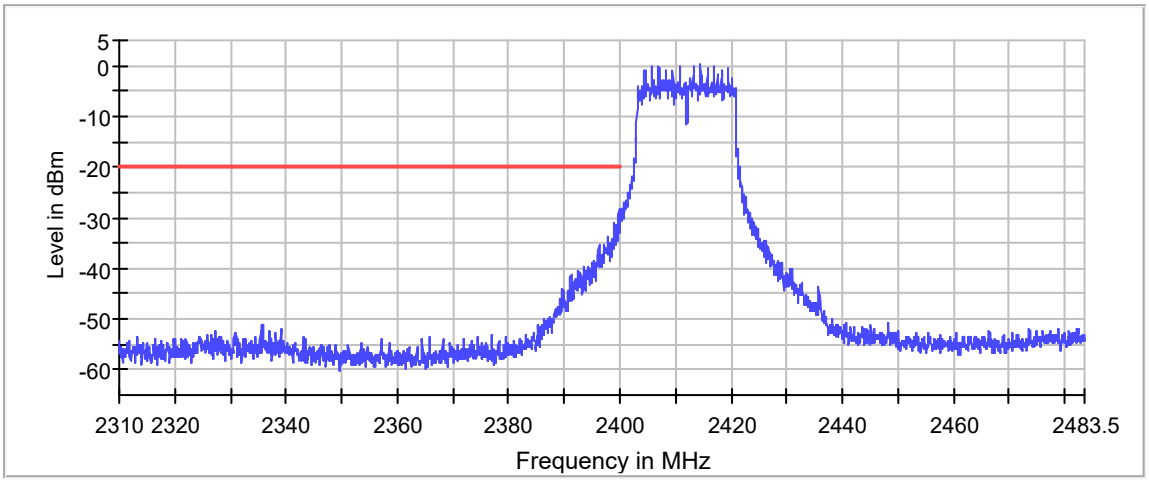

Limit Sum Level Fail

Manufacturer : Industrial Scientific Corporation
Test Item : Gas Monitor
Model No. : Ventis Pro 5
Serial No. : 18103FE-007
Mode : Transmit at 2462MHz, 802.11b 5.5Mbps, power = 0
Test Specification : FCC-15.247, RSS-247 Peak Radiated Emissions at High Band Edge
Date : January 17, 2019
Test Distance : 3 meters
Notes : Peak Detector with 1MHz Resolution Bandwidth

Freq. MHz	Ant Pol	Meter Reading (dBuV)	Ambient	CBL Fac (dB)	Ant Fac (dB)	Pre Amp (dB)	Peak Total dBuV/m at 3m	Peak Total uV/m at 3 m	Peak Limit uV/m at 3 m	Margin (dB)
2483.50	H	22.9		2.7	33.6	0.0	59.2	913.2	5000.0	-14.8
2483.50	V	23.3		2.7	33.6	0.0	59.6	956.2	5000.0	-14.4

Total (dBuV/m) = Meter Reading + CBL FAC + Ant Fac + Pre Amp

Manufacturer : Industrial Scientific Corporation
Test Item : Gas Monitor
Model No. : Ventis Pro 5
Serial No. : 18103FE-007
Mode : Transmit at 2462MHz, 802.11b 5.5Mbps, power = 0
Test Specification : FCC-15.247, RSS-247 Average Radiated Emissions at High Band Edge
Date : January 17, 2019
Test Distance : 3 meters
Notes : Average Detector with 1MHz Resolution Bandwidth

Freq. MHz	Ant Pol	Meter Reading (dBuV)	Ambient	CBL Fac (dB)	Ant Fac (dB)	Pre Amp (dB)	Duty Cycle (dB)	Average Total dBuV/m at 3m	Average Total uV/m at 3 m	Average Limit uV/m at 3 m	Margin (dB)
2483.50	H	8.6		2.7	33.6	0.0	0.8	45.7	193.0	500.0	-8.3
2483.50	V	9.1		2.7	33.6	0.0	0.8	46.2	204.4	500.0	-7.8

Total (dBuV/m) = Meter Reading + CBL FAC + Ant Fac + Pre Amp + Duty Cycle

Manufacturer : Industrial Scientific Corporation
Test Item : Gas Monitor
Model No. : Ventis Pro 5
Serial No. : 18103FE-007
Mode : Transmit at 2462MHz, 802.11g 36Mbps, power = 0
Test Specification : FCC-15.247, RSS-247 Peak Radiated Emissions at High Band Edge
Date : January 17, 2019
Test Distance : 3 meters
Notes : Peak Detector with 1MHz Resolution Bandwidth

Freq. MHz	Ant Pol	Meter Reading (dBuV)	Ambient	CBL Fac (dB)	Ant Fac (dB)	Pre Amp (dB)	Peak Total dBuV/m at 3m	Peak Total uV/m at 3 m	Peak Limit uV/m at 3 m	Margin (dB)
2483.50	H	22.5		2.7	33.6	0.0	58.8	872.1	5000.0	-15.2
2483.50	V	20.9		2.7	33.6	0.0	57.2	725.4	5000.0	-16.8

Total (dBuV/m) = Meter Reading + CBL FAC + Ant Fac + Pre Amp

Manufacturer : Industrial Scientific Corporation
Test Item : Gas Monitor
Model No. : Ventis Pro 5
Serial No. : 18103FE-007
Mode : Transmit at 2462MHz, 802.11g 36Mbps, power = 0
Test Specification : FCC-15.247, RSS-247 Average Radiated Emissions at High Band Edge
Date : January 17, 2019
Test Distance : 3 meters
Notes : Average Detector with 1MHz Resolution Bandwidth

Freq. MHz	Ant Pol	Meter Reading (dBuV)	Ambient	CBL Fac (dB)	Ant Fac (dB)	Pre Amp (dB)	Duty Cycle (dB)	Average Total dBuV/m at 3m	Average Total uV/m at 3 m	Average Limit uV/m at 3 m	Margin (dB)
2483.50	H	2.8		2.7	33.6	0.0	6.6	45.7	193.0	500.0	-8.3
2483.50	V	2.4		2.7	33.6	0.0	6.6	45.3	184.3	500.0	-8.7

Total (dBuV/m) = Meter Reading + CBL FAC + Ant Fac + Pre Amp + Duty Cycle

Manufacturer : Industrial Scientific Corporation
Test Item : Gas Monitor
Model No. : Ventis Pro 5
Serial No. : 18103FE-007
Mode : Transmit at 2462MHz, 802.11n MCS0, power = 0
Test Specification : FCC-15.247, RSS-247 Peak Radiated Emissions at High Band Edge
Date : January 17, 2019
Test Distance : 3 meters
Notes : Peak Detector with 1MHz Resolution Bandwidth

Freq. MHz	Ant Pol	Meter Reading (dBuV)	Ambient	CBL Fac (dB)	Ant Fac (dB)	Pre Amp (dB)	Peak Total dBuV/m at 3m	Peak Total uV/m at 3 m	Peak Limit uV/m at 3 m	Margin (dB)
2483.50	H	33.7		2.7	33.6	0.0	70.0	3166.4	5000.0	-4.0
2483.50	V	32.1		2.7	33.6	0.0	68.4	2633.7	5000.0	-5.6

Total (dBuV/m) = Meter Reading + CBL FAC + Ant Fac + Pre Amp

Manufacturer : Industrial Scientific Corporation
Test Item : Gas Monitor
Model No. : Ventis Pro 5
Serial No. : 18103FE-007
Mode : Transmit at 2462MHz, 802.11n MCS0, power = 0
Test Specification : FCC-15.247, RSS-247 Average Radiated Emissions at High Band Edge
Date : January 17, 2019
Test Distance : 3 meters
Notes : Average Detector with 1MHz Resolution Bandwidth

Freq. MHz	Ant Pol	Meter Reading (dBuV)	Ambient	CBL Fac (dB)	Ant Fac (dB)	Pre Amp (dB)	Duty Cycle (dB)	Average Total dBuV/m at 3m	Average Total uV/m at 3 m	Average Limit uV/m at 3 m	Margin (dB)
2483.50	H	13.5		2.7	33.6	0.0	0.7	50.5	333.5	500.0	-3.5
2483.50	V	11.9		2.7	33.6	0.0	0.7	48.9	277.4	500.0	-5.1

Total (dBuV/m) = Meter Reading + CBL FAC + Ant Fac + Pre Amp + Duty Cycle

Manufacturer : Industrial Scientific Corporation
Test Item : Gas Monitor
Model No. : Ventis Pro 4 and Ventis Pro 5
Serial No. : WiFi Board Unit #2
Test Mode : Transmit at 2412MHz, 802.11b, 1Mbps, power setting = 0
Test Performed : Power Spectral Density
Test Date : January 14, 2019

DUT Frequency (MHz)	Frequency (MHz)	PSD (dBm)	RBW (kHz)	Limit Max (dBm)	Result
2412.000000	2412.975000	6.898	100	8.0	PASS

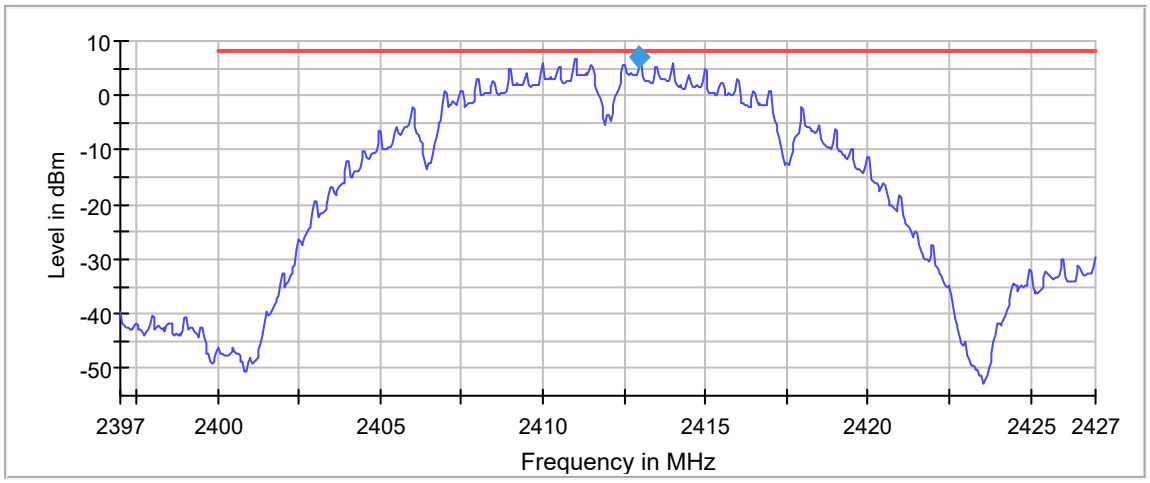

Limit Sum Level PSD

Manufacturer : Industrial Scientific Corporation
Test Item : Gas Monitor
Model No. : Ventis Pro 4 and Ventis Pro 5
Serial No. : WiFi Board Unit #2
Test Mode : Transmit at 2437MHz, 802.11b, 1Mbps, power setting = 0
Test Performed : Power Spectral Density
Test Date : January 14, 2019

DUT Frequency (MHz)	Frequency (MHz)	PSD (dBm)	RBW (kHz)	Limit Max (dBm)	Result
2437.000000	2437.975000	7.142	100	8.0	PASS

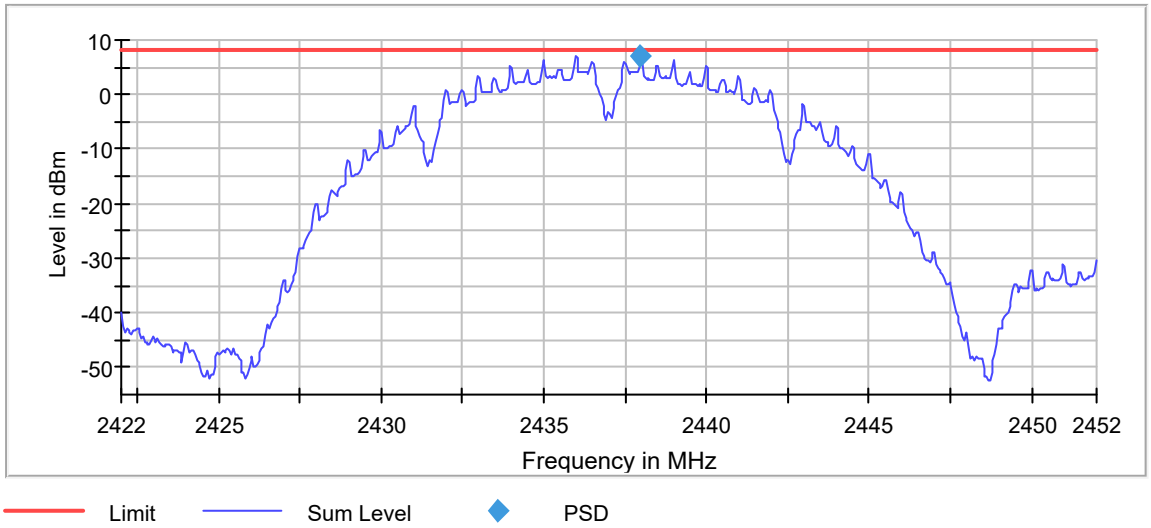

Manufacturer : Industrial Scientific Corporation
Test Item : Gas Monitor
Model No. : Ventis Pro 4 and Ventis Pro 5
Serial No. : WiFi Board Unit #2
Test Mode : Transmit at 2462MHz, 802.11b, 1Mbps, power setting = 0
Test Performed : Power Spectral Density
Test Date : January 14, 2019

DUT Frequency (MHz)	Frequency (MHz)	PSD (dBm)	RBW (kHz)	Limit Max (dBm)	Result
2462.000000	2460.975000	7.585	100	8.0	PASS

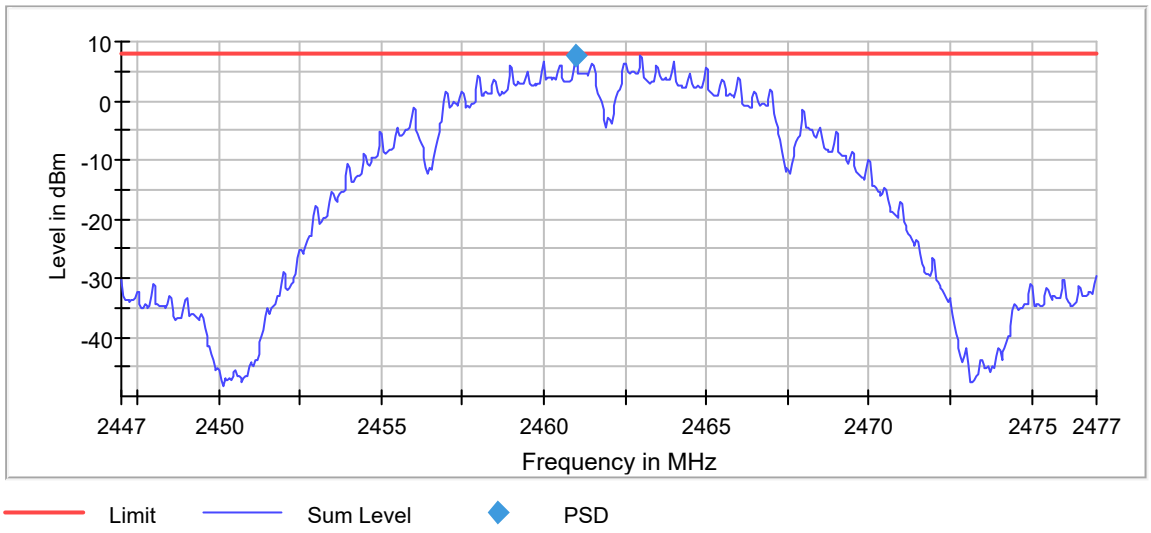

Manufacturer : Industrial Scientific Corporation
Test Item : Gas Monitor
Model No. : Ventis Pro 4 and Ventis Pro 5
Serial No. : WiFi Board Unit #2
Test Mode : Transmit at 2412MHz, 802.11b, 2Mbps, power setting = 0
Test Performed : Power Spectral Density
Test Date : January 14, 2019

DUT Frequency (MHz)	Frequency (MHz)	PSD (dBm)	RBW (kHz)	Limit Max (dBm)	Result
2412.000000	2411.125000	5.413	100	8.0	PASS

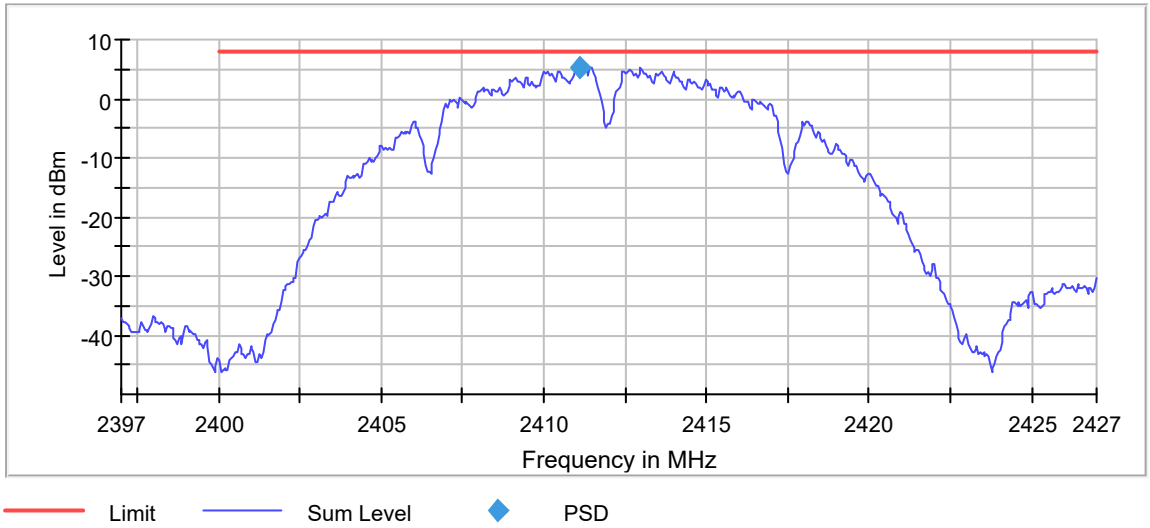

Manufacturer : Industrial Scientific Corporation
Test Item : Gas Monitor
Model No. : Ventis Pro 4 and Ventis Pro 5
Serial No. : WiFi Board Unit #2
Test Mode : Transmit at 2437MHz, 802.11b, 2Mbps, power setting = 0
Test Performed : Power Spectral Density
Test Date : January 14, 2019

DUT Frequency (MHz)	Frequency (MHz)	PSD (dBm)	RBW (kHz)	Limit Max (dBm)	Result
2437.000000	2437.625000	5.821	100	8.0	PASS

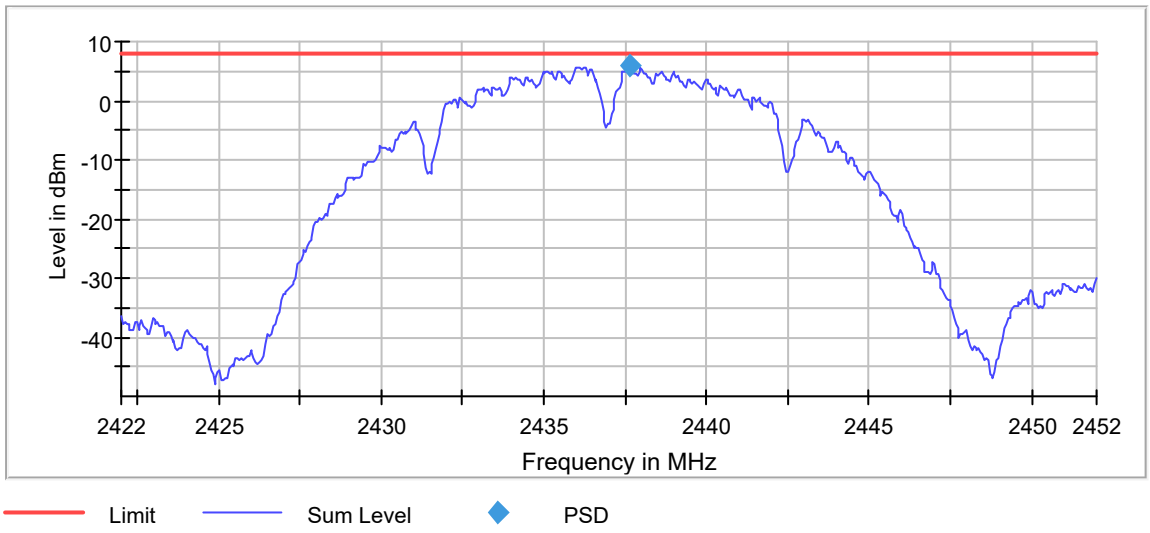

Manufacturer : Industrial Scientific Corporation
Test Item : Gas Monitor
Model No. : Ventis Pro 4 and Ventis Pro 5
Serial No. : WiFi Board Unit #2
Test Mode : Transmit at 2462MHz, 802.11b, 2Mbps, power setting = 0
Test Performed : Power Spectral Density
Test Date : January 14, 2019

DUT Frequency (MHz)	Frequency (MHz)	PSD (dBm)	RBW (kHz)	Limit Max (dBm)	Result
2462.000000	2462.625000	6.323	100	8.0	PASS

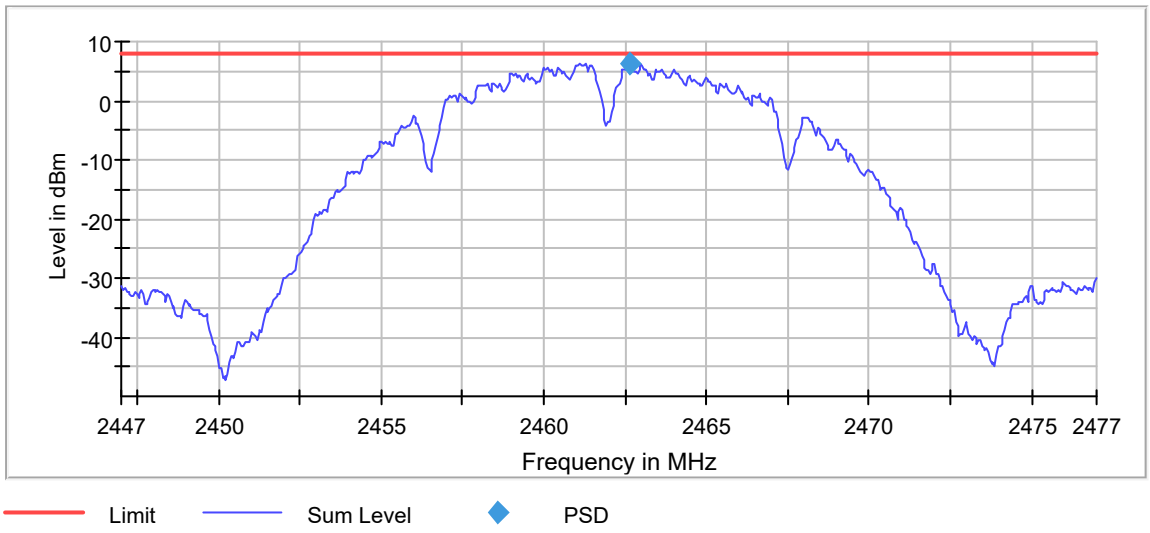

Manufacturer : Industrial Scientific Corporation
Test Item : Gas Monitor
Model No. : Ventis Pro 4 and Ventis Pro 5
Serial No. : WiFi Board Unit #2
Test Mode : Transmit at 2412MHz, 802.11b, 5.5Mbps, power setting = 0
Test Performed : Power Spectral Density
Test Date : January 14, 2019

DUT Frequency (MHz)	Frequency (MHz)	PSD (dBm)	RBW (kHz)	Limit Max (dBm)	Result
2412.000000	2410.775000	7.156	100	8.0	PASS

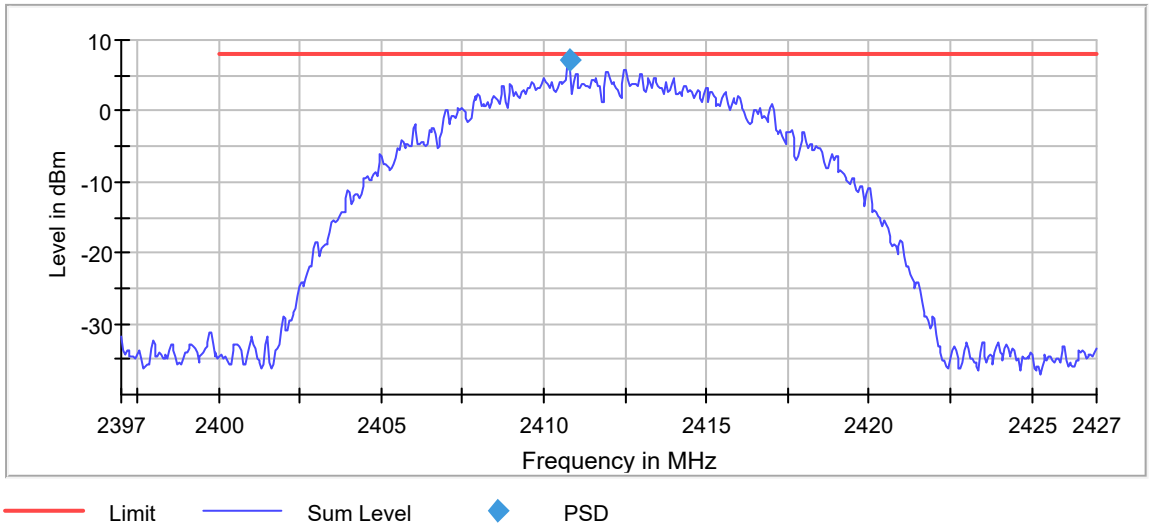

Manufacturer : Industrial Scientific Corporation
Test Item : Gas Monitor
Model No. : Ventis Pro 4 and Ventis Pro 5
Serial No. : WiFi Board Unit #2
Test Mode : Transmit at 2437MHz, 802.11b, 5.5Mbps, power setting = 0
Test Performed : Power Spectral Density
Test Date : January 14, 2019

DUT Frequency (MHz)	Frequency (MHz)	PSD (dBm)	RBW (kHz)	Limit Max (dBm)	Result
2437.000000	2435.775000	7.604	100	8.0	PASS

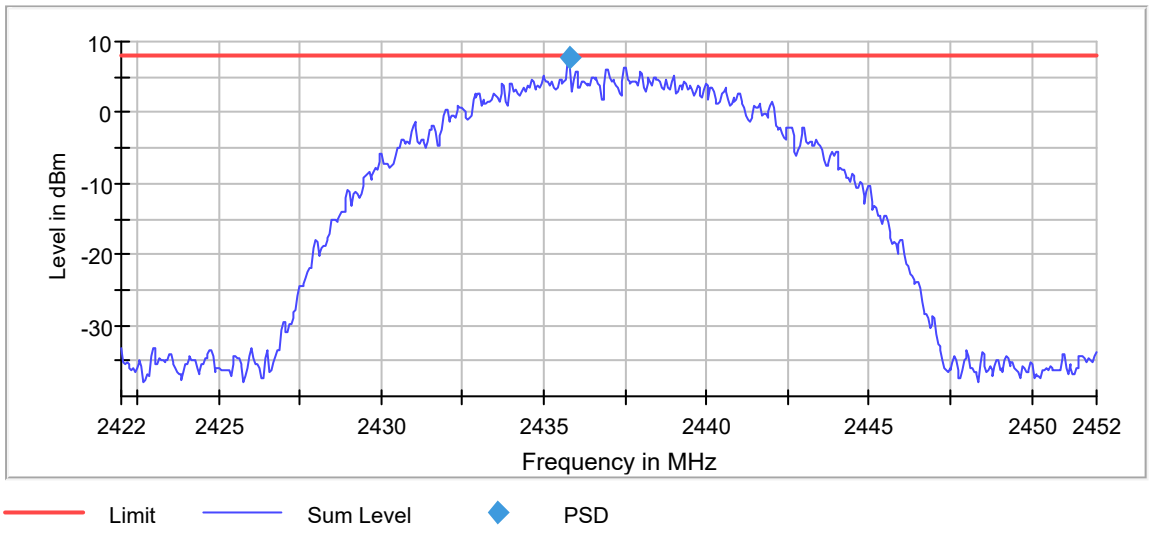

Manufacturer : Industrial Scientific Corporation
Test Item : Gas Monitor
Model No. : Ventis Pro 4 and Ventis Pro 5
Serial No. : WiFi Board Unit #2
Test Mode : Transmit at 2462MHz, 802.11b, 5.5Mbps, power setting = 0
Test Performed : Power Spectral Density
Test Date : January 14, 2019

DUT Frequency (MHz)	Frequency (MHz)	PSD (dBm)	RBW (kHz)	Limit Max (dBm)	Result
2462.000000	2460.734750	-8.294	3	8.0	PASS

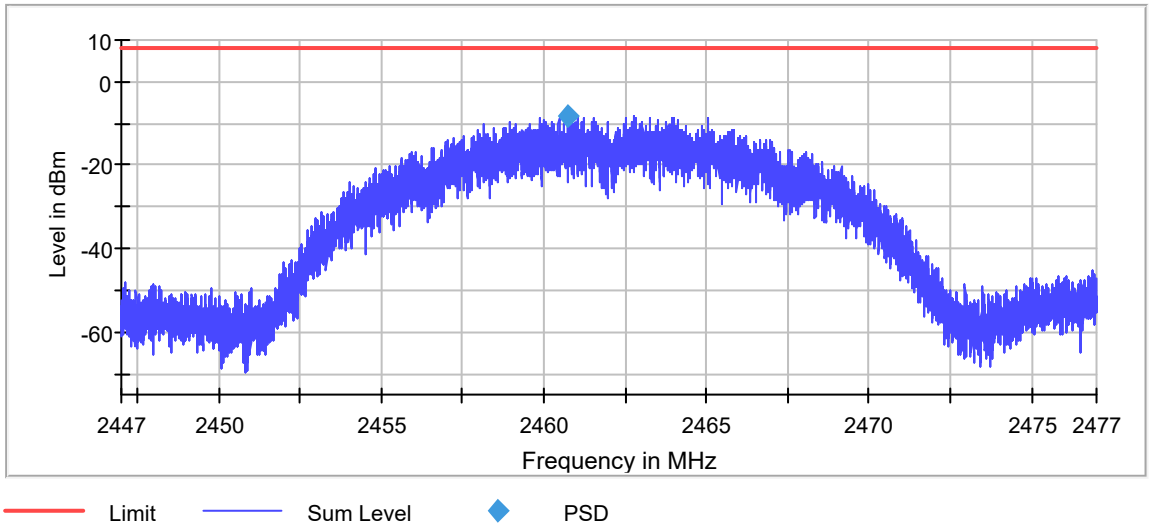

Manufacturer : Industrial Scientific Corporation
Test Item : Gas Monitor
Model No. : Ventis Pro 4 and Ventis Pro 5
Serial No. : WiFi Board Unit #2
Test Mode : Transmit at 2412MHz, 802.11b, 11Mbps, power setting = 0
Test Performed : Power Spectral Density
Test Date : January 14, 2019

DUT Frequency (MHz)	Frequency (MHz)	PSD (dBm)	RBW (kHz)	Limit Max (dBm)	Result
2412.000000	2412.975000	5.343	100	8.0	PASS

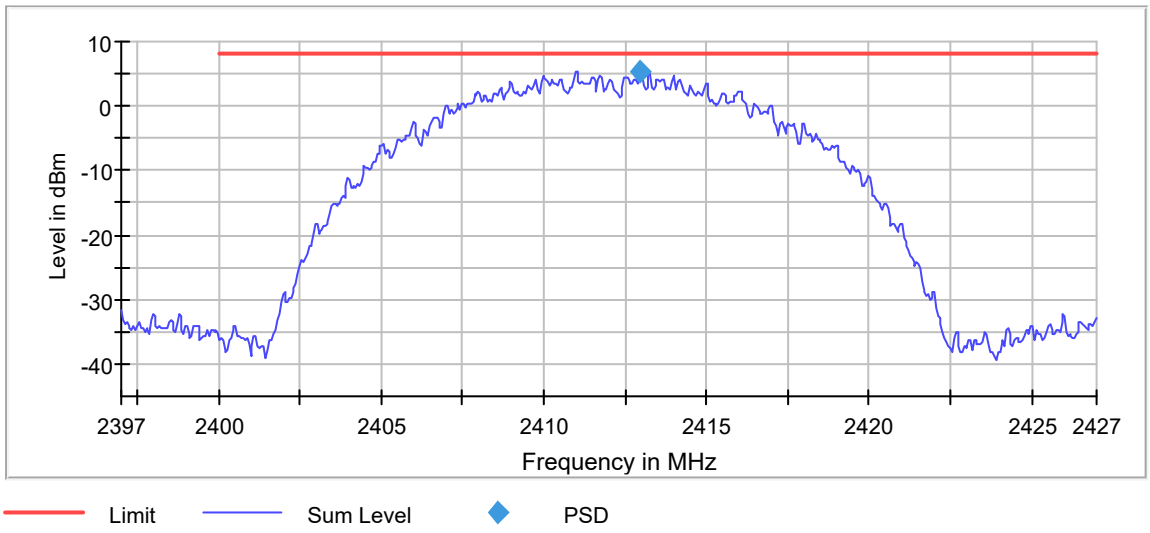

Manufacturer : Industrial Scientific Corporation
Test Item : Gas Monitor
Model No. : Ventis Pro 4 and Ventis Pro 5
Serial No. : WiFi Board Unit #2
Test Mode : Transmit at 2437MHz, 802.11b, 11Mbps, power setting = 0
Test Performed : Power Spectral Density
Test Date : January 14, 2019

DUT Frequency (MHz)	Frequency (MHz)	PSD (dBm)	RBW (kHz)	Limit Max (dBm)	Result
2437.000000	2437.975000	5.822	100	8.0	PASS

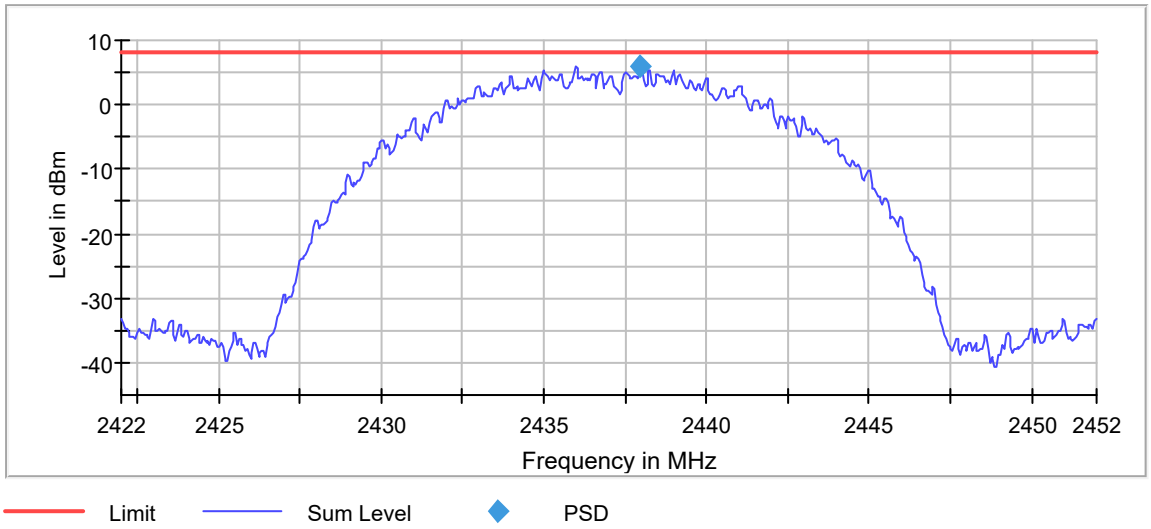

Manufacturer : Industrial Scientific Corporation
Test Item : Gas Monitor
Model No. : Ventis Pro 4 and Ventis Pro 5
Serial No. : WiFi Board Unit #2
Test Mode : Transmit at 2462MHz, 802.11b, 11Mbps, power setting = 0
Test Performed : Power Spectral Density
Test Date : January 14, 2019

DUT Frequency (MHz)	Frequency (MHz)	PSD (dBm)	RBW (kHz)	Limit Max (dBm)	Result
2462.000000	2460.975000	6.364	100	8.0	PASS

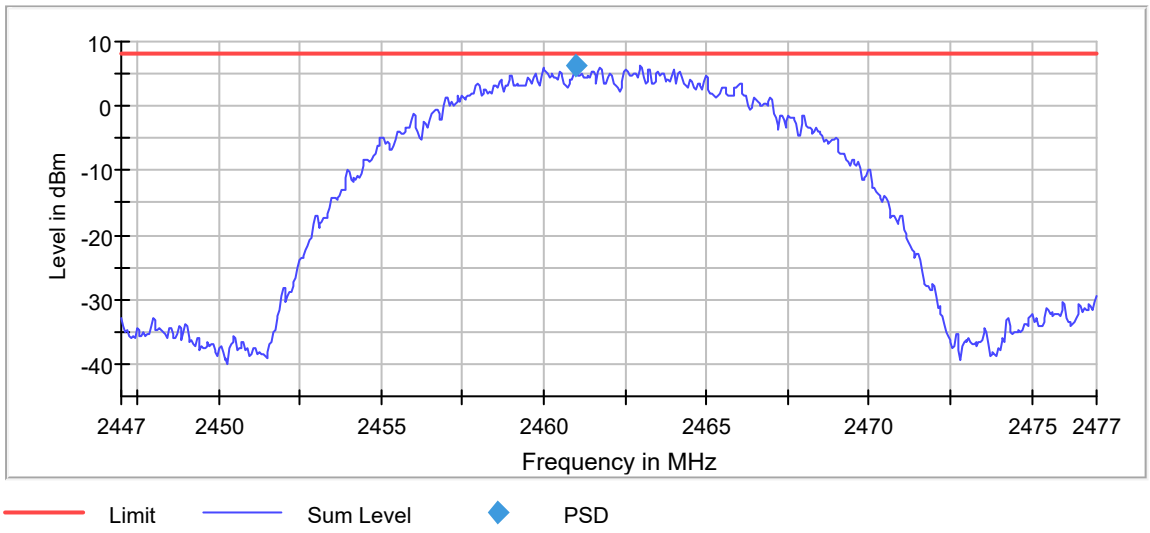

Manufacturer : Industrial Scientific Corporation
Test Item : Gas Monitor
Model No. : Ventis Pro 4 and Ventis Pro 5
Serial No. : WiFi Board Unit #2
Test Mode : Transmit at 2412MHz, 802.11g, 6Mbps, power setting = 0
Test Performed : Power Spectral Density
Test Date : January 14, 2019

DUT Frequency (MHz)	Frequency (MHz)	PSD (dBm)	RBW (kHz)	Limit Max (dBm)	Result
2412.000000	2413.275000	1.562	100	8.0	PASS

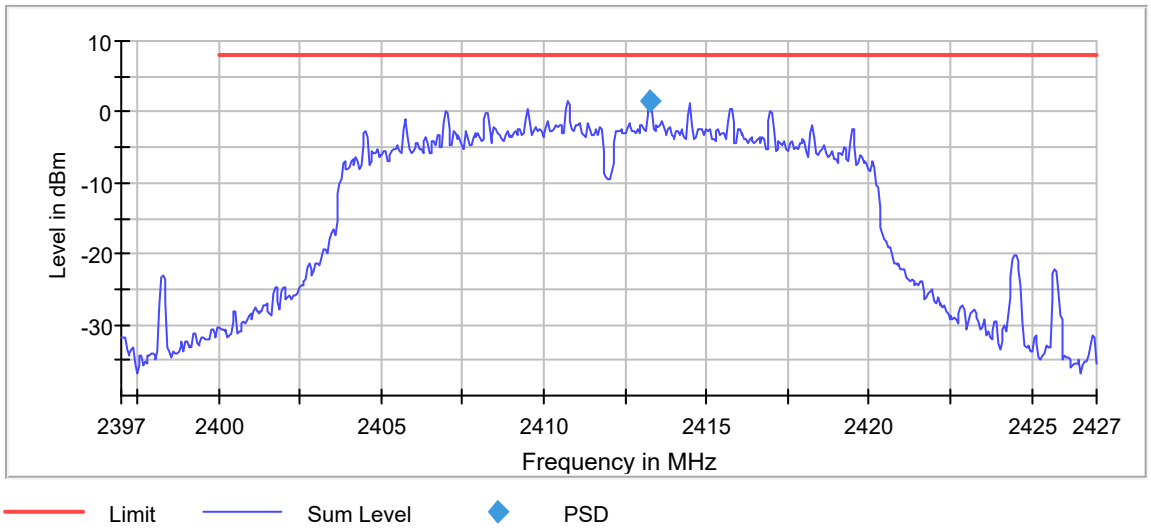

Manufacturer : Industrial Scientific Corporation
Test Item : Gas Monitor
Model No. : Ventis Pro 4 and Ventis Pro 5
Serial No. : WiFi Board Unit #2
Test Mode : Transmit at 2437MHz, 802.11g, 6Mbps, power setting = 0
Test Performed : Power Spectral Density
Test Date : January 14, 2019

DUT Frequency (MHz)	Frequency (MHz)	PSD (dBm)	RBW (kHz)	Limit Max (dBm)	Result
2437.000000	2438.275000	5.867	100	8.0	PASS

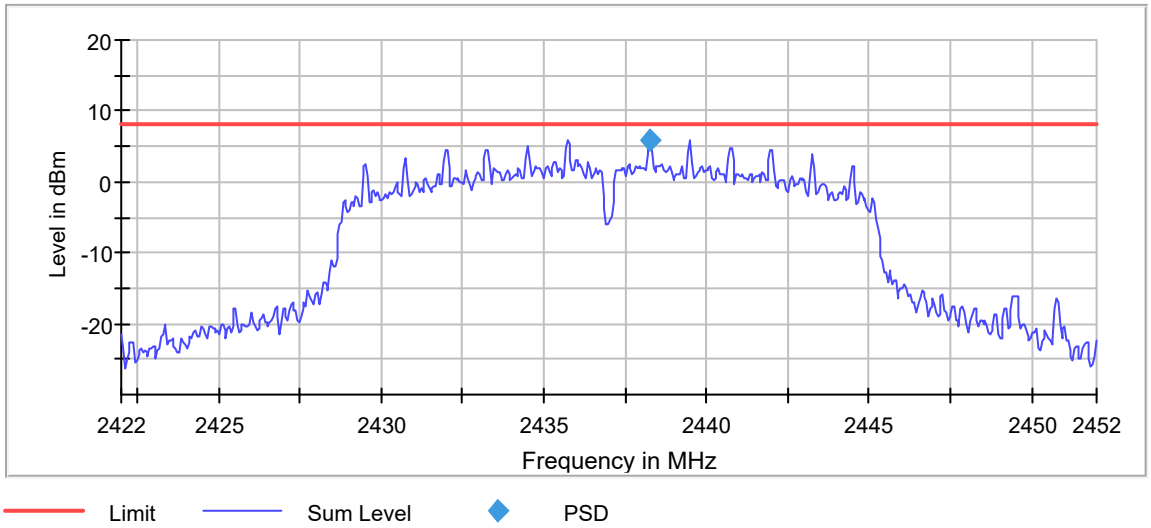

Manufacturer : Industrial Scientific Corporation
Test Item : Gas Monitor
Model No. : Ventis Pro 4 and Ventis Pro 5
Serial No. : WiFi Board Unit #2
Test Mode : Transmit at 2462MHz, 802.11g, 6Mbps, power setting = 0
Test Performed : Power Spectral Density
Test Date : January 14, 2019

DUT Frequency (MHz)	Frequency (MHz)	PSD (dBm)	RBW (kHz)	Limit Max (dBm)	Result
2462.000000	2463.275000	2.193	100	8.0	PASS

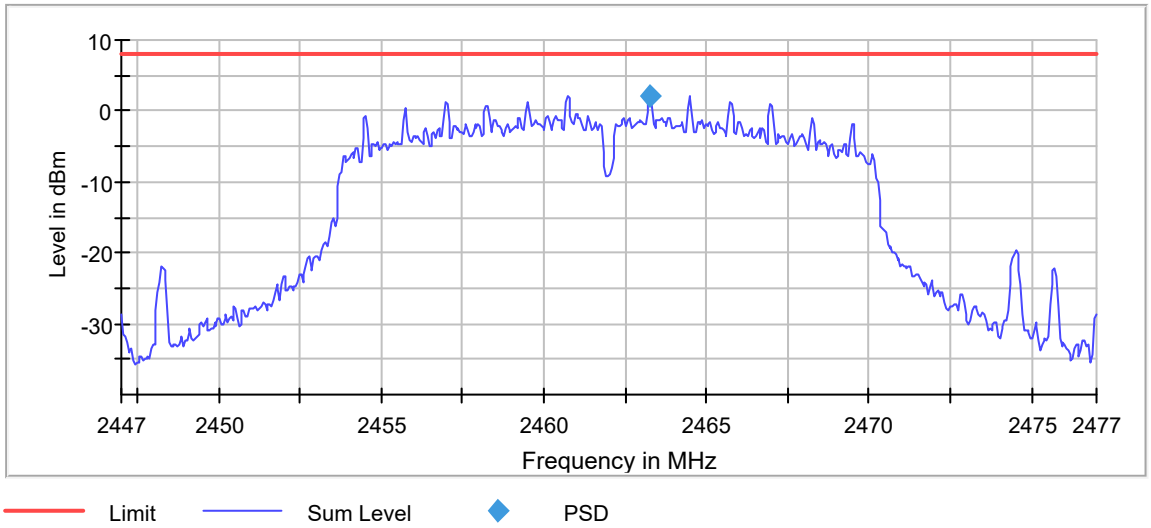

Manufacturer : Industrial Scientific Corporation
Test Item : Gas Monitor
Model No. : Ventis Pro 4 and Ventis Pro 5
Serial No. : WiFi Board Unit #2
Test Mode : Transmit at 2412MHz, 802.11g, 9Mbps, power setting = 0
Test Performed : Power Spectral Density
Test Date : January 14, 2019

DUT Frequency (MHz)	Frequency (MHz)	PSD (dBm)	RBW (kHz)	Limit Max (dBm)	Result
2412.000000	2413.275000	1.834	100	8.0	PASS

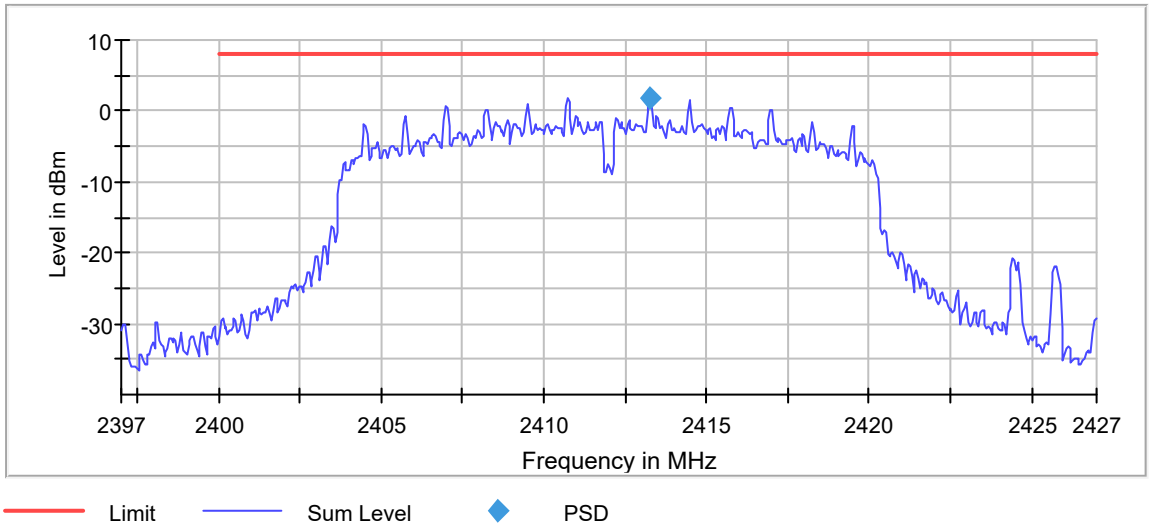

Manufacturer : Industrial Scientific Corporation
Test Item : Gas Monitor
Model No. : Ventis Pro 4 and Ventis Pro 5
Serial No. : WiFi Board Unit #2
Test Mode : Transmit at 2437MHz, 802.11g, 9Mbps, power setting = 0
Test Performed : Power Spectral Density
Test Date : January 14, 2019

DUT Frequency (MHz)	Frequency (MHz)	PSD (dBm)	RBW (kHz)	Limit Max (dBm)	Result
2437.000000	2439.475000	6.054	100	8.0	PASS

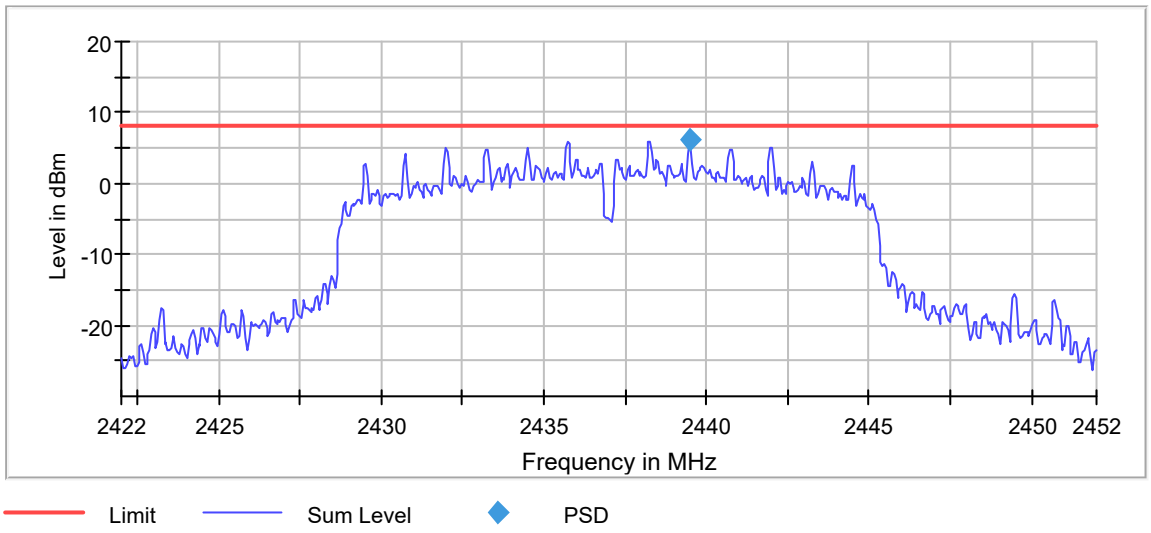

Manufacturer : Industrial Scientific Corporation
Test Item : Gas Monitor
Model No. : Ventis Pro 4 and Ventis Pro 5
Serial No. : WiFi Board Unit #2
Test Mode : Transmit at 2462MHz, 802.11g, 9Mbps, power setting = 0
Test Performed : Power Spectral Density
Test Date : January 14, 2019

DUT Frequency (MHz)	Frequency (MHz)	PSD (dBm)	RBW (kHz)	Limit Max (dBm)	Result
2462.000000	2463.275000	2.290	100	8.0	PASS

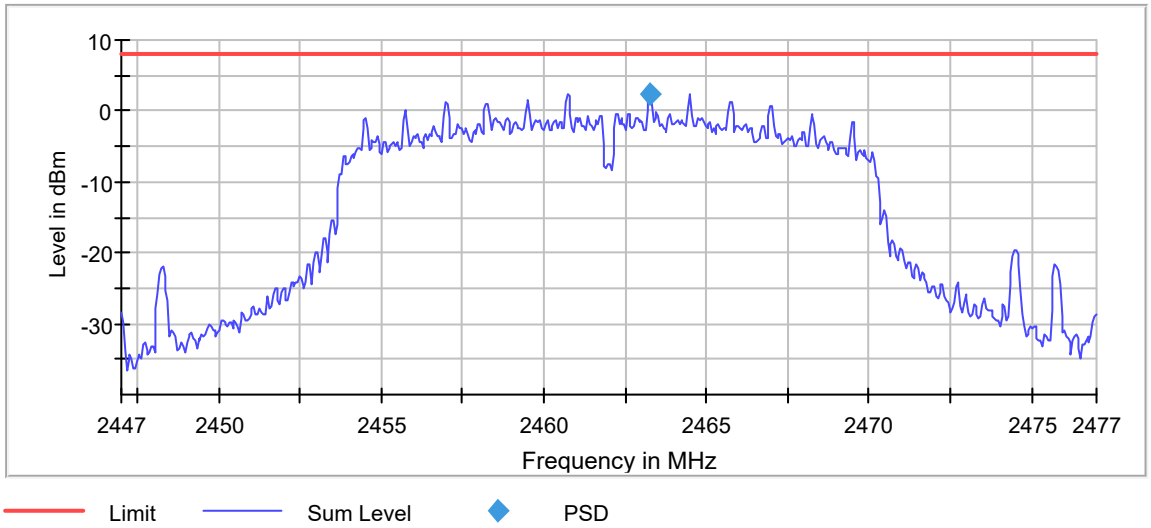

Manufacturer : Industrial Scientific Corporation
Test Item : Gas Monitor
Model No. : Ventis Pro 4 and Ventis Pro 5
Serial No. : WiFi Board Unit #2
Test Mode : Transmit at 2412MHz, 802.11g, 12Mbps, power setting = 0
Test Performed : Power Spectral Density
Test Date : January 14, 2019

DUT Frequency (MHz)	Frequency (MHz)	PSD (dBm)	RBW (kHz)	Limit Max (dBm)	Result
2412.000000	2413.275000	1.811	100	8.0	PASS

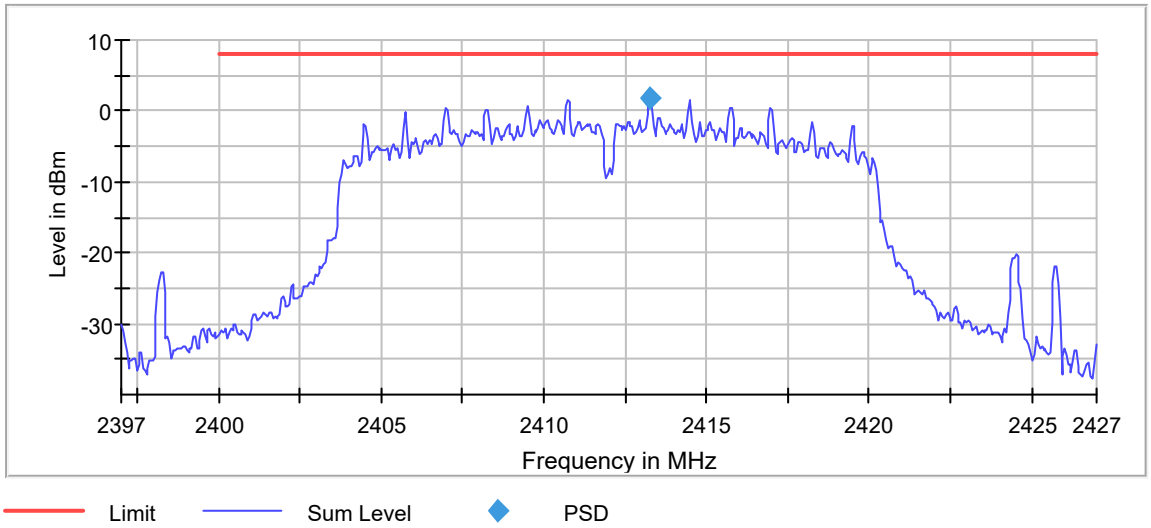

Manufacturer : Industrial Scientific Corporation
Test Item : Gas Monitor
Model No. : Ventis Pro 4 and Ventis Pro 5
Serial No. : WiFi Board Unit #2
Test Mode : Transmit at 2437MHz, 802.11g, 12Mbps, power setting = 0
Test Performed : Power Spectral Density
Test Date : January 14, 2019

DUT Frequency (MHz)	Frequency (MHz)	PSD (dBm)	RBW (kHz)	Limit Max (dBm)	Result
2437.000000	2438.275000	5.615	100	8.0	PASS

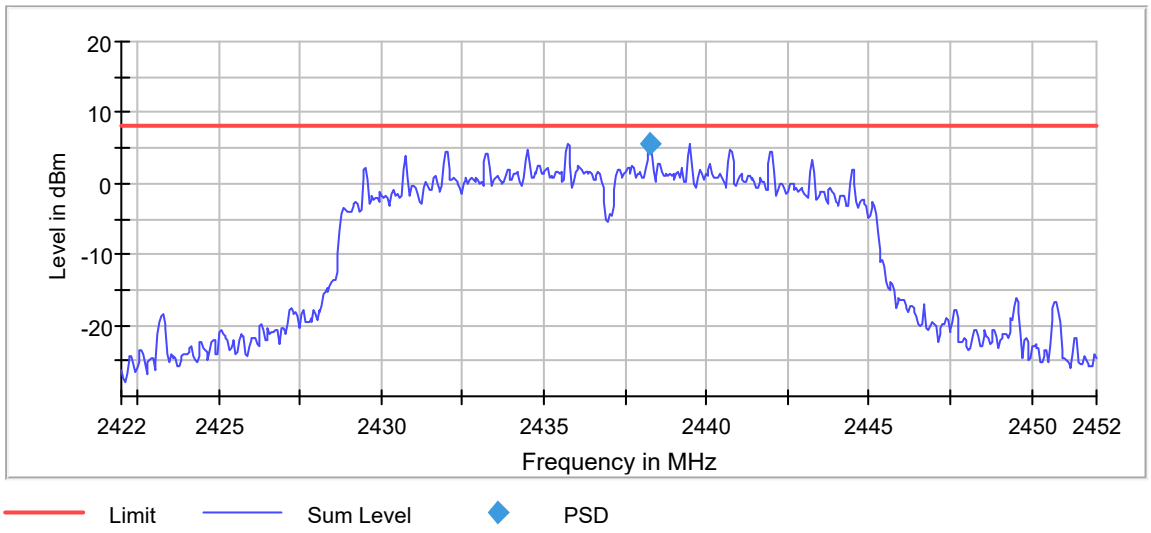

Manufacturer : Industrial Scientific Corporation
Test Item : Gas Monitor
Model No. : Ventis Pro 4 and Ventis Pro 5
Serial No. : WiFi Board Unit #2
Test Mode : Transmit at 2462MHz, 802.11g, 12Mbps, power setting = 0
Test Performed : Power Spectral Density
Test Date : January 14, 2019

DUT Frequency (MHz)	Frequency (MHz)	PSD (dBm)	RBW (kHz)	Limit Max (dBm)	Result
2462.000000	2463.275000	2.410	100	8.0	PASS

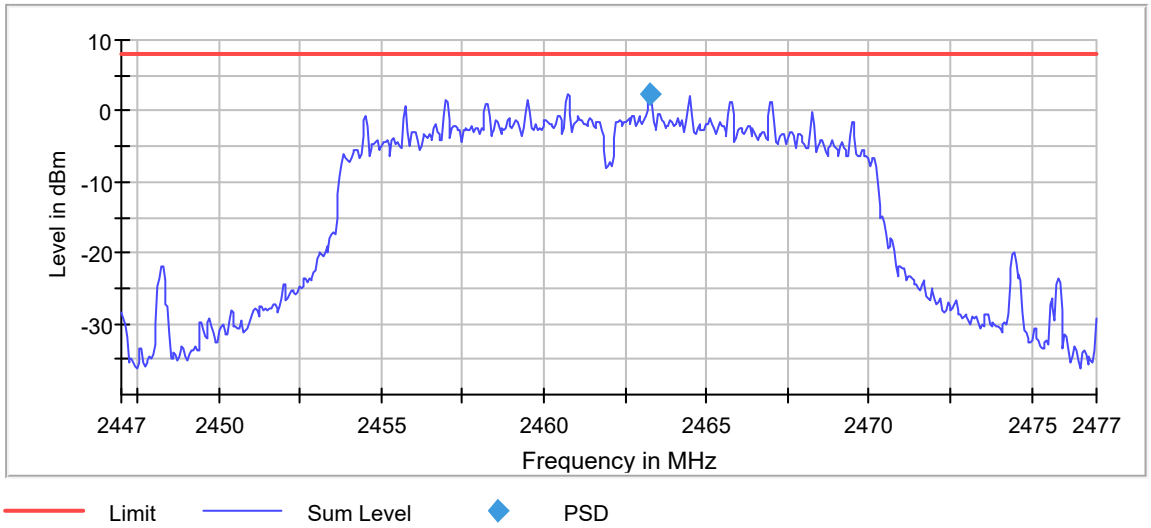

Manufacturer : Industrial Scientific Corporation
Test Item : Gas Monitor
Model No. : Ventis Pro 4 and Ventis Pro 5
Serial No. : WiFi Board Unit #2
Test Mode : Transmit at 2412MHz, 802.11g, 18Mbps, power setting = 0
Test Performed : Power Spectral Density
Test Date : January 14, 2019

DUT Frequency (MHz)	Frequency (MHz)	PSD (dBm)	RBW (kHz)	Limit Max (dBm)	Result
2412.000000	2413.275000	1.911	100	8.0	PASS

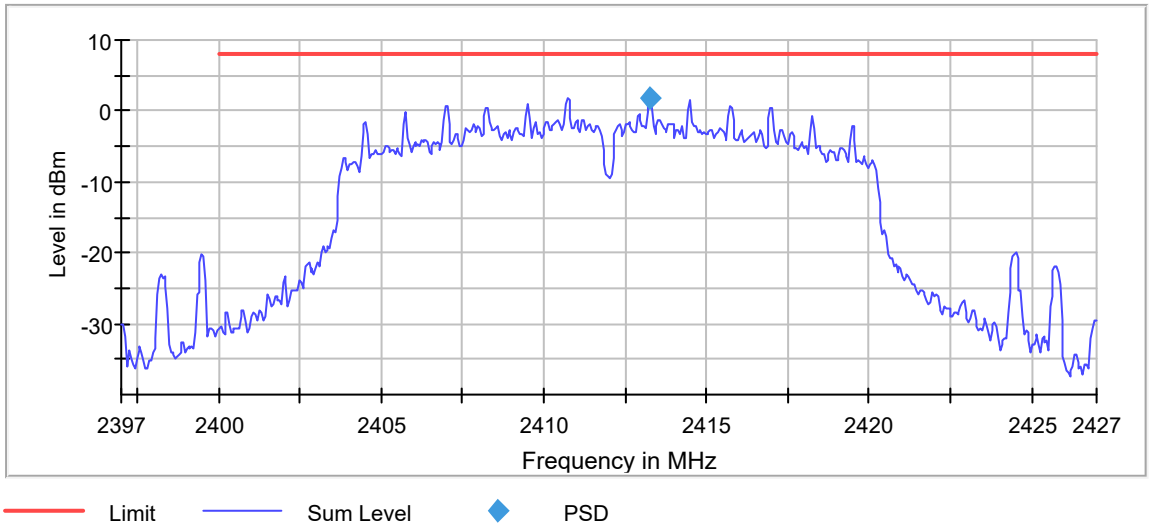

Manufacturer : Industrial Scientific Corporation
Test Item : Gas Monitor
Model No. : Ventis Pro 4 and Ventis Pro 5
Serial No. : WiFi Board Unit #2
Test Mode : Transmit at 2437MHz, 802.11g, 18Mbps, power setting = 0
Test Performed : Power Spectral Density
Test Date : January 14, 2019

DUT Frequency (MHz)	Frequency (MHz)	PSD (dBm)	RBW (kHz)	Limit Max (dBm)	Result
2437.000000	2439.475000	5.728	100	8.0	PASS

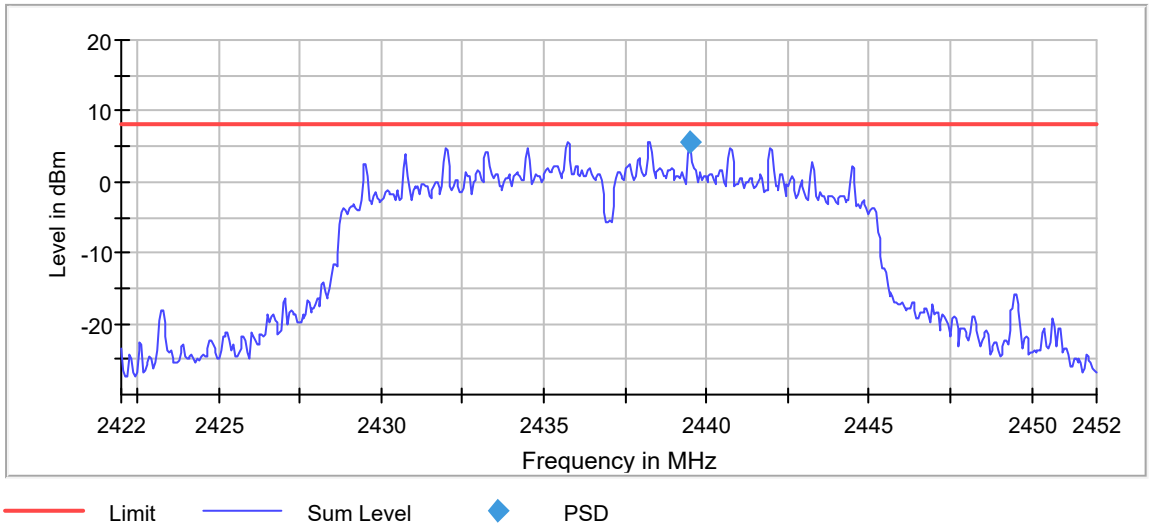

Manufacturer : Industrial Scientific Corporation
Test Item : Gas Monitor
Model No. : Ventis Pro 4 and Ventis Pro 5
Serial No. : WiFi Board Unit #2
Test Mode : Transmit at 2462MHz, 802.11g, 18Mbps, power setting = 0
Test Performed : Power Spectral Density
Test Date : January 14, 2019

DUT Frequency (MHz)	Frequency (MHz)	PSD (dBm)	RBW (kHz)	Limit Max (dBm)	Result
2462.000000	2460.725000	2.437	100	8.0	PASS

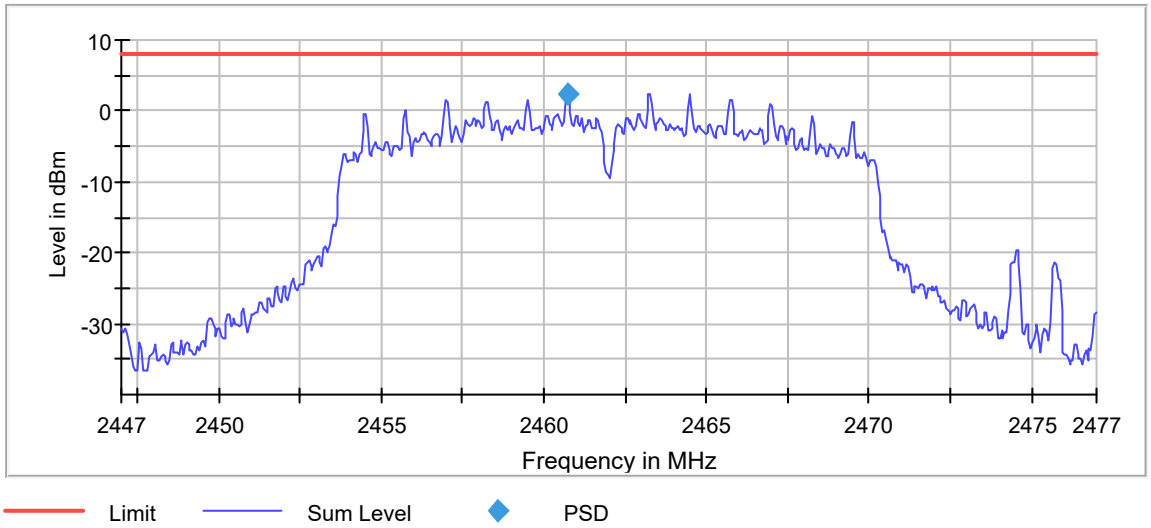

Manufacturer : Industrial Scientific Corporation
Test Item : Gas Monitor
Model No. : Ventis Pro 4 and Ventis Pro 5
Serial No. : WiFi Board Unit #2
Test Mode : Transmit at 2412MHz, 802.11g, 24Mbps, power setting = 0
Test Performed : Power Spectral Density
Test Date : January 14, 2019

DUT Frequency (MHz)	Frequency (MHz)	PSD (dBm)	RBW (kHz)	Limit Max (dBm)	Result
2412.000000	2413.275000	0.477	100	8.0	PASS

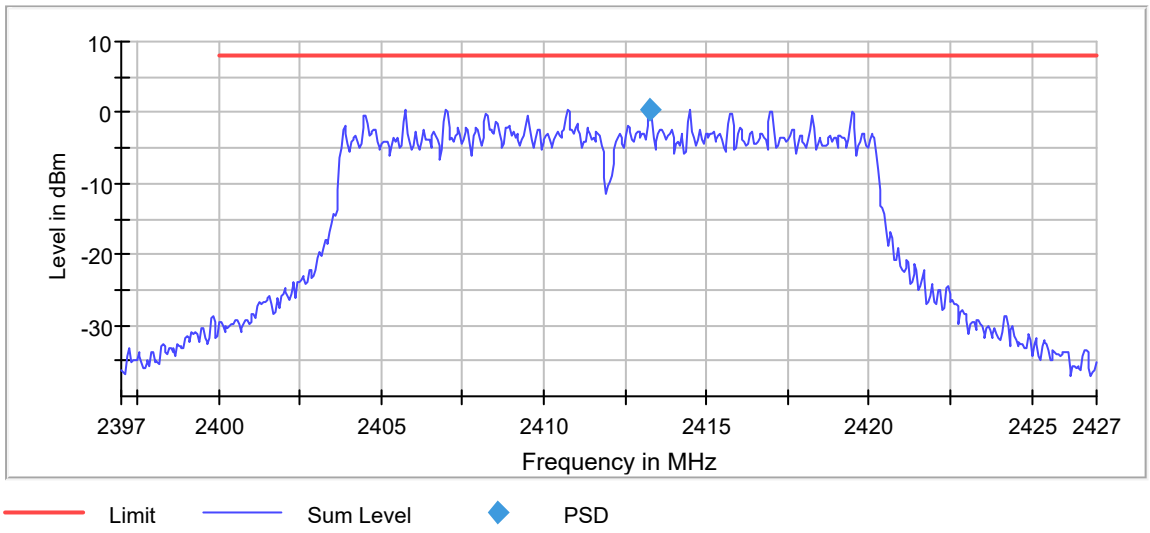

Manufacturer : Industrial Scientific Corporation
Test Item : Gas Monitor
Model No. : Ventis Pro 4 and Ventis Pro 5
Serial No. : WiFi Board Unit #2
Test Mode : Transmit at 2437MHz, 802.11g, 24Mbps, power setting = 0
Test Performed : Power Spectral Density
Test Date : January 14, 2019

DUT Frequency (MHz)	Frequency (MHz)	PSD (dBm)	RBW (kHz)	Limit Max (dBm)	Result
2437.000000	2439.475000	2.954	100	8.0	PASS

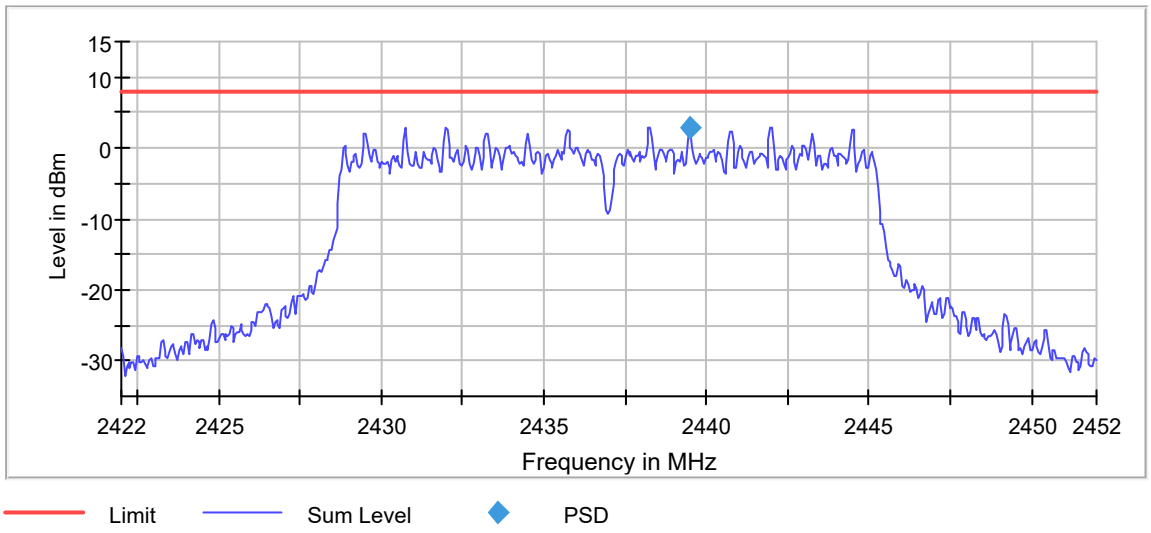

Manufacturer : Industrial Scientific Corporation
Test Item : Gas Monitor
Model No. : Ventis Pro 4 and Ventis Pro 5
Serial No. : WiFi Board Unit #2
Test Mode : Transmit at 2462MHz, 802.11g, 24Mbps, power setting = 0
Test Performed : Power Spectral Density
Test Date : January 14, 2019

DUT Frequency (MHz)	Frequency (MHz)	PSD (dBm)	RBW (kHz)	Limit Max (dBm)	Result
2462.000000	2455.725000	1.193	100	8.0	PASS

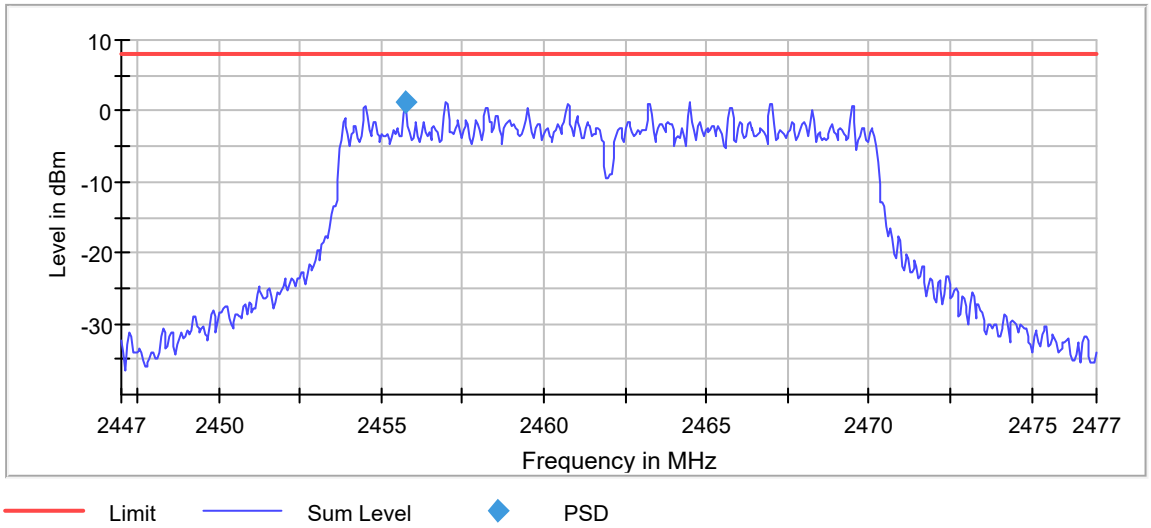

Manufacturer : Industrial Scientific Corporation
Test Item : Gas Monitor
Model No. : Ventis Pro 4 and Ventis Pro 5
Serial No. : WiFi Board Unit #2
Test Mode : Transmit at 2412MHz, 802.11g, 36Mbps, power setting = 0
Test Performed : Power Spectral Density
Test Date : January 14, 2019

DUT Frequency (MHz)	Frequency (MHz)	PSD (dBm)	RBW (kHz)	Limit Max (dBm)	Result
2412.000000	2413.275000	0.473	100	8.0	PASS

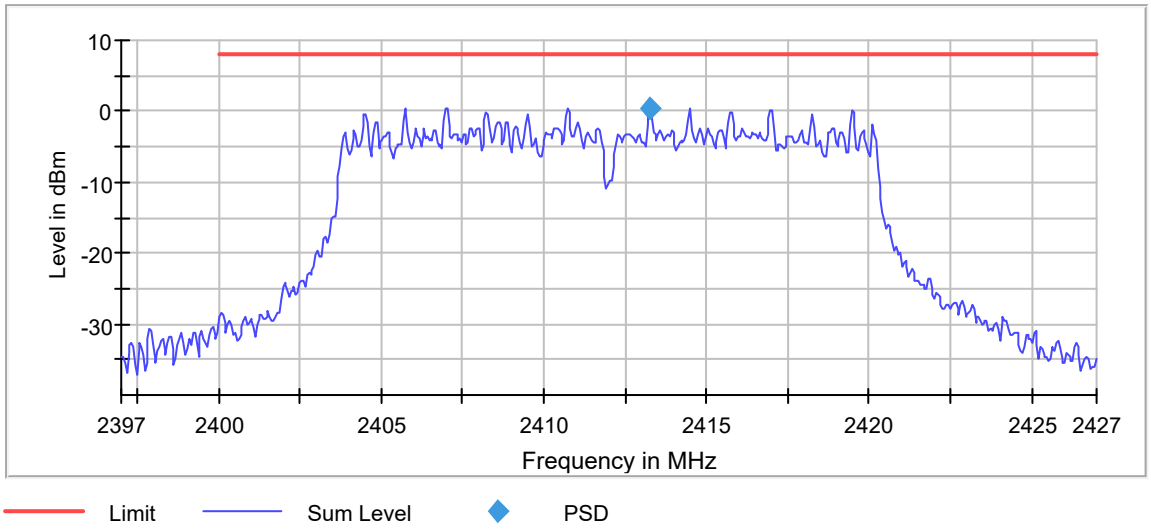

Manufacturer : Industrial Scientific Corporation
Test Item : Gas Monitor
Model No. : Ventis Pro 4 and Ventis Pro 5
Serial No. : WiFi Board Unit #2
Test Mode : Transmit at 2437MHz, 802.11g, 36Mbps, power setting = 0
Test Performed : Power Spectral Density
Test Date : January 14, 2019

DUT Frequency (MHz)	Frequency (MHz)	PSD (dBm)	RBW (kHz)	Limit Max (dBm)	Result
2437.000000	2439.475000	3.023	100	8.0	PASS

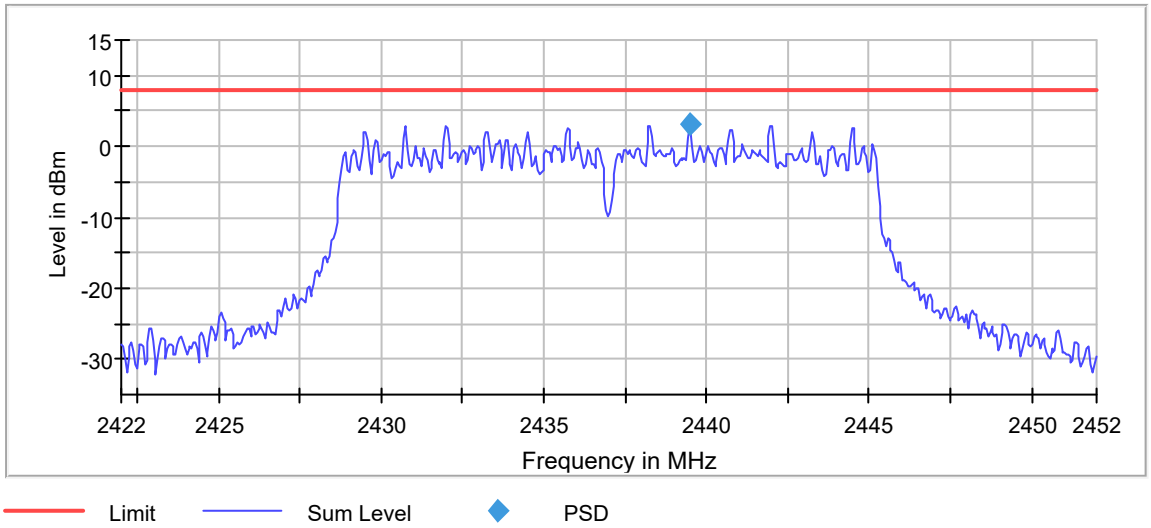

Manufacturer : Industrial Scientific Corporation
Test Item : Gas Monitor
Model No. : Ventis Pro 4 and Ventis Pro 5
Serial No. : WiFi Board Unit #2
Test Mode : Transmit at 2462MHz, 802.11g, 36Mbps, power setting = 0
Test Performed : Power Spectral Density
Test Date : January 14, 2019

DUT Frequency (MHz)	Frequency (MHz)	PSD (dBm)	RBW (kHz)	Limit Max (dBm)	Result
2462.000000	2456.975000	1.188	100	8.0	PASS

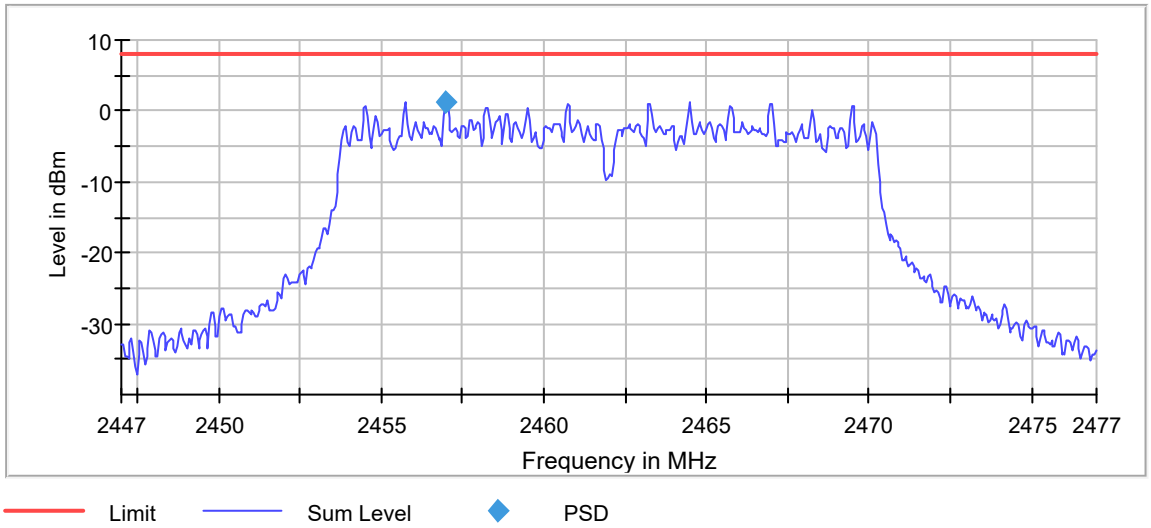

Manufacturer : Industrial Scientific Corporation
Test Item : Gas Monitor
Model No. : Ventis Pro 4 and Ventis Pro 5
Serial No. : WiFi Board Unit #2
Test Mode : Transmit at 2412MHz, 802.11g, 48Mbps, power setting = 0
Test Performed : Power Spectral Density
Test Date : January 14, 2019

DUT Frequency (MHz)	Frequency (MHz)	PSD (dBm)	RBW (kHz)	Limit Max (dBm)	Result
2412.000000	2413.275000	0.450	100	8.0	PASS

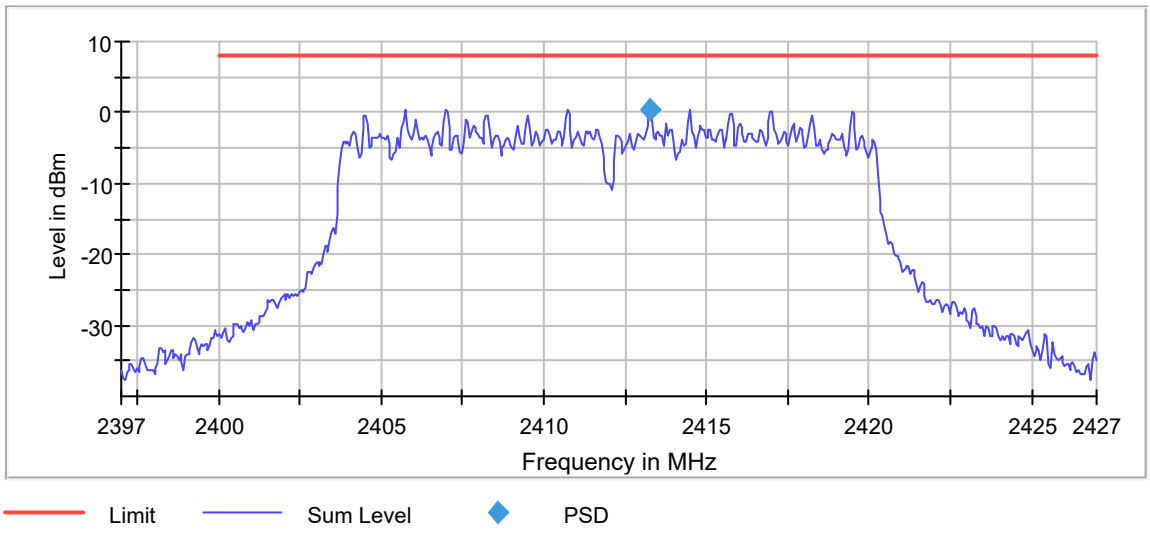

Manufacturer : Industrial Scientific Corporation
Test Item : Gas Monitor
Model No. : Ventis Pro 4 and Ventis Pro 5
Serial No. : WiFi Board Unit #2
Test Mode : Transmit at 2437MHz, 802.11g, 48Mbps, power setting = 0
Test Performed : Power Spectral Density
Test Date : January 14, 2019

DUT Frequency (MHz)	Frequency (MHz)	PSD (dBm)	RBW (kHz)	Limit Max (dBm)	Result
2437.000000	2439.475000	1.208	100	8.0	PASS

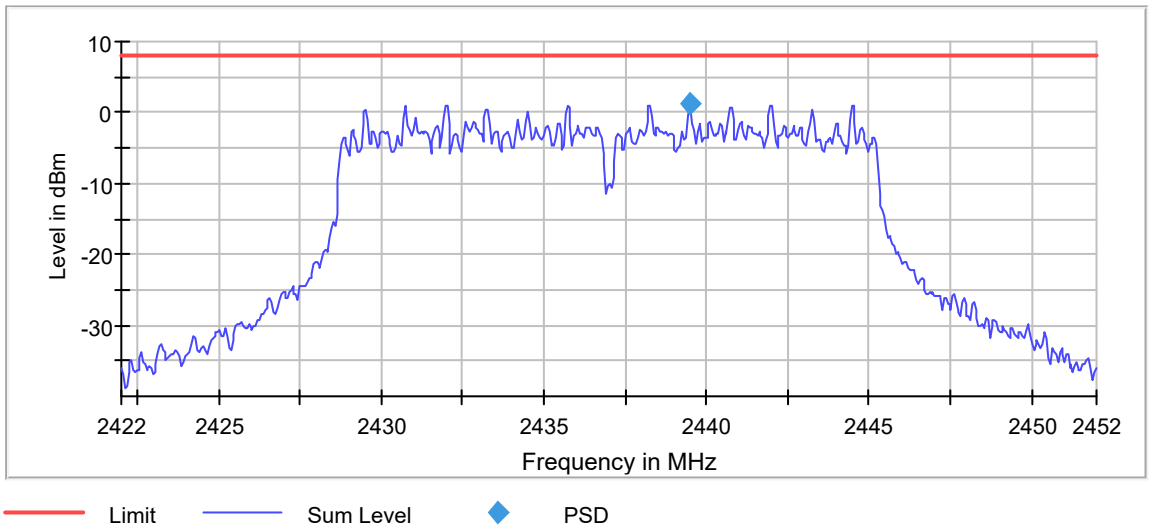

Manufacturer : Industrial Scientific Corporation
Test Item : Gas Monitor
Model No. : Ventis Pro 4 and Ventis Pro 5
Serial No. : WiFi Board Unit #2
Test Mode : Transmit at 2462MHz, 802.11g, 48Mbps, power setting = 0
Test Performed : Power Spectral Density
Test Date : January 14, 2019

DUT Frequency (MHz)	Frequency (MHz)	PSD (dBm)	RBW (kHz)	Limit Max (dBm)	Result
2462.000000	2455.725000	1.199	100	8.0	PASS

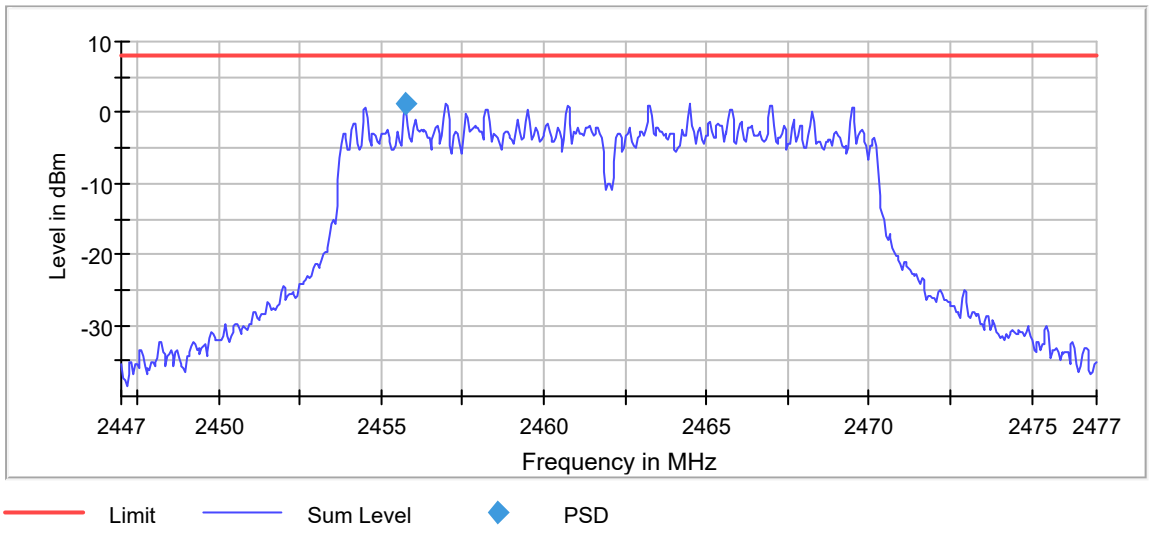

Manufacturer : Industrial Scientific Corporation
Test Item : Gas Monitor
Model No. : Ventis Pro 4 and Ventis Pro 5
Serial No. : WiFi Board Unit #2
Test Mode : Transmit at 2412MHz, 802.11g, 54Mbps, power setting = 0
Test Performed : Power Spectral Density
Test Date : January 14, 2019

DUT Frequency (MHz)	Frequency (MHz)	PSD (dBm)	RBW (kHz)	Limit Max (dBm)	Result
2412.000000	2413.275000	0.433	100	8.0	PASS

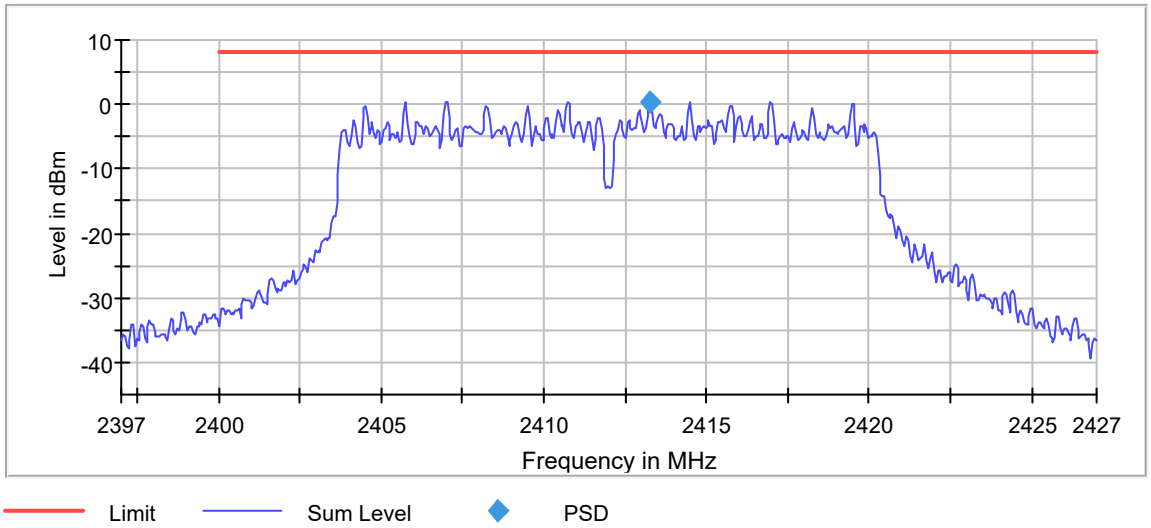

Manufacturer : Industrial Scientific Corporation
Test Item : Gas Monitor
Model No. : Ventis Pro 4 and Ventis Pro 5
Serial No. : WiFi Board Unit #2
Test Mode : Transmit at 2437MHz, 802.11g, 54Mbps, power setting = 0
Test Performed : Power Spectral Density
Test Date : January 14, 2019

DUT Frequency (MHz)	Frequency (MHz)	PSD (dBm)	RBW (kHz)	Limit Max (dBm)	Result
2437.000000	2439.475000	1.234	100	8.0	PASS

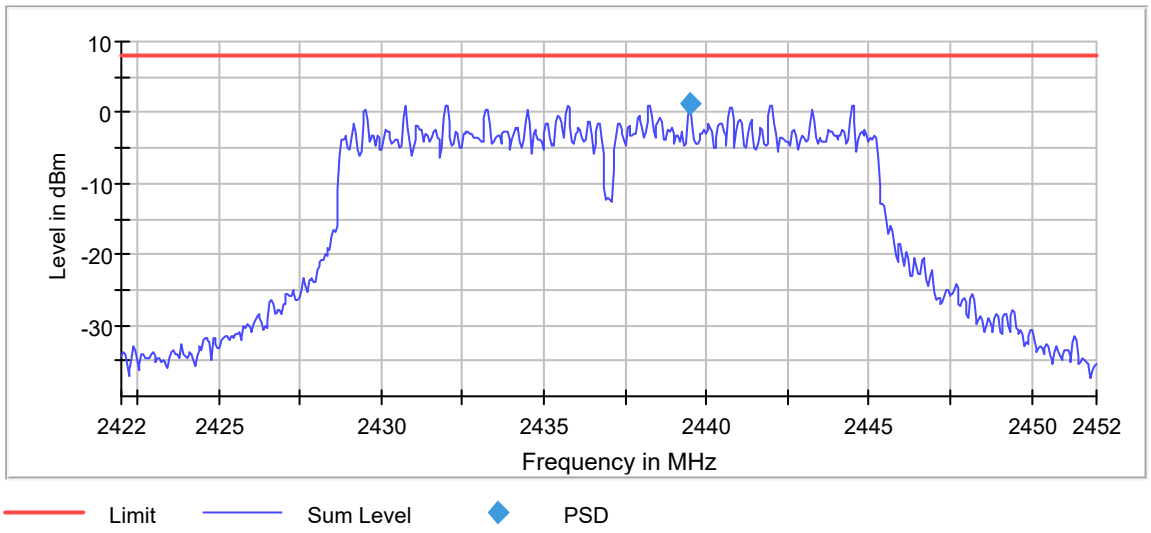

Manufacturer : Industrial Scientific Corporation
Test Item : Gas Monitor
Model No. : Ventis Pro 4 and Ventis Pro 5
Serial No. : WiFi Board Unit #2
Test Mode : Transmit at 2462MHz, 802.11g, 54Mbps, power setting = 0
Test Performed : Power Spectral Density
Test Date : January 14, 2019

DUT Frequency (MHz)	Frequency (MHz)	PSD (dBm)	RBW (kHz)	Limit Max (dBm)	Result
2462.000000	2455.725000	1.198	100	8.0	PASS

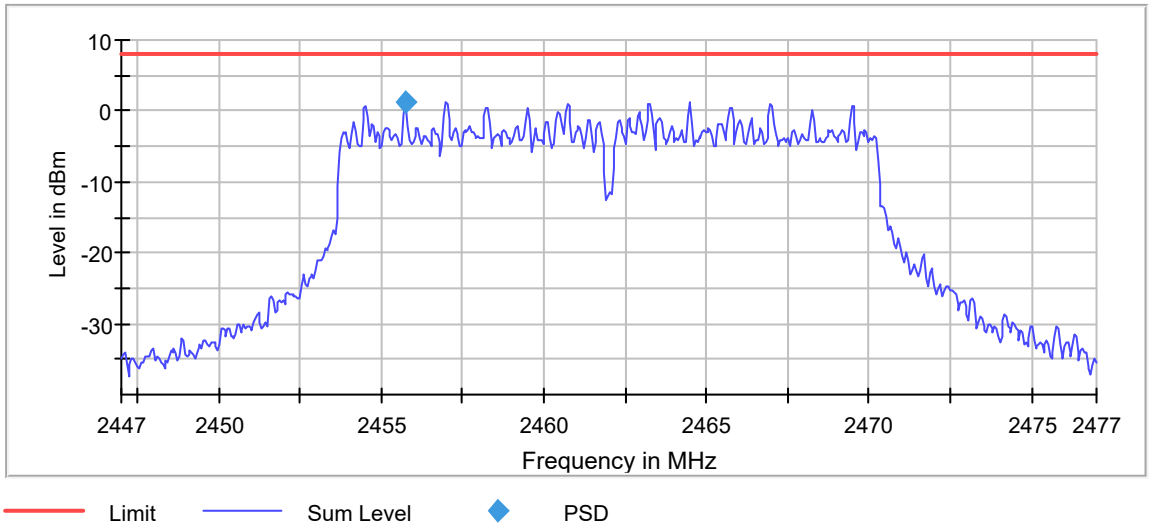

Manufacturer : Industrial Scientific Corporation
Test Item : Gas Monitor
Model No. : Ventis Pro 4 and Ventis Pro 5
Serial No. : WiFi Board Unit #2
Test Mode : Transmit at 2412MHz, 802.11n, MCS0, power setting = 0
Test Performed : Power Spectral Density
Test Date : January 14, 2019

DUT Frequency (MHz)	Frequency (MHz)	PSD (dBm)	RBW (kHz)	Limit Max (dBm)	Result
2412.000000	2413.275000	1.612	100	8.0	PASS

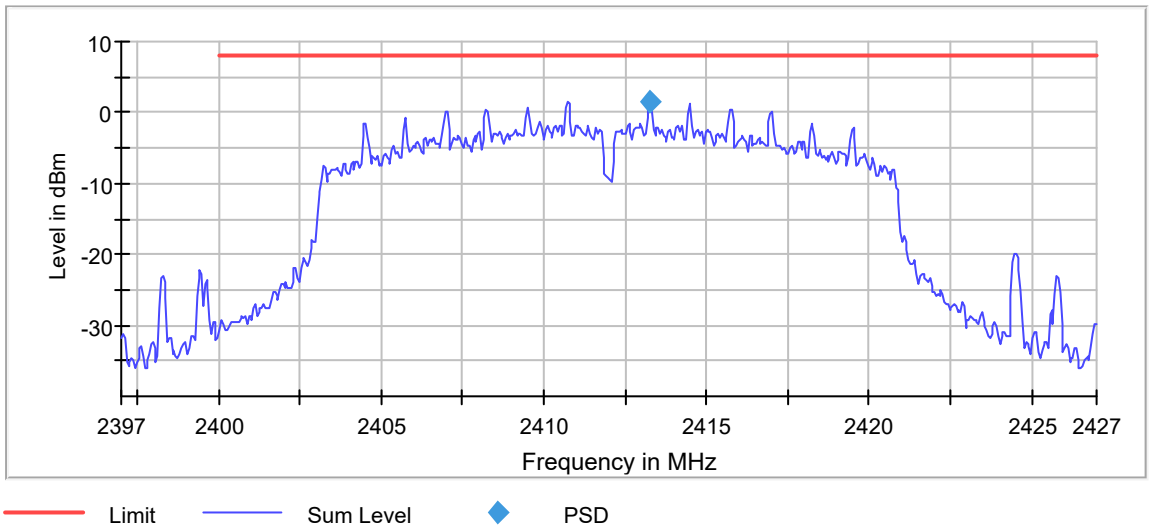

Manufacturer : Industrial Scientific Corporation
Test Item : Gas Monitor
Model No. : Ventis Pro 4 and Ventis Pro 5
Serial No. : WiFi Board Unit #2
Test Mode : Transmit at 2437MHz, 802.11n, MCS0, power setting = 0
Test Performed : Power Spectral Density
Test Date : January 14, 2019

DUT Frequency (MHz)	Frequency (MHz)	PSD (dBm)	RBW (kHz)	Limit Max (dBm)	Result
2437.000000	2438.275000	5.429	100	8.0	PASS

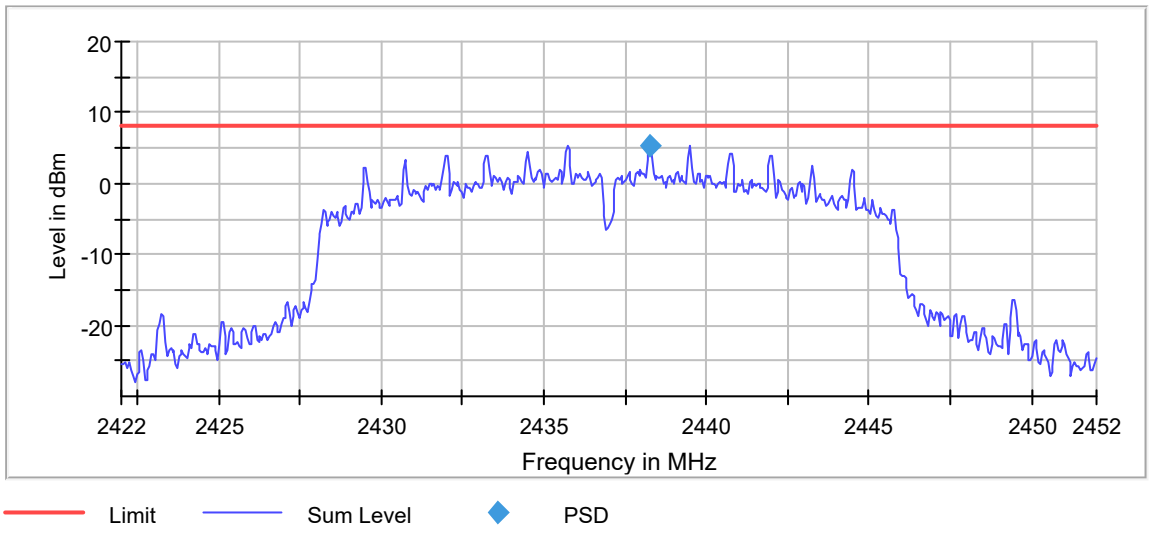

Manufacturer : Industrial Scientific Corporation
Test Item : Gas Monitor
Model No. : Ventis Pro 4 and Ventis Pro 5
Serial No. : WiFi Board Unit #2
Test Mode : Transmit at 2462MHz, 802.11n, MCS0, power setting = 0
Test Performed : Power Spectral Density
Test Date : January 14, 2019

DUT Frequency (MHz)	Frequency (MHz)	PSD (dBm)	RBW (kHz)	Limit Max (dBm)	Result
2462.000000	2463.275000	2.104	100	8.0	PASS

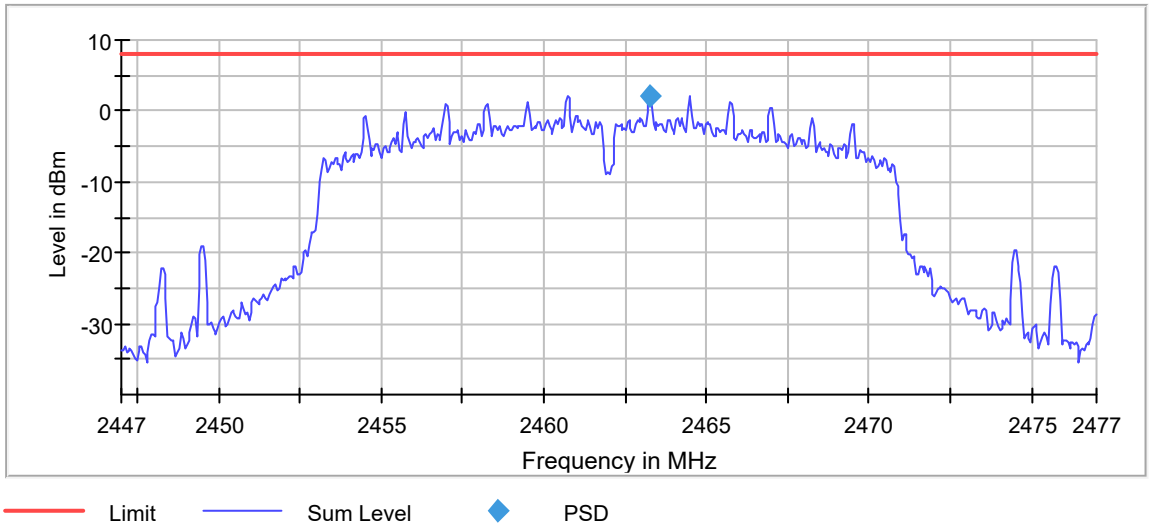

Manufacturer : Industrial Scientific Corporation
Test Item : Gas Monitor
Model No. : Ventis Pro 4 and Ventis Pro 5
Serial No. : WiFi Board Unit #2
Test Mode : Transmit at 2412MHz, 802.11n, MCS1, power setting = 0
Test Performed : Power Spectral Density
Test Date : January 14, 2019

DUT Frequency (MHz)	Frequency (MHz)	PSD (dBm)	RBW (kHz)	Limit Max (dBm)	Result
2412.000000	2413.275000	1.756	100	8.0	PASS

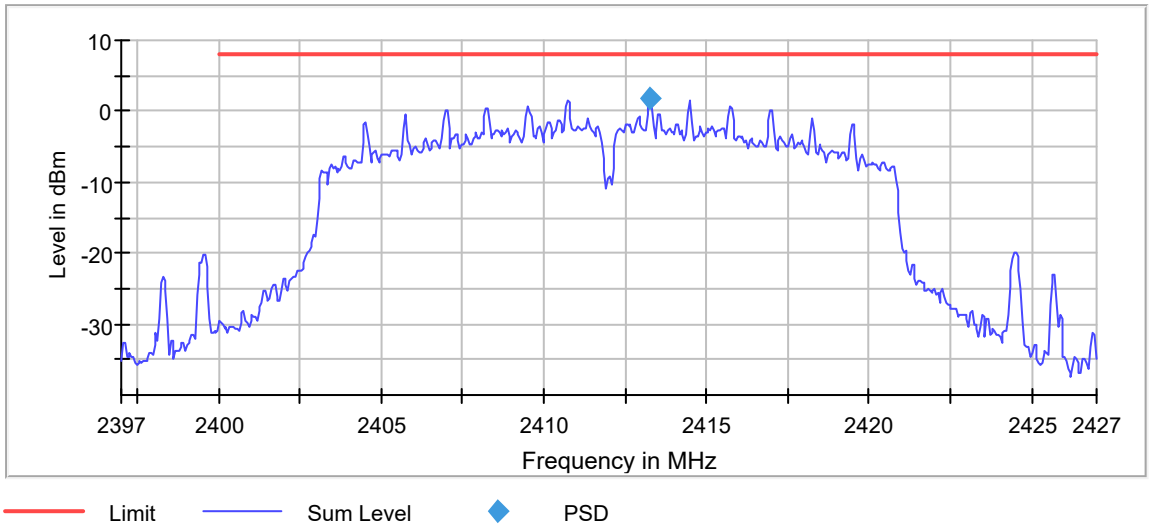

Manufacturer : Industrial Scientific Corporation
Test Item : Gas Monitor
Model No. : Ventis Pro 4 and Ventis Pro 5
Serial No. : WiFi Board Unit #2
Test Mode : Transmit at 2437MHz, 802.11n, MCS1, power setting = 0
Test Performed : Power Spectral Density
Test Date : January 14, 2019

DUT Frequency (MHz)	Frequency (MHz)	PSD (dBm)	RBW (kHz)	Limit Max (dBm)	Result
2437.000000	2438.275000	5.607	100	8.0	PASS

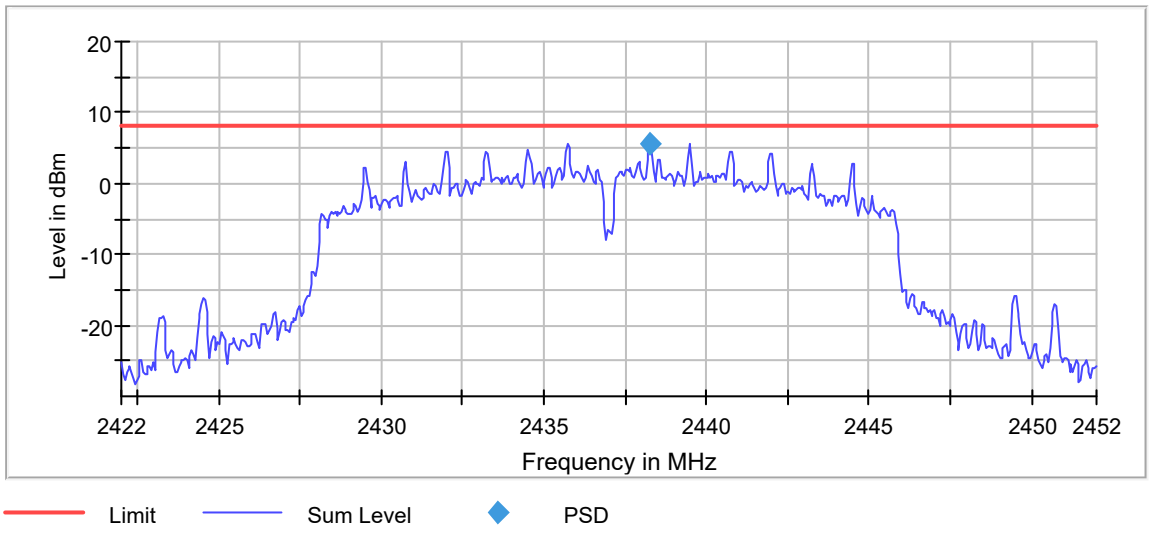

Manufacturer : Industrial Scientific Corporation
Test Item : Gas Monitor
Model No. : Ventis Pro 4 and Ventis Pro 5
Serial No. : WiFi Board Unit #2
Test Mode : Transmit at 2462MHz, 802.11n, MCS1, power setting = 0
Test Performed : Power Spectral Density
Test Date : January 14, 2019

DUT Frequency (MHz)	Frequency (MHz)	PSD (dBm)	RBW (kHz)	Limit Max (dBm)	Result
2462.000000	2463.275000	2.388	100	8.0	PASS

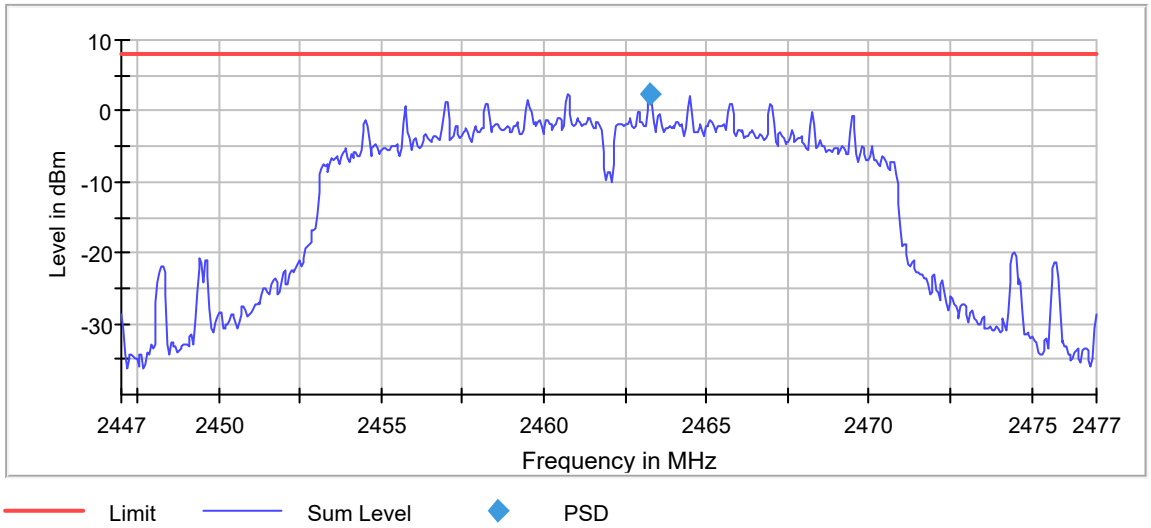

Manufacturer : Industrial Scientific Corporation
Test Item : Gas Monitor
Model No. : Ventis Pro 4 and Ventis Pro 5
Serial No. : WiFi Board Unit #2
Test Mode : Transmit at 2412MHz, 802.11n, MCS2, power setting = 0
Test Performed : Power Spectral Density
Test Date : January 14, 2019

DUT Frequency (MHz)	Frequency (MHz)	PSD (dBm)	RBW (kHz)	Limit Max (dBm)	Result
2412.000000	2413.275000	1.377	100	8.0	PASS

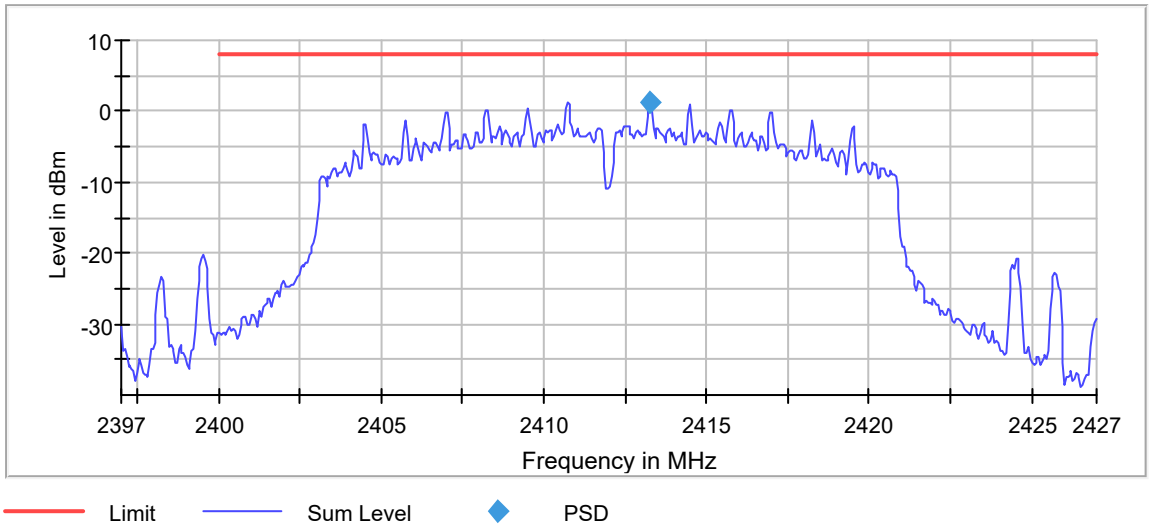

Manufacturer : Industrial Scientific Corporation
Test Item : Gas Monitor
Model No. : Ventis Pro 4 and Ventis Pro 5
Serial No. : WiFi Board Unit #2
Test Mode : Transmit at 2437MHz, 802.11n, MCS2, power setting = 0
Test Performed : Power Spectral Density
Test Date : January 14, 2019

DUT Frequency (MHz)	Frequency (MHz)	PSD (dBm)	RBW (kHz)	Limit Max (dBm)	Result
2437.000000	2438.275000	5.186	100	8.0	PASS

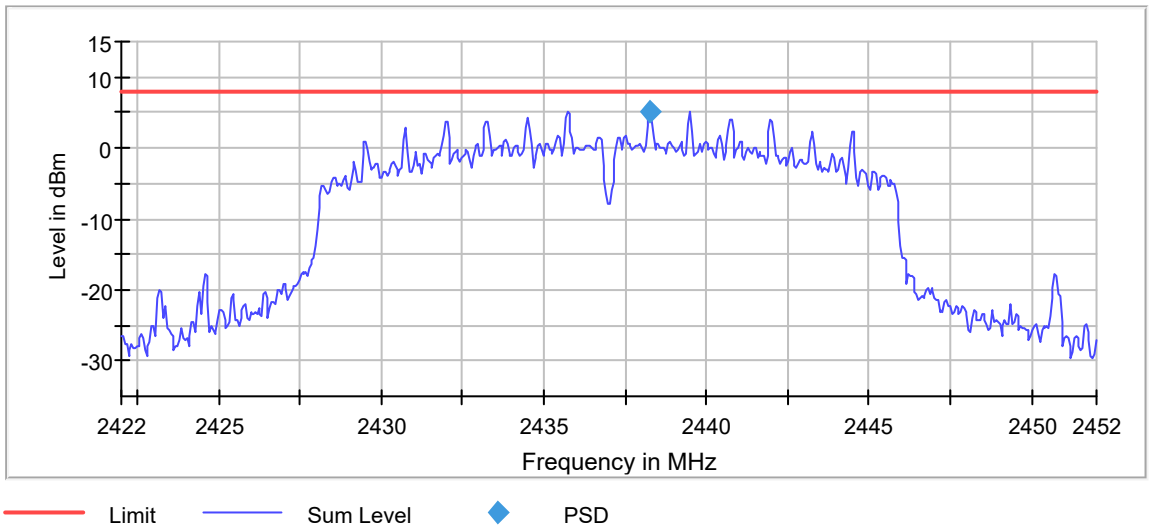

Manufacturer : Industrial Scientific Corporation
Test Item : Gas Monitor
Model No. : Ventis Pro 4 and Ventis Pro 5
Serial No. : WiFi Board Unit #2
Test Mode : Transmit at 2462MHz, 802.11n, MCS2, power setting = 0
Test Performed : Power Spectral Density
Test Date : January 14, 2019

DUT Frequency (MHz)	Frequency (MHz)	PSD (dBm)	RBW (kHz)	Limit Max (dBm)	Result
2462.000000	2463.275000	1.910	100	8.0	PASS

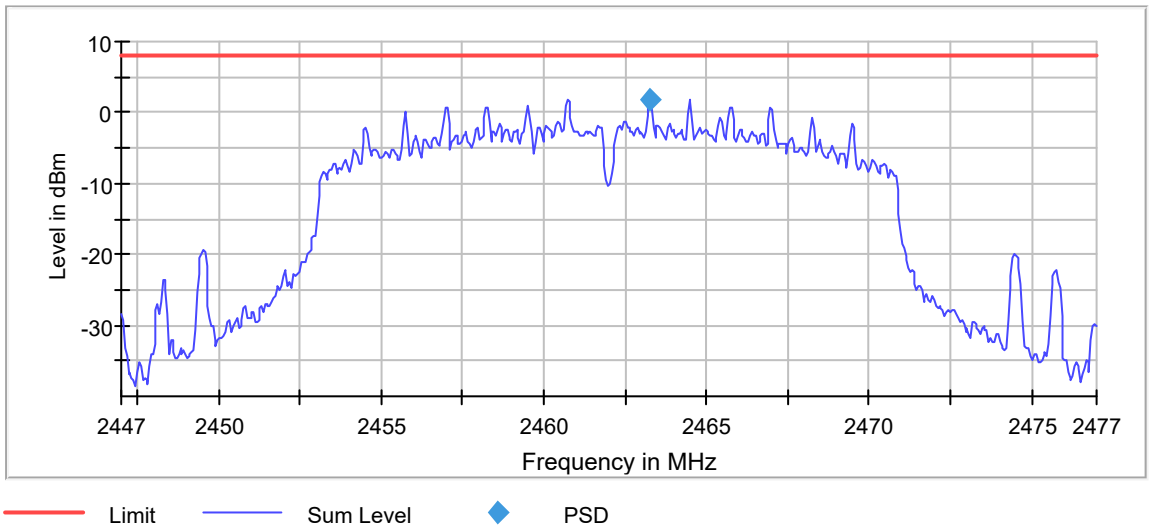

Manufacturer : Industrial Scientific Corporation
Test Item : Gas Monitor
Model No. : Ventis Pro 4 and Ventis Pro 5
Serial No. : WiFi Board Unit #2
Test Mode : Transmit at 2412MHz, 802.11n, MCS3, power setting = 0
Test Performed : Power Spectral Density
Test Date : January 14, 2019

DUT Frequency (MHz)	Frequency (MHz)	PSD (dBm)	RBW (kHz)	Limit Max (dBm)	Result
2412.000000	2413.275000	-0.188	100	8.0	PASS

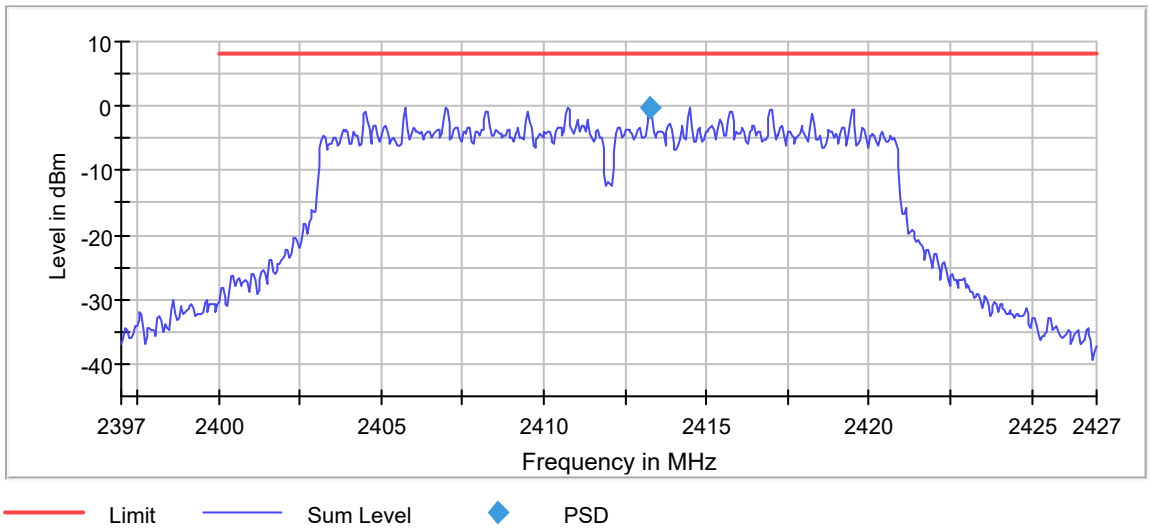

Manufacturer : Industrial Scientific Corporation
Test Item : Gas Monitor
Model No. : Ventis Pro 4 and Ventis Pro 5
Serial No. : WiFi Board Unit #2
Test Mode : Transmit at 2437MHz, 802.11n, MCS3, power setting = 0
Test Performed : Power Spectral Density
Test Date : January 14, 2019

DUT Frequency (MHz)	Frequency (MHz)	PSD (dBm)	RBW (kHz)	Limit Max (dBm)	Result
2437.000000	2439.475000	2.388	100	8.0	PASS

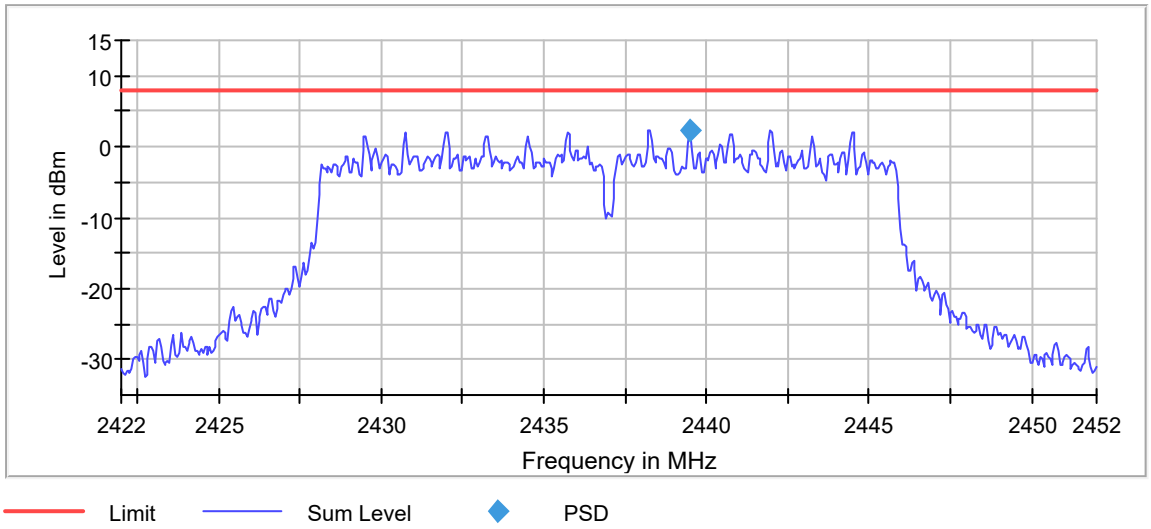

Manufacturer : Industrial Scientific Corporation
Test Item : Gas Monitor
Model No. : Ventis Pro 4 and Ventis Pro 5
Serial No. : WiFi Board Unit #2
Test Mode : Transmit at 2462MHz, 802.11n, MCS3, power setting = 0
Test Performed : Power Spectral Density
Test Date : January 14, 2019

DUT Frequency (MHz)	Frequency (MHz)	PSD (dBm)	RBW (kHz)	Limit Max (dBm)	Result
2462.000000	2455.725000	0.562	100	8.0	PASS

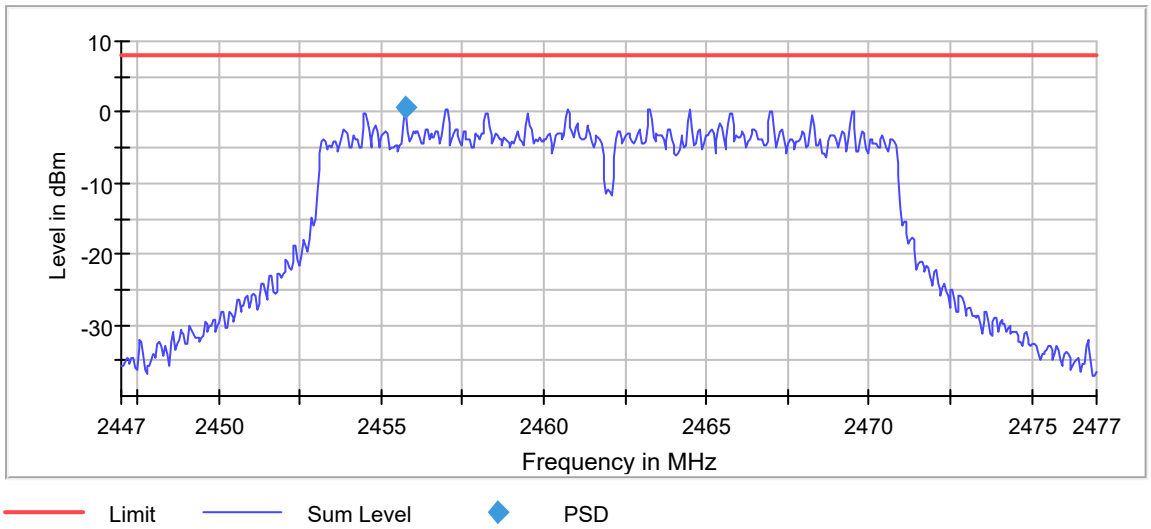

Manufacturer : Industrial Scientific Corporation
Test Item : Gas Monitor
Model No. : Ventis Pro 4 and Ventis Pro 5
Serial No. : WiFi Board Unit #2
Test Mode : Transmit at 2412MHz, 802.11n, MCS4, power setting = 0
Test Performed : Power Spectral Density
Test Date : January 14, 2019

DUT Frequency (MHz)	Frequency (MHz)	PSD (dBm)	RBW (kHz)	Limit Max (dBm)	Result
2412.000000	2413.275000	-0.156	100	8.0	PASS

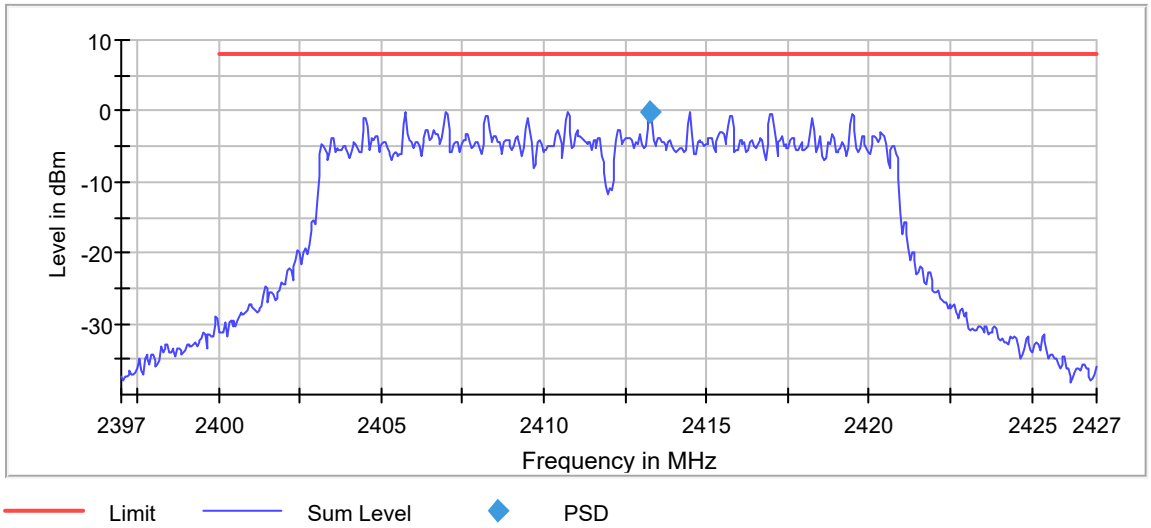

Manufacturer : Industrial Scientific Corporation
Test Item : Gas Monitor
Model No. : Ventis Pro 4 and Ventis Pro 5
Serial No. : WiFi Board Unit #2
Test Mode : Transmit at 2437MHz, 802.11n, MCS4, power setting = 0
Test Performed : Power Spectral Density
Test Date : January 14, 2019

DUT Frequency (MHz)	Frequency (MHz)	PSD (dBm)	RBW (kHz)	Limit Max (dBm)	Result
2437.000000	2439.475000	2.401	100	8.0	PASS

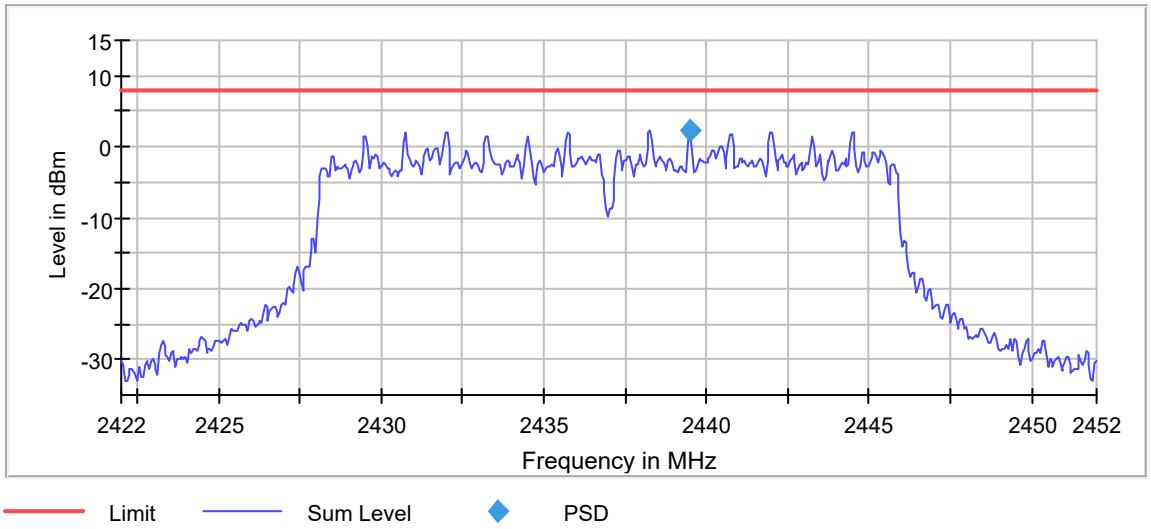

Manufacturer : Industrial Scientific Corporation
Test Item : Gas Monitor
Model No. : Ventis Pro 4 and Ventis Pro 5
Serial No. : WiFi Board Unit #2
Test Mode : Transmit at 2462MHz, 802.11n, MCS4, power setting = 0
Test Performed : Power Spectral Density
Test Date : January 14, 2019

DUT Frequency (MHz)	Frequency (MHz)	PSD (dBm)	RBW (kHz)	Limit Max (dBm)	Result
2462.000000	2455.725000	0.544	100	8.0	PASS

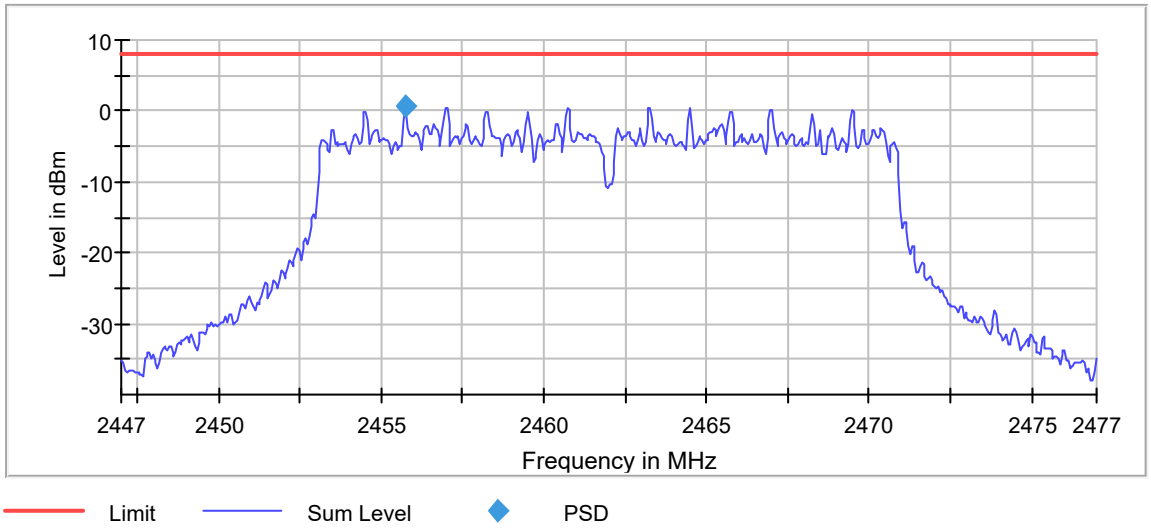

Manufacturer : Industrial Scientific Corporation
Test Item : Gas Monitor
Model No. : Ventis Pro 4 and Ventis Pro 5
Serial No. : WiFi Board Unit #2
Test Mode : Transmit at 2412MHz, 802.11n, MCS5, power setting = 0
Test Performed : Power Spectral Density
Test Date : January 14, 2019

DUT Frequency (MHz)	Frequency (MHz)	PSD (dBm)	RBW (kHz)	Limit Max (dBm)	Result
2412.000000	2413.275000	-0.227	100	8.0	PASS

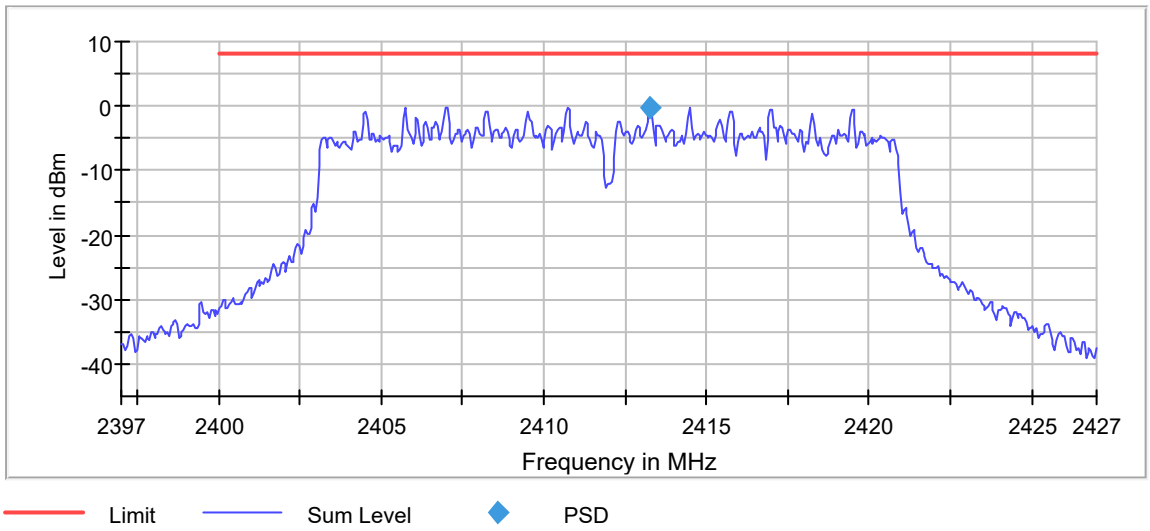

Manufacturer : Industrial Scientific Corporation
Test Item : Gas Monitor
Model No. : Ventis Pro 4 and Ventis Pro 5
Serial No. : WiFi Board Unit #2
Test Mode : Transmit at 2437MHz, 802.11n, MCS5, power setting = 0
Test Performed : Power Spectral Density
Test Date : January 14, 2019

DUT Frequency (MHz)	Frequency (MHz)	PSD (dBm)	RBW (kHz)	Limit Max (dBm)	Result
2437.000000	2439.475000	0.576	100	8.0	PASS

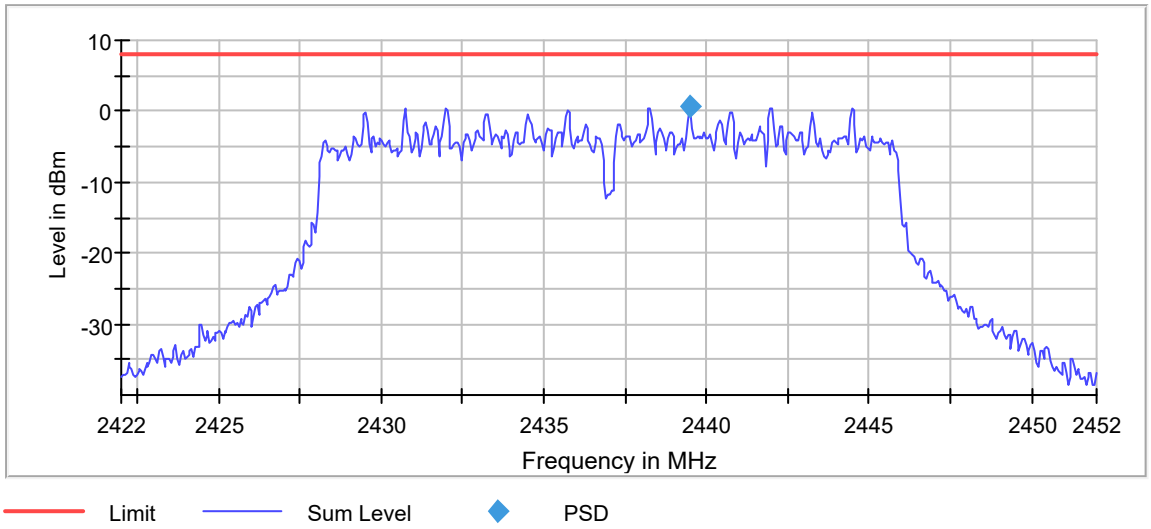

Manufacturer : Industrial Scientific Corporation
Test Item : Gas Monitor
Model No. : Ventis Pro 4 and Ventis Pro 5
Serial No. : WiFi Board Unit #2
Test Mode : Transmit at 2462MHz, 802.11n, MCS5, power setting = 0
Test Performed : Power Spectral Density
Test Date : January 14, 2019

DUT Frequency (MHz)	Frequency (MHz)	PSD (dBm)	RBW (kHz)	Limit Max (dBm)	Result
2462.000000	2455.725000	0.516	100	8.0	PASS

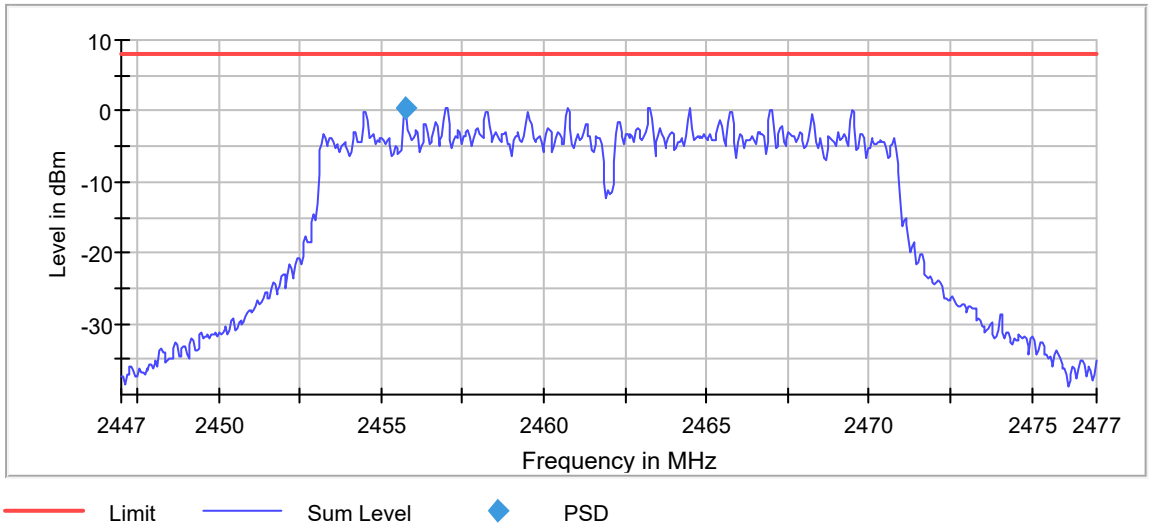

Manufacturer : Industrial Scientific Corporation
Test Item : Gas Monitor
Model No. : Ventis Pro 4 and Ventis Pro 5
Serial No. : WiFi Board Unit #2
Test Mode : Transmit at 2412MHz, 802.11n, MCS6, power setting = 0
Test Performed : Power Spectral Density
Test Date : January 14, 2019

DUT Frequency (MHz)	Frequency (MHz)	PSD (dBm)	RBW (kHz)	Limit Max (dBm)	Result
2412.000000	2413.275000	-0.214	100	8.0	PASS

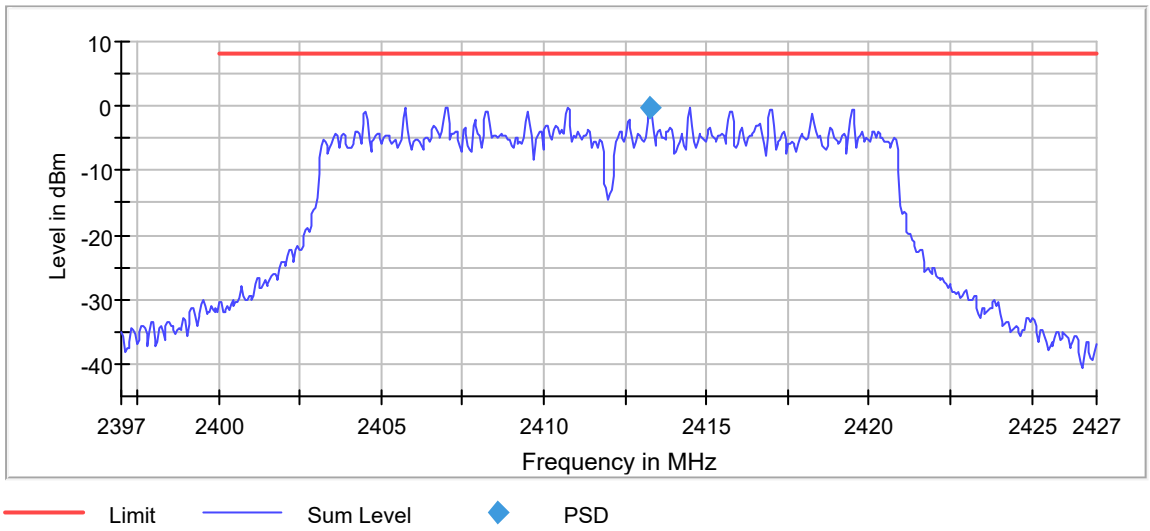

Manufacturer : Industrial Scientific Corporation
Test Item : Gas Monitor
Model No. : Ventis Pro 4 and Ventis Pro 5
Serial No. : WiFi Board Unit #2
Test Mode : Transmit at 2437MHz, 802.11n, MCS6, power setting = 0
Test Performed : Power Spectral Density
Test Date : January 14, 2019

DUT Frequency (MHz)	Frequency (MHz)	PSD (dBm)	RBW (kHz)	Limit Max (dBm)	Result
2437.000000	2439.475000	0.584	100	8.0	PASS

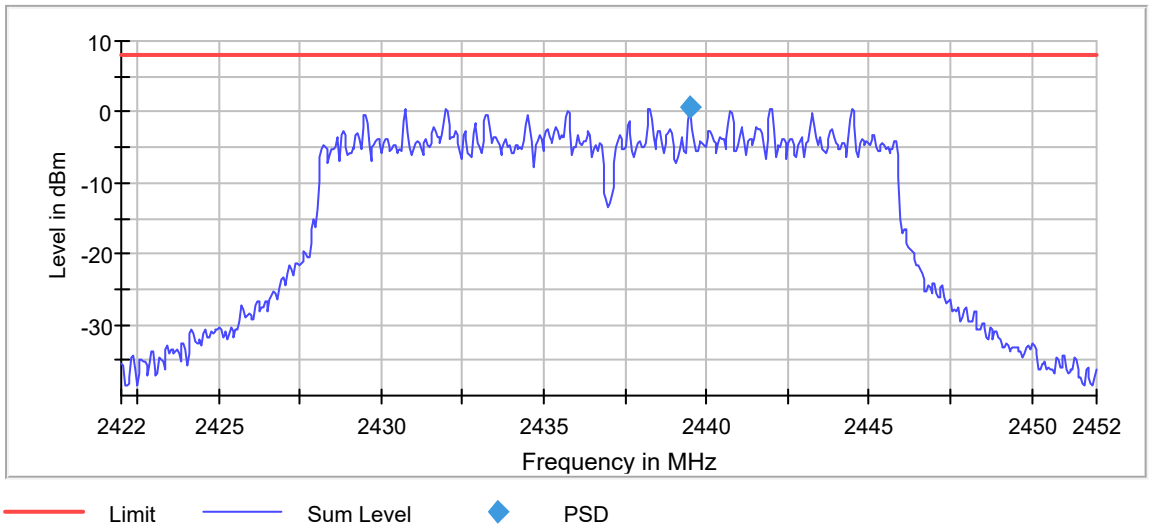

Manufacturer : Industrial Scientific Corporation
Test Item : Gas Monitor
Model No. : Ventis Pro 4 and Ventis Pro 5
Serial No. : WiFi Board Unit #2
Test Mode : Transmit at 2462MHz, 802.11n, MCS6, power setting = 0
Test Performed : Power Spectral Density
Test Date : January 14, 2019

DUT Frequency (MHz)	Frequency (MHz)	PSD (dBm)	RBW (kHz)	Limit Max (dBm)	Result
2462.000000	2455.725000	0.525	100	8.0	PASS

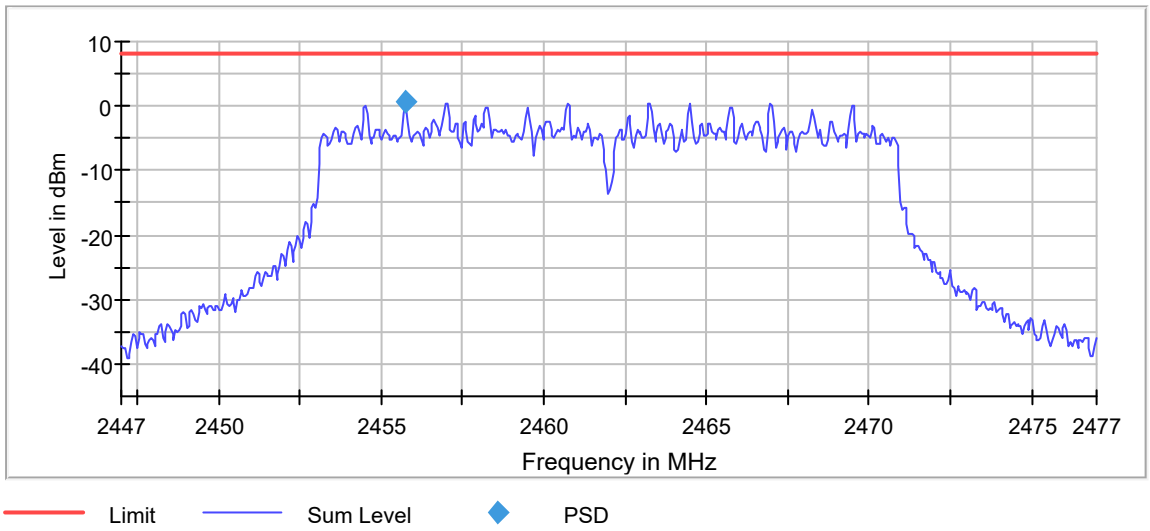

Manufacturer : Industrial Scientific Corporation
Test Item : Gas Monitor
Model No. : Ventis Pro 4 and Ventis Pro 5
Serial No. : WiFi Board Unit #2
Test Mode : Transmit at 2412MHz, 802.11n, MCS7, power setting = 0
Test Performed : Power Spectral Density
Test Date : January 14, 2019

DUT Frequency (MHz)	Frequency (MHz)	PSD (dBm)	RBW (kHz)	Limit Max (dBm)	Result
2412.000000	2413.275000	-1.127	100	8.0	PASS

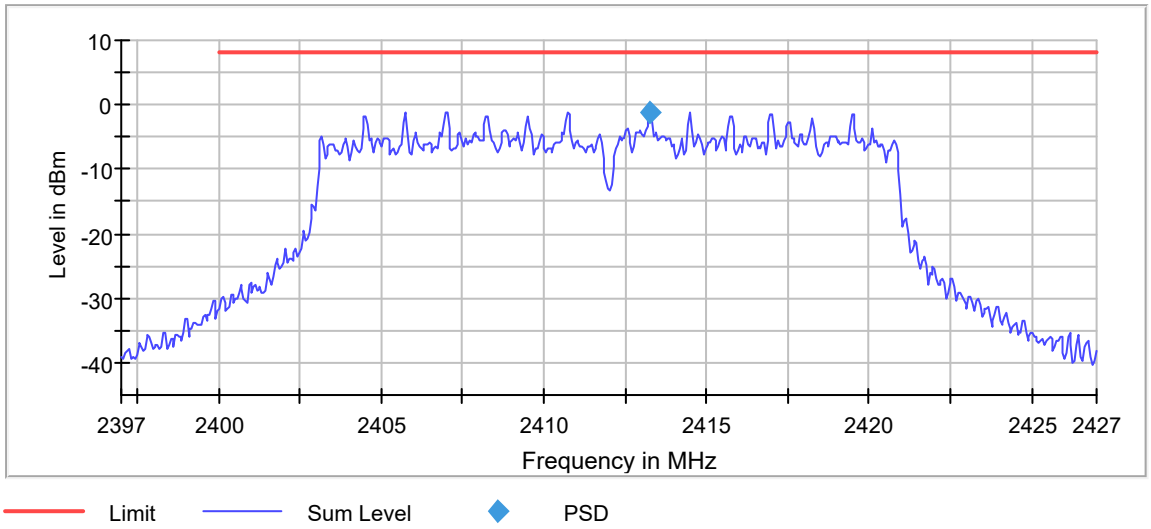

Manufacturer : Industrial Scientific Corporation
Test Item : Gas Monitor
Model No. : Ventis Pro 4 and Ventis Pro 5
Serial No. : WiFi Board Unit #2
Test Mode : Transmit at 2437MHz, 802.11n, MCS7, power setting = 0
Test Performed : Power Spectral Density
Test Date : January 14, 2019

DUT Frequency (MHz)	Frequency (MHz)	PSD (dBm)	RBW (kHz)	Limit Max (dBm)	Result
2437.000000	2439.475000	-0.910	100	8.0	PASS

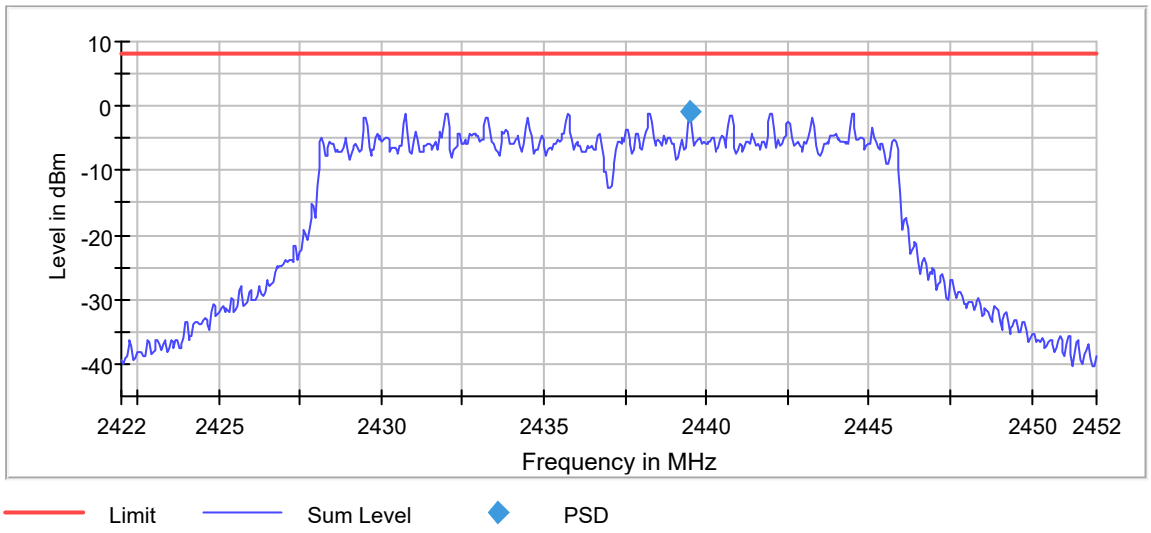

Manufacturer : Industrial Scientific Corporation
Test Item : Gas Monitor
Model No. : Ventis Pro 4 and Ventis Pro 5
Serial No. : WiFi Board Unit #2
Test Mode : Transmit at 2462MHz, 802.11n, MCS7, power setting = 0
Test Performed : Power Spectral Density
Test Date : January 14, 2019
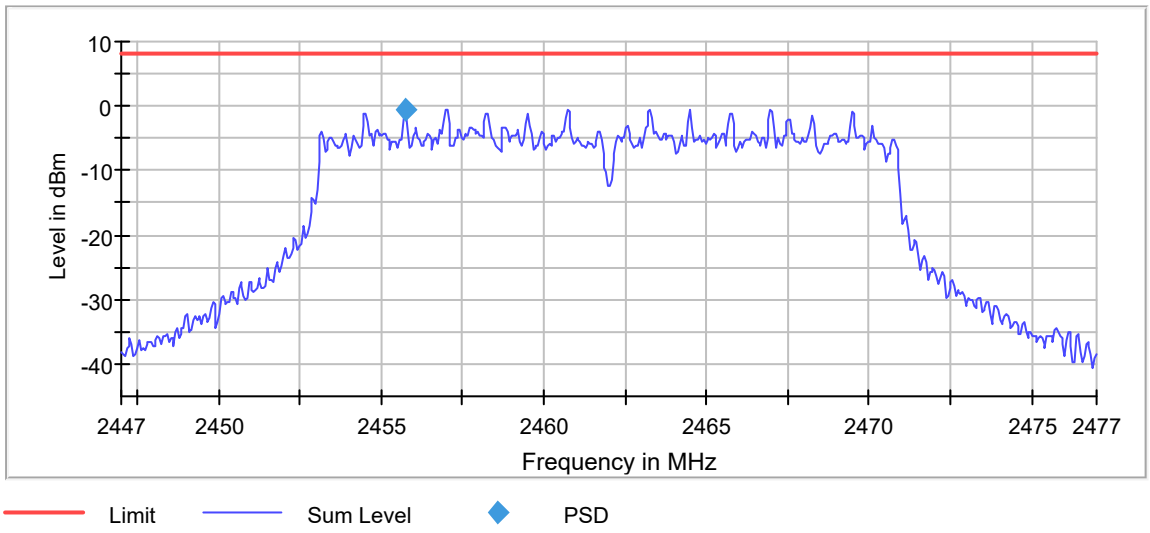
DUT Frequency (MHz)	Frequency (MHz)	PSD (dBm)	RBW (kHz)	Limit Max (dBm)	Result
2462.000000	2455.725000	-0.412	100	8.0	PASS