GSM1900 (GPRS class 8)	GSM1900 (EDGE class 8)
Lowest Channel	**Lowest Channel**
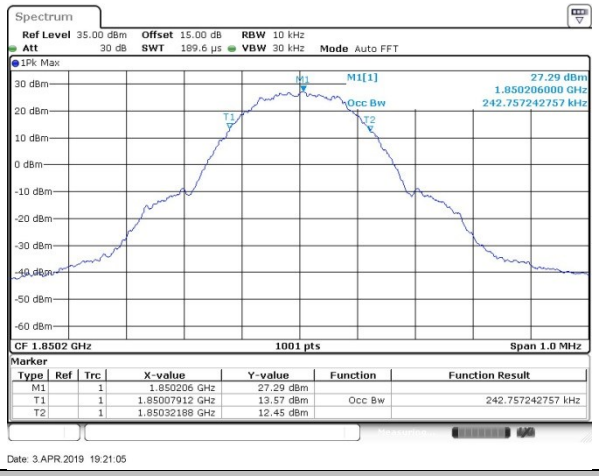	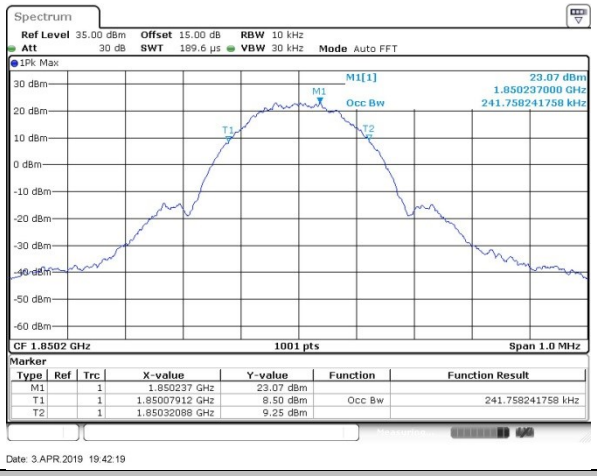
Middle Channel	**Middle Channel**
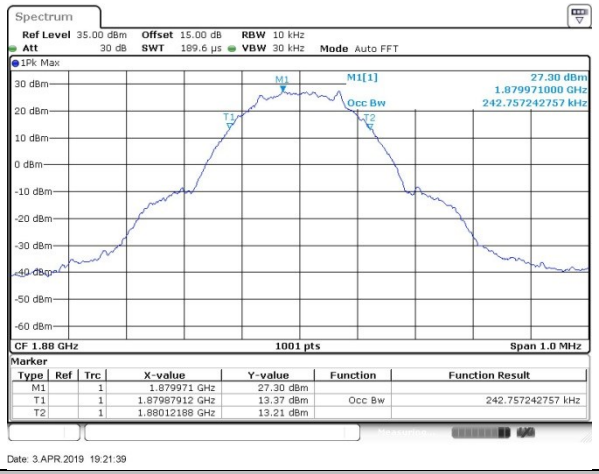	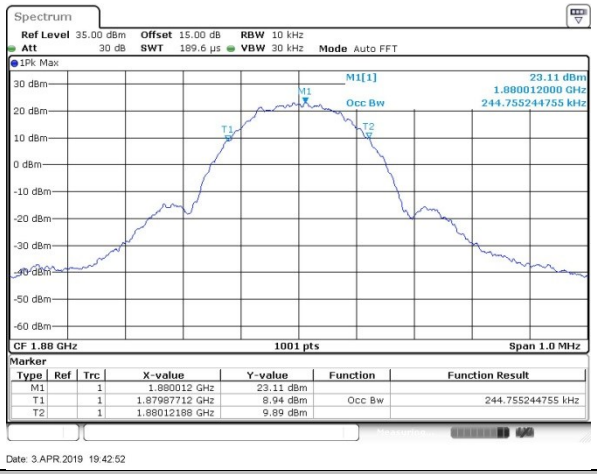
Highest Channel	**Highest Channel**
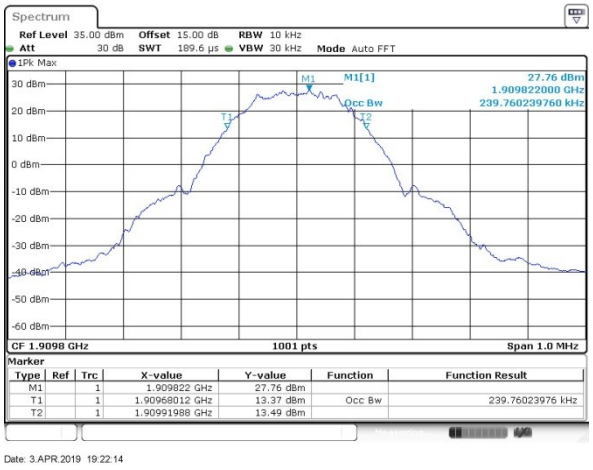	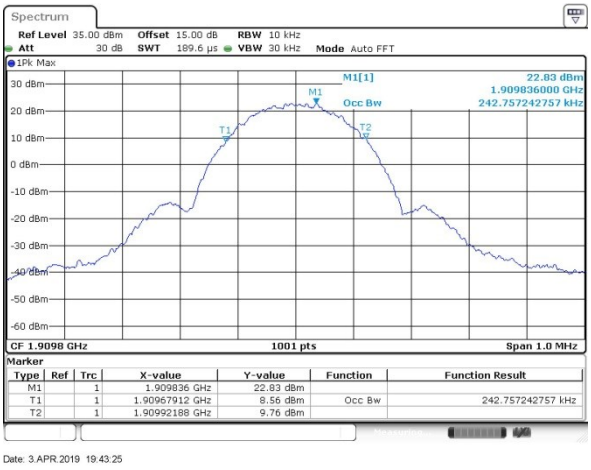

WCDMA Band V (RMC 12.2Kbps)

Lowest Channel

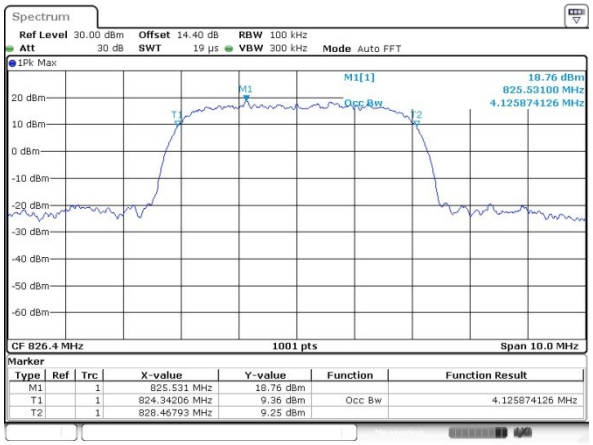

Date: 3.APR.2019 19:58:13

Middle Channel

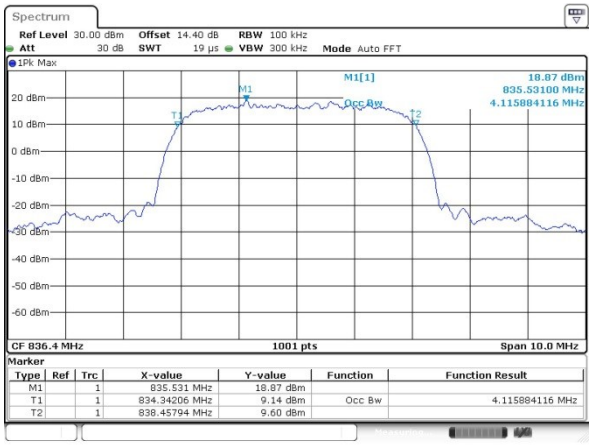

Date: 3.APR.2019 19:58:47

Highest Channel

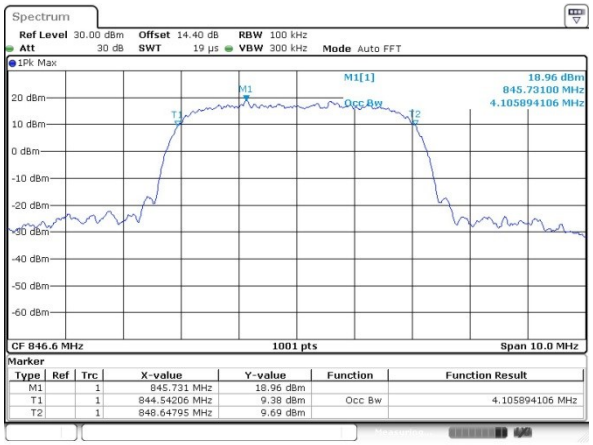

Date: 3.APR.2019 19:59:20

WCDMA Band II (RMC 12.2Kbps)

Lowest Channel

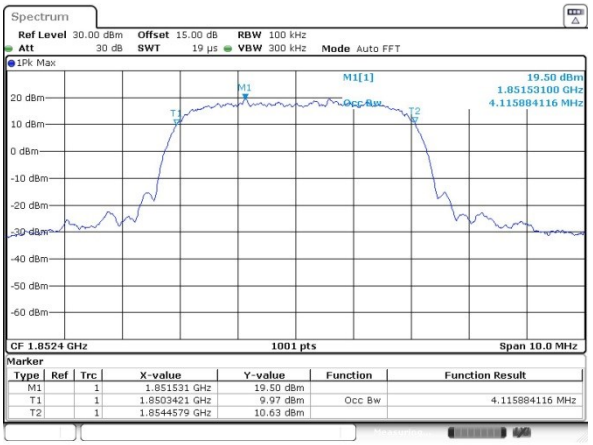

Date: 4.APR.2019 08:44:51

Middle Channel

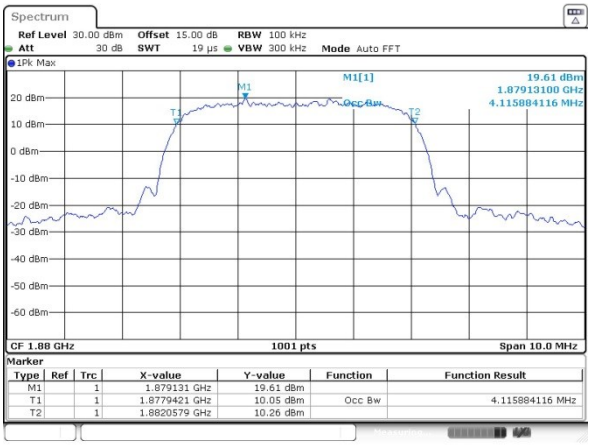

Date: 4.APR.2019 08:45:35

Highest Channel

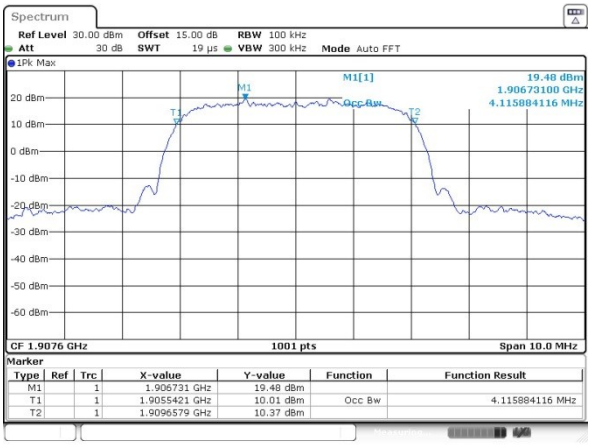

Date: 4.APR.2019 08:46:08

WCDMA Band IV (RMC 12.2Kbps)

Lowest Channel

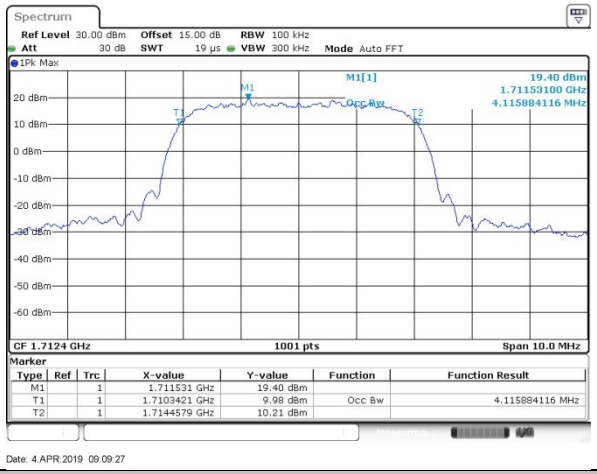

Middle Channel

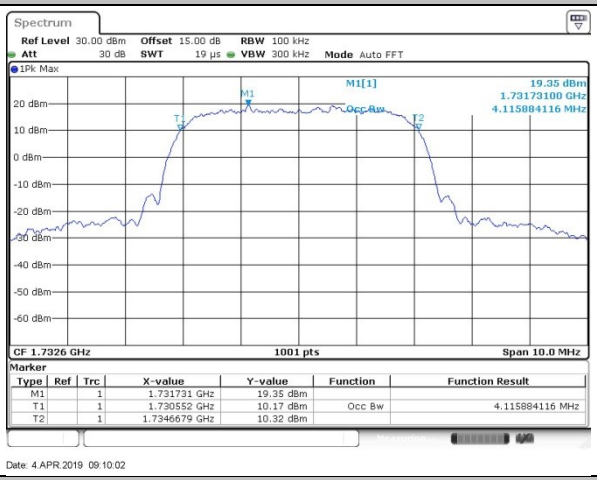

Highest Channel

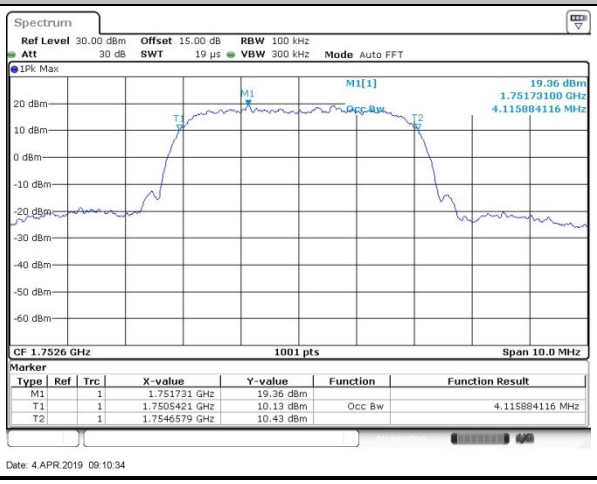

Conducted Band Edge

GSM850 (GPRS class 8)

Lowest Band Edge

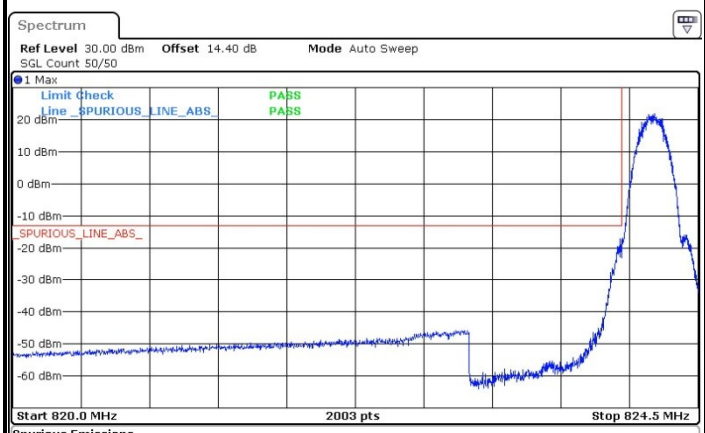

Spurious Emissions

Range Low	Range Up	RBW	Frequency	Power Abs	ΔLimit
820.000 MHz	823.000 MHz	100.000 kHz	822.96853 MHz	-45.80 dBm	-32.80 dB
823.000 MHz	824.000 MHz	3.000 kHz	823.98703 MHz	-17.05 dBm	-4.05 dB
824.000 MHz	824.500 MHz	10.000 kHz	824.21507 MHz	21.74 dBm	-13.26 dB

Date: 3.APR.2019 18:05:35

Highest Band Edge

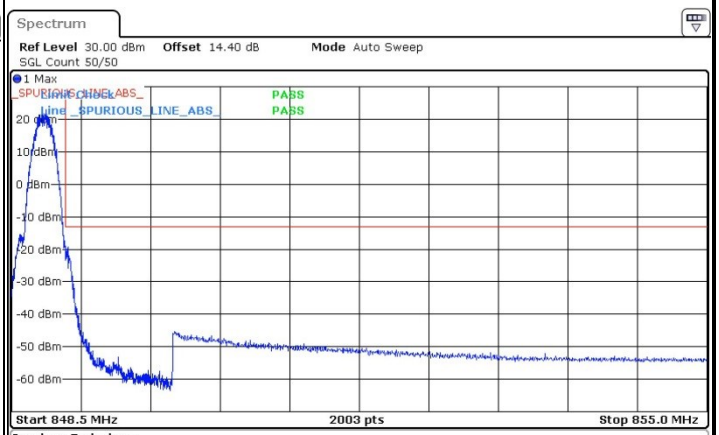

Spurious Emissions

Range Low	Range Up	RBW	Frequency	Power Abs	ΔLimit
848.500 MHz	849.000 MHz	10.000 kHz	848.82385 MHz	22.92 dBm	-12.08 dB
849.000 MHz	850.000 MHz	3.000 kHz	849.02894 MHz	-19.29 dBm	-6.29 dB
850.000 MHz	855.000 MHz	100.000 kHz	850.02248 MHz	-45.44 dBm	-32.44 dB

Date: 3.APR.2019 18:07:05

GSM850 (EDGE class 8)

Lowest Band Edge

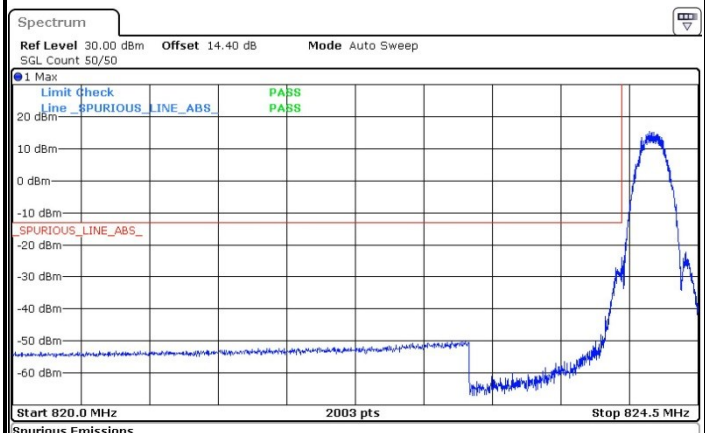

Spurious Emissions

Range Low	Range Up	RBW	Frequency	Power Abs	ΔLimit
820.000 MHz	823.000 MHz	100.000 kHz	822.95055 MHz	-50.07 dBm	-37.07 dB
823.000 MHz	824.000 MHz	3.000 kHz	823.95908 MHz	-27.09 dBm	-14.09 dB
824.000 MHz	824.500 MHz	10.000 kHz	824.17814 MHz	15.27 dBm	-19.73 dB

Date: 3.APR.2019 19:05:12

Highest Band Edge

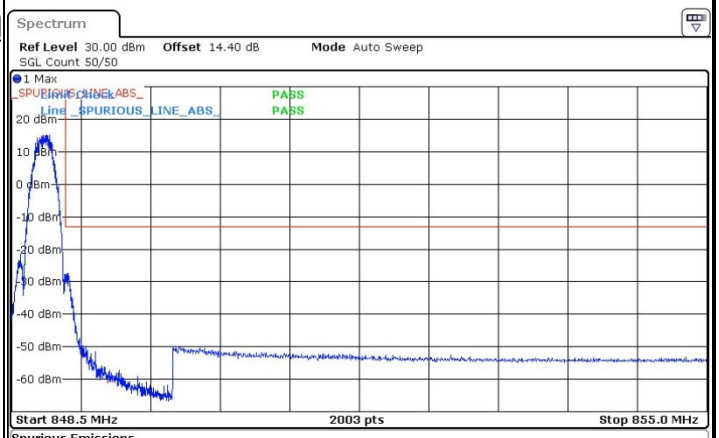

Spurious Emissions

Range Low	Range Up	RBW	Frequency	Power Abs	ΔLimit
848.500 MHz	849.000 MHz	10.000 kHz	848.80090 MHz	15.20 dBm	-19.80 dB
849.000 MHz	850.000 MHz	3.000 kHz	849.03094 MHz	-27.36 dBm	-14.36 dB
850.000 MHz	855.000 MHz	100.000 kHz	850.07243 MHz	-49.95 dBm	-36.95 dB

Date: 3.APR.2019 19:06:45

GSM1900 (GPRS class 8)

Lowest Band Edge

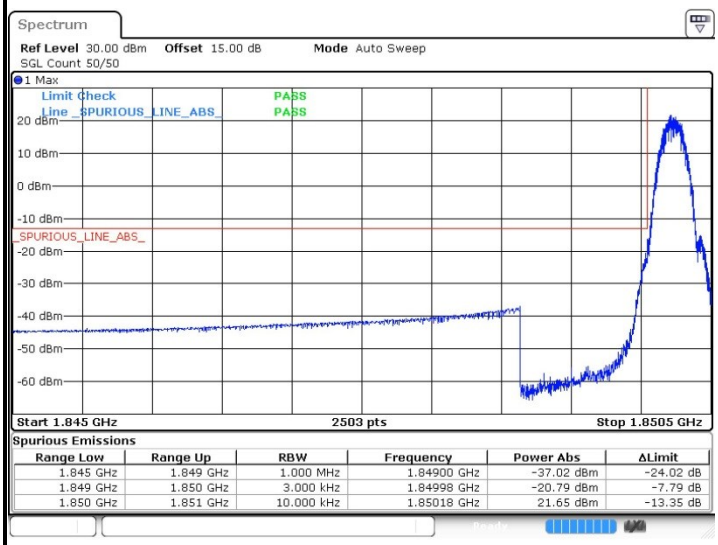

Spurious Emissions

Range Low	Range Up	RBW	Frequency	Power Abs	ΔLimit
1.845 GHz	1.849 GHz	1.000 MHz	1.84900 GHz	-37.02 dBm	-24.02 dB
1.849 GHz	1.850 GHz	3.000 kHz	1.84998 GHz	-20.79 dBm	-7.79 dB
1.850 GHz	1.851 GHz	10.000 kHz	1.85018 GHz	21.65 dBm	-13.35 dB

Date: 3.APR.2019 19:23:51

Highest Band Edge

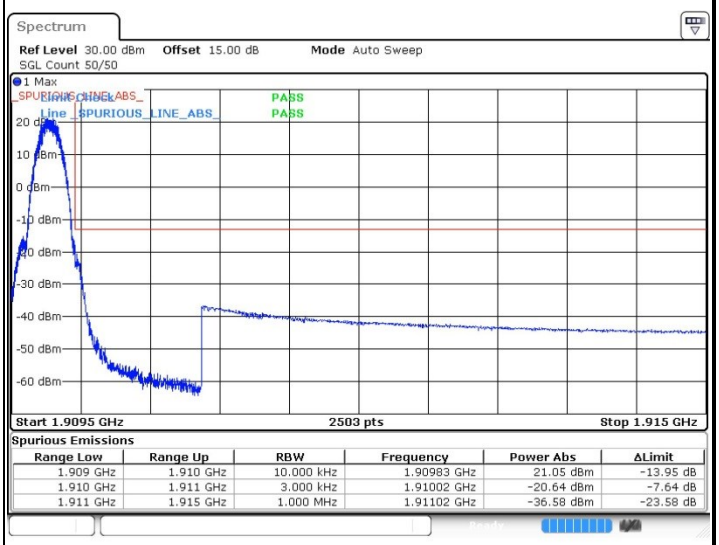

Spurious Emissions

Range Low	Range Up	RBW	Frequency	Power Abs	ΔLimit
1.909 GHz	1.910 GHz	10.000 kHz	1.90983 GHz	21.05 dBm	-13.95 dB
1.910 GHz	1.911 GHz	3.000 kHz	1.91002 GHz	-20.64 dBm	-7.64 dB
1.911 GHz	1.915 GHz	1.000 MHz	1.91102 GHz	-36.58 dBm	-23.58 dB

Date: 3.APR.2019 19:25:21

GSM1900 (EDGE class 8)

Lowest Band Edge

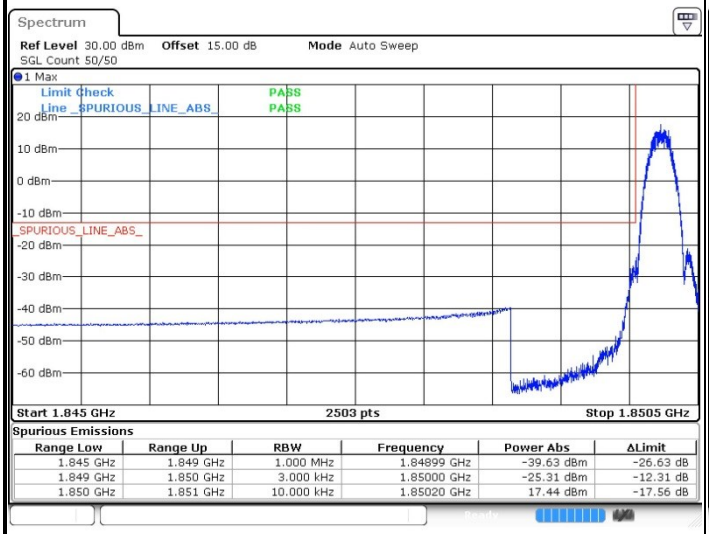

Spurious Emissions

Range Low	Range Up	RBW	Frequency	Power Abs	ΔLimit
1.845 GHz	1.849 GHz	1.000 MHz	1.84899 GHz	-39.63 dBm	-26.63 dB
1.849 GHz	1.850 GHz	3.000 kHz	1.85000 GHz	-25.31 dBm	-12.31 dB
1.850 GHz	1.851 GHz	10.000 kHz	1.85020 GHz	17.44 dBm	-17.56 dB

Date: 3.APR.2019 19:44:57

Highest Band Edge

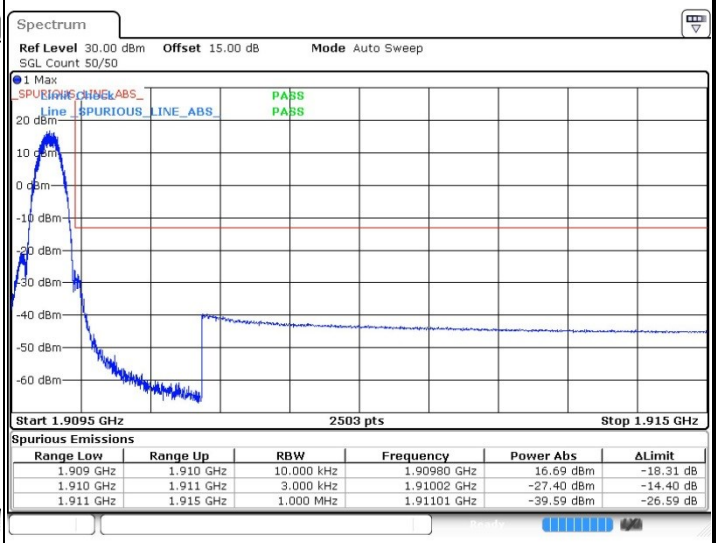

Spurious Emissions

Range Low	Range Up	RBW	Frequency	Power Abs	ΔLimit
1.909 GHz	1.910 GHz	10.000 kHz	1.90980 GHz	16.69 dBm	-18.31 dB
1.910 GHz	1.911 GHz	3.000 kHz	1.91002 GHz	-27.40 dBm	-14.40 dB
1.911 GHz	1.915 GHz	1.000 MHz	1.91101 GHz	-39.59 dBm	-26.59 dB

Date: 3.APR.2019 19:46:27

WCDMA Band V (RMC 12.2Kbps)

Lowest Band Edge

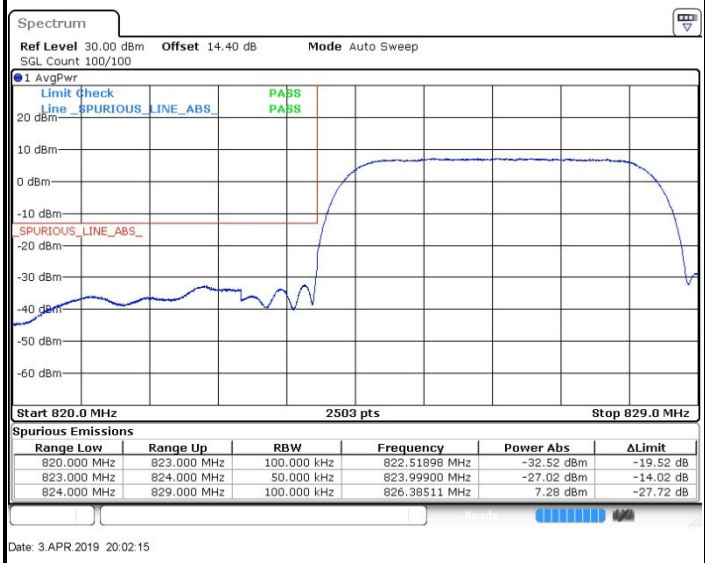

Spurious Emissions

Range Low	Range Up	RBW	Frequency	Power Abs	ΔLimit
820.000 MHz	823.000 MHz	100.000 kHz	822.51898 MHz	-32.52 dBm	-19.52 dB
823.000 MHz	824.000 MHz	50.000 kHz	823.99900 MHz	-27.02 dBm	-14.02 dB
824.000 MHz	829.000 MHz	100.000 kHz	826.38511 MHz	7.28 dBm	-27.72 dB

Date: 3.APR.2019 20:02:15

Highest Band Edge

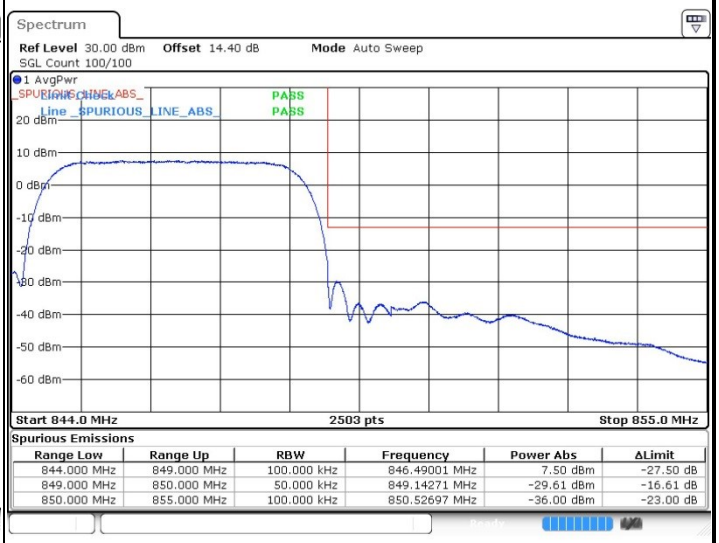

Spurious Emissions

Range Low	Range Up	RBW	Frequency	Power Abs	ΔLimit
844.000 MHz	849.000 MHz	100.000 kHz	846.49001 MHz	7.50 dBm	-27.50 dB
849.000 MHz	850.000 MHz	50.000 kHz	849.14271 MHz	-29.61 dBm	-16.61 dB
850.000 MHz	855.000 MHz	100.000 kHz	850.52697 MHz	-36.00 dBm	-23.00 dB

Date: 3.APR.2019 20:05:01

WCDMA Band II (RMC 12.2Kbps)

Lowest Band Edge

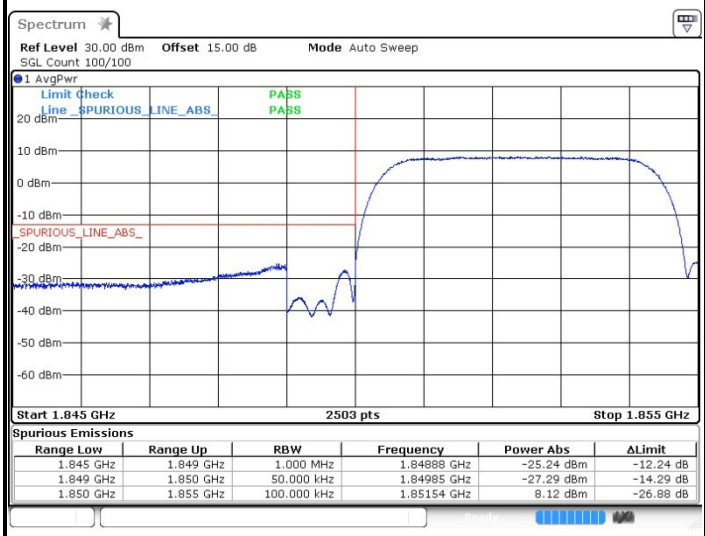

Spurious Emissions

Range Low	Range Up	RBW	Frequency	Power Abs	ΔLimit
1.845 GHz	1.849 GHz	1.000 MHz	1.84888 GHz	-25.24 dBm	-12.24 dB
1.849 GHz	1.850 GHz	50.000 kHz	1.84985 GHz	-27.29 dBm	-14.29 dB
1.850 GHz	1.855 GHz	100.000 kHz	1.85154 GHz	8.12 dBm	-26.88 dB

Date: 4.APR.2019 08:53:25

Highest Band Edge

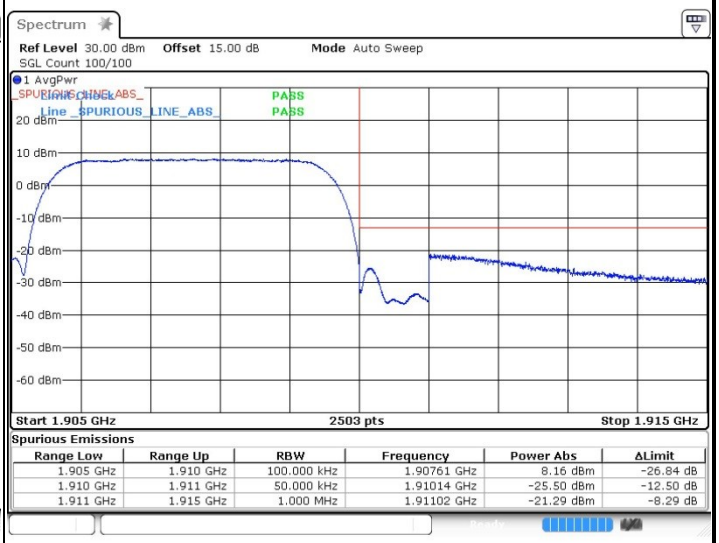

Spurious Emissions

Range Low	Range Up	RBW	Frequency	Power Abs	ΔLimit
1.905 GHz	1.910 GHz	100.000 kHz	1.90761 GHz	8.16 dBm	-26.84 dB
1.910 GHz	1.911 GHz	50.000 kHz	1.91014 GHz	-25.50 dBm	-12.50 dB
1.911 GHz	1.915 GHz	1.000 MHz	1.91102 GHz	-21.29 dBm	-8.29 dB

Date: 4.APR.2019 08:56:11

WCDMA Band IV (RMC 12.2Kbps)	
Lowest Band Edge	**Highest Band Edge**

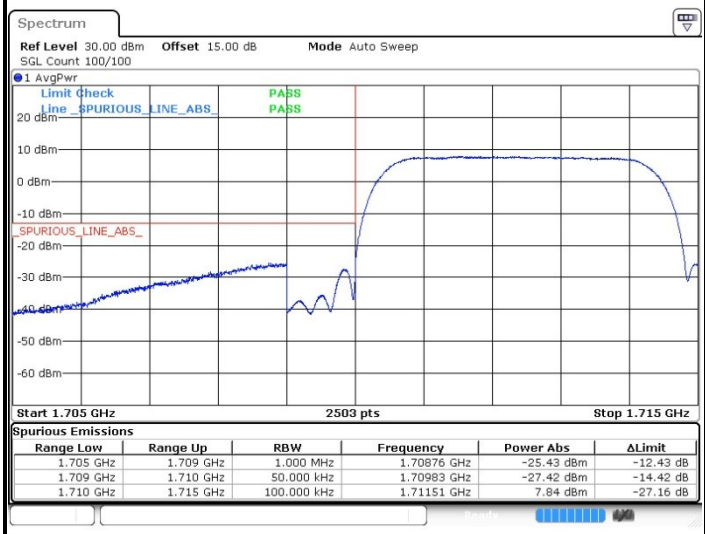

Spurious Emissions

Range Low	Range Up	RBW	Frequency	Power Abs	ΔLimit
1.705 GHz	1.709 GHz	1.000 MHz	1.70876 GHz	-25.43 dBm	-12.43 dB
1.709 GHz	1.710 GHz	50.000 kHz	1.70983 GHz	-27.42 dBm	-14.42 dB
1.710 GHz	1.715 GHz	100.000 kHz	1.71151 GHz	7.84 dBm	-27.16 dB

Date: 4.APR.2019 09:13:23

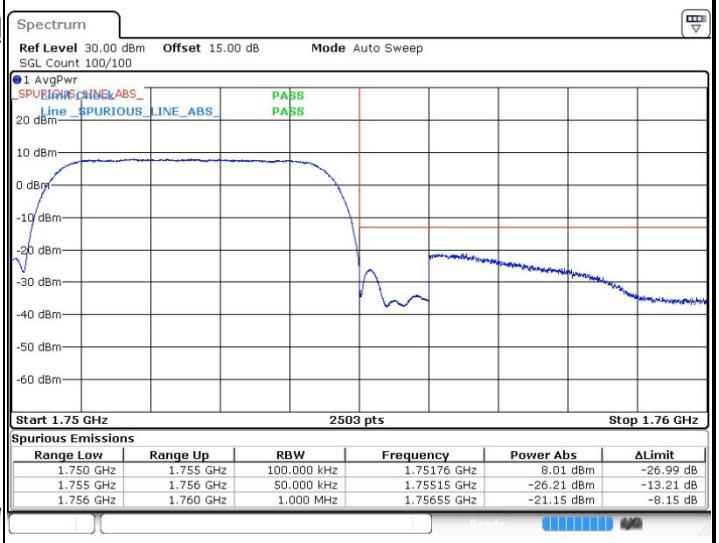

Spurious Emissions

Range Low	Range Up	RBW	Frequency	Power Abs	ΔLimit
1.750 GHz	1.755 GHz	100.000 kHz	1.75176 GHz	8.01 dBm	-26.99 dB
1.755 GHz	1.756 GHz	50.000 kHz	1.75515 GHz	-26.21 dBm	-13.21 dB
1.756 GHz	1.760 GHz	1.000 MHz	1.75655 GHz	-21.15 dBm	-8.15 dB

Date: 4.APR.2019 09:16:10

Conducted Spurious Emission

GSM850 (GPRS class 8)

Lowest Channel

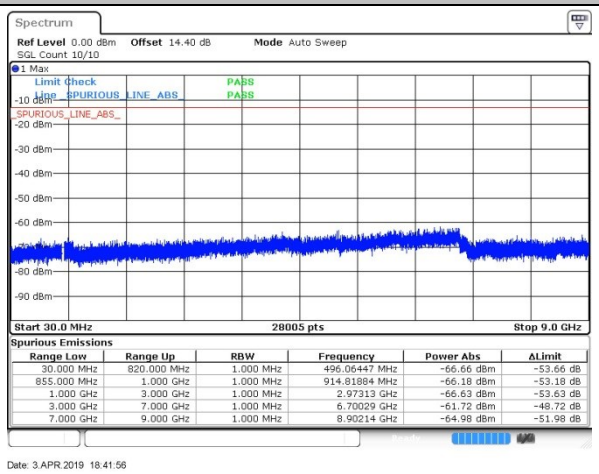

Spurious Emissions

Range Low	Range Up	RBW	Frequency	Power Abs	ΔLimit
30.000 MHz	820.000 MHz	1.000 MHz	496.06447 MHz	-66.66 dBm	-53.66 dB
855.000 MHz	1.000 GHz	1.000 MHz	914.81884 MHz	-66.18 dBm	-53.18 dB
1.000 GHz	3.000 GHz	1.000 MHz	2.97313 GHz	-66.63 dBm	-53.63 dB
3.000 GHz	7.000 GHz	1.000 MHz	6.70029 GHz	-61.72 dBm	-48.72 dB
7.000 GHz	9.000 GHz	1.000 MHz	8.90214 GHz	-64.98 dBm	-51.98 dB

Date: 3.APR.2019 18:41:56

Middle Channel

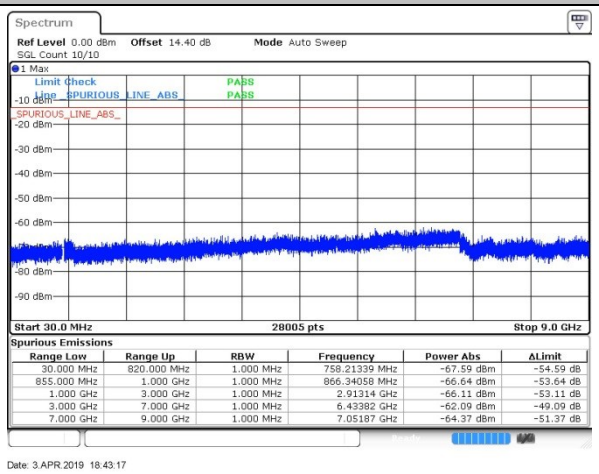

Spurious Emissions

Range Low	Range Up	RBW	Frequency	Power Abs	ΔLimit
30.000 MHz	820.000 MHz	1.000 MHz	758.21339 MHz	-67.59 dBm	-54.59 dB
855.000 MHz	1.000 GHz	1.000 MHz	866.34058 MHz	-66.64 dBm	-53.64 dB
1.000 GHz	3.000 GHz	1.000 MHz	2.91314 GHz	-66.11 dBm	-53.11 dB
3.000 GHz	7.000 GHz	1.000 MHz	6.43382 GHz	-62.09 dBm	-49.09 dB
7.000 GHz	9.000 GHz	1.000 MHz	7.05187 GHz	-64.37 dBm	-51.37 dB

Date: 3.APR.2019 18:43:17

Highest Channel

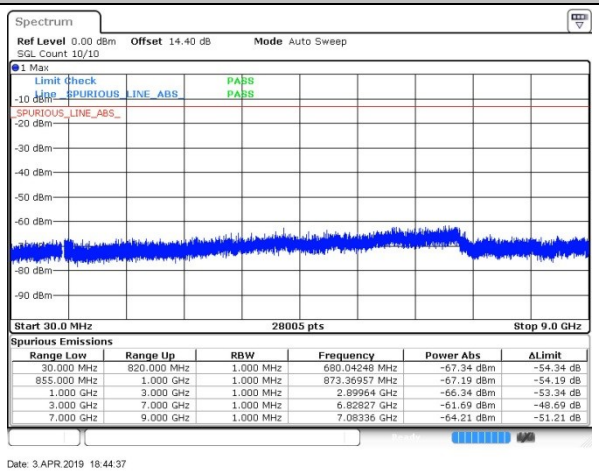

Spurious Emissions

Range Low	Range Up	RBW	Frequency	Power Abs	ΔLimit
30.000 MHz	820.000 MHz	1.000 MHz	680.04248 MHz	-67.34 dBm	-54.34 dB
855.000 MHz	1.000 GHz	1.000 MHz	873.36957 MHz	-67.19 dBm	-54.19 dB
1.000 GHz	3.000 GHz	1.000 MHz	2.89964 GHz	-66.34 dBm	-53.34 dB
3.000 GHz	7.000 GHz	1.000 MHz	6.82827 GHz	-61.69 dBm	-48.69 dB
7.000 GHz	9.000 GHz	1.000 MHz	7.08336 GHz	-64.21 dBm	-51.21 dB

Date: 3.APR.2019 18:44:37

GSM850 (EDGE class 8)

Lowest Channel

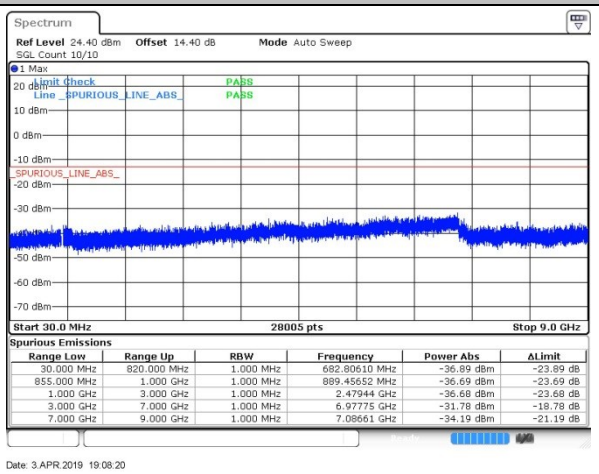

Spurious Emissions

Range Low	Range Up	RBW	Frequency	Power Abs	ΔLimit
30.000 MHz	820.000 MHz	1.000 MHz	682.80610 MHz	-36.89 dBm	-23.89 dB
855.000 MHz	1.000 GHz	1.000 MHz	889.45652 MHz	-36.69 dBm	-23.69 dB
1.000 GHz	3.000 GHz	1.000 MHz	2.47944 GHz	-36.68 dBm	-23.68 dB
3.000 GHz	7.000 GHz	1.000 MHz	6.97775 GHz	-31.78 dBm	-18.78 dB
7.000 GHz	9.000 GHz	1.000 MHz	7.08661 GHz	-34.19 dBm	-21.19 dB

Date: 3.APR.2019 19:08:20

Middle Channel

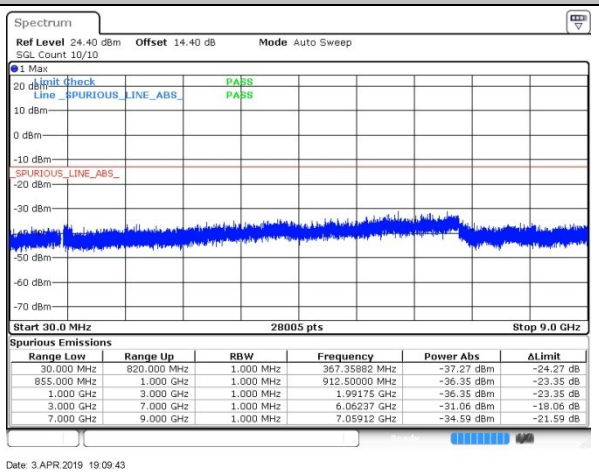

Spurious Emissions

Range Low	Range Up	RBW	Frequency	Power Abs	ΔLimit
30.000 MHz	820.000 MHz	1.000 MHz	367.35882 MHz	-37.27 dBm	-24.27 dB
855.000 MHz	1.000 GHz	1.000 MHz	912.50000 MHz	-36.35 dBm	-23.35 dB
1.000 GHz	3.000 GHz	1.000 MHz	1.99175 GHz	-36.35 dBm	-23.35 dB
3.000 GHz	7.000 GHz	1.000 MHz	6.06237 GHz	-31.06 dBm	-18.06 dB
7.000 GHz	9.000 GHz	1.000 MHz	7.05912 GHz	-34.59 dBm	-21.59 dB

Date: 3.APR.2019 19:09:43

Highest Channel

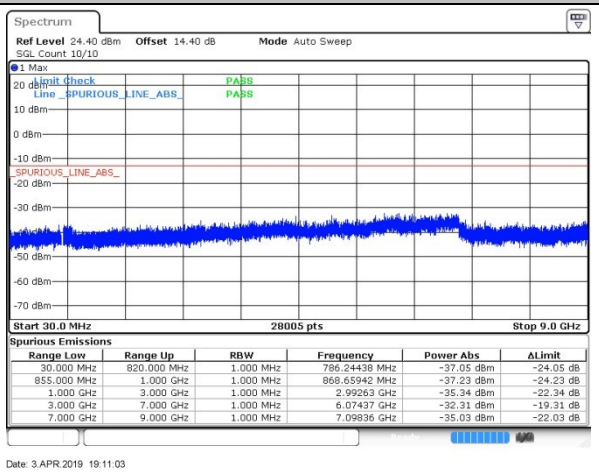

Spurious Emissions

Range Low	Range Up	RBW	Frequency	Power Abs	ΔLimit
30.000 MHz	820.000 MHz	1.000 MHz	786.24438 MHz	-37.05 dBm	-24.05 dB
855.000 MHz	1.000 GHz	1.000 MHz	868.65942 MHz	-37.23 dBm	-24.23 dB
1.000 GHz	3.000 GHz	1.000 MHz	2.99263 GHz	-35.34 dBm	-22.34 dB
3.000 GHz	7.000 GHz	1.000 MHz	6.07437 GHz	-32.31 dBm	-19.31 dB
7.000 GHz	9.000 GHz	1.000 MHz	7.09836 GHz	-35.03 dBm	-22.03 dB

Date: 3.APR.2019 19:11:03

GSM1900 (GPRS class 8)

Lowest Channel

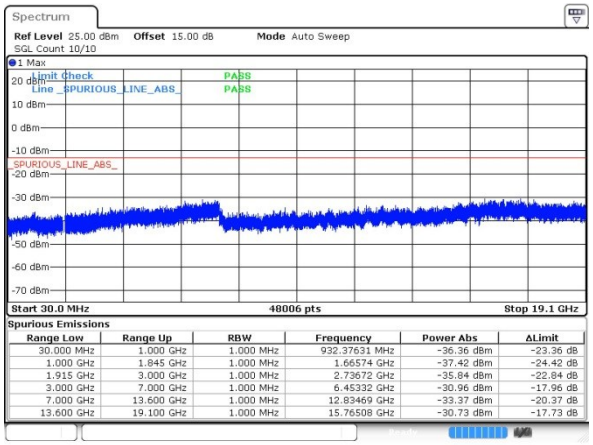

Spurious Emissions

Range Low	Range Up	RBW	Frequency	Power Abs	ΔLimit
30.000 MHz	1.000 GHz	1.000 MHz	932.37631 MHz	-36.36 dBm	-23.36 dB
1.000 GHz	1.845 GHz	1.000 MHz	1.66574 GHz	-37.42 dBm	-24.42 dB
1.915 GHz	3.000 GHz	1.000 MHz	2.73672 GHz	-35.84 dBm	-22.84 dB
3.000 GHz	7.000 GHz	1.000 MHz	6.45332 GHz	-30.96 dBm	-17.96 dB
7.000 GHz	13.600 GHz	1.000 MHz	12.83469 GHz	-33.37 dBm	-20.37 dB
13.600 GHz	19.100 GHz	1.000 MHz	15.76508 GHz	-30.73 dBm	-17.73 dB

Date: 3.APR.2019 19:26:54

GSM1900 (EDGE class 8)

Lowest Channel

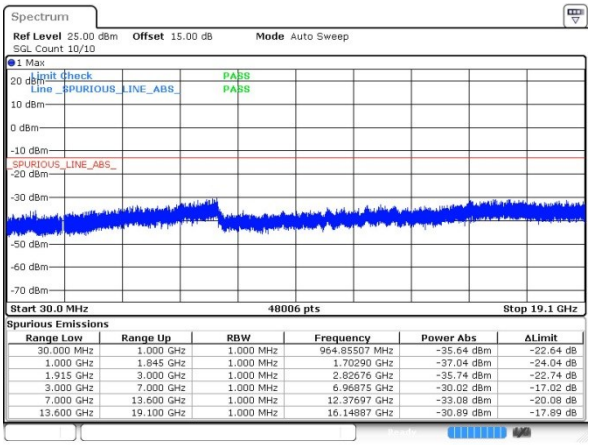

Spurious Emissions

Range Low	Range Up	RBW	Frequency	Power Abs	ΔLimit
30.000 MHz	1.000 GHz	1.000 MHz	964.85507 MHz	-35.64 dBm	-22.64 dB
1.000 GHz	1.845 GHz	1.000 MHz	1.70290 GHz	-37.04 dBm	-24.04 dB
1.915 GHz	3.000 GHz	1.000 MHz	2.82676 GHz	-35.74 dBm	-22.74 dB
3.000 GHz	7.000 GHz	1.000 MHz	6.96875 GHz	-30.02 dBm	-17.02 dB
7.000 GHz	13.600 GHz	1.000 MHz	12.37697 GHz	-33.08 dBm	-20.08 dB
13.600 GHz	19.100 GHz	1.000 MHz	16.14887 GHz	-30.89 dBm	-17.89 dB

Date: 3.APR.2019 19:47:54

Middle Channel

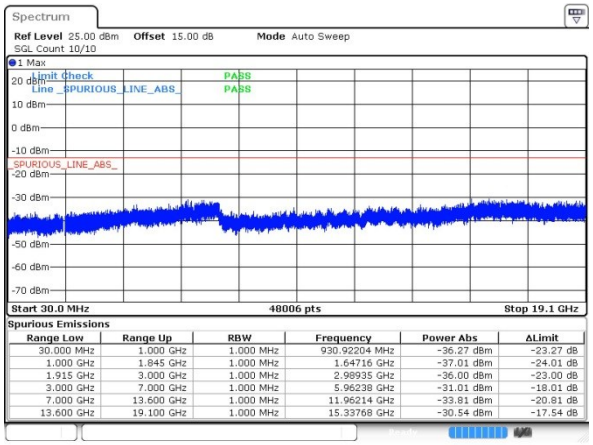

Spurious Emissions

Range Low	Range Up	RBW	Frequency	Power Abs	ΔLimit
30.000 MHz	1.000 GHz	1.000 MHz	930.92204 MHz	-36.27 dBm	-23.27 dB
1.000 GHz	1.845 GHz	1.000 MHz	1.64716 GHz	-37.01 dBm	-24.01 dB
1.915 GHz	3.000 GHz	1.000 MHz	2.98935 GHz	-36.00 dBm	-23.00 dB
3.000 GHz	7.000 GHz	1.000 MHz	5.96238 GHz	-31.01 dBm	-18.01 dB
7.000 GHz	13.600 GHz	1.000 MHz	11.96214 GHz	-33.81 dBm	-20.81 dB
13.600 GHz	19.100 GHz	1.000 MHz	15.33768 GHz	-30.54 dBm	-17.54 dB

Date: 3.APR.2019 19:28:14

Middle Channel

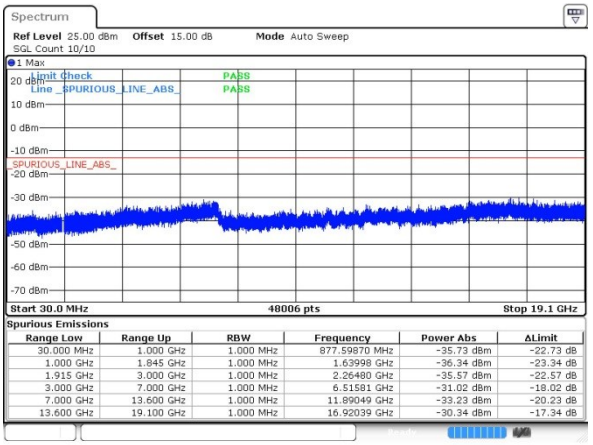

Spurious Emissions

Range Low	Range Up	RBW	Frequency	Power Abs	ΔLimit
30.000 MHz	1.000 GHz	1.000 MHz	877.59870 MHz	-35.73 dBm	-22.73 dB
1.000 GHz	1.845 GHz	1.000 MHz	1.63998 GHz	-36.34 dBm	-23.34 dB
1.915 GHz	3.000 GHz	1.000 MHz	2.26480 GHz	-35.57 dBm	-22.57 dB
3.000 GHz	7.000 GHz	1.000 MHz	6.51581 GHz	-31.02 dBm	-18.02 dB
7.000 GHz	13.600 GHz	1.000 MHz	11.89049 GHz	-33.23 dBm	-20.23 dB
13.600 GHz	19.100 GHz	1.000 MHz	16.92039 GHz	-30.34 dBm	-17.34 dB

Date: 3.APR.2019 19:49:12

Highest Channel

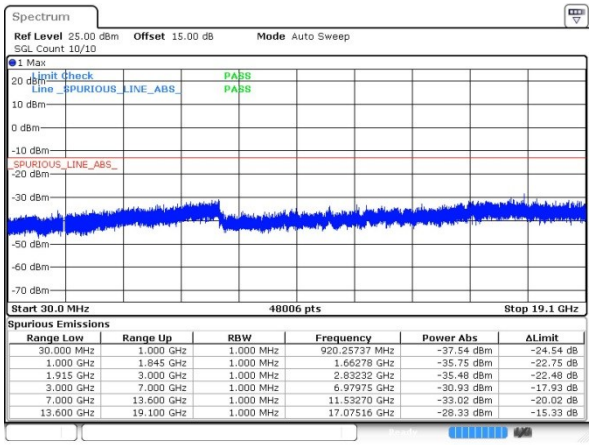

Spurious Emissions

Range Low	Range Up	RBW	Frequency	Power Abs	ΔLimit
30.000 MHz	1.000 GHz	1.000 MHz	920.25737 MHz	-37.54 dBm	-24.54 dB
1.000 GHz	1.845 GHz	1.000 MHz	1.66278 GHz	-35.75 dBm	-22.75 dB
1.915 GHz	3.000 GHz	1.000 MHz	2.83232 GHz	-35.48 dBm	-22.48 dB
3.000 GHz	7.000 GHz	1.000 MHz	6.97975 GHz	-30.93 dBm	-17.93 dB
7.000 GHz	13.600 GHz	1.000 MHz	11.53270 GHz	-33.02 dBm	-20.02 dB
13.600 GHz	19.100 GHz	1.000 MHz	17.07516 GHz	-28.33 dBm	-15.33 dB

Date: 3.APR.2019 19:29:34

Highest Channel

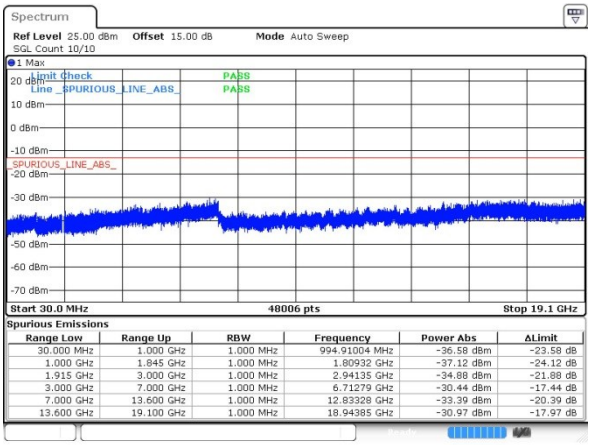

Spurious Emissions

Range Low	Range Up	RBW	Frequency	Power Abs	ΔLimit
30.000 MHz	1.000 GHz	1.000 MHz	994.91004 MHz	-36.58 dBm	-23.58 dB
1.000 GHz	1.845 GHz	1.000 MHz	1.80932 GHz	-37.12 dBm	-24.12 dB
1.915 GHz	3.000 GHz	1.000 MHz	2.94135 GHz	-34.88 dBm	-21.88 dB
3.000 GHz	7.000 GHz	1.000 MHz	6.71279 GHz	-30.44 dBm	-17.44 dB
7.000 GHz	13.600 GHz	1.000 MHz	12.83328 GHz	-33.39 dBm	-20.39 dB
13.600 GHz	19.100 GHz	1.000 MHz	18.94385 GHz	-30.97 dBm	-17.97 dB

Date: 3.APR.2019 19:50:32

WCDMA Band V (RMC 12.2Kbps)

Lowest Channel

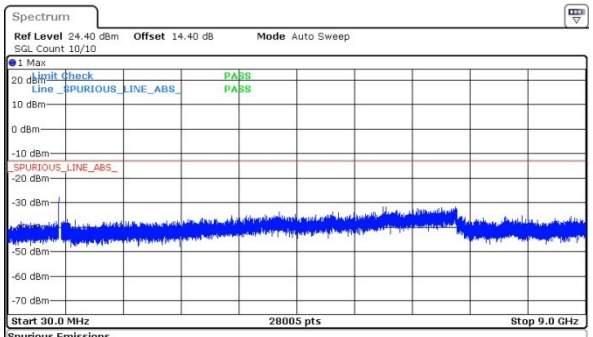

Spurious Emissions

Range Low	Range Up	RBW	Frequency	Power Abs	ΔLimit
30.000 MHz	820.000 MHz	1.000 MHz	819.40780 MHz	-27.80 dBm	-14.80 dB
855.000 MHz	1.000 GHz	1.000 MHz	950.18116 MHz	-36.83 dBm	-23.83 dB
1.000 GHz	3.000 GHz	1.000 MHz	2.82640 GHz	-36.79 dBm	-23.79 dB
3.000 GHz	7.000 GHz	1.000 MHz	5.86039 GHz	-31.59 dBm	-18.59 dB
7.000 GHz	9.000 GHz	1.000 MHz	8.01225 GHz	-35.44 dBm	-22.44 dB

Date: 3.APR.2019 20:06:25

Middle Channel

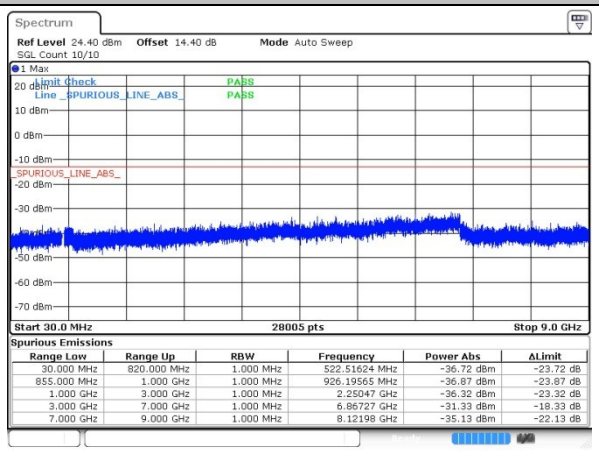

Spurious Emissions

Range Low	Range Up	RBW	Frequency	Power Abs	ΔLimit
30.000 MHz	820.000 MHz	1.000 MHz	522.51624 MHz	-36.72 dBm	-23.72 dB
855.000 MHz	1.000 GHz	1.000 MHz	926.19565 MHz	-36.87 dBm	-23.87 dB
1.000 GHz	3.000 GHz	1.000 MHz	2.25047 GHz	-36.32 dBm	-23.32 dB
3.000 GHz	7.000 GHz	1.000 MHz	6.86727 GHz	-31.33 dBm	-18.33 dB
7.000 GHz	9.000 GHz	1.000 MHz	8.12198 GHz	-35.13 dBm	-22.13 dB

Date: 3.APR.2019 20:07:44

Highest Channel

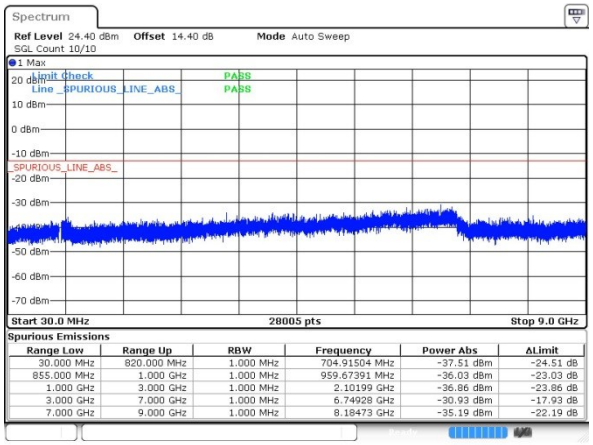

Spurious Emissions

Range Low	Range Up	RBW	Frequency	Power Abs	ΔLimit
30.000 MHz	820.000 MHz	1.000 MHz	704.91504 MHz	-37.51 dBm	-24.51 dB
855.000 MHz	1.000 GHz	1.000 MHz	959.67391 MHz	-36.03 dBm	-23.03 dB
1.000 GHz	3.000 GHz	1.000 MHz	2.10199 GHz	-36.86 dBm	-23.86 dB
3.000 GHz	7.000 GHz	1.000 MHz	6.74928 GHz	-30.93 dBm	-17.93 dB
7.000 GHz	9.000 GHz	1.000 MHz	8.18473 GHz	-35.19 dBm	-22.19 dB

Date: 3.APR.2019 20:09:06

WCDMA Band II (RMC 12.2Kbps)

Lowest Channel

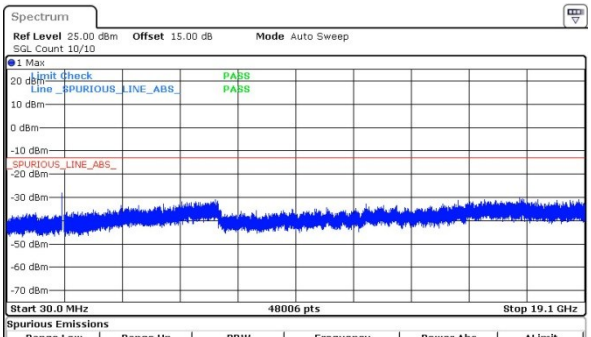

Spurious Emissions

Range Low	Range Up	RBW	Frequency	Power Abs	ΔLimit
30.000 MHz	1.000 GHz	1.000 MHz	983.27586 MHz	-36.75 dBm	-23.75 dB
1.000 GHz	1.845 GHz	1.000 MHz	1.84479 GHz	-28.01 dBm	-15.01 dB
1.915 GHz	3.000 GHz	1.000 MHz	2.86853 GHz	-35.51 dBm	-22.51 dB
3.000 GHz	7.000 GHz	1.000 MHz	6.91626 GHz	-30.99 dBm	-17.99 dB
7.000 GHz	13.600 GHz	1.000 MHz	11.88530 GHz	-32.95 dBm	-19.95 dB
13.600 GHz	19.100 GHz	1.000 MHz	16.95771 GHz	-30.28 dBm	-17.28 dB

Date: 4.APR.2019 08:57:41

Middle Channel

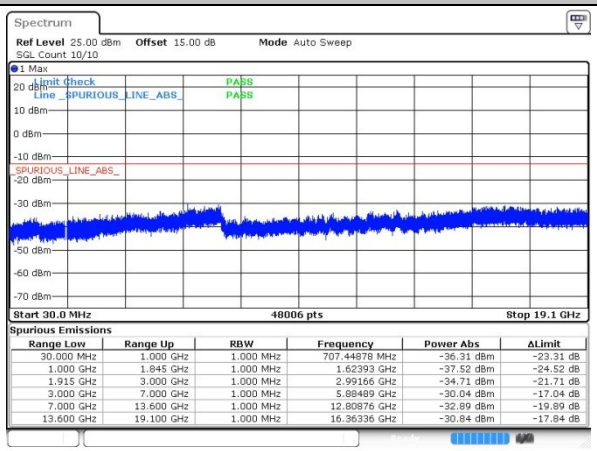

Spurious Emissions

Range Low	Range Up	RBW	Frequency	Power Abs	ΔLimit
30.000 MHz	1.000 GHz	1.000 MHz	707.44878 MHz	-36.31 dBm	-23.31 dB
1.000 GHz	1.845 GHz	1.000 MHz	1.62393 GHz	-37.52 dBm	-24.52 dB
1.915 GHz	3.000 GHz	1.000 MHz	2.99166 GHz	-34.71 dBm	-21.71 dB
3.000 GHz	7.000 GHz	1.000 MHz	5.88489 GHz	-30.04 dBm	-17.04 dB
7.000 GHz	13.600 GHz	1.000 MHz	12.80876 GHz	-32.89 dBm	-19.89 dB
13.600 GHz	19.100 GHz	1.000 MHz	16.36336 GHz	-30.84 dBm	-17.84 dB

Date: 4.APR.2019 08:59:03

Highest Channel

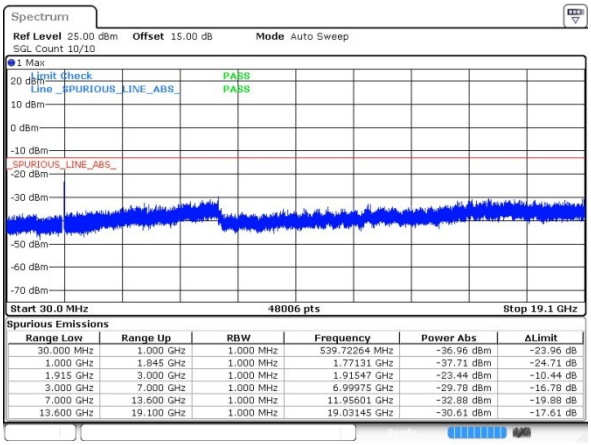

Spurious Emissions

Range Low	Range Up	RBW	Frequency	Power Abs	ΔLimit
30.000 MHz	1.000 GHz	1.000 MHz	539.72264 MHz	-36.96 dBm	-23.96 dB
1.000 GHz	1.845 GHz	1.000 MHz	1.77131 GHz	-37.71 dBm	-24.71 dB
1.915 GHz	3.000 GHz	1.000 MHz	1.91547 GHz	-23.44 dBm	-10.44 dB
3.000 GHz	7.000 GHz	1.000 MHz	6.99975 GHz	-29.78 dBm	-16.78 dB
7.000 GHz	13.600 GHz	1.000 MHz	11.95601 GHz	-32.88 dBm	-19.88 dB
13.600 GHz	19.100 GHz	1.000 MHz	19.03145 GHz	-30.61 dBm	-17.61 dB

Date: 4.APR.2019 09:00:24

WCDMA Band IV (RMC 12.2Kbps)

Lowest Channel

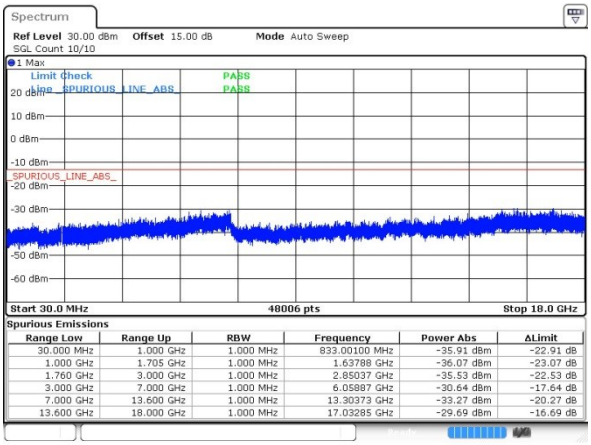

Spurious Emissions

Range Low	Range Up	RBW	Frequency	Power Abs	ΔLimit
30.000 MHz	1.000 GHz	1.000 MHz	833.00100 MHz	-35.91 dBm	-22.91 dB
1.000 GHz	1.705 GHz	1.000 MHz	1.63788 GHz	-36.07 dBm	-23.07 dB
1.760 GHz	3.000 GHz	1.000 MHz	2.85037 GHz	-35.53 dBm	-22.53 dB
3.000 GHz	7.000 GHz	1.000 MHz	6.05887 GHz	-30.64 dBm	-17.64 dB
7.000 GHz	13.600 GHz	1.000 MHz	13.30373 GHz	-33.27 dBm	-20.27 dB
13.600 GHz	18.000 GHz	1.000 MHz	17.03285 GHz	-29.69 dBm	-16.69 dB

Date: 4.APR.2019 09:17:40

Middle Channel

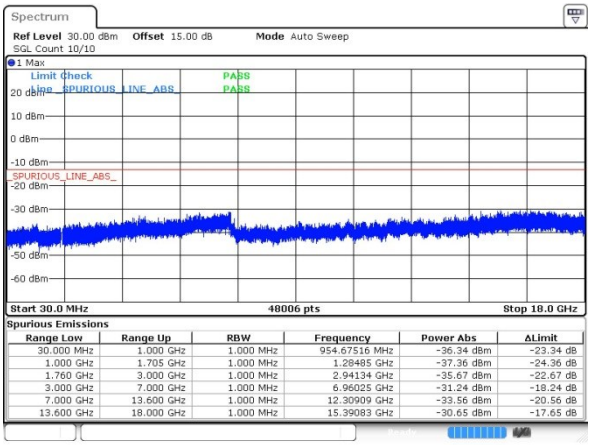

Spurious Emissions

Range Low	Range Up	RBW	Frequency	Power Abs	ΔLimit
30.000 MHz	1.000 GHz	1.000 MHz	954.67516 MHz	-36.34 dBm	-23.34 dB
1.000 GHz	1.705 GHz	1.000 MHz	1.28485 GHz	-37.36 dBm	-24.36 dB
1.760 GHz	3.000 GHz	1.000 MHz	2.94134 GHz	-35.67 dBm	-22.67 dB
3.000 GHz	7.000 GHz	1.000 MHz	6.96025 GHz	-31.24 dBm	-18.24 dB
7.000 GHz	13.600 GHz	1.000 MHz	12.30909 GHz	-33.56 dBm	-20.56 dB
13.600 GHz	18.000 GHz	1.000 MHz	15.39083 GHz	-30.65 dBm	-17.65 dB

Date: 4.APR.2019 09:19:01

Highest Channel

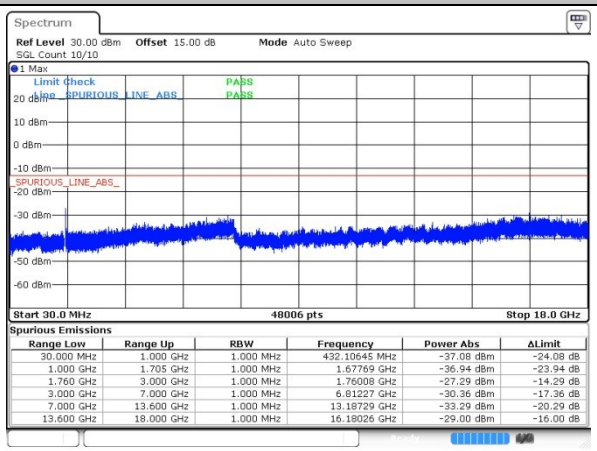

Spurious Emissions

Range Low	Range Up	RBW	Frequency	Power Abs	ΔLimit
30.000 MHz	1.000 GHz	1.000 MHz	432.10645 MHz	-37.08 dBm	-24.08 dB
1.000 GHz	1.705 GHz	1.000 MHz	1.67769 GHz	-36.94 dBm	-23.94 dB
1.760 GHz	3.000 GHz	1.000 MHz	1.76008 GHz	-27.29 dBm	-14.29 dB
3.000 GHz	7.000 GHz	1.000 MHz	6.81227 GHz	-30.36 dBm	-17.36 dB
7.000 GHz	13.600 GHz	1.000 MHz	13.18729 GHz	-33.29 dBm	-20.29 dB
13.600 GHz	18.000 GHz	1.000 MHz	16.18026 GHz	-29.00 dBm	-16.00 dB

Date: 4.APR.2019 09:20:21

Frequency Stability

Test Conditions	Middle Channel	GSM850 (GPRS class 8)	GSM850 (EDGE class 8)	Limit 2.5ppm
Temperature (°C)	Voltage (Volt)	Deviation (ppm)		Result
50	Normal Voltage	0.0048	0.0060	PASS
40	Normal Voltage	0.0526	0.0167	
30	Normal Voltage	0.0120	0.0538	
20(Ref.)	Normal Voltage	0.0000	0.0000	
10	Normal Voltage	0.0574	0.0335	
0	Normal Voltage	0.0191	0.0538	
-10	Normal Voltage	0.0084	0.0466	
-20	Normal Voltage	0.0143	0.0167	
-30	Normal Voltage	0.0108	0.0478	
20	Maximum Voltage	0.0466	0.0514	
20	Normal Voltage	0.0000	0.0000	
20	Battery End Point	0.0395	0.0395	

Note: Normal Voltage = 3.8V; Battery End Point (BEP) =3.3V; Maximum Voltage =4.3V

Test Conditions	Middle Channel	GSM1900 (GPRS class 8)	GSM1900 (EDGE class 8)	Limit Note 2.
Temperature (°C)	Voltage (Volt)	Deviation (ppm)		Result
50	Normal Voltage	0.0053	0.0005	PASS
40	Normal Voltage	0.0016	0.0016	
30	Normal Voltage	0.0027	0.0021	
20(Ref.)	Normal Voltage	0.0000	0.0000	
10	Normal Voltage	0.0170	0.0255	
0	Normal Voltage	0.0074	0.0186	
-10	Normal Voltage	0.0160	0.0011	
-20	Normal Voltage	0.0218	0.0037	
-30	Normal Voltage	0.0005	0.0213	
20	Maximum Voltage	0.0053	0.0160	
20	Normal Voltage	0.0000	0.0000	
20	Battery End Point	0.0133	0.0011	

Note:

1. Normal Voltage = 3.8V; Battery End Point (BEP) =3.3V; Maximum Voltage =4.3V
2. The frequency fundamental emissions stay within the authorized frequency block based on the frequency deviation measured is small.

Test Conditions	Middle Channel	WCDMA Band V (RMC 12.2KbpsRMC 12.2Kbps)	Limit 2.5ppm
Temperature (°C)	Voltage (Volt)	Deviation (ppm)	Result
50	Normal Voltage	0.0060	PASS
40	Normal Voltage	0.0395	
30	Normal Voltage	0.0442	
20(Ref.)	Normal Voltage	0.0000	
10	Normal Voltage	0.0072	
0	Normal Voltage	0.0323	
-10	Normal Voltage	0.0048	
-20	Normal Voltage	0.0167	
-30	Normal Voltage	0.0311	
20	Maximum Voltage	0.0442	
20	Normal Voltage	0.0000	
20	Battery End Point	0.0012	

Note: Normal Voltage = 3.8V; Battery End Point (BEP) =3.3V; Maximum Voltage =4.3V

Test Conditions	Middle Channel	WCDMA Band II (RMC 12.2Kbps)	Limit Note 2.
Temperature (°C)	Voltage (Volt)	Deviation (ppm)	Result
50	Normal Voltage	0.0186	PASS
40	Normal Voltage	0.0128	
30	Normal Voltage	0.0165	
20(Ref.)	Normal Voltage	0.0000	
10	Normal Voltage	0.0117	
0	Normal Voltage	0.0154	
-10	Normal Voltage	0.0239	
-20	Normal Voltage	0.0005	
-30	Normal Voltage	0.0117	
20	Maximum Voltage	0.0165	
20	Normal Voltage	0.0000	
20	Battery End Point	0.0032	

Note:

1. Normal Voltage = 3.8V; Battery End Point (BEP) =3.3V; Maximum Voltage =4.3V
2. The frequency fundamental emissions stay within the authorized frequency block based on the frequency deviation measured is small.

Test Conditions	Middle Channel	WCDMA Band IV (RMC 12.2Kbps)	Limit Note 2.
Temperature (°C)	Voltage (Volt)	Deviation (ppm)	Result
50	Normal Voltage	0.0069	PASS
40	Normal Voltage	0.0156	
30	Normal Voltage	0.0017	
20(Ref.)	Normal Voltage	0.0000	
10	Normal Voltage	0.0012	
0	Normal Voltage	0.0058	
-10	Normal Voltage	0.0150	
-20	Normal Voltage	0.0167	
-30	Normal Voltage	0.0092	
20	Maximum Voltage	0.0092	
20	Normal Voltage	0.0000	
20	Battery End Point	0.0167	

Note:

1. Normal Voltage = 3.8V; Battery End Point (BEP) =3.3V; Maximum Voltage =4.3V
2. The frequency fundamental emissions stay within the authorized frequency block based on the frequency deviation measured is small.

Appendix B. Test Results of Radiated Test

Radiated Spurious Emission

GSM850 (GPRS class 8)									
Channel	Frequency (MHz)	ERP (dBm)	Limit (dBm)	Over Limit (dB)	SPA Reading (dBm)	S.G. Power (dBm)	TX Cable loss (dB)	TX Antenna Gain (dBi)	Polarization (H/V)
Middle	1672.8	-60.52	-13	-47.52	-69.37	-63.77	4.00	9.40	H
	2509.2	-49.22	-13	-36.22	-62.70	-52.79	4.88	10.60	H
	3345.6	-63.08	-13	-50.08	-78.55	-68.01	5.52	12.60	H
	1672.8	-54.08	-13	-41.08	-62.72	-57.33	4.00	9.40	V
	2509.2	-48.32	-13	-35.32	-61.65	-51.89	4.88	10.60	V
	3345.6	-60.43	-13	-47.43	-75.90	-65.36	5.52	12.60	V

Remark: Spurious emissions within 30-1000MHz were found more than 20dB below limit line.

GSM850 (EDGE class 8)									
Channel	Frequency (MHz)	ERP (dBm)	Limit (dBm)	Over Limit (dB)	SPA Reading (dBm)	S.G. Power (dBm)	TX Cable loss (dB)	TX Antenna Gain (dBi)	Polarization (H/V)
Middle	1673.04	-59.30	-13	-46.30	-68.15	-62.55	4.00	9.40	H
	2509.56	-52.05	-13	-39.05	-65.53	-55.62	4.88	10.60	H
	3346.08	-65.44	-13	-52.44	-80.91	-70.37	5.52	12.60	H
	1673.04	-54.37	-13	-41.37	-63.01	-57.62	4.00	9.40	V
	2509.56	-51.06	-13	-38.06	-64.39	-54.63	4.88	10.60	V
	3346.08	-62.73	-13	-49.73	-78.20	-67.66	5.52	12.60	V

Remark: Spurious emissions within 30-1000MHz were found more than 20dB below limit line.

GSM1900 (GPRS class 8)									
Channel	Frequency (MHz)	EIRP (dBm)	Limit (dBm)	Over Limit (dB)	SPA Reading (dBm)	S.G. Power (dBm)	TX Cable loss (dB)	TX Antenna Gain (dBi)	Polarization (H/V)
Middle	3760	-64.77	-13	-51.77	-81.77	-71.52	5.85	12.60	H
	5640	-63.44	-13	-50.44	-84.11	-69.24	7.30	13.10	H
	7520	-55.72	-13	-42.72	-81.99	-58.87	8.35	11.50	H
	3760	-64.79	-13	-51.79	-81.83	-71.54	5.85	12.60	V
	5640	-62.34	-13	-49.34	-83.41	-68.14	7.30	13.10	V
	7520	-58.07	-13	-45.07	-84.15	-61.22	8.35	11.50	V

Remark: Spurious emissions within 30-1000MHz were found more than 20dB below limit line.

GSM1900 (EDGE class 8)									
Channel	Frequency (MHz)	EIRP (dBm)	Limit (dBm)	Over Limit (dB)	SPA Reading (dBm)	S.G. Power (dBm)	TX Cable loss (dB)	TX Antenna Gain (dBi)	Polarization (H/V)
Middle	3760	-63.44	-13	-50.44	-80.44	-70.19	5.85	12.60	H
	5640	-61.25	-13	-48.25	-81.92	-67.05	7.30	13.10	H
	7520	-55.80	-13	-42.80	-82.07	-58.95	8.35	11.50	H
	3760	-63.28	-13	-50.28	-80.32	-70.03	5.85	12.60	V
	5640	-61.23	-13	-48.23	-82.3	-67.03	7.30	13.10	V
	7520	-56.57	-13	-43.57	-82.65	-59.72	8.35	11.50	V

Remark: Spurious emissions within 30-1000MHz were found more than 20dB below limit line.

WCDMA Band V(RMC 12.2Kbps)									
Channel	Frequency (MHz)	ERP (dBm)	Limit (dBm)	Over Limit (dB)	SPA Reading (dBm)	S.G. Power (dBm)	TX Cable loss (dB)	TX Antenna Gain (dBi)	Polarization (H/V)
Middle	1672.8	-69.54	-13	-56.54	-78.39	-72.79	4.00	9.40	H
	2509.2	-66.09	-13	-53.09	-79.57	-69.66	4.88	10.60	H
	3345.6	-65.27	-13	-52.27	-80.74	-70.20	5.52	12.60	H
	1672.8	-69.05	-13	-56.05	-77.69	-72.30	4.00	9.40	V
	2509.2	-66.15	-13	-53.15	-79.48	-69.72	4.88	10.60	V
	3345.6	-65.46	-13	-52.46	-80.93	-70.39	5.52	12.60	V

Remark: Spurious emissions within 30-1000MHz were found more than 20dB below limit line.

WCDMA Band II(RMC 12.2Kbps)									
Channel	Frequency (MHz)	EIRP (dBm)	Limit (dBm)	Over Limit (dB)	SPA Reading (dBm)	S.G. Power (dBm)	TX Cable loss (dB)	TX Antenna Gain (dBi)	Polarization (H/V)
Middle	3760	-63.38	-13	-50.38	-80.38	-70.13	5.85	12.60	H
	5640	-62.11	-13	-49.11	-82.78	-67.91	7.30	13.10	H
	7520	-56.69	-13	-43.69	-82.96	-59.84	8.35	11.50	H
	3760	-61.29	-13	-48.29	-78.33	-68.04	5.85	12.60	V
	5640	-60.17	-13	-47.17	-81.24	-65.97	7.30	13.10	V
	7520	-56.73	-13	-43.73	-82.81	-59.88	8.35	11.50	V

Remark: Spurious emissions within 30-1000MHz were found more than 20dB below limit line.

WCDMA Band IV(RMC 12.2Kbps)									
Channel	Frequency (MHz)	EIRP (dBm)	Limit (dBm)	Over Limit (dB)	SPA Reading (dBm)	S.G. Power (dBm)	TX Cable loss (dB)	TX Antenna Gain (dBi)	Polarization (H/V)
Middle	3465.2	-61.32	-13	-48.32	-75.02	-69.29	4.63	12.60	H
	5197.8	-61.25	-13	-48.25	-79.18	-67.70	6.25	12.70	H
	6930.4	-60.73	-13	-47.73	-80.35	-65.50	8.23	13.00	H
	3465.2	-60.40	-13	-47.40	-71.81	-68.37	4.63	12.6	V
	5197.8	-62.77	-13	-49.77	-76.38	-69.22	6.25	12.7	V
	6930.4	-61.38	-13	-48.38	-80.5	-66.15	8.23	13	V

Remark: Spurious emissions within 30-1000MHz were found more than 20dB below limit line.