FCC RF Test Report

APPLICANT	:	**Shenzhen Neoway Technology Co.,Ltd.**
EQUIPMENT	:	**LTE Module**
BRAND NAME	:	**Neoway**
MODEL NAME	:	**N75-NA**
FCC ID	:	**PJ7-N75NA**
STANDARD	:	**47 CFR Part 2, 22(H), 24(E), 27(L), 27(F), 27(H), 27(M), 27(N)**
CLASSIFICATION	:	**PCS Licensed Transmitter (PCB)**

The product was received on Apr. 12, 2021 and completely tested on Apr. 21, 2021. We, Sporton International (Shenzhen) Inc., would like to declare that the tested sample has been evaluated in accordance with the procedures given in ANSI C63.26-2015 and shown compliance with the applicable technical standards.

The test results in this report apply exclusively to the tested model / sample. Without written approval of Sporton International (Shenzhen) Inc., the test report shall not be reproduced except in full.

Reviewed by: Derreck Chen / Supervisor

Approved by: Eric Shih / Manager

ACCREDITED
Cert #5145.01

Sporton International (ShenZhen) Inc.

1/F, 2/F, Bldg 5, Shiling Industrial Zone, Xinwei Village, Xili, Nanshan, Shenzhen, 518055

People's Republic of China

TABLE OF CONTENTS

REVISION HISTORY **3**

SUMMARY OF TEST RESULT **4**

1 GENERAL DESCRIPTION **5**

1.1 Applicant 5
1.2 Manufacturer 5
1.3 Product Feature of Equipment Under Test 5
1.4 Product Specification of Equipment Under Test 6
1.5 Modification of EUT 7
1.6 Testing Location 7
1.7 Test Software 8
1.8 Applicable Standards 8

2 TEST CONFIGURATION OF EQUIPMENT UNDER TEST **9**

2.1 Test Mode 9
2.2 Connection Diagram of Test System 11
2.3 Support Unit used in test configuration and system 11
2.4 Frequency List of Low/Middle/High Channels 12

3 CONDUCTED TEST ITEMS **16**

3.1 Measuring Instruments 16
3.2 Test Setup 16
3.3 Test Result of Conducted Test 16
3.4 Conducted Output Power and ERP/EIRP 17

4 RADIATED TEST ITEMS **18**

4.1 Measuring Instruments 18
4.2 Test Setup 18
4.3 Test Result of Radiated Test 18
4.4 Radiated Spurious Emission 19

5 LIST OF MEASURING EQUIPMENT **20**

6 UNCERTAINTY OF EVALUATION **21**

APPENDIX A. TEST RESULTS OF CONDUCTED TEST

APPENDIX B. TEST RESULTS OF RADIATED TEST

APPENDIX C. TEST SETUP PHOTOGRAPHS

REVISION HISTORY

REPORT NO.	VERSION	DESCRIPTION	ISSUED DATE
FG141201B	Rev. 01	Initial issue of report	Apr. 23, 2021

SUMMARY OF TEST RESULT

Report Section	FCC Rule	Description	Limit	Result	Remark
3.4	§2.1046	Conducted Output Power	Reporting Only	PASS	-
	§22.913(a)(5)	Effective Radiated Power (Band 5) (Band 26)	ERP < 7 Watt		
	§27.50(b)(10) §27.50(c)(10)	Effective Radiated Power (Band 12) (Band 13) (Band 71)	ERP < 3 Watt		
	§24.232(c) §27.50(h)(2)	Equivalent Isotropic Radiated Power (Band 2) (Band 25) (Band 7)	EIRP < 2Watt		
	§27.50(d)(4)	Equivalent Isotropic Radiated Power (Band 4) (Band 66)	EIRP < 1Watt		
4.4	§2.1053 §22.917(a) §24.238(a) §27.53(c)(2) §27.53(f) §27.53(g) §27.53(h)	Radiated Spurious Emission (Band 2) (Band 4) (Band 5) (Band 12) (Band 13) (Band 25) (Band 26) (Band 66) (Band 71)	< $43+10\log_{10}$(P[Watts])	PASS	Under limit 11.43 dB at 1559.50 MHz
	§2.1053 §27.53(m)(4)	Radiated Spurious Emission (Band 7)	< $55+10\log_{10}$(P[Watts])		

Declaration of Conformity:

The test results with all measurement uncertainty excluded are presented in accordance with the regulation limits or requirements declared by manufacturers.

Comments and Explanations:

The declared of product specification for EUT presented in the report are provided by the manufacturer, and the manufacturer takes all the responsibilities for the accuracy of product specification.

1 General Description

1.1 Applicant

Shenzhen Neoway Technology Co.,Ltd.
4F-2#, Lianjian Science&Industry Park, Huarong Road, Dalang, Longhua District, Shenzhen City, Guangdong Province,P.R.China

1.2 Manufacturer

Shenzhen Neoway Technology Co.,Ltd.
4F-2#, Lianjian Science&Industry Park, Huarong Road, Dalang, Longhua District, Shenzhen City, Guangdong Province,P.R.China

1.3 Product Feature of Equipment Under Test

Product Feature	
Equipment	LTE Module
Brand Name	Neoway
Model Name	N75-NA
FCC ID	PJ7-N75NA
EUT supports Radios application	GSM/WCDMA/LTE/GNSS
IMEI Code	8666430400488290
HW Version	V1.0
SW Version	N75_EAB0CM_BZ_V003
EUT Stage	Production Unit

Remark:
This is a variant report for N75-NA, the change note could be referred to the product equality declaration which is exhibit separately. According to the differences, only power/EIRP/RSE were verified from original test report (Sporton Report Number FG930506-02B).

1.4 Product Specification of Equipment Under Test

Standards-related Product Specification	
Tx Frequency	LTE Band 2 : 1850 MHz ~ 1910 MHz LTE Band 4 : 1710 MHz ~ 1755 MHz LTE Band 5 : 824 MHz ~ 849 MHz LTE Band 7 : 2500 MHz ~ 2570 MHz LTE Band 12 : 699 MHz ~ 716 MHz LTE Band 13 : 777 MHz ~ 787 MHz LTE Band 25 : 1850 MHz ~ 1915 MHz LTE Band 26 : 824 MHz ~ 849 MHz LTE Band 66 : 1710 MHz ~ 1780 MHz LTE Band 71: 663 MHz ~ 698 MHz
Rx Frequency	LTE Band 2 : 1930 MHz ~ 1990 MHz LTE Band 4 : 2110 MHz ~ 2155 MHz LTE Band 5 : 869 MHz ~ 894 MHz LTE Band 7 : 2620 MHz ~ 2690 MHz LTE Band 12 : 729 MHz ~ 746 MHz LTE Band 13 : 746 MHz ~ 756 MHz LTE Band 25 : 1930 MHz ~ 1995 MHz LTE Band 26 : 869 MHz ~ 894 MHz LTE Band 66 : 2110 MHz~ 2180 MHz LTE Band 71: 617 MHz ~ 652 MHz
Bandwidth	LTE Band 2 : 1.4MHz / 3MHz / 5MHz / 10MHz / 15MHz / 20MHz LTE Band 4 : 1.4MHz / 3MHz / 5MHz / 10MHz / 15MHz / 20MHz LTE Band 5 : 1.4MHz / 3MHz / 5MHz / 10MHz LTE Band 7 : 5MHz/ 10MHz / 15MHz / 20MHz LTE Band 12 : 1.4MHz / 3MHz / 5MHz / 10MHz LTE Band 13 : 5MHz / 10MHz LTE Band 25 : 1.4MHz / 3MHz / 5MHz / 10MHz / 15MHz / 20MHz LTE Band 26 : 1.4MHz / 3MHz / 5MHz / 10MHz / 15MHz LTE Band 66 : 1.4MHz / 3MHz / 5MHz / 10MHz / 15MHz / 20MHz LTE Band 71 : 5MHz / 10MHz / 15MHz / 20MHz
Maximum Output Power to Antenna	LTE Band 2 : 22.27 dBm LTE Band 4 : 22.32 dBm LTE Band 5 : 22.03 dBm LTE Band 7 : 22.18 dBm LTE Band 12 : 22.06 dBm LTE Band 13 : 21.97 dBm LTE Band 25 : 22.18 dBm LTE Band 26 : 22.33 dBm LTE Band 66 : 21.45 dBm LTE Band 71 : 22.77 dBm
Antenna Gain	LTE Band 2 : 3.00 dBi LTE Band 4 : 3.00 dBi LTE Band 5 : 3.00 dBi LTE Band 7 : 3.00 dBi LTE Band 12 : 3.00 dBi LTE Band 13 : 3.00 dBi LTE Band 25 : 3.00 dBi LTE Band 26 : 3.00 dBi LTE Band 66 : 3.00 dBi LTE Band 71 : 3.00 dBi
Type of Modulation	QPSK / 16QAM

1.5 Modification of EUT

No modifications are made to the EUT during all test items.

1.6 Testing Location

Sporton International (Shenzhen) Inc. is accredited to ISO/IEC 17025:2017 by American Association for Laboratory Accreditation with Certificate Number 5145.01.

Test Firm	Sporton International (Shenzhen) Inc.		
Test Site Location	1/F, 2/F, Bldg 5, Shiling Industrial Zone, Xinwei Village, Xili, Nanshan, Shenzhen, 518055 People's Republic of China TEL: +86-755-86379589 FAX: +86-755-86379595		
Test Site No.	**Sporton Site No.**	**FCC Designation No.**	**FCC Test Firm Registration No.**
	TH01-SZ	CN1256	421272

Test Firm	Sporton International (Shenzhen) Inc.		
Test Site Location	101, 1st Floor, Block B, Building 1, No. 2, Tengfeng 4th Road, Fenghuang Community, Fuyong Street, Baoan District, Shenzhen City Guangdong Province China 518103 TEL: +86-755-33202398		
Test Site No.	**Sporton Site No.**	**FCC Designation No.**	**FCC Test Firm Registration No.**
	03CH03-SZ	CN1256	421272

1.7 Test Software

Item	Site	Manufacturer	Name	Version
1.	03CH03-SZ	AUDIX	E3	6.2009-8-24

1.8 Applicable Standards

According to the specifications of the manufacturer, the EUT must comply with the requirements of the following standards:

- 47 CFR Part 2, 22(H), 24(E), 27(L), 27(F), 27(H), 27(M), 27(N)
- ANSI C63.26-2015
- FCC KDB 971168 D01 Power Meas License Digital Systems v03r01
- FCC KDB 412172 D01 Determining ERP and EIRP v01r01

Remark: All test items were verified and recorded according to the standards and without any deviation during the test.

2 Test Configuration of Equipment Under Test

2.1 Test Mode

Antenna port conducted and radiated test items listed below are performed according to KDB 971168 D01 Power Meas License Digital Systems v03r01 with maximum output power.

Radiated measurements are performed by rotating the EUT in three different orthogonal test planes to find the maximum emission.

Test Items	Band	Bandwidth (MHz)						Modulation			RB #			Test Channel		
		1.4	3	5	10	15	20	QPSK	16QAM	64QAM	1	Half	Full	L	M	H
Max. Output Power	2	v	v	v	v	v	v	v	v		v	v	v	v	v	v
	4	v	v	v	v	v	v	v	v		v	v	v	v	v	v
	5	v	v	v	v	-	-	v	v		v	v	v	v	v	v
	7	-	-	v	v	v	v	v	v		v	v	v	v	v	v
	12	v	v	v	v	-	-	v	v		v	v	v	v	v	v
	13	-	-	v	v	-	-	v	v		v	v	v	v	v	v
	25	v	v	v	v	v	v	v	v		v	v	v	v	v	v
	26	v	v	v	v	v	-	v	v		v	v	v	v	v	v
	66	v	v	v	v	v	v	v	v		v	v	v	v	v	v
	71	-	-	v	v	v	v	v	v		v	v	v	v	v	v
E.R.P / E.I.R.P	7	-	-	v	v	v	v	v	v		v			v	v	v
	12	v	v	v	v	-	-	v	v		v			v	v	v
	13	-	-	v	v	-	-	v	v		v			v	v	v
	25	v	v	v	v	v	v	v	v		v			v	v	v
	26	v	v	v	v	v	-	v	v		v			v	v	v
	66	v	v	v	v	v	v	v	v		v			v	v	v
	71	-	-	v	v	v	v	v	v		v			v	v	v

Test Items	Band	Bandwidth (MHz)						Modulation			RB #			Test Channel		
		1.4	3	5	10	15	20	QPSK	16QAM	64QAM	1	Half	Full	L	M	H
Radiated Spurious Emission	2	Worst Case													v	
	4	Worst Case													v	
	5	Worst Case													v	
	7	Worst Case													v	
	12	Worst Case													v	
	13	Worst Case													v	
	25	Worst Case													v	
	26	Worst Case													v	
	66	Worst Case													v	
	71	Worst Case													v	
Note	1. The mark "**v** " means that this configuration is chosen for testing 2. The mark "-" means that this bandwidth is not supported. 3. The device is investigated from 30MHz to 10 times of fundamental signal for radiated spurious emission test under different RB size/offset and modulations in exploratory test. Subsequently, only the worst case emissions are reported. 4. LTE Band 26 overlaps the entire frequency range of LTE Band 5. Therefore, the test results provided in this report covers Band 5 and the portion of Band 26 subject to Part 22. 5. LTE Band 66 overlaps the entire frequency range of LTE Band 4. Therefore, the test results provided in this report covers Band 66 as well as Band 4. 6. LTE Band 25 overlaps the entire frequency range of LTE Band 2. Therefore, the test results provided in this report covers Band 25 as well as Band 2.														

2.2 Connection Diagram of Test System

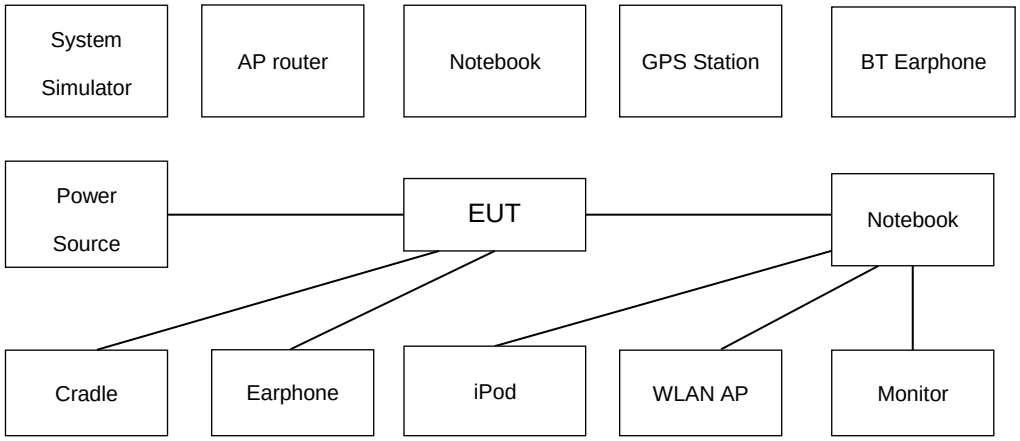

This example is connection diagram of EUT test configurations.

. For detail, please refer to test mode configuration and setup photographs for each test item.

2.3 Support Unit used in test configuration and system

Item	Equipment	Trade Name	Model No.	FCC ID	Data Cable	Power Cord
1.	Base Station	Anritsu	MT8820C	Fcc DoC	N/A	Shielded, 1.5m
2.	DC Power Supply	GW INSTEK	GPS-3030D	N/A	N/A	Unshielded, 1.8 m
3.	adapter	N/A	HJ-0503000	N/A	Unshielded,1.0m	N/A
4.	Test jig	N/A	N/A	N/A	N/A	N/A
5.	WWAN Antenna	N/A	N/A	N/A	N/A	N/A

2.4 Frequency List of Low/Middle/High Channels

LTE Band 2 Channel and Frequency List				
BW [MHz]	Channel/Frequency(MHz)	Lowest	Middle	Highest
20	Channel	18700	18900	19100
	Frequency	1860	1880	1900
15	Channel	18675	18900	19125
	Frequency	1857.5	1880	1902.5
10	Channel	18650	18900	19150
	Frequency	1855	1880	1905
5	Channel	18625	18900	19175
	Frequency	1852.5	1880	1907.5
3	Channel	18615	18900	19185
	Frequency	1851.5	1880	1908.5
1.4	Channel	18607	18900	19193
	Frequency	1850.7	1880	1909.3

LTE Band 4 Channel and Frequency List				
BW [MHz]	Channel/Frequency(MHz)	Lowest	Middle	Highest
20	Channel	20050	20175	20300
	Frequency	1720	1732.5	1745
15	Channel	20025	20175	20325
	Frequency	1717.5	1732.5	1747.5
10	Channel	20000	20175	20350
	Frequency	1715	1732.5	1750
5	Channel	19975	20175	20375
	Frequency	1712.5	1732.5	1752.5
3	Channel	19965	20175	20385
	Frequency	1711.5	1732.5	1753.5
1.4	Channel	19957	20175	20393
	Frequency	1710.7	1732.5	1754.3

LTE Band 5 Channel and Frequency List				
BW [MHz]	Channel/Frequency(MHz)	Lowest	Middle	Highest
10	Channel	20450	20525	20600
	Frequency	829	836.5	844
5	Channel	20425	20525	20625
	Frequency	826.5	836.5	846.5
3	Channel	20415	20525	20635
	Frequency	825.5	836.5	847.5
1.4	Channel	20407	20525	20643
	Frequency	824.7	836.5	848.3

LTE Band 7 Channel and Frequency List				
BW [MHz]	Channel/Frequency(MHz)	Lowest	Middle	Highest
20	Channel	20850	21100	21350
	Frequency	2510	2535	2560
15	Channel	20825	21100	21375
	Frequency	2507.5	2535	2562.5
10	Channel	20800	21100	21400
	Frequency	2505	2535	2565
5	Channel	20775	21100	21425
	Frequency	2502.5	2535	2567.5

LTE Band 12 Channel and Frequency List				
BW [MHz]	Channel/Frequency(MHz)	Lowest	Middle	Highest
10	Channel	23060	23095	23130
	Frequency	704	707.5	711
5	Channel	23035	23095	23155
	Frequency	701.5	707.5	713.5
3	Channel	23025	23095	23165
	Frequency	700.5	707.5	714.5
1.4	Channel	23017	23095	23173
	Frequency	699.7	707.5	715.3

LTE Band 13 Channel and Frequency List				
BW [MHz]	Channel/Frequency(MHz)	Lowest	Middle	Highest
10	Channel	-	23230	-
	Frequency	-	782	-
5	Channel	23205	23230	23255
	Frequency	779.5	782	784.5

LTE Band 25 Channel and Frequency List				
BW [MHz]	Channel/Frequency(MHz)	Lowest	Middle	Highest
20	Channel	26140	26340	26590
	Frequency	1860	1880	1905
15	Channel	26115	26340	26615
	Frequency	1857.5	1880	1907.5
10	Channel	26090	26340	26640
	Frequency	1855	1880	1910
5	Channel	26065	26340	26665
	Frequency	1852.5	1880	1912.5
3	Channel	26055	26340	26675
	Frequency	1851.5	1880	1913.5
1.4	Channel	26047	26340	26683
	Frequency	1850.7	1880	1914.3

LTE Band 26 Channel and Frequency List				
BW [MHz]	Channel/Frequency(MHz)	Lowest	Middle	Highest
15	Channel	26865	26915	26965
	Frequency	831.5	836.5	841.5
10	Channel	26840	26915	26990
	Frequency	829	836.5	844
5	Channel	26815	26915	27015
	Frequency	826.5	836.5	846.5
3	Channel	26805	26915	27025
	Frequency	825.5	836.5	847.5
1.4	Channel	26797	26915	27033
	Frequency	824.7	836.5	848.3

LTE Band 66 Channel and Frequency List				
BW [MHz]	Channel/Frequency(MHz)	Lowest	Middle	Highest
20	Channel	132072	132322	132572
	Frequency	1720	1745	1770
15	Channel	132047	132322	132597
	Frequency	1717.5	1745	1772.5
10	Channel	132022	132322	132622
	Frequency	1715	1745	1775
5	Channel	131997	132322	132647
	Frequency	1712.5	1745	1777.5
3	Channel	131987	132322	132657
	Frequency	1711.5	1745	1778.5
1.4	Channel	131979	132322	132665
	Frequency	1710.7	1745	1779.3

LTE Band 71 Channel and Frequency List				
BW [MHz]	Channel/Frequency(MHz)	Lowest	Middle	Highest
20	Channel	133222	133322	133372
	Frequency	673.0	680.5	688.0
15	Channel	133197	133297	133397
	Frequency	670.5	680.5	690.5
10	Channel	133172	133272	133422
	Frequency	668.0	678.0	693.0
5	Channel	133147	133247	133447
	Frequency	665.5	675.5	695.5

3 Conducted Test Items

3.1 Measuring Instruments

See list of measuring instruments of this test report.

3.2 Test Setup

3.2.1 Conducted Output Power

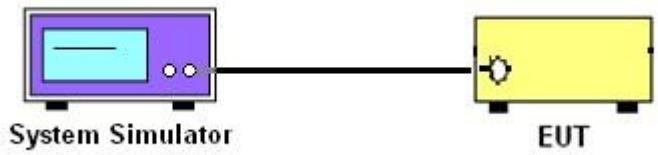

3.3 Test Result of Conducted Test

Please refer to Appendix A.

3.4 Conducted Output Power and ERP/EIRP

3.4.1 Description of the Conducted Output Power Measurement and ERP/EIRP Measurement

A system simulator was used to establish communication with the EUT. Its parameters were set to force the EUT transmitting at maximum output power. The measured power in the radio frequency on the transmitter output terminals shall be reported.

The ERP of mobile transmitters must not exceed 7 Watts for LTE Band 5 and Band 26.

The ERP of mobile transmitters must not exceed 3 Watts for LTE Band 12, Band 13 and Band 71.

The EIRP of mobile transmitters must not exceed 2 Watts for LTE Band 2 and Band 25 and Band 7

The EIRP of mobile transmitters must not exceed 1 Watts for LTE Band 4 and Band 66.

According to KDB 412172 D01 Power Approach,

EIRP = $P_T + G_T – L_C$, ERP = EIRP -2.15, where

P_T = transmitter output power in dBm

G_T = gain of the transmitting antenna in dBi

L_C = signal attenuation in the connecting cable between the transmitter and antenna in dB

3.4.2 Test Procedures

1. The testing follows ANSI C63.26 Section 5.2
2. The transmitter output port was connected to the system simulator.
3. Set EUT at maximum power through the system simulator.
4. Select lowest, middle, and highest channels for each band and different modulation.
5. Measure and record the power level from the system simulator.

4 Radiated Test Items

4.1 Measuring Instruments

See list of measuring instruments of this test report.

4.2 Test Setup

4.2.1 For radiated test from 30MHz to 1GHz

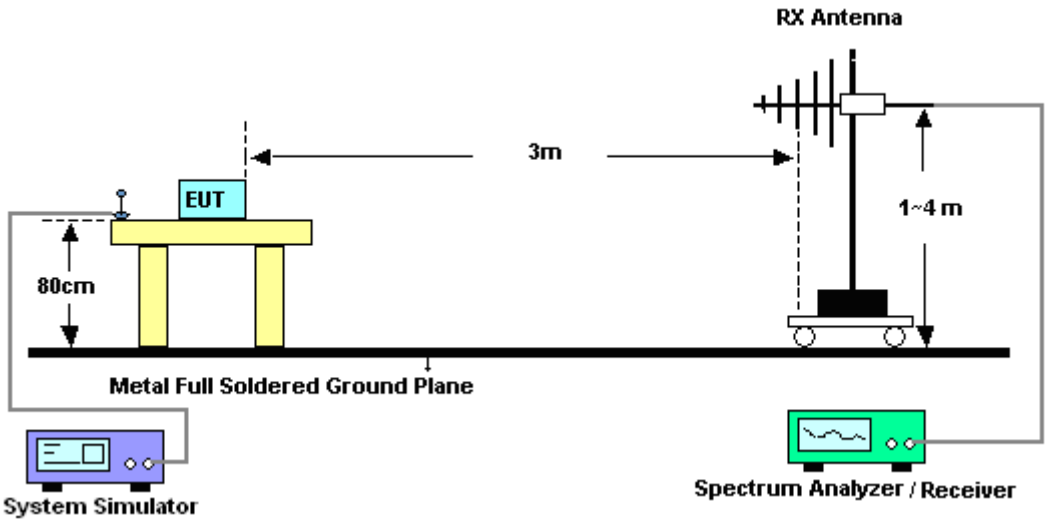

4.2.2 For radiated test above 1GHz

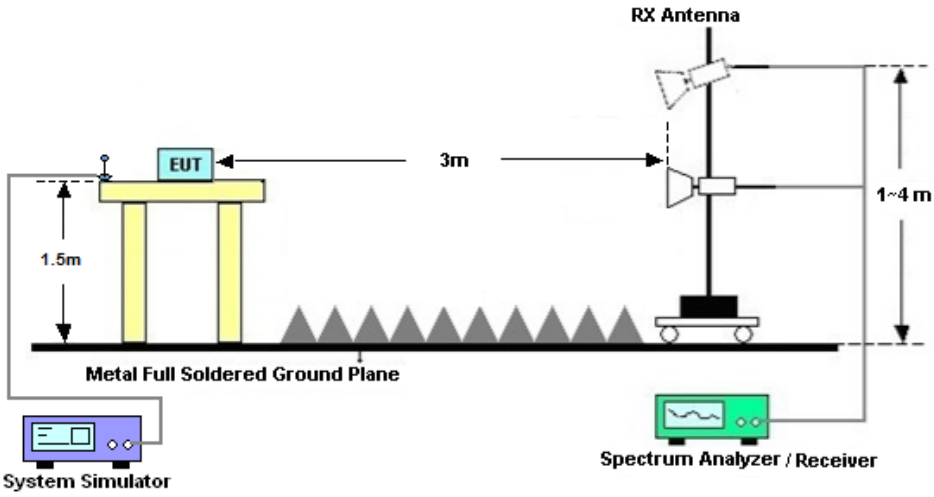

4.3 Test Result of Radiated Test

Please refer to Appendix B.

4.4 Radiated Spurious Emission

4.4.1 Description of Radiated Spurious Emission

The radiated spurious emission was measured by substitution method according to ANSI C63.26. The power of any emission outside of the authorized operating frequency ranges must be attenuated below the transmitter power (P) by a factor of at least 43 + 10 log (P) dB.

For Band 7

The power of any emission outside of the authorized operating frequency ranges must be attenuated below the transmitter power (P) by a factor of at least 55 + 10 log (P) dB.

For LTE Band 13

For operations in the 746-758 MHz, 775-788 MHz, and 805-806 MHz bands, emissions in the band 1559-1610 MHz shall be limited to −70 dBW/MHz equivalent isotropically radiated power (EIRP) for wideband signals, and −80 dBW EIRP for discrete emissions of less than 700 Hz bandwidth.

The spectrum is scanned from 30 MHz up to a frequency including its 10th harmonic.

4.4.2 Test Procedures

1. The testing follows ANSI C63.26 Section 5.5
2. The EUT was placed on a turntable with 0.8 meter height for frequency below 1GHz and 1.5 meter height for frequency above 1GHz respectively above ground.
3. The EUT was set 3 meters from the receiving antenna mounted on the antenna tower.
4. The table was rotated 360 degrees to determine the position of the highest spurious emission.
5. The height of the receiving antenna is varied between 1m to 4m to search the maximum spurious emission for both horizontal and vertical polarizations.
6. During the measurement, the system simulator parameters were set to force the EUT transmitting at maximum output power.
7. Make the measurement with the spectrum analyzer's RBW = 1MHz, VBW = 3MHz, taking the record of maximum spurious emission.
8. A horn antenna was substituted in place of the EUT and was driven by a signal generator.
9. Tune the output power of signal generator to the same emission level with EUT maximum spurious emission.
10. EIRP (dBm) = S.G. Power – Tx Cable Loss + Tx Antenna Gain
11. ERP (dBm) = EIRP - 2.15
12. The RF fundamental frequency should be excluded against the limit line in the operating frequency band.
    The limit line is derived from 43 + 10log(P)dB below the transmitter power P(Watts)
    = P(W)- [43 + 10log(P)] (dB)
    = [30 + 10log(P)] (dBm) - [43 + 10log(P)] (dB)
    = -13dBm.
13. For Band 7:
    The limit line is derived from 55 + 10log(P)dB below the transmitter power P(Watts)

5 List of Measuring Equipment

Instrument	Manufacturer	Model No.	Serial No.	Characteristics	Calibration Date	Test Date	Due Date	Remark
Spectrum Analyzer	R&S	FSV40	101078	10Hz~40GHz	Apr. 08, 2021	Apr. 21, 2021	Apr. 07, 2022	Conducted (TH01-SZ)
EMI Test Receiver&SA	KEYSIGHT	N9038A	MY54450083	20Hz~8.4GHz	Apr. 09, 2021	Apr. 15, 2021	Apr. 09, 2022	Radiation (03CH03-SZ)
EXA Spectrum Anaiyzer	KEYSIGHT	N9010A	MY55150246	10Hz~44GHz;	Apr. 09, 2021	Apr. 15, 2021	Apr. 09, 2022	Radiation (03CH03-SZ
Bilog Antenna	TeseQ	CBL6112D	35408	30MHz-2GHz	Jun. 22, 2020	Apr. 15, 2021	Jun. 21, 2022	Radiation (03CH03-SZ)
Double Ridge Horn Antenna	SCHWARZBECK	BBHA9120D	9120D-1355	1GHz~18GHz	Apr. 30, 2020	Apr. 15, 2021	Apr. 29, 2021	Radiation (03CH03-SZ)
Amplifier	Burgeon	BPA-530	102210	0.01Hz ~3000MHz	Oct. 17, 2019	Apr. 15, 2021	Oct. 16, 2021	Radiation (03CH03-SZ)
HF Amplifier	MITEQ	TTA1840-35 -HG	1871923	18GHz~40GHz	Jul. 21, 2020	Apr. 15, 2021	Jul. 20, 2021	Radiation (03CH03-SZ)
SHF-EHF Horn	com-power	AH-840	101071	18Ghz-40GHz	Apr. 23, 2020	Apr. 15, 2021	Apr. 22, 2021	Radiation (03CH03-SZ)
Amplifier	Agilent Technologies	83017A	MY39501302	500MHz~26.5GHz	Dec. 25, 2020	Apr. 15, 2021	Dec. 24, 2021	Radiation (03CH03-SZ)
AC Power Source	Chroma	61601	616010001985	N/A	NCR	Apr. 15, 2021	NCR	Radiation (03CH03-SZ)
Turn Table	EM	EM1000	N/A	0~360 degree	NCR	Apr. 15, 2021	NCR	Radiation (03CH03-SZ)
Antenna Mast	EM	EM1000	N/A	1 m~4 m	NCR	Apr. 15, 2021	NCR	Radiation (03CH03-SZ)

NCR: No Calibration Required

6 Uncertainty of Evaluation

The measurement uncertainties shown below were calculated in accordance with the requirements of ANSI 63.26-2015. All the measurement uncertainty value were shown with a coverage K=2 to indicate 95% level of confidence. The measurement data show herein meets or exceeds the CISPR measurement uncertainty values specified in CISPR 16-4-2 and can be compared directly to specified limit to determine compliance.

Uncertainty of Radiated Emission Measurement (30 MHz ~ 1000 MHz)

Measuring Uncertainty for a Level of Confidence of 95% (U = 2Uc(y))	**3.0dB**

Uncertainty of Radiated Emission Measurement (1 GHz ~ 18 GHz)

Measuring Uncertainty for a Level of Confidence of 95% (U = 2Uc(y))	**3.6dB**

Uncertainty of Radiated Emission Measurement (18 GHz ~ 40 GHz)

Measuring Uncertainty for a Level of Confidence of 95% (U = 2Uc(y))	**2.8dB**

Appendix A. Test Results of Conducted Test

Conducted Output Power(Average power)

LTE Band 2

BW [MHz]	Modulation	RB Size	RB Offset	Power Low Ch. / Freq.	Power Middle Ch. / Freq.	Power High Ch. / Freq.
Channel				18700	18900	19100
Frequency (MHz)				1860	1880	1900
20	QPSK	1	0	21.60	21.58	21.78
20	QPSK	1	49	21.89	22.27	21.98
20	QPSK	1	99	21.37	21.88	21.60
20	QPSK	50	0	20.78	20.89	20.93
20	QPSK	50	24	20.69	20.88	20.98
20	QPSK	50	50	20.79	20.90	20.84
20	QPSK	100	0	20.83	20.87	20.98
20	16QAM	1	0	20.68	20.83	20.83
20	16QAM	1	49	20.81	20.84	20.90
20	16QAM	1	99	20.55	20.72	20.69
20	16QAM	50	0	19.83	20.01	20.03
20	16QAM	50	24	19.93	19.80	20.10
20	16QAM	50	50	19.82	20.01	19.97
20	16QAM	100	0	19.82	19.88	20.01
Channel				18675	18900	19125
Frequency (MHz)				1857.5	1880	1902.5
15	QPSK	1	0	21.79	21.66	21.64
15	QPSK	1	37	22.10	22.13	22.14
15	QPSK	1	74	21.82	21.95	21.77
15	QPSK	36	0	20.79	20.87	21.06
15	QPSK	36	20	20.85	20.95	20.97
15	QPSK	36	39	20.79	20.97	21.00
15	QPSK	75	0	20.78	20.91	20.96
15	16QAM	1	0	20.71	20.66	20.95
15	16QAM	1	37	21.65	21.43	20.82
15	16QAM	1	74	20.49	20.69	20.66
15	16QAM	36	0	19.86	19.87	20.10
15	16QAM	36	20	19.96	19.86	19.98
15	16QAM	36	39	19.82	19.99	19.87
15	16QAM	75	0	19.79	19.93	19.88
Channel				18650	18900	19150
Frequency (MHz)				1855	1880	1905
10	QPSK	1	0	21.41	21.48	21.56
10	QPSK	1	25	21.91	21.85	22.19

10	QPSK	1	49	21.56	21.47	21.48
10	QPSK	25	0	20.59	20.66	20.79
10	QPSK	25	12	20.58	20.69	20.73
10	QPSK	25	25	20.57	20.79	20.68
10	QPSK	50	0	20.59	20.65	20.73
10	16QAM	1	0	20.38	20.82	20.96
10	16QAM	1	25	20.54	20.61	20.73
10	16QAM	1	49	20.89	20.94	20.61
10	16QAM	25	0	19.80	19.76	19.97
10	16QAM	25	12	19.60	19.75	19.78
10	16QAM	25	25	19.48	19.78	19.91
10	16QAM	50	0	19.61	19.79	19.88
Channel				18625	18900	19175
Frequency (MHz)				1852.5	1880	1907.5
5	QPSK	1	0	21.66	21.49	21.66
5	QPSK	1	12	21.86	21.86	21.87
5	QPSK	1	24	21.87	21.89	21.65
5	QPSK	12	0	20.83	20.87	20.89
5	QPSK	12	7	20.89	20.85	20.93
5	QPSK	12	13	20.82	20.83	20.82
5	QPSK	25	0	20.81	20.82	20.85
5	16QAM	1	0	20.82	20.88	20.62
5	16QAM	1	12	21.03	21.45	20.79
5	16QAM	1	24	20.42	21.03	20.62
5	16QAM	12	0	19.73	19.76	19.88
5	16QAM	12	7	19.68	19.76	19.77
5	16QAM	12	13	19.82	19.87	19.92
5	16QAM	25	0	19.87	19.78	19.87
Channel				18615	18900	19185
Frequency (MHz)				1851.5	1880	1908.5
3	QPSK	1	0	21.53	21.53	21.82
3	QPSK	1	8	21.67	21.70	21.87
3	QPSK	1	14	21.87	21.77	21.73
3	QPSK	8	0	20.78	20.77	20.86
3	QPSK	8	4	20.79	20.88	20.85
3	QPSK	8	7	20.80	20.82	20.91
3	QPSK	15	0	20.75	20.89	20.80
3	16QAM	1	0	20.59	20.85	21.04
3	16QAM	1	8	20.71	21.26	21.14
3	16QAM	1	14	20.60	21.15	20.50
3	16QAM	8	0	19.71	20.01	19.88
3	16QAM	8	4	19.88	19.83	20.06
3	16QAM	8	7	19.84	20.03	19.88
3	16QAM	15	0	19.83	19.76	19.74
Channel				18607	18900	19193

Frequency (MHz)				1850.7	1880	1909.3
1.4	QPSK	1	0	21.62	21.81	21.78
1.4	QPSK	1	3	21.71	21.87	21.82
1.4	QPSK	1	5	21.72	21.67	21.79
1.4	QPSK	3	0	21.75	21.83	21.76
1.4	QPSK	3	1	21.83	21.85	21.74
1.4	QPSK	3	3	21.84	21.79	21.90
1.4	QPSK	6	0	20.76	20.71	20.78
1.4	16QAM	1	0	20.62	20.39	20.89
1.4	16QAM	1	3	20.65	21.02	20.76
1.4	16QAM	1	5	20.42	20.53	20.67
1.4	16QAM	3	0	20.73	20.76	20.68
1.4	16QAM	3	1	20.71	20.91	20.91
1.4	16QAM	3	3	20.89	20.77	20.76
1.4	16QAM	6	0	19.73	19.82	19.92

LTE Band 4

BW [MHz]	Modulation	RB Size	RB Offset	Power Low Ch. / Freq.	Power Middle Ch. / Freq.	Power High Ch. / Freq.
Channel				20050	20175	20300
Frequency (MHz)				1720	1732.5	1745
20	QPSK	1	0	21.84	21.96	21.94
20	QPSK	1	49	22.32	21.89	21.92
20	QPSK	1	99	21.93	21.65	21.47
20	QPSK	50	0	21.03	20.91	21.07
20	QPSK	50	24	20.95	20.90	21.00
20	QPSK	50	50	20.91	20.74	21.02
20	QPSK	100	0	20.98	20.93	21.05
20	16QAM	1	0	20.78	20.80	20.84
20	16QAM	1	49	20.76	20.70	20.83
20	16QAM	1	99	20.60	20.56	20.69
20	16QAM	50	0	20.05	20.04	20.09
20	16QAM	50	24	20.07	20.01	19.96
20	16QAM	50	50	20.03	20.01	20.09
20	16QAM	100	0	20.00	19.95	19.90
Channel				20025	20175	20325
Frequency (MHz)				1717.5	1732.5	1747.5
15	QPSK	1	0	21.69	21.49	21.67
15	QPSK	1	37	21.77	22.11	21.69
15	QPSK	1	74	21.60	21.45	21.69
15	QPSK	36	0	20.71	20.79	20.83
15	QPSK	36	20	20.79	20.72	20.86
15	QPSK	36	39	20.68	20.58	20.81
15	QPSK	75	0	20.72	20.69	20.84
15	16QAM	1	0	20.54	20.33	20.51

15	16QAM	1	37	20.79	20.26	20.65
15	16QAM	1	74	20.39	20.47	20.22
15	16QAM	36	0	19.83	19.63	19.88
15	16QAM	36	20	19.78	19.71	19.93
15	16QAM	36	39	19.69	19.59	19.90
15	16QAM	75	0	19.74	19.73	19.82
Channel				20000	20175	20350
Frequency (MHz)				1715	1732.5	1750
10	QPSK	1	0	21.58	21.38	21.92
10	QPSK	1	25	21.73	21.98	21.93
10	QPSK	1	49	21.34	21.55	21.58
10	QPSK	25	0	20.80	20.72	20.85
10	QPSK	25	12	20.69	20.67	20.92
10	QPSK	25	25	20.65	20.64	20.78
10	QPSK	50	0	20.78	20.73	20.87
10	16QAM	1	0	20.48	20.53	20.77
10	16QAM	1	25	20.34	20.74	20.71
10	16QAM	1	49	20.78	20.31	20.53
10	16QAM	25	0	19.80	19.69	20.06
10	16QAM	25	12	19.71	19.66	20.17
10	16QAM	25	25	19.62	19.98	19.92
10	16QAM	50	0	19.66	19.79	19.91
Channel				19975	20175	20375
Frequency (MHz)				1712.5	1732.5	1752.5
5	QPSK	1	0	21.52	21.41	21.78
5	QPSK	1	12	21.61	21.62	22.03
5	QPSK	1	24	21.38	21.73	21.73
5	QPSK	12	0	20.67	20.64	20.80
5	QPSK	12	7	20.73	20.69	20.91
5	QPSK	12	13	20.69	20.69	20.88
5	QPSK	25	0	20.70	20.65	20.77
5	16QAM	1	0	20.73	20.35	20.85
5	16QAM	1	12	20.86	20.75	20.78
5	16QAM	1	24	20.67	20.31	20.43
5	16QAM	12	0	19.60	19.76	19.72
5	16QAM	12	7	19.63	19.96	19.81
5	16QAM	12	13	19.63	19.94	19.83
5	16QAM	25	0	19.79	19.70	19.89
Channel				19965	20175	20385
Frequency (MHz)				1711.5	1732.5	1753.5
3	QPSK	1	0	21.66	21.56	21.65
3	QPSK	1	8	21.65	21.78	21.89
3	QPSK	1	14	21.63	21.51	21.70
3	QPSK	8	0	20.71	20.68	20.71
3	QPSK	8	4	20.72	20.71	20.74

3	QPSK	8	7	20.64	20.70	20.61
3	QPSK	15	0	20.66	20.69	20.71
3	16QAM	1	0	20.86	21.05	20.79
3	16QAM	1	8	20.87	20.78	20.51
3	16QAM	1	14	20.68	20.67	20.50
3	16QAM	8	0	19.78	19.67	19.67
3	16QAM	8	4	19.54	19.71	19.71
3	16QAM	8	7	19.74	19.72	19.85
3	16QAM	15	0	19.42	19.52	19.62
Channel				19957	20175	20393
Frequency (MHz)				1710.7	1732.5	1754.3
1.4	QPSK	1	0	21.56	21.45	21.82
1.4	QPSK	1	3	21.65	21.66	22.07
1.4	QPSK	1	5	21.42	21.77	21.77
1.4	QPSK	3	0	21.02	21.12	21.15
1.4	QPSK	3	1	21.08	21.04	21.26
1.4	QPSK	3	3	21.04	21.04	21.23
1.4	QPSK	6	0	21.05	21.00	21.12
1.4	16QAM	1	0	21.08	20.70	21.20
1.4	16QAM	1	3	21.21	21.10	21.13
1.4	16QAM	1	5	21.02	20.66	20.78
1.4	16QAM	3	0	20.12	20.11	20.07
1.4	16QAM	3	1	20.21	20.31	20.16
1.4	16QAM	3	3	20.11	20.29	20.18
1.4	16QAM	6	0	20.14	20.05	20.24

LTE Band 5

BW [MHz]	Modulation	RB Size	RB Offset	Power Low Ch. / Freq.	Power Middle Ch. / Freq.	Power High Ch. / Freq.
Channel				20450	20525	20600
Frequency (MHz)				829	836.5	844
10	QPSK	1	0	21.44	21.21	21.43
10	QPSK	1	25	21.81	22.03	21.91
10	QPSK	1	49	21.89	21.42	21.45
10	QPSK	25	0	20.69	20.73	20.66
10	QPSK	25	12	20.69	20.68	20.69
10	QPSK	25	25	20.74	20.68	20.72
10	QPSK	50	0	20.73	20.68	20.70
10	16QAM	1	0	20.44	20.44	20.63
10	16QAM	1	25	20.68	20.70	20.68
10	16QAM	1	49	20.58	20.32	20.64
10	16QAM	25	0	19.55	19.88	20.00
10	16QAM	25	12	19.85	19.79	19.77
10	16QAM	25	25	19.79	19.62	19.76
10	16QAM	50	0	19.61	19.72	19.59

Channel				20425	20525	20625
Frequency (MHz)				826.5	836.5	846.5
5	QPSK	1	0	21.44	21.69	21.54
5	QPSK	1	12	21.75	21.84	21.97
5	QPSK	1	24	21.43	21.23	21.42
5	QPSK	12	0	20.73	20.70	20.74
5	QPSK	12	7	20.78	20.70	20.77
5	QPSK	12	13	20.79	20.65	20.76
5	QPSK	25	0	20.74	20.73	20.72
5	16QAM	1	0	20.53	20.52	20.44
5	16QAM	1	12	20.58	20.58	20.51
5	16QAM	1	24	20.51	20.55	20.19
5	16QAM	12	0	19.43	19.62	19.55
5	16QAM	12	7	19.77	19.56	19.77
5	16QAM	12	13	19.75	19.85	19.73
5	16QAM	25	0	19.58	19.78	19.72
Channel				20415	20525	20635
Frequency (MHz)				825.5	836.5	847.5
3	QPSK	1	0	21.60	22.02	21.80
3	QPSK	1	8	21.62	21.90	21.87
3	QPSK	1	14	21.56	21.65	21.45
3	QPSK	8	0	20.83	20.94	20.75
3	QPSK	8	4	20.78	20.91	20.79
3	QPSK	8	7	20.80	20.71	20.63
3	QPSK	15	0	20.73	20.73	20.68
3	16QAM	1	0	20.63	20.81	20.36
3	16QAM	1	8	21.16	20.54	21.04
3	16QAM	1	14	20.92	20.46	20.60
3	16QAM	8	0	19.55	19.82	19.86
3	16QAM	8	4	19.65	19.54	19.82
3	16QAM	8	7	19.58	19.73	19.75
3	16QAM	15	0	19.58	19.70	19.74
Channel				20407	20525	20643
Frequency (MHz)				824.7	836.5	848.3
1.4	QPSK	1	0	21.55	21.97	21.75
1.4	QPSK	1	3	21.57	21.85	21.82
1.4	QPSK	1	5	21.51	21.60	21.40
1.4	QPSK	3	0	20.78	20.89	20.70
1.4	QPSK	3	1	20.73	20.86	20.74
1.4	QPSK	3	3	20.75	20.66	20.58
1.4	QPSK	6	0	20.68	20.68	20.63
1.4	16QAM	1	0	20.58	20.76	20.31
1.4	16QAM	1	3	21.11	20.49	20.99
1.4	16QAM	1	5	20.87	20.41	20.55
1.4	16QAM	3	0	19.50	19.77	19.81

1.4	16QAM	3	1	19.60	19.50	19.77
1.4	16QAM	3	3	19.53	19.68	19.70
1.4	16QAM	6	0	19.53	19.65	19.69

LTE Band 7

BW [MHz]	Modulation	RB Size	RB Offset	Power Low Ch. / Freq.	Power Middle Ch. / Freq.	Power High Ch. / Freq.
Channel				20850	21100	21350
Frequency (MHz)				2510	2535	2560
20	QPSK	1	0	21.24	21.22	21.23
20	QPSK	1	49	21.59	21.87	22.18
20	QPSK	1	99	21.26	21.22	21.74
20	QPSK	50	0	20.64	20.66	20.75
20	QPSK	50	24	20.64	20.70	20.84
20	QPSK	50	50	20.54	20.68	20.85
20	QPSK	100	0	20.51	20.71	20.90
20	16QAM	1	0	20.27	20.18	20.00
20	16QAM	1	49	20.51	20.46	20.73
20	16QAM	1	99	20.36	20.29	20.61
20	16QAM	50	0	19.59	19.55	19.74
20	16QAM	50	24	19.59	19.68	19.92
20	16QAM	50	50	19.49	19.66	19.85
20	16QAM	100	0	19.46	19.55	19.78
Channel				20825	21100	21375
Frequency (MHz)				2507.5	2535	2562.5
15	QPSK	1	0	21.29	21.59	21.55
15	QPSK	1	37	21.67	22.11	22.14
15	QPSK	1	74	21.58	21.41	21.78
15	QPSK	36	0	20.66	20.66	20.86
15	QPSK	36	20	20.66	20.66	20.82
15	QPSK	36	39	20.65	20.69	20.91
15	QPSK	75	0	20.70	20.68	20.79
15	16QAM	1	0	20.60	20.41	20.41
15	16QAM	1	37	20.33	21.27	21.39
15	16QAM	1	74	20.67	20.32	20.37
15	16QAM	36	0	19.58	19.48	19.81
15	16QAM	36	20	19.72	19.53	19.81
15	16QAM	36	39	19.48	19.56	19.75
15	16QAM	75	0	19.63	19.68	19.79
Channel				20800	21100	21400
Frequency (MHz)				2505	2535	2565
10	QPSK	1	0	21.40	21.50	21.40
10	QPSK	1	25	21.51	21.90	22.14
10	QPSK	1	49	21.24	21.24	21.45
10	QPSK	25	0	20.70	20.73	20.87

10	QPSK	25	12	20.45	20.77	20.84
10	QPSK	25	25	20.53	20.65	20.84
10	QPSK	50	0	20.57	20.71	20.96
10	16QAM	1	0	20.16	20.72	20.62
10	16QAM	1	25	20.58	20.91	20.78
10	16QAM	1	49	20.34	20.31	20.45
10	16QAM	25	0	19.58	19.53	19.97
10	16QAM	25	12	19.71	19.57	20.14
10	16QAM	25	25	19.60	19.61	20.10
10	16QAM	50	0	19.64	19.47	19.84
Channel				20775	21100	21425
Frequency (MHz)				2502.5	2535	2567.5
5	QPSK	1	0	21.41	21.55	21.46
5	QPSK	1	12	21.80	21.67	21.92
5	QPSK	1	24	21.51	21.49	21.52
5	QPSK	12	0	20.75	20.74	20.99
5	QPSK	12	7	20.80	20.73	20.99
5	QPSK	12	13	20.69	20.71	20.87
5	QPSK	25	0	20.58	20.75	20.87
5	16QAM	1	0	20.64	20.65	20.60
5	16QAM	1	12	20.25	20.28	20.93
5	16QAM	1	24	20.00	20.80	20.96
5	16QAM	12	0	19.65	19.71	19.89
5	16QAM	12	7	19.66	19.64	20.04
5	16QAM	12	13	19.55	19.71	20.13
5	16QAM	25	0	19.55	19.65	19.62

LTE Band 12

BW [MHz]	Modulation	RB Size	RB Offset	Power Low Ch. / Freq.	Power Middle Ch. / Freq.	Power High Ch. / Freq.
Channel				23060	23095	23130
Frequency (MHz)				704	707.5	711
10	QPSK	1	0	21.58	21.57	21.65
10	QPSK	1	25	22.06	21.30	21.57
10	QPSK	1	49	21.18	21.44	21.44
10	QPSK	25	0	20.56	20.52	20.46
10	QPSK	25	12	20.55	20.52	20.62
10	QPSK	25	25	20.47	20.40	20.55
10	QPSK	50	0	20.65	20.55	20.64
10	16QAM	1	0	20.33	20.39	20.82
10	16QAM	1	25	20.52	20.41	20.84
10	16QAM	1	49	20.28	20.35	20.35
10	16QAM	25	0	19.65	19.65	19.55
10	16QAM	25	12	19.86	19.71	19.71
10	16QAM	25	25	19.56	19.58	19.56

10	16QAM	50	0	19.77	19.54	19.81
Channel				23035	23095	23155
Frequency (MHz)				701.5	707.5	713.5
5	QPSK	1	0	21.18	21.64	21.33
5	QPSK	1	12	21.89	21.78	21.98
5	QPSK	1	24	21.82	21.25	21.44
5	QPSK	12	0	20.45	20.56	20.50
5	QPSK	12	7	20.59	20.45	20.55
5	QPSK	12	13	20.60	20.48	20.52
5	QPSK	25	0	20.57	20.47	20.44
5	16QAM	1	0	20.17	20.23	20.47
5	16QAM	1	12	20.14	19.84	20.30
5	16QAM	1	24	20.12	20.15	20.44
5	16QAM	12	0	19.60	19.44	19.71
5	16QAM	12	7	19.74	19.42	19.64
5	16QAM	12	13	19.80	19.50	19.69
5	16QAM	25	0	19.70	19.57	19.54
Channel				23025	23095	23165
Frequency (MHz)				700.5	707.5	714.5
3	QPSK	1	0	21.21	21.48	21.31
3	QPSK	1	8	21.96	21.68	21.30
3	QPSK	1	14	21.63	21.08	21.42
3	QPSK	8	0	20.41	20.46	20.32
3	QPSK	8	4	20.55	20.48	20.26
3	QPSK	8	7	20.44	20.37	20.29
3	QPSK	15	0	20.45	20.48	20.31
3	16QAM	1	0	20.11	20.67	20.66
3	16QAM	1	8	20.37	20.32	20.81
3	16QAM	1	14	20.68	20.28	20.17
3	16QAM	8	0	19.37	19.52	19.28
3	16QAM	8	4	19.73	19.24	19.47
3	16QAM	8	7	19.66	19.17	19.37
3	16QAM	15	0	19.52	19.50	19.35
Channel				23017	23095	23173
Frequency (MHz)				699.7	707.5	715.3
1.4	QPSK	1	0	21.14	21.60	21.29
1.4	QPSK	1	3	21.85	21.74	21.94
1.4	QPSK	1	5	21.78	21.21	21.40
1.4	QPSK	3	0	20.41	20.52	20.46
1.4	QPSK	3	1	20.55	20.41	20.51
1.4	QPSK	3	3	20.56	20.44	20.48
1.4	QPSK	6	0	20.53	20.43	20.40
1.4	16QAM	1	0	20.13	20.19	20.43
1.4	16QAM	1	3	20.10	19.80	20.26
1.4	16QAM	1	5	20.08	20.11	20.40

1.4	16QAM	3	0	19.56	19.40	19.67
1.4	16QAM	3	1	19.70	19.52	19.60
1.4	16QAM	3	3	19.76	19.46	19.65
1.4	16QAM	6	0	19.66	19.53	19.50

LTE Band 13

BW [MHz]	Modulation	RB Size	RB Offset	Power Low Ch. / Freq.	Power Middle Ch. / Freq.	Power High Ch. / Freq.
Channel				23230		
Frequency (MHz)				782		
10	QPSK	1	0		21.82	
10	QPSK	1	25		21.97	
10	QPSK	1	49		21.77	
10	QPSK	25	0		21.04	
10	QPSK	25	12		21.13	
10	QPSK	25	25		21.06	
10	QPSK	50	0		21.10	
10	16QAM	1	0		20.90	
10	16QAM	1	25		21.11	
10	16QAM	1	49		20.77	
10	16QAM	25	0		20.06	
10	16QAM	25	12		20.23	
10	16QAM	25	25		20.27	
10	16QAM	50	0		20.03	
Channel				23205	23230	23255
Frequency (MHz)				779.5	782	784.5
5	QPSK	1	0	21.95	21.54	21.68
5	QPSK	1	12	21.92	21.91	21.94
5	QPSK	1	24	21.72	21.75	21.66
5	QPSK	12	0	21.11	21.04	21.19
5	QPSK	12	7	21.09	21.15	21.10
5	QPSK	12	13	20.94	21.06	21.06
5	QPSK	25	0	21.09	21.10	21.14
5	16QAM	1	0	20.99	20.88	20.89
5	16QAM	1	12	20.87	21.22	21.08
5	16QAM	1	24	20.87	20.83	20.81
5	16QAM	12	0	19.95	19.96	20.24
5	16QAM	12	7	20.10	20.16	20.14
5	16QAM	12	13	20.21	20.11	19.94
5	16QAM	25	0	20.08	20.13	20.11

LTE Band 25

BW [MHz]	Modulation	RB Size	RB Offset	Power Low Ch. / Freq.	Power Middle Ch. / Freq.	Power High Ch. / Freq.
Channel				26140	26340	26590
Frequency (MHz)				1860	1880	1905
20	QPSK	1	0	21.45	21.26	21.37
20	QPSK	1	49	22.17	22.18	21.92
20	QPSK	1	99	21.10	21.76	21.66
20	QPSK	50	0	20.75	20.76	20.84
20	QPSK	50	24	20.69	20.66	20.84
20	QPSK	50	50	20.53	20.69	20.82
20	QPSK	100	0	20.73	20.68	20.86
20	16QAM	1	0	20.45	20.35	20.54
20	16QAM	1	49	20.46	20.55	20.64
20	16QAM	1	99	19.96	20.36	20.55
20	16QAM	50	0	19.69	19.61	19.76
20	16QAM	50	24	19.65	19.60	19.80
20	16QAM	50	50	19.50	19.65	19.71
20	16QAM	100	0	19.58	19.56	19.84
Channel				26115	26340	26615
Frequency (MHz)				1857.5	1880	1907.5
15	QPSK	1	0	21.52	21.25	21.35
15	QPSK	1	37	21.91	21.95	22.07
15	QPSK	1	74	21.17	21.68	21.55
15	QPSK	36	0	20.61	20.52	20.77
15	QPSK	36	20	20.53	20.56	20.72
15	QPSK	36	39	20.50	20.60	20.70
15	QPSK	75	0	20.61	20.57	20.69
15	16QAM	1	0	20.27	19.91	20.66
15	16QAM	1	37	21.04	20.56	20.27
15	16QAM	1	74	20.01	20.55	20.72
15	16QAM	36	0	19.39	19.48	19.66
15	16QAM	36	20	19.38	19.41	19.57
15	16QAM	36	39	19.37	19.52	19.78
15	16QAM	75	0	19.36	19.45	19.69
Channel				26090	26340	26640
Frequency (MHz)				1855	1880	1910
10	QPSK	1	0	21.39	21.23	21.36
10	QPSK	1	25	21.77	21.90	22.11
10	QPSK	1	49	21.22	21.61	21.50
10	QPSK	25	0	20.62	20.59	20.65
10	QPSK	25	12	20.62	20.51	20.65
10	QPSK	25	25	20.50	20.58	20.75
10	QPSK	50	0	20.59	20.57	20.69

10	16QAM	1	0	20.48	20.06	20.38
10	16QAM	1	25	20.54	20.59	20.19
10	16QAM	1	49	20.41	20.30	20.51
10	16QAM	25	0	19.45	19.63	19.64
10	16QAM	25	12	19.36	19.39	19.55
10	16QAM	25	25	19.46	19.35	19.73
10	16QAM	50	0	19.51	19.42	19.72
Channel				26065	26340	26665
Frequency (MHz)				1852.5	1880	1912.5
5	QPSK	1	0	21.50	21.24	21.47
5	QPSK	1	12	21.56	21.71	21.72
5	QPSK	1	24	21.31	21.56	21.32
5	QPSK	12	0	20.47	20.46	20.77
5	QPSK	12	7	20.53	20.55	20.76
5	QPSK	12	13	20.48	20.51	20.73
5	QPSK	25	0	20.45	20.54	20.67
5	16QAM	1	0	20.43	20.29	20.61
5	16QAM	1	12	20.56	20.01	20.34
5	16QAM	1	24	20.09	20.03	20.38
5	16QAM	12	0	19.48	19.44	19.63
5	16QAM	12	7	19.43	19.47	19.73
5	16QAM	12	13	19.54	19.59	19.79
5	16QAM	25	0	19.43	19.42	19.78
Channel				26055	26340	26675
Frequency (MHz)				1851.5	1880	1913.5
3	QPSK	1	0	21.34	21.39	21.57
3	QPSK	1	8	21.71	21.57	21.81
3	QPSK	1	14	21.28	21.58	21.49
3	QPSK	8	0	20.49	20.54	20.74
3	QPSK	8	4	20.55	20.57	20.73
3	QPSK	8	7	20.53	20.57	20.73
3	QPSK	15	0	20.50	20.50	20.83
3	16QAM	1	0	20.60	20.54	20.47
3	16QAM	1	8	20.69	20.62	20.45
3	16QAM	1	14	20.87	20.26	20.72
3	16QAM	8	0	19.56	19.45	19.78
3	16QAM	8	4	19.34	19.64	19.69
3	16QAM	8	7	19.56	19.70	19.64
3	16QAM	15	0	19.51	19.59	19.81
Channel				26047	26340	26683
Frequency (MHz)				1850.7	1880	1914.3
1.4	QPSK	1	0	21.52	21.25	21.35
1.4	QPSK	1	3	21.91	21.95	22.07
1.4	QPSK	1	5	21.17	21.68	21.55
1.4	QPSK	3	0	21.02	20.93	21.18

1.4	QPSK	3	1	20.94	20.97	21.13
1.4	QPSK	3	3	20.91	21.01	21.11
1.4	QPSK	6	0	20.61	20.57	20.69
1.4	16QAM	1	0	20.27	19.91	20.66
1.4	16QAM	1	3	21.04	20.56	20.27
1.4	16QAM	1	5	20.01	20.55	20.72
1.4	16QAM	3	0	19.96	19.98	20.16
1.4	16QAM	3	1	19.88	19.91	20.07
1.4	16QAM	3	3	19.87	20.02	20.28
1.4	16QAM	6	0	19.36	19.45	19.69

LTE Band 26

BW [MHz]	Modulation	RB Size	RB Offset	Power Low Ch. / Freq.	Power Middle Ch. / Freq.	Power High Ch. / Freq.
Channel				26865	26915	26965
Frequency (MHz)				831.5	836.5	841.5
15	QPSK	1	0	21.75	21.84	21.70
15	QPSK	1	37	21.98	22.33	22.06
15	QPSK	1	74	21.82	21.95	21.90
15	QPSK	36	0	21.09	20.91	21.05
15	QPSK	36	20	21.04	21.08	21.00
15	QPSK	36	39	20.84	21.02	21.00
15	QPSK	75	0	20.92	20.93	21.06
15	16QAM	1	0	20.66	20.56	20.82
15	16QAM	1	37	20.90	20.89	20.93
15	16QAM	1	74	20.52	20.84	20.80
15	16QAM	36	0	20.04	19.90	20.09
15	16QAM	36	20	20.03	20.14	20.07
15	16QAM	36	39	19.88	20.05	20.07
15	16QAM	75	0	20.01	20.08	20.02
Channel				26840	26915	26990
Frequency (MHz)				829	836.5	844
10	QPSK	1	0	21.53	21.57	21.93
10	QPSK	1	25	22.11	21.92	22.16
10	QPSK	1	49	21.65	21.97	21.84
10	QPSK	25	0	21.05	20.89	21.05
10	QPSK	25	12	21.07	21.00	21.04
10	QPSK	25	25	20.94	21.01	21.05
10	QPSK	50	0	21.09	20.92	21.05
10	16QAM	1	0	20.52	20.39	20.98
10	16QAM	1	25	21.28	20.80	20.87
10	16QAM	1	49	20.45	21.13	20.84
10	16QAM	25	0	19.96	19.99	20.09
10	16QAM	25	12	20.19	20.07	20.34
10	16QAM	25	25	20.00	20.03	20.10

10	16QAM	50	0	20.05	20.06	20.14
Channel				26815	26915	27015
Frequency (MHz)				826.5	836.5	846.5
5	QPSK	1	0	21.60	21.54	21.88
5	QPSK	1	12	22.32	21.96	22.22
5	QPSK	1	24	21.95	21.90	21.50
5	QPSK	12	0	20.98	20.97	21.12
5	QPSK	12	7	21.01	21.11	21.12
5	QPSK	12	13	20.96	21.03	21.10
5	QPSK	25	0	20.93	21.02	21.17
5	16QAM	1	0	20.67	20.82	21.34
5	16QAM	1	12	21.53	21.00	21.61
5	16QAM	1	24	21.21	20.43	20.66
5	16QAM	12	0	19.96	19.96	20.12
5	16QAM	12	7	20.21	20.22	20.06
5	16QAM	12	13	20.17	20.11	20.24
5	16QAM	25	0	20.11	20.09	20.31
Channel				26805	26915	27025
Frequency (MHz)				825.5	836.5	847.5
3	QPSK	1	0	21.66	21.68	21.71
3	QPSK	1	8	22.02	21.80	21.86
3	QPSK	1	14	21.90	21.95	21.88
3	QPSK	8	0	20.94	20.99	21.10
3	QPSK	8	4	21.15	20.95	21.13
3	QPSK	8	7	21.00	21.07	21.05
3	QPSK	15	0	21.01	20.99	21.01
3	16QAM	1	0	20.72	20.72	21.03
3	16QAM	1	8	21.05	20.45	20.47
3	16QAM	1	14	21.07	21.07	20.80
3	16QAM	8	0	20.17	20.11	20.22
3	16QAM	8	4	20.44	20.27	19.93
3	16QAM	8	7	20.14	20.29	20.23
3	16QAM	15	0	19.93	20.10	20.09
Channel				26797	26915	27033
Frequency (MHz)				824.7	836.5	848.3
1.4	QPSK	1	0	21.49	21.53	21.89
1.4	QPSK	1	3	22.07	21.88	22.12
1.4	QPSK	1	5	21.61	21.93	21.80
1.4	QPSK	3	0	21.01	21.09	21.01
1.4	QPSK	3	1	21.03	20.96	21.00
1.4	QPSK	3	3	20.90	20.97	21.01
1.4	QPSK	6	0	21.05	20.88	21.01
1.4	16QAM	1	0	20.48	20.35	20.94
1.4	16QAM	1	3	21.24	20.76	20.83
1.4	16QAM	1	5	20.41	21.09	20.80

1.4	16QAM	3	0	19.92	19.95	20.05
1.4	16QAM	3	1	20.15	20.03	20.30
1.4	16QAM	3	3	19.96	19.99	20.06
1.4	16QAM	6	0	20.01	20.02	20.10

LTE Band 66

BW [MHz]	Modulation	RB Size	RB Offset	Power Low Ch. / Freq.	Power Middle Ch. / Freq.	Power High Ch. / Freq.
Channel				132072	132322	132572
Frequency (MHz)				1720	1745	1770
20	QPSK	1	0	20.88	21.28	20.87
20	QPSK	1	49	20.98	21.45	21.43
20	QPSK	1	99	20.66	20.82	20.68
20	QPSK	50	0	19.97	20.32	20.20
20	QPSK	50	24	20.10	20.32	20.08
20	QPSK	50	50	20.04	20.14	20.07
20	QPSK	100	0	20.08	20.31	20.07
20	16QAM	1	0	19.81	20.09	19.89
20	16QAM	1	49	19.92	20.08	20.01
20	16QAM	1	99	19.81	19.73	19.75
20	16QAM	50	0	19.05	19.35	19.22
20	16QAM	50	24	19.12	19.25	19.07
20	16QAM	50	50	19.03	19.28	19.10
20	16QAM	100	0	19.09	19.26	19.03
Channel				132047	132322	132597
Frequency (MHz)				1717.5	1745	1772.5
15	QPSK	1	0	20.80	21.12	20.97
15	QPSK	1	37	20.89	21.44	21.39
15	QPSK	1	74	20.92	21.01	20.90
15	QPSK	36	0	19.97	20.34	20.16
15	QPSK	36	20	19.90	20.26	20.17
15	QPSK	36	39	19.89	20.12	20.03
15	QPSK	75	0	20.01	20.12	20.13
15	16QAM	1	0	19.48	20.34	19.79
15	16QAM	1	37	19.83	19.87	20.49
15	16QAM	1	74	19.56	19.79	20.01
15	16QAM	36	0	19.05	19.24	19.08
15	16QAM	36	20	19.01	19.19	19.09
15	16QAM	36	39	18.88	19.15	19.02
15	16QAM	75	0	19.04	19.13	19.02
Channel				132022	132322	132622
Frequency (MHz)				1715	1745	1775
10	QPSK	1	0	20.80	21.05	20.92
10	QPSK	1	25	21.02	21.34	21.02
10	QPSK	1	49	21.08	20.81	20.52

10	QPSK	25	0	20.07	20.37	20.13
10	QPSK	25	12	20.07	20.24	20.12
10	QPSK	25	25	20.02	20.12	20.07
10	QPSK	50	0	20.06	20.29	20.07
10	16QAM	1	0	20.14	20.08	20.28
10	16QAM	1	25	19.97	20.37	19.93
10	16QAM	1	49	19.62	19.77	19.50
10	16QAM	25	0	19.17	19.27	19.01
10	16QAM	25	12	19.18	19.34	18.94
10	16QAM	25	25	19.05	19.12	19.02
10	16QAM	50	0	18.97	19.34	19.16
Channel				131997	132322	132647
Frequency (MHz)				1712.5	1745	1777.5
5	QPSK	1	0	21.02	21.22	20.97
5	QPSK	1	12	21.04	21.17	21.08
5	QPSK	1	24	20.56	20.90	20.58
5	QPSK	12	0	20.00	20.25	20.20
5	QPSK	12	7	19.98	20.25	20.09
5	QPSK	12	13	19.94	20.11	20.08
5	QPSK	25	0	19.96	20.20	20.06
5	16QAM	1	0	19.31	19.84	19.84
5	16QAM	1	12	19.65	20.02	19.78
5	16QAM	1	24	19.29	20.24	19.75
5	16QAM	12	0	19.02	19.17	19.07
5	16QAM	12	7	18.98	19.14	18.91
5	16QAM	12	13	18.78	19.14	19.09
5	16QAM	25	0	18.86	19.24	19.09
Channel				131987	132322	132657
Frequency (MHz)				1711.5	1745	1778.5
3	QPSK	1	0	21.01	21.14	20.98
3	QPSK	1	8	20.88	21.20	21.23
3	QPSK	1	14	20.93	20.93	20.83
3	QPSK	8	0	20.07	20.16	20.09
3	QPSK	8	4	19.96	20.18	20.20
3	QPSK	8	7	19.91	20.21	20.08
3	QPSK	15	0	19.92	20.15	20.09
3	16QAM	1	0	19.79	20.33	20.47
3	16QAM	1	8	19.93	20.39	19.63
3	16QAM	1	14	19.67	20.10	19.92
3	16QAM	8	0	19.12	19.07	19.08
3	16QAM	8	4	19.09	19.15	19.10
3	16QAM	8	7	19.00	19.30	19.19
3	16QAM	15	0	18.84	19.25	18.76
Channel				131979	132322	132665
Frequency (MHz)				1710.7	1745	1779.3

1.4	QPSK	1	0	20.86	21.11	20.98
1.4	QPSK	1	3	21.08	21.40	21.08
1.4	QPSK	1	5	21.14	20.87	20.58
1.4	QPSK	3	0	20.13	20.43	20.19
1.4	QPSK	3	1	20.13	20.30	20.18
1.4	QPSK	3	3	20.08	20.18	20.13
1.4	QPSK	6	0	20.12	20.35	20.13
1.4	16QAM	1	0	20.20	20.14	20.34
1.4	16QAM	1	3	20.03	20.43	19.99
1.4	16QAM	1	5	19.68	19.83	19.56
1.4	16QAM	3	0	19.23	19.33	19.07
1.4	16QAM	3	1	19.24	19.40	19.00
1.4	16QAM	3	3	19.11	19.18	19.08
1.4	16QAM	6	0	19.03	19.40	19.22

LTE Band 71

BW [MHz]	Modulation	RB Size	RB Offset	Power Low Ch. / Freq.	Power Middle Ch. / Freq.	Power High Ch. / Freq.
Channel				133222	133322	133372
Frequency (MHz)				673	683	688
20	QPSK	1	0	22.43	22.50	22.52
20	QPSK	1	49	22.62	22.58	22.77
20	QPSK	1	99	22.42	22.56	22.52
20	QPSK	50	0	21.49	21.59	21.66
20	QPSK	50	24	21.58	21.65	21.75
20	QPSK	50	50	21.54	21.58	21.65
20	QPSK	100	0	21.58	21.55	21.67
20	16QAM	1	0	21.23	21.28	21.25
20	16QAM	1	49	21.35	21.36	21.41
20	16QAM	1	99	20.94	21.04	20.97
20	16QAM	50	0	20.59	20.67	20.65
20	16QAM	50	24	20.69	20.58	20.57
20	16QAM	50	50	20.57	20.61	20.61
20	16QAM	100	0	20.59	20.46	20.55
Channel				133197	133297	133397
Frequency (MHz)				670.5	680.5	690.5
15	QPSK	1	0	22.35	22.36	22.64
15	QPSK	1	37	22.53	22.55	22.58
15	QPSK	1	74	22.45	22.49	22.59
15	QPSK	36	0	21.48	21.59	21.63
15	QPSK	36	20	21.50	21.58	21.64
15	QPSK	36	39	21.45	21.52	21.57
15	QPSK	75	0	21.49	21.51	21.77
15	16QAM	1	0	21.32	21.29	21.38
15	16QAM	1	37	21.71	21.68	21.60

15	16QAM	1	74	21.13	21.05	21.29
15	16QAM	36	0	20.57	20.59	20.49
15	16QAM	36	20	20.62	20.61	20.51
15	16QAM	36	39	20.35	20.46	20.51
15	16QAM	75	0	20.59	20.52	20.53
Channel				133172	133272	133422
Frequency (MHz)				668	678	693
10	QPSK	1	0	22.48	22.45	22.57
10	QPSK	1	25	22.60	22.50	22.51
10	QPSK	1	49	22.29	22.39	22.43
10	QPSK	25	0	21.50	21.56	21.55
10	QPSK	25	12	21.50	21.58	21.64
10	QPSK	25	25	21.42	21.45	21.48
10	QPSK	50	0	21.46	21.53	21.49
10	16QAM	1	0	20.96	21.04	21.17
10	16QAM	1	25	20.95	21.14	21.26
10	16QAM	1	49	20.84	20.88	20.96
10	16QAM	25	0	20.31	20.45	20.50
10	16QAM	25	12	20.47	20.54	20.49
10	16QAM	25	25	20.48	20.41	20.35
10	16QAM	50	0	20.39	20.47	20.43
Channel				133147	133247	133447
Frequency (MHz)				665.5	675.5	695.5
5	QPSK	1	0	22.24	22.42	22.51
5	QPSK	1	12	22.47	22.52	22.58
5	QPSK	1	24	22.37	22.43	22.56
5	QPSK	12	0	21.44	21.50	21.69
5	QPSK	12	7	21.52	21.58	21.66
5	QPSK	12	13	21.46	21.61	21.49
5	QPSK	25	0	21.60	21.63	21.62
5	16QAM	1	0	20.88	20.95	20.93
5	16QAM	1	12	21.20	21.24	21.30
5	16QAM	1	24	20.95	21.05	20.85
5	16QAM	12	0	20.16	20.36	20.40
5	16QAM	12	7	20.29	20.34	20.37
5	16QAM	12	13	20.15	20.43	20.23
5	16QAM	25	0	20.41	20.49	20.27

ERP/EIRP

LTE Band 7 (GT - LC = 3.00 dB) QPSK			
Bandwidth	5M		
Channel	20775	21100	21425
	(Low)	(Mid)	(High)
Frequency (MHz)	2502.5	2535	2567.5
Conducted Power (dBm)	21.80	21.67	21.92
Conducted Power (Watts)	0.1514	0.1469	0.1556
EIRP(dBm)	24.80	24.67	24.92
EIRP(Watts)	0.3020	0.2931	0.3105

LTE Band 7 (GT - LC = 3.00 dB) QPSK									
Bandwidth	10M			15M			20M		
Channel	20800	21100	21400	20825	21100	21375	20850	21100	21350
	(Low)	(Mid)	(High)	(Low)	(Mid)	(High)	(Low)	(Mid)	(High)
Frequency (MHz)	2505	2535	2565	2507.5	2535	2562.5	2510	2535	2560
Conducted Power (dBm)	21.51	21.90	22.14	21.67	22.11	22.14	21.59	21.87	22.18
Conducted Power (Watts)	0.1416	0.1549	0.1637	0.1469	0.1626	0.1637	0.1442	0.1538	0.1652
EIRP(dBm)	24.51	24.90	25.14	24.67	25.11	25.14	24.59	24.87	25.18
EIRP(Watts)	0.2825	0.3090	0.3266	0.2931	0.3243	0.3266	0.2877	0.3069	0.3296

LTE Band 7 (GT - LC = 3.00 dB) 16QAM			
Bandwidth	5M		
Channel	20775	21100	21425
	(Low)	(Mid)	(High)
Frequency (MHz)	2502.5	2535	2567.5
Conducted Power (dBm)	20.00	20.80	20.96
Conducted Power (Watts)	0.1000	0.1202	0.1247
EIRP(dBm)	23.00	23.80	23.96
EIRP(Watts)	0.1995	0.2399	0.2489

LTE Band 7 (GT - LC = 3.00 dB) 16QAM									
Bandwidth	10M			15M			20M		
Channel	20800	21100	21400	20825	21100	21375	20850	21100	21350
	(Low)	(Mid)	(High)	(Low)	(Mid)	(High)	(Low)	(Mid)	(High)
Frequency (MHz)	2505	2535	2565	2507.5	2535	2562.5	2510	2535	2560
Conducted Power (dBm)	20.58	20.91	20.78	20.33	21.27	21.39	20.51	20.46	20.73
Conducted Power (Watts)	0.1143	0.1233	0.1197	0.1079	0.1340	0.1377	0.1125	0.1112	0.1183
EIRP(dBm)	23.58	23.91	23.78	23.33	24.27	24.39	23.51	23.46	23.73
EIRP(Watts)	0.2280	0.2460	0.2388	0.2153	0.2673	0.2748	0.2244	0.2218	0.2360

LTE Band 12 (GT - LC = 3.00 dB) QPSK									
Bandwidth	1.4M			3M			5M		
Channel	23017	23095	23173	23025	23095	23165	23035	23095	23155
	(Low)	(Mid)	(High)	(Low)	(Mid)	(High)	(Low)	(Mid)	(High)
Frequency (MHz)	699.7	707.5	715.3	700.5	707.5	714.5	701.5	707.5	713.5
Conducted Power (dBm)	21.85	21.74	21.94	21.96	21.68	21.30	21.89	21.78	21.98
Conducted Power (Watts)	0.1531	0.1493	0.1563	0.1570	0.1472	0.1349	0.1545	0.1507	0.1578
ERP(dBm)	22.70	22.59	22.79	22.81	22.53	22.15	22.74	22.63	22.83
ERP(Watts)	0.1862	0.1816	0.1901	0.1910	0.1791	0.1641	0.1879	0.1832	0.1919

LTE Band 12 (GT - LC = 3.00 dB) QPSK			
Bandwidth	10M		
Channel	23060	23095	23130
	(Low)	(Mid)	(High)
Frequency (MHz)	704	707.5	711
Conducted Power (dBm)	22.06	21.30	21.57
Conducted Power (Watts)	0.1607	0.1349	0.1435
ERP(dBm)	22.91	22.15	22.42
ERP(Watts)	0.1954	0.1641	0.1746

LTE Band 12 (GT - LC = 3.00 dB) 16QAM									
Bandwidth	1.4M			3M			5M		
Channel	23017	23095	23173	23025	23095	23165	23035	23095	23155
	(Low)	(Mid)	(High)	(Low)	(Mid)	(High)	(Low)	(Mid)	(High)
Frequency (MHz)	699.7	707.5	715.3	700.5	707.5	714.5	701.5	707.5	713.5
Conducted Power (dBm)	20.13	20.19	20.43	20.37	20.32	20.81	20.17	20.23	20.47
Conducted Power (Watts)	0.1030	0.1045	0.1104	0.1089	0.1076	0.1205	0.1040	0.1054	0.1114
ERP(dBm)	20.98	21.04	21.28	21.22	21.17	21.66	21.02	21.08	21.32
ERP(Watts)	0.1253	0.1271	0.1343	0.1324	0.1309	0.1466	0.1265	0.1282	0.1355

LTE Band 12 (GT - LC = 3.00 dB) 16QAM			
Bandwidth	10M		
Channel	23060	23095	23130
	(Low)	(Mid)	(High)
Frequency (MHz)	704	707.5	711
Conducted Power (dBm)	20.52	20.41	20.84
Conducted Power (Watts)	0.1127	0.1099	0.1213
ERP(dBm)	21.37	21.26	21.69
ERP(Watts)	0.1371	0.1337	0.1476

LTE Band 13 (GT - LC = 3.00 dB) QPSK						
Bandwidth	5M			10M		
Channel	23205	23230	23255	23230		
	(Low)	(Mid)	(High)	-	(Mid)	-
Frequency (MHz)	779.5	782	784.5	-	782	-
Conducted Power (dBm)	21.95	21.54	21.68		21.97	-
Conducted Power (Watts)	0.1567	0.1426	0.1472		0.1574	-
ERP(dBm)	22.80	22.39	22.53		22.82	-
ERP(Watts)	0.1905	0.1734	0.1791		0.1914	-

LTE Band 13 (GT - LC = 3.00 dB) 16QAM						
Bandwidth	5M			10M		
Channel	23205	23230	23255	23230		
	(Low)	(Mid)	(High)	-	(Mid)	-
Frequency (MHz)	779.5	782	784.5	-	782	-
Conducted Power (dBm)	20.87	21.22	21.08		21.11	-
Conducted Power (Watts)	0.1222	0.1324	0.1282		0.1291	-
ERP(dBm)	21.72	22.07	21.93		21.96	-
ERP(Watts)	0.1486	0.1611	0.1560		0.1570	-

LTE Band 25 (GT - LC = 3.00 dB) QPSK									
Bandwidth	1.4M			3M			5M		
Channel	26407	26340	26683	26055	26340	26675	26065	26340	26665
	(Low)	(Mid)	(High)	(Low)	(Mid)	(High)	(Low)	(Mid)	(High)
Frequency (MHz)	1850.7	1880	1914.3	1851.5	1880	1913.5	1852.5	1880	1912.5
Conducted Power (dBm)	21.91	21.95	22.07	21.71	21.57	21.81	21.56	21.71	21.72
Conducted Power (Watts)	0.1552	0.1567	0.1611	0.1483	0.1435	0.1517	0.1432	0.1483	0.1486
EIRP(dBm)	24.91	24.95	25.07	24.71	24.57	24.81	24.56	24.71	24.72
EIRP(Watts)	0.3097	0.3126	0.3214	0.2958	0.2864	0.3027	0.2858	0.2958	0.2965

LTE Band 25 (GT - LC = 3.00 dB) QPSK									
Bandwidth	10M			15M			20M		
Channel	26090	26340	26640	26115	26340	26615	26140	26340	26590
	(Low)	(Mid)	(High)	(Low)	(Mid)	(High)	(Low)	(Mid)	(High)
Frequency (MHz)	1855	1880	1910	1857.5	1880	1907.5	1860	1880	1905
Conducted Power (dBm)	21.77	21.90	22.11	21.91	21.95	22.07	22.17	22.18	21.92
Conducted Power (Watts)	0.1503	0.1549	0.1626	0.1552	0.1567	0.1611	0.1648	0.1652	0.1556
EIRP(dBm)	24.77	24.90	25.11	24.91	24.95	25.07	25.17	25.18	24.92
EIRP(Watts)	0.2999	0.3090	0.3243	0.3097	0.3126	0.3214	0.3289	0.3296	0.3105

LTE Band 25 (GT - LC = 3.00 dB) 16QAM									
Bandwidth	1.4M			3M			5M		
Channel	26407	26340	26683	26055	26340	26675	26065	26340	26665
	(Low)	(Mid)	(High)	(Low)	(Mid)	(High)	(Low)	(Mid)	(High)
Frequency (MHz)	1850.7	1880	1914.3	1851.5	1880	1913.5	1852.5	1880	1912.5
Conducted Power (dBm)	21.04	20.56	20.27	20.87	20.26	20.72	20.43	20.29	20.61
Conducted Power (Watts)	0.1271	0.1138	0.1064	0.1222	0.1062	0.1180	0.1104	0.1069	0.1151
EIRP(dBm)	24.04	23.56	23.27	23.87	23.26	23.72	23.43	23.29	23.61
EIRP(Watts)	0.2535	0.2270	0.2123	0.2438	0.2118	0.2355	0.2203	0.2133	0.2296

LTE Band 25 (GT - LC = 3.00 dB) 16QAM									
Bandwidth	10M			15M			20M		
Channel	26090	26340	26640	26115	26340	26615	26140	26340	26590
	(Low)	(Mid)	(High)	(Low)	(Mid)	(High)	(Low)	(Mid)	(High)
Frequency (MHz)	1855	1880	1910	1857.5	1880	1907.5	1860	1880	1905
Conducted Power (dBm)	20.54	20.59	20.19	21.04	20.56	20.27	20.46	20.55	20.64
Conducted Power (Watts)	0.1132	0.1146	0.1045	0.1271	0.1138	0.1064	0.1112	0.1135	0.1159
EIRP(dBm)	23.54	23.59	23.19	24.04	23.56	23.27	23.46	23.55	23.64
EIRP(Watts)	0.2259	0.2286	0.2084	0.2535	0.2270	0.2123	0.2218	0.2265	0.2312

LTE Band 26 (GT - LC = 3.00 dB) QPSK									
Bandwidth	1.4M			3M			5M		
Channel	26797	26915	27033	26805	26915	27025	26815	26915	27015
	(Low)	(Mid)	(High)	(Low)	(Mid)	(High)	(Low)	(Mid)	(High)
Frequency (MHz)	824.7	836.5	848.3	825.5	836.5	847.5	826.5	836.5	846.5
Conducted Power (dBm)	22.07	21.88	22.12	22.02	21.80	21.86	22.32	21.96	22.22
Conducted Power (Watts)	0.1611	0.1542	0.1629	0.1592	0.1514	0.1535	0.1706	0.1570	0.1667
ERP(dBm)	22.92	22.73	22.97	22.87	22.65	22.71	23.17	22.81	23.07
ERP(Watts)	0.1959	0.1875	0.1982	0.1936	0.1841	0.1866	0.2075	0.1910	0.2028

LTE Band 26 (GT - LC = 3.00 dB) QPSK							
Bandwidth	10M			15M			15M
Channel	26840	26915	26990	26865	26915	26965	26765
	(Low)	(Mid)	(High)	(Low)	(Mid)	(High)	(Low)
Frequency (MHz)	829	836.5	844	831.5	836.5	841.5	821.5
Conducted Power (dBm)	22.11	21.92	22.16	21.98	22.33	22.06	21.81
Conducted Power (Watts)	0.1626	0.1556	0.1644	0.1578	0.1710	0.1607	0.1517
ERP(dBm)	22.96	22.77	23.01	22.83	23.18	22.91	22.66
ERP(Watts)	0.1977	0.1892	0.2000	0.1919	0.2080	0.1954	0.1845

LTE Band 26 (GT - LC = 3.00 dB) 16QAM									
Bandwidth	1.4M			3M			5M		
Channel	26797	26915	27033	26805	26915	27025	26815	26915	27015
	(Low)	(Mid)	(High)	(Low)	(Mid)	(High)	(Low)	(Mid)	(High)
Frequency (MHz)	824.7	836.5	848.3	825.5	836.5	847.5	826.5	836.5	846.5
Conducted Power (dBm)	21.24	20.76	20.83	21.07	21.07	20.80	21.53	21.00	21.61
Conducted Power (Watts)	0.1330	0.1191	0.1211	0.1279	0.1279	0.1202	0.1422	0.1259	0.1449
ERP(dBm)	22.09	21.61	21.68	21.92	21.92	21.65	22.38	21.85	22.46
ERP(Watts)	0.1618	0.1449	0.1472	0.1556	0.1556	0.1462	0.1730	0.1531	0.1762

LTE Band 26 (GT - LC = 3.00 dB) 16QAM							
Bandwidth	10M			15M			15M
Channel	26840	26915	26990	26865	26915	26965	26765
	(Low)	(Mid)	(High)	(Low)	(Mid)	(High)	(Low)
Frequency (MHz)	829	836.5	844	831.5	836.5	841.5	821.5
Conducted Power (dBm)	21.28	20.80	20.87	20.90	20.89	20.93	20.73
Conducted Power (Watts)	0.1343	0.1202	0.1222	0.1230	0.1227	0.1239	0.1183
ERP(dBm)	22.13	21.65	21.72	21.75	21.74	21.78	21.58
ERP(Watts)	0.1633	0.1462	0.1486	0.1496	0.1493	0.1507	0.1439

LTE Band 66 (GT - LC = 3.00 dB) QPSK									
Bandwidth	1.4M			3M			5M		
Channel	131979	132322	132665	131987	132322	132657	131997	132322	132647
	(Low)	(Mid)	(High)	(Low)	(Mid)	(High)	(Low)	(Mid)	(High)
Frequency (MHz)	1710.7	1745	1779.3	1711.5	1745	1778.5	1712.5	1745	1777.5
Conducted Power (dBm)	21.08	21.40	21.08	20.88	21.20	21.23	21.02	21.22	20.97
Conducted Power (Watts)	0.1282	0.1380	0.1282	0.1225	0.1318	0.1327	0.1265	0.1324	0.1250
EIRP(dBm)	24.08	24.40	24.08	23.88	24.20	24.23	24.02	24.22	23.97
EIRP(Watts)	0.2559	0.2754	0.2559	0.2443	0.2630	0.2649	0.2523	0.2642	0.2495

LTE Band 66 (GT - LC = 3.00 dB) QPSK									
Bandwidth	10M			15M			20M		
Channel	132022	132322	132622	132047	132322	132597	132072	132322	132572
	(Low)	(Mid)	(High)	(Low)	(Mid)	(High)	(Low)	(Mid)	(Mid)
Frequency (MHz)	1715	1745	1775	1717.5	1745	1772.5	1720	1745	1770
Conducted Power (dBm)	21.02	21.34	21.02	20.89	21.44	21.39	20.98	21.45	21.43
Conducted Power (Watts)	0.1265	0.1361	0.1265	0.1227	0.1393	0.1377	0.1253	0.1396	0.1390
EIRP(dBm)	24.02	24.34	24.02	23.89	24.44	24.39	23.98	24.45	24.43
EIRP(Watts)	0.2523	0.2716	0.2523	0.2449	0.2780	0.2748	0.2500	0.2786	0.2773

LTE Band 66 (GT - LC = 3.00 dB) 16QAM									
Bandwidth	1.4M			3M			5M		
Channel	131979	132322	132665	131987	132322	132657	131997	132322	132647
	(Low)	(Mid)	(High)	(Low)	(Mid)	(High)	(Low)	(Mid)	(High)
Frequency (MHz)	1710.7	1745	1779.3	1711.5	1745	1778.5	1712.5	1745	1777.5
Conducted Power (dBm)	20.03	20.43	19.99	19.79	20.33	20.47	19.29	20.24	19.75
Conducted Power (Watts)	0.1007	0.1104	0.0998	0.0953	0.1079	0.1114	0.0849	0.1057	0.0944
EIRP(dBm)	23.03	23.43	22.99	22.79	23.33	23.47	22.29	23.24	22.75
EIRP(Watts)	0.2009	0.2203	0.1991	0.1901	0.2153	0.2223	0.1694	0.2109	0.1884

LTE Band 66 (GT - LC = 3.00 dB) 16QAM									
Bandwidth	10M			15M			20M		
Channel	132022	132322	132622	132047	132322	132597	132072	132322	132572
	(Low)	(Mid)	(High)	(Low)	(Mid)	(High)	(Low)	(Mid)	(Mid)
Frequency (MHz)	1715	1745	1775	1717.5	1745	1772.5	1720	1745	1770
Conducted Power (dBm)	19.97	20.37	19.93	19.83	19.87	20.49	19.81	20.09	19.89
Conducted Power (Watts)	0.0993	0.1089	0.0984	0.0962	0.0971	0.1119	0.0957	0.1021	0.0975
EIRP(dBm)	22.97	23.37	22.93	22.83	22.87	23.49	22.81	23.09	22.89
EIRP(Watts)	0.1982	0.2173	0.1963	0.1919	0.1936	0.2234	0.1910	0.2037	0.1945

LTE Band 71 (GT - LC = 3.00 dB) QPSK									
Bandwidth	5M			10M			15M		
Channel	133147	133297	133447	133172	133297	133422	133197	133297	133397
	(Low)	(Mid)	(High)	(Low)	(Mid)	(High)	(Low)	(Mid)	(High)
Frequency (MHz)	665.5	680.5	695.5	668	680.5	693	670.5	680.5	690.5
Conducted Power (dBm)	22.47	22.52	22.58	22.60	22.50	22.51	22.35	22.36	22.64
Conducted Power (Watts)	0.1766	0.1786	0.1811	0.1820	0.1778	0.1782	0.1718	0.1722	0.1837
ERP(dBm)	23.32	23.37	23.43	23.45	23.35	23.36	23.20	23.21	23.49
ERP(Watts)	0.2148	0.2173	0.2203	0.2213	0.2163	0.2168	0.2089	0.2094	0.2234

LTE Band 71 (GT - LC = 3.00 dB) QPSK			
Bandwidth	20M		
Channel	133222	133297	133372
	(Low)	(Mid)	(High)
Frequency (MHz)	673	680.5	688
Conducted Power (dBm)	22.62	22.58	22.77
Conducted Power (Watts)	0.1828	0.1811	0.1892
ERP(dBm)	23.47	23.43	23.62
ERP(Watts)	0.2223	0.2203	0.2301

LTE Band 71 (GT - LC = 3.00 dB) 16QAM									
Bandwidth	5M			10M			15M		
Channel	133147	133297	133447	133172	133297	133422	133197	133297	133397
	(Low)	(Mid)	(High)	(Low)	(Mid)	(High)	(Low)	(Mid)	(High)
Frequency (MHz)	665.5	680.5	695.5	668	680.5	693	670.5	680.5	690.5
Conducted Power (dBm)	21.20	21.24	21.30	20.95	21.14	21.26	21.71	21.68	21.60
Conducted Power (Watts)	0.1318	0.1330	0.1349	0.1245	0.1300	0.1337	0.1483	0.1472	0.1445
ERP(dBm)	22.05	22.09	22.15	21.80	21.99	22.11	22.56	22.53	22.45
ERP(Watts)	0.1603	0.1618	0.1641	0.1514	0.1581	0.1626	0.1803	0.1791	0.1758

LTE Band 71 (GT - LC = 3.00 dB) 16QAM			
Bandwidth	20M		
Channel	133222	133297	133372
	(Low)	(Mid)	(High)
Frequency (MHz)	673	680.5	688
Conducted Power (dBm)	21.35	21.36	21.41
Conducted Power (Watts)	0.1365	0.1368	0.1384
ERP(dBm)	22.20	22.21	22.26
ERP(Watts)	0.1660	0.1663	0.1683

Appendix B. Test Results of Radiated Test

Radiated Spurious Emission

LTE Band 2 / 20MHz / QPSK									
Channel	Frequency (MHz)	EIRP (dBm)	Limit (dBm)	Over Limit (dB)	SPA Reading (dBm)	S.G. Power (dBm)	TX Cable loss (dB)	TX Antenna Gain (dBi)	Polarization (H/V)
Middle	3742.18	-56.66	-13	-43.66	-72.68	-63.41	5.85	12.60	H
	5613.27	-61.31	-13	-48.31	-80.50	-67.11	7.30	13.10	H
	7484.36	-57.71	-13	-44.71	-82.12	-60.86	8.35	11.50	H
	3742.18	-53.80	-13	-40.80	-69.44	-60.55	5.85	12.60	V
	5613.27	-60.73	-13	-47.73	-79.4	-66.53	7.30	13.10	V
	7484.36	-57.02	-13	-44.02	-81.82	-60.17	8.35	11.50	V

Remark: Spurious emissions within 30-1000MHz were found more than 20dB below limit line.

LTE Band 4 / 20MHz / QPSK									
Channel	Frequency (MHz)	EIRP (dBm)	Limit (dBm)	Over Limit (dB)	SPA Reading (dBm)	S.G. Power (dBm)	TX Cable loss (dB)	TX Antenna Gain (dBi)	Polarization (H/V)
Middle	3447.18	-47.06	-13	-34.06	-68.22	-53.91	5.65	12.50	H
	5170.77	-55.44	-13	-42.44	-79.36	-61.11	7.13	12.80	H
	6894.36	-54.62	-13	-41.62	-80.29	-58.02	8.40	11.80	H
	3447.18	-43.20	-13	-30.20	-65.3	-50.05	5.65	12.50	V
	5170.77	-55.24	-13	-42.24	-79.66	-60.91	7.13	12.80	V
	6894.36	-50.98	-13	-37.98	-77.93	-54.38	8.40	11.80	V

Remark: Spurious emissions within 30-1000MHz were found more than 20dB below limit line.

LTE Band 5 / 10MHz / QPSK									
Channel	Frequency (MHz)	ERP (dBm)	Limit (dBm)	Over Limit (dB)	SPA Reading (dBm)	S.G. Power (dBm)	TX Cable loss (dB)	TX Antenna Gain (dBi)	Polarization (H/V)
Middle	1664.18	-65.36	-13	-52.36	-73.25	-68.61	4.00	9.40	H
	2496.27	-62.97	-13	-49.97	-75.33	-66.54	4.88	10.60	H
	3328.36	-63.28	-13	-50.28	-78.05	-68.21	5.52	12.60	H
	1664.18	-59.27	-13	-46.27	-67.30	-62.52	4.00	9.40	V
	2496.27	-60.32	-13	-47.32	-72.77	-63.89	4.88	10.60	V
	3328.36	-63.10	-13	-50.10	-77.85	-68.03	5.52	12.60	V

Remark: Spurious emissions within 30-1000MHz were found more than 20dB below limit line.

LTE Band 7 / 20MHz / QPSK									
Channel	Frequency (MHz)	EIRP (dBm)	Limit (dBm)	Over Limit (dB)	SPA Reading (dBm)	S.G. Power (dBm)	TX Cable loss (dB)	TX Antenna Gain (dBi)	Polarization (H/V)
Middle	5052.18	-44.85	-25	-19.85	-67.95	-50.41	7.14	12.70	H
	7578.27	-53.16	-25	-28.16	-79.24	-56.46	8.30	11.60	H
	10104.36	-51.75	-25	-26.75	-81.95	-53.27	10.48	12.00	H
	5052.18	-40.41	-25	-15.41	-64.84	-45.97	7.14	12.70	V
	7578.27	-51.32	-25	-26.32	-77.4	-54.62	8.30	11.60	V
	10104.36	-50.87	-25	-25.87	-82.05	-52.39	10.48	12.00	V

Remark: Spurious emissions within 30-1000MHz were found more than 20dB below limit line.

LTE Band 12 / 10MHz / QPSK									
Channel	Frequency (MHz)	ERP (dBm)	Limit (dBm)	Over Limit (dB)	SPA Reading (dBm)	S.G. Power (dBm)	TX Cable loss (dB)	TX Antenna Gain (dBi)	Polarization (H/V)
Middle	1406	-43.39	-13	-30.39	-54.18	-46.64	4.00	9.40	H
	2109	-58.80	-13	-45.80	-76.27	-62.37	4.88	10.60	H
	2812	-57.79	-13	-44.79	-76.88	-62.72	5.52	12.60	H
	1406	-38.48	-13	-25.48	-50.33	-41.73	4.00	9.40	V
	2109	-58.48	-13	-45.48	-75.74	-62.05	4.88	10.60	V
	2812	-56.79	-13	-43.79	-76.69	-61.72	5.52	12.60	V

Remark: Spurious emissions within 30-1000MHz were found more than 20dB below limit line.

LTE Band 13 / 5MHz / QPSK									
Channel	Frequency (MHz)	ERP (dBm)	Limit (dBm)	Over Limit (dB)	SPA Reading (dBm)	S.G. Power (dBm)	TX Cable loss (dB)	TX Antenna Gain (dBi)	Polarization (H/V)
Middle	1559.5	-59.67	-42.15	-17.52	-70.96	-62.92	4.00	9.40	H
	2339.25	-58.06	-13	-45.06	-76.04	-61.63	4.88	10.60	H
	3119	-57.57	-13	-44.57	-77.66	-62.50	5.52	12.60	H
	1559.5	-53.58	-42.15	-11.43	-65.49	-56.83	4.00	9.40	V
	2339.25	-57.25	-13	-44.25	-75.60	-60.82	4.88	10.60	V
	3119	-56.02	-13	-43.02	-77.91	-60.95	5.52	12.60	V

Remark: Spurious emissions within 30-1000MHz were found more than 20dB below limit line.

LTE Band 13 / 10MHz / QPSK									
Channel	Frequency (MHz)	ERP (dBm)	Limit (dBm)	Over Limit (dB)	SPA Reading (dBm)	S.G. Power (dBm)	TX Cable loss (dB)	TX Antenna Gain (dBi)	Polarization (H/V)
Middle	1559.5	-63.78	-42.15	-21.63	-75.07	-67.03	4.00	9.40	H
	2339.25	-58.55	-13	-45.55	-76.53	-62.12	4.88	10.60	H
	3119	-57.58	-13	-44.58	-77.67	-62.51	5.52	12.60	H
	1559.5	-58.86	-42.15	-16.71	-70.77	-62.11	4.00	9.40	V
	2339.25	-58.06	-13	-45.06	-76.41	-61.63	4.88	10.60	V
	3119	-55.61	-13	-42.61	-77.50	-60.54	5.52	12.60	V

Remark: Spurious emissions within 30-1000MHz were found more than 20dB below limit line.

LTE Band 25 / 20MHz / QPSK									
Channel	Frequency (MHz)	EIRP (dBm)	Limit (dBm)	Over Limit (dB)	SPA Reading (dBm)	S.G. Power (dBm)	TX Cable loss (dB)	TX Antenna Gain (dBi)	Polarization (H/V)
Middle	3747	-53.98	-13	-40.98	-70.02	-60.73	5.85	12.60	H
	5620.5	-60.57	-13	-47.57	-79.94	-66.37	7.30	13.10	H
	7494	-56.78	-13	-43.78	-81.17	-59.93	8.35	11.50	H
	3747	-52.56	-13	-39.56	-68.2	-59.31	5.85	12.60	V
	5620.5	-60.61	-13	-47.61	-79.28	-66.41	7.30	13.10	V
	7494	-56.28	-13	-43.28	-81.06	-59.43	8.35	11.50	V

Remark: Spurious emissions within 30-1000MHz were found more than 20dB below limit line.

LTE Band 26 / 15MHz / QPSK									
Channel	Frequency (MHz)	EIRP (dBm)	Limit (dBm)	Over Limit (dB)	SPA Reading (dBm)	S.G. Power (dBm)	TX Cable loss (dB)	TX Antenna Gain (dBi)	Polarization (H/V)
Middle	1659.5	-66.24	-13	-53.24	-74.24	-69.49	4.00	9.40	H
	2489.25	-61.58	-13	-48.58	-73.93	-65.15	4.88	10.60	H
	3319	-62.93	-13	-49.93	-77.73	-67.86	5.52	12.60	H
	1659.5	-59.56	-13	-46.56	-67.67	-62.81	4.00	9.40	V
	2489.25	-58.92	-13	-45.92	-71.34	-62.49	4.88	10.60	V
	3319	-62.96	-13	-49.96	-77.72	-67.89	5.52	12.60	V

Remark: Spurious emissions within 30-1000MHz were found more than 20dB below limit line.

LTE Band 66 / 20MHz / QPSK									
Channel	Frequency (MHz)	EIRP (dBm)	Limit (dBm)	Over Limit (dB)	SPA Reading (dBm)	S.G. Power (dBm)	TX Cable loss (dB)	TX Antenna Gain (dBi)	Polarization (H/V)
Middle	3472	-46.08	-13	-33.08	-68.03	-52.93	5.65	12.50	H
	5208	-56.17	-13	-43.17	-80.39	-61.84	7.13	12.80	H
	6944	-55.33	-13	-42.33	-81.04	-58.73	8.40	11.80	H
	3472	-40.15	-13	-27.15	-61.9	-47.00	5.65	12.50	V
	5208	-55.88	-13	-42.88	-80.27	-61.55	7.13	12.80	V
	6944	-52.18	-13	-39.18	-78.62	-55.58	8.40	11.80	V

Remark: Spurious emissions within 30-1000MHz were found more than 20dB below limit line.

LTE Band 71 / 20MHz / QPSK									
Channel	Frequency (MHz)	ERP (dBm)	Limit (dBm)	Over Limit (dB)	SPA Reading (dBm)	S.G. Power (dBm)	TX Cable loss (dB)	TX Antenna Gain (dBi)	Polarization (H/V)
Middle	1348	-33.51	-13	-20.51	-28.42	-37.88	2.88	9.40	H
	2022	-58.82	-13	-45.82	-55.81	-63.77	3.50	10.60	H
	2696	-61.30	-13	-48.30	-61.09	-67.12	4.63	12.60	H
	1348	-34.06	-13	-21.06	-28.69	-38.43	2.88	9.40	V
	2022	-54.52	-13	-41.52	-51.29	-59.47	3.50	10.60	V
	2696	-60.86	-13	-47.86	-60.51	-66.68	4.63	12.60	V

Remark: Spurious emissions within 30-1000MHz were found more than 20dB below limit line.