3.7. Radiated Emission Noise Measurement Result

PASS.

The frequency range from 30MHz to 1000MHz is investigated. Please see the following pages.

Date of Test :	Oct.18, 2000	Temperature :	26℃
EUT :	900MHz Baby Monitor	Humidity :	60%
Model No. :	1201-4	Test Mode :	On
Test Engineer:	Rees Zeng	Memo :	Monitor On A

Frequency MHz	Factor dB/m	Cable Loss dB	Meter Reading Horizontal dBμV	Emission Level Horizontal dBμV/m	Over Limits dB	Limits dBμV/m
452.742	27.47	4.90	7.80	35.27	-10.73	46.00
905.467	32.53	5.95	42.00	74.53	-19.47	94.00

Remark: 1. All readings are Quasi-Peak values.
2. Emission Level =Factor + Meter Reading

Date of Test :	Oct.18, 2000	Temperature :	26℃
EUT :	900MHz Baby Monitor	Humidity :	60%
Model No. :	1201-4	Test Mode :	On
Test Engineer:	Rees Zeng	Memo :	Monitor On A

Frequency MHz	Factor dB/m	Cable Loss dB	Meter Reading Vertical dBμV	Emission Level Vertical dBμV/m	Over Limits DB	Limits dBμV/m
452.742	27.08	4.90	10.90	37.98	-8.02	46.00
905.469	32.37	5.95	46.20	78.57	-15.43	94.00

Remark: 1. All readings are Quasi-Peak values.
2. Emission Level = Antenna Factor + Cable Loss + Meter Reading

Reviewer : 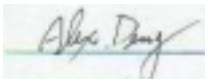

Date of Test :	Oct.18, 2000	Temperature :	26℃
EUT :	900MHz Baby Monitor	Humidity :	60%
Model No. :	1201-4	Test Mode :	On
Test Engineer:	Rees Zeng	Memo :	Monitor On B

Frequency MHz	Factor dB/m	Cable Loss dB	Meter Reading Horizontal dBμV	Emission Level Horizontal dBμV/m	Over Limits dB	Limits dBμV/m
381.140	26.02	4.64	9.68	35.70	-10.30	46.00
678.840	29.96	5.51	6.24	36.20	-9.80	46.00
906.840	32.56	5.95	39.44	72.00	-22.00	94.00

Remark: 1. All readings are Quasi-Peak values.
2. Emission Level = Antenna Factor + Cable Loss + Meter Reading

Date of Test :	Oct.18, 2000	Temperature :	26℃
EUT :	900MHz Baby Monitor	Humidity :	60%
Model No. :	1201-4	Test Mode :	On
Test Engineer:	Rees Zeng	Memo :	Monitor On B

Frequency MHz	Factor dB/m	Cable Loss dB	Meter Reading Vertical dBμV	Emission Level Vertical dBμV/m	Over Limits DB	Limits dBμV/m
453.880	27.08	4.90	9.92	37.00	-9.00	46.00
678.920	30.69	5.51	6.91	37.60	-8.40	46.00
906.825	32.45	5.95	45.95	78.40	-15.60	94.00

Remark: 1. All readings are Quasi-Peak values.
2. Emission Level = Antenna Factor + Cable Loss + Meter Reading

Reviewer : 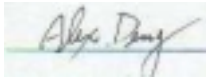

The frequency range from 1000MHz to 10000MHz is investigated. Please see the following pages.

Date of Test :	Oct.18, 2000	Temperature :	26℃
EUT :	900MHz Baby Monitor	Humidity :	60%
Model No. :	1201-4	Test Mode :	On
Test Engineer:	Rees Zeng	Memo :	Monitor On A

Frequency MHz	Antenna Factor dB/m	Cable Loss dB	Meter Reading Horizontal dBμV	Preamp Factor dBμV	Emission Level Horizontal dBμV/m	Over Limits DB	Limits dBμV/m
1810.900	28.36	4.75	46.60	34.98	44.73	-9.27	54.00
2716.357	30.84	6.08	41.60	34.49	44.03	-9.98	54.00

Remark: 1. All readings are AV average values.
2. Emission Level = Antenna Factor + Cable Loss + Meter Reading-Preamp Factor

Date of Test :	Oct.18, 2000	Temperature :	26℃
EUT :	900MHz Baby Monitor	Humidity :	60%
Model No. :	1201-4	Test Mode :	On
Test Engineer:	Rees Zeng	Memo :	Monitor On A

Frequency MHz	Antenna Factor dB/m	Cable Loss dB	Meter Reading Vertical dBμV	Preamp Factor dBμV	Emission Level Vertical dBμV/m	Over Limits DB	Limits dBμV/m
1810.900	28.36	4.75	46.40	34.98	44.53	-9.47	54.00
2716.355	30.84	6.08	41.80	34.49	44.23	-9.78	54.00

Remark: 1. All readings are AV average values.
2. Emission Level = Antenna Factor + Cable Loss + Meter Reading-Preamp Factor

Reviewer : Alex Deng

Date of Test :	Oct.18, 2000	Temperature :	26℃
EUT :	900MHz Baby Monitor	Humidity :	60%
Model No. :	1201-4	Test Mode :	On
Test Engineer:	Rees Zeng	Memo :	Monitor On B

Frequency MHz	Antenna Factor dB/m	Cable Loss dB	Meter Reading Horizontal dBμV	Preamp Factor dBμV	Emission Level Horizontal dBμV/m	Over Limits DB	Limits dBμV/m
1811.814	28.38	4.76	45.20	34.98	43.36	-10.64	54.00
2717.878	30.85	6.09	38.90	34.49	41.35	-12.65	54.00

Remark: 1. All readings are AV average values.
2. Emission Level = Antenna Factor + Cable Loss + Meter Reading-Preamp Factor

Date of Test :	Oct.18, 2000	Temperature :	26℃
EUT :	900MHz Baby Monitor	Humidity :	60%
Model No. :	1201-4	Test Mode :	On
Test Engineer:	Rees Zeng	Memo :	Monitor On B

Frequency MHz	Antenna Factor dB/m	Cable Loss dB	Meter Reading Vertical dBμV	Preamp Factor dBμV	Emission Level Vertical dBμV/m	Over Limits DB	Limits dBμV/m
1811.911	28.38	4.76	45.60	34.98	43.76	-10.24	54.00
2717.878	30.85	6.09	39.90	34.49	42.35	-11.65	54.00

Remark: 1. All readings are AV average values.
2. Emission Level = Antenna Factor + Cable Loss + Meter Reading-Preamp Factor
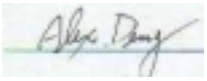
Reviewer :