FCC DFS TEST REPORT

FCC ID	:	**PKRISGFX4120**
Equipment	:	**Indoor Mobile Router**
Brand Name	:	**Inseego**
Model Name	:	**FX4120**
Marketing Name	:	**FX4100**
Applicant	:	**Inseego Corp. 9710 Scranton Road Suite 200, San Diego,CA 92121**
Manufacturer	:	**Inseego Corp. 9710 Scranton Road Suite 200, San Diego,CA 92121**
Standard	:	**FCC Part 15 Subpart E**

The product was received on Mar. 07, 2025 and testing was performed from Apr. 15, 2025 to May. 02, 2025. We, Sporton International Inc. EMC & Wireless Communications Laboratory, would like to declare that the tested sample has been evaluated in accordance with the procedures given in FCC Part 15 Subpart E and shown compliance with the applicable technical standards.

The test results in this report apply exclusively to the tested model / sample. Without written approval of Sporton International Inc. EMC & Wireless Communications Laboratory the test report shall not be reproduced except in full.

Louis Wu

Approved by: Jones Tsai

Sporton International Inc. EMC & Wireless Communications Laboratory

No. 52, Huaya 1st Rd., Guishan Dist., Taoyuan City 333, Taiwan (R.O.C.)

Table of Contents

History of this test report **3**
Summary of Test Result **4**
1 General Description **5**
1.1 Feature of Equipment Under Test 5
1.2 Modification of EUT 5
1.3 Testing Site 5
1.4 Applied Standards 6
1.5 Support Unit used in test configuration and system 6
2 Requirements and Parameters for DFS Test **7**
2.1 Summary of Dynamic Frequency Selection Test 7
2.2 Applicability of DFS Requirements 8
2.3 DFS Detection Thresholds 10
2.4 DFS Response requirement values 11
2.5 Short Pulse Radar Test Waveforms 12
2.6 Long Pulse Radar Test Waveform 14
2.7 Frequency Hopping Radar Test Waveform 16
3 Calibration Setup and DFS Test Results **17**
3.1 Calibration of Radar Waveform 17
3.2 U-NII Detection Bandwidth 26
3.3 Channel Availability Check 32
3.4 In-Service Monitoring: Channel Move Time, Channel Closing Transmission Time and Non-Occupancy Period 37
3.5 Statistical Performance Check 44
4 List of Measuring Equipment **55**
Appendix A. Radar Parameters
Appendix B. Setup Photographs

History of this test report

Report No.	Version	Description	Issue Date
FZ4N2610	01	Initial issue of report	May 15, 2025

Summary of Test Result

Report Clause	Ref Std. Clause	Test Items	Result (PASS/FAIL)	Remark
3.2	7.8.1	U-NII Detection Bandwidth	Pass	-
3.3	7.8.2	Channel Availability Check Time	Pass	-
3.4	7.8.3	Channel Move Time	Pass	-
		Channel Closing Transmission Time	Pass	-
		Non-Occupancy Period Test	Pass	-
3.5	7.8.4	Statistical Performance Check	Pass	-

Conformity Assessment Condition:
The test results (PASS/FAIL) with all measurement uncertainty excluded are presented against the regulation limits or in accordance with the requirements stipulated by the applicant/manufacturer who shall bear all the risks of non-compliance that may potentially occur if measurement uncertainty is taken into account.
Disclaimer:
The product specifications of the EUT presented in the test report that may affect the test assessments are declared by the manufacturer who shall take full responsibility for the authenticity.

Reviewed by: Danny Lee
Report Producer: Clio Lo

1 General Description

1.1 Feature of Equipment Under Test

Product Feature
General Specs 3G-WCDMA, 4G-LTE, 5G-FR1, Wi-Fi 2.4GHz 802.11b/g/n/ax/be, Wi-Fi 5GHz 802.11a/n/ac/ax/be, and GNSS. **Antenna Type** WLAN: **<Ant. 1>:** Internal Antenna **<Ant. 2>:** Internal Antenna

Antenna information		
5250 MHz ~ 5350 MHz	Peak Gain (dBi)	Ant. 1: 5.0 Ant. 2: 5.6
5470 MHz ~ 5725 MHz	Peak Gain (dBi)	Ant. 1: 5.5 Ant. 2: 5.7

Remark: The EUT's information above is declared by manufacturer. Please refer to Disclaimer in report summary.

1.2 Modification of EUT

No modifications are made to the EUT during all test items.

1.3 Testing Site

Test Site	Sporton International Inc. EMC & Wireless Communications Laboratory
Test Site Location	No.52, Huaya 1st Rd., Guishan Dist., Taoyuan City 333, Taiwan (R.O.C.) TEL: +886-3-327-3456 FAX: +886-3-328-4978
Test Site No.	**Sporton Site No.**
	DF02-HY

FCC designation No.: TW1190

1.4 Applied Standards

According to the specifications of the manufacturer, the EUT must comply with the requirements of the following standards:

- FCC Part 15 Subpart E
- FCC KDB 905462 D02 UNII DFS Compliance Procedures New Rules v02
- FCC KDB 905462 D03 UNII Clients Without Radar Detection New Rules v01r02

Remark:

1. All test items were verified and recorded according to the standards and without any deviation during the test.
2. The TAF code is not including all the FCC KDB listed without accreditation.

1.5 Support Unit used in test configuration and system

Item	Equipment	Brand Name	Model Name	FCC ID	HW / FW Version	Power Cord
1.	Notebook	acer	N15C1	PPD-QCNFA435	N/A	AC I/P: Unshielded, 1.2 m DC O/P: Shielded, 1.8 m

2 Requirements and Parameters for DFS Test

2.1 Summary of Dynamic Frequency Selection Test

UNII	Description	Limit
U-NII Band 2-C 5470-5725 MHz	Channel Availability Check Time	> 60sec
	U-NII Detection Bandwidth	> 100% of the U-NII 99% transmission power bandwidth
	Statistical Performance Check	Type 1,2,3,4 >= 60% Type 1~4 and 5 >= 80% Type 6 >= 70%
	Channel Move Time	< 10 sec
	Channel Closing Transmission Time	< 200 ms + aggregate of 60 ms over remaining 10 s period
	Non-Occupancy Period Test	> 30 minutes

2.2 Applicability of DFS Requirements

EUT is considered as a master device.

Table 1: Applicability of DFS Requirements Prior to Use of a Channel

Requirement	Operational Mode		
	Master	Client Without Radar Detection	Client With Radar Detection
Non-Occupancy Period	Yes	Not required	Yes
DFS Detection Threshold	Yes	Not required	Yes
Channel Availability Check Time	Yes	Not required	Not required
U-NII Detection Bandwidth	Yes	Not required	Yes

Table 2: Applicability of DFS requirements during normal operation

Requirement	Operational Mode		
	Master	Client Without Radar Detection	Client With Radar Detection
DFS Detection Threshold	Yes	Not required	Yes
Channel Closing Transmission Time	Yes	Yes	Yes
Channel Move Time	Yes	Yes	Yes
U-NII Detection Bandwidth	Yes	Not required	Yes
Client Beacon Test	N/A	Yes	Yes

Additional requirements for devices with multiple bandwidth modes	Operational Mode	
	Master or Client With Radar Detection	Client Without Radar Detection
U-NII Detection Bandwidth and Statistical Performance Check	All BW modes must be tested	Not required
Channel Move Time and Channel Closing Transmission Time	Test using widest BW mode available	Test using the widest BW mode available for the link
All other tests	Any single BW mode	Not required

Note

Frequencies selected for statistical performance check (Section 7.8.4) should include several frequencies within the radar detection bandwidth and frequencies near the edge of the radar detection bandwidth. For 802.11 devices it is suggested to select frequencies in each of the bonded 20 MHz channels and the channel center frequency.

2.3 DFS Detection Thresholds

Table 3 below provides the DFS Detection Thresholds for Master Devices as well as Client Devices incorporating In-Service Monitoring.

Table 3: DFS Detection Thresholds for Master Devices

Maximum Transmit Power	Value (see notes 1, 2, and 3)
EIRP ≥ 200 milliwatt	-64 dBm
EIRP < 200 milliwatt and power spectral density < 10 dBm/MHz	-62 dBm
EIRP < 200 milliwatt that do not meet the power spectral density requirement	-64 dBm
Note 1: This is the level at the input of the receiver assuming a 0 dBi receive antenna. **Note 2:** Throughout these test procedures an additional 1 dB has been added to the amplitude of the test transmission waveforms to account for variations in measurement equipment. This will ensure that the test signal is at or above the detection threshold level to trigger a DFS response. **Note 3:** EIRP is based on the highest antenna gain. For MIMO devices refer to KDB Publication 662911 D01.	

The radar *Detection Threshold*, lowest antenna gain is the parameter of Interference radar DFS detection threshold, The Interference Detection Threshold is the (-64dBm) + (5.5) [dBi]+ 1 dB= -57.5 dBm.

2.4 DFS Response requirement values

Table 4 provides the response requirements for Master and Client Devices incorporating DFS.

Table 4: DFS Response Requirement Values

Parameter	Value
Non-occupancy period	Minimum 30 minutes
Channel Availability Check Time	60 seconds
Channel Move Time	10 seconds See Note 1.
Channel Closing Transmission Time	200 milliseconds + an aggregate of 60 milliseconds over remaining 10 second period. See Notes 1 and 2.
U-NII Detection Bandwidth	Minimum 100% of the 99% power bandwidth See Note 3.

Note 1: *Channel Move Time* and the *Channel Closing Transmission Time* should be performed with Radar Type 0. The measurement timing begins at the end of the Radar Type 0 burst.

Note 2: The *Channel Closing Transmission Time* is comprised of 200 milliseconds starting at the beginning of the *Channel Move Time* plus any additional intermittent control signals required to facilitate *Channel* changes (an aggregate of 60 milliseconds) during the remainder of the 10 second period. The aggregate duration of control signals will not count quiet periods in between transmissions.

Note 3: During the *U-NII Detection Bandwidth* detection test, radar type 0 is used and for each frequency step the minimum percentage of detection is 90%. Measurements are performed with no data traffic.

2.5 Short Pulse Radar Test Waveforms

Radar Type 0 was used in the evaluation of the Client device for the purpose of measuring the Channel Move Time and the Channel Closing Transmission Time.

Radar Type	Pulse Width (μsec)	PRI (μsec)	Number of Pulses	Minimum Percentage of Successful Detection	Minimum Trials
0	1	1428	18	See Note 1.	See Note 1.
1	1	Test A Test B	$\text{Roundup}\left\{\left(\frac{1}{360}\right)\cdot\left(\frac{19\cdot 10^6}{\text{PRI}_{\mu\text{sec}}}\right)\right\}$	60%	30
2	1-5	150-230	23-29	60%	30
3	6-10	200-500	16-18	60%	30
4	11-20	200-500	12-16	60%	30
Aggregate (Radar Types 1-4)				80%	120

Note 1: Short Pulse Radar Type 0 should be used for the detection bandwidth test, channel move time, and channel closing time tests.

Test A: 15 unique PRI values randomly selected from the list of 23 PRI values in Table 5a
Test B: 15 unique PRI values randomly selected within the range of 518-3066 μsec, with a minimum increment of 1 μsec, excluding PRI values selected in Test A

A minimum of 30 unique waveforms are required for each of the Short Pulse Radar Types 2 through 4. If more than 30 waveforms are used for Short Pulse Radar Types 2 through 4, then each additional waveform must also be unique and not repeated from the previous waveforms.

If more than 30 waveforms are used for Short Pulse Radar Type 1, then each additional waveform is generated with Test B and must also be unique and not repeated from the previous waveforms in Tests A or B.

The aggregate is the average of the percentage of successful detections of short pulse radar types 1-4.

Table 5a - Pulse Repetition Intervals Values for Test A

Pulse Repetition Frequency Number (1 to 23)	Pulse Repetition Frequency (Pulses Per Second)	Pulse Repetition Interval (Microseconds)
1	1930.5	518
2	1858.7	538
3	1792.1	558
4	1730.1	578
5	1672.2	598
6	1618.1	618
7	1567.4	638
8	1519.8	658
9	1474.9	678
10	1432.7	698
11	1392.8	718
12	1355.0	738
13	1319.3	758
14	1285.3	778
15	1253.1	798
16	1222.5	818
17	1193.3	838
18	1165.5	858
19	1139.0	878
20	1113.6	898
21	1089.3	918
22	1066.1	938
23	326.2	3066

2.6 Long Pulse Radar Test Waveform

Radar Type	Pulse Width (μsec)	Chirp Width (MHz)	PRI (μsec)	Number of Pulses per Burst	Number of Bursts	Minimum Percentage of Successful Detection	Minimum Trials
5	50-100	5-20	1000-2000	1-3	8-20	80%	30

The parameters for this waveform are randomly chosen. Thirty unique waveforms are required for the Long Pulse radar test signal. If more than 30 waveforms are used for the Long Pulse radar test signal, then each additional waveform must also be unique and not repeated from the previous waveforms. Each waveform is defined as follows:

Note: The center frequency for each of the 30 trials of the Bin 5 radar shall be randomly selected within 80% of the Occupied Bandwidth.

(1) The transmission period for the Long Pulse Radar test signal is 12 seconds.

(2) There are a total of 8 to 20 Bursts in the 12 second period, with the number of Bursts being randomly chosen. This number is Burst_Count.

(3) Each Burst consists of 1 to 3 pulses, with the number of pulses being randomly chosen. Each Burst within the 12 second sequence may have a different number of pulses.

(4) The pulse width is between 50 and 100 microseconds, with the pulse width being randomly chosen. Each pulse within a Burst will have the same pulse width. Pulses in different Bursts may have different pulse widths.

(5) 5) Each pulse has a linear frequency modulated chirp between 5 and 20 MHz, with the chirp width being randomly chosen. Each pulse within a **transmission period** will have the same chirp width. The chirp is centered on the pulse. For example, with a radar frequency of 5300 MHz and a 20 MHz chirped signal, the chirp starts at 5290 MHz and ends at 5310 MHz

(6) If more than one pulse is present in a Burst, the time between the pulses will be between 1000 and 2000 microseconds, with the time being randomly chosen. If three pulses are present in a Burst, the time between the first and second pulses is chosen independently of the time between the second and third pulses.

(7) The 12 second transmission period is divided into even intervals. The number of intervals is equal to Burst_Count. Each interval is of length (12,000,000 / Burst_Count) microseconds. Each interval contains one Burst. The start time for the Burst, relative to the beginning of the interval, is between 1 and [(12,000,000 / Burst_Count) – (Total Burst Length) + (One Random PRI Interval)] microseconds, with the start time being randomly chosen. The step interval for the start time is 1 microsecond. The start time for each Burst is chosen independently.

A representative example of a Long Pulse radar test waveform:

(1) The total test signal length is 12 seconds.

(2) 8 Bursts are randomly generated for the Burst_Count.

(3) Burst 1 has 2 randomly generated pulses.

(4) The pulse width (for both pulses) is randomly selected to be 75 microseconds.

(5) The PRI is randomly selected to be at 1213 microseconds.

(6) Bursts 2 through 8 are generated using steps 3 – 5.

(7) Each Burst is contained in even intervals of 1,500,000 microseconds. The starting location for Pulse 1, Burst 1 is randomly generated (1 to 1,500,000 minus the total Burst 1 length + 1 random PRI interval) at the 325,001 microsecond step. Bursts 2 through 8 randomly fall in successive 1,500,000 microsecond intervals (i.e. Burst 2 falls in the 1,500,001 – 3,000,000 microsecond range).

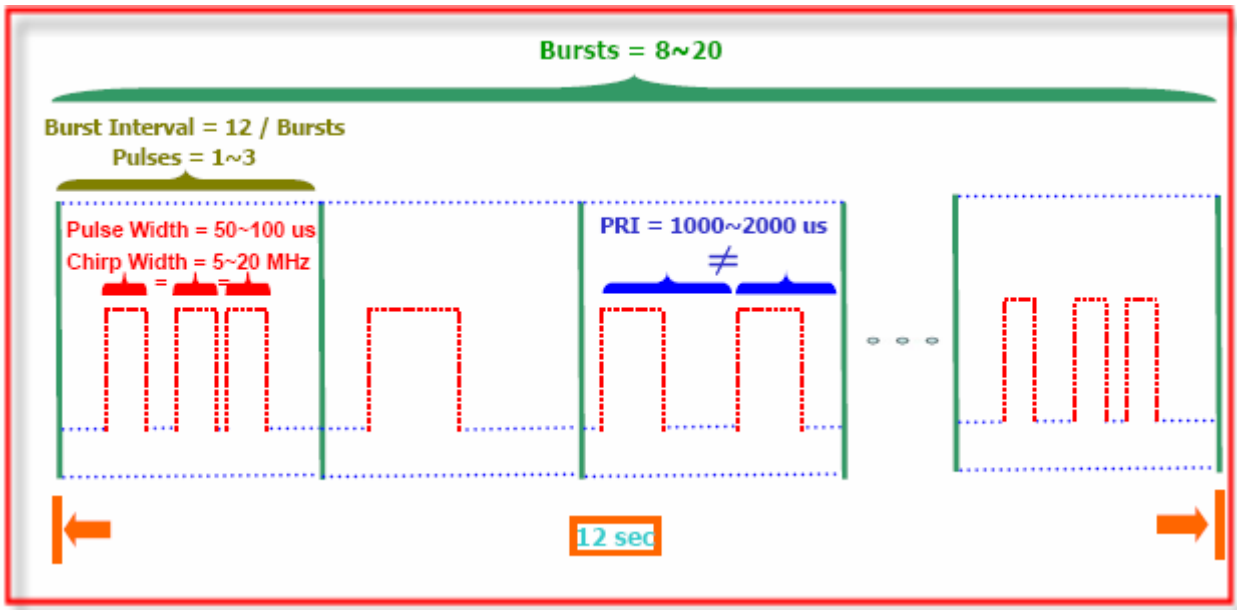

2.7 Frequency Hopping Radar Test Waveform

Radar Type	Pulse Width (μsec)	PRI (μsec)	Pulses per Hop	Hopping Rate (kHz)	Hopping Sequence Length (msec)	Minimum Percentage of Successful Detection	Minimum Trials
6	1	333	9	0.333	300	70%	30

For the Frequency Hopping Radar Type, the same Burst parameters are used for each waveform. The hopping sequence is different for each waveform and a 100-length segment is selected from the hopping sequence defined by the following algorithm:

The first frequency in a hopping sequence is selected randomly from the group of 475 integer frequencies from 5250 – 5724 MHz. Next, the frequency that was just chosen is removed from the group and a frequency is randomly selected from the remaining 474 frequencies in the group. This process continues until all 475 frequencies are chosen for the set. For selection of a random frequency, the frequencies remaining within the group are always treated as equally likely.

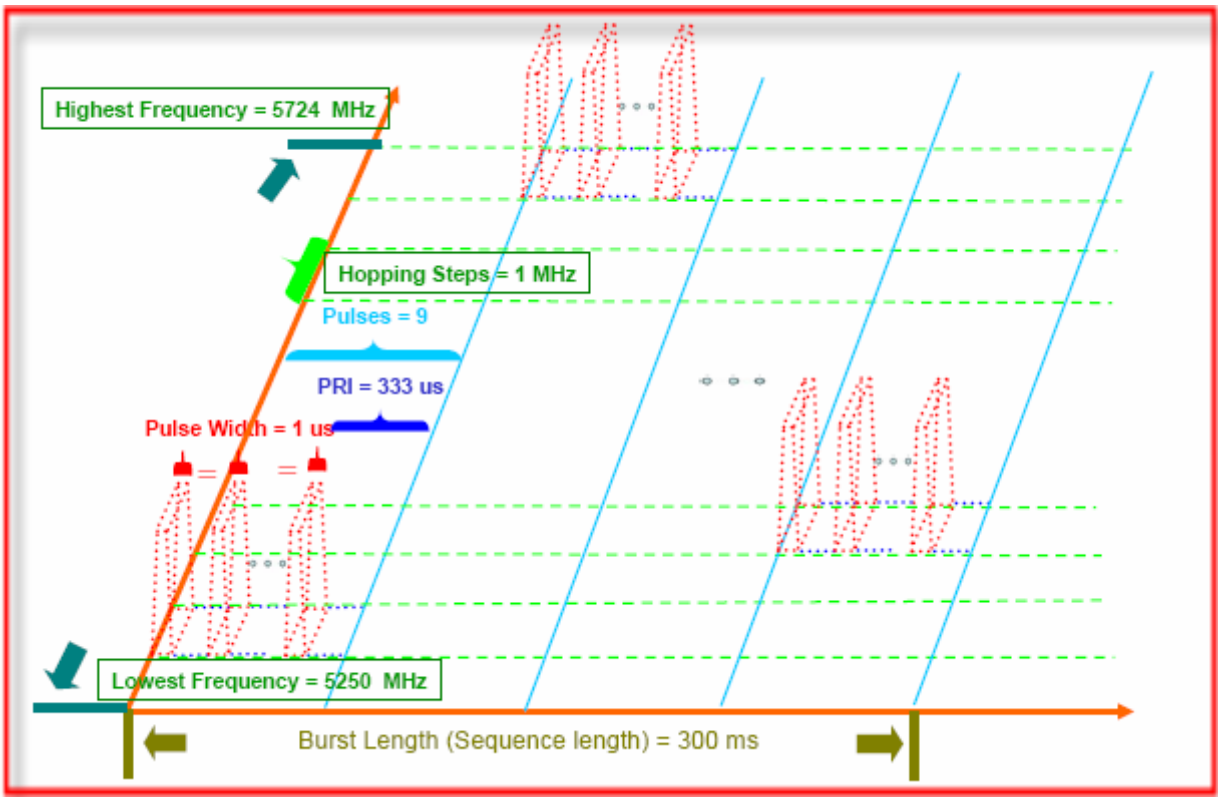

3 Calibration Setup and DFS Test Results

3.1 Calibration of Radar Waveform

3.1.1 Radar Waveform Calibration Procedure

The Interference Radar Detection Threshold Level is (-64) + (5.5) [dBi] + 1dB = -57.5 dBm that had been taken into account the output power range and antenna gain. The following equipment setup was used to calibrate the conducted Radar Waveform. A vector signal generator was utilized to establish the test signal level for radar type 0~6. During this process there were no transmissions by either the Master or Client Device. The spectrum analyzer was switched to the zero span (Time Domain) at the frequency of the Radar Waveform generator. Peak detection was used. The spectrum analyzer resolution bandwidth (RBW) and video bandwidth (VBW) were set to 3 MHz to measure the radar waveform. The vector signal generator amplitude was set so that the power level measured at the spectrum analyzer was () + () [dBi] + 1dB = dBm. Capture the spectrum analyzer plots on radar waveform.

3.1.2 Conducted Calibration Setup

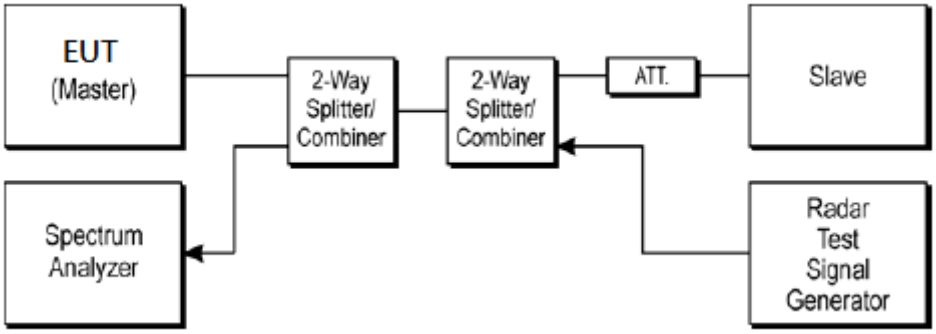

3.1.3 Calibration Deviation

There is no deviation with the original standard.

3.1.4 Radar Waveform Calibration Result

<5500MHz / 20MHz>

Radar Type 0

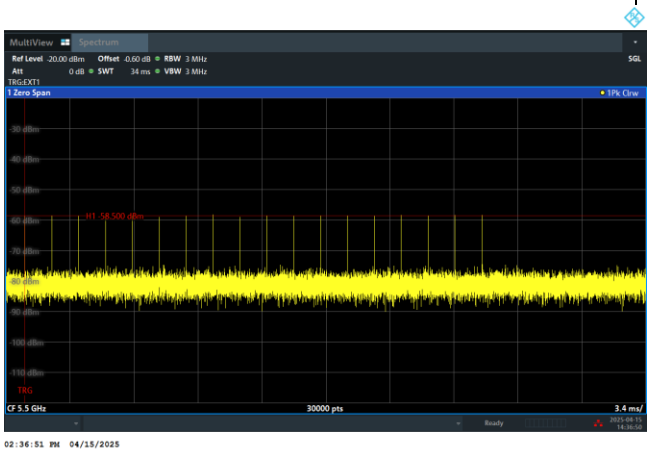

Radar Type 1

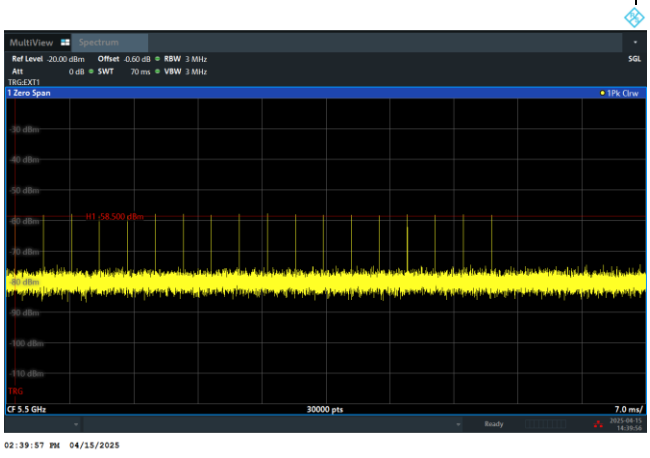

Radar Type 2

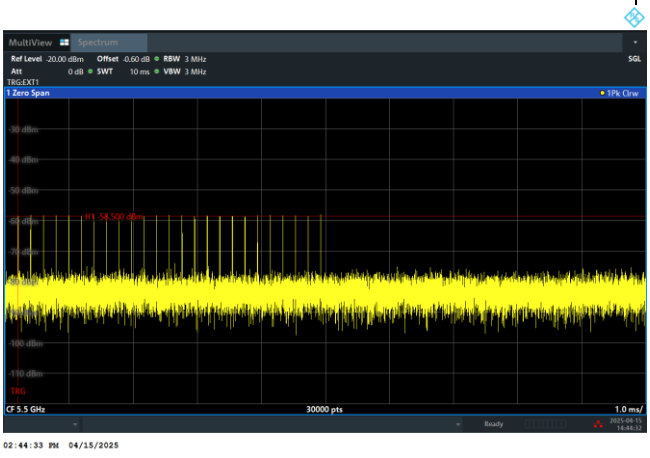

Radar Type 3

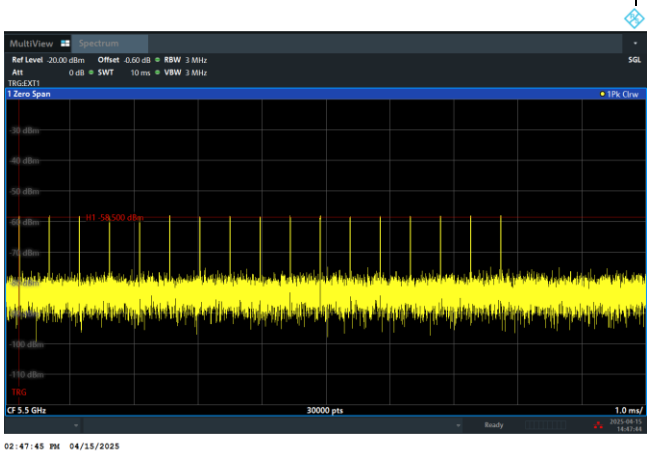

Radar Type 4

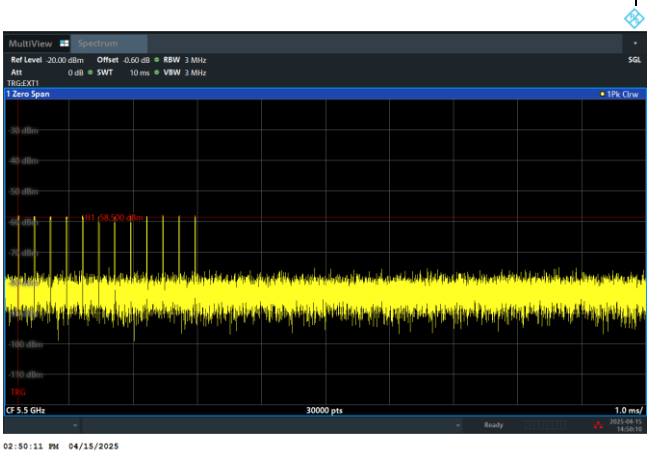

Single Burst of Radar Type 5	Single Burst of Radar Type 6
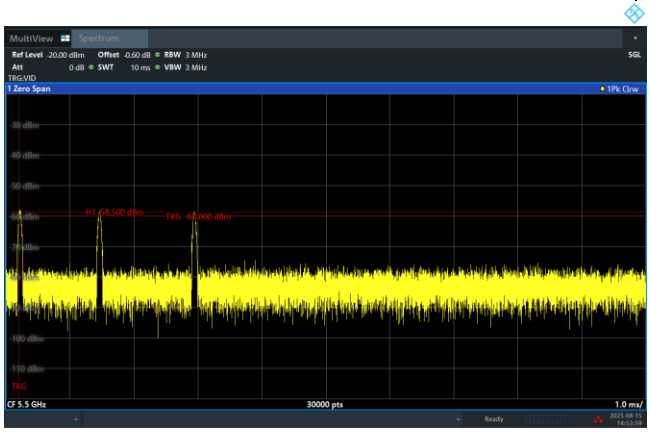	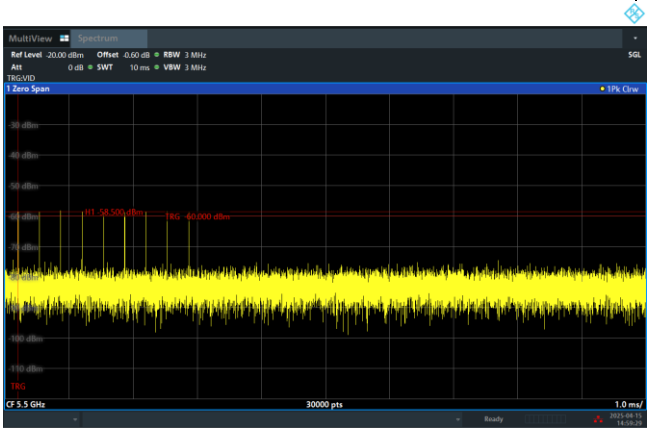
02:53:59 PM 04/15/2025	02:59:29 PM 04/15/2025

<5510MHz / 40MHz>

Radar Type 0	
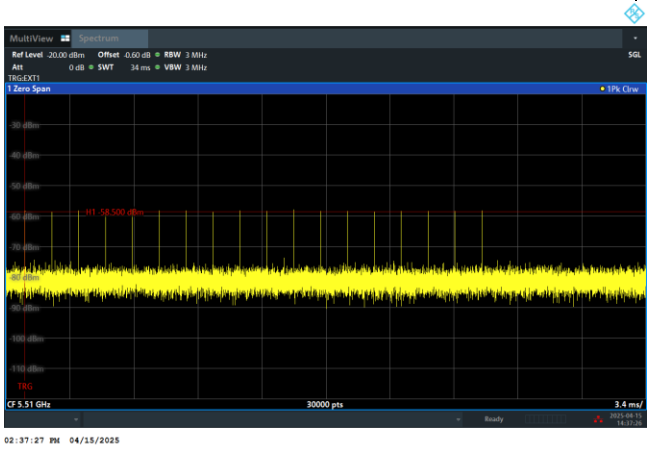	

Radar Type 1	Radar Type 2
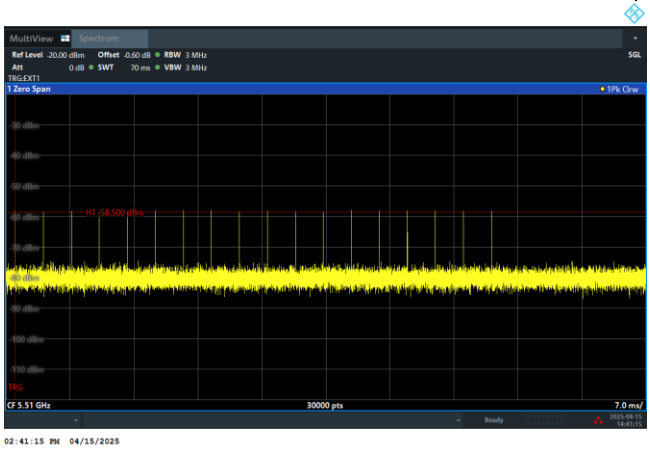	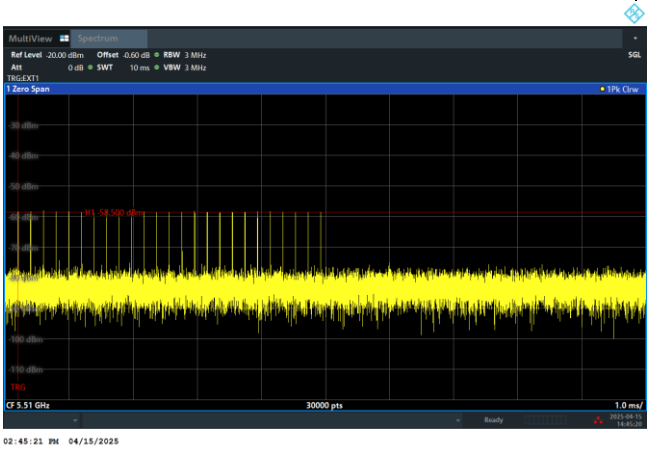

Radar Type 3	Radar Type 4
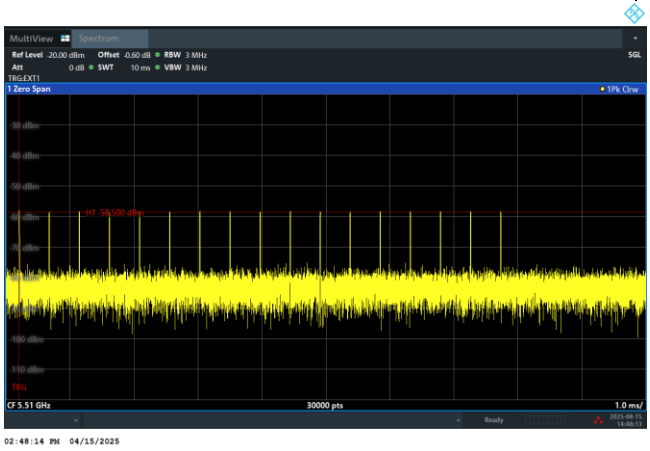	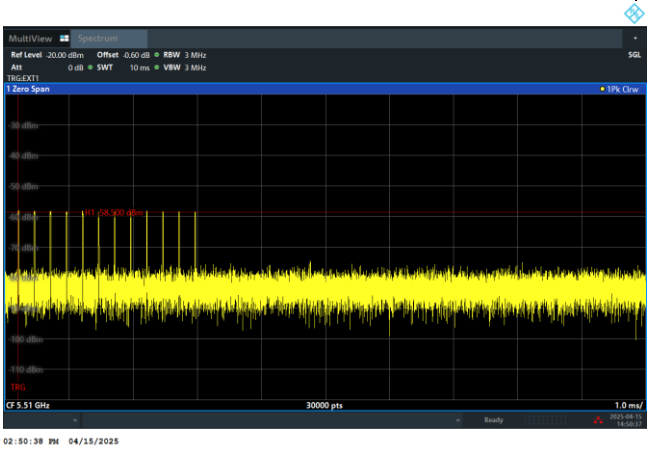

Single Burst of Radar Type 5	Single Burst of Radar Type 6
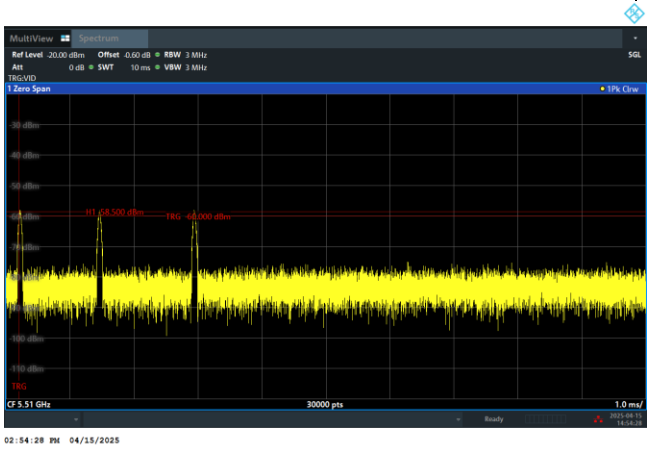	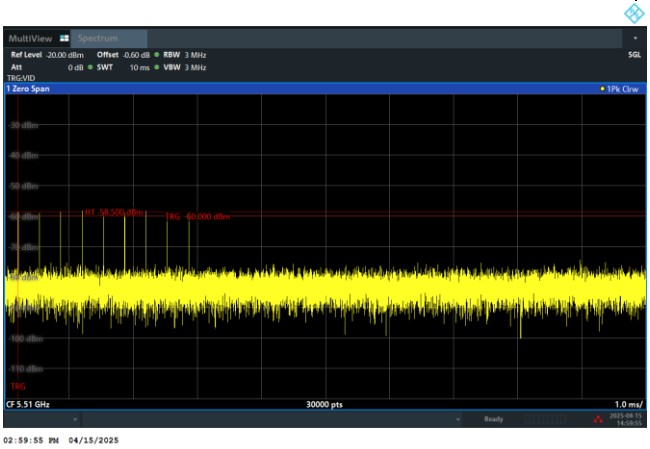

<5530MHz / 80MHz>

Radar Type 0	
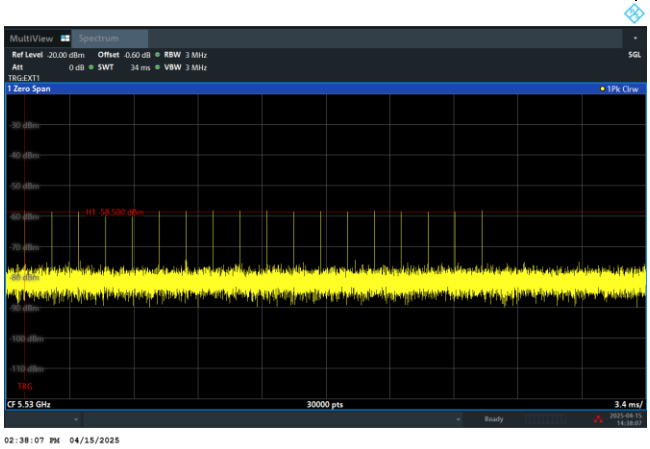	
Radar Type 1	**Radar Type 2**
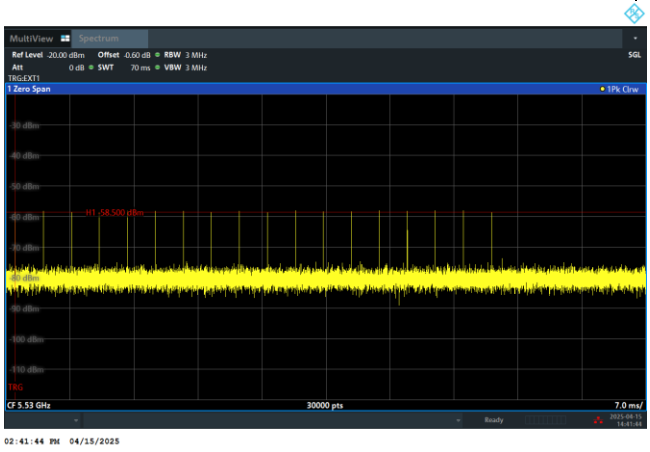	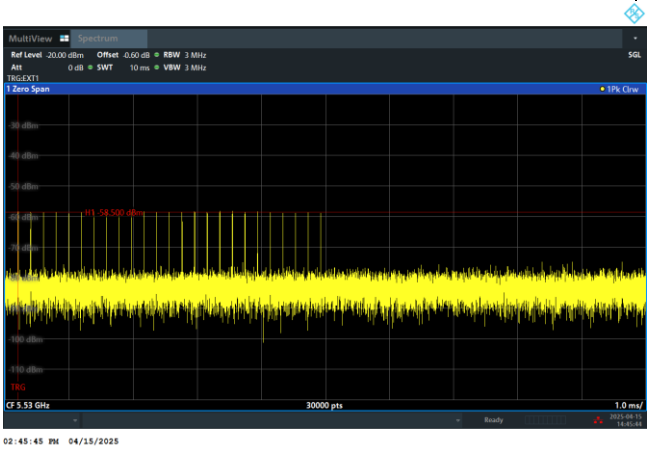
Radar Type 3	**Radar Type 4**
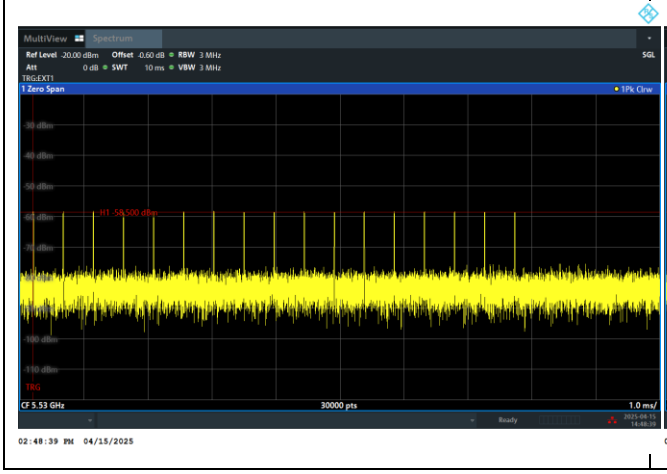	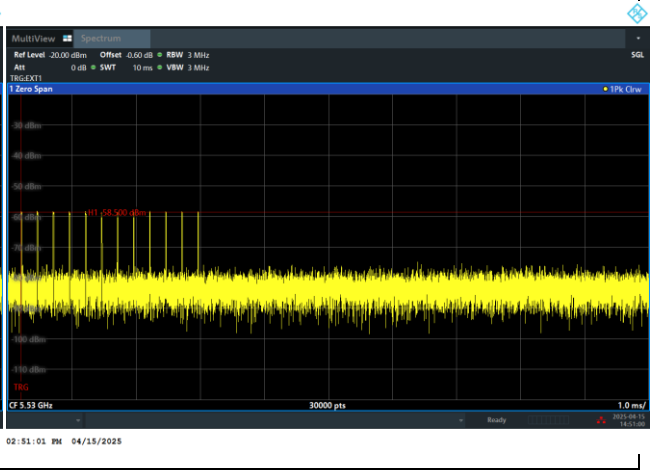

Single Burst of Radar Type 5	Single Burst of Radar Type 6
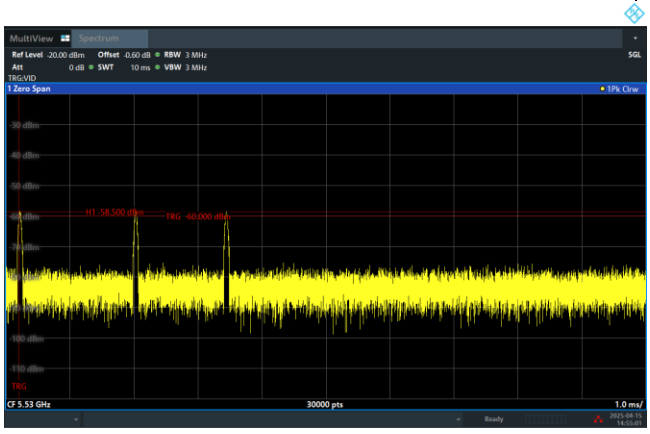	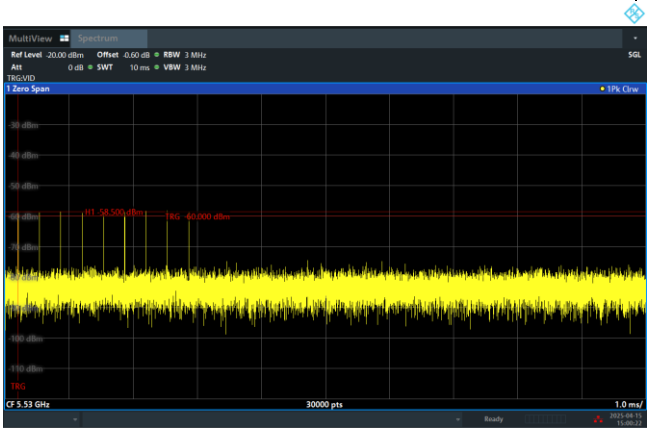
02:55:01 PM 04/15/2025	03:00:23 PM 04/15/2025

<5570MHz / 160MHz>

Radar Type 0	
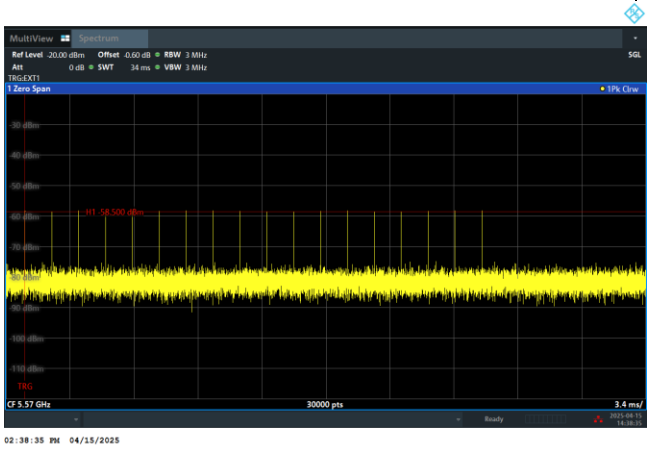	

Radar Type 1	Radar Type 2
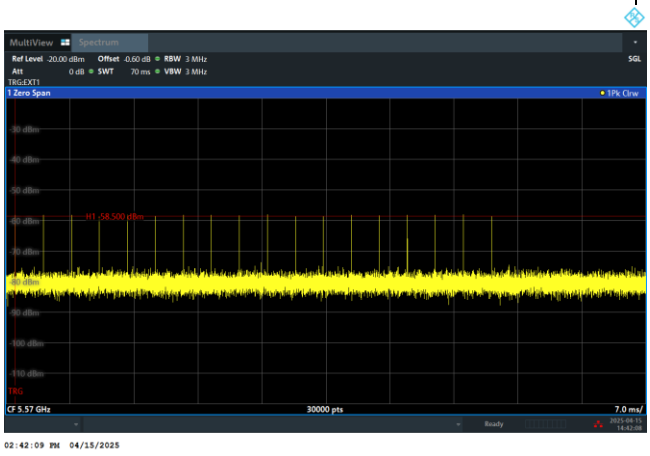	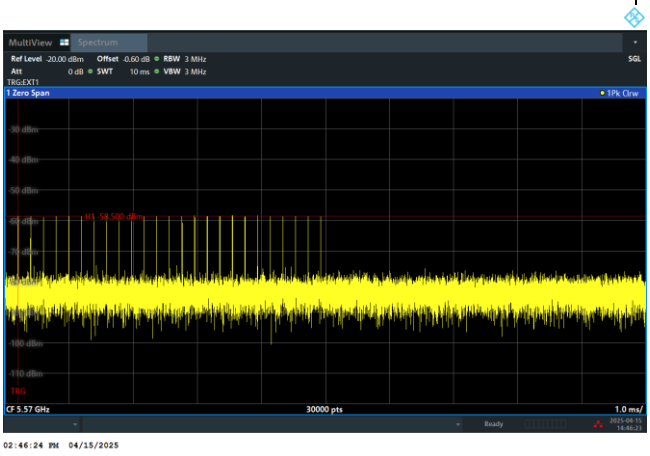

Radar Type 3	Radar Type 4
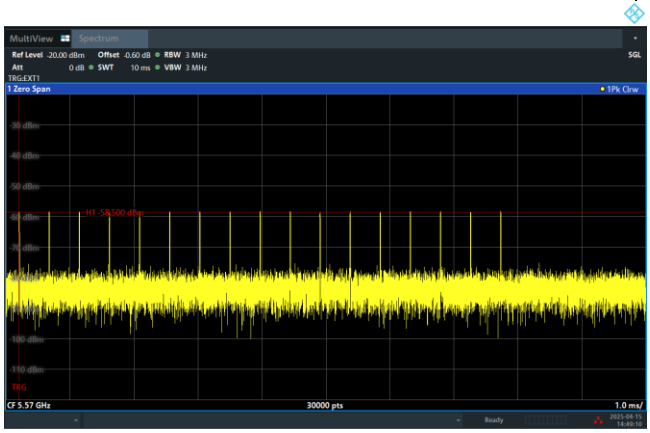	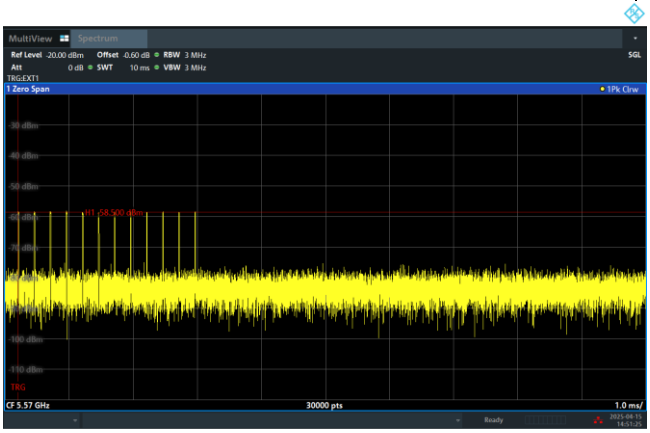

Single Burst of Radar Type 5	Single Burst of Radar Type 6
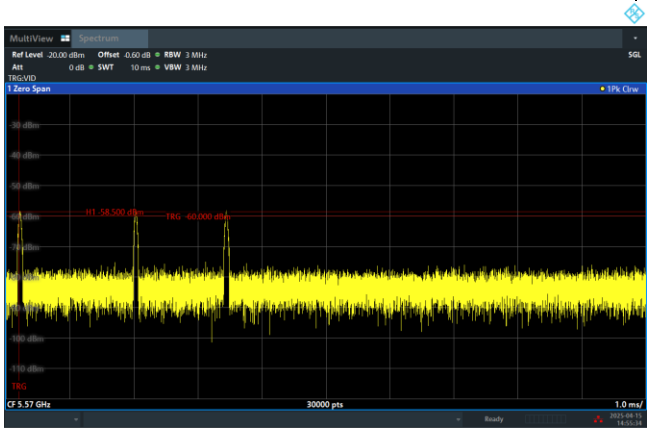	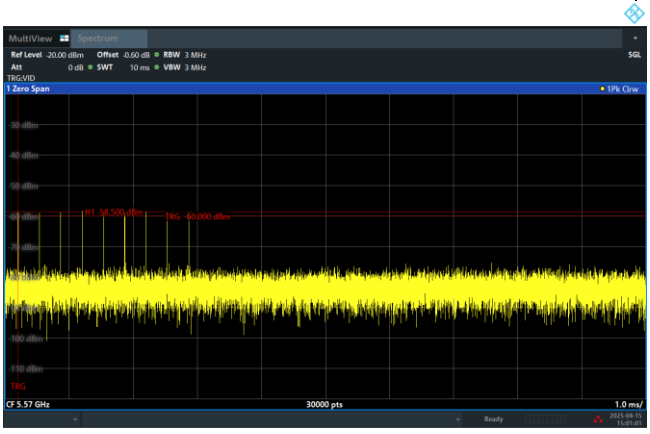
02:55:34 PM 04/15/2025	03:01:01 PM 04/15/2025

3.2 U-NII Detection Bandwidth

3.2.1 Limit of U-NII Detection Bandwidth

The U-NII Detection Bandwidth shall contain minimum 100% of the 99% power bandwidth.
During the U-NII Detection Bandwidth detection test, radar type 0 is used and for each frequency step the minimum percentage of detection is 90%. Measurements are performed with no data traffic.

3.2.2 Test Procedures

(1) Adjust the equipment to produce a single burst of the Short Pulse Radar Type 0 at the center frequency of the EUT Operating Channel at the specified DFS Detection Threshold level.
(2) Set the EUT up as a standalone device (no associated Client or Master, as appropriate) and no traffic. Frame based systems will be set to a talk/listen ratio of 0%/100% during this test.
(3) Generate a single radar burst, and note the response of the EUT. Repeat for a minimum of 10 trials. The EUT must detect the Radar Waveform using the specified U-NII Detection Bandwidth criterion.
(4) Starting at the center frequency of the EUT operating Channel, increase the radar frequency in 5 MHz steps, repeating the above test sequence, until the detection rate falls below the U-NII Detection Bandwidth criterion specified in report clause 2.3. Repeat this measurement in 1MHz steps at frequencies 5 MHz below where the detection rate begins to fall. Record the highest frequency (denote as F_H) at which detection is greater than or equal to the U-NII Detection Bandwidth criterion. Recording the detection rate at frequencies above FH is not required to demonstrate compliance.
(5) Starting at the center frequency of the EUT operating Channel, decrease the radar frequency in 5 MHz steps, repeating the above test sequence, until the detection rate falls below the U-NII Detection Bandwidth criterion specified in report clause 2.3. Repeat this measurement in 1MHz steps at frequencies 5 MHz above where the detection rate begins to fall. Record the lowest frequency (denote as F_L) at which detection is greater than or equal to the U-NII Detection Bandwidth criterion. Recording the detection rate at frequencies below FL is not required to demonstrate compliance.
(6) The U-NII Detection Bandwidth is calculated as follows:
U-NII Detection Bandwidth = $F_H - F_L$

3.2.3 Test Setup

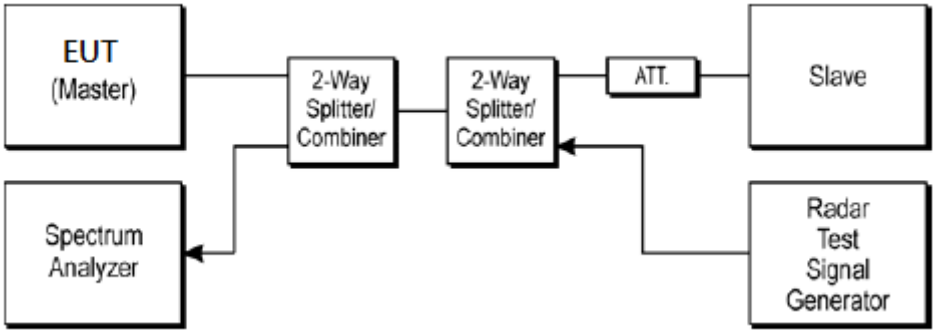

3.2.4 Test Deviation

There is no deviation with the original standard.

3.2.5 Result of U-NII Detection Bandwidth

<20MHz / 5500MHz>

Frequency (MHz)	Fc	Trial Number (Detection = Y, No Detection = N)										Rate (%)	F_H/F_L
		1	2	3	4	5	6	7	8	9	10		
5489	-11	N	N	N	N	N	N	N	N	N	N	0	
5490	-10	Y	Y	Y	Y	Y	Y	Y	Y	Y	Y	100	FL
5491	-9	Y	Y	Y	Y	Y	Y	Y	Y	Y	Y	100	
5492	-8	Y	Y	Y	Y	Y	Y	Y	Y	Y	Y	100	
5493	-7	Y	Y	Y	Y	Y	Y	Y	Y	Y	Y	100	
5494	-6	Y	Y	Y	Y	Y	Y	Y	Y	Y	Y	100	
5495	-5	Y	Y	Y	Y	Y	Y	Y	Y	Y	Y	100	
5500	0	Y	Y	Y	Y	Y	Y	Y	Y	Y	Y	100	
5505	5	Y	Y	Y	Y	Y	Y	Y	Y	Y	Y	100	
5506	6	Y	Y	Y	Y	Y	Y	Y	Y	Y	Y	100	
5507	7	Y	Y	Y	Y	Y	Y	Y	Y	Y	Y	100	
5508	8	Y	Y	Y	Y	Y	Y	Y	Y	Y	Y	100	
5509	9	Y	Y	Y	Y	Y	Y	Y	Y	Y	Y	100	
5510	10	Y	Y	Y	Y	Y	Y	Y	Y	Y	Y	100	FH
5511	11	N	N	N	N	N	N	N	N	N	N	0	
Detection Bandwidth = F_H – F_L =**5510** – **5490** = **20** MHz EUT 99% Bandwidth = 18.997 MHz (Refer to channel 60)													

<40MHz / 5510MHz>

Frequency (MHz)	Fc	Trial Number (Detection = Y, No Detection = N)										Rate (%)	F_H/F_L
		1	2	3	4	5	6	7	8	9	10		
5489	-21	N	N	N	N	N	N	N	N	N	N	0	
5490	-20	Y	Y	Y	Y	Y	Y	Y	Y	Y	Y	100	FL
5491	-19	Y	Y	Y	Y	Y	Y	Y	Y	Y	Y	100	
5492	-18	Y	Y	Y	Y	Y	Y	Y	Y	Y	Y	100	
5493	-17	Y	Y	Y	Y	Y	Y	Y	Y	Y	Y	100	
5494	-16	Y	Y	Y	Y	Y	Y	Y	Y	Y	Y	100	
5495	-15	Y	Y	Y	Y	Y	Y	Y	Y	Y	Y	100	
5500	-10	Y	Y	Y	Y	Y	Y	Y	Y	Y	Y	100	
5505	-5	Y	Y	Y	Y	Y	Y	Y	Y	Y	Y	100	
5510	0	Y	Y	Y	Y	Y	Y	Y	Y	Y	Y	100	
5515	5	Y	Y	Y	Y	Y	Y	Y	Y	Y	Y	100	
5520	10	Y	Y	Y	Y	Y	Y	Y	Y	Y	Y	100	
5525	15	Y	Y	Y	Y	Y	Y	Y	Y	Y	Y	100	
5526	16	Y	Y	Y	Y	Y	Y	Y	Y	Y	Y	100	
5527	17	Y	Y	Y	Y	Y	Y	Y	Y	Y	Y	100	
5528	18	Y	Y	Y	Y	Y	Y	Y	Y	Y	Y	100	
5529	19	Y	Y	Y	Y	Y	Y	Y	Y	Y	Y	100	
5530	20	Y	Y	Y	Y	Y	Y	Y	Y	Y	Y	100	FH
5531	21	N	N	N	N	N	N	N	N	N	N	0	
Detection Bandwidth = F_H – F_L =**5530** – **5490** = **40** MHz EUT 99% Bandwidth = 38.09 MHz (Refer to channel 60)													

<80MHz / 5530MHz>

Frequency (MHz)	Fc	Trial Number (Detection = Y, No Detection = N)										Rate (%)	F_H/F_L
		1	2	3	4	5	6	7	8	9	10		
5489	-41	N	N	N	N	N	N	N	N	N	N	0	
5490	-40	Y	Y	Y	Y	Y	Y	Y	Y	Y	Y	100	FL
5491	-39	Y	Y	Y	Y	Y	Y	Y	Y	Y	Y	100	
5492	-38	Y	Y	Y	Y	Y	Y	Y	Y	Y	Y	100	
5493	-37	Y	Y	Y	Y	Y	Y	Y	Y	Y	Y	100	
5494	-36	Y	Y	Y	Y	Y	Y	Y	Y	Y	Y	100	
5495	-35	Y	Y	Y	Y	Y	Y	Y	Y	Y	Y	100	
5500	-30	Y	Y	Y	Y	Y	Y	Y	Y	Y	Y	100	
5505	-25	Y	Y	Y	Y	Y	Y	Y	Y	Y	Y	100	
5510	-20	Y	Y	Y	Y	Y	Y	Y	Y	Y	Y	100	
5515	-15	Y	Y	Y	Y	Y	Y	Y	Y	Y	Y	100	
5520	-10	Y	Y	Y	Y	Y	Y	Y	Y	Y	Y	100	
5525	-5	Y	Y	Y	Y	Y	Y	Y	Y	Y	Y	100	
5530	0	Y	Y	Y	Y	Y	Y	Y	Y	Y	Y	100	
5535	5	Y	Y	Y	Y	Y	Y	Y	Y	Y	Y	100	
5540	10	Y	Y	Y	Y	Y	Y	Y	Y	Y	Y	100	
5545	15	Y	Y	Y	Y	Y	Y	Y	Y	Y	Y	100	
5550	20	Y	Y	Y	Y	Y	Y	Y	Y	Y	Y	100	
5555	25	Y	Y	Y	Y	Y	Y	Y	Y	Y	Y	100	
5560	30	Y	Y	Y	Y	Y	Y	Y	Y	Y	Y	100	
5565	35	Y	Y	Y	Y	Y	Y	Y	Y	Y	Y	100	
5566	36	Y	Y	Y	Y	Y	Y	Y	Y	Y	Y	100	
5567	37	Y	Y	Y	Y	Y	Y	Y	Y	Y	Y	100	
5568	38	Y	Y	Y	Y	Y	Y	Y	Y	Y	Y	100	
5569	39	Y	Y	Y	Y	Y	Y	Y	Y	Y	Y	100	
5570	40	Y	Y	Y	Y	Y	Y	Y	Y	Y	Y	100	FH
5571	41	N	N	N	N	N	N	N	N	N	N	0	
Detection Bandwidth = F_H – F_L =**5570** – **5490** = **80** MHz EUT 99% Bandwidth = 77.574 MHz (Refer to channel 60)													

<160MHz / 5570MHz>

Frequency (MHz)	Fc	Trial Number (Detection = Y, No Detection = N)										Rate (%)	F_H/F_L
		1	2	3	4	5	6	7	8	9	10		
5489	-81	N	N	N	N	N	N	N	N	N	N	0	
5490	-80	Y	Y	Y	Y	Y	Y	Y	Y	Y	Y	100	FL
5491	-79	Y	Y	Y	Y	Y	Y	Y	Y	Y	Y	100	
5492	-78	Y	Y	Y	Y	Y	Y	Y	Y	Y	Y	100	
5493	-77	Y	Y	Y	Y	Y	Y	Y	Y	Y	Y	100	
5494	-76	Y	Y	Y	Y	Y	Y	Y	Y	Y	Y	100	
5495	-75	Y	Y	Y	Y	Y	Y	Y	Y	Y	Y	100	
5500	-70	Y	Y	Y	Y	Y	Y	Y	Y	Y	Y	100	
5505	-65	Y	Y	Y	Y	Y	Y	Y	Y	Y	Y	100	
5510	-60	Y	Y	Y	Y	Y	Y	Y	Y	Y	Y	100	
5515	-55	Y	Y	Y	Y	Y	Y	Y	Y	Y	Y	100	
5520	-50	Y	Y	Y	Y	Y	Y	Y	Y	Y	Y	100	
5525	-45	Y	Y	Y	Y	Y	Y	Y	Y	Y	Y	100	
5530	-40	Y	Y	Y	Y	Y	Y	Y	Y	Y	Y	100	
5535	-35	Y	Y	Y	Y	Y	Y	Y	Y	Y	Y	100	
5540	-30	Y	Y	Y	Y	Y	Y	Y	Y	Y	Y	100	
5545	-25	Y	Y	Y	Y	Y	Y	Y	Y	Y	Y	100	
5550	-20	Y	Y	Y	Y	Y	Y	Y	Y	Y	Y	100	
5555	-15	Y	Y	Y	Y	Y	Y	Y	Y	Y	Y	100	
5560	-10	Y	Y	Y	Y	Y	Y	Y	Y	Y	Y	100	
5565	-5	Y	Y	Y	Y	Y	Y	Y	Y	Y	Y	100	
5570	0	Y	Y	Y	Y	Y	Y	Y	Y	Y	Y	100	
5575	5	Y	Y	Y	Y	Y	Y	Y	Y	Y	Y	100	
5580	10	Y	Y	Y	Y	Y	Y	Y	Y	Y	Y	100	
5585	15	Y	Y	Y	Y	Y	Y	Y	Y	Y	Y	100	
5590	20	Y	Y	Y	Y	Y	Y	Y	Y	Y	Y	100	
5595	25	Y	Y	Y	Y	Y	Y	Y	Y	Y	Y	100	
5600	30	Y	Y	Y	Y	Y	Y	Y	Y	Y	Y	100	
5605	35	Y	Y	Y	Y	Y	Y	Y	Y	Y	Y	100	

Frequency (MHz)	Fc	Trial Number (Detection = Y, No Detection = N)										Rate (%)	F_H/F_L
		1	2	3	4	5	6	7	8	9	10		
5610	40	Y	Y	Y	Y	Y	Y	Y	Y	Y	Y	100	
5615	45	Y	Y	Y	Y	Y	Y	Y	Y	Y	Y	100	
5620	50	Y	Y	Y	Y	Y	Y	Y	Y	Y	Y	100	
5625	55	Y	Y	Y	Y	Y	Y	Y	Y	Y	Y	100	
5630	60	Y	Y	Y	Y	Y	Y	Y	Y	Y	Y	100	
5635	65	Y	Y	Y	Y	Y	Y	Y	Y	Y	Y	100	
5640	70	Y	Y	Y	Y	Y	Y	Y	Y	Y	Y	100	
5645	75	Y	Y	Y	Y	Y	Y	Y	Y	Y	Y	100	
5646	76	Y	Y	Y	Y	Y	Y	Y	Y	Y	Y	100	
5647	77	Y	Y	Y	Y	Y	Y	Y	Y	Y	Y	100	
5648	78	Y	Y	Y	Y	Y	Y	Y	Y	Y	Y	100	
5649	79	Y	Y	Y	Y	Y	Y	Y	Y	Y	Y	100	
5650	80	Y	Y	Y	Y	Y	Y	Y	Y	Y	Y	100	FH
5651	81	N	N	N	N	N	N	N	N	N	N	0	
Detection Bandwidth = F_H – F_L =**5650** – **5490** = **160** MHz EUT 99% Bandwidth = 157.206 MHz (Refer to channel 60)													

3.3 Channel Availability Check

3.3.1 Limit of Channel Availability Check

The Initial Channel Availability Check Time tests that the EUT does not emit beacon, control, or data signals on the test Channel until the power-up sequence has been completed and the U-NII device checks for radar waveforms for **one minute** on the test Channel.

3.3.2 Test Procedures of Initial Channel Availability Check Time

This test does not use any radar waveforms and only needs to be performed one time.

(1) The U-NII devices will be powered on and be instructed to operate on the appropriate U-NII Channel that must incorporate DFS functions. At the same time the EUT is powered on, the spectrum analyzer will be set to zero span mode with a 3 MHz RBW and 3 MHz VBW on the Channel occupied by the radar (Chr) with a 2.5 minute sweep time. The spectrum analyzer's sweep will be started at the same time power is applied to the U-NII device.
(2) The EUT should not transmit any beacon or data transmissions until at least 1 minute after the completion of the power-on cycle.

3.3.3 Radar Burst at the Beginning of the Channel Availability Check Time

The steps below define the procedure to verify successful radar detection on the test Channel during a period equal to the Channel Availability Check Time and avoidance of operation on that Channel when a radar Burst with a level equal to the DFS Detection Threshold + 1 dB occurs at the beginning of the Channel Availability Check Time. This is illustrated in Figure 15.

(1) The Radar Waveform generator and EUT are connected using the applicable test setup and the power of the EUT is switched off.
(2) The EUT is powered on at T0. T1 denotes the instant when the EUT has completed its power-up sequence (Tpower_up). The Channel Availability Check Time commences on Chr at instant T1 and will end no sooner than T1 + Tch_avail_check.
(3) A single Burst of one of the Short Pulse Radar Types 1-4 will commence within a 6 second window starting at T1. An additional 1 dB is added to the radar test signal to ensure it is at or above the DFS Detection Threshold, accounting for equipment variations/errors.
(4) Visual indication or measured results on the EUT of successful detection of the radar Burst will be recorded and reported. Observation of Chr for EUT emissions will continue for 2.5 minutes after the radar Burst has been generated.
(5) Verify that during the 2.5 minute measurement window no EUT transmissions occurred on Chr. The Channel Availability Check results will be recorded.

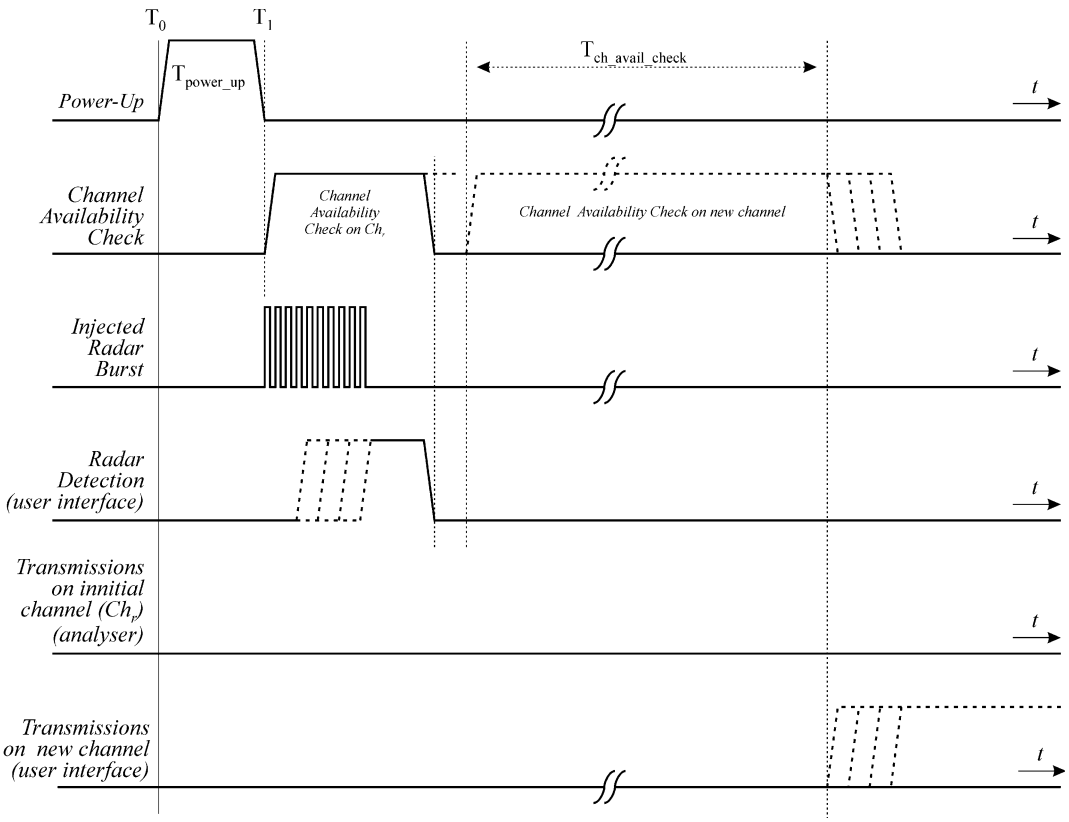

Figure 15: Example of timing for radar testing at the beginning of the Channel Availability Check Time

3.3.4 Radar Burst at the End of the Channel Availability Check Time

The steps below define the procedure to verify successful radar detection on the test Channel during a period equal to the Channel Availability Check Time and avoidance of operation on that Channel when a radar Burst with a level equal to the DFS Detection Threshold + 1dB occurs at the end of the Channel Availability Check Time. This is illustrated in Figure 16.

(1) The Radar Waveform generator and EUT are connected using the applicable test setup and the power of the EUT is switched off.
(2) The EUT is powered on at T0. T1 denotes the instant when the EUT has completed its power-up sequence (Tpower_up). The Channel Availability Check Time commences on Chr at instant T1 and will end no sooner than T1 + Tch_avail_check.
(3) A single Burst of one of the Short Pulse Radar Types 1-4 will commence within a 6 second window starting at T1 + 54 seconds. An additional 1 dB is added to the radar test signal to ensure it is at or above the DFS Detection Threshold, accounting for equipment variations/errors.
(4) Visual indication or measured results on the EUT of successful detection of the radar Burst will be recorded and reported. Observation of Chr for EUT emissions will continue for 2.5 minutes after the radar Burst has been generated.
(5) Verify that during the 2.5 minute measurement window no EUT transmissions occurred on Chr. The Channel Availability Check results will be recorded.

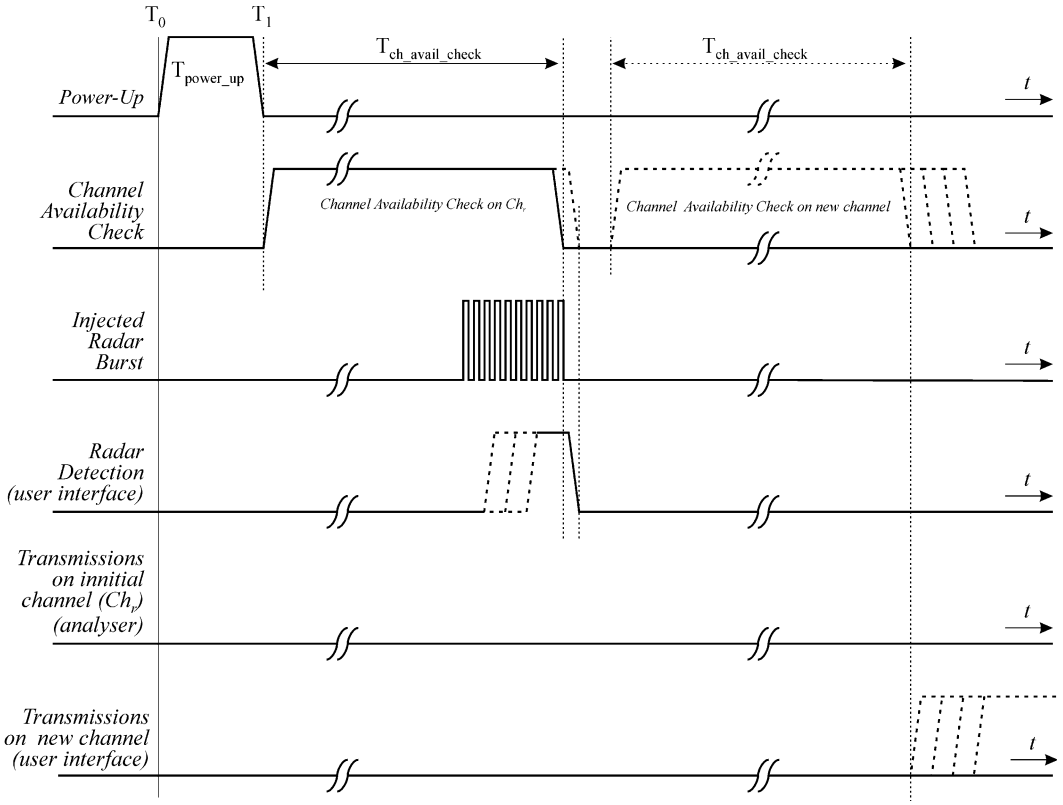

Figure 16: Example of timing for radar testing towards the end of the Channel Availability Check Time

3.3.5 Test Setup

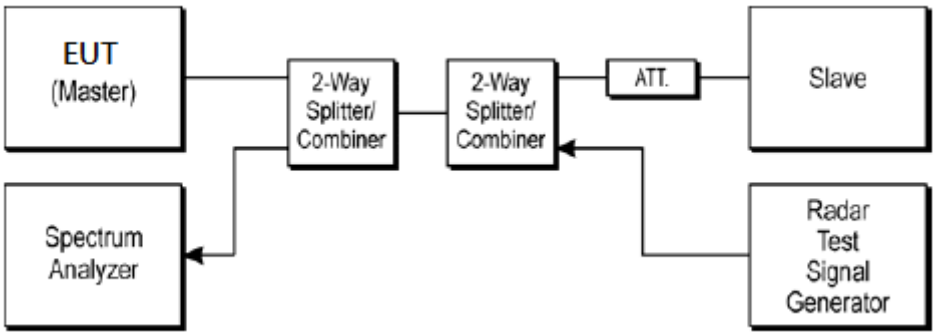

3.3.6 Test Deviation

There is no deviation with the original standard.

3.3.7 Result of Channel Availability Check Time

<160MHz / 5570MHz>

EUT Power up and Initial Channel Availability Check Time	
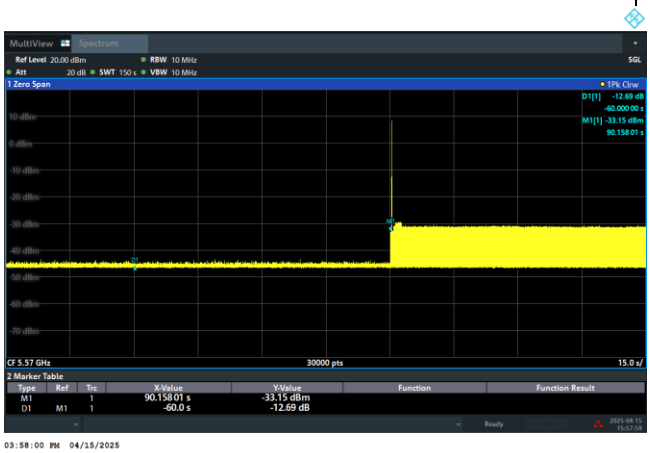	
Radar Burst at the Beginning of the Channel Availability Check Time	**Radar Burst at the End of the Channel Availability Check Time**
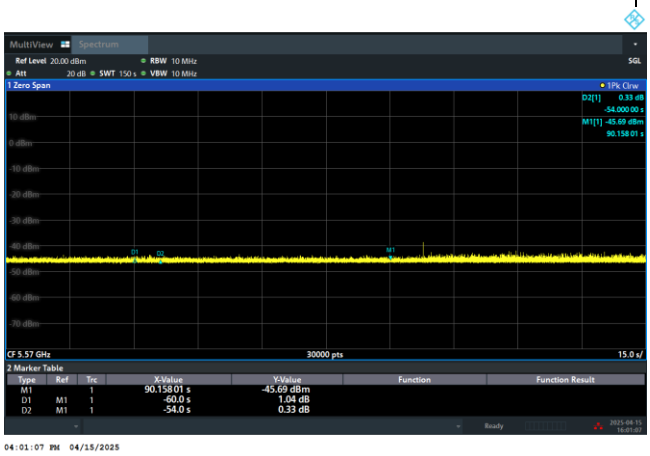	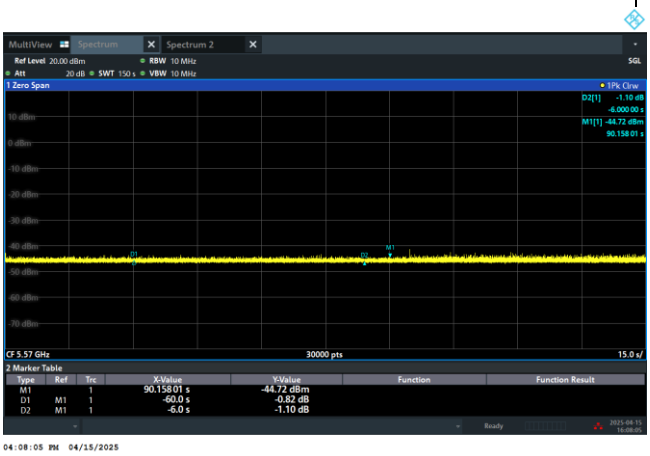

Marker 1 (Delta2): 60 seconds before End of Channel Availability Check

Marker 2: End of Channel Availability Check

Marker 3: 54 seconds or 6 seconds before End of Channel Availability Check

3.4 In-Service Monitoring: Channel Move Time, Channel Closing Transmission Time and Non-Occupancy Period

3.4.1 Limit of In-Service Monitoring

The EUT has In-Service Monitoring function to continuously monitor the radar signals, If radar is detected, it must leave the channel (Shutdown). The Channel Move Time to cease all transmissions on the current Channel upon detection of a Radar Waveform above the DFS Detection Threshold within 10 sec. The total duration of Channel Closing Transmission Time is comprised of 200 milliseconds starting at the beginning of the Channel Move Time plus any additional intermittent control signals required to facilitate Channel changes (an aggregate of 60 milliseconds) during the remainder of the 10 second period. The aggregate duration of control signals will not count quiet periods in between transmissions.
Non-Occupancy Period time is 30 minute during which a Channel will not be utilized after a Radar Waveform is detected on that Channel.

3.4.2 Test Procedures

(1) One frequency will be chosen from the Operating Channels of the EUT within the 5250-5350 MHz or 5470-5725 MHz bands. For 802.11 devices, the test frequency must contain control signals. This can be verified by disabling channel loading and monitoring the spectrum analyzer. If no control signals are detected, another frequency must be selected within the emission bandwidth where control signals are detected.
(2) In case the EUT is a Master Device, a U-NII device operating as a Client Device will be used and it is assumed that the Client will associate with the EUT (Master). For radiated tests, the emissions of the Radar Waveform generator will be directed towards the Master Device. If the Master Device has antenna gain, the main beam of the antenna will be directed toward the radar emitter. Vertical polarization is used for testing.
(3) The TCP protocol unicast data stream was generated by the iperf software command line with at least 17% activity ratio over any 100ms period.
(4) Timing plots are reported with calculations demonstrating a minimum channel loading of approximately 17% or greater. For example, channel loading can be estimated by setting the spectrum analyzer for zero span and approximate the Time On/ (Time On + Off Time).
(5) At time T0 the Radar Waveform generator sends a Burst of pulses for one of the Short Pulse Radar Types 1-4 at DFS Detection Threshold levels on the Operating Channel. An additional 1 dB is added to the radar test signal to ensure it is at or above the DFS Detection Threshold, accounting for equipment variations/errors.
(6) Observe the transmissions of the EUT at the end of the radar Burst on the Operating Channel for duration greater than 10 seconds. Measure and record the transmissions from the EUT during the observation time (Channel Move Time). Measure and record the Channel Move Time and Channel Closing Transmission Time if radar detection occurs.

(7) When operating as a Master Device, monitor the EUT for more than 30 minutes following instant T2 to verify that the EUT does not resume any transmissions on this Channel. Perform this test once and record the measurement result.

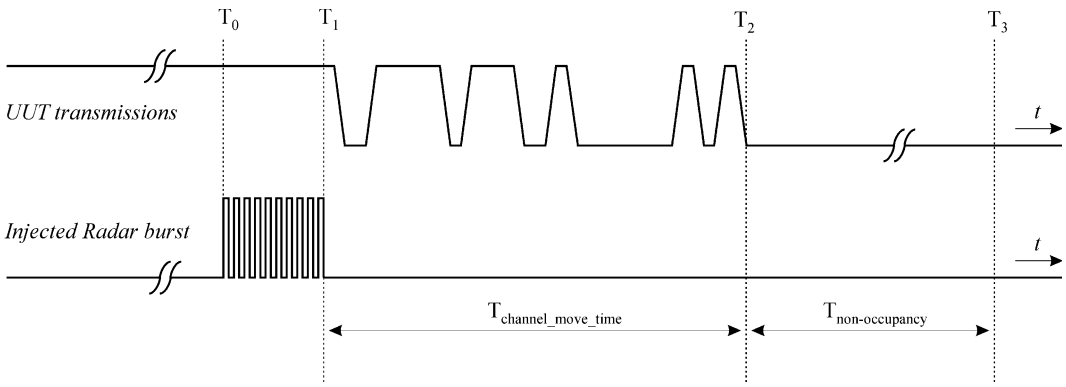

(8) One 12 seconds plot is reported for the Short Pulse Radar Type 0.

(9) Measurement of the aggregate duration of the Channel Closing Transmission Time method. With the spectrum analyzer set to zero span tuned to the center frequency of the EUT operating channel at the radar simulated frequency, peak detection, and max hold, the dwell time per bin is given by: Dwell (0.4ms)= S (12000ms) / B (30000); where Dwell is the dwell time per spectrum analyzer sampling bin, S is the sweep time and B is the number of spectrum analyzer sampling bins. An upper bound of the aggregate duration of the intermittent control signals of Channel Closing Transmission Time is calculated by: C (ms)= N X Dwell (0.4 ms); where C is the Closing Time, N is the number of spectrum analyzer sampling bins (intermittent control signals) showing a U-NII transmission and Dwell is the dwell time per bin.

3.4.3 Test Setup

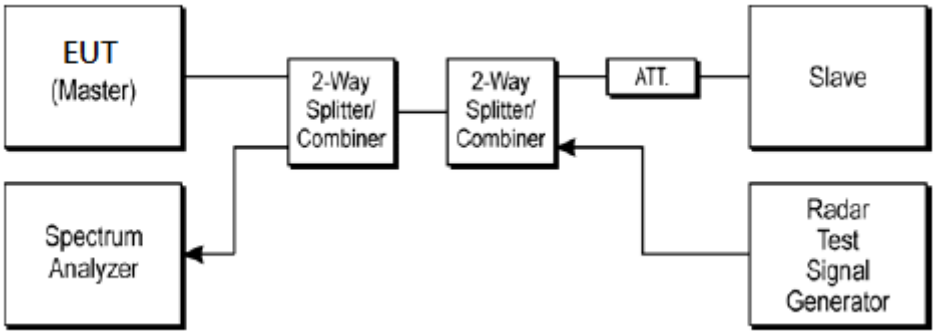

3.4.4 Test Deviation

There is no deviation with the original standard.

3.4.5 Result of Channel Move Time, Channel Closing Transmission Time and Non-Occupancy Period for Client Beacon Test

Test Mode :	Master	**Temperature :**	20.3 ~ 23.4 °C
Test Engineer :	Kai Liao, Ivy Yeh	**Relative Humidity :**	50.1 ~ 54.3 %

BW / Channel	Test Item	Test Result	Limit	Pass/Fail
<160MHz / 5570MHz>	Channel Move Time	**0.471209s**	**＜ 10s**	**Pass**
	Channel Closing Transmission Time	**200ms + 3.6001ms**	**＜ 260ms**	**Pass**
	Non-Occupancy Period	**> 30 min**	**> 30 min**	**Pass**

Note: The Channel Closing Transmission Time is comprised of 200 milliseconds starting at the beginning of the Channel Move Time plus any additional intermittent control signals required to facilitate a Channel move (an aggregate of 60 milliseconds) during the remainder of the 10 seconds period. The aggregate duration of control signals will not count quiet periods in between transmissions.

3.4.6 Channel Move Time, Channel Closing Transmission Time and Non-Occupancy Period Test Plots

<160MHz / 5570MHz> In-Service Monitoring
Channel Move Time & Channel Closing Transmission Time
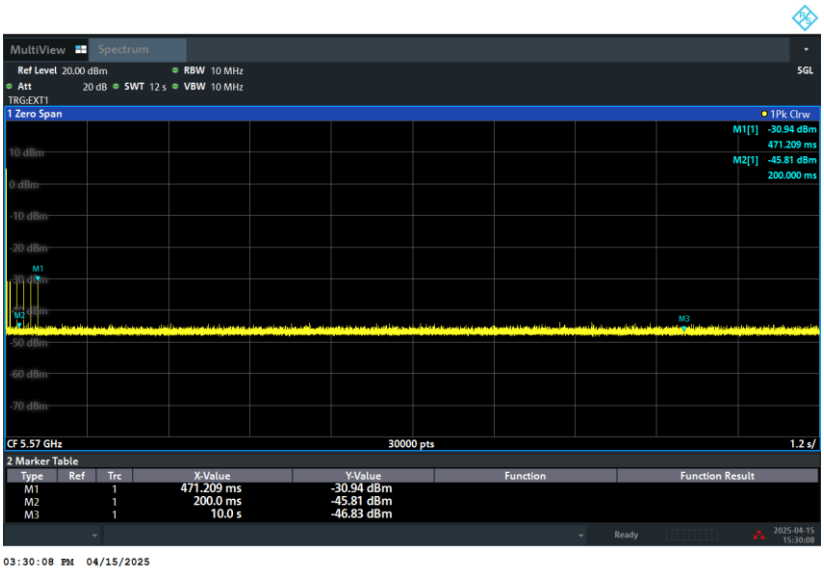
Non-Occupancy Period
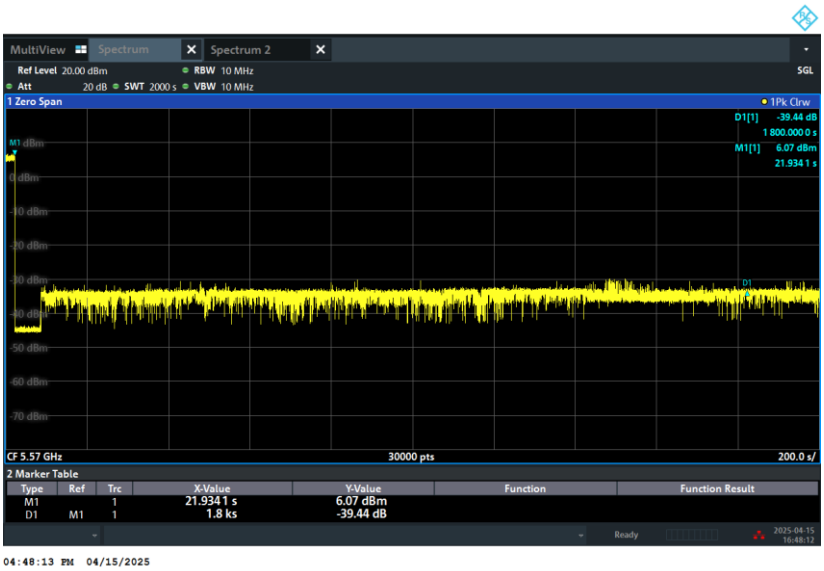

Remaining active signal

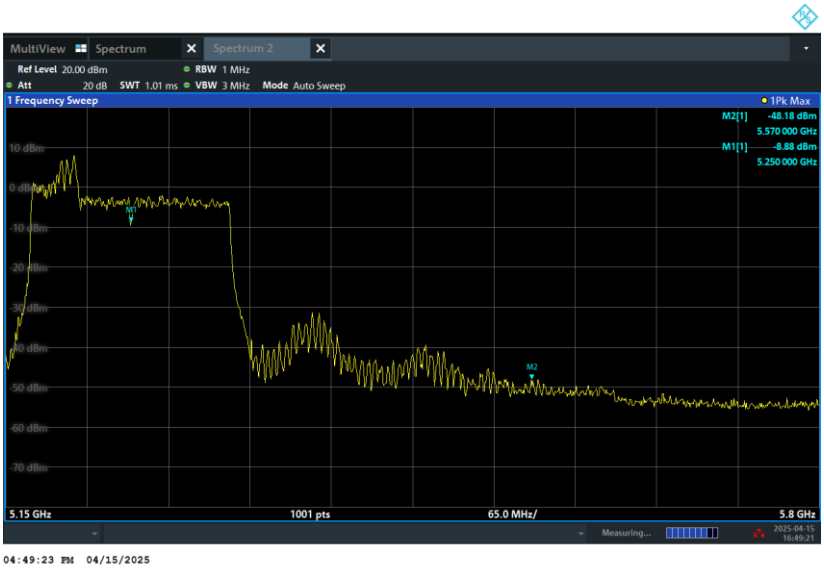

Note:

Dwell (0.4 ms)= Sweep Time (12000 ms) / Sweep Point Bins (30000)

Channel Closing Transmission Time (200 + 3.6001 ms) = 200 + Number (9) X Dwell (0.4 ms) < 260ms

3.4.7 Long Pulsed Radar Type Channel Move Time Test Plots (22second)

<160MHz / 5570MHz> Radar Type 5
Channel Move Time

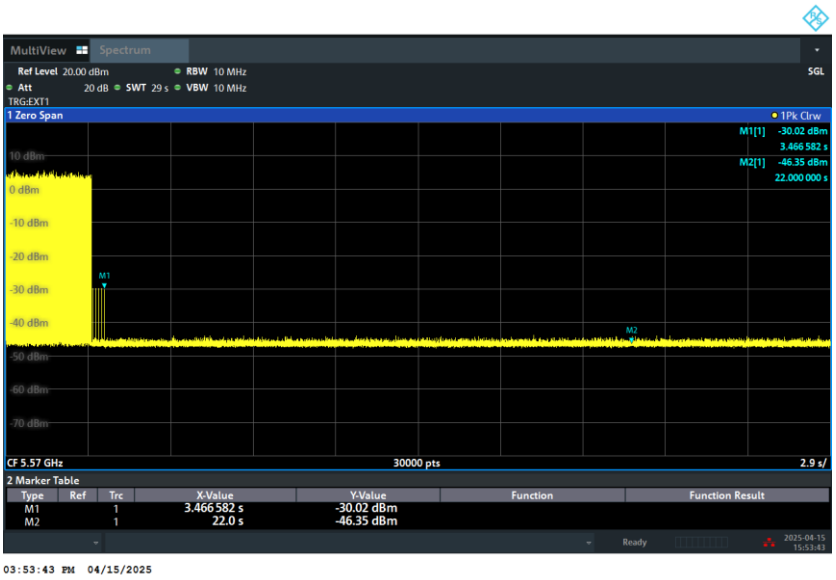

3.4.8 Data Traffic Channel Loading and Noise Floor Plots

EUT data traffic (Master)	Channel Loading > 17% (Master)
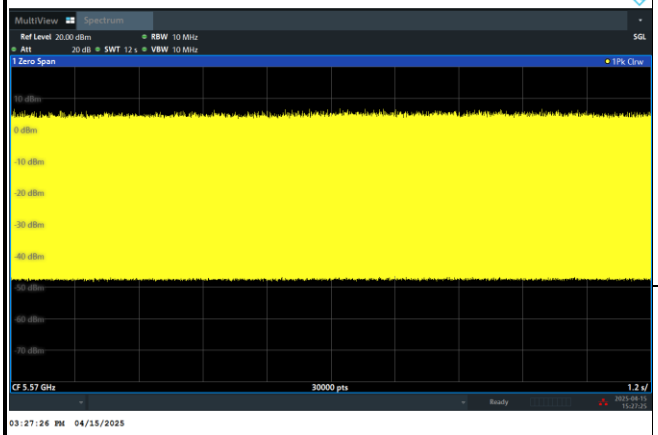	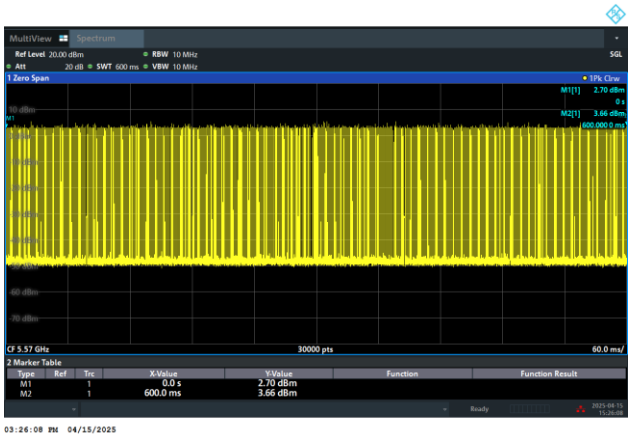 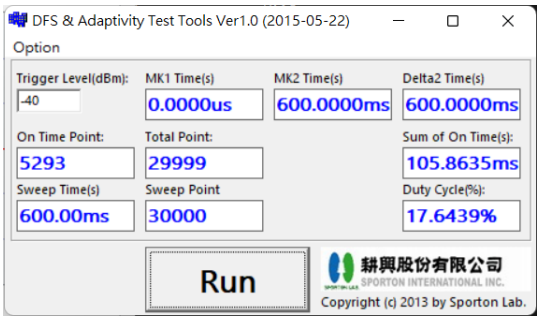

Noise Floor (No transmission)
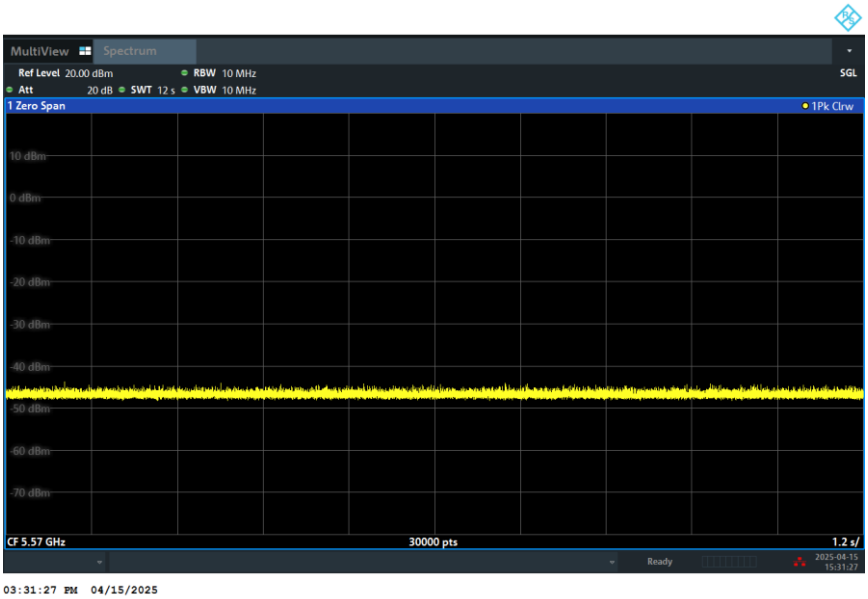

3.5 Statistical Performance Check

3.5.1 Limit of Statistical Performance Check

Short Pulse Radar Test

Once the performance requirements check is complete, statistical data will be gathered, to determine the ability of the device to detect the radar test waveforms (Short Pulse Radar Types 1-4) found in **Table 5**. The device can utilize a test mode to demonstrate when detection occurs to prevent the need to reset the device between trials. The percentage of successful detection is calculated by:

$$\frac{TotalWaveformDetections}{TotalWaveformTrials} \times 100$$ = Percentage of Successful Detection *Radar Waveform* N = P_dN

In addition an aggregate minimum percentage of successful detection across all Short Pulse Radar Types 1-4 is required and is calculated as follows:

$$\frac{P_d 1 + P_d 2 + P_d 3 + P_d 4}{4}$$

The minimum number of trails, minimum percentage of successful detection and the aggregate minimum percentage of successful detection are found in **Table 5**.

Table 5 – Short Pulse Radar Test Waveforms

Radar Type	Pulse Width (µsec)	PRI (µsec)	Number of Pulses	Minimum Percentage of Successful Detection	Minimum Number of Trials
1	1	1428	18	60%	30
2	1-5	150-230	23-29	60%	30
3	6-10	200-500	16-18	60%	30
4	11-20	200-500	12-16	60%	30
Aggregate (Radar Types 1-4)				80%	120

A minimum of 30 unique waveforms are required for each of the Short Pulse Radar Types 1 through 4. For Short Pulse Radar Type 0, the same waveform is used a minimum of 30 times. If more than 30 waveforms are used for Short Pulse Radar Types 1 through 4, then each additional waveform must also be unique and not repeated from the previous waveforms.

Radar Type	Number of Trials	Number of Successful Detections	Minimum Percentage of Successful Detection
1	35	29	82.9%
2	30	18	60%
3	30	27	90%
4	50	44	88%
Aggregate (82.9% + 60% + 90% + 88%)/4 = 80.2%			

Long Pulse Radar Test

Statistical data will be gathered to determine the ability of the device to detect the Long Pulse Radar Type 5 found in **Table 6**. The device can utilize a test mode to demonstrate when detection occurs to prevent the need to reset the device between trials.

Table 6 – Long Pulse Radar Test Waveform

Radar Type	Pulse Width (µsec)	Chirp Width (MHz)	PRI (µsec)	Number of Pulses per *Burst*	Number of *Bursts*	Minimum Percentage of Successful Detection	Minimum Number of Trials
5	50-100	5-20	1000-2000	1-3	8-20	80%	30

The parameters for this waveform are randomly chosen. Thirty unique waveforms are required for the Long Pulse Radar Type waveforms. If more than 30 waveforms are used for the Long Pulse Radar Type waveforms, then each additional waveform must also be unique and not repeated from the previous waveforms.

Three subsets of trials will be performed with a minimum of ten trials per subset.
The subset of trials differs in where the Long Pulse Type 5 Signal is tuned in frequency:
a) The Channel center frequency (subset case 1).
b) Tuned frequencies such that 90% of the Long Pulse Type 5 frequency modulation is within the low edge of the UUT Occupied Bandwidth (subset case 2).
c) Tuned frequencies such that 90% of the Long Pulse Type 5 frequency modulation is within the high edge of the UUT Occupied Bandwidth (subset case 3).

For subset case 1: the center frequency of the signal generator will remain fixed at the center of the UUT Channel.
For subset case 2: to retain 90% frequency overlap between the radar signal and the UUT Occupied Bandwidth, the center frequency of the signal generator will vary for each of the ten trials in subset case 2.
The center frequency of the signal generator for each trial is calculated by: $FL + (0.4 * Chirp\ Width\ [in\ MHz])$
For subset case 3: to retain 90% frequency overlap between the radar signal and the UUT Occupied Bandwidth, the center frequency of the signal generator will vary for each of the ten trials in subset case 3.
The center frequency of the signal generator for each trial is calculated by: $FH - (0.4 * Chirp\ Width\ [in\ MHz])$

a) Channel center frequency (subset case 1)

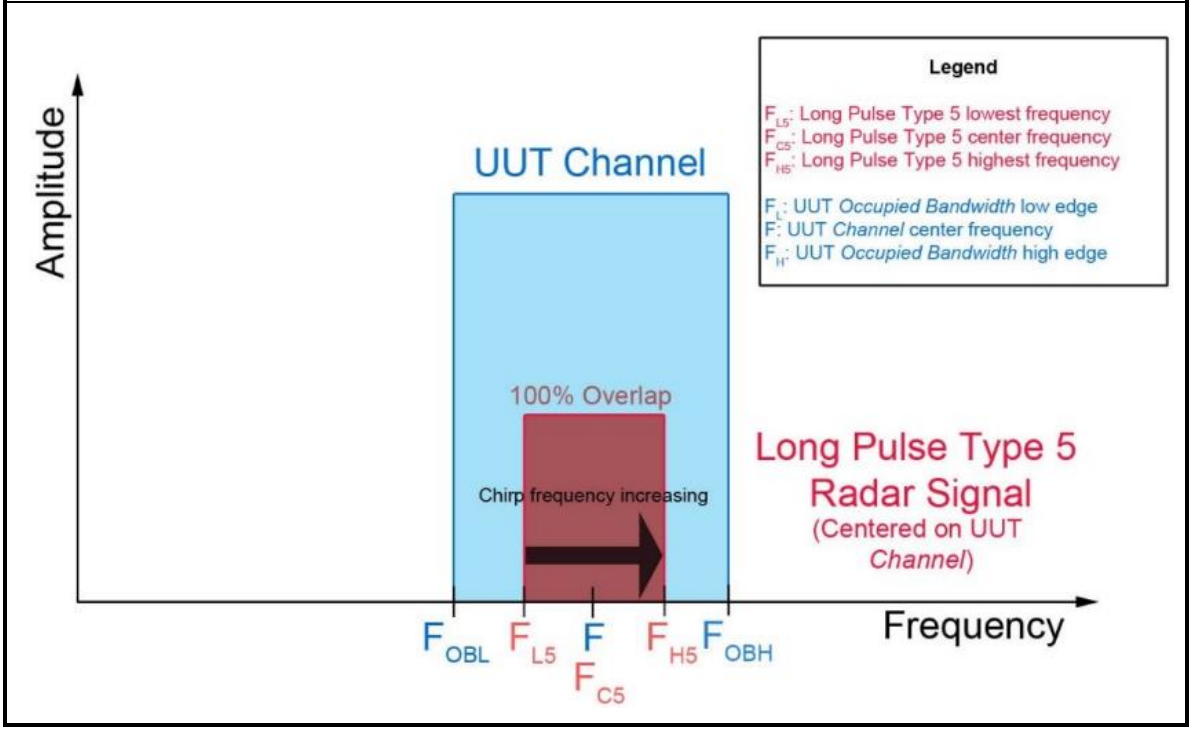

b) Tuned frequencies such that 90% of the Long Pulse Type 5 frequency modulation is within the low edge of the UUT Occupied Bandwidth. (subset case 2)

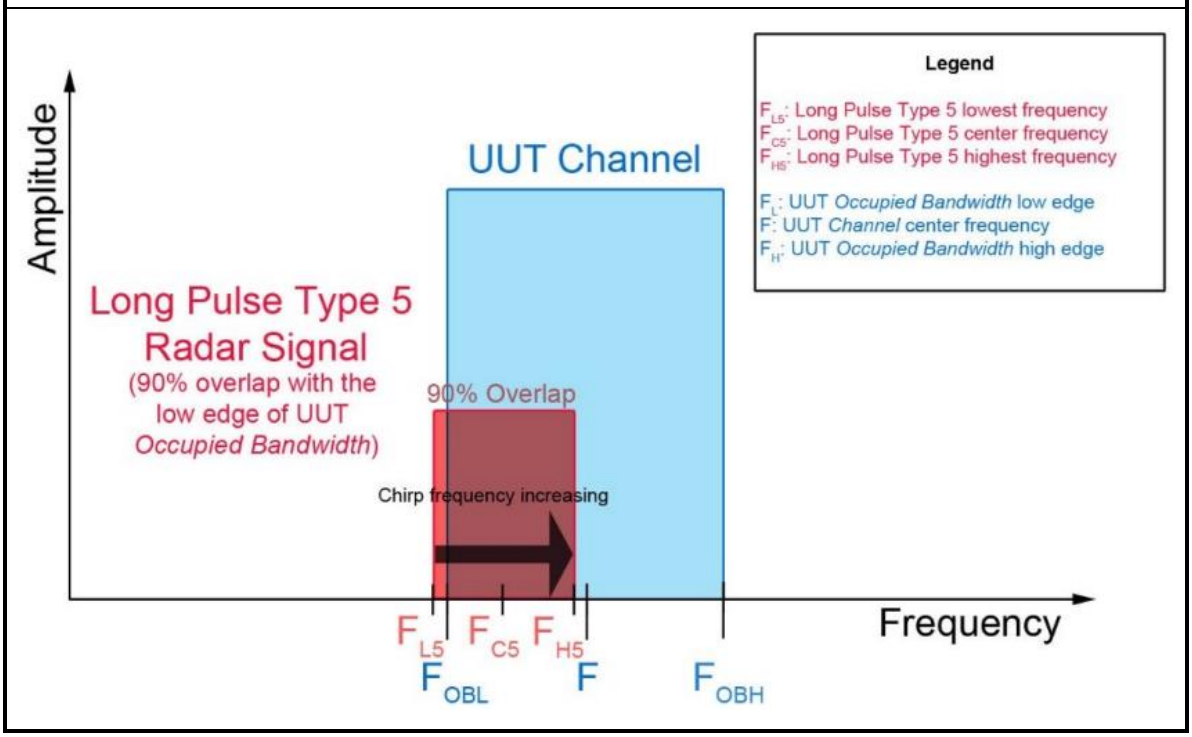

c) Tuned frequencies such that 90% of the Long Pulse Type 5 frequency modulation is within the high edge of the UUT Occupied Bandwidth. (subset case 3)

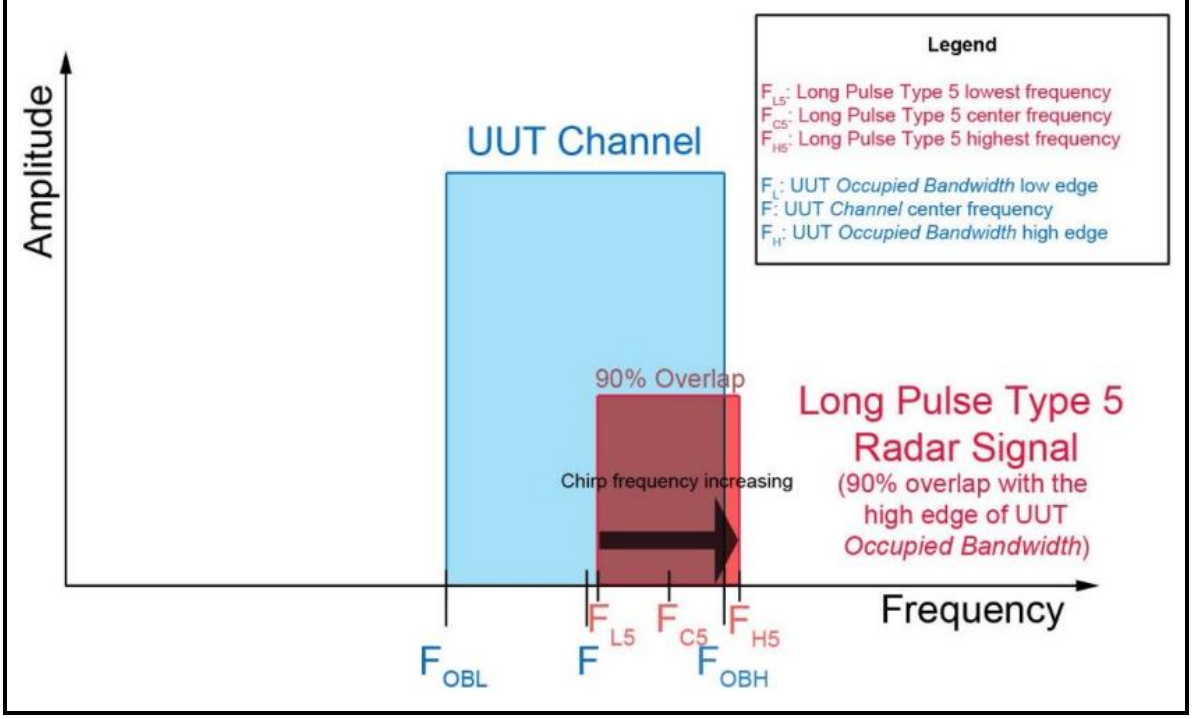

The percentage of successful detection is calculated by:

$$\frac{TotalWaveformDetections}{TotalWaveformTrials} \times 100$$

Frequency Hopping Radar Test

Statistical data will be gathered to determine the ability of the device to detect the Frequency Hopping radar test signal (radar type 6) found in **Table 7**. The device can utilize a test mode to demonstrate when detection occurs to prevent the need to reset the device between trial runs. The probability of successful detection is calculated by:

$$\frac{TotalWaveformDetections}{TotalWaveformTrials} \times 100$$

Table 7 – Frequency Hopping Radar Test Waveform

Radar Type	Pulse Width (µsec)	PRI (µsec)	Pulses per Hop	Hopping Rate (kHz)	Hopping Sequence Length (msec)	Minimum Percentage of Successful Detection	Minimum Number of Trials
6	1	333	9	0.333	300	70%	30

For the Frequency Hopping Radar Type, the same *Burst* parameters are used for each waveform. The hopping sequence is different for each waveform and a 100-length segment is selected from the hopping sequence defined by the following algorithm:

The first frequency in a hopping sequence is selected randomly from the group of 475 integer frequencies from 5250 – 5724 MHz. Next, the frequency that was just chosen is removed from the group and a frequency is randomly selected from the remaining 474 frequencies in the group. This process continues until all 475 frequencies are chosen for the set. For selection of a random frequency, the frequencies remaining within the group are always treated as equally likely.

3.5.2 Test Procedures

(1) One frequency will be chosen from the Operating Channels of the EUT within the 5250-5350 MHz or 5470-5725 MHz bands.
(2) In case the EUT is a Master Device, a U-NII device operating as a Client Device will be used and it is assumed that the Client will associate with the EUT (Master). If the Master Device has antenna gain, the main beam of the antenna will be directed toward the radar emitter. Vertical polarization is used for testing.
(3) The TCP protocol unicast data stream was generated by the iperf software command line with at least 17% activity ratio over any 100ms period.
(4) At time T0 the Radar Waveform generator sends a Burst of pulses for each of the Radar Types 1-6 at DFS Detection Threshold levels on the Operating Channel. An additional 1 dB is added to the radar test signal to ensure it is at or above the DFS Detection Threshold, accounting for equipment variations/errors.
(5) Observe the transmissions of the EUT at the end of the Burst on the Operating Channel for duration greater than 10 seconds for Short Pulse Radar Types 1-4 and 6 to ensure detection occurs.
(6) Observe the transmissions of the EUT at the end of the Burst on the Operating Channel for duration greater than 22 seconds for Long Pulse Radar Type 5 to ensure detection occurs.

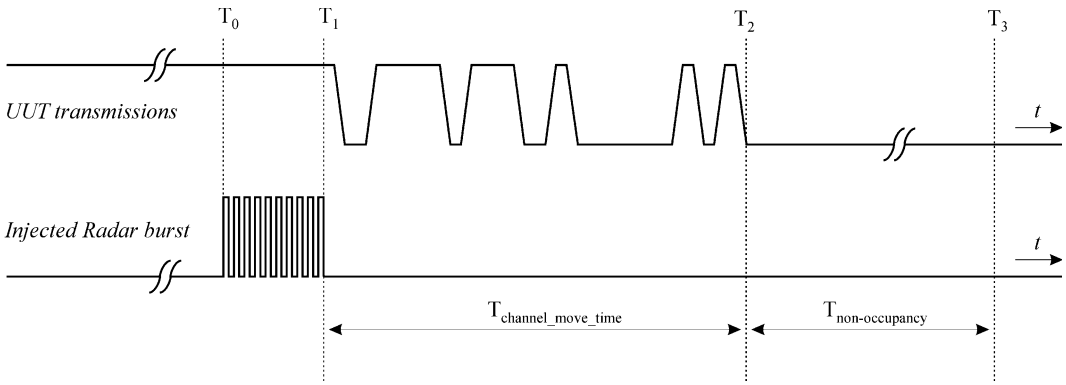

3.5.3 Test Setup

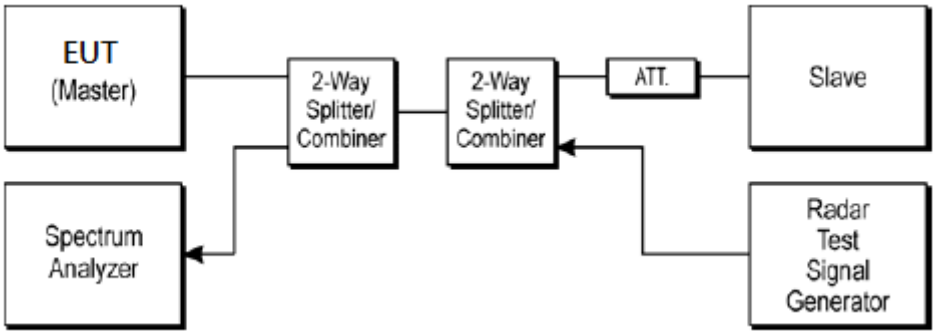

3.5.4 Test Deviation

There is no deviation with the original standard.

3.5.5 Result of Statistical Performance Check

<20MHz /5500MHz>

(Detection = Y, No Detection = N)						
Trial Number	**Type 1**	**Type 2**	**Type 3**	**Type 4**	**Type 5**	**Type 6**
1	Y	Y	Y	Y	Y	Y
2	Y	Y	Y	Y	Y	Y
3	Y	Y	Y	Y	Y	Y
4	Y	Y	Y	Y	Y	Y
5	Y	Y	Y	Y	Y	Y
6	Y	Y	Y	Y	Y	Y
7	Y	Y	Y	Y	Y	Y
8	Y	Y	Y	Y	Y	Y
9	Y	Y	Y	Y	Y	Y
10	Y	Y	Y	Y	Y	Y
11	Y	Y	Y	Y	Y	Y
12	Y	Y	Y	Y	Y	Y
13	Y	Y	Y	Y	Y	Y
14	Y	Y	Y	Y	Y	Y
15	Y	Y	Y	Y	Y	Y
16	Y	Y	Y	Y	Y	Y
17	Y	Y	Y	Y	Y	Y
18	Y	Y	Y	Y	Y	Y
19	Y	Y	Y	Y	Y	Y
20	Y	Y	Y	Y	Y	Y
21	Y	Y	Y	Y	Y	Y
22	Y	Y	Y	Y	Y	Y
23	Y	Y	Y	Y	Y	Y
24	Y	Y	Y	Y	Y	Y
25	Y	Y	Y	Y	Y	Y
26	Y	Y	Y	Y	Y	Y
27	Y	Y	Y	Y	Y	Y
28	Y	Y	Y	Y	Y	Y
29	Y	Y	Y	Y	Y	Y
30	Y	Y	Y	Y	Y	Y
Trial of Detection	**30/30**	**30/30**	**30/30**	**30/30**	**30/30**	**30/30**
Probability (%)	**100%**	**100%**	**100%**	**100%**	**100%**	**100%**
Limit (%)	≥ 60%	≥ 60%	≥ 60%	≥ 60%	≥ 80%	≥ 70%
Average Probability of Radar Type 1~4 (%)			**100%** (≥ 80%)			

<40MHz /5510MHz>

(Detection = Y, No Detection = N)						
Trial Number	**Type 1**	**Type 2**	**Type 3**	**Type 4**	**Type 5**	**Type 6**
1	Y	Y	Y	Y	Y	Y
2	Y	Y	Y	Y	Y	Y
3	Y	Y	Y	Y	Y	Y
4	Y	Y	Y	Y	Y	Y
5	Y	Y	Y	Y	Y	Y
6	Y	Y	Y	Y	Y	Y
7	Y	Y	Y	Y	Y	Y
8	Y	Y	Y	Y	Y	Y
9	Y	Y	Y	Y	Y	Y
10	Y	Y	Y	Y	Y	Y
11	Y	Y	Y	Y	Y	Y
12	Y	Y	Y	Y	Y	Y
13	Y	Y	Y	Y	Y	Y
14	Y	Y	Y	Y	Y	Y
15	Y	Y	Y	Y	Y	Y
16	Y	Y	Y	Y	Y	Y
17	Y	Y	Y	Y	Y	Y
18	Y	Y	Y	Y	Y	Y
19	Y	Y	Y	Y	Y	Y
20	Y	Y	Y	Y	Y	Y
21	Y	Y	Y	Y	Y	Y
22	Y	Y	Y	Y	Y	Y
23	Y	Y	Y	Y	Y	Y
24	Y	Y	Y	Y	Y	Y
25	Y	Y	Y	Y	Y	Y
26	Y	Y	Y	Y	Y	Y
27	Y	Y	Y	Y	Y	Y
28	Y	Y	Y	Y	Y	Y
29	Y	Y	Y	Y	Y	Y
30	Y	Y	Y	Y	Y	Y
Trial of Detection	**30/30**	**30/30**	**30/30**	**30/30**	**30/30**	**30/30**
Probability (%)	**100%**	**100%**	**100%**	**100%**	**100%**	**100%**
Limit (%)	≥ 60%	≥ 60%	≥ 60%	≥ 60%	≥ 80%	≥ 70%
Average Probability of Radar Type 1~4 (%)			**100%** (≥ 80%)			

<80MHz /5530MHz>

(Detection = Y, No Detection = N)						
Trial Number	**Type 1**	**Type 2**	**Type 3**	**Type 4**	**Type 5**	**Type 6**
1	Y	Y	Y	Y	Y	Y
2	Y	Y	Y	Y	Y	Y
3	Y	Y	Y	Y	Y	Y
4	Y	Y	Y	Y	Y	Y
5	Y	Y	Y	Y	Y	Y
6	Y	Y	Y	Y	Y	Y
7	Y	Y	Y	Y	Y	Y
8	Y	Y	Y	Y	Y	Y
9	Y	Y	Y	Y	Y	Y
10	Y	Y	Y	Y	Y	Y
11	Y	Y	Y	Y	Y	Y
12	Y	Y	Y	Y	Y	Y
13	Y	Y	Y	Y	Y	Y
14	Y	Y	Y	Y	Y	Y
15	Y	Y	Y	Y	Y	Y
16	Y	Y	Y	Y	Y	Y
17	Y	Y	Y	Y	Y	Y
18	Y	Y	Y	Y	Y	Y
19	Y	Y	Y	Y	Y	Y
20	Y	Y	Y	Y	Y	Y
21	Y	Y	Y	Y	Y	Y
22	Y	Y	Y	Y	Y	Y
23	Y	Y	Y	Y	Y	Y
24	Y	Y	Y	Y	Y	Y
25	Y	Y	Y	Y	Y	Y
26	Y	Y	Y	Y	Y	Y
27	Y	Y	Y	Y	Y	Y
28	Y	Y	Y	Y	Y	Y
29	Y	Y	Y	Y	Y	Y
30	Y	Y	Y	Y	Y	Y
Trial of Detection	**30/30**	**30/30**	**30/30**	**30/30**	**30/30**	**30/30**
Probability (%)	**100%**	**100%**	**100%**	**100%**	**100%**	**100%**
Limit (%)	≥ 60%	≥ 60%	≥ 60%	≥ 60%	≥ 80%	≥ 70%
Average Probability of Radar Type 1~4 (%)			**100%** (≥ 80%)			

<160MHz /5570MHz>

(Detection = Y, No Detection = N)						
Trial Number	**Type 1**	**Type 2**	**Type 3**	**Type 4**	**Type 5**	**Type 6**
1	Y	Y	Y	Y	Y	Y
2	Y	Y	Y	Y	Y	Y
3	Y	Y	Y	Y	Y	Y
4	Y	Y	Y	Y	Y	Y
5	Y	Y	Y	Y	Y	Y
6	Y	Y	Y	Y	Y	Y
7	Y	Y	Y	Y	Y	Y
8	Y	Y	Y	Y	Y	Y
9	Y	Y	Y	Y	Y	Y
10	Y	Y	Y	Y	Y	Y
11	Y	Y	Y	Y	Y	Y
12	Y	Y	Y	Y	Y	Y
13	Y	Y	Y	Y	Y	Y
14	Y	Y	Y	Y	Y	Y
15	Y	Y	Y	Y	Y	Y
16	Y	Y	Y	Y	Y	Y
17	Y	Y	Y	Y	Y	Y
18	Y	Y	Y	Y	Y	Y
19	Y	Y	Y	Y	Y	Y
20	Y	Y	Y	Y	Y	Y
21	Y	Y	Y	Y	Y	Y
22	Y	Y	Y	Y	Y	Y
23	Y	Y	Y	Y	Y	Y
24	Y	Y	Y	Y	Y	Y
25	Y	Y	Y	Y	Y	Y
26	Y	Y	Y	Y	Y	Y
27	Y	Y	Y	Y	Y	Y
28	Y	Y	Y	Y	Y	Y
29	Y	Y	Y	Y	Y	Y
30	Y	Y	Y	Y	Y	Y
Trial of Detection	**30/30**	**30/30**	**30/30**	**30/30**	**30/30**	**30/30**
Probability (%)	**100%**	**100%**	**100%**	**100%**	**100%**	**100%**
Limit (%)	≥ 60%	≥ 60%	≥ 60%	≥ 60%	≥ 80%	≥ 70%
Average Probability of Radar Type 1~4 (%)			**100%** (≥ 80%)			

4 List of Measuring Equipment

Instrument	Brand Name	Model No.	Serial No.	Characteristics	Calibration Date	Test Date	Due Date	Remark
Signal Generator	Keysight	N5182B	MY56200377	9kHz~6GHz	Apr. 18, 2024	Apr. 15, 2025	Apr. 17, 2025	DFS (DF02-HY)
Signal Generator	Keysight	N5182B	MY56200377	9kHz~6GHz	Apr. 17, 2025	May 02, 2025	Apr. 16, 2026	DFS (DF02-HY)
Spectrum Analyzer	Rohde & Schwarz	FSV3013	101549	10Hz~13.6GHz	Jan. 20, 2025	Apr. 15, 2025 ~ May 02, 2025	Jan. 19, 2026	DFS (DF02-HY)
Power Divider	Woken	2Way Divider	DCMB1KW7A1	0.5GHz-18GHz	Calibration from System	Apr. 15, 2025 ~ May 02, 2025	Calibration from System	DFS (DF02-HY)
Power Divider	Woken	2Way Divider	DCMB1KW7A2	0.5GHz-18GHz	Calibration from System	Apr. 15, 2025 ~ May 02, 2025	Calibration from System	DFS (DF02-HY)
Power Divider	Woken	3Way SMA Power Divder Rated to 20W	STI08-0010(#2)	2GHz-8GHz	Calibration from System	Apr. 15, 2025 ~ May 02, 2025	Calibration from System	DFS (DF02-HY)
RF Cable	EM	SFL402	EM-30cm-#8	30kHz~18GHz	Calibration from System	Apr. 15, 2025 ~ May 02, 2025	Calibration from System	DFS (DFS02-HY)
RF Cable	MTJ Cooperstion	SBF405-105F LEX	MTJ-30cm-02	30 kHz~18GHz	Calibration from System	Apr. 15, 2025 ~ May 02, 2025	Calibration from System	DFS (DF02-HY)
RF Cable	MTJ Cooperstion	SBF405-105F LEX	MTJ-30cm-03	30 kHz~18GHz	Calibration from System	Apr. 15, 2025 ~ May 02, 2025	Calibration from System	DFS (DF02-HY)
RF Cable	MTJ Cooperstion	SBF405-105F LEX	MTJ-30cm-04	30 kHz~18GHz	Calibration from System	Apr. 15, 2025 ~ May 02, 2025	Calibration from System	DFS (DF02-HY)
RF Cable	EST	SLF405_100cm	#7	30 kHz~18GHz	Calibration from System	Apr. 15, 2025 ~ May 02, 2025	Calibration from System	DFS (DF02-HY)
RF Cable	EST	SLF405_100cm	#8	30 kHz~18GHz	Calibration from System	Apr. 15, 2025 ~ May 02, 2025	Calibration from System	DFS (DF02-HY)
RF Cable	Woken	S05(100cm)	161202-04	30 kHz~18GHz	Calibration from System	Apr. 15, 2025 ~ May 02, 2025	Calibration from System	DFS (DF02-HY)
RF Cable	Woken	S05(100cm)	161202-05	30 kHz~18GHz	Calibration from System	Apr. 15, 2025 ~ May 02, 2025	Calibration from System	DFS (DF02-HY)
RF Cable	MVE	SPF141	MVE-150cm-01	30 kHz~18GHz	Calibration from System	Apr. 15, 2025 ~ May 02, 2025	Calibration from System	DFS (DF02-HY)

Appendix A. Radar Parameters

Report Number : FZ4N2610

DFS Radar Parameters
FCC Radar Type 1
Channel 100 Bandwidth 20MHz

Trial #	Pulse Repetition Frequency Number (1 to 23)	Pulse Repetition Frequency (Pulses Per Second)	Pulse Repetition Interval (Microseconds)	Detection (Yes / No)
1	6	1618.12	618	Yes
2	10	1432.66	698	Yes
3	9	1474.93	678	Yes
4	7	1567.40	638	Yes
5	19	1138.95	878	Yes
6	17	1193.32	838	Yes
7	8	1519.76	658	Yes
8	16	1222.49	818	Yes
9	13	1319.26	758	Yes
10	23	326.16	3066	Yes
11	3	1792.11	558	Yes
12	20	1113.59	898	Yes
13	21	1089.32	918	Yes
14	15	1253.13	798	Yes
15	18	1165.50	858	Yes
16		678.43	1474	Yes
17		571.43	1750	Yes
18		378.21	2644	Yes
19		495.29	2019	Yes
20		719.42	1390	Yes
21		657.46	1521	Yes
22		487.09	2053	Yes
23		596.66	1676	Yes
24		336.02	2976	Yes
25		359.84	2779	Yes
26		661.38	1512	Yes
27		1272.26	786	Yes
28		516.00	1938	Yes
29		482.63	2072	Yes
30		738.55	1354	Yes

DFS Radar Parameters
FCC Radar Type 2
Channel 100 Bandwidth 20MHz

Trial #	Number Pulses per Burst	Pulse Width (Microseconds)	Pulse Repetition Interval (Microseconds)	Detection (Yes / No)
1	25	2.50	162	Yes
2	23	1.30	168	Yes
3	25	2.30	221	Yes
4	28	4.30	228	Yes
5	29	4.60	179	Yes
6	26	3.20	178	Yes
7	23	1.00	216	Yes
8	27	3.40	218	Yes
9	26	3.20	198	Yes
10	24	1.60	213	Yes
11	25	2.50	197	Yes
12	29	4.70	210	Yes
13	25	2.20	209	Yes
14	26	2.80	184	Yes
15	27	3.60	226	Yes
16	25	2.50	155	Yes
17	27	3.50	205	Yes
18	29	4.70	170	Yes
19	26	2.90	187	Yes
20	29	4.50	204	Yes
21	28	4.30	188	Yes
22	28	4.50	180	Yes
23	23	1.40	190	Yes
24	24	1.70	194	Yes
25	28	4.10	157	Yes
26	26	2.70	203	Yes
27	29	4.70	200	Yes
28	23	1.10	217	Yes
29	27	3.70	176	Yes
30	29	4.70	227	Yes

DFS Radar Parameters
FCC Radar Type 3
Channel 100 Bandwidth 20MHz

Trial #	Number Pulses per Burst	Pulse Width (Microseconds)	Pulse Repetition Interval (Microseconds)	Detection (Yes / No)
1	17	7.50	490	Yes
2	16	6.30	450	Yes
3	16	7.30	358	Yes
4	18	9.30	201	Yes
5	18	9.60	219	Yes
6	17	8.20	471	Yes
7	16	6.00	251	Yes
8	17	8.40	271	Yes
9	17	8.20	500	Yes
10	16	6.60	486	Yes
11	17	7.50	234	Yes
12	18	9.70	390	Yes
13	16	7.20	372	Yes
14	17	7.80	297	Yes
15	17	8.60	369	Yes
16	17	7.50	388	Yes
17	17	8.50	394	Yes
18	18	9.70	236	Yes
19	17	7.90	463	Yes
20	18	9.50	284	Yes
21	18	9.30	451	Yes
22	18	9.50	313	Yes
23	16	6.40	480	Yes
24	16	6.70	476	Yes
25	18	9.10	370	Yes
26	17	7.70	217	Yes
27	18	9.70	345	Yes
28	16	6.10	454	Yes
29	17	8.70	357	Yes
30	18	9.70	241	Yes

DFS Radar Parameters
FCC Radar Type 4
Channel 100 Bandwidth 20MHz

Trial #	Number Pulses per Burst	Pulse Width (Microseconds)	Pulse Repetition Interval (Microseconds)	Detection (Yes / No)
1	13	14.40	490	Yes
2	12	11.70	450	Yes
3	13	13.90	358	Yes
4	16	18.40	201	Yes
5	16	19.00	219	Yes
6	14	16.00	471	Yes
7	12	11.10	251	Yes
8	14	16.40	271	Yes
9	14	16.00	500	Yes
10	12	12.30	486	Yes
11	13	14.30	234	Yes
12	16	19.20	390	Yes
13	13	13.70	372	Yes
14	14	15.00	297	Yes
15	15	16.90	369	Yes
16	13	14.50	388	Yes
17	15	16.70	394	Yes
18	16	19.40	236	Yes
19	14	15.40	463	Yes
20	16	18.90	284	Yes
21	16	18.50	451	Yes
22	16	18.70	313	Yes
23	12	11.90	480	Yes
24	12	12.60	476	Yes
25	15	18.10	370	Yes
26	14	14.90	217	Yes
27	16	19.20	345	Yes
28	12	11.40	454	Yes
29	15	17.00	357	Yes
30	16	19.20	241	Yes

DFS Radar Parameters
FCC Radar Type 5
Channel 100 Bandwidth 20MHz

Trial Number:			1			Detection (Yes/No)
Number of Bursts in Trial:			12			
Chirp Center Frequency:			5290			Yes
Burst	Number of Pulses	Pulse Width (Microseconds)	Chirp Width (MHz)	Pulse 1-to-2 Spacing (µsec)	Pulse 2-to-3 Spacing (µsec)	Starting Location Within Interval (µsec)
1	2	69.1	11	1060	-	622807
2	1	54.3	11	-	-	865602
3	1	66.1	11	-	-	109369
4	3	90.9	11	1133	1039	350735
5	3	94	11	1441	1648	591763
6	2	77.7	11	1138	-	835105
7	1	50.6	11	-	-	79622
8	2	80	11	1523	-	321360
9	2	77.9	11	1424	-	563056
10	1	57.6	11	-	-	806417
11	2	68.5	11	1933	-	49670
12	3	95.5	11	1449	1921	290881
13						
14						
15						
16						
17						
18						
19						
20						

Trial Number:			2			Detection (Yes/No)
Number of Bursts in Trial:			9			
Chirp Center Frequency:			5290			Yes
Burst	Number of Pulses	Pulse Width (Microseconds)	Chirp Width (MHz)	Pulse 1-to-2 Spacing (µsec)	Pulse 2-to-3 Spacing (µsec)	Starting Location Within Interval (µsec)
1	1	65.2	6	-	-	712214
2	2	72.2	6	1832	-	1034314
3	2	82.8	6	1335	-	26550
4	2	69.4	6	1736	-	349231
5	2	81.4	6	1659	-	671745
6	3	96.3	6	1620	1558	993536
7	2	74.3	6	1260	-	1316934
8	3	93.7	6	1299	1664	309187
9	3	91.2	6	1036	1106	631983
10						
11						
12						
13						
14						
15						
16						
17						
18						
19						
20						

DFS Radar Parameters
FCC Radar Type 5
Channel 100 Bandwidth 20MHz

Trial Number:			3			Detection (Yes/No)
Number of Bursts in Trial:			12			
Chirp Center Frequency:			5290			Yes
Burst	Number of Pulses	Pulse Width (Microseconds)	Chirp Width (MHz)	Pulse 1-to-2 Spacing (µsec)	Pulse 2-to-3 Spacing (µsec)	Starting Location Within Interval (µsec)
1	3	92.8	10	1257	1103	714595
2	1	54.9	10	-	-	959069
3	1	58.8	10	-	-	202464
4	3	89	10	1389	1227	443224
5	2	71.9	10	1777	-	685726
6	3	95.3	10	1394	1889	925899
7	1	52.4	10	-	-	172537
8	2	83.1	10	1959	-	413965
9	3	95.3	10	1960	1352	654530
10	3	91.9	10	1029	1253	896667
11	3	83.7	10	1967	1915	142176
12	2	71.4	10	1894	-	384347
13						
14						
15						
16						
17						
18						
19						
20						

Trial Number:			4			Detection (Yes/No)
Number of Bursts in Trial:			18			
Chirp Center Frequency:			5290			Yes
Burst	Number of Pulses	Pulse Width (Microseconds)	Chirp Width (MHz)	Pulse 1-to-2 Spacing (µsec)	Pulse 2-to-3 Spacing (µsec)	Starting Location Within Interval (µsec)
1	3	83.6	18	1591	1413	416022
2	2	72.4	18	1152	-	578462
3	1	54.1	18	-	-	75208
4	3	87.3	18	1700	1207	235363
5	2	81	18	1347	-	397134
6	1	53.7	18	-	-	559366
7	1	57.7	18	-	-	55380
8	2	78.5	18	1536	-	216168
9	2	68.5	18	1417	-	377281
10	1	55	18	-	-	539656
11	1	61.6	18	-	-	35499
12	2	69.2	18	1515	-	196509
13	1	61.9	18	-	-	358240
14	3	92.5	18	1258	1481	517719
15	3	85.2	18	1599	1416	15551
16	2	80.6	18	1225	-	176741
17	3	96.6	18	1174	1508	336869
18	2	69.2	18	1328	-	498252
19						
20						

DFS Radar Parameters
FCC Radar Type 5
Channel 100 Bandwidth 20MHz

Trial Number:			5			Detection (Yes/No)
Number of Bursts in Trial:			19			
Chirp Center Frequency:			5290			Yes
Burst	Number of Pulses	Pulse Width (Microseconds)	Chirp Width (MHz)	Pulse 1-to-2 Spacing (µsec)	Pulse 2-to-3 Spacing (µsec)	Starting Location Within Interval (µsec)
1	1	61.4	19	-	-	626237
2	2	73.4	19	1752	-	148312
3	3	99	19	1613	1283	300253
4	2	83	19	1719	-	453225
5	2	76.3	19	1550	-	605782
6	3	99.4	19	1044	1273	129433
7	1	57.3	19	-	-	282758
8	1	51.8	19	-	-	435894
9	2	72.1	19	1312	-	587580
10	2	82.5	19	1130	-	110881
11	3	98.3	19	1793	1345	262710
12	3	97	19	1237	1332	415329
13	2	82.6	19	1057	-	568345
14	1	65.8	19	-	-	92350
15	3	84.8	19	1050	1605	244233
16	2	74.1	19	1208	-	397346
17	2	81.6	19	1726	-	549068
18	3	99.8	19	1037	1386	73193
19	2	78.7	19	1434	-	225882
20						

Trial Number:			6			Detection (Yes/No)
Number of Bursts in Trial:			15			
Chirp Center Frequency:			5290			Yes
Burst	Number of Pulses	Pulse Width (Microseconds)	Chirp Width (MHz)	Pulse 1-to-2 Spacing (µsec)	Pulse 2-to-3 Spacing (µsec)	Starting Location Within Interval (µsec)
1	2	82.2	13	1154	-	479938
2	1	50.3	13	-	-	674391
3	3	92.5	13	1246	1043	69064
4	1	66.5	13	-	-	262798
5	1	65.1	13	-	-	456505
6	2	72.6	13	1744	-	648485
7	3	87.8	13	1365	1150	45311
8	3	93.4	13	1873	1996	237898
9	3	89.7	13	1017	1356	431750
10	2	77	13	1412	-	625227
11	2	79.5	13	1999	-	21532
12	1	60.1	13	-	-	215257
13	2	71.9	13	1067	-	408145
14	3	86.5	13	1500	1336	600097
15	2	76.1	13	1931	-	794420
16						
17						
18						
19						
20						

Report Number : FZ4N2610

DFS Radar Parameters
FCC Radar Type 5
Channel 100 Bandwidth 20MHz

Trial Number:			7			Detection (Yes/No)
Number of Bursts in Trial:			8			
Chirp Center Frequency:			5290			Yes
Burst	Number of Pulses	Pulse Width (Microseconds)	Chirp Width (MHz)	Pulse 1-to-2 Spacing (µsec)	Pulse 2-to-3 Spacing (µsec)	Starting Location Within Interval (µsec)
1	2	80.5	5	1073	-	359025
2	1	60.2	5	-	-	722699
3	2	72.4	5	1812	-	1084698
4	1	50.6	5	-	-	1449476
5	3	96.2	5	1229	1430	313752
6	1	54.7	5	-	-	677752
7	2	79.9	5	1660	-	1040132
8	2	79.2	5	1390	-	1403464
9						
10						
11						
12						
13						
14						
15						
16						
17						
18						
19						
20						

Trial Number:			8			Detection (Yes/No)
Number of Bursts in Trial:			15			
Chirp Center Frequency:			5290			Yes
Burst	Number of Pulses	Pulse Width (Microseconds)	Chirp Width (MHz)	Pulse 1-to-2 Spacing (µsec)	Pulse 2-to-3 Spacing (µsec)	Starting Location Within Interval (µsec)
1	2	81.6	14	1884	-	143284
2	2	75.3	14	1886	-	336365
3	2	80.3	14	1316	-	530177
4	2	71.6	14	1287	-	723746
5	2	72.4	14	1803	-	119592
6	3	95.9	14	1203	1221	312717
7	3	84.4	14	1641	1457	505126
8	3	87.9	14	1271	1158	699028
9	1	60.8	14	-	-	95944
10	3	85.4	14	1267	1662	288489
11	1	51.9	14	-	-	483143
12	1	64.4	14	-	-	677159
13	2	68.9	14	1547	-	71940
14	2	68.9	14	1182	-	265542
15	1	56.9	14	-	-	459651
16						
17						
18						
19						
20						

DFS Radar Parameters
FCC Radar Type 5
Channel 100 Bandwidth 20MHz

Trial Number:			9			Detection (Yes/No)
Number of Bursts in Trial:			15			
Chirp Center Frequency:			5290			Yes
Burst	Number of Pulses	Pulse Width (Microseconds)	Chirp Width (MHz)	Pulse 1-to-2 Spacing (µsec)	Pulse 2-to-3 Spacing (µsec)	Starting Location Within Interval (µsec)
1	3	83.9	13	1482	1582	650594
2	1	60.3	13	-	-	48283
3	3	88.6	13	1681	1501	240825
4	1	56	13	-	-	435482
5	2	67.6	13	1143	-	628532
6	2	74.8	13	1176	-	24382
7	3	92.6	13	1032	1436	217326
8	2	72.3	13	1622	-	410645
9	2	76.4	13	1300	-	604199
10	1	60.4	13	-	-	556
11	1	56.5	13	-	-	194157
12	3	85.3	13	1787	1685	386413
13	2	74.5	13	1228	-	580841
14	1	51.7	13	-	-	775079
15	2	80.9	13	1709	-	169984
16						
17						
18						
19						
20						

Trial Number:			10			Detection (Yes/No)
Number of Bursts in Trial:			9			
Chirp Center Frequency:			5290			Yes
Burst	Number of Pulses	Pulse Width (Microseconds)	Chirp Width (MHz)	Pulse 1-to-2 Spacing (µsec)	Pulse 2-to-3 Spacing (µsec)	Starting Location Within Interval (µsec)
1	1	53.6	7	-	-	607378
2	2	74	7	1691	-	929197
3	1	52.2	7	-	-	1253191
4	2	71.2	7	1997	-	243935
5	1	60.9	7	-	-	567382
6	3	91.2	7	1485	1765	888385
7	3	84.9	7	1418	1688	1210284
8	1	51	7	-	-	204559
9	1	65.3	7	-	-	527656
10						
11						
12						
13						
14						
15						
16						
17						
18						
19						
20						

DFS Radar Parameters
FCC Radar Type 5
Channel 100 Bandwidth 20MHz

Trial Number:			11			Detection (Yes/No)
Number of Bursts in Trial:			12			
Chirp Center Frequency:			5258			Yes
Burst	Number of Pulses	Pulse Width (Microseconds)	Chirp Width (MHz)	Pulse 1-to-2 Spacing (µsec)	Pulse 2-to-3 Spacing (µsec)	Starting Location Within Interval (µsec)
1	3	97.6	10	1929	1085	635568
2	1	55.2	10	-	-	879487
3	3	89.2	10	1634	1596	123197
4	2	68.6	10	1012	-	365343
5	2	74.7	10	1772	-	606659
6	2	70	10	1973	-	847989
7	2	72.1	10	1811	-	93517
8	1	57.1	10	-	-	336020
9	1	61.5	10	-	-	578163
10	1	53.3	10	-	-	820597
11	3	88.5	10	1864	1313	63651
12	3	90.3	10	1387	1055	305181
13						
14						
15						
16						
17						
18						
19						
20						

Trial Number:			12			Detection (Yes/No)
Number of Bursts in Trial:			19			
Chirp Center Frequency:			5259			Yes
Burst	Number of Pulses	Pulse Width (Microseconds)	Chirp Width (MHz)	Pulse 1-to-2 Spacing (µsec)	Pulse 2-to-3 Spacing (µsec)	Starting Location Within Interval (µsec)
1	1	57.5	19	-	-	345912
2	3	98.7	19	1125	1018	497064
3	1	62.3	19	-	-	21475
4	1	54.4	19	-	-	174400
5	3	89.1	19	1663	1111	325454
6	1	53	19	-	-	479708
7	1	53.8	19	-	-	2669
8	1	61.2	19	-	-	155369
9	1	65.9	19	-	-	308189
10	1	60.5	19	-	-	460816
11	1	59.9	19	-	-	614058
12	3	86.1	19	1952	1294	135918
13	2	80	19	1320	-	289094
14	2	81.8	19	1041	-	441900
15	2	77.9	19	1145	-	593998
16	1	62.1	19	-	-	117775
17	3	97.7	19	1255	1185	269573
18	1	58	19	-	-	423191
19	1	65.7	19	-	-	576006
20						

DFS Radar Parameters
FCC Radar Type 5
Channel 100 Bandwidth 20MHz

Trial Number:			13			Detection (Yes/No)
Number of Bursts in Trial:			11			
Chirp Center Frequency:			5257			Yes
Burst	Number of Pulses	Pulse Width (Microseconds)	Chirp Width (MHz)	Pulse 1-to-2 Spacing (µsec)	Pulse 2-to-3 Spacing (µsec)	Starting Location Within Interval (µsec)
1	3	99	9	1034	1127	170838
2	1	59.3	9	-	-	435392
3	2	73.3	9	1655	-	698620
4	1	58.4	9	-	-	963991
5	1	62.4	9	-	-	138644
6	3	85.6	9	1539	1535	401563
7	2	74	9	1395	-	666071
8	3	97.6	9	1005	1509	929270
9	1	56.4	9	-	-	106083
10	3	88.4	9	1544	1187	369278
11	3	99.4	9	1360	1966	632710
12						
13						
14						
15						
16						
17						
18						
19						
20						

Trial Number:			14			Detection (Yes/No)
Number of Bursts in Trial:			13			
Chirp Center Frequency:			5255			Yes
Burst	Number of Pulses	Pulse Width (Microseconds)	Chirp Width (MHz)	Pulse 1-to-2 Spacing (µsec)	Pulse 2-to-3 Spacing (µsec)	Starting Location Within Interval (µsec)
1	2	73.8	12	1358	-	759055
2	2	71.1	12	1167	-	62125
3	1	63.3	12	-	-	285746
4	3	90.6	12	1667	1247	507648
5	3	96.2	12	1567	1608	730003
6	2	75.3	12	1216	-	34655
7	3	90	12	1293	1142	257543
8	2	66.7	12	1694	-	480798
9	2	71.8	12	1527	-	703797
10	3	88.2	12	1585	1364	7135
11	2	81	12	1689	-	230257
12	3	89.9	12	1955	1818	452114
13	3	99.5	12	1760	1974	674820
14						
15						
16						
17						
18						
19						
20						

Report Number : FZ4N2610

DFS Radar Parameters
FCC Radar Type 5
Channel 100 Bandwidth 20MHz

Trial Number:			15			Detection (Yes/No)
Number of Bursts in Trial:			16			
Chirp Center Frequency:			5259			Yes
Burst	Number of Pulses	Pulse Width (Microseconds)	Chirp Width (MHz)	Pulse 1-to-2 Spacing (µsec)	Pulse 2-to-3 Spacing (µsec)	Starting Location Within Interval (µsec)
1	3	87.1	15	1218	1135	729546
2	3	95.4	15	1947	1771	164192
3	1	53.1	15	-	-	346474
4	3	88.7	15	1556	1791	525418
5	3	93	15	1604	1340	706432
6	3	92.1	15	1935	1516	141935
7	1	59.9	15	-	-	324297
8	1	59.5	15	-	-	505670
9	1	53.5	15	-	-	687161
10	3	87.7	15	1581	1108	119815
11	3	89.5	15	1590	1369	300640
12	2	81	15	1031	-	482648
13	3	84.3	15	1265	1393	662144
14	3	90.2	15	1628	1949	97384
15	3	100	15	1090	1538	278510
16	2	68.8	15	1942	-	459844
17						
18						
19						
20						

Trial Number:			16			Detection (Yes/No)
Number of Bursts in Trial:			13			
Chirp Center Frequency:			5256			Yes
Burst	Number of Pulses	Pulse Width (Microseconds)	Chirp Width (MHz)	Pulse 1-to-2 Spacing (µsec)	Pulse 2-to-3 Spacing (µsec)	Starting Location Within Interval (µsec)
1	1	65	11	-	-	790841
2	1	55.4	11	-	-	92982
3	3	97.5	11	1419	1530	315677
4	2	72.8	11	1366	-	539268
5	1	66.5	11	-	-	763535
6	3	86.7	11	1183	1403	65303
7	3	88.8	11	1438	1071	288159
8	2	72.8	11	1650	-	511330
9	3	89.4	11	1104	1114	734173
10	3	85.7	11	1968	1391	37815
11	1	52.6	11	-	-	261422
12	2	72.2	11	1774	-	484210
13	2	80.9	11	1199	-	707269
14						
15						
16						
17						
18						
19						
20						

DFS Radar Parameters
FCC Radar Type 5
Channel 100 Bandwidth 20MHz

Trial Number:			17			Detection (Yes/No)
Number of Bursts in Trial:			16			
Chirp Center Frequency:			5259			Yes
Burst	Number of Pulses	Pulse Width (Microseconds)	Chirp Width (MHz)	Pulse 1-to-2 Spacing (µsec)	Pulse 2-to-3 Spacing (µsec)	Starting Location Within Interval (µsec)
1	3	86.2	15	1010	1629	8432
2	2	77.5	15	1019	-	189823
3	2	68	15	1301	-	371123
4	2	69.5	15	1738	-	552112
5	2	73.9	15	1361	-	733655
6	2	71.4	15	1976	-	167129
7	2	67	15	1078	-	348882
8	2	82.4	15	1317	-	529877
9	3	85.4	15	1598	1788	709200
10	1	54.5	15	-	-	145313
11	1	64.4	15	-	-	326991
12	2	78.5	15	1941	-	507247
13	3	89.9	15	1376	1653	687367
14	2	70.3	15	1506	-	122736
15	3	83.4	15	1435	1671	303325
16	2	73.8	15	1484	-	484865
17						
18						
19						
20						

Trial Number:			18			Detection (Yes/No)
Number of Bursts in Trial:			20			
Chirp Center Frequency:			5255			Yes
Burst	Number of Pulses	Pulse Width (Microseconds)	Chirp Width (MHz)	Pulse 1-to-2 Spacing (µsec)	Pulse 2-to-3 Spacing (µsec)	Starting Location Within Interval (µsec)
1	1	59.6	19	-	-	533479
2	1	61.9	19	-	-	80351
3	3	85.1	19	1712	1474	224234
4	3	90.1	19	1238	1193	369124
5	3	98	19	1686	1675	512735
6	1	56.8	19	-	-	62484
7	2	82.7	19	1415	-	207057
8	3	83.6	19	1951	1725	350461
9	2	67	19	1374	-	496572
10	2	82.9	19	1428	-	44565
11	1	50.3	19	-	-	189854
12	1	56.5	19	-	-	335181
13	2	80.4	19	1450	-	478898
14	3	99.4	19	1141	1261	26670
15	1	57.3	19	-	-	172005
16	3	89.4	19	1291	1865	315224
17	3	87.8	19	1913	1723	459521
18	2	78.6	19	1619	-	8856
19	2	67.3	19	1769	-	153477
20	1	60.2	19	-	-	299178

Report Number : FZ4N2610

DFS Radar Parameters
FCC Radar Type 5
Channel 100 Bandwidth 20MHz

Trial Number:			19			Detection (Yes/No)
Number of Bursts in Trial:			14			
Chirp Center Frequency:			5256			Yes
Burst	Number of Pulses	Pulse Width (Microseconds)	Chirp Width (MHz)	Pulse 1-to-2 Spacing (µsec)	Pulse 2-to-3 Spacing (µsec)	Starting Location Within Interval (µsec)
1	2	71.5	12	1707	-	634049
2	1	61.5	12	-	-	842444
3	1	60.3	12	-	-	194596
4	2	68.8	12	1421	-	401511
5	2	82.9	12	1137	-	608688
6	3	86.4	12	1649	1117	814199
7	2	79.7	12	1243	-	168759
8	1	50.9	12	-	-	376479
9	2	83.1	12	1670	-	582830
10	3	94.4	12	1048	1235	789360
11	2	76.6	12	1220	-	143311
12	1	66.4	12	-	-	351208
13	1	55.3	12	-	-	558653
14	3	99	12	1606	1463	763542
15						
16						
17						
18						
19						
20						

Trial Number:			20			Detection (Yes/No)
Number of Bursts in Trial:			19			
Chirp Center Frequency:			5255			Yes
Burst	Number of Pulses	Pulse Width (Microseconds)	Chirp Width (MHz)	Pulse 1-to-2 Spacing (µsec)	Pulse 2-to-3 Spacing (µsec)	Starting Location Within Interval (µsec)
1	2	79.7	18	1643	-	86637
2	2	73.8	18	1753	-	239173
3	2	67.6	18	1168	-	392082
4	2	82.2	18	1162	-	544404
5	2	83	18	1496	-	67913
6	2	79.4	18	1679	-	220451
7	3	94.8	18	1334	1359	372207
8	3	84.5	18	1862	1061	524082
9	1	52.4	18	-	-	49248
10	3	91	18	1912	1426	200934
11	2	71.1	18	1468	-	354246
12	1	60.5	18	-	-	507699
13	1	52	18	-	-	30410
14	3	86	18	1693	1357	182367
15	3	97.2	18	1110	1993	334167
16	2	75	18	1324	-	487736
17	3	90.8	18	1759	1805	11522
18	1	61.3	18	-	-	164446
19	1	52.9	18	-	-	316962
20						

DFS Radar Parameters
FCC Radar Type 5
Channel 100 Bandwidth 20MHz

Trial Number:			21			Detection (Yes/No)
Number of Bursts in Trial:			18			
Chirp Center Frequency:			5323			Yes
Burst	Number of Pulses	Pulse Width (Microseconds)	Chirp Width (MHz)	Pulse 1-to-2 Spacing (µsec)	Pulse 2-to-3 Spacing (µsec)	Starting Location Within Interval (µsec)
1	2	73.2	18	1820	-	494733
2	1	52.3	18	-	-	657997
3	3	98.1	18	1918	1014	153009
4	1	51.5	18	-	-	315235
5	1	66.3	18	-	-	476557
6	1	57.2	18	-	-	637343
7	1	61.5	18	-	-	133860
8	2	77.1	18	1577	-	294530
9	2	81.8	18	1721	-	455018
10	1	50.4	18	-	-	617532
11	2	72.7	18	1729	-	113607
12	1	56.3	18	-	-	275239
13	3	83.9	18	1402	1308	434666
14	1	51.2	18	-	-	597568
15	2	81.4	18	1958	-	93780
16	2	69.6	18	1458	-	254909
17	3	83.6	18	1754	1645	414879
18	2	71.8	18	1303	-	576683
19						
20						

Trial Number:			22			Detection (Yes/No)
Number of Bursts in Trial:			19			
Chirp Center Frequency:			5325			Yes
Burst	Number of Pulses	Pulse Width (Microseconds)	Chirp Width (MHz)	Pulse 1-to-2 Spacing (µsec)	Pulse 2-to-3 Spacing (µsec)	Starting Location Within Interval (µsec)
1	1	55.5	18	-	-	70227
2	3	95.6	18	1319	1654	221910
3	3	88	18	1992	1123	373825
4	1	65.4	18	-	-	528980
5	3	87.1	18	1455	1908	51153
6	1	59.1	18	-	-	204235
7	2	69.3	18	1016	-	356610
8	3	97.7	18	1518	1134	508076
9	2	72.4	18	1004	-	32556
10	3	84.4	18	1477	1583	184646
11	3	93.7	18	1703	1985	336319
12	1	53.7	18	-	-	491148
13	1	58	18	-	-	13811
14	1	53.6	18	-	-	166546
15	1	65.3	18	-	-	319246
16	1	63.4	18	-	-	472072
17	2	82.1	18	1541	-	623890
18	3	96.7	18	1171	1159	147363
19	2	81.7	18	1120	-	300018
20						

DFS Radar Parameters
FCC Radar Type 5
Channel 100 Bandwidth 20MHz

Trial Number:			23			Detection (Yes/No)
Number of Bursts in Trial:			9			
Chirp Center Frequency:			5321			Yes
Burst	Number of Pulses	Pulse Width (Microseconds)	Chirp Width (MHz)	Pulse 1-to-2 Spacing (µsec)	Pulse 2-to-3 Spacing (µsec)	Starting Location Within Interval (µsec)
1	2	72.2	6	1172	-	957557
2	1	51.2	6	-	-	1281246
3	2	75	6	1410	-	272272
4	2	71.5	6	1507	-	595104
5	1	52.2	6	-	-	918917
6	1	63	6	-	-	1241917
7	3	84	6	1814	1964	232161
8	2	79.8	6	1471	-	555060
9	3	84.7	6	1083	1298	877289
10						
11						
12						
13						
14						
15						
16						
17						
18						
19						
20						

Trial Number:			24			Detection (Yes/No)
Number of Bursts in Trial:			10			
Chirp Center Frequency:			5324			Yes
Burst	Number of Pulses	Pulse Width (Microseconds)	Chirp Width (MHz)	Pulse 1-to-2 Spacing (µsec)	Pulse 2-to-3 Spacing (µsec)	Starting Location Within Interval (µsec)
1	3	87.2	7	1903	1118	1078640
2	1	59.2	7	-	-	173653
3	2	70.7	7	1475	-	463640
4	1	66.4	7	-	-	755278
5	1	63.6	7	-	-	1045678
6	1	53.2	7	-	-	137886
7	3	85.2	7	1673	1979	427458
8	1	65.8	7	-	-	719496
9	1	65	7	-	-	1010183
10	1	57.7	7	-	-	102084
11						
12						
13						
14						
15						
16						
17						
18						
19						
20						

Report Number : FZ4N2610

DFS Radar Parameters
FCC Radar Type 5
Channel 100 Bandwidth 20MHz

Trial Number:			25			Detection (Yes/No)
Number of Bursts in Trial:			18			
Chirp Center Frequency:			5324			Yes
Burst	Number of Pulses	Pulse Width (Microseconds)	Chirp Width (MHz)	Pulse 1-to-2 Spacing (µsec)	Pulse 2-to-3 Spacing (µsec)	Starting Location Within Interval (µsec)
1	1	65.2	17	-	-	218031
2	3	89	17	1001	1432	377797
3	2	82.2	17	1853	-	539217
4	2	68.6	17	1222	-	36715
5	3	84.8	17	1575	1623	197063
6	2	77.1	17	1217	-	358955
7	3	83.5	17	1241	1610	518549
8	2	78	17	1563	-	16886
9	3	92.5	17	1926	1511	177465
10	2	69.1	17	1972	-	338779
11	3	91.1	17	1841	1266	498497
12	2	70.4	17	1063	-	661019
13	2	69.1	17	1348	-	158078
14	3	84.7	17	1191	1872	318039
15	3	88	17	1065	1548	479398
16	1	61.4	17	-	-	642148
17	2	70.5	17	1275	-	138328
18	2	80.6	17	1453	-	299123
19						
20						

Trial Number:			26			Detection (Yes/No)
Number of Bursts in Trial:			13			
Chirp Center Frequency:			5327			Yes
Burst	Number of Pulses	Pulse Width (Microseconds)	Chirp Width (MHz)	Pulse 1-to-2 Spacing (µsec)	Pulse 2-to-3 Spacing (µsec)	Starting Location Within Interval (µsec)
1	2	74	12	1868	-	637479
2	3	85.7	12	1327	1850	859519
3	1	52.4	12	-	-	164397
4	1	53.1	12	-	-	387881
5	2	79.4	12	1584	-	610348
6	3	84.7	12	1615	1181	832618
7	1	60.4	12	-	-	136847
8	1	63.1	12	-	-	360315
9	1	63.7	12	-	-	583877
10	2	77.2	12	1487	-	805751
11	3	90.2	12	1341	1601	108941
12	1	54.8	12	-	-	332929
13	2	68.5	12	1730	-	555354
14						
15						
16						
17						
18						
19						
20						

DFS Radar Parameters
FCC Radar Type 5
Channel 100 Bandwidth 20MHz

Trial Number:			27			Detection (Yes/No)
Number of Bursts in Trial:			19			
Chirp Center Frequency:			5322			Yes
Burst	Number of Pulses	Pulse Width (Microseconds)	Chirp Width (MHz)	Pulse 1-to-2 Spacing (µsec)	Pulse 2-to-3 Spacing (µsec)	Starting Location Within Interval (µsec)
1	3	99.5	19	1414	1277	531239
2	3	98.5	19	2000	1526	55639
3	2	74.4	19	1021	-	208341
4	2	81.4	19	1408	-	360981
5	3	92.7	19	1637	1683	511833
6	3	90.1	19	1624	1079	36945
7	2	82.6	19	1626	-	189333
8	3	90.2	19	1807	1780	340810
9	3	94.4	19	1239	1146	493474
10	2	68.7	19	1680	-	18226
11	3	85	19	1166	1998	170337
12	3	91.5	19	1682	1251	322483
13	1	60.6	19	-	-	476557
14	3	93.7	19	1767	1773	626389
15	2	66.8	19	1460	-	151807
16	3	90.2	19	1746	1148	303868
17	3	86	19	1635	1443	455580
18	2	78.5	19	1165	-	609487
19	1	52.2	19	-	-	133378
20						

Trial Number:			28			Detection (Yes/No)
Number of Bursts in Trial:			8			
Chirp Center Frequency:			5321			Yes
Burst	Number of Pulses	Pulse Width (Microseconds)	Chirp Width (MHz)	Pulse 1-to-2 Spacing (µsec)	Pulse 2-to-3 Spacing (µsec)	Starting Location Within Interval (µsec)
1	2	82.7	5	1830	-	679747
2	1	54.5	5	-	-	1044447
3	3	91.8	5	1128	1631	1405311
4	2	79.3	5	1070	-	272436
5	1	55.3	5	-	-	635912
6	1	62.1	5	-	-	999476
7	1	59.6	5	-	-	1362670
8	3	97.6	5	1837	1025	227301
9						
10						
11						
12						
13						
14						
15						
16						
17						
18						
19						
20						

DFS Radar Parameters
FCC Radar Type 5
Channel 100 Bandwidth 20MHz

Trial Number:			29			Detection (Yes/No)
Number of Bursts in Trial:			16			
Chirp Center Frequency:			5325			Yes
Burst	Number of Pulses	Pulse Width (Microseconds)	Chirp Width (MHz)	Pulse 1-to-2 Spacing (µsec)	Pulse 2-to-3 Spacing (µsec)	Starting Location Within Interval (µsec)
1	1	58.1	15	-	-	295141
2	2	71.7	15	1824	-	475438
3	1	63.4	15	-	-	658784
4	1	56.2	15	-	-	91405
5	3	87.9	15	1815	1834	271709
6	3	87.7	15	1087	1988	452854
7	1	50.5	15	-	-	636043
8	3	91.6	15	1652	1513	68761
9	2	72	15	1546	-	249963
10	3	94.7	15	1325	1080	430880
11	1	53.2	15	-	-	613802
12	3	95.3	15	1401	1099	46531
13	2	71.4	15	1847	-	227570
14	3	87.9	15	1263	1521	408214
15	3	90.5	15	1033	1169	589768
16	2	79.6	15	1304	-	24321
17						
18						
19						
20						

Trial Number:			30			Detection (Yes/No)
Number of Bursts in Trial:			19			
Chirp Center Frequency:			5322			Yes
Burst	Number of Pulses	Pulse Width (Microseconds)	Chirp Width (MHz)	Pulse 1-to-2 Spacing (µsec)	Pulse 2-to-3 Spacing (µsec)	Starting Location Within Interval (µsec)
1	2	66.9	19	1454	-	172993
2	2	67.5	19	1140	-	325639
3	1	61.6	19	-	-	479223
4	2	68.7	19	1534	-	1668
5	3	91	19	1902	1888	153444
6	3	93.7	19	1510	1023	305946
7	2	72.9	19	1431	-	458890
8	2	77.7	19	1170	-	611772
9	3	98.8	19	1922	1917	134905
10	3	88	19	1349	1259	287065
11	2	72.1	19	1405	-	440027
12	1	64	19	-	-	594434
13	1	57.7	19	-	-	116835
14	2	69.1	19	1212	-	268959
15	2	69.1	19	1574	-	421706
16	2	69.3	19	1058	-	573989
17	2	83	19	1531	-	97769
18	3	92.5	19	1792	1350	249498
19	2	74.5	19	1377	-	402744
20						

Report Number : FZ4N2610

DFS Radar Parameters
FCC Radar Type 1
Channel 102 Bandwidth 40MHz

Trial #	Pulse Repetition Frequency Number (1 to 23)	Pulse Repetition Frequency (Pulses Per Second)	Pulse Repetition Interval (Microseconds)	Detection (Yes / No)
1	6	1618.12	618	Yes
2	10	1432.66	698	Yes
3	9	1474.93	678	Yes
4	7	1567.40	638	Yes
5	19	1138.95	878	Yes
6	17	1193.32	838	Yes
7	8	1519.76	658	Yes
8	16	1222.49	818	Yes
9	13	1319.26	758	Yes
10	23	326.16	3066	Yes
11	3	1792.11	558	Yes
12	20	1113.59	898	Yes
13	21	1089.32	918	Yes
14	15	1253.13	798	Yes
15	18	1165.50	858	Yes
16		678.43	1474	Yes
17		571.43	1750	Yes
18		378.21	2644	Yes
19		495.29	2019	Yes
20		719.42	1390	Yes
21		657.46	1521	Yes
22		487.09	2053	Yes
23		596.66	1676	Yes
24		336.02	2976	Yes
25		359.84	2779	Yes
26		661.38	1512	Yes
27		1272.26	786	Yes
28		516.00	1938	Yes
29		482.63	2072	Yes
30		738.55	1354	Yes

DFS Radar Parameters
FCC Radar Type 2
Channel 102 Bandwidth 40MHz

Trial #	Number Pulses per Burst	Pulse Width (Microseconds)	Pulse Repetition Interval (Microseconds)	Detection (Yes / No)
1	25	2.50	162	Yes
2	23	1.30	168	Yes
3	25	2.30	221	Yes
4	28	4.30	228	Yes
5	29	4.60	179	Yes
6	26	3.20	178	Yes
7	23	1.00	216	Yes
8	27	3.40	218	Yes
9	26	3.20	198	Yes
10	24	1.60	213	Yes
11	25	2.50	197	Yes
12	29	4.70	210	Yes
13	25	2.20	209	Yes
14	26	2.80	184	Yes
15	27	3.60	226	Yes
16	25	2.50	155	Yes
17	27	3.50	205	Yes
18	29	4.70	170	Yes
19	26	2.90	187	Yes
20	29	4.50	204	Yes
21	28	4.30	188	Yes
22	28	4.50	180	Yes
23	23	1.40	190	Yes
24	24	1.70	194	Yes
25	28	4.10	157	Yes
26	26	2.70	203	Yes
27	29	4.70	200	Yes
28	23	1.10	217	Yes
29	27	3.70	176	Yes
30	29	4.70	227	Yes

DFS Radar Parameters
FCC Radar Type 3
Channel 102 Bandwidth 40MHz

Trial #	Number Pulses per Burst	Pulse Width (Microseconds)	Pulse Repetition Interval (Microseconds)	Detection (Yes / No)
1	17	7.50	490	Yes
2	16	6.30	450	Yes
3	16	7.30	358	Yes
4	18	9.30	201	Yes
5	18	9.60	219	Yes
6	17	8.20	471	Yes
7	16	6.00	251	Yes
8	17	8.40	271	Yes
9	17	8.20	500	Yes
10	16	6.60	486	Yes
11	17	7.50	234	Yes
12	18	9.70	390	Yes
13	16	7.20	372	Yes
14	17	7.80	297	Yes
15	17	8.60	369	Yes
16	17	7.50	388	Yes
17	17	8.50	394	Yes
18	18	9.70	236	Yes
19	17	7.90	463	Yes
20	18	9.50	284	Yes
21	18	9.30	451	Yes
22	18	9.50	313	Yes
23	16	6.40	480	Yes
24	16	6.70	476	Yes
25	18	9.10	370	Yes
26	17	7.70	217	Yes
27	18	9.70	345	Yes
28	16	6.10	454	Yes
29	17	8.70	357	Yes
30	18	9.70	241	Yes

DFS Radar Parameters
FCC Radar Type 4
Channel 102 Bandwidth 40MHz

Trial #	Number Pulses per Burst	Pulse Width (Microseconds)	Pulse Repetition Interval (Microseconds)	Detection (Yes / No)
1	13	14.40	490	Yes
2	12	11.70	450	Yes
3	13	13.90	358	Yes
4	16	18.40	201	Yes
5	16	19.00	219	Yes
6	14	16.00	471	Yes
7	12	11.10	251	Yes
8	14	16.40	271	Yes
9	14	16.00	500	Yes
10	12	12.30	486	Yes
11	13	14.30	234	Yes
12	16	19.20	390	Yes
13	13	13.70	372	Yes
14	14	15.00	297	Yes
15	15	16.90	369	Yes
16	13	14.50	388	Yes
17	15	16.70	394	Yes
18	16	19.40	236	Yes
19	14	15.40	463	Yes
20	16	18.90	284	Yes
21	16	18.50	451	Yes
22	16	18.70	313	Yes
23	12	11.90	480	Yes
24	12	12.60	476	Yes
25	15	18.10	370	Yes
26	14	14.90	217	Yes
27	16	19.20	345	Yes
28	12	11.40	454	Yes
29	15	17.00	357	Yes
30	16	19.20	241	Yes

DFS Radar Parameters
FCC Radar Type 5
Channel 102 Bandwidth 40MHz

Trial Number:			1			Detection (Yes/No)
Number of Bursts in Trial:			13			
Chirp Center Frequency:			5290			Yes
Burst	Number of Pulses	Pulse Width (Microseconds)	Chirp Width (MHz)	Pulse 1-to-2 Spacing (µsec)	Pulse 2-to-3 Spacing (µsec)	Starting Location Within Interval (µsec)
1	2	71.5	11	1178	1318	618504
2	2	82.3	11	1392	1503	841409
3	3	92	11	1335	1188	144144
4	3	87.5	11	1871	1181	366867
5	1	61	11	1889	-	591392
6	3	87.9	11	1480	1657	812710
7	3	88.1	11	1954	1620	116643
8	1	60.1	11	1233	-	340697
9	1	53.4	11	1549	-	564080
10	1	59.4	11	1663	-	787482
11	2	72.3	11	1278	1901	89393
12	2	79.4	11	1855	1023	312599
13	1	65.1	11	1057	-	536837
14						
15						
16						
17						
18						
19						
20						

Trial Number:			2			Detection (Yes/No)
Number of Bursts in Trial:			16			
Chirp Center Frequency:			5290			Yes
Burst	Number of Pulses	Pulse Width (Microseconds)	Chirp Width (MHz)	Pulse 1-to-2 Spacing (µsec)	Pulse 2-to-3 Spacing (µsec)	Starting Location Within Interval (µsec)
1	2	73.4	15	1725	1792	615678
2	1	56.9	15	1192	-	50397
3	3	90.1	15	1257	1276	231175
4	3	96.6	15	1516	1273	411845
5	1	53.2	15	1406	-	595055
6	3	92.5	15	1459	1439	27915
7	3	93.1	15	1422	1592	208744
8	3	89	15	1603	1266	389638
9	2	70.5	15	1607	1767	571186
10	3	91.9	15	1293	1136	5635
11	1	59.6	15	1184	-	187268
12	2	73.6	15	1648	1713	367807
13	2	71.5	15	1111	1279	549604
14	2	74.6	15	1718	1369	730242
15	1	59.8	15	1446	-	164840
16	3	93.3	15	1865	1398	344710
17						
18						
19						
20						

DFS Radar Parameters
FCC Radar Type 5
Channel 102 Bandwidth 40MHz

Trial Number:			3			Detection (Yes/No)
Number of Bursts in Trial:			18			
Chirp Center Frequency:			5290			Yes
Burst	Number of Pulses	Pulse Width (Microseconds)	Chirp Width (MHz)	Pulse 1-to-2 Spacing (µsec)	Pulse 2-to-3 Spacing (µsec)	Starting Location Within Interval (µsec)
1	1	55.3	18	1867	-	468866
2	1	50.9	18	1158	-	630773
3	3	93.9	18	1268	1626	126111
4	1	66.5	18	1049	-	288125
5	1	61.8	18	1988	-	448924
6	2	75.5	18	1801	1161	609235
7	3	96.7	18	1987	1215	106280
8	2	72.8	18	1071	1917	267459
9	2	71.5	18	1551	1589	428323
10	3	85.4	18	1879	1452	587339
11	2	71.4	18	1499	1309	86692
12	1	63.2	18	1615	-	248144
13	2	80	18	1345	1949	408406
14	3	86.9	18	1805	1672	567853
15	1	61.2	18	1113	-	67030
16	2	77.6	18	1690	1343	227789
17	1	62.8	18	1995	-	389349
18	1	51.9	18	1661	-	550830
19						
20						

Trial Number:			4			Detection (Yes/No)
Number of Bursts in Trial:			17			
Chirp Center Frequency:			5290			Yes
Burst	Number of Pulses	Pulse Width (Microseconds)	Chirp Width (MHz)	Pulse 1-to-2 Spacing (µsec)	Pulse 2-to-3 Spacing (µsec)	Starting Location Within Interval (µsec)
1	2	69.5	16	1024	1036	49858
2	2	70.3	16	1498	1698	220202
3	1	59.7	16	2000	-	391290
4	3	99.2	16	1026	1653	559888
5	2	67.8	16	1560	1337	28798
6	3	93	16	1736	1199	198805
7	1	60.1	16	1586	-	370480
8	1	59.7	16	1785	-	541141
9	1	50.9	16	1196	-	7816
10	3	90.5	16	1983	1129	177860
11	2	82.4	16	1996	1907	348290
12	1	63.9	16	1753	-	520130
13	3	89.5	16	1505	1815	687822
14	1	63.3	16	1823	-	157532
15	2	78.3	16	1537	1554	327697
16	2	66.8	16	1875	1994	497595
17	3	98.1	16	1103	1288	668209
18						
19						
20						

DFS Radar Parameters
FCC Radar Type 5
Channel 102 Bandwidth 40MHz

Trial Number:			5			Detection (Yes/No)
Number of Bursts in Trial:			10			
Chirp Center Frequency:			5290			Yes
Burst	Number of Pulses	Pulse Width (Microseconds)	Chirp Width (MHz)	Pulse 1-to-2 Spacing (µsec)	Pulse 2-to-3 Spacing (µsec)	Starting Location Within Interval (µsec)
1	1	58.4	8	1591	-	232340
2	2	78.4	8	1104	1052	522745
3	1	62.9	8	1242	-	813881
4	1	53.3	8	1974	-	1103943
5	3	97.9	8	1132	1472	196185
6	1	60.3	8	1301	-	487308
7	2	67.3	8	1814	1853	776494
8	2	75.1	8	1756	1378	1067118
9	2	67.8	8	1538	1246	160576
10	2	71	8	1679	1205	450901
11						
12						
13						
14						
15						
16						
17						
18						
19						
20						

Trial Number:			6			Detection (Yes/No)
Number of Bursts in Trial:			17			
Chirp Center Frequency:			5290			Yes
Burst	Number of Pulses	Pulse Width (Microseconds)	Chirp Width (MHz)	Pulse 1-to-2 Spacing (µsec)	Pulse 2-to-3 Spacing (µsec)	Starting Location Within Interval (µsec)
1	2	79.8	17	1116	1417	435506
2	1	58.9	17	1940	-	606601
3	3	83.6	17	1226	1665	73133
4	2	80.6	17	1750	1779	243564
5	2	82	17	1128	1793	414265
6	1	60.7	17	1641	-	585820
7	2	69.6	17	1195	1918	52269
8	1	55	17	1962	-	223078
9	3	89.5	17	1781	1416	392377
10	3	83.5	17	1604	1650	562280
11	1	56.2	17	1743	-	31336
12	2	83.2	17	1552	1473	201744
13	1	50.9	17	1306	-	373119
14	1	56.4	17	1980	-	543481
15	1	52.1	17	1003	-	10311
16	2	74.5	17	1426	1223	180843
17	1	56.2	17	1914	-	351767
18						
19						
20						

DFS Radar Parameters
FCC Radar Type 5
Channel 102 Bandwidth 40MHz

Trial Number:			7			Detection (Yes/No)
Number of Bursts in Trial:			17			
Chirp Center Frequency:			5290			Yes
Burst	Number of Pulses	Pulse Width (Microseconds)	Chirp Width (MHz)	Pulse 1-to-2 Spacing (µsec)	Pulse 2-to-3 Spacing (µsec)	Starting Location Within Interval (µsec)
1	3	90.5	17	1189	1078	521121
2	1	57.5	17	1748	-	693399
3	3	96	17	1469	1639	159277
4	1	58.1	17	1645	-	330862
5	3	84.9	17	1777	1021	499978
6	1	63.2	17	1091	-	672991
7	3	88.8	17	1418	1759	138382
8	1	52.8	17	1621	-	309834
9	3	99.3	17	1856	1468	478683
10	3	100	17	1197	1929	648717
11	3	98.7	17	1467	1826	117415
12	2	71.6	17	1606	1881	288030
13	1	60	17	1742	-	459522
14	3	92.5	17	1006	1840	627781
15	2	74	17	1286	1157	96837
16	3	100	17	1477	1674	266696
17	2	71.9	17	1731	1739	437410
18						
19						
20						

Trial Number:			8			Detection (Yes/No)
Number of Bursts in Trial:			10			
Chirp Center Frequency:			5290			Yes
Burst	Number of Pulses	Pulse Width (Microseconds)	Chirp Width (MHz)	Pulse 1-to-2 Spacing (µsec)	Pulse 2-to-3 Spacing (µsec)	Starting Location Within Interval (µsec)
1	2	80.3	8	1784	1261	1035673
2	1	50.7	8	1938	-	129136
3	2	67.3	8	1806	1546	419208
4	1	59.8	8	1298	-	710650
5	1	50.3	8	1723	-	1001019
6	1	53.1	8	1167	-	93404
7	2	69.8	8	1310	1072	383770
8	1	58.2	8	1277	-	674852
9	3	88.8	8	1066	1486	963226
10	3	83.4	8	1171	1099	57470
11						
12						
13						
14						
15						
16						
17						
18						
19						
20						

Report Number : FZ4N2610

DFS Radar Parameters
FCC Radar Type 5
Channel 102 Bandwidth 40MHz

Trial Number:			9			Detection (Yes/No)
Number of Bursts in Trial:			8			
Chirp Center Frequency:			5290			Yes
Burst	Number of Pulses	Pulse Width (Microseconds)	Chirp Width (MHz)	Pulse 1-to-2 Spacing (µsec)	Pulse 2-to-3 Spacing (µsec)	Starting Location Within Interval (µsec)
1	3	91.9	6	1304	1253	434541
2	2	75.3	6	1245	1200	798349
3	2	77.5	6	1494	1463	1161155
4	1	56.4	6	1435	-	27220
5	1	51.1	6	1460	-	390663
6	2	73.4	6	1145	1531	753494
7	1	54	6	1611	-	1117437
8	2	76.8	6	1945	1754	1478780
9						
10						
11						
12						
13						
14						
15						
16						
17						
18						
19						
20						

Trial Number:			10			Detection (Yes/No)
Number of Bursts in Trial:			10			
Chirp Center Frequency:			5290			Yes
Burst	Number of Pulses	Pulse Width (Microseconds)	Chirp Width (MHz)	Pulse 1-to-2 Spacing (µsec)	Pulse 2-to-3 Spacing (µsec)	Starting Location Within Interval (µsec)
1	2	67.5	8	1802	1697	276178
2	2	71.9	8	1285	1926	566503
3	1	62.9	8	1214	-	858192
4	3	95	8	1133	1613	1145729
5	3	95.8	8	1640	1389	240318
6	3	94.9	8	1887	1964	529645
7	2	77.8	8	1775	1088	821248
8	2	82.8	8	1599	1513	1111360
9	1	60.8	8	1093	-	205100
10	2	71	8	1702	1457	495019
11						
12						
13						
14						
15						
16						
17						
18						
19						
20						

DFS Radar Parameters
FCC Radar Type 5
Channel 102 Bandwidth 40MHz

Trial Number:			11			Detection (Yes/No)
Number of Bursts in Trial:			13			
Chirp Center Frequency:			5258			Yes
Burst	Number of Pulses	Pulse Width (Microseconds)	Chirp Width (MHz)	Pulse 1-to-2 Spacing (µsec)	Pulse 2-to-3 Spacing (µsec)	Starting Location Within Interval (µsec)
1	3	83.4	12	1543	1146	602834
2	2	79.5	12	1060	1028	827662
3	3	91	12	1019	1582	129713
4	2	82.3	12	1512	1585	353024
5	2	83.2	12	1594	1365	576234
6	2	79	12	1877	1073	799400
7	2	76.1	12	1009	1646	102465
8	1	51.3	12	1902	-	325963
9	1	57.1	12	1981	-	549330
10	3	96.5	12	1714	1738	769902
11	3	90.1	12	1025	1941	74817
12	1	54.4	12	1540	-	298561
13	2	76.2	12	1050	1151	521688
14						
15						
16						
17						
18						
19						
20						

Trial Number:			12			Detection (Yes/No)
Number of Bursts in Trial:			15			
Chirp Center Frequency:			5259			Yes
Burst	Number of Pulses	Pulse Width (Microseconds)	Chirp Width (MHz)	Pulse 1-to-2 Spacing (µsec)	Pulse 2-to-3 Spacing (µsec)	Starting Location Within Interval (µsec)
1	3	99.9	14	1841	1442	643759
2	3	96.1	14	1119	1382	41044
3	2	79.8	14	1030	1700	234483
4	3	97	14	1056	1810	426995
5	2	77.5	14	1912	1324	620814
6	2	71.7	14	1137	1247	17309
7	3	93.5	14	1896	1272	210226
8	3	97.5	14	1545	1951	402908
9	3	98.3	14	1526	1638	595802
10	1	56	14	1429	-	792044
11	1	65.6	14	1381	-	187163
12	1	56.4	14	1780	-	380663
13	2	78.1	14	1520	1462	573392
14	1	59	14	1733	-	767896
15	3	85.4	14	1617	1831	162572
16						
17						
18						
19						
20						

DFS Radar Parameters
FCC Radar Type 5
Channel 102 Bandwidth 40MHz

Trial Number:			13			Detection (Yes/No)
Number of Bursts in Trial:			11			
Chirp Center Frequency:			5257			Yes
Burst	Number of Pulses	Pulse Width (Microseconds)	Chirp Width (MHz)	Pulse 1-to-2 Spacing (µsec)	Pulse 2-to-3 Spacing (µsec)	Starting Location Within Interval (µsec)
1	1	55	9	1595	-	486940
2	2	72.5	9	1596	1391	750174
3	2	82	9	1553	1532	1013938
4	2	67.6	9	1130	1874	189959
5	3	92.4	9	1741	1544	453187
6	3	98.8	9	1816	1817	716309
7	2	74.9	9	1930	1153	981442
8	1	59.3	9	1744	-	157641
9	3	92.4	9	1319	1642	420666
10	1	59.5	9	1703	-	685980
11	3	92.1	9	1411	1846	947753
12						
13						
14						
15						
16						
17						
18						
19						
20						

Trial Number:			14			Detection (Yes/No)
Number of Bursts in Trial:			14			
Chirp Center Frequency:			5255			Yes
Burst	Number of Pulses	Pulse Width (Microseconds)	Chirp Width (MHz)	Pulse 1-to-2 Spacing (µsec)	Pulse 2-to-3 Spacing (µsec)	Starting Location Within Interval (µsec)
1	3	98.5	12	1885	1065	97900
2	2	80.4	12	1203	1957	305207
3	3	99.8	12	1100	1388	511925
4	1	66.3	12	1156	-	721131
5	1	57.5	12	1504	-	72718
6	3	86.8	12	1908	1797	279132
7	1	63.1	12	1502	-	487758
8	3	95.8	12	1326	1031	693036
9	1	63.1	12	1618	-	47150
10	3	98.9	12	1880	1053	253729
11	1	65.9	12	1851	-	462007
12	3	97.9	12	1082	1667	667428
13	1	50.3	12	1010	-	21607
14	1	61	12	1112	-	229219
15						
16						
17						
18						
19						
20						

DFS Radar Parameters
FCC Radar Type 5
Channel 102 Bandwidth 40MHz

Trial Number:			15			Detection (Yes/No)
Number of Bursts in Trial:			9			
Chirp Center Frequency:			5259			Yes
Burst	Number of Pulses	Pulse Width (Microseconds)	Chirp Width (MHz)	Pulse 1-to-2 Spacing (µsec)	Pulse 2-to-3 Spacing (µsec)	Starting Location Within Interval (µsec)
1	2	67.3	7	1970	1033	678869
2	2	73.6	7	1942	1320	1001321
3	3	85.2	7	1068	1625	1322716
4	2	73.5	7	1098	1530	316568
5	2	75.4	7	1201	1160	639434
6	2	75.9	7	1231	1239	962158
7	1	55.1	7	1047	-	1286309
8	2	70	7	1489	1074	276828
9	3	90.7	7	1565	1919	598555
10						
11						
12						
13						
14						
15						
16						
17						
18						
19						
20						

Trial Number:			16			Detection (Yes/No)
Number of Bursts in Trial:			18			
Chirp Center Frequency:			5256			Yes
Burst	Number of Pulses	Pulse Width (Microseconds)	Chirp Width (MHz)	Pulse 1-to-2 Spacing (µsec)	Pulse 2-to-3 Spacing (µsec)	Starting Location Within Interval (µsec)
1	3	96.4	17	1488	1652	458879
2	3	84.6	17	1208	1346	619571
3	1	64.4	17	1321	-	118529
4	2	72.4	17	1883	1032	279226
5	1	62.1	17	1121	-	441396
6	2	77.4	17	1963	1336	600839
7	2	74.9	17	1126	1923	98396
8	3	86.8	17	1396	1706	258560
9	3	87.5	17	1563	1659	419194
10	3	87.4	17	1295	1124	580057
11	3	85.4	17	1162	1673	78393
12	2	73.3	17	1168	1193	239768
13	1	63	17	1584	-	401351
14	3	97.8	17	1533	1221	560102
15	2	82	17	1341	1280	58784
16	3	98.5	17	1857	1509	218927
17	2	78.9	17	1705	1597	380497
18	3	93.3	17	1172	1786	540748
19						
20						

DFS Radar Parameters
FCC Radar Type 5
Channel 102 Bandwidth 40MHz

Trial Number:			17			Detection (Yes/No)
Number of Bursts in Trial:			20			
Chirp Center Frequency:			5259			Yes
Burst	Number of Pulses	Pulse Width (Microseconds)	Chirp Width (MHz)	Pulse 1-to-2 Spacing (µsec)	Pulse 2-to-3 Spacing (µsec)	Starting Location Within Interval (µsec)
1	2	82.3	19	1055	1290	35052
2	3	95.9	19	1011	1478	179435
3	3	86.6	19	1770	1808	323219
4	3	89.1	19	1110	1693	468545
5	2	74.7	19	1761	1873	17160
6	2	81.7	19	1142	1274	162128
7	1	56.6	19	1051	-	307763
8	2	75	19	1263	1166	451984
9	2	75.2	19	1496	1794	596054
10	3	89.7	19	1361	1864	143792
11	3	85.8	19	1916	1420	288059
12	2	67	19	1227	1327	434042
13	3	83.7	19	1511	1366	577658
14	3	87	19	1360	1601	125996
15	2	78.4	19	1547	1992	270847
16	3	89.8	19	1555	1904	414680
17	1	53.3	19	1677	-	561916
18	2	81.7	19	1034	1692	108515
19	3	93.2	19	1790	1861	252217
20	1	64.3	19	1886	-	398790

Trial Number:			18			Detection (Yes/No)
Number of Bursts in Trial:			8			
Chirp Center Frequency:			5255			Yes
Burst	Number of Pulses	Pulse Width (Microseconds)	Chirp Width (MHz)	Pulse 1-to-2 Spacing (µsec)	Pulse 2-to-3 Spacing (µsec)	Starting Location Within Interval (µsec)
1	1	51	6	1303	-	1362731
2	2	68.3	6	1206	1013	227376
3	3	88.2	6	1380	1570	589884
4	1	62	6	1683	-	954235
5	2	78.4	6	1176	1412	1316828
6	1	60.4	6	1328	-	182740
7	1	64.9	6	1550	-	546134
8	3	87.7	6	1484	1579	907454
9						
10						
11						
12						
13						
14						
15						
16						
17						
18						
19						
20						

DFS Radar Parameters
FCC Radar Type 5
Channel 102 Bandwidth 40MHz

Trial Number:			19			Detection (Yes/No)
Number of Bursts in Trial:			19			
Chirp Center Frequency:			5256			Yes
Burst	Number of Pulses	Pulse Width (Microseconds)	Chirp Width (MHz)	Pulse 1-to-2 Spacing (µsec)	Pulse 2-to-3 Spacing (µsec)	Starting Location Within Interval (µsec)
1	1	54.3	18	1143	-	535574
2	2	75.9	18	1559	1080	57901
3	1	53.2	18	1765	-	210731
4	2	75.1	18	1768	1934	362362
5	3	96.5	18	1776	1262	514214
6	2	82.6	18	1297	1897	39077
7	2	72.8	18	1402	1062	191702
8	2	74.1	18	1979	1989	343459
9	1	54.1	18	1482	-	497638
10	1	57.3	18	1490	-	20359
11	1	59.9	18	1569	-	173154
12	2	82.7	18	1095	1008	325675
13	1	65.8	18	1351	-	478914
14	3	87.1	18	1102	1063	1530
15	1	52.2	18	1438	-	154365
16	3	85.3	18	1528	1593	305605
17	1	51	18	1539	-	459949
18	2	70.5	18	1605	1824	610916
19	1	53.7	18	1936	-	135433
20						

Trial Number:			20			Detection (Yes/No)
Number of Bursts in Trial:			19			
Chirp Center Frequency:			5255			Yes
Burst	Number of Pulses	Pulse Width (Microseconds)	Chirp Width (MHz)	Pulse 1-to-2 Spacing (µsec)	Pulse 2-to-3 Spacing (µsec)	Starting Location Within Interval (µsec)
1	3	98.5	18	1602	1089	287133
2	3	94.9	18	1224	1455	438973
3	2	73.3	18	1291	1419	592828
4	3	94.4	18	1581	1076	116148
5	1	50.2	18	1921	-	269337
6	1	55.3	18	1005	-	422663
7	1	64.6	18	1925	-	574757
8	3	92.3	18	1939	1120	97375
9	1	64	18	1976	-	250505
10	1	57.7	18	1314	-	403627
11	2	74.5	18	1367	1190	555389
12	1	60.6	18	1950	-	79001
13	1	64.2	18	1152	-	231999
14	2	66.8	18	1905	1485	383531
15	2	68.9	18	1115	1993	536127
16	2	70.7	18	1729	1087	60108
17	3	99.4	18	1092	1958	211991
18	3	86.5	18	1900	1623	363541
19	1	60.7	18	1716	-	518498
20						

DFS Radar Parameters
FCC Radar Type 5
Channel 102 Bandwidth 40MHz

Trial Number:			21			Detection (Yes/No)
Number of Bursts in Trial:			18			
Chirp Center Frequency:			5323			Yes
Burst	Number of Pulses	Pulse Width (Microseconds)	Chirp Width (MHz)	Pulse 1-to-2 Spacing (µsec)	Pulse 2-to-3 Spacing (µsec)	Starting Location Within Interval (µsec)
1	2	70.5	17	1910	1163	43613
2	1	51.1	17	1454	-	205055
3	1	64.1	17	1529	-	366349
4	1	54.3	17	1374	-	527788
5	3	85.7	17	1283	1476	23732
6	3	96.1	17	1235	1243	184401
7	2	71.8	17	1234	1045	346087
8	1	60.4	17	1183	-	508059
9	3	98.6	17	1568	1185	3956
10	1	63.9	17	1769	-	165231
11	1	66.1	17	1664	-	326541
12	1	52.9	17	1711	-	487791
13	1	61	17	1952	-	648828
14	1	57.9	17	1629	-	145398
15	1	56.7	17	1122	-	306925
16	1	66.4	17	1927	-	467774
17	3	92.9	17	1682	1118	627090
18	2	81	17	1037	1428	125373
19						
20						

Trial Number:			22			Detection (Yes/No)
Number of Bursts in Trial:			13			
Chirp Center Frequency:			5325			Yes
Burst	Number of Pulses	Pulse Width (Microseconds)	Chirp Width (MHz)	Pulse 1-to-2 Spacing (µsec)	Pulse 2-to-3 Spacing (µsec)	Starting Location Within Interval (µsec)
1	2	81.5	11	1600	1284	396868
2	1	52.9	11	1147	-	621215
3	2	69.8	11	1294	1876	842958
4	2	81.9	11	1812	1356	146157
5	3	90.3	11	1048	1572	369067
6	1	58.8	11	1105	-	593700
7	1	66.4	11	1566	-	816898
8	2	79.6	11	1524	1198	118733
9	3	96.7	11	1249	1795	341250
10	3	95.7	11	1829	1788	563466
11	1	65.9	11	1148	-	789727
12	3	96.9	11	1534	1244	91095
13	1	66.4	11	1834	-	314757
14						
15						
16						
17						
18						
19						
20						

Report Number : FZ4N2610

DFS Radar Parameters
FCC Radar Type 5
Channel 102 Bandwidth 40MHz

Trial Number:			23			Detection (Yes/No)
Number of Bursts in Trial:			18			
Chirp Center Frequency:			5321			Yes
Burst	Number of Pulses	Pulse Width (Microseconds)	Chirp Width (MHz)	Pulse 1-to-2 Spacing (µsec)	Pulse 2-to-3 Spacing (µsec)	Starting Location Within Interval (µsec)
1	1	52.9	18	1222	-	388751
2	3	98.8	18	1622	1587	547579
3	3	90.4	18	1527	1630	45880
4	1	50	18	1717	-	207326
5	1	52.5	18	1804	-	368549
6	3	84.4	18	1828	1108	527980
7	3	90.6	18	1134	1229	26085
8	3	87.7	18	1564	1598	186767
9	3	98.3	18	1946	1296	347138
10	2	78.5	18	1355	1822	508883
11	3	94.9	18	1730	1202	6294
12	1	66.1	18	1819	-	167570
13	2	78.4	18	1054	1633	328387
14	3	97.9	18	1186	1177	488262
15	1	54.8	18	1811	-	651317
16	1	63.4	18	1561	-	147765
17	1	52.7	18	1924	-	308906
18	1	57.5	18	1079	-	470724
19						
20						

Trial Number:			24			Detection (Yes/No)
Number of Bursts in Trial:			10			
Chirp Center Frequency:			5324			Yes
Burst	Number of Pulses	Pulse Width (Microseconds)	Chirp Width (MHz)	Pulse 1-to-2 Spacing (µsec)	Pulse 2-to-3 Spacing (µsec)	Starting Location Within Interval (µsec)
1	1	50.4	8	1719	-	1138082
2	2	76.1	8	1046	1536	230256
3	3	89.7	8	1774	1067	519863
4	2	67.8	8	1884	1385	810614
5	3	83.5	8	1649	1401	1099764
6	3	90.9	8	1329	1508	194169
7	3	88.6	8	1922	1882	483956
8	1	60.9	8	1959	-	775710
9	1	55.2	8	1090	-	1067046
10	3	88	8	1040	1493	158495
11						
12						
13						
14						
15						
16						
17						
18						
19						
20						

DFS Radar Parameters
FCC Radar Type 5
Channel 102 Bandwidth 40MHz

Trial Number:			25			Detection (Yes/No)
Number of Bursts in Trial:			14			
Chirp Center Frequency:			5324			Yes
Burst	Number of Pulses	Pulse Width (Microseconds)	Chirp Width (MHz)	Pulse 1-to-2 Spacing (µsec)	Pulse 2-to-3 Spacing (µsec)	Starting Location Within Interval (µsec)
1	1	56	12	1915	-	320776
2	3	99.5	12	1427	1972	526456
3	2	76.1	12	1850	1519	734365
4	3	94.6	12	1252	1281	87603
5	1	51.6	12	1425	-	295396
6	3	97.5	12	1628	1732	501013
7	1	63.1	12	1662	-	710276
8	1	54.1	12	1373	-	62297
9	2	70.7	12	1878	1523	269209
10	1	57.8	12	1890	-	477111
11	1	54.1	12	1495	-	684853
12	2	82.1	12	1580	1798	36645
13	1	52.3	12	1027	-	244381
14	3	93.4	12	1350	1635	450010
15						
16						
17						
18						
19						
20						

Trial Number:			26			Detection (Yes/No)
Number of Bursts in Trial:			13			
Chirp Center Frequency:			5327			Yes
Burst	Number of Pulses	Pulse Width (Microseconds)	Chirp Width (MHz)	Pulse 1-to-2 Spacing (µsec)	Pulse 2-to-3 Spacing (µsec)	Starting Location Within Interval (µsec)
1	2	83.3	11	1935	1018	708971
2	2	74.5	11	1849	1894	11995
3	2	74.9	11	1522	1724	235090
4	1	65.8	11	1535	-	459030
5	1	61.8	11	1259	-	682737
6	1	60.9	11	1322	-	906245
7	1	61.5	11	1289	-	208052
8	1	66.1	11	1689	-	431427
9	3	94	11	1331	1352	653346
10	3	88.2	11	1909	1447	875528
11	1	65.5	11	1155	-	180540
12	2	70.7	11	1307	1757	403299
13	2	76.8	11	1843	1844	626007
14						
15						
16						
17						
18						
19						
20						

Report Number : FZ4N2610

DFS Radar Parameters
FCC Radar Type 5
Channel 102 Bandwidth 40MHz

Trial Number:			27			Detection (Yes/No)
Number of Bursts in Trial:			14			
Chirp Center Frequency:			5322			Yes
Burst	Number of Pulses	Pulse Width (Microseconds)	Chirp Width (MHz)	Pulse 1-to-2 Spacing (µsec)	Pulse 2-to-3 Spacing (µsec)	Starting Location Within Interval (µsec)
1	3	85.2	12	1362	1357	787746
2	1	65.2	12	1265	-	142038
3	3	99.5	12	1835	1860	347955
4	1	61.4	12	1800	-	556845
5	3	91.7	12	1796	1990	760893
6	2	79.1	12	1138	1364	116301
7	1	52.5	12	1827	-	323834
8	2	81.7	12	1510	1379	530615
9	3	98.9	12	1752	1778	735634
10	1	52.4	12	1471	-	90879
11	1	50.3	12	1209	-	298498
12	1	64.4	12	1821	-	505727
13	2	80.9	12	1287	1616	712267
14	3	84.8	12	1836	1789	65014
15						
16						
17						
18						
19						
20						

Trial Number:			28			Detection (Yes/No)
Number of Bursts in Trial:			10			
Chirp Center Frequency:			5321			Yes
Burst	Number of Pulses	Pulse Width (Microseconds)	Chirp Width (MHz)	Pulse 1-to-2 Spacing (µsec)	Pulse 2-to-3 Spacing (µsec)	Starting Location Within Interval (µsec)
1	1	50.6	8	1325	-	382215
2	3	92.8	8	1773	1211	671177
3	3	94.9	8	1501	1747	960581
4	1	53.3	8	1863	-	55664
5	2	68.3	8	1383	1371	345993
6	2	73.8	8	1737	1348	636186
7	3	96.3	8	1464	1627	925310
8	3	84.6	8	1658	1636	19817
9	1	59	8	1407	-	310575
10	1	66	8	1012	-	601469
11						
12						
13						
14						
15						
16						
17						
18						
19						
20						

DFS Radar Parameters
FCC Radar Type 5
Channel 102 Bandwidth 40MHz

Trial Number:			29			Detection (Yes/No)
Number of Bursts in Trial:			19			
Chirp Center Frequency:			5325			Yes
Burst	Number of Pulses	Pulse Width (Microseconds)	Chirp Width (MHz)	Pulse 1-to-2 Spacing (µsec)	Pulse 2-to-3 Spacing (µsec)	Starting Location Within Interval (µsec)
1	2	72.7	18	1734	1084	467911
2	3	99.1	18	1542	1086	618658
3	3	94.3	18	1710	1728	143614
4	2	76.4	18	1256	1300	296756
5	3	89.9	18	1312	1654	447691
6	1	55.5	18	1315	-	603059
7	3	88	18	1491	1573	124928
8	2	79	18	1453	1101	277965
9	2	80.9	18	1609	1720	429993
10	2	70.7	18	1807	1978	581941
11	2	78	18	1029	1135	106682
12	3	88.9	18	1332	1766	258439
13	2	71.2	18	1947	1643	411054
14	3	96.5	18	1655	1020	563199
15	1	62.5	18	1701	-	87943
16	1	52.9	18	1109	-	240934
17	3	99.8	18	1347	1144	392319
18	1	61.7	18	1159	-	546709
19	3	84.4	18	1250	1525	68872
20						

Trial Number:			30			Detection (Yes/No)
Number of Bursts in Trial:			9			
Chirp Center Frequency:			5322			Yes
Burst	Number of Pulses	Pulse Width (Microseconds)	Chirp Width (MHz)	Pulse 1-to-2 Spacing (µsec)	Pulse 2-to-3 Spacing (µsec)	Starting Location Within Interval (µsec)
1	2	72.1	6	1755	1216	468654
2	2	74.5	6	1344	1481	791396
3	1	51.4	6	1075	-	1115552
4	2	80.9	6	1699	1316	106252
5	2	76.2	6	1299	1749	428886
6	1	60.9	6	1384	-	752462
7	2	73.4	6	1217	1651	1074304
8	3	99.1	6	1376	1173	66455
9	3	84.8	6	1715	1458	388590
10						
11						
12						
13						
14						
15						
16						
17						
18						
19						
20						

Report Number : FZ4N2610

DFS Radar Parameters
FCC Radar Type 1
Channel 106 Bandwidth 80MHz

Trial #	Pulse Repetition Frequency Number (1 to 23)	Pulse Repetition Frequency (Pulses Per Second)	Pulse Repetition Interval (Microseconds)	Detection (Yes / No)
1	6	1618.12	618	Yes
2	10	1432.66	698	Yes
3	9	1474.93	678	Yes
4	7	1567.40	638	Yes
5	19	1138.95	878	Yes
6	17	1193.32	838	Yes
7	8	1519.76	658	Yes
8	16	1222.49	818	Yes
9	13	1319.26	758	Yes
10	23	326.16	3066	Yes
11	3	1792.11	558	Yes
12	20	1113.59	898	Yes
13	21	1089.32	918	Yes
14	15	1253.13	798	Yes
15	18	1165.50	858	Yes
16		678.43	1474	Yes
17		571.43	1750	Yes
18		378.21	2644	Yes
19		495.29	2019	Yes
20		719.42	1390	Yes
21		657.46	1521	Yes
22		487.09	2053	Yes
23		596.66	1676	Yes
24		336.02	2976	Yes
25		359.84	2779	Yes
26		661.38	1512	Yes
27		1272.26	786	Yes
28		516.00	1938	Yes
29		482.63	2072	Yes
30		738.55	1354	Yes

Report Number : FZ4N2610

DFS Radar Parameters
FCC Radar Type 2
Channel 106 Bandwidth 80MHz

Trial #	Number Pulses per Burst	Pulse Width (Microseconds)	Pulse Repetition Interval (Microseconds)	Detection (Yes / No)
1	25	2.50	162	Yes
2	23	1.30	168	Yes
3	25	2.30	221	Yes
4	28	4.30	228	Yes
5	29	4.60	179	Yes
6	26	3.20	178	Yes
7	23	1.00	216	Yes
8	27	3.40	218	Yes
9	26	3.20	198	Yes
10	24	1.60	213	Yes
11	25	2.50	197	Yes
12	29	4.70	210	Yes
13	25	2.20	209	Yes
14	26	2.80	184	Yes
15	27	3.60	226	Yes
16	25	2.50	155	Yes
17	27	3.50	205	Yes
18	29	4.70	170	Yes
19	26	2.90	187	Yes
20	29	4.50	204	Yes
21	28	4.30	188	Yes
22	28	4.50	180	Yes
23	23	1.40	190	Yes
24	24	1.70	194	Yes
25	28	4.10	157	Yes
26	26	2.70	203	Yes
27	29	4.70	200	Yes
28	23	1.10	217	Yes
29	27	3.70	176	Yes
30	29	4.70	227	Yes

Report Number : FZ4N2610

DFS Radar Parameters
FCC Radar Type 3
Channel 106 Bandwidth 80MHz

Trial #	Number Pulses per Burst	Pulse Width (Microseconds)	Pulse Repetition Interval (Microseconds)	Detection (Yes / No)
1	17	7.50	490	Yes
2	16	6.30	450	Yes
3	16	7.30	358	Yes
4	18	9.30	201	Yes
5	18	9.60	219	Yes
6	17	8.20	471	Yes
7	16	6.00	251	Yes
8	17	8.40	271	Yes
9	17	8.20	500	Yes
10	16	6.60	486	Yes
11	17	7.50	234	Yes
12	18	9.70	390	Yes
13	16	7.20	372	Yes
14	17	7.80	297	Yes
15	17	8.60	369	Yes
16	17	7.50	388	Yes
17	17	8.50	394	Yes
18	18	9.70	236	Yes
19	17	7.90	463	Yes
20	18	9.50	284	Yes
21	18	9.30	451	Yes
22	18	9.50	313	Yes
23	16	6.40	480	Yes
24	16	6.70	476	Yes
25	18	9.10	370	Yes
26	17	7.70	217	Yes
27	18	9.70	345	Yes
28	16	6.10	454	Yes
29	17	8.70	357	Yes
30	18	9.70	241	Yes

DFS Radar Parameters
FCC Radar Type 4
Channel 106 Bandwidth 80MHz

Trial #	Number Pulses per Burst	Pulse Width (Microseconds)	Pulse Repetition Interval (Microseconds)	Detection (Yes / No)
1	13	14.40	490	Yes
2	12	11.70	450	Yes
3	13	13.90	358	Yes
4	16	18.40	201	Yes
5	16	19.00	219	Yes
6	14	16.00	471	Yes
7	12	11.10	251	Yes
8	14	16.40	271	Yes
9	14	16.00	500	Yes
10	12	12.30	486	Yes
11	13	14.30	234	Yes
12	16	19.20	390	Yes
13	13	13.70	372	Yes
14	14	15.00	297	Yes
15	15	16.90	369	Yes
16	13	14.50	388	Yes
17	15	16.70	394	Yes
18	16	19.40	236	Yes
19	14	15.40	463	Yes
20	16	18.90	284	Yes
21	16	18.50	451	Yes
22	16	18.70	313	Yes
23	12	11.90	480	Yes
24	12	12.60	476	Yes
25	15	18.10	370	Yes
26	14	14.90	217	Yes
27	16	19.20	345	Yes
28	12	11.40	454	Yes
29	15	17.00	357	Yes
30	16	19.20	241	Yes

Report Number : FZ4N2610

DFS Radar Parameters
FCC Radar Type 5
Channel 106 Bandwidth 80MHz

Trial Number:			1			Detection (Yes/No)
Number of Bursts in Trial:			12			
Chirp Center Frequency:			5290			Yes
Burst	Number of Pulses	Pulse Width (Microseconds)	Chirp Width (MHz)	Pulse 1-to-2 Spacing (µsec)	Pulse 2-to-3 Spacing (µsec)	Starting Location Within Interval (µsec)
1	2	69.1	11	1060	-	622807
2	1	54.3	11	-	-	865602
3	1	66.1	11	-	-	109369
4	3	90.9	11	1133	1039	350735
5	3	94	11	1441	1648	591763
6	2	77.7	11	1138	-	835105
7	1	50.6	11	-	-	79622
8	2	80	11	1523	-	321360
9	2	77.9	11	1424	-	563056
10	1	57.6	11	-	-	806417
11	2	68.5	11	1933	-	49670
12	3	95.5	11	1449	1921	290881
13						
14						
15						
16						
17						
18						
19						
20						

Trial Number:			2			Detection (Yes/No)
Number of Bursts in Trial:			9			
Chirp Center Frequency:			5290			Yes
Burst	Number of Pulses	Pulse Width (Microseconds)	Chirp Width (MHz)	Pulse 1-to-2 Spacing (µsec)	Pulse 2-to-3 Spacing (µsec)	Starting Location Within Interval (µsec)
1	1	65.2	6	-	-	712214
2	2	72.2	6	1832	-	1034314
3	2	82.8	6	1335	-	26550
4	2	69.4	6	1736	-	349231
5	2	81.4	6	1659	-	671745
6	3	96.3	6	1620	1558	993536
7	2	74.3	6	1260	-	1316934
8	3	93.7	6	1299	1664	309187
9	3	91.2	6	1036	1106	631983
10						
11						
12						
13						
14						
15						
16						
17						
18						
19						
20						

DFS Radar Parameters
FCC Radar Type 5
Channel 106 Bandwidth 80MHz

Trial Number:			3			Detection (Yes/No)
Number of Bursts in Trial:			12			
Chirp Center Frequency:			5290			Yes
Burst	Number of Pulses	Pulse Width (Microseconds)	Chirp Width (MHz)	Pulse 1-to-2 Spacing (μsec)	Pulse 2-to-3 Spacing (μsec)	Starting Location Within Interval (μsec)
1	3	92.8	10	1257	1103	714595
2	1	54.9	10	-	-	959069
3	1	58.8	10	-	-	202464
4	3	89	10	1389	1227	443224
5	2	71.9	10	1777	-	685726
6	3	95.3	10	1394	1889	925899
7	1	52.4	10	-	-	172537
8	2	83.1	10	1959	-	413965
9	3	95.3	10	1960	1352	654530
10	3	91.9	10	1029	1253	896667
11	3	83.7	10	1967	1915	142176
12	2	71.4	10	1894	-	384347
13						
14						
15						
16						
17						
18						
19						
20						

Trial Number:			4			Detection (Yes/No)
Number of Bursts in Trial:			18			
Chirp Center Frequency:			5290			Yes
Burst	Number of Pulses	Pulse Width (Microseconds)	Chirp Width (MHz)	Pulse 1-to-2 Spacing (μsec)	Pulse 2-to-3 Spacing (μsec)	Starting Location Within Interval (μsec)
1	3	83.6	18	1591	1413	416022
2	2	72.4	18	1152	-	578462
3	1	54.1	18	-	-	75208
4	3	87.3	18	1700	1207	235363
5	2	81	18	1347	-	397134
6	1	53.7	18	-	-	559366
7	1	57.7	18	-	-	55380
8	2	78.5	18	1536	-	216168
9	2	68.5	18	1417	-	377281
10	1	55	18	-	-	539656
11	1	61.6	18	-	-	35499
12	2	69.2	18	1515	-	196509
13	1	61.9	18	-	-	358240
14	3	92.5	18	1258	1481	517719
15	3	85.2	18	1599	1416	15551
16	2	80.6	18	1225	-	176741
17	3	96.6	18	1174	1508	336869
18	2	69.2	18	1328	-	498252
19						
20						

Report Number : FZ4N2610

DFS Radar Parameters
FCC Radar Type 5
Channel 106 Bandwidth 80MHz

Trial Number:			5			Detection (Yes/No)
Number of Bursts in Trial:			19			
Chirp Center Frequency:			5290			Yes
Burst	Number of Pulses	Pulse Width (Microseconds)	Chirp Width (MHz)	Pulse 1-to-2 Spacing (µsec)	Pulse 2-to-3 Spacing (µsec)	Starting Location Within Interval (µsec)
1	1	61.4	19	-	-	626237
2	2	73.4	19	1752	-	148312
3	3	99	19	1613	1283	300253
4	2	83	19	1719	-	453225
5	2	76.3	19	1550	-	605782
6	3	99.4	19	1044	1273	129433
7	1	57.3	19	-	-	282758
8	1	51.8	19	-	-	435894
9	2	72.1	19	1312	-	587580
10	2	82.5	19	1130	-	110881
11	3	98.3	19	1793	1345	262710
12	3	97	19	1237	1332	415329
13	2	82.6	19	1057	-	568345
14	1	65.8	19	-	-	92350
15	3	84.8	19	1050	1605	244233
16	2	74.1	19	1208	-	397346
17	2	81.6	19	1726	-	549068
18	3	99.8	19	1037	1386	73193
19	2	78.7	19	1434	-	225882
20						

Trial Number:			6			Detection (Yes/No)
Number of Bursts in Trial:			15			
Chirp Center Frequency:			5290			Yes
Burst	Number of Pulses	Pulse Width (Microseconds)	Chirp Width (MHz)	Pulse 1-to-2 Spacing (µsec)	Pulse 2-to-3 Spacing (µsec)	Starting Location Within Interval (µsec)
1	2	82.2	13	1154	-	479938
2	1	50.3	13	-	-	674391
3	3	92.5	13	1246	1043	69064
4	1	66.5	13	-	-	262798
5	1	65.1	13	-	-	456505
6	2	72.6	13	1744	-	648485
7	3	87.8	13	1365	1150	45311
8	3	93.4	13	1873	1996	237898
9	3	89.7	13	1017	1356	431750
10	2	77	13	1412	-	625227
11	2	79.5	13	1999	-	21532
12	1	60.1	13	-	-	215257
13	2	71.9	13	1067	-	408145
14	3	86.5	13	1500	1336	600097
15	2	76.1	13	1931	-	794420
16						
17						
18						
19						
20						

DFS Radar Parameters
FCC Radar Type 5
Channel 106 Bandwidth 80MHz

Trial Number:			7			Detection (Yes/No)
Number of Bursts in Trial:			8			
Chirp Center Frequency:			5290			Yes
Burst	Number of Pulses	Pulse Width (Microseconds)	Chirp Width (MHz)	Pulse 1-to-2 Spacing (μsec)	Pulse 2-to-3 Spacing (μsec)	Starting Location Within Interval (μsec)
1	2	80.5	5	1073	-	359025
2	1	60.2	5	-	-	722699
3	2	72.4	5	1812	-	1084698
4	1	50.6	5	-	-	1449476
5	3	96.2	5	1229	1430	313752
6	1	54.7	5	-	-	677752
7	2	79.9	5	1660	-	1040132
8	2	79.2	5	1390	-	1403464
9						
10						
11						
12						
13						
14						
15						
16						
17						
18						
19						
20						

Trial Number:			8			Detection (Yes/No)
Number of Bursts in Trial:			15			
Chirp Center Frequency:			5290			Yes
Burst	Number of Pulses	Pulse Width (Microseconds)	Chirp Width (MHz)	Pulse 1-to-2 Spacing (μsec)	Pulse 2-to-3 Spacing (μsec)	Starting Location Within Interval (μsec)
1	2	81.6	14	1884	-	143284
2	2	75.3	14	1886	-	336365
3	2	80.3	14	1316	-	530177
4	2	71.6	14	1287	-	723746
5	2	72.4	14	1803	-	119592
6	3	95.9	14	1203	1221	312717
7	3	84.4	14	1641	1457	505126
8	3	87.9	14	1271	1158	699028
9	1	60.8	14	-	-	95944
10	3	85.4	14	1267	1662	288489
11	1	51.9	14	-	-	483143
12	1	64.4	14	-	-	677159
13	2	68.9	14	1547	-	71940
14	2	68.9	14	1182	-	265542
15	1	56.9	14	-	-	459651
16						
17						
18						
19						
20						

Report Number : FZ4N2610

DFS Radar Parameters
FCC Radar Type 5
Channel 106 Bandwidth 80MHz

Trial Number:			9			Detection (Yes/No)
Number of Bursts in Trial:			15			
Chirp Center Frequency:			5290			Yes
Burst	Number of Pulses	Pulse Width (Microseconds)	Chirp Width (MHz)	Pulse 1-to-2 Spacing (µsec)	Pulse 2-to-3 Spacing (µsec)	Starting Location Within Interval (µsec)
1	3	83.9	13	1482	1582	650594
2	1	60.3	13	-	-	48283
3	3	88.6	13	1681	1501	240825
4	1	56	13	-	-	435482
5	2	67.6	13	1143	-	628532
6	2	74.8	13	1176	-	24382
7	3	92.6	13	1032	1436	217326
8	2	72.3	13	1622	-	410645
9	2	76.4	13	1300	-	604199
10	1	60.4	13	-	-	556
11	1	56.5	13	-	-	194157
12	3	85.3	13	1787	1685	386413
13	2	74.5	13	1228	-	580841
14	1	51.7	13	-	-	775079
15	2	80.9	13	1709	-	169984
16						
17						
18						
19						
20						

Trial Number:			10			Detection (Yes/No)
Number of Bursts in Trial:			9			
Chirp Center Frequency:			5290			Yes
Burst	Number of Pulses	Pulse Width (Microseconds)	Chirp Width (MHz)	Pulse 1-to-2 Spacing (µsec)	Pulse 2-to-3 Spacing (µsec)	Starting Location Within Interval (µsec)
1	1	53.6	7	-	-	607378
2	2	74	7	1691	-	929197
3	1	52.2	7	-	-	1253191
4	2	71.2	7	1997	-	243935
5	1	60.9	7	-	-	567382
6	3	91.2	7	1485	1765	888385
7	3	84.9	7	1418	1688	1210284
8	1	51	7	-	-	204559
9	1	65.3	7	-	-	527656
10						
11						
12						
13						
14						
15						
16						
17						
18						
19						
20						

DFS Radar Parameters
FCC Radar Type 5
Channel 106 Bandwidth 80MHz

Trial Number:			11			Detection (Yes/No)
Number of Bursts in Trial:			12			
Chirp Center Frequency:			5258			Yes
Burst	Number of Pulses	Pulse Width (Microseconds)	Chirp Width (MHz)	Pulse 1-to-2 Spacing (µsec)	Pulse 2-to-3 Spacing (µsec)	Starting Location Within Interval (µsec)
1	3	97.6	10	1929	1085	635568
2	1	55.2	10	-	-	879487
3	3	89.2	10	1634	1596	123197
4	2	68.6	10	1012	-	365343
5	2	74.7	10	1772	-	606659
6	2	70	10	1973	-	847989
7	2	72.1	10	1811	-	93517
8	1	57.1	10	-	-	336020
9	1	61.5	10	-	-	578163
10	1	53.3	10	-	-	820597
11	3	88.5	10	1864	1313	63651
12	3	90.3	10	1387	1055	305181
13						
14						
15						
16						
17						
18						
19						
20						

Trial Number:			12			Detection (Yes/No)
Number of Bursts in Trial:			19			
Chirp Center Frequency:			5259			Yes
Burst	Number of Pulses	Pulse Width (Microseconds)	Chirp Width (MHz)	Pulse 1-to-2 Spacing (µsec)	Pulse 2-to-3 Spacing (µsec)	Starting Location Within Interval (µsec)
1	1	57.5	19	-	-	345912
2	3	98.7	19	1125	1018	497064
3	1	62.3	19	-	-	21475
4	1	54.4	19	-	-	174400
5	3	89.1	19	1663	1111	325454
6	1	53	19	-	-	479708
7	1	53.8	19	-	-	2669
8	1	61.2	19	-	-	155369
9	1	65.9	19	-	-	308189
10	1	60.5	19	-	-	460816
11	1	59.9	19	-	-	614058
12	3	86.1	19	1952	1294	135918
13	2	80	19	1320	-	289094
14	2	81.8	19	1041	-	441900
15	2	77.9	19	1145	-	593998
16	1	62.1	19	-	-	117775
17	3	97.7	19	1255	1185	269573
18	1	58	19	-	-	423191
19	1	65.7	19	-	-	576006
20						

Report Number : FZ4N2610

DFS Radar Parameters
FCC Radar Type 5
Channel 106 Bandwidth 80MHz

Trial Number:			13			Detection (Yes/No)
Number of Bursts in Trial:			11			
Chirp Center Frequency:			5257			Yes
Burst	Number of Pulses	Pulse Width (Microseconds)	Chirp Width (MHz)	Pulse 1-to-2 Spacing (µsec)	Pulse 2-to-3 Spacing (µsec)	Starting Location Within Interval (µsec)
1	3	99	9	1034	1127	170838
2	1	59.3	9	-	-	435392
3	2	73.3	9	1655	-	698620
4	1	58.4	9	-	-	963991
5	1	62.4	9	-	-	138644
6	3	85.6	9	1539	1535	401563
7	2	74	9	1395	-	666071
8	3	97.6	9	1005	1509	929270
9	1	56.4	9	-	-	106083
10	3	88.4	9	1544	1187	369278
11	3	99.4	9	1360	1966	632710
12						
13						
14						
15						
16						
17						
18						
19						
20						

Trial Number:			14			Detection (Yes/No)
Number of Bursts in Trial:			13			
Chirp Center Frequency:			5255			Yes
Burst	Number of Pulses	Pulse Width (Microseconds)	Chirp Width (MHz)	Pulse 1-to-2 Spacing (µsec)	Pulse 2-to-3 Spacing (µsec)	Starting Location Within Interval (µsec)
1	2	73.8	12	1358	-	759055
2	2	71.1	12	1167	-	62125
3	1	63.3	12	-	-	285746
4	3	90.6	12	1667	1247	507648
5	3	96.2	12	1567	1608	730003
6	2	75.3	12	1216	-	34655
7	3	90	12	1293	1142	257543
8	2	66.7	12	1694	-	480798
9	2	71.8	12	1527	-	703797
10	3	88.2	12	1585	1364	7135
11	2	81	12	1689	-	230257
12	3	89.9	12	1955	1818	452114
13	3	99.5	12	1760	1974	674820
14						
15						
16						
17						
18						
19						
20						

Report Number : FZ4N2610

DFS Radar Parameters
FCC Radar Type 5
Channel 106 Bandwidth 80MHz

Trial Number:			15			Detection (Yes/No)
Number of Bursts in Trial:			16			
Chirp Center Frequency:			5259			Yes
Burst	Number of Pulses	Pulse Width (Microseconds)	Chirp Width (MHz)	Pulse 1-to-2 Spacing (µsec)	Pulse 2-to-3 Spacing (µsec)	Starting Location Within Interval (µsec)
1	3	87.1	15	1218	1135	729546
2	3	95.4	15	1947	1771	164192
3	1	53.1	15	-	-	346474
4	3	88.7	15	1556	1791	525418
5	3	93	15	1604	1340	706432
6	3	92.1	15	1935	1516	141935
7	1	59.9	15	-	-	324297
8	1	59.5	15	-	-	505670
9	1	53.5	15	-	-	687161
10	3	87.7	15	1581	1108	119815
11	3	89.5	15	1590	1369	300640
12	2	81	15	1031	-	482648
13	3	84.3	15	1265	1393	662144
14	3	90.2	15	1628	1949	97384
15	3	100	15	1090	1538	278510
16	2	68.8	15	1942	-	459844
17						
18						
19						
20						

Trial Number:			16			Detection (Yes/No)
Number of Bursts in Trial:			13			
Chirp Center Frequency:			5256			Yes
Burst	Number of Pulses	Pulse Width (Microseconds)	Chirp Width (MHz)	Pulse 1-to-2 Spacing (µsec)	Pulse 2-to-3 Spacing (µsec)	Starting Location Within Interval (µsec)
1	1	65	11	-	-	790841
2	1	55.4	11	-	-	92982
3	3	97.5	11	1419	1530	315677
4	2	72.8	11	1366	-	539268
5	1	66.5	11	-	-	763535
6	3	86.7	11	1183	1403	65303
7	3	88.8	11	1438	1071	288159
8	2	72.8	11	1650	-	511330
9	3	89.4	11	1104	1114	734173
10	3	85.7	11	1968	1391	37815
11	1	52.6	11	-	-	261422
12	2	72.2	11	1774	-	484210
13	2	80.9	11	1199	-	707269
14						
15						
16						
17						
18						
19						
20						

DFS Radar Parameters
FCC Radar Type 5
Channel 106 Bandwidth 80MHz

Trial Number:			17			Detection (Yes/No)
Number of Bursts in Trial:			16			
Chirp Center Frequency:			5259			Yes
Burst	Number of Pulses	Pulse Width (Microseconds)	Chirp Width (MHz)	Pulse 1-to-2 Spacing (µsec)	Pulse 2-to-3 Spacing (µsec)	Starting Location Within Interval (µsec)
1	3	86.2	15	1010	1629	8432
2	2	77.5	15	1019	-	189823
3	2	68	15	1301	-	371123
4	2	69.5	15	1738	-	552112
5	2	73.9	15	1361	-	733655
6	2	71.4	15	1976	-	167129
7	2	67	15	1078	-	348882
8	2	82.4	15	1317	-	529877
9	3	85.4	15	1598	1788	709200
10	1	54.5	15	-	-	145313
11	1	64.4	15	-	-	326991
12	2	78.5	15	1941	-	507247
13	3	89.9	15	1376	1653	687367
14	2	70.3	15	1506	-	122736
15	3	83.4	15	1435	1671	303325
16	2	73.8	15	1484	-	484865
17						
18						
19						
20						

Trial Number:			18			Detection (Yes/No)
Number of Bursts in Trial:			20			
Chirp Center Frequency:			5255			Yes
Burst	Number of Pulses	Pulse Width (Microseconds)	Chirp Width (MHz)	Pulse 1-to-2 Spacing (µsec)	Pulse 2-to-3 Spacing (µsec)	Starting Location Within Interval (µsec)
1	1	59.6	19	-	-	533479
2	1	61.9	19	-	-	80351
3	3	85.1	19	1712	1474	224234
4	3	90.1	19	1238	1193	369124
5	3	98	19	1686	1675	512735
6	1	56.8	19	-	-	62484
7	2	82.7	19	1415	-	207057
8	3	83.6	19	1951	1725	350461
9	2	67	19	1374	-	496572
10	2	82.9	19	1428	-	44565
11	1	50.3	19	-	-	189854
12	1	56.5	19	-	-	335181
13	2	80.4	19	1450	-	478898
14	3	99.4	19	1141	1261	26670
15	1	57.3	19	-	-	172005
16	3	89.4	19	1291	1865	315224
17	3	87.8	19	1913	1723	459521
18	2	78.6	19	1619	-	8856
19	2	67.3	19	1769	-	153477
20	1	60.2	19	-	-	299178

DFS Radar Parameters
FCC Radar Type 5
Channel 106 Bandwidth 80MHz

Trial Number:			19			Detection (Yes/No)
Number of Bursts in Trial:			14			
Chirp Center Frequency:			5256			Yes
Burst	Number of Pulses	Pulse Width (Microseconds)	Chirp Width (MHz)	Pulse 1-to-2 Spacing (µsec)	Pulse 2-to-3 Spacing (µsec)	Starting Location Within Interval (µsec)
1	2	71.5	12	1707	-	634049
2	1	61.5	12	-	-	842444
3	1	60.3	12	-	-	194596
4	2	68.8	12	1421	-	401511
5	2	82.9	12	1137	-	608688
6	3	86.4	12	1649	1117	814199
7	2	79.7	12	1243	-	168759
8	1	50.9	12	-	-	376479
9	2	83.1	12	1670	-	582830
10	3	94.4	12	1048	1235	789360
11	2	76.6	12	1220	-	143311
12	1	66.4	12	-	-	351208
13	1	55.3	12	-	-	558653
14	3	99	12	1606	1463	763542
15						
16						
17						
18						
19						
20						

Trial Number:			20			Detection (Yes/No)
Number of Bursts in Trial:			19			
Chirp Center Frequency:			5255			Yes
Burst	Number of Pulses	Pulse Width (Microseconds)	Chirp Width (MHz)	Pulse 1-to-2 Spacing (µsec)	Pulse 2-to-3 Spacing (µsec)	Starting Location Within Interval (µsec)
1	2	79.7	18	1643	-	86637
2	2	73.8	18	1753	-	239173
3	2	67.6	18	1168	-	392082
4	2	82.2	18	1162	-	544404
5	2	83	18	1496	-	67913
6	2	79.4	18	1679	-	220451
7	3	94.8	18	1334	1359	372207
8	3	84.5	18	1862	1061	524082
9	1	52.4	18	-	-	49248
10	3	91	18	1912	1426	200934
11	2	71.1	18	1468	-	354246
12	1	60.5	18	-	-	507699
13	1	52	18	-	-	30410
14	3	86	18	1693	1357	182367
15	3	97.2	18	1110	1993	334167
16	2	75	18	1324	-	487736
17	3	90.8	18	1759	1805	11522
18	1	61.3	18	-	-	164446
19	1	52.9	18	-	-	316962
20						

Report Number : FZ4N2610

DFS Radar Parameters
FCC Radar Type 5
Channel 106 Bandwidth 80MHz

Trial Number:			21			Detection (Yes/No)
Number of Bursts in Trial:			18			
Chirp Center Frequency:			5323			Yes
Burst	Number of Pulses	Pulse Width (Microseconds)	Chirp Width (MHz)	Pulse 1-to-2 Spacing (µsec)	Pulse 2-to-3 Spacing (µsec)	Starting Location Within Interval (µsec)
1	2	73.2	18	1820	-	494733
2	1	52.3	18	-	-	657997
3	3	98.1	18	1918	1014	153009
4	1	51.5	18	-	-	315235
5	1	66.3	18	-	-	476557
6	1	57.2	18	-	-	637343
7	1	61.5	18	-	-	133860
8	2	77.1	18	1577	-	294530
9	2	81.8	18	1721	-	455018
10	1	50.4	18	-	-	617532
11	2	72.7	18	1729	-	113607
12	1	56.3	18	-	-	275239
13	3	83.9	18	1402	1308	434666
14	1	51.2	18	-	-	597568
15	2	81.4	18	1958	-	93780
16	2	69.6	18	1458	-	254909
17	3	83.6	18	1754	1645	414879
18	2	71.8	18	1303	-	576683
19						
20						

Trial Number:			22			Detection (Yes/No)
Number of Bursts in Trial:			19			
Chirp Center Frequency:			5325			Yes
Burst	Number of Pulses	Pulse Width (Microseconds)	Chirp Width (MHz)	Pulse 1-to-2 Spacing (µsec)	Pulse 2-to-3 Spacing (µsec)	Starting Location Within Interval (µsec)
1	1	55.5	18	-	-	70227
2	3	95.6	18	1319	1654	221910
3	3	88	18	1992	1123	373825
4	1	65.4	18	-	-	528980
5	3	87.1	18	1455	1908	51153
6	1	59.1	18	-	-	204235
7	2	69.3	18	1016	-	356610
8	3	97.7	18	1518	1134	508076
9	2	72.4	18	1004	-	32556
10	3	84.4	18	1477	1583	184646
11	3	93.7	18	1703	1985	336319
12	1	53.7	18	-	-	491148
13	1	58	18	-	-	13811
14	1	53.6	18	-	-	166546
15	1	65.3	18	-	-	319246
16	1	63.4	18	-	-	472072
17	2	82.1	18	1541	-	623890
18	3	96.7	18	1171	1159	147363
19	2	81.7	18	1120	-	300018
20						

Report Number : FZ4N2610

DFS Radar Parameters
FCC Radar Type 5
Channel 106 Bandwidth 80MHz

Trial Number:			23			Detection (Yes/No)
Number of Bursts in Trial:			9			
Chirp Center Frequency:			5321			Yes
Burst	Number of Pulses	Pulse Width (Microseconds)	Chirp Width (MHz)	Pulse 1-to-2 Spacing (µsec)	Pulse 2-to-3 Spacing (µsec)	Starting Location Within Interval (µsec)
1	2	72.2	6	1172	-	957557
2	1	51.2	6	-	-	1281246
3	2	75	6	1410	-	272272
4	2	71.5	6	1507	-	595104
5	1	52.2	6	-	-	918917
6	1	63	6	-	-	1241917
7	3	84	6	1814	1964	232161
8	2	79.8	6	1471	-	555060
9	3	84.7	6	1083	1298	877289
10						
11						
12						
13						
14						
15						
16						
17						
18						
19						
20						

Trial Number:			24			Detection (Yes/No)
Number of Bursts in Trial:			10			
Chirp Center Frequency:			5324			Yes
Burst	Number of Pulses	Pulse Width (Microseconds)	Chirp Width (MHz)	Pulse 1-to-2 Spacing (µsec)	Pulse 2-to-3 Spacing (µsec)	Starting Location Within Interval (µsec)
1	3	87.2	7	1903	1118	1078640
2	1	59.2	7	-	-	173653
3	2	70.7	7	1475	-	463640
4	1	66.4	7	-	-	755278
5	1	63.6	7	-	-	1045678
6	1	53.2	7	-	-	137886
7	3	85.2	7	1673	1979	427458
8	1	65.8	7	-	-	719496
9	1	65	7	-	-	1010183
10	1	57.7	7	-	-	102084
11						
12						
13						
14						
15						
16						
17						
18						
19						
20						

Report Number : FZ4N2610

DFS Radar Parameters
FCC Radar Type 5
Channel 106 Bandwidth 80MHz

Trial Number:			25			Detection (Yes/No)
Number of Bursts in Trial:			18			
Chirp Center Frequency:			5324			Yes
Burst	Number of Pulses	Pulse Width (Microseconds)	Chirp Width (MHz)	Pulse 1-to-2 Spacing (µsec)	Pulse 2-to-3 Spacing (µsec)	Starting Location Within Interval (µsec)
1	1	65.2	17	-	-	218031
2	3	89	17	1001	1432	377797
3	2	82.2	17	1853	-	539217
4	2	68.6	17	1222	-	36715
5	3	84.8	17	1575	1623	197063
6	2	77.1	17	1217	-	358955
7	3	83.5	17	1241	1610	518549
8	2	78	17	1563	-	16886
9	3	92.5	17	1926	1511	177465
10	2	69.1	17	1972	-	338779
11	3	91.1	17	1841	1266	498497
12	2	70.4	17	1063	-	661019
13	2	69.1	17	1348	-	158078
14	3	84.7	17	1191	1872	318039
15	3	88	17	1065	1548	479398
16	1	61.4	17	-	-	642148
17	2	70.5	17	1275	-	138328
18	2	80.6	17	1453	-	299123
19						
20						

Trial Number:			26			Detection (Yes/No)
Number of Bursts in Trial:			13			
Chirp Center Frequency:			5327			Yes
Burst	Number of Pulses	Pulse Width (Microseconds)	Chirp Width (MHz)	Pulse 1-to-2 Spacing (µsec)	Pulse 2-to-3 Spacing (µsec)	Starting Location Within Interval (µsec)
1	2	74	12	1868	-	637479
2	3	85.7	12	1327	1850	859519
3	1	52.4	12	-	-	164397
4	1	53.1	12	-	-	387881
5	2	79.4	12	1584	-	610348
6	3	84.7	12	1615	1181	832618
7	1	60.4	12	-	-	136847
8	1	63.1	12	-	-	360315
9	1	63.7	12	-	-	583877
10	2	77.2	12	1487	-	805751
11	3	90.2	12	1341	1601	108941
12	1	54.8	12	-	-	332929
13	2	68.5	12	1730	-	555354
14						
15						
16						
17						
18						
19						
20						

Report Number : FZ4N2610

DFS Radar Parameters
FCC Radar Type 5
Channel 106 Bandwidth 80MHz

Trial Number:			27			Detection (Yes/No)
Number of Bursts in Trial:			19			
Chirp Center Frequency:			5322			Yes
Burst	Number of Pulses	Pulse Width (Microseconds)	Chirp Width (MHz)	Pulse 1-to-2 Spacing (µsec)	Pulse 2-to-3 Spacing (µsec)	Starting Location Within Interval (µsec)
1	3	99.5	19	1414	1277	531239
2	3	98.5	19	2000	1526	55639
3	2	74.4	19	1021	-	208341
4	2	81.4	19	1408	-	360981
5	3	92.7	19	1637	1683	511833
6	3	90.1	19	1624	1079	36945
7	2	82.6	19	1626	-	189333
8	3	90.2	19	1807	1780	340810
9	3	94.4	19	1239	1146	493474
10	2	68.7	19	1680	-	18226
11	3	85	19	1166	1998	170337
12	3	91.5	19	1682	1251	322483
13	1	60.6	19	-	-	476557
14	3	93.7	19	1767	1773	626389
15	2	66.8	19	1460	-	151807
16	3	90.2	19	1746	1148	303868
17	3	86	19	1635	1443	455580
18	2	78.5	19	1165	-	609487
19	1	52.2	19	-	-	133378
20						

Trial Number:			28			Detection (Yes/No)
Number of Bursts in Trial:			8			
Chirp Center Frequency:			5321			Yes
Burst	Number of Pulses	Pulse Width (Microseconds)	Chirp Width (MHz)	Pulse 1-to-2 Spacing (µsec)	Pulse 2-to-3 Spacing (µsec)	Starting Location Within Interval (µsec)
1	2	82.7	5	1830	-	679747
2	1	54.5	5	-	-	1044447
3	3	91.8	5	1128	1631	1405311
4	2	79.3	5	1070	-	272436
5	1	55.3	5	-	-	635912
6	1	62.1	5	-	-	999476
7	1	59.6	5	-	-	1362670
8	3	97.6	5	1837	1025	227301
9						
10						
11						
12						
13						
14						
15						
16						
17						
18						
19						
20						

Report Number : FZ4N2610

DFS Radar Parameters
FCC Radar Type 5
Channel 106 Bandwidth 80MHz

Trial Number:			29			Detection (Yes/No)
Number of Bursts in Trial:			16			
Chirp Center Frequency:			5325			Yes
Burst	Number of Pulses	Pulse Width (Microseconds)	Chirp Width (MHz)	Pulse 1-to-2 Spacing (µsec)	Pulse 2-to-3 Spacing (µsec)	Starting Location Within Interval (µsec)
1	1	58.1	15	-	-	295141
2	2	71.7	15	1824	-	475438
3	1	63.4	15	-	-	658784
4	1	56.2	15	-	-	91405
5	3	87.9	15	1815	1834	271709
6	3	87.7	15	1087	1988	452854
7	1	50.5	15	-	-	636043
8	3	91.6	15	1652	1513	68761
9	2	72	15	1546	-	249963
10	3	94.7	15	1325	1080	430880
11	1	53.2	15	-	-	613802
12	3	95.3	15	1401	1099	46531
13	2	71.4	15	1847	-	227570
14	3	87.9	15	1263	1521	408214
15	3	90.5	15	1033	1169	589768
16	2	79.6	15	1304	-	24321
17						
18						
19						
20						

Trial Number:			30			Detection (Yes/No)
Number of Bursts in Trial:			19			
Chirp Center Frequency:			5322			Yes
Burst	Number of Pulses	Pulse Width (Microseconds)	Chirp Width (MHz)	Pulse 1-to-2 Spacing (µsec)	Pulse 2-to-3 Spacing (µsec)	Starting Location Within Interval (µsec)
1	2	66.9	19	1454	-	172993
2	2	67.5	19	1140	-	325639
3	1	61.6	19	-	-	479223
4	2	68.7	19	1534	-	1668
5	3	91	19	1902	1888	153444
6	3	93.7	19	1510	1023	305946
7	2	72.9	19	1431	-	458890
8	2	77.7	19	1170	-	611772
9	3	98.8	19	1922	1917	134905
10	3	88	19	1349	1259	287065
11	2	72.1	19	1405	-	440027
12	1	64	19	-	-	594434
13	1	57.7	19	-	-	116835
14	2	69.1	19	1212	-	268959
15	2	69.1	19	1574	-	421706
16	2	69.3	19	1058	-	573989
17	2	83	19	1531	-	97769
18	3	92.5	19	1792	1350	249498
19	2	74.5	19	1377	-	402744
20						

Report Number : FZ4N2610

DFS Radar Parameters
FCC Radar Type 1
Channel 114 Bandwidth 160MHz

Trial #	Pulse Repetition Frequency Number (1 to 23)	Pulse Repetition Frequency (Pulses Per Second)	Pulse Repetition Interval (Microseconds)	Detection (Yes / No)
1	6	1618.12	618	Yes
2	10	1432.66	698	Yes
3	9	1474.93	678	Yes
4	7	1567.40	638	Yes
5	19	1138.95	878	Yes
6	17	1193.32	838	Yes
7	8	1519.76	658	Yes
8	16	1222.49	818	Yes
9	13	1319.26	758	Yes
10	23	326.16	3066	Yes
11	3	1792.11	558	Yes
12	20	1113.59	898	Yes
13	21	1089.32	918	Yes
14	15	1253.13	798	Yes
15	18	1165.50	858	Yes
16		678.43	1474	Yes
17		571.43	1750	Yes
18		378.21	2644	Yes
19		495.29	2019	Yes
20		719.42	1390	Yes
21		657.46	1521	Yes
22		487.09	2053	Yes
23		596.66	1676	Yes
24		336.02	2976	Yes
25		359.84	2779	Yes
26		661.38	1512	Yes
27		1272.26	786	Yes
28		516.00	1938	Yes
29		482.63	2072	Yes
30		738.55	1354	Yes

Report Number : FZ4N2610

DFS Radar Parameters
FCC Radar Type 2
Channel 114 Bandwidth 160MHz

Trial #	Number Pulses per Burst	Pulse Width (Microseconds)	Pulse Repetition Interval (Microseconds)	Detection (Yes / No)
1	25	2.50	162	Yes
2	23	1.30	168	Yes
3	25	2.30	221	Yes
4	28	4.30	228	Yes
5	29	4.60	179	Yes
6	26	3.20	178	Yes
7	23	1.00	216	Yes
8	27	3.40	218	Yes
9	26	3.20	198	Yes
10	24	1.60	213	Yes
11	25	2.50	197	Yes
12	29	4.70	210	Yes
13	25	2.20	209	Yes
14	26	2.80	184	Yes
15	27	3.60	226	Yes
16	25	2.50	155	Yes
17	27	3.50	205	Yes
18	29	4.70	170	Yes
19	26	2.90	187	Yes
20	29	4.50	204	Yes
21	28	4.30	188	Yes
22	28	4.50	180	Yes
23	23	1.40	190	Yes
24	24	1.70	194	Yes
25	28	4.10	157	Yes
26	26	2.70	203	Yes
27	29	4.70	200	Yes
28	23	1.10	217	Yes
29	27	3.70	176	Yes
30	29	4.70	227	Yes

Report Number : FZ4N2610

DFS Radar Parameters
FCC Radar Type 3
Channel 114 Bandwidth 160MHz

Trial #	Number Pulses per Burst	Pulse Width (Microseconds)	Pulse Repetition Interval (Microseconds)	Detection (Yes / No)
1	17	7.50	490	Yes
2	16	6.30	450	Yes
3	16	7.30	358	Yes
4	18	9.30	201	Yes
5	18	9.60	219	Yes
6	17	8.20	471	Yes
7	16	6.00	251	Yes
8	17	8.40	271	Yes
9	17	8.20	500	Yes
10	16	6.60	486	Yes
11	17	7.50	234	Yes
12	18	9.70	390	Yes
13	16	7.20	372	Yes
14	17	7.80	297	Yes
15	17	8.60	369	Yes
16	17	7.50	388	Yes
17	17	8.50	394	Yes
18	18	9.70	236	Yes
19	17	7.90	463	Yes
20	18	9.50	284	Yes
21	18	9.30	451	Yes
22	18	9.50	313	Yes
23	16	6.40	480	Yes
24	16	6.70	476	Yes
25	18	9.10	370	Yes
26	17	7.70	217	Yes
27	18	9.70	345	Yes
28	16	6.10	454	Yes
29	17	8.70	357	Yes
30	18	9.70	241	Yes

DFS Radar Parameters
FCC Radar Type 4
Channel 114 Bandwidth 160MHz

Trial #	Number Pulses per Burst	Pulse Width (Microseconds)	Pulse Repetition Interval (Microseconds)	Detection (Yes / No)
1	13	14.40	490	Yes
2	12	11.70	450	Yes
3	13	13.90	358	Yes
4	16	18.40	201	Yes
5	16	19.00	219	Yes
6	14	16.00	471	Yes
7	12	11.10	251	Yes
8	14	16.40	271	Yes
9	14	16.00	500	Yes
10	12	12.30	486	Yes
11	13	14.30	234	Yes
12	16	19.20	390	Yes
13	13	13.70	372	Yes
14	14	15.00	297	Yes
15	15	16.90	369	Yes
16	13	14.50	388	Yes
17	15	16.70	394	Yes
18	16	19.40	236	Yes
19	14	15.40	463	Yes
20	16	18.90	284	Yes
21	16	18.50	451	Yes
22	16	18.70	313	Yes
23	12	11.90	480	Yes
24	12	12.60	476	Yes
25	15	18.10	370	Yes
26	14	14.90	217	Yes
27	16	19.20	345	Yes
28	12	11.40	454	Yes
29	15	17.00	357	Yes
30	16	19.20	241	Yes

Report Number : FZ4N2610

DFS Radar Parameters
FCC Radar Type 5
Channel 114 Bandwidth 160MHz

Trial Number:			1			Detection (Yes/No)
Number of Bursts in Trial:			12			
Chirp Center Frequency:			5290			Yes
Burst	Number of Pulses	Pulse Width (Microseconds)	Chirp Width (MHz)	Pulse 1-to-2 Spacing (µsec)	Pulse 2-to-3 Spacing (µsec)	Starting Location Within Interval (µsec)
1	2	69.1	11	1060	-	622807
2	1	54.3	11	-	-	865602
3	1	66.1	11	-	-	109369
4	3	90.9	11	1133	1039	350735
5	3	94	11	1441	1648	591763
6	2	77.7	11	1138	-	835105
7	1	50.6	11	-	-	79622
8	2	80	11	1523	-	321360
9	2	77.9	11	1424	-	563056
10	1	57.6	11	-	-	806417
11	2	68.5	11	1933	-	49670
12	3	95.5	11	1449	1921	290881
13						
14						
15						
16						
17						
18						
19						
20						

Trial Number:			2			Detection (Yes/No)
Number of Bursts in Trial:			9			
Chirp Center Frequency:			5290			Yes
Burst	Number of Pulses	Pulse Width (Microseconds)	Chirp Width (MHz)	Pulse 1-to-2 Spacing (µsec)	Pulse 2-to-3 Spacing (µsec)	Starting Location Within Interval (µsec)
1	1	65.2	6	-	-	712214
2	2	72.2	6	1832	-	1034314
3	2	82.8	6	1335	-	26550
4	2	69.4	6	1736	-	349231
5	2	81.4	6	1659	-	671745
6	3	96.3	6	1620	1558	993536
7	2	74.3	6	1260	-	1316934
8	3	93.7	6	1299	1664	309187
9	3	91.2	6	1036	1106	631983
10						
11						
12						
13						
14						
15						
16						
17						
18						
19						
20						

DFS Radar Parameters
FCC Radar Type 5
Channel 114 Bandwidth 160MHz

Trial Number:			3			Detection (Yes/No)
Number of Bursts in Trial:			12			
Chirp Center Frequency:			5290			Yes
Burst	Number of Pulses	Pulse Width (Microseconds)	Chirp Width (MHz)	Pulse 1-to-2 Spacing (µsec)	Pulse 2-to-3 Spacing (µsec)	Starting Location Within Interval (µsec)
1	3	92.8	10	1257	1103	714595
2	1	54.9	10	-	-	959069
3	1	58.8	10	-	-	202464
4	3	89	10	1389	1227	443224
5	2	71.9	10	1777	-	685726
6	3	95.3	10	1394	1889	925899
7	1	52.4	10	-	-	172537
8	2	83.1	10	1959	-	413965
9	3	95.3	10	1960	1352	654530
10	3	91.9	10	1029	1253	896667
11	3	83.7	10	1967	1915	142176
12	2	71.4	10	1894	-	384347
13						
14						
15						
16						
17						
18						
19						
20						

Trial Number:			4			Detection (Yes/No)
Number of Bursts in Trial:			18			
Chirp Center Frequency:			5290			Yes
Burst	Number of Pulses	Pulse Width (Microseconds)	Chirp Width (MHz)	Pulse 1-to-2 Spacing (µsec)	Pulse 2-to-3 Spacing (µsec)	Starting Location Within Interval (µsec)
1	3	83.6	18	1591	1413	416022
2	2	72.4	18	1152	-	578462
3	1	54.1	18	-	-	75208
4	3	87.3	18	1700	1207	235363
5	2	81	18	1347	-	397134
6	1	53.7	18	-	-	559366
7	1	57.7	18	-	-	55380
8	2	78.5	18	1536	-	216168
9	2	68.5	18	1417	-	377281
10	1	55	18	-	-	539656
11	1	61.6	18	-	-	35499
12	2	69.2	18	1515	-	196509
13	1	61.9	18	-	-	358240
14	3	92.5	18	1258	1481	517719
15	3	85.2	18	1599	1416	15551
16	2	80.6	18	1225	-	176741
17	3	96.6	18	1174	1508	336869
18	2	69.2	18	1328	-	498252
19						
20						

DFS Radar Parameters
FCC Radar Type 5
Channel 114 Bandwidth 160MHz

Trial Number:			5			Detection (Yes/No)
Number of Bursts in Trial:			19			
Chirp Center Frequency:			5290			Yes
Burst	Number of Pulses	Pulse Width (Microseconds)	Chirp Width (MHz)	Pulse 1-to-2 Spacing (µsec)	Pulse 2-to-3 Spacing (µsec)	Starting Location Within Interval (µsec)
1	1	61.4	19	-	-	626237
2	2	73.4	19	1752	-	148312
3	3	99	19	1613	1283	300253
4	2	83	19	1719	-	453225
5	2	76.3	19	1550	-	605782
6	3	99.4	19	1044	1273	129433
7	1	57.3	19	-	-	282758
8	1	51.8	19	-	-	435894
9	2	72.1	19	1312	-	587580
10	2	82.5	19	1130	-	110881
11	3	98.3	19	1793	1345	262710
12	3	97	19	1237	1332	415329
13	2	82.6	19	1057	-	568345
14	1	65.8	19	-	-	92350
15	3	84.8	19	1050	1605	244233
16	2	74.1	19	1208	-	397346
17	2	81.6	19	1726	-	549068
18	3	99.8	19	1037	1386	73193
19	2	78.7	19	1434	-	225882
20						

Trial Number:			6			Detection (Yes/No)
Number of Bursts in Trial:			15			
Chirp Center Frequency:			5290			Yes
Burst	Number of Pulses	Pulse Width (Microseconds)	Chirp Width (MHz)	Pulse 1-to-2 Spacing (µsec)	Pulse 2-to-3 Spacing (µsec)	Starting Location Within Interval (µsec)
1	2	82.2	13	1154	-	479938
2	1	50.3	13	-	-	674391
3	3	92.5	13	1246	1043	69064
4	1	66.5	13	-	-	262798
5	1	65.1	13	-	-	456505
6	2	72.6	13	1744	-	648485
7	3	87.8	13	1365	1150	45311
8	3	93.4	13	1873	1996	237898
9	3	89.7	13	1017	1356	431750
10	2	77	13	1412	-	625227
11	2	79.5	13	1999	-	21532
12	1	60.1	13	-	-	215257
13	2	71.9	13	1067	-	408145
14	3	86.5	13	1500	1336	600097
15	2	76.1	13	1931	-	794420
16						
17						
18						
19						
20						

DFS Radar Parameters
FCC Radar Type 5
Channel 114 Bandwidth 160MHz

Trial Number:			7			Detection (Yes/No)
Number of Bursts in Trial:			8			
Chirp Center Frequency:			5290			Yes
Burst	Number of Pulses	Pulse Width (Microseconds)	Chirp Width (MHz)	Pulse 1-to-2 Spacing (μsec)	Pulse 2-to-3 Spacing (μsec)	Starting Location Within Interval (μsec)
1	2	80.5	5	1073	-	359025
2	1	60.2	5	-	-	722699
3	2	72.4	5	1812	-	1084698
4	1	50.6	5	-	-	1449476
5	3	96.2	5	1229	1430	313752
6	1	54.7	5	-	-	677752
7	2	79.9	5	1660	-	1040132
8	2	79.2	5	1390	-	1403464
9						
10						
11						
12						
13						
14						
15						
16						
17						
18						
19						
20						

Trial Number:			8			Detection (Yes/No)
Number of Bursts in Trial:			15			
Chirp Center Frequency:			5290			Yes
Burst	Number of Pulses	Pulse Width (Microseconds)	Chirp Width (MHz)	Pulse 1-to-2 Spacing (μsec)	Pulse 2-to-3 Spacing (μsec)	Starting Location Within Interval (μsec)
1	2	81.6	14	1884	-	143284
2	2	75.3	14	1886	-	336365
3	2	80.3	14	1316	-	530177
4	2	71.6	14	1287	-	723746
5	2	72.4	14	1803	-	119592
6	3	95.9	14	1203	1221	312717
7	3	84.4	14	1641	1457	505126
8	3	87.9	14	1271	1158	699028
9	1	60.8	14	-	-	95944
10	3	85.4	14	1267	1662	288489
11	1	51.9	14	-	-	483143
12	1	64.4	14	-	-	677159
13	2	68.9	14	1547	-	71940
14	2	68.9	14	1182	-	265542
15	1	56.9	14	-	-	459651
16						
17						
18						
19						
20						

DFS Radar Parameters
FCC Radar Type 5
Channel 114 Bandwidth 160MHz

Trial Number:			9			Detection (Yes/No)
Number of Bursts in Trial:			15			
Chirp Center Frequency:			5290			Yes
Burst	Number of Pulses	Pulse Width (Microseconds)	Chirp Width (MHz)	Pulse 1-to-2 Spacing (µsec)	Pulse 2-to-3 Spacing (µsec)	Starting Location Within Interval (µsec)
1	3	83.9	13	1482	1582	650594
2	1	60.3	13	-	-	48283
3	3	88.6	13	1681	1501	240825
4	1	56	13	-	-	435482
5	2	67.6	13	1143	-	628532
6	2	74.8	13	1176	-	24382
7	3	92.6	13	1032	1436	217326
8	2	72.3	13	1622	-	410645
9	2	76.4	13	1300	-	604199
10	1	60.4	13	-	-	556
11	1	56.5	13	-	-	194157
12	3	85.3	13	1787	1685	386413
13	2	74.5	13	1228	-	580841
14	1	51.7	13	-	-	775079
15	2	80.9	13	1709	-	169984
16						
17						
18						
19						
20						

Trial Number:			10			Detection (Yes/No)
Number of Bursts in Trial:			9			
Chirp Center Frequency:			5290			Yes
Burst	Number of Pulses	Pulse Width (Microseconds)	Chirp Width (MHz)	Pulse 1-to-2 Spacing (µsec)	Pulse 2-to-3 Spacing (µsec)	Starting Location Within Interval (µsec)
1	1	53.6	7	-	-	607378
2	2	74	7	1691	-	929197
3	1	52.2	7	-	-	1253191
4	2	71.2	7	1997	-	243935
5	1	60.9	7	-	-	567382
6	3	91.2	7	1485	1765	888385
7	3	84.9	7	1418	1688	1210284
8	1	51	7	-	-	204559
9	1	65.3	7	-	-	527656
10						
11						
12						
13						
14						
15						
16						
17						
18						
19						
20						

DFS Radar Parameters
FCC Radar Type 5
Channel 114 Bandwidth 160MHz

Trial Number:			11			Detection (Yes/No)
Number of Bursts in Trial:			12			
Chirp Center Frequency:			5258			Yes
Burst	Number of Pulses	Pulse Width (Microseconds)	Chirp Width (MHz)	Pulse 1-to-2 Spacing (µsec)	Pulse 2-to-3 Spacing (µsec)	Starting Location Within Interval (µsec)
1	3	97.6	10	1929	1085	635568
2	1	55.2	10	-	-	879487
3	3	89.2	10	1634	1596	123197
4	2	68.6	10	1012	-	365343
5	2	74.7	10	1772	-	606659
6	2	70	10	1973	-	847989
7	2	72.1	10	1811	-	93517
8	1	57.1	10	-	-	336020
9	1	61.5	10	-	-	578163
10	1	53.3	10	-	-	820597
11	3	88.5	10	1864	1313	63651
12	3	90.3	10	1387	1055	305181
13						
14						
15						
16						
17						
18						
19						
20						

Trial Number:			12			Detection (Yes/No)
Number of Bursts in Trial:			19			
Chirp Center Frequency:			5259			Yes
Burst	Number of Pulses	Pulse Width (Microseconds)	Chirp Width (MHz)	Pulse 1-to-2 Spacing (µsec)	Pulse 2-to-3 Spacing (µsec)	Starting Location Within Interval (µsec)
1	1	57.5	19	-	-	345912
2	3	98.7	19	1125	1018	497064
3	1	62.3	19	-	-	21475
4	1	54.4	19	-	-	174400
5	3	89.1	19	1663	1111	325454
6	1	53	19	-	-	479708
7	1	53.8	19	-	-	2669
8	1	61.2	19	-	-	155369
9	1	65.9	19	-	-	308189
10	1	60.5	19	-	-	460816
11	1	59.9	19	-	-	614058
12	3	86.1	19	1952	1294	135918
13	2	80	19	1320	-	289094
14	2	81.8	19	1041	-	441900
15	2	77.9	19	1145	-	593998
16	1	62.1	19	-	-	117775
17	3	97.7	19	1255	1185	269573
18	1	58	19	-	-	423191
19	1	65.7	19	-	-	576006
20						

DFS Radar Parameters
FCC Radar Type 5
Channel 114 Bandwidth 160MHz

Trial Number:			13			Detection (Yes/No)
Number of Bursts in Trial:			11			
Chirp Center Frequency:			5257			Yes
Burst	Number of Pulses	Pulse Width (Microseconds)	Chirp Width (MHz)	Pulse 1-to-2 Spacing (µsec)	Pulse 2-to-3 Spacing (µsec)	Starting Location Within Interval (µsec)
1	3	99	9	1034	1127	170838
2	1	59.3	9	-	-	435392
3	2	73.3	9	1655	-	698620
4	1	58.4	9	-	-	963991
5	1	62.4	9	-	-	138644
6	3	85.6	9	1539	1535	401563
7	2	74	9	1395	-	666071
8	3	97.6	9	1005	1509	929270
9	1	56.4	9	-	-	106083
10	3	88.4	9	1544	1187	369278
11	3	99.4	9	1360	1966	632710
12						
13						
14						
15						
16						
17						
18						
19						
20						

Trial Number:			14			Detection (Yes/No)
Number of Bursts in Trial:			13			
Chirp Center Frequency:			5255			Yes
Burst	Number of Pulses	Pulse Width (Microseconds)	Chirp Width (MHz)	Pulse 1-to-2 Spacing (µsec)	Pulse 2-to-3 Spacing (µsec)	Starting Location Within Interval (µsec)
1	2	73.8	12	1358	-	759055
2	2	71.1	12	1167	-	62125
3	1	63.3	12	-	-	285746
4	3	90.6	12	1667	1247	507648
5	3	96.2	12	1567	1608	730003
6	2	75.3	12	1216	-	34655
7	3	90	12	1293	1142	257543
8	2	66.7	12	1694	-	480798
9	2	71.8	12	1527	-	703797
10	3	88.2	12	1585	1364	7135
11	2	81	12	1689	-	230257
12	3	89.9	12	1955	1818	452114
13	3	99.5	12	1760	1974	674820
14						
15						
16						
17						
18						
19						
20						

DFS Radar Parameters
FCC Radar Type 5
Channel 114 Bandwidth 160MHz

Trial Number:			15			Detection (Yes/No)
Number of Bursts in Trial:			16			
Chirp Center Frequency:			5259			Yes
Burst	Number of Pulses	Pulse Width (Microseconds)	Chirp Width (MHz)	Pulse 1-to-2 Spacing (µsec)	Pulse 2-to-3 Spacing (µsec)	Starting Location Within Interval (µsec)
1	3	87.1	15	1218	1135	729546
2	3	95.4	15	1947	1771	164192
3	1	53.1	15	-	-	346474
4	3	88.7	15	1556	1791	525418
5	3	93	15	1604	1340	706432
6	3	92.1	15	1935	1516	141935
7	1	59.9	15	-	-	324297
8	1	59.5	15	-	-	505670
9	1	53.5	15	-	-	687161
10	3	87.7	15	1581	1108	119815
11	3	89.5	15	1590	1369	300640
12	2	81	15	1031	-	482648
13	3	84.3	15	1265	1393	662144
14	3	90.2	15	1628	1949	97384
15	3	100	15	1090	1538	278510
16	2	68.8	15	1942	-	459844
17						
18						
19						
20						

Trial Number:			16			Detection (Yes/No)
Number of Bursts in Trial:			13			
Chirp Center Frequency:			5256			Yes
Burst	Number of Pulses	Pulse Width (Microseconds)	Chirp Width (MHz)	Pulse 1-to-2 Spacing (µsec)	Pulse 2-to-3 Spacing (µsec)	Starting Location Within Interval (µsec)
1	1	65	11	-	-	790841
2	1	55.4	11	-	-	92982
3	3	97.5	11	1419	1530	315677
4	2	72.8	11	1366	-	539268
5	1	66.5	11	-	-	763535
6	3	86.7	11	1183	1403	65303
7	3	88.8	11	1438	1071	288159
8	2	72.8	11	1650	-	511330
9	3	89.4	11	1104	1114	734173
10	3	85.7	11	1968	1391	37815
11	1	52.6	11	-	-	261422
12	2	72.2	11	1774	-	484210
13	2	80.9	11	1199	-	707269
14						
15						
16						
17						
18						
19						
20						

DFS Radar Parameters
FCC Radar Type 5
Channel 114 Bandwidth 160MHz

Trial Number:			17			Detection (Yes/No)
Number of Bursts in Trial:			16			
Chirp Center Frequency:			5259			Yes
Burst	Number of Pulses	Pulse Width (Microseconds)	Chirp Width (MHz)	Pulse 1-to-2 Spacing (µsec)	Pulse 2-to-3 Spacing (µsec)	Starting Location Within Interval (µsec)
1	3	86.2	15	1010	1629	8432
2	2	77.5	15	1019	-	189823
3	2	68	15	1301	-	371123
4	2	69.5	15	1738	-	552112
5	2	73.9	15	1361	-	733655
6	2	71.4	15	1976	-	167129
7	2	67	15	1078	-	348882
8	2	82.4	15	1317	-	529877
9	3	85.4	15	1598	1788	709200
10	1	54.5	15	-	-	145313
11	1	64.4	15	-	-	326991
12	2	78.5	15	1941	-	507247
13	3	89.9	15	1376	1653	687367
14	2	70.3	15	1506	-	122736
15	3	83.4	15	1435	1671	303325
16	2	73.8	15	1484	-	484865
17						
18						
19						
20						

Trial Number:			18			Detection (Yes/No)
Number of Bursts in Trial:			20			
Chirp Center Frequency:			5255			Yes
Burst	Number of Pulses	Pulse Width (Microseconds)	Chirp Width (MHz)	Pulse 1-to-2 Spacing (µsec)	Pulse 2-to-3 Spacing (µsec)	Starting Location Within Interval (µsec)
1	1	59.6	19	-	-	533479
2	1	61.9	19	-	-	80351
3	3	85.1	19	1712	1474	224234
4	3	90.1	19	1238	1193	369124
5	3	98	19	1686	1675	512735
6	1	56.8	19	-	-	62484
7	2	82.7	19	1415	-	207057
8	3	83.6	19	1951	1725	350461
9	2	67	19	1374	-	496572
10	2	82.9	19	1428	-	44565
11	1	50.3	19	-	-	189854
12	1	56.5	19	-	-	335181
13	2	80.4	19	1450	-	478898
14	3	99.4	19	1141	1261	26670
15	1	57.3	19	-	-	172005
16	3	89.4	19	1291	1865	315224
17	3	87.8	19	1913	1723	459521
18	2	78.6	19	1619	-	8856
19	2	67.3	19	1769	-	153477
20	1	60.2	19	-	-	299178

DFS Radar Parameters
FCC Radar Type 5
Channel 114 Bandwidth 160MHz

Trial Number:			19			Detection (Yes/No)
Number of Bursts in Trial:			14			
Chirp Center Frequency:			5256			Yes
Burst	Number of Pulses	Pulse Width (Microseconds)	Chirp Width (MHz)	Pulse 1-to-2 Spacing (µsec)	Pulse 2-to-3 Spacing (µsec)	Starting Location Within Interval (µsec)
1	2	71.5	12	1707	-	634049
2	1	61.5	12	-	-	842444
3	1	60.3	12	-	-	194596
4	2	68.8	12	1421	-	401511
5	2	82.9	12	1137	-	608688
6	3	86.4	12	1649	1117	814199
7	2	79.7	12	1243	-	168759
8	1	50.9	12	-	-	376479
9	2	83.1	12	1670	-	582830
10	3	94.4	12	1048	1235	789360
11	2	76.6	12	1220	-	143311
12	1	66.4	12	-	-	351208
13	1	55.3	12	-	-	558653
14	3	99	12	1606	1463	763542
15						
16						
17						
18						
19						
20						

Trial Number:			20			Detection (Yes/No)
Number of Bursts in Trial:			19			
Chirp Center Frequency:			5255			Yes
Burst	Number of Pulses	Pulse Width (Microseconds)	Chirp Width (MHz)	Pulse 1-to-2 Spacing (µsec)	Pulse 2-to-3 Spacing (µsec)	Starting Location Within Interval (µsec)
1	2	79.7	18	1643	-	86637
2	2	73.8	18	1753	-	239173
3	2	67.6	18	1168	-	392082
4	2	82.2	18	1162	-	544404
5	2	83	18	1496	-	67913
6	2	79.4	18	1679	-	220451
7	3	94.8	18	1334	1359	372207
8	3	84.5	18	1862	1061	524082
9	1	52.4	18	-	-	49248
10	3	91	18	1912	1426	200934
11	2	71.1	18	1468	-	354246
12	1	60.5	18	-	-	507699
13	1	52	18	-	-	30410
14	3	86	18	1693	1357	182367
15	3	97.2	18	1110	1993	334167
16	2	75	18	1324	-	487736
17	3	90.8	18	1759	1805	11522
18	1	61.3	18	-	-	164446
19	1	52.9	18	-	-	316962
20						

DFS Radar Parameters
FCC Radar Type 5
Channel 114 Bandwidth 160MHz

Trial Number:			21			Detection (Yes/No)
Number of Bursts in Trial:			18			
Chirp Center Frequency:			5323			Yes
Burst	Number of Pulses	Pulse Width (Microseconds)	Chirp Width (MHz)	Pulse 1-to-2 Spacing (µsec)	Pulse 2-to-3 Spacing (µsec)	Starting Location Within Interval (µsec)
1	2	73.2	18	1820	-	494733
2	1	52.3	18	-	-	657997
3	3	98.1	18	1918	1014	153009
4	1	51.5	18	-	-	315235
5	1	66.3	18	-	-	476557
6	1	57.2	18	-	-	637343
7	1	61.5	18	-	-	133860
8	2	77.1	18	1577	-	294530
9	2	81.8	18	1721	-	455018
10	1	50.4	18	-	-	617532
11	2	72.7	18	1729	-	113607
12	1	56.3	18	-	-	275239
13	3	83.9	18	1402	1308	434666
14	1	51.2	18	-	-	597568
15	2	81.4	18	1958	-	93780
16	2	69.6	18	1458	-	254909
17	3	83.6	18	1754	1645	414879
18	2	71.8	18	1303	-	576683
19						
20						

Trial Number:			22			Detection (Yes/No)
Number of Bursts in Trial:			19			
Chirp Center Frequency:			5325			Yes
Burst	Number of Pulses	Pulse Width (Microseconds)	Chirp Width (MHz)	Pulse 1-to-2 Spacing (µsec)	Pulse 2-to-3 Spacing (µsec)	Starting Location Within Interval (µsec)
1	1	55.5	18	-	-	70227
2	3	95.6	18	1319	1654	221910
3	3	88	18	1992	1123	373825
4	1	65.4	18	-	-	528980
5	3	87.1	18	1455	1908	51153
6	1	59.1	18	-	-	204235
7	2	69.3	18	1016	-	356610
8	3	97.7	18	1518	1134	508076
9	2	72.4	18	1004	-	32556
10	3	84.4	18	1477	1583	184646
11	3	93.7	18	1703	1985	336319
12	1	53.7	18	-	-	491148
13	1	58	18	-	-	13811
14	1	53.6	18	-	-	166546
15	1	65.3	18	-	-	319246
16	1	63.4	18	-	-	472072
17	2	82.1	18	1541	-	623890
18	3	96.7	18	1171	1159	147363
19	2	81.7	18	1120	-	300018
20						

DFS Radar Parameters
FCC Radar Type 5
Channel 114 Bandwidth 160MHz

Trial Number:			23			Detection (Yes/No)
Number of Bursts in Trial:			9			
Chirp Center Frequency:			5321			Yes
Burst	Number of Pulses	Pulse Width (Microseconds)	Chirp Width (MHz)	Pulse 1-to-2 Spacing (µsec)	Pulse 2-to-3 Spacing (µsec)	Starting Location Within Interval (µsec)
1	2	72.2	6	1172	-	957557
2	1	51.2	6	-	-	1281246
3	2	75	6	1410	-	272272
4	2	71.5	6	1507	-	595104
5	1	52.2	6	-	-	918917
6	1	63	6	-	-	1241917
7	3	84	6	1814	1964	232161
8	2	79.8	6	1471	-	555060
9	3	84.7	6	1083	1298	877289
10						
11						
12						
13						
14						
15						
16						
17						
18						
19						
20						

Trial Number:			24			Detection (Yes/No)
Number of Bursts in Trial:			10			
Chirp Center Frequency:			5324			Yes
Burst	Number of Pulses	Pulse Width (Microseconds)	Chirp Width (MHz)	Pulse 1-to-2 Spacing (µsec)	Pulse 2-to-3 Spacing (µsec)	Starting Location Within Interval (µsec)
1	3	87.2	7	1903	1118	1078640
2	1	59.2	7	-	-	173653
3	2	70.7	7	1475	-	463640
4	1	66.4	7	-	-	755278
5	1	63.6	7	-	-	1045678
6	1	53.2	7	-	-	137886
7	3	85.2	7	1673	1979	427458
8	1	65.8	7	-	-	719496
9	1	65	7	-	-	1010183
10	1	57.7	7	-	-	102084
11						
12						
13						
14						
15						
16						
17						
18						
19						
20						

DFS Radar Parameters
FCC Radar Type 5
Channel 114 Bandwidth 160MHz

Trial Number:			25			Detection (Yes/No)
Number of Bursts in Trial:			18			
Chirp Center Frequency:			5324			Yes
Burst	Number of Pulses	Pulse Width (Microseconds)	Chirp Width (MHz)	Pulse 1-to-2 Spacing (μsec)	Pulse 2-to-3 Spacing (μsec)	Starting Location Within Interval (μsec)
1	1	65.2	17	-	-	218031
2	3	89	17	1001	1432	377797
3	2	82.2	17	1853	-	539217
4	2	68.6	17	1222	-	36715
5	3	84.8	17	1575	1623	197063
6	2	77.1	17	1217	-	358955
7	3	83.5	17	1241	1610	518549
8	2	78	17	1563	-	16886
9	3	92.5	17	1926	1511	177465
10	2	69.1	17	1972	-	338779
11	3	91.1	17	1841	1266	498497
12	2	70.4	17	1063	-	661019
13	2	69.1	17	1348	-	158078
14	3	84.7	17	1191	1872	318039
15	3	88	17	1065	1548	479398
16	1	61.4	17	-	-	642148
17	2	70.5	17	1275	-	138328
18	2	80.6	17	1453	-	299123
19						
20						

Trial Number:			26			Detection (Yes/No)
Number of Bursts in Trial:			13			
Chirp Center Frequency:			5327			Yes
Burst	Number of Pulses	Pulse Width (Microseconds)	Chirp Width (MHz)	Pulse 1-to-2 Spacing (μsec)	Pulse 2-to-3 Spacing (μsec)	Starting Location Within Interval (μsec)
1	2	74	12	1868	-	637479
2	3	85.7	12	1327	1850	859519
3	1	52.4	12	-	-	164397
4	1	53.1	12	-	-	387881
5	2	79.4	12	1584	-	610348
6	3	84.7	12	1615	1181	832618
7	1	60.4	12	-	-	136847
8	1	63.1	12	-	-	360315
9	1	63.7	12	-	-	583877
10	2	77.2	12	1487	-	805751
11	3	90.2	12	1341	1601	108941
12	1	54.8	12	-	-	332929
13	2	68.5	12	1730	-	555354
14						
15						
16						
17						
18						
19						
20						

DFS Radar Parameters
FCC Radar Type 5
Channel 114 Bandwidth 160MHz

Trial Number:			27			Detection (Yes/No)
Number of Bursts in Trial:			19			
Chirp Center Frequency:			5322			Yes
Burst	Number of Pulses	Pulse Width (Microseconds)	Chirp Width (MHz)	Pulse 1-to-2 Spacing (µsec)	Pulse 2-to-3 Spacing (µsec)	Starting Location Within Interval (µsec)
1	3	99.5	19	1414	1277	531239
2	3	98.5	19	2000	1526	55639
3	2	74.4	19	1021	-	208341
4	2	81.4	19	1408	-	360981
5	3	92.7	19	1637	1683	511833
6	3	90.1	19	1624	1079	36945
7	2	82.6	19	1626	-	189333
8	3	90.2	19	1807	1780	340810
9	3	94.4	19	1239	1146	493474
10	2	68.7	19	1680	-	18226
11	3	85	19	1166	1998	170337
12	3	91.5	19	1682	1251	322483
13	1	60.6	19	-	-	476557
14	3	93.7	19	1767	1773	626389
15	2	66.8	19	1460	-	151807
16	3	90.2	19	1746	1148	303868
17	3	86	19	1635	1443	455580
18	2	78.5	19	1165	-	609487
19	1	52.2	19	-	-	133378
20						

Trial Number:			28			Detection (Yes/No)
Number of Bursts in Trial:			8			
Chirp Center Frequency:			5321			Yes
Burst	Number of Pulses	Pulse Width (Microseconds)	Chirp Width (MHz)	Pulse 1-to-2 Spacing (µsec)	Pulse 2-to-3 Spacing (µsec)	Starting Location Within Interval (µsec)
1	2	82.7	5	1830	-	679747
2	1	54.5	5	-	-	1044447
3	3	91.8	5	1128	1631	1405311
4	2	79.3	5	1070	-	272436
5	1	55.3	5	-	-	635912
6	1	62.1	5	-	-	999476
7	1	59.6	5	-	-	1362670
8	3	97.6	5	1837	1025	227301
9						
10						
11						
12						
13						
14						
15						
16						
17						
18						
19						
20						

Report Number : FZ4N2610

DFS Radar Parameters
FCC Radar Type 5
Channel 114 Bandwidth 160MHz

Trial Number:			29			Detection (Yes/No)
Number of Bursts in Trial:			16			
Chirp Center Frequency:			5325			Yes
Burst	Number of Pulses	Pulse Width (Microseconds)	Chirp Width (MHz)	Pulse 1-to-2 Spacing (µsec)	Pulse 2-to-3 Spacing (µsec)	Starting Location Within Interval (µsec)
1	1	58.1	15	-	-	295141
2	2	71.7	15	1824	-	475438
3	1	63.4	15	-	-	658784
4	1	56.2	15	-	-	91405
5	3	87.9	15	1815	1834	271709
6	3	87.7	15	1087	1988	452854
7	1	50.5	15	-	-	636043
8	3	91.6	15	1652	1513	68761
9	2	72	15	1546	-	249963
10	3	94.7	15	1325	1080	430880
11	1	53.2	15	-	-	613802
12	3	95.3	15	1401	1099	46531
13	2	71.4	15	1847	-	227570
14	3	87.9	15	1263	1521	408214
15	3	90.5	15	1033	1169	589768
16	2	79.6	15	1304	-	24321
17						
18						
19						
20						

Trial Number:			30			Detection (Yes/No)
Number of Bursts in Trial:			19			
Chirp Center Frequency:			5322			Yes
Burst	Number of Pulses	Pulse Width (Microseconds)	Chirp Width (MHz)	Pulse 1-to-2 Spacing (µsec)	Pulse 2-to-3 Spacing (µsec)	Starting Location Within Interval (µsec)
1	2	66.9	19	1454	-	172993
2	2	67.5	19	1140	-	325639
3	1	61.6	19	-	-	479223
4	2	68.7	19	1534	-	1668
5	3	91	19	1902	1888	153444
6	3	93.7	19	1510	1023	305946
7	2	72.9	19	1431	-	458890
8	2	77.7	19	1170	-	611772
9	3	98.8	19	1922	1917	134905
10	3	88	19	1349	1259	287065
11	2	72.1	19	1405	-	440027
12	1	64	19	-	-	594434
13	1	57.7	19	-	-	116835
14	2	69.1	19	1212	-	268959
15	2	69.1	19	1574	-	421706
16	2	69.3	19	1058	-	573989
17	2	83	19	1531	-	97769
18	3	92.5	19	1792	1350	249498
19	2	74.5	19	1377	-	402744
20						