CP-OFDM Module 0

NR Band n260 / 100MHz / 16QAM

Lowest Band Edge / Full RB

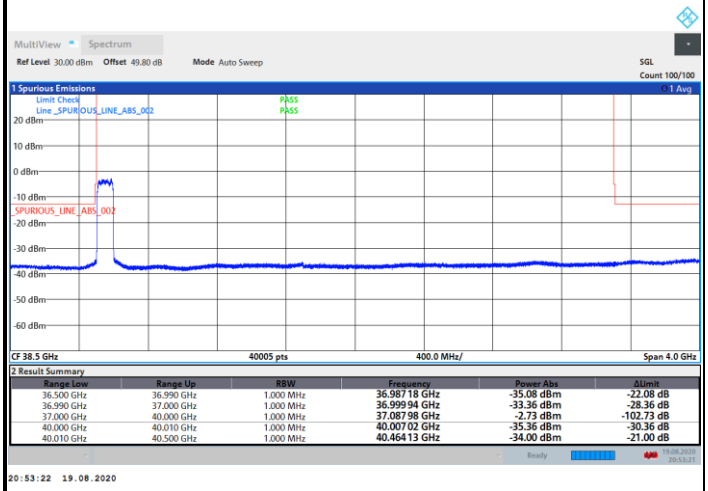

Range Low	Range Up	RBW	Frequency	Power Abs	ΔLimit
36.500 GHz	36.990 GHz	1.000 MHz	36.987 18 GHz	-35.08 dBm	-22.08 dB
36.990 GHz	37.000 GHz	1.000 MHz	36.999 94 GHz	-33.36 dBm	-28.36 dB
37.000 GHz	40.000 GHz	1.000 MHz	37.087 98 GHz	-2.73 dBm	-102.73 dB
40.000 GHz	40.010 GHz	1.000 MHz	40.007 02 GHz	-35.36 dBm	-30.36 dB
40.010 GHz	40.500 GHz	1.000 MHz	40.464 13 GHz	-34.00 dBm	-21.00 dB

20:53:22 19.08.2020

Highest Band Edge / Full RB

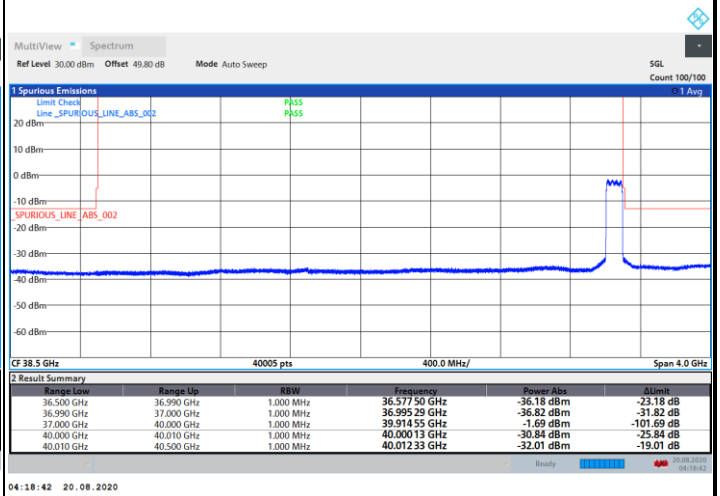

Range Low	Range Up	RBW	Frequency	Power Abs	ΔLimit
36.500 GHz	36.990 GHz	1.000 MHz	36.577 50 GHz	-36.18 dBm	-23.18 dB
36.990 GHz	37.000 GHz	1.000 MHz	36.995 29 GHz	-36.82 dBm	-31.82 dB
37.000 GHz	40.000 GHz	1.000 MHz	39.914 55 GHz	-1.69 dBm	-101.69 dB
40.000 GHz	40.010 GHz	1.000 MHz	40.000 13 GHz	-30.84 dBm	-25.84 dB
40.010 GHz	40.500 GHz	1.000 MHz	40.012 33 GHz	-32.01 dBm	-19.01 dB

04:18:42 20.08.2020

NR Band n260 / 100MHz / 64QAM

Lowest Band Edge / Full RB

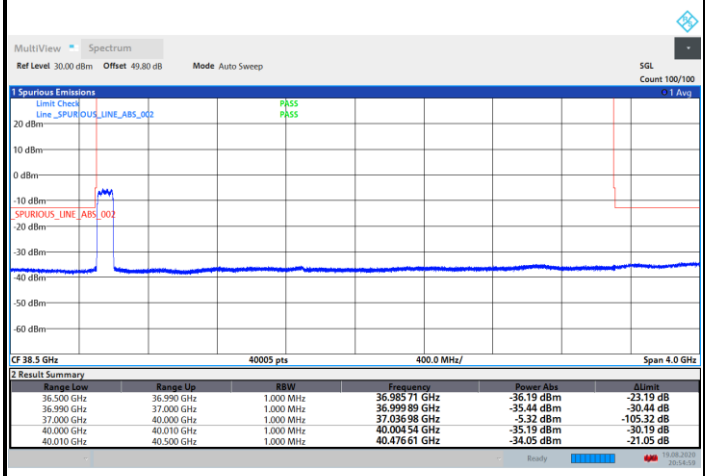

Range Low	Range Up	RBW	Frequency	Power Abs	ΔLimit
36.500 GHz	36.990 GHz	1.000 MHz	36.985 71 GHz	-36.19 dBm	-23.19 dB
36.990 GHz	37.000 GHz	1.000 MHz	36.999 89 GHz	-35.44 dBm	-30.44 dB
37.000 GHz	40.000 GHz	1.000 MHz	37.036 98 GHz	-5.32 dBm	-105.32 dB
40.000 GHz	40.010 GHz	1.000 MHz	40.004 54 GHz	-35.19 dBm	-30.19 dB
40.010 GHz	40.500 GHz	1.000 MHz	40.476 61 GHz	-34.05 dBm	-21.05 dB

20:55:00 19.08.2020

Highest Band Edge / Full RB

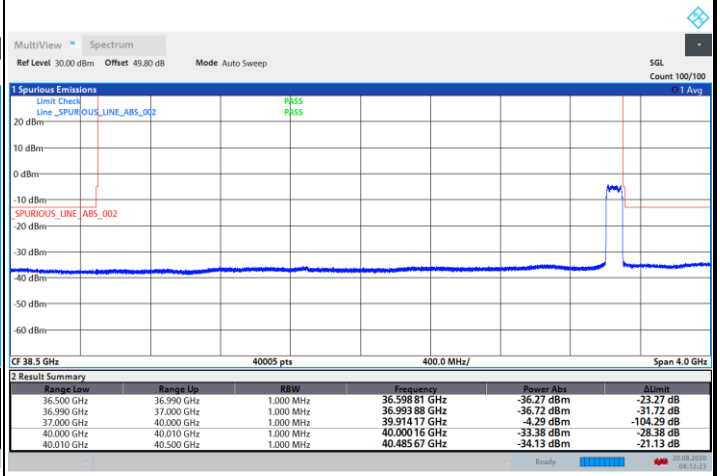

Range Low	Range Up	RBW	Frequency	Power Abs	ΔLimit
36.500 GHz	36.990 GHz	1.000 MHz	36.598 81 GHz	-36.27 dBm	-23.27 dB
36.990 GHz	37.000 GHz	1.000 MHz	36.993 88 GHz	-36.72 dBm	-31.72 dB
37.000 GHz	40.000 GHz	1.000 MHz	39.914 17 GHz	-4.29 dBm	-104.29 dB
40.000 GHz	40.010 GHz	1.000 MHz	40.000 16 GHz	-33.38 dBm	-28.38 dB
40.010 GHz	40.500 GHz	1.000 MHz	40.485 67 GHz	-34.13 dBm	-21.13 dB

04:12:24 20.08.2020

Spurious Emission

There is no significant spurious emission signal found for frequency started from 9kHz up to 18GHz.

Only the noise floor is reported.

NR Band n260 (30MHz-1GHz)

Horizontal

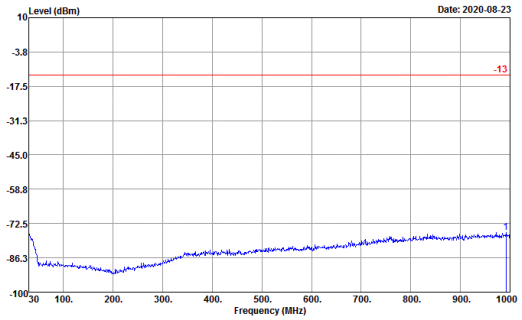

Site : 03CH10-HY
Condition : -13 EIRP_WO HORIZONTAL
Project : 041657-01
: n260 Module 0

	Freq	Level	Over Limit	Limit Line
	MHz	dBm	dB	dBm
1	992.24	-75.95	-62.95	-13.00

Vertical

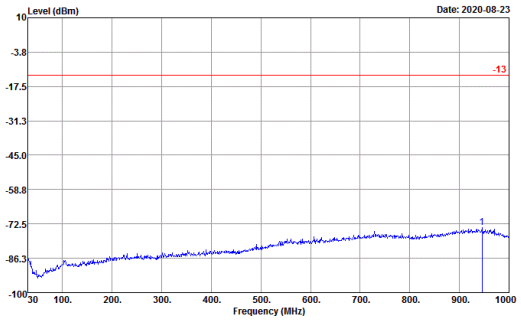

Site : 03CH10-HY
Condition : -13 EIRP_WO VERTICAL
Project : 041657-01
: n260 Module 0

	Freq	Level	Over Limit	Limit Line
	MHz	dBm	dB	dBm
1	945.68	-74.05	-61.05	-13.00

NR Band n260 (1GHz-18GHz)

Horizontal

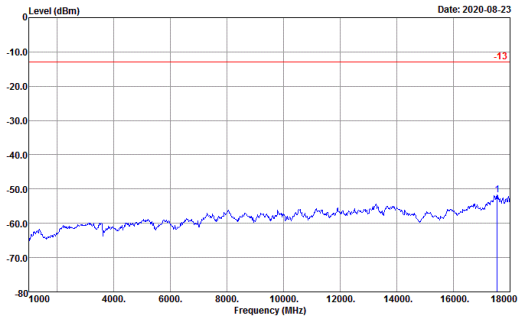

Site : 03CH10-HY
Condition : -13 EIRP_WO HORIZONTAL
Project : 041657-01
: n260 Module 0

	Freq	Level	Over Limit	Limit Line
	MHz	dBm	dB	dBm
1	17541.00	-51.75	-38.75	-13.00

Vertical

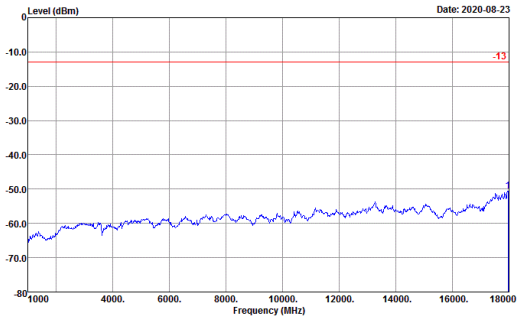

Site : 03CH10-HY
Condition : -13 EIRP_WO VERTICAL
Project : 041657-01
: n260 Module 0

	Freq	Level	Over Limit	Limit Line
	MHz	dBm	dB	dBm
1	17966.00	-50.50	-37.50	-13.00

Spurious emission between 18GHz to 40GHz worst case plot is reported as following.

DFT-s-OFDM Module 0

NR Band n260 BPSK (18-40GHz)	
Lowest Channel / 50MHz	**Lowest Channel / 100MHz**
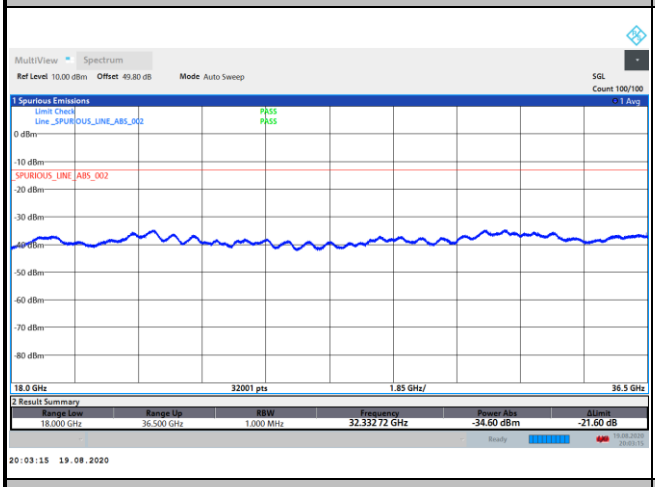	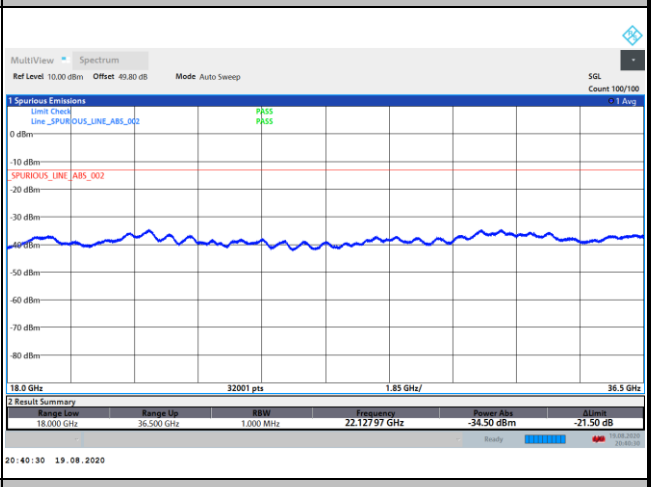
Middle Channel / 50MHz	**Middle Channel / 100MHz**
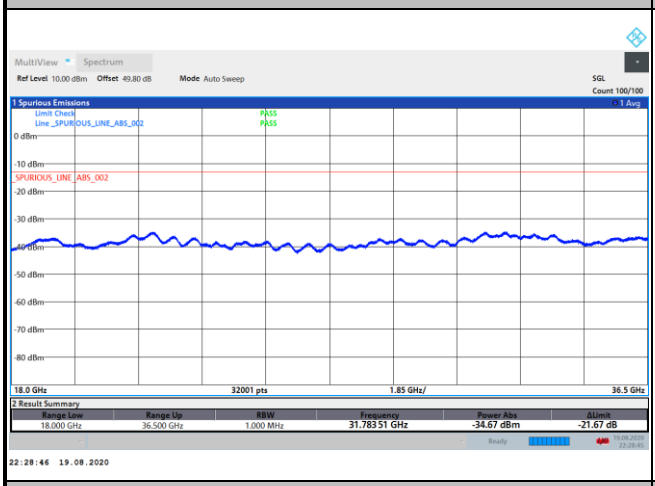	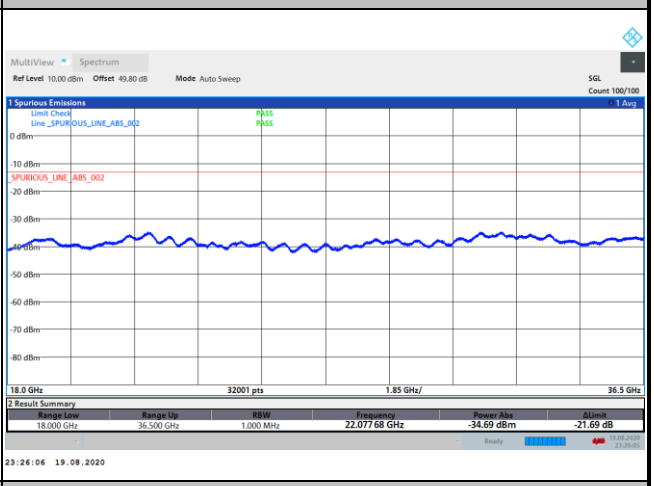
Highest Channel / 50MHz	**Highest Channel / 100MHz**
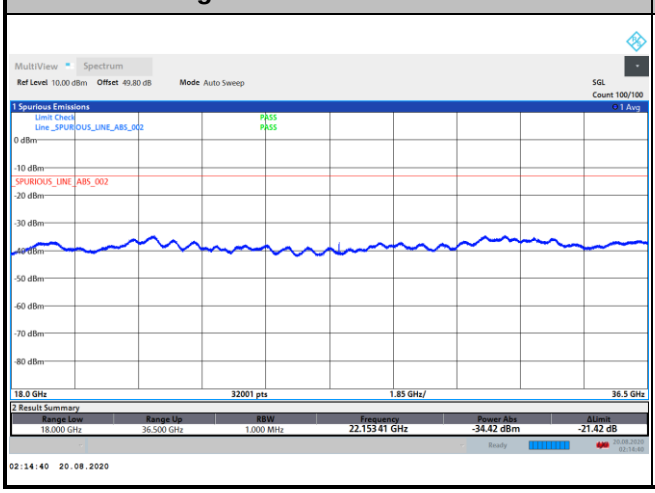	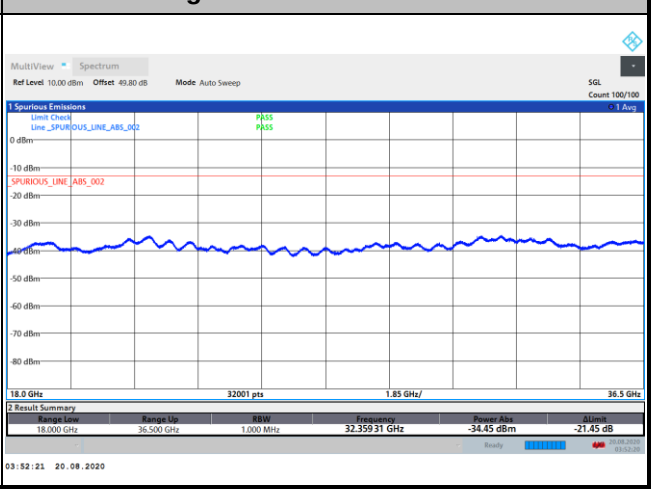

DFT-s-OFDM Module 0

NR Band n260 QPSK (18-40GHz)

Lowest Channel / 50MHz

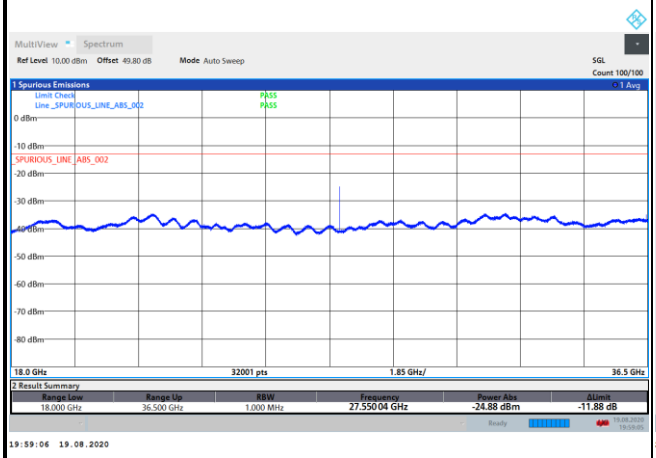

Lowest Channel / 100MHz

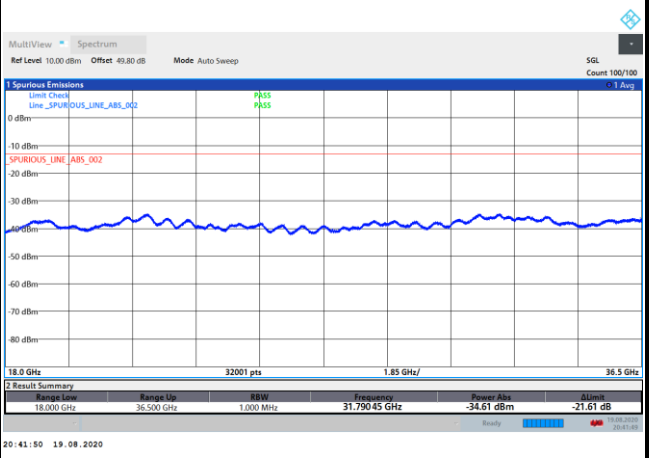

Middle Channel / 50MHz

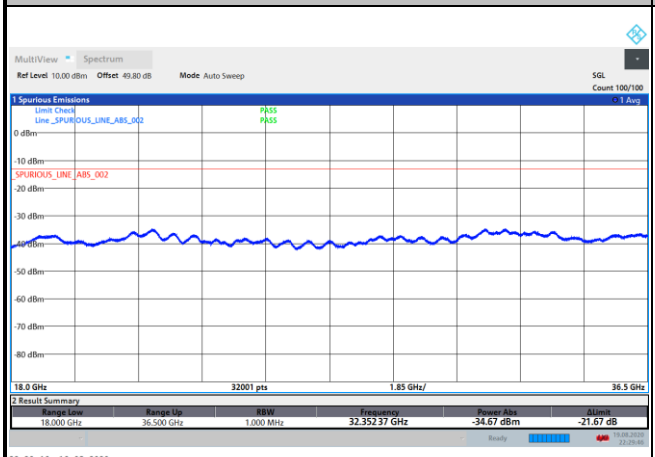

Middle Channel / 100MHz

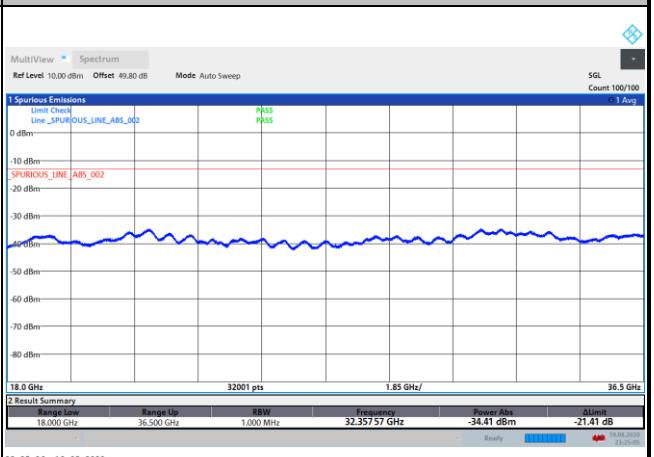

Highest Channel / 50MHz

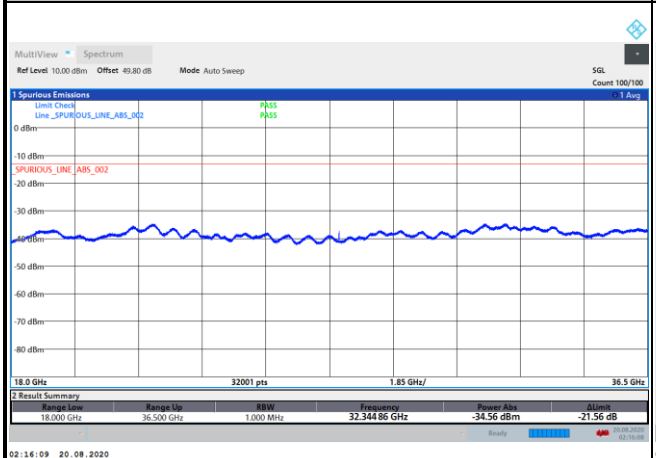

Highest Channel / 100MHz

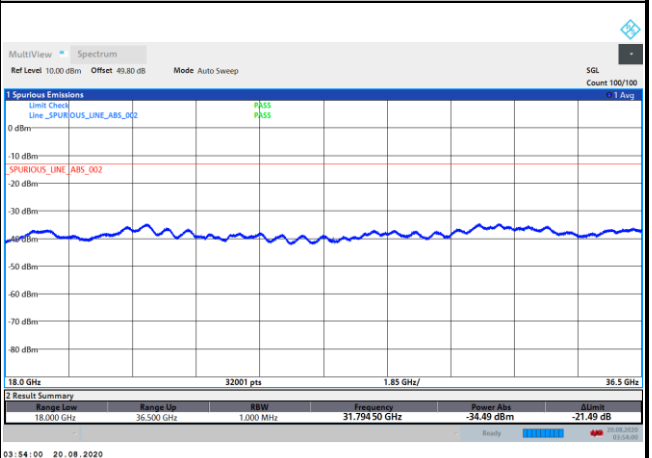

CP-OFDM Module 0

NR Band n260 QPSK (18-40GHz)

Lowest Channel / 50MHz

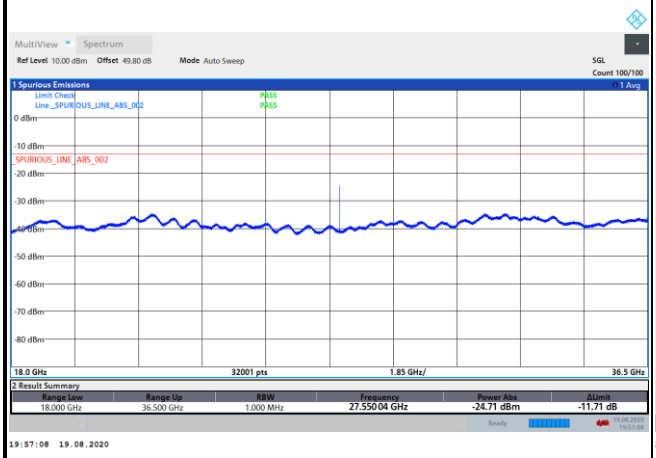

Lowest Channel / 100MHz

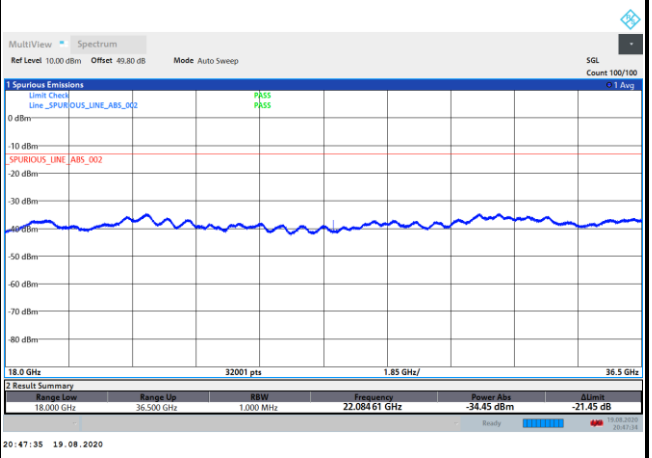

Middle Channel / 50MHz

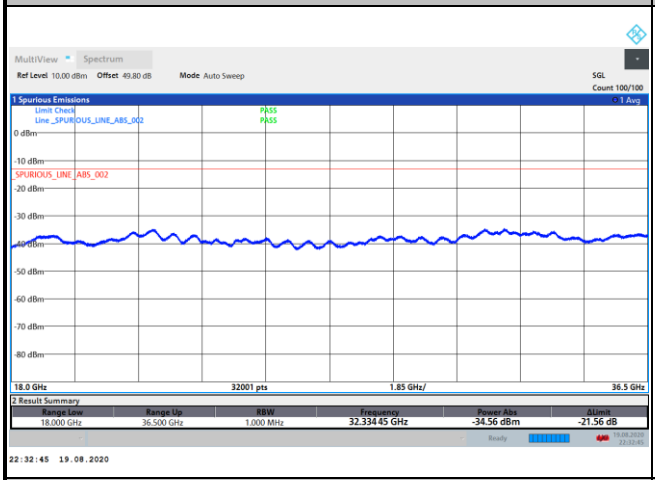

Middle Channel / 100MHz

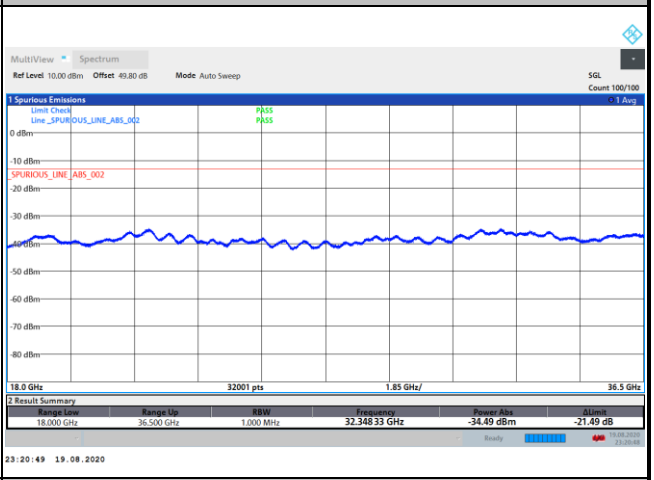

Highest Channel / 50MHz

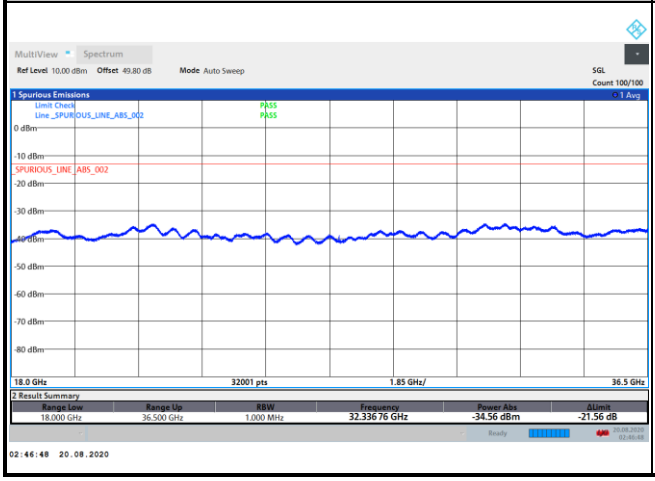

Highest Channel / 100MHz

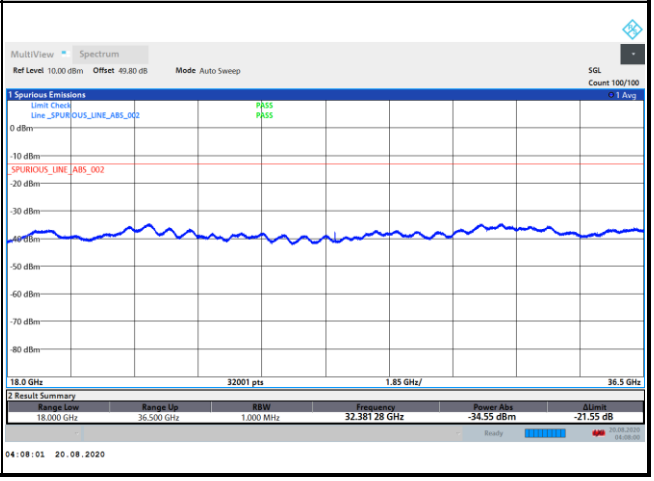

There is no significant spurious emission signal found for frequency started from 40GHz up to 200GHz.

Only the noise floor is reported.

NR Band n260
(40GHz-60GHz)

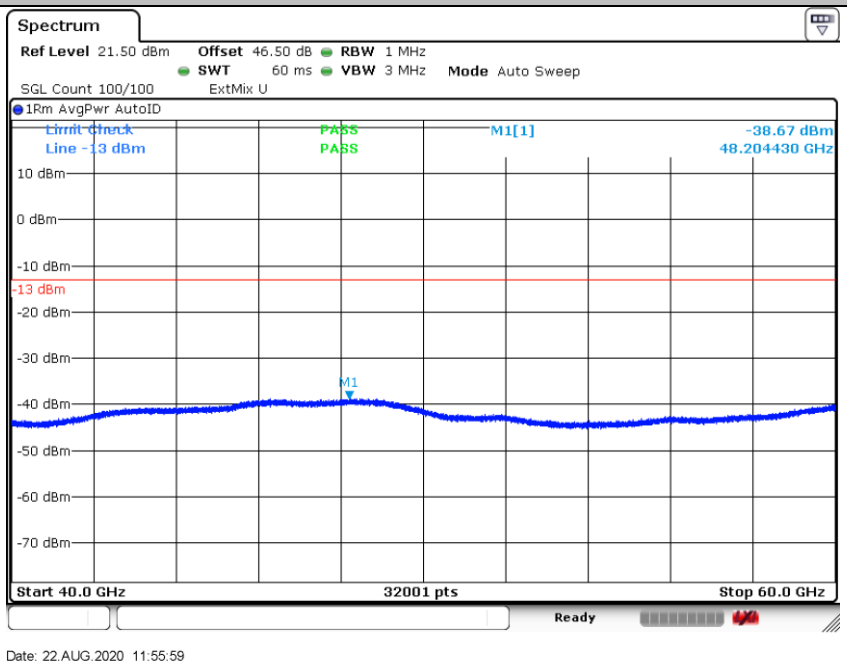

Offset = Antenna Factor (dB/m) + Cable Loss (dB) + 107 + 20log (D) – 104.8

= 42.3 + 2 + 107 + 20log(1) – 104.8 = 46.5 (dB)

NR Band n260
(60GHz-90GHz)

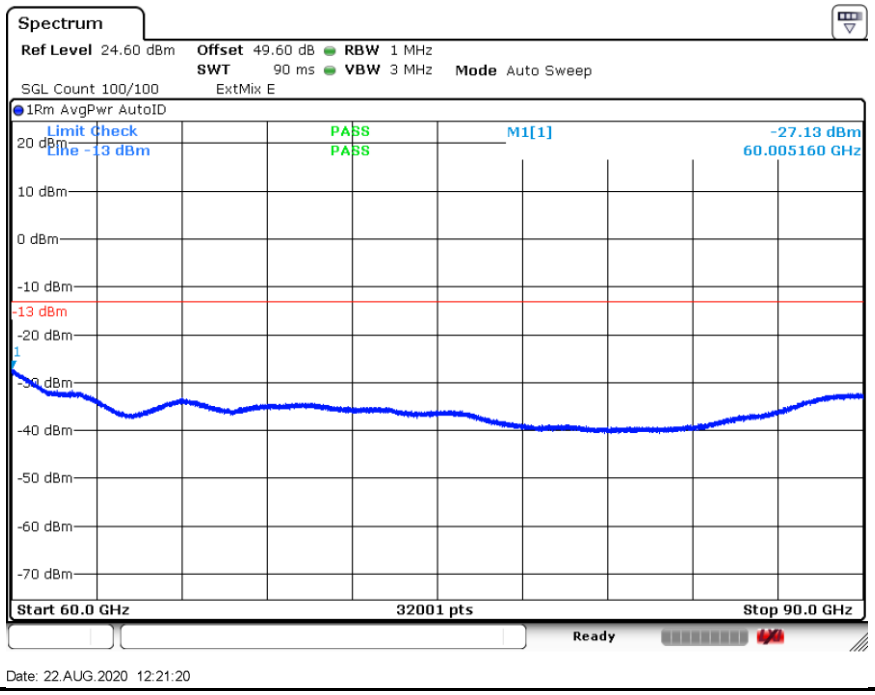

Offset = Antenna Factor (dB/m) + Cable Loss (dB) + 107 + 20log (D) – 104.8

= 45.4 + 2 + 107 + 20log(1) – 104.8 = 49.6 (dB)

NR Band n260
(90GHz-140GHz)

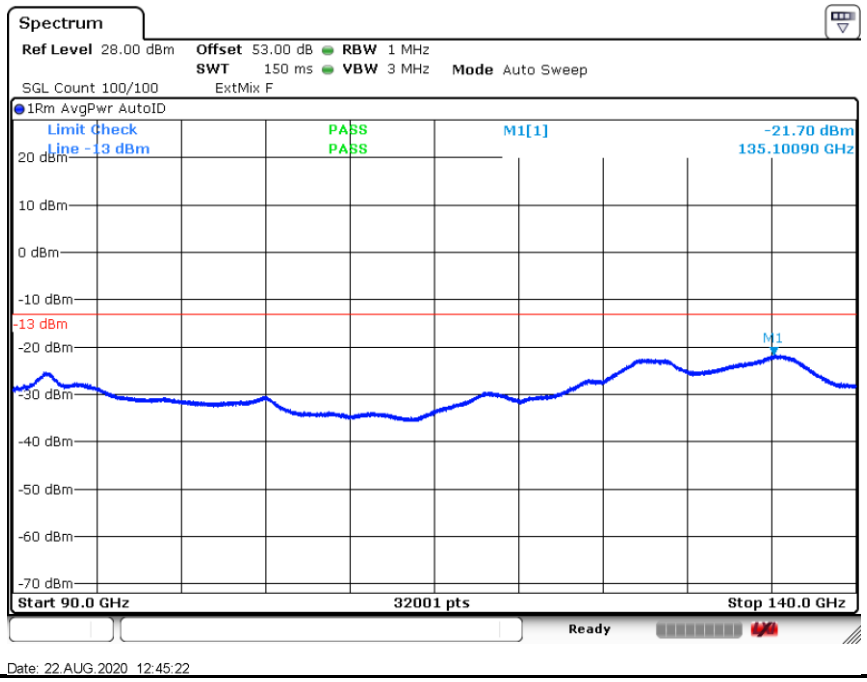

Offset = Antenna Factor (dB/m) + Cable Loss (dB) + 107 + 20log (D) – 104.8

= 48.8 + 2 + 107 + 20log(1) – 104.8 = 53 (dB)

NR Band n260
(140GHz-200GHz)

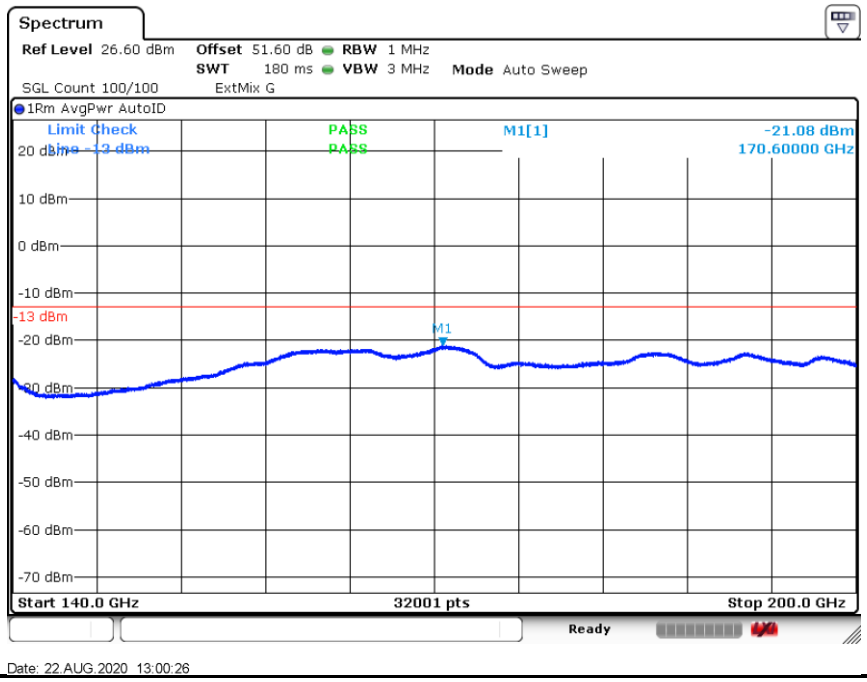

Offset = Antenna Factor (dB/m) + Cable Loss (dB) + 107 + 20log (D) – 104.8

= 53.4 + 2 + 107 + 20log(0.5) – 104.8 = 51.6 (dB)

NR Band n260 Module 0 AG0+1

Occupied Bandwidth

Mode	CP-OFDM Module 0 NR Band n260 : 99%OBW(MHz)					
BW	50MHz			100MHz		
Mod.	QPSK	16QAM	64QAM	QPSK	16QAM	64QAM
Lowest CH	45.11	45.15	45.16	92.46	92.91	92.67
Middle CH	45.36	45.45	45.10	92.44	92.39	93.00
Highest CH	45.19	45.39	45.18	92.96	92.75	92.70

CP-OFDM Module 0

NR Band n260

Lowest Channel / 50MHz / QPSK

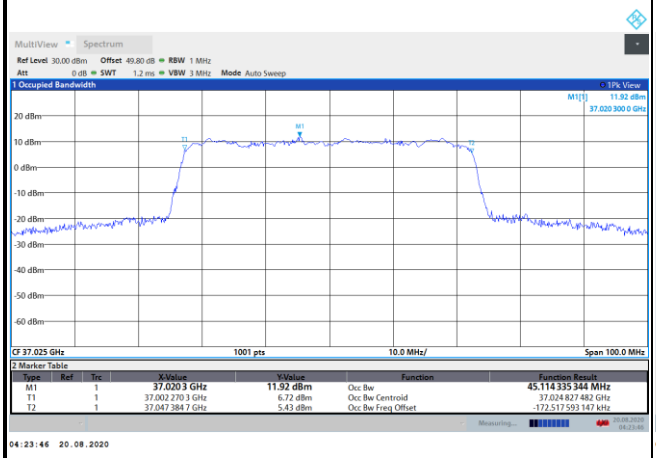

Lowest Channel / 50MHz / 16QAM

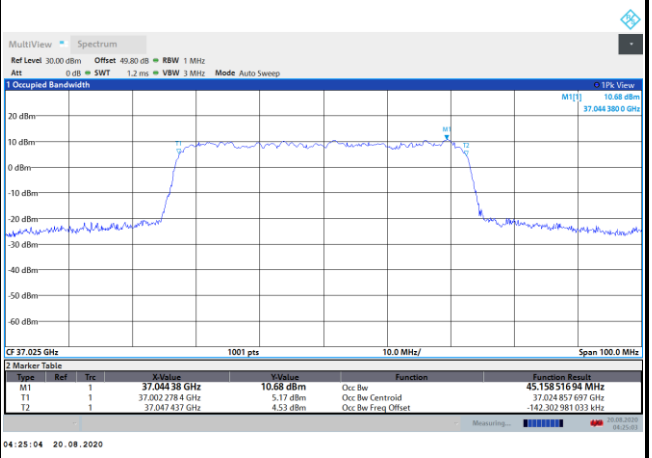

Middle Channel / 50MHz / QPSK

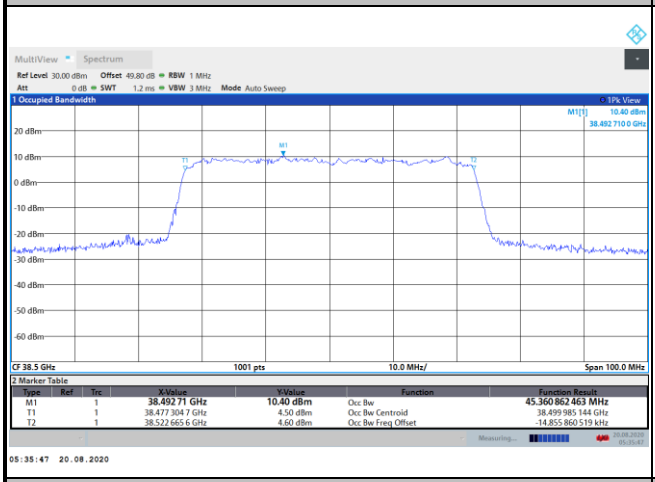

Middle Channel / 50MHz / 16QAM

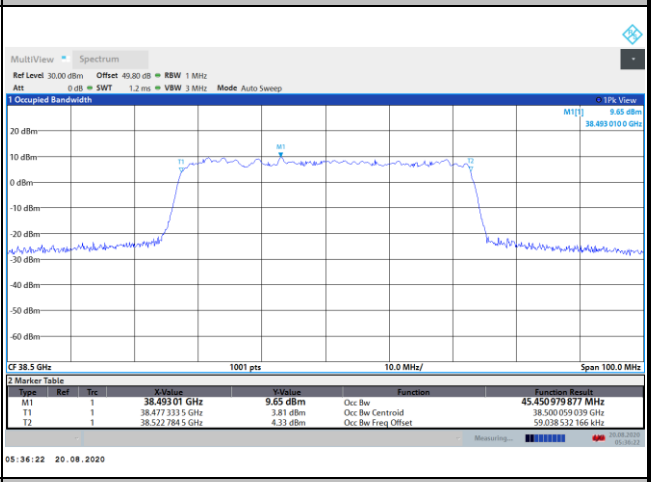

Highest Channel / 50MHz / QPSK

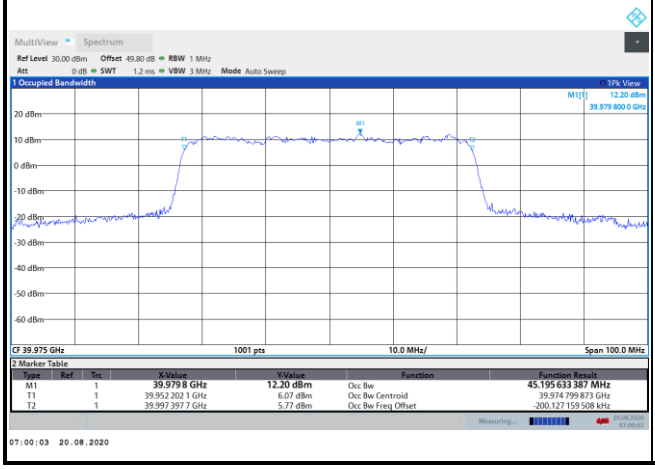

Highest Channel / 50MHz / 16QAM

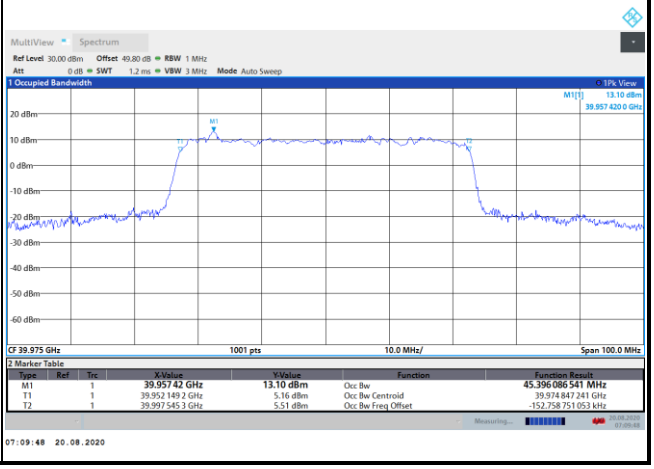

CP-OFDM Module 0

NR Band n260

Lowest Channel / 50MHz / 64QAM

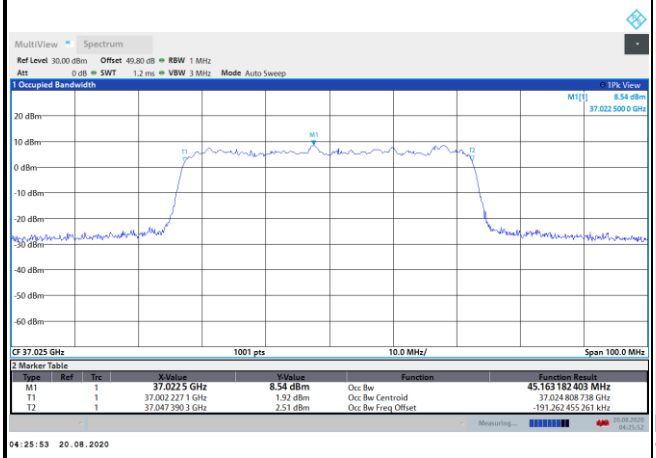

Lowest Channel / 100MHz / QPSK

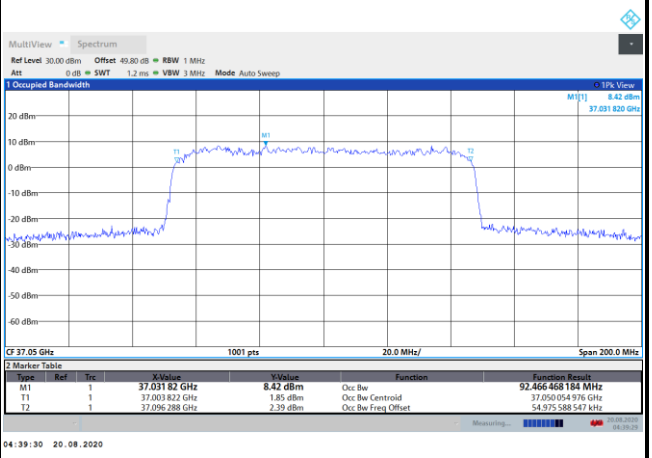

Middle Channel / 50MHz / 64QAM

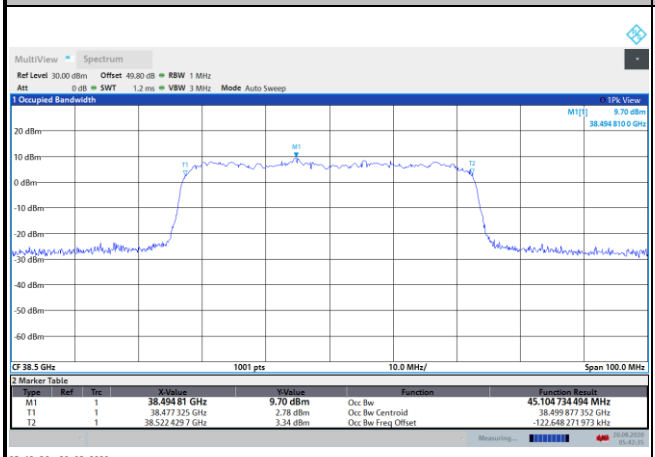

Middle Channel / 100MHz / QPSK

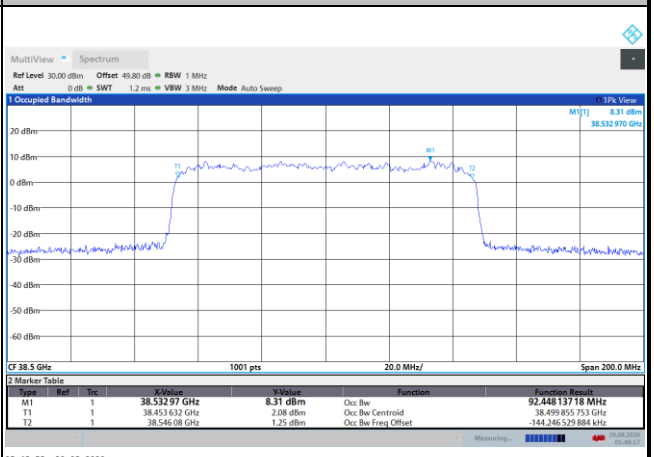

Highest Channel / 50MHz / 64QAM

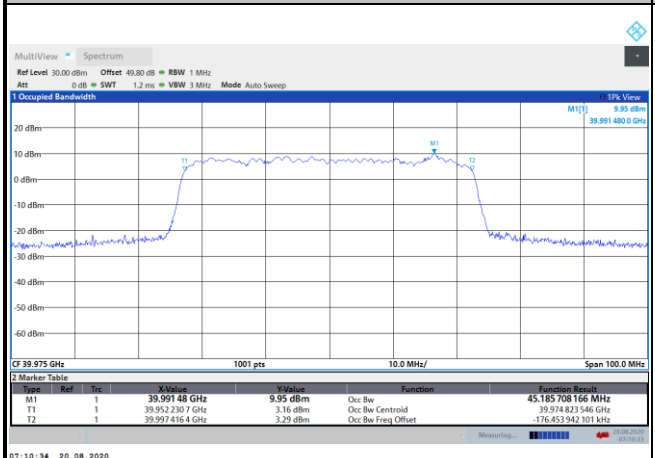

Highest Channel / 100MHz / QPSK

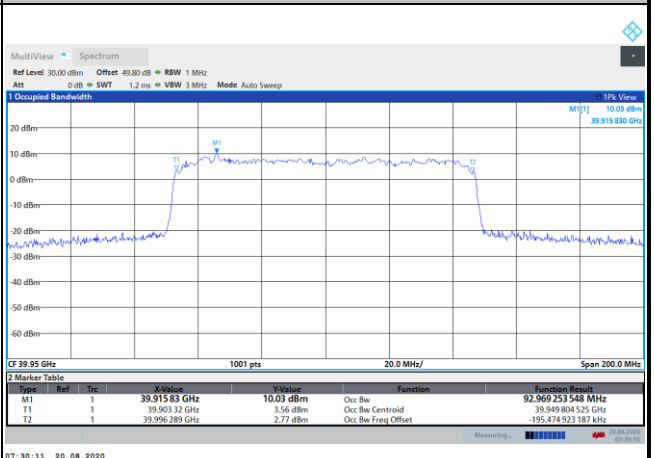

CP-OFDM Module 0

NR Band n260

Lowest Channel / 100MHz / 16QAM

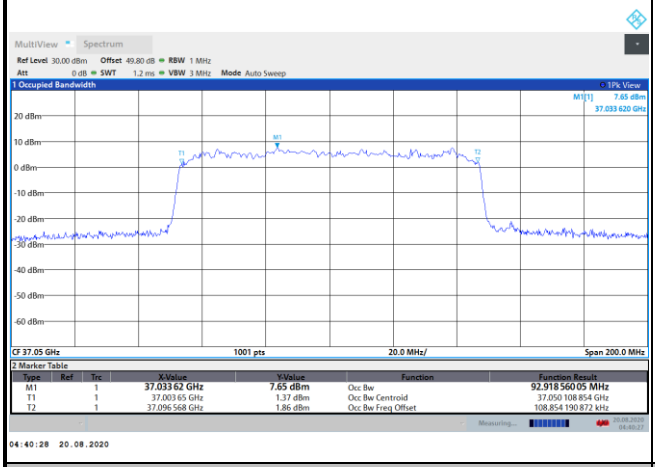

Lowest Channel / 100MHz / 64QAM

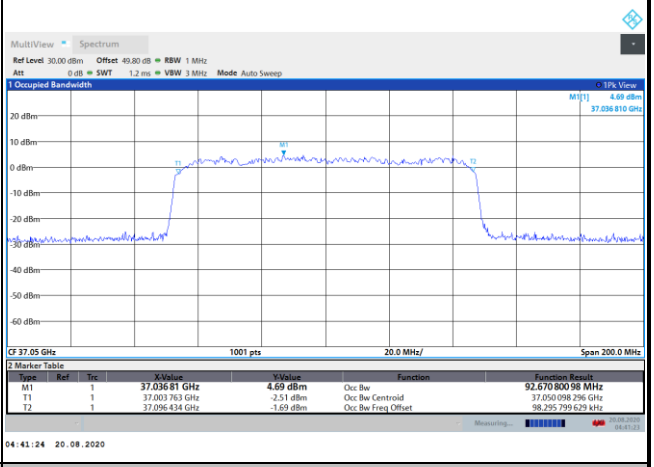

Middle Channel / 100MHz / 16QAM

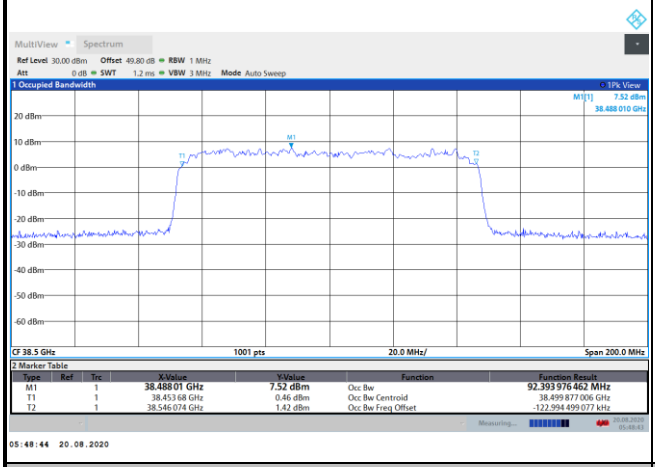

Middle Channel / 100MHz / 64QAM

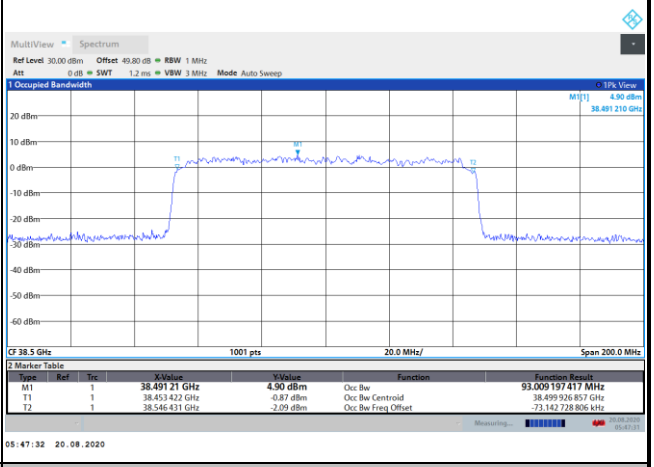

Highest Channel / 100MHz / 16QAM

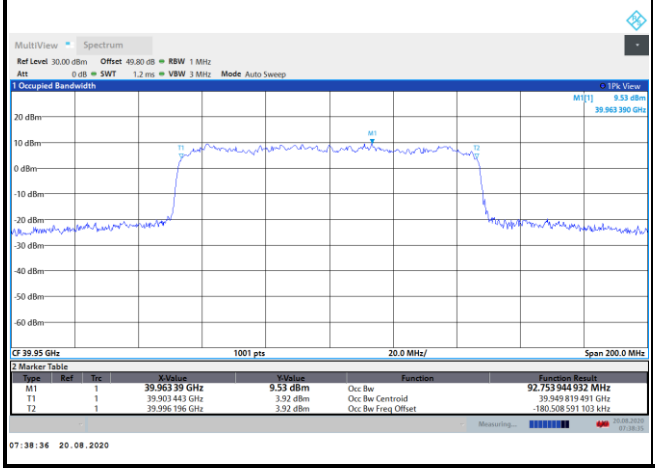

Highest Channel / 100MHz / 64QAM

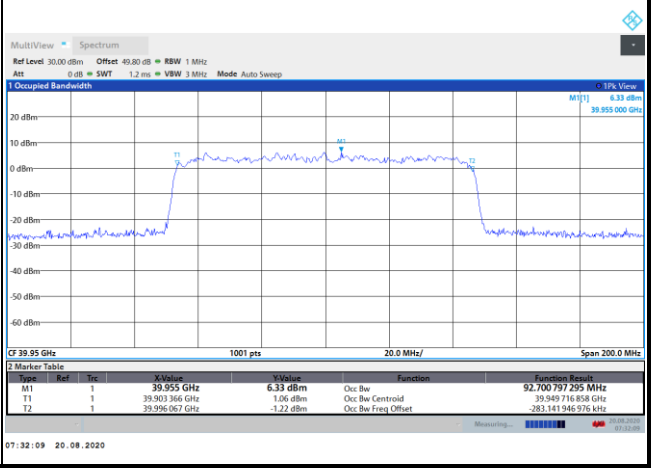

Radiated Out of Band Emissions

Mode			CP-OFDM Module 0 NR Band n260 : BE (dBm) 1 RB					
BW			50MHz			100MHz		
Limit (dBm)			QPSK	16QAM	64QAM	QPSK	16QAM	64QAM
Low CH	0~10%OB	≦-5	-17.18	-19.25	-21.98	-22.02	-22.20	-26.08
	>10%OB	≦-13	-33.81	-34.42	-35.65	-35.93	-35.95	-36.32
High CH	0~10%OB	≦-5	-19.11	-20.91	-22.33	-22.66	-22.01	-24.02
	>10%OB	≦-13	-31.35	-32.53	-33.36	-33.37	-33.96	-34.07
Result			Compliance					

Mode			CP-OFDM Module 0 NR Band n260 : BE (dBm) Full RB					
BW			50MHz			100MHz		
Limit (dBm)			QPSK	16QAM	64QAM	QPSK	16QAM	64QAM
Low CH	0~10%OB	≦-5	-28.08	-28.99	-32.07	-32.40	-33.30	-34.58
	>10%OB	≦-13	-30.72	-33.10	-35.42	-33.96	-34.83	-36.17
High CH	0~10%OB	≦-5	-26.44	-27.48	-30.55	-29.78	-30.97	-33.05
	>10%OB	≦-13	-28.52	-29.45	-32.84	-30.86	-32.56	-34.02
Result			Compliance					

CP-OFDM Module 0

NR Band n260 / 50MHz / QPSK

Lowest Band Edge / 1 RB

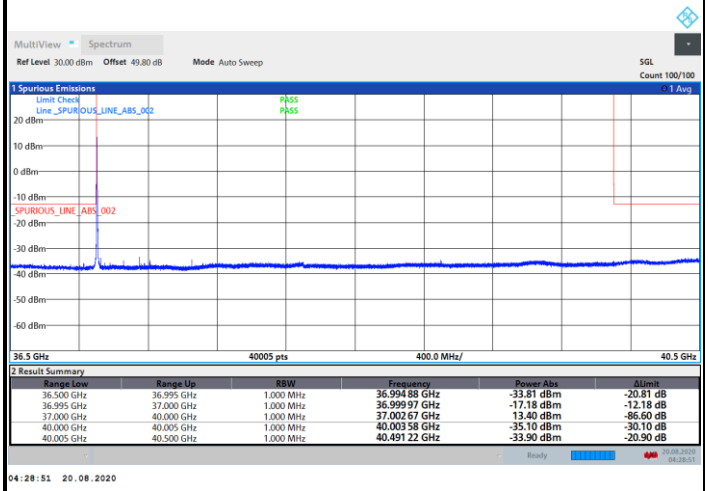

Highest Band Edge / 1 RB

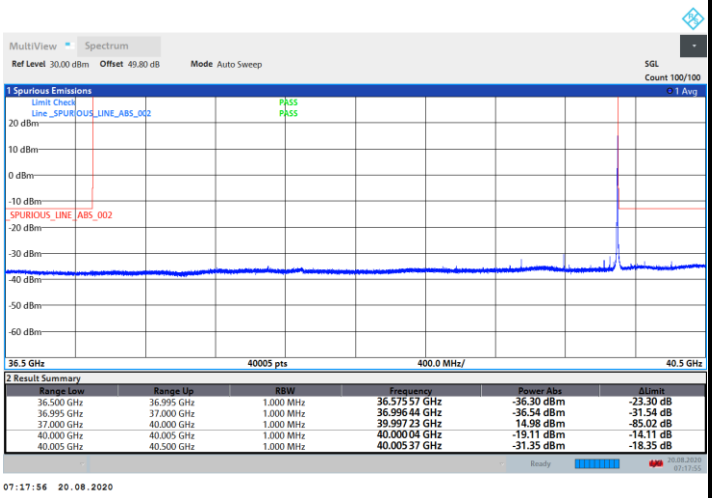

NR Band n260 / 50MHz / 16QAM

Lowest Band Edge / 1 RB

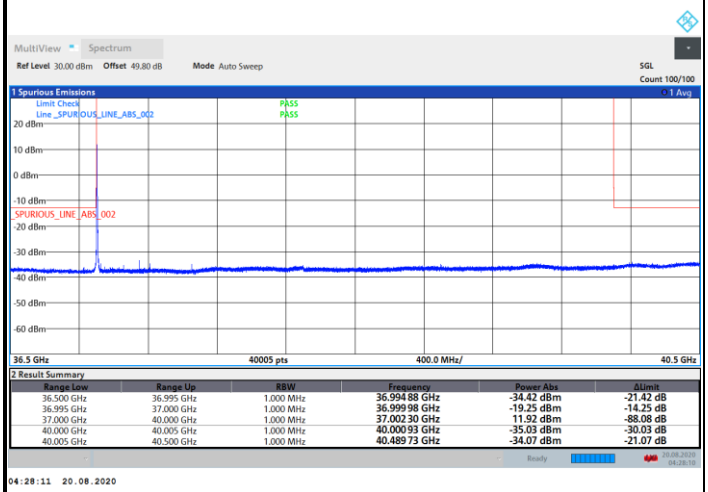

Highest Band Edge / 1 RB

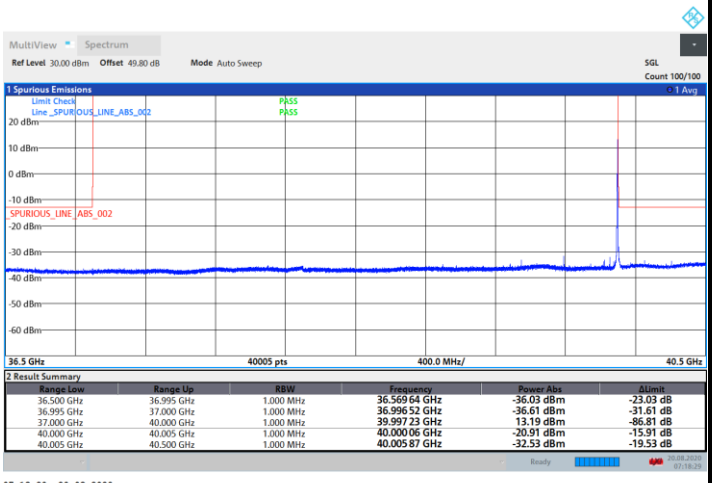

CP-OFDM Module 0

NR Band n260 / 50MHz / 64QAM

Lowest Band Edge / 1 RB

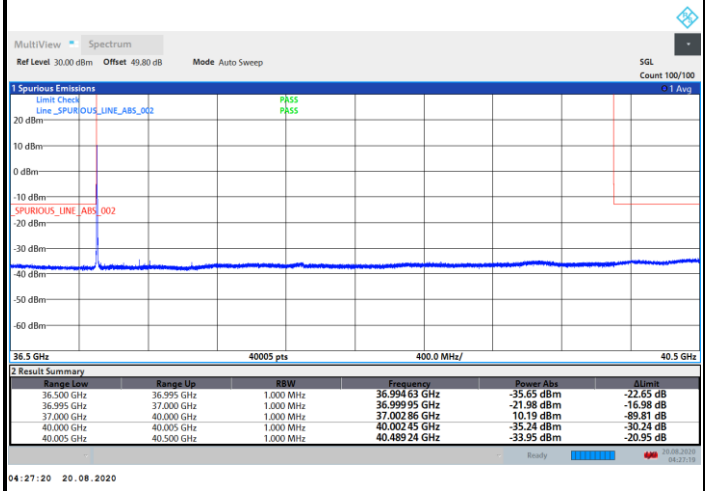

Highest Band Edge / 1 RB

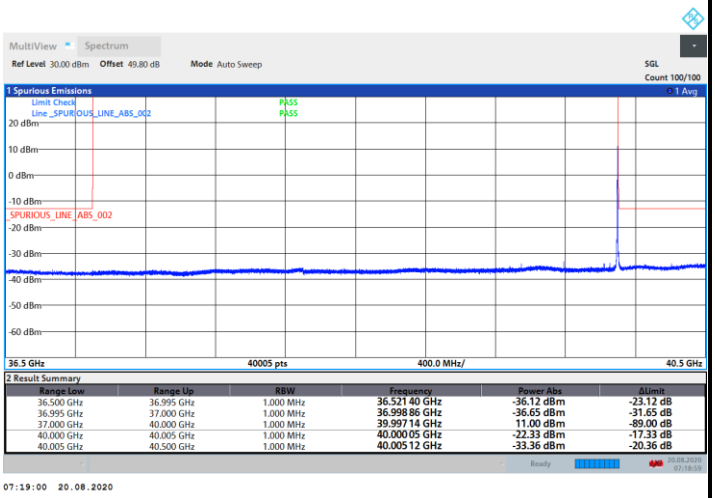

NR Band n260 / 100MHz / QPSK

Lowest Band Edge / 1 RB

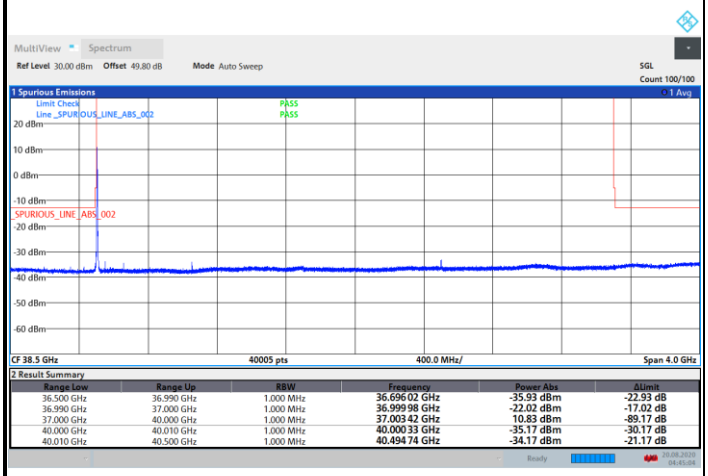

Highest Band Edge / 1 RB

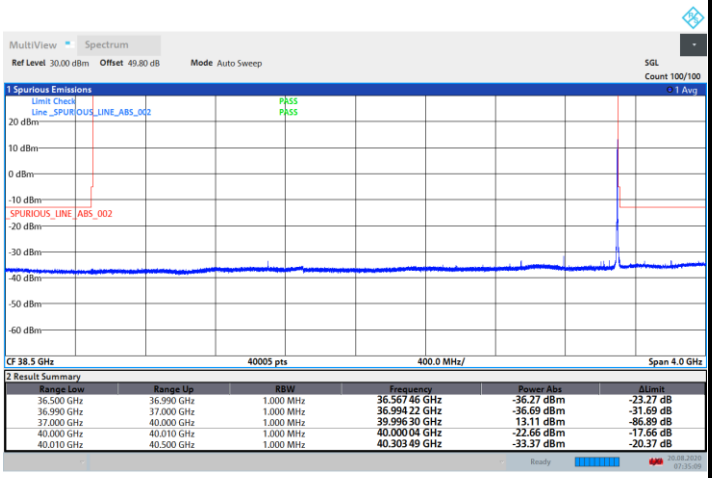

CP-OFDM Module 0

NR Band n260 / 100MHz / 16QAM

Lowest Band Edge / 1 RB

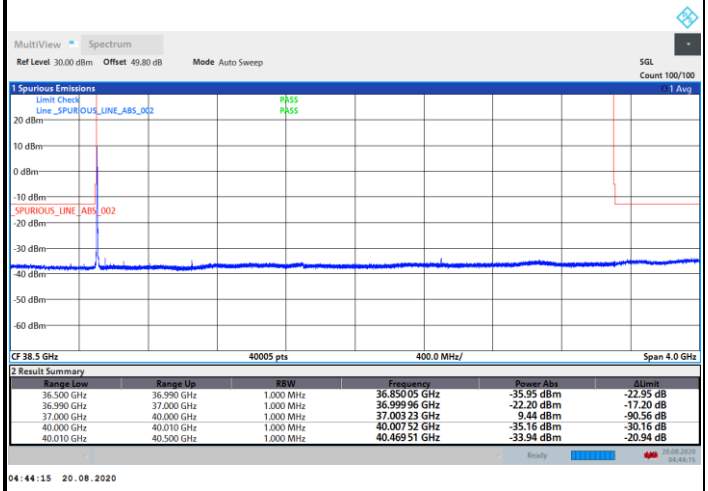

Highest Band Edge / 1 RB

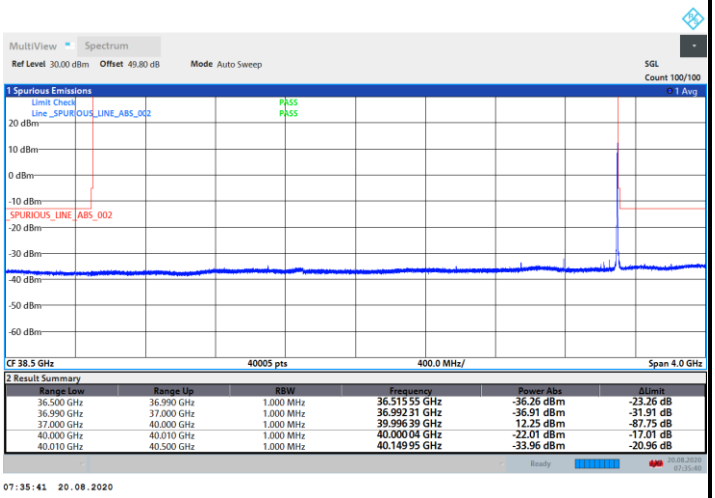

NR Band n260 / 100MHz / 64QAM

Lowest Band Edge / 1 RB

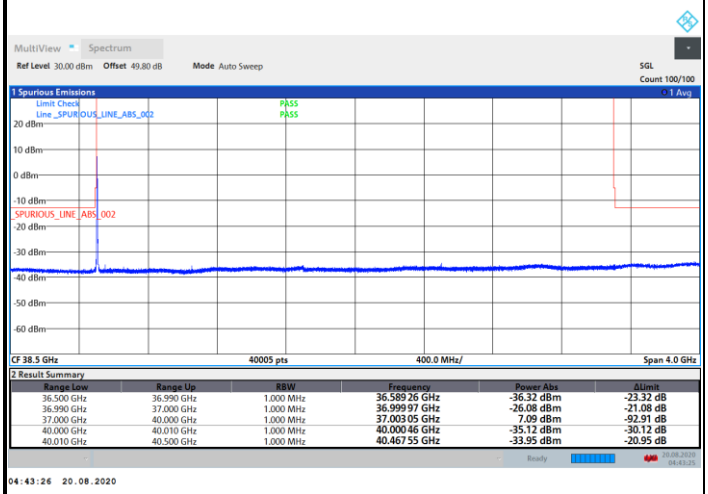

Highest Band Edge / 1 RB

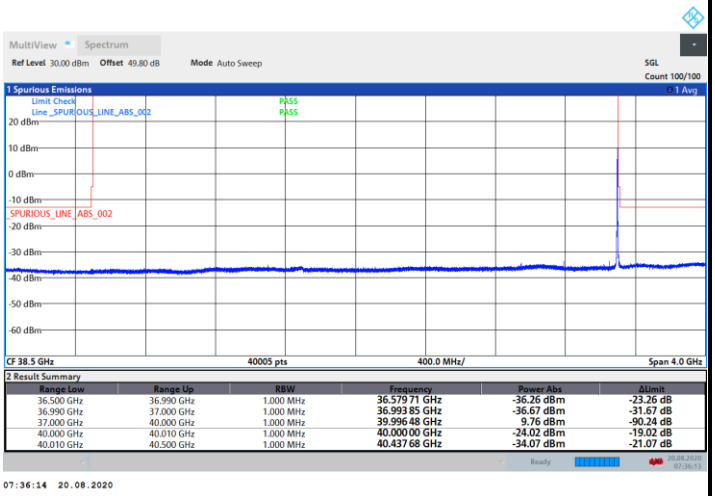

CP-OFDM Module 0

NR Band n260 / 50MHz / QPSK

Lowest Band Edge / Full RB

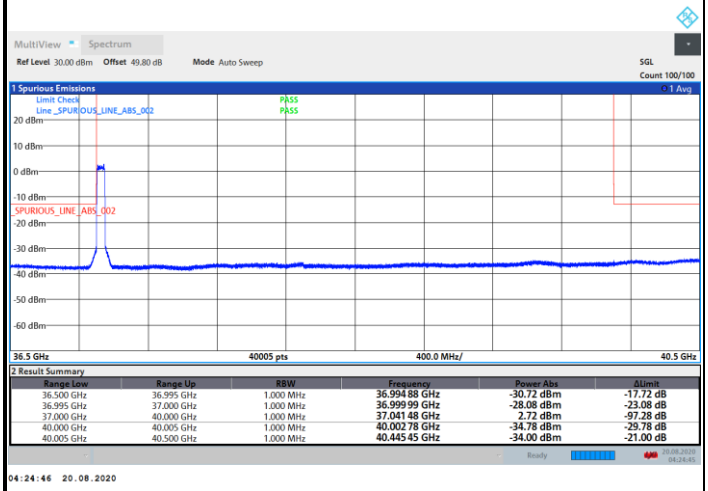

Highest Band Edge / Full RB

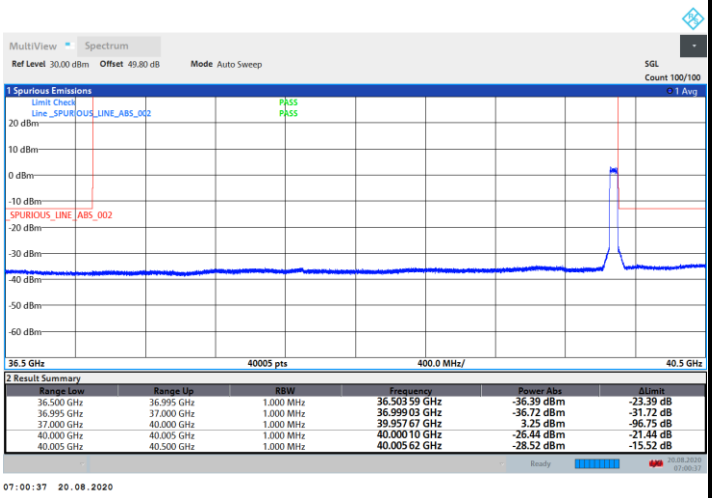

NR Band n260 / 50MHz / 16QAM

Lowest Band Edge / Full RB

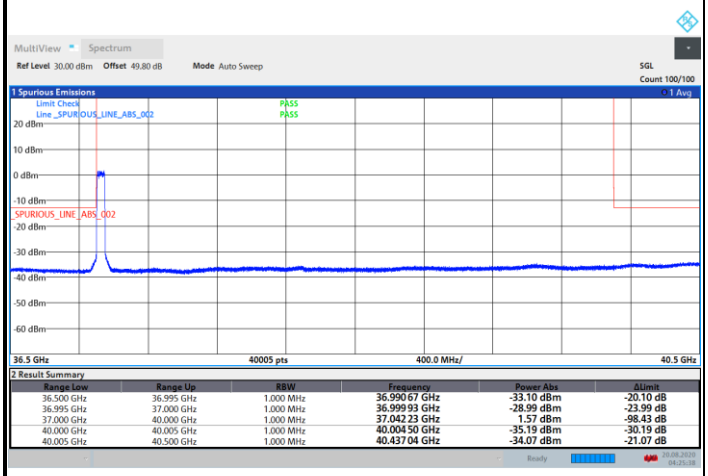

Highest Band Edge / Full RB

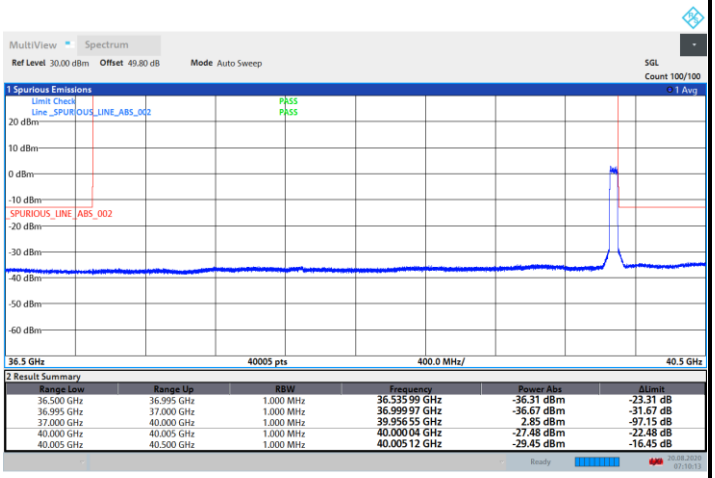

CP-OFDM Module 0

NR Band n260 / 50MHz / 64QAM

Lowest Band Edge / Full RB

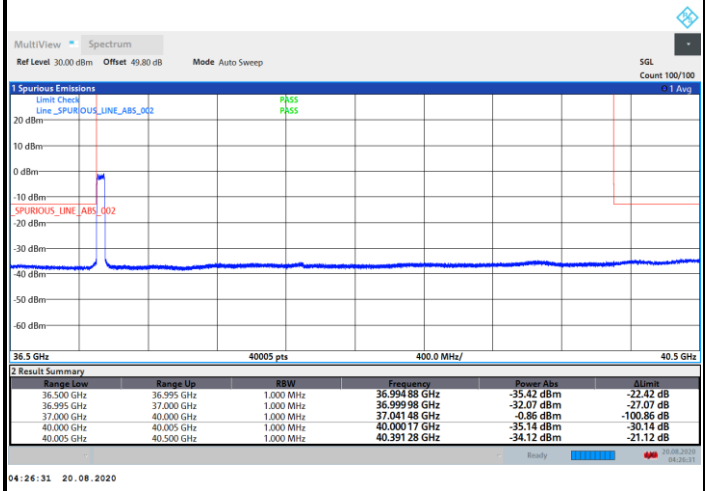

Highest Band Edge / Full RB

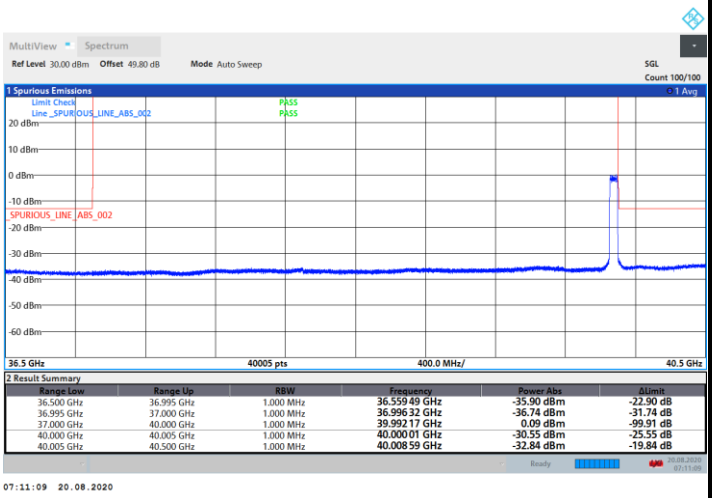

NR Band n260 / 100MHz / QPSK

Lowest Band Edge / Full RB

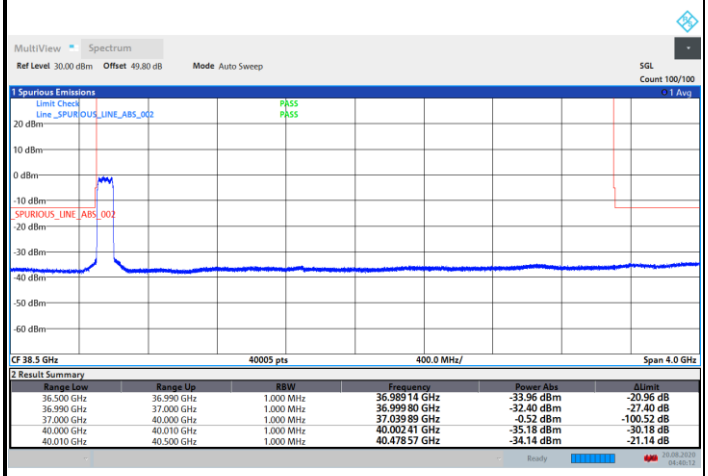

Highest Band Edge / Full RB

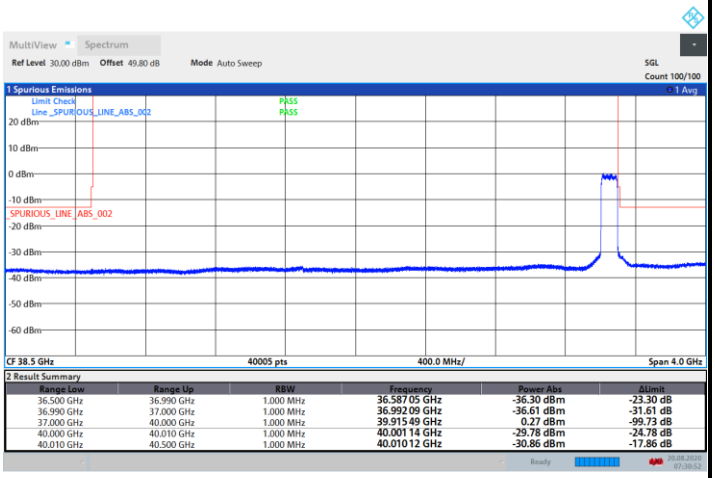

CP-OFDM Module 0

NR Band n260 / 100MHz / 16QAM

Lowest Band Edge / Full RB

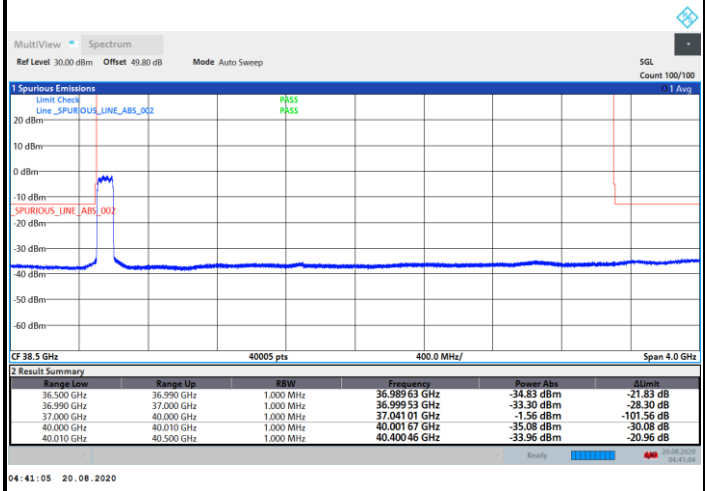

Highest Band Edge / Full RB

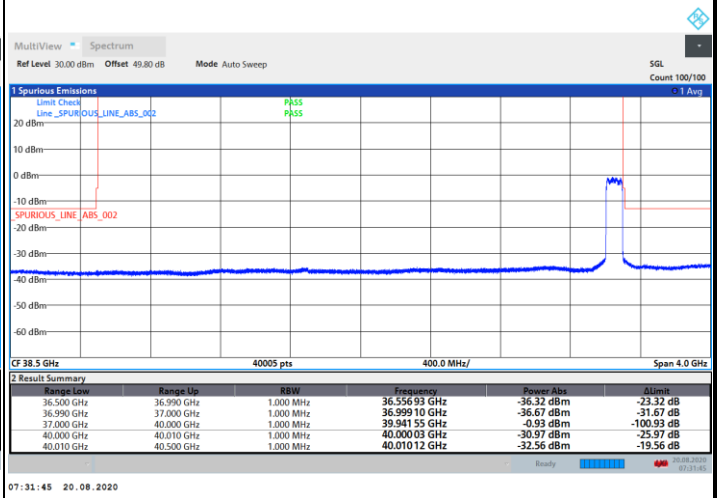

NR Band n260 / 100MHz / 64QAM

Lowest Band Edge / Full RB

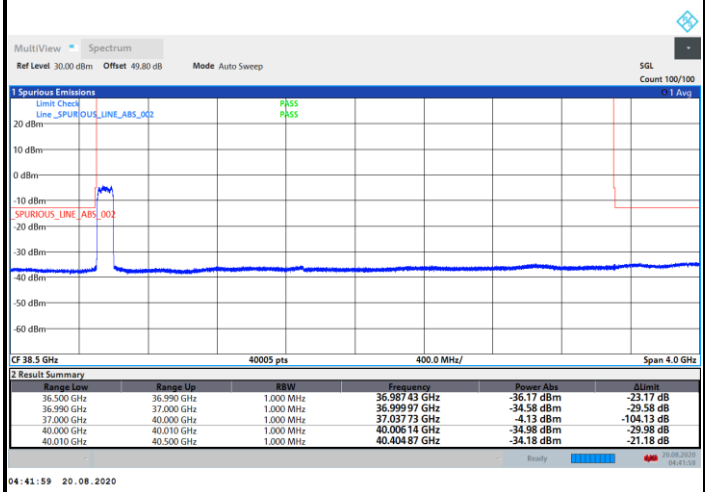

Highest Band Edge / Full RB

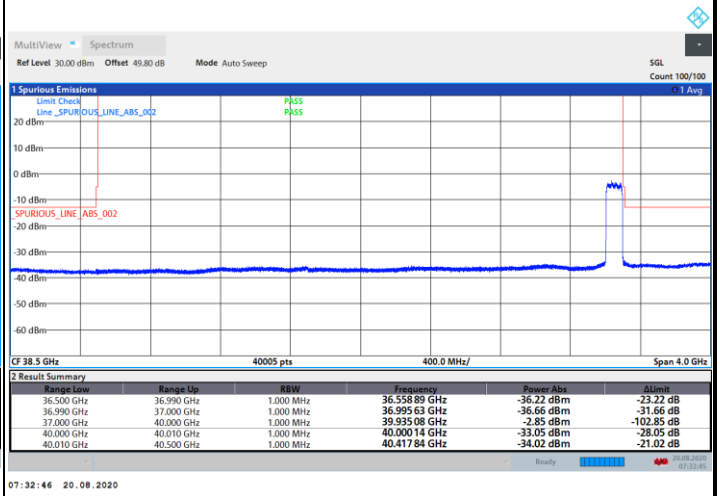

Spurious Emission

There is no significant spurious emission signal found for frequency started from 9kHz up to 18GHz.

Only the noise floor is reported.

NR Band n260 (30MHz-1GHz)

Horizontal

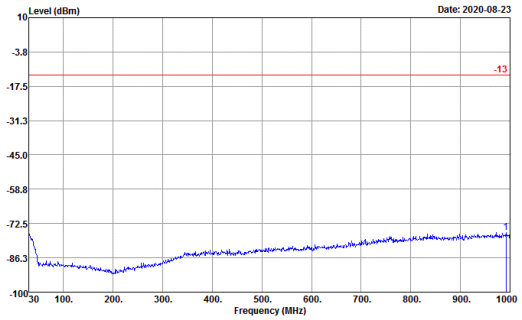

Site : 03CH10-HY
Condition : -13 EIRP_WO HORIZONTAL
Project : 041657-01
: n260 Module 0

	Freq	Level	Over Limit	Limit Line
	MHz	dBm	dB	dBm
1	992.24	-75.95	-62.95	-13.00

Vertical

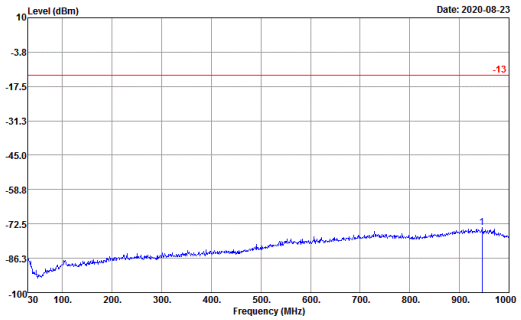

Site : 03CH10-HY
Condition : -13 EIRP_WO VERTICAL
Project : 041657-01
: n260 Module 0

	Freq	Level	Over Limit	Limit Line
	MHz	dBm	dB	dBm
1	945.68	-74.05	-61.05	-13.00

NR Band n260 (1GHz-18GHz)

Horizontal

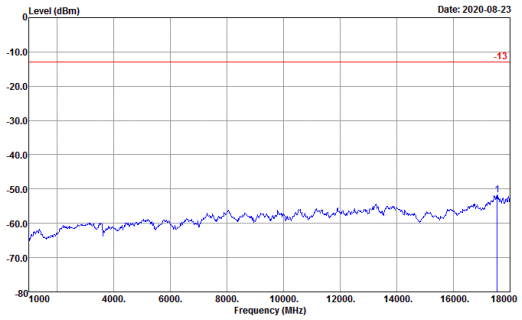

Site : 03CH10-HY
Condition : -13 EIRP_WO HORIZONTAL
Project : 041657-01
: n260 Module 0

	Freq	Level	Over Limit	Limit Line
	MHz	dBm	dB	dBm
1	17541.00	-51.75	-38.75	-13.00

Vertical

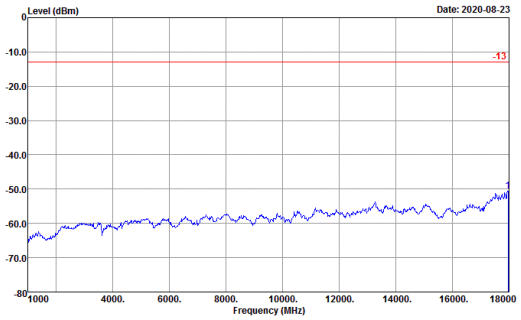

Site : 03CH10-HY
Condition : -13 EIRP_WO VERTICAL
Project : 041657-01
: n260 Module 0

	Freq	Level	Over Limit	Limit Line
	MHz	dBm	dB	dBm
1	17966.00	-50.50	-37.50	-13.00

Spurious emission between 18GHz to 40GHz worst case plot is reported as following.

CP-OFDM Module 0

NR Band n260 QPSK (18-40GHz)	
Lowest Channel / 50MHz	**Lowest Channel / 100MHz**
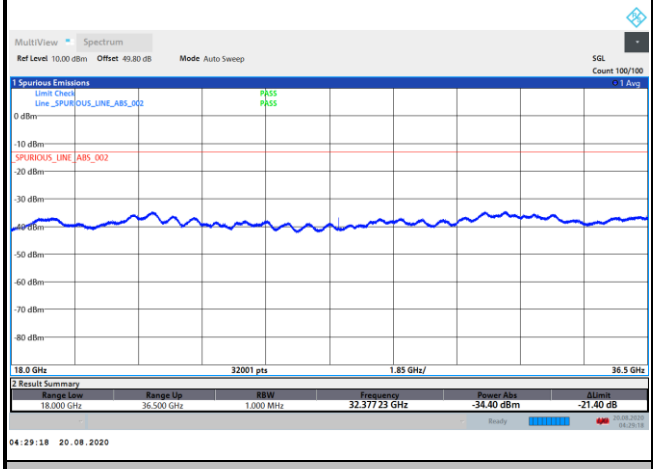	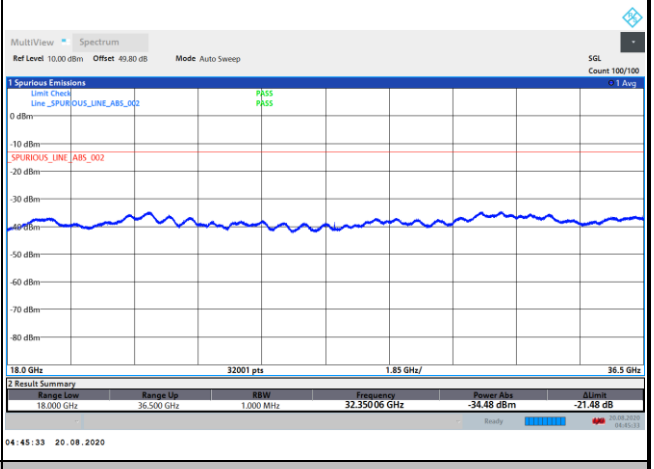
Middle Channel / 50MHz	**Middle Channel / 100MHz**
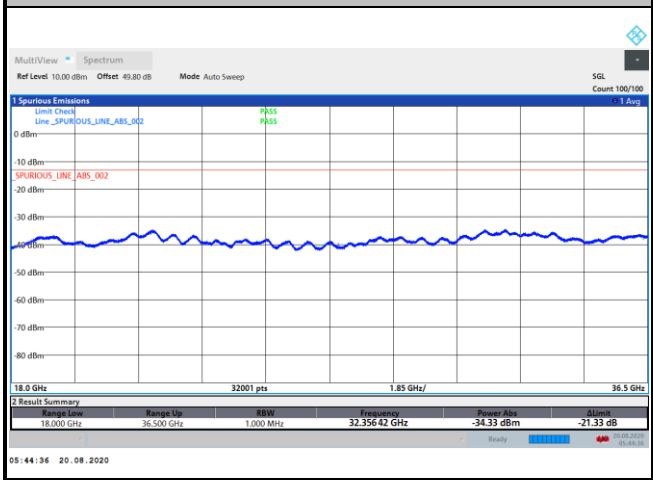	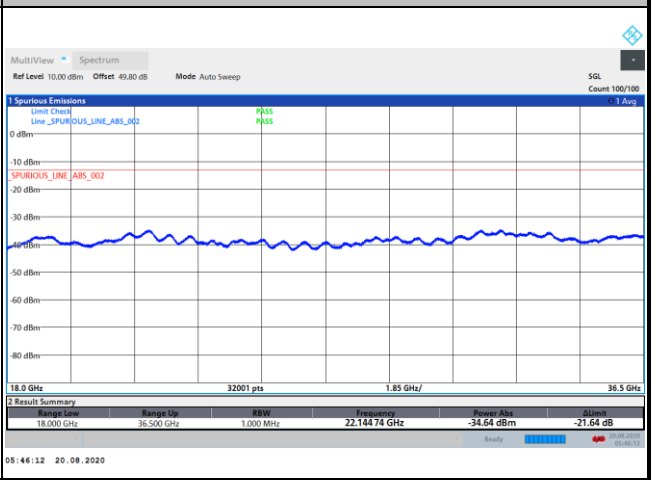
Highest Channel / 50MHz	**Highest Channel / 100MHz**
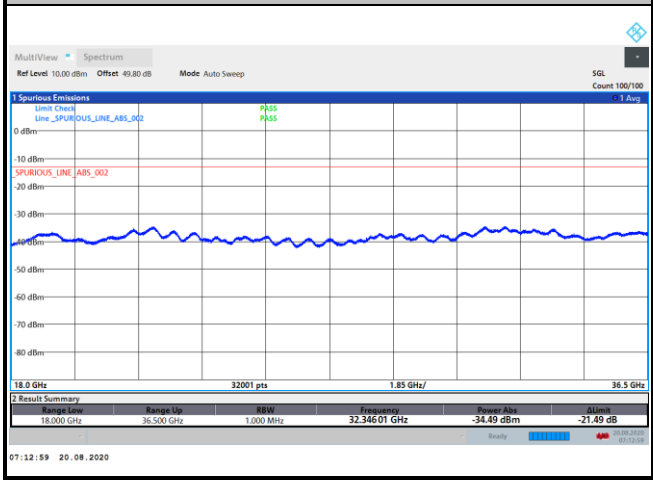	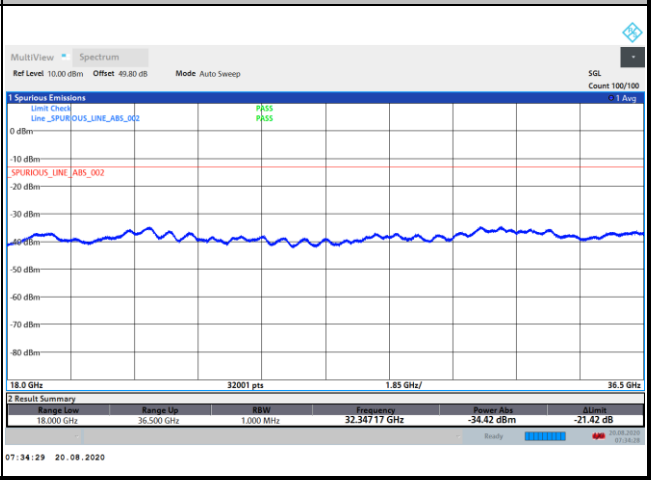

There is no significant spurious emission signal found for frequency started from 40GHz up to 200GHz.

Only the noise floor is reported.

NR Band n260
(40GHz-60GHz)

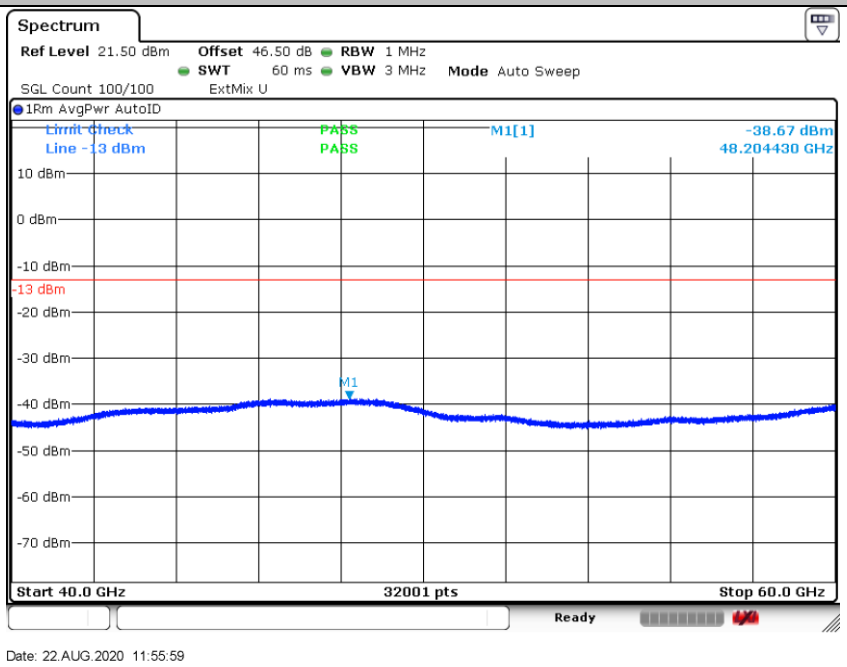

Offset = Antenna Factor (dB/m) + Cable Loss (dB) + 107 + 20log (D) – 104.8

= 42.3 + 2 + 107 + 20log(1) – 104.8 = 46.5 (dB

NR Band n260
(60GHz-90GHz)

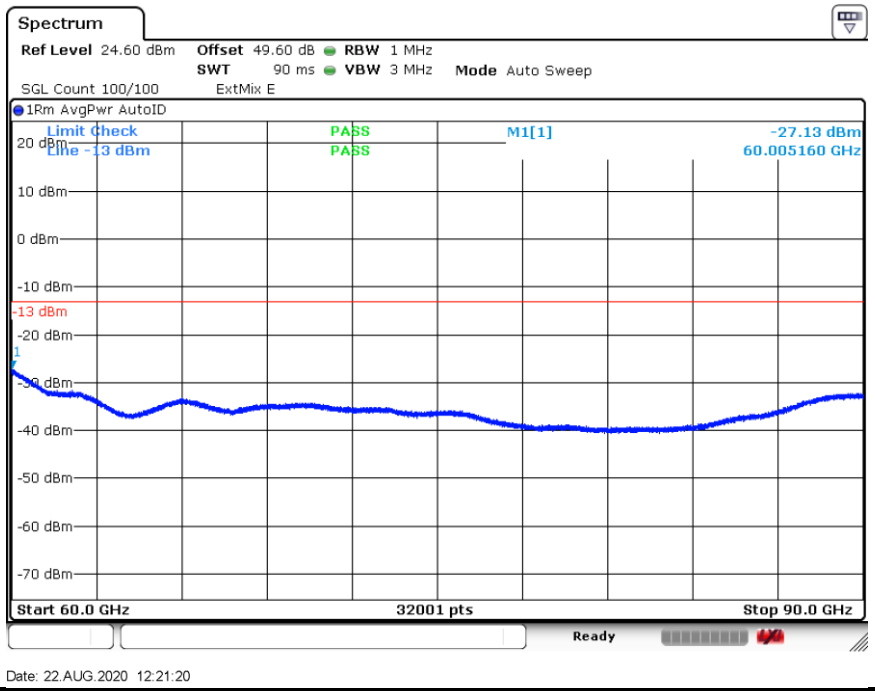

Offset = Antenna Factor (dB/m) + Cable Loss (dB) + 107 + 20log (D) – 104.8

= 45.4 + 2 + 107 + 20log(1) – 104.8 = 49.6 (dB)

NR Band n260
(90GHz-140GHz)

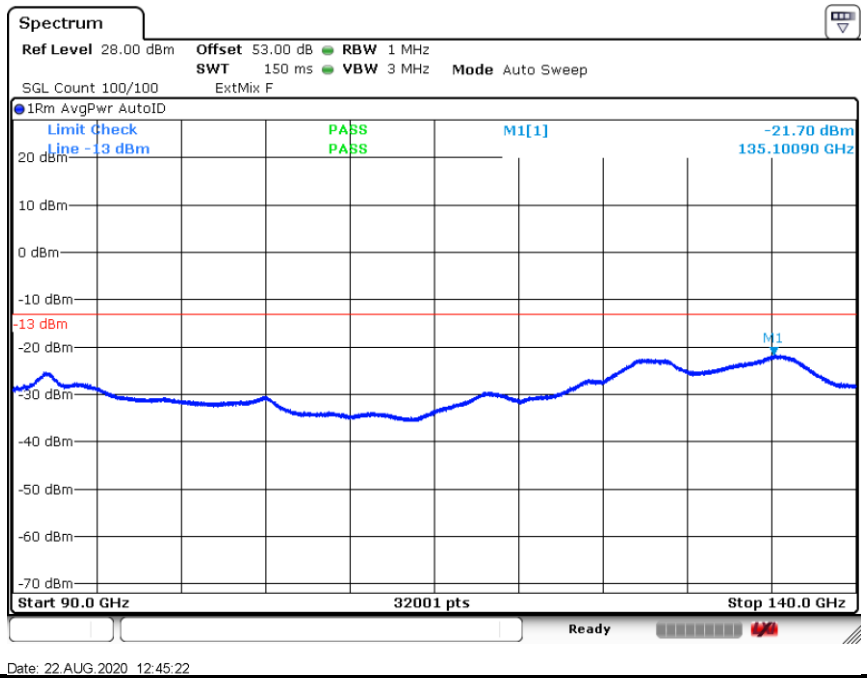

Offset = Antenna Factor (dB/m) + Cable Loss (dB) + 107 + 20log (D) – 104.8

= 48.8 + 2 + 107 + 20log(1) – 104.8 = 53 (dB)

NR Band n260
(140GHz-200GHz)

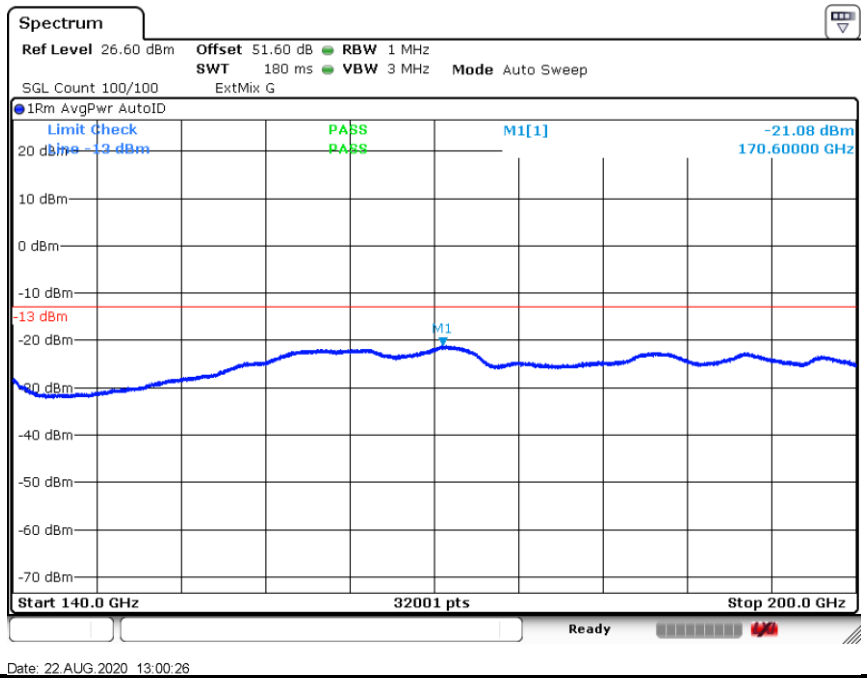

Offset = Antenna Factor (dB/m) + Cable Loss (dB) + 107 + 20log (D) – 104.8

= 53.4 + 2 + 107 + 20log(0.5) – 104.8 = 51.6 (dB)

NR Band n260 Module 1 AG0

Occupied Bandwidth

Mode	DFT-s-OFDM Module 1 NR Band n260 : 99%OBW(MHz)							
BW	50MHz				100MHz			
Mod.	BPSK	QPSK	16QAM	64QAM	BPSK	QPSK	16QAM	64QAM
Lowest CH	45.13	45.12	45.54	45.29	90.13	90.42	90.73	90.20
Middle CH	45.38	44.97	45.34	45.26	90.36	90.45	90.18	90.39
Highest CH	45.24	45.11	45.08	45.03	90.40	90.48	90.17	90.46

Mode	CP-OFDM Module 1 NR Band n260 : 99%OBW(MHz)					
BW	50MHz			100MHz		
Mod.	QPSK	16QAM	64QAM	QPSK	16QAM	64QAM
Lowest CH	45.34	45.28	45.49	92.54	92.47	92.74
Middle CH	45.12	45.20	45.36	92.62	92.71	92.72
Highest CH	45.32	45.32	45.36	92.66	92.78	92.83

DFT-s-OFDM Module 1

NR Band n260

Lowest Channel / 50MHz / BPSK

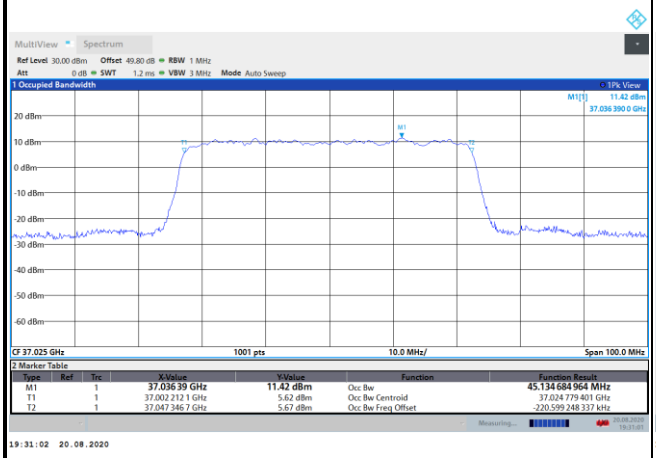

Lowest Channel / 50MHz / QPSK

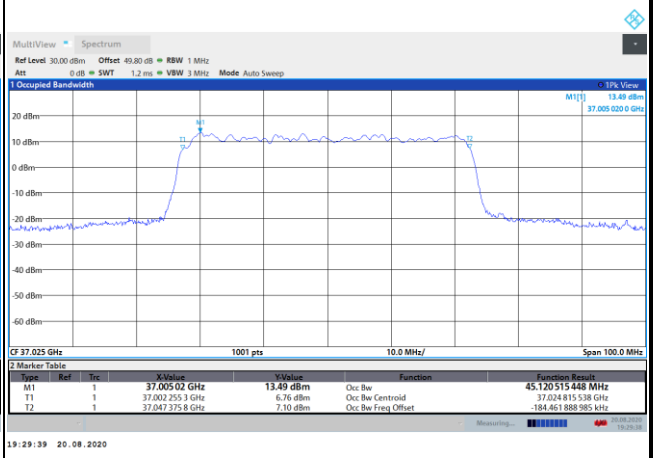

Middle Channel / 50MHz / BPSK

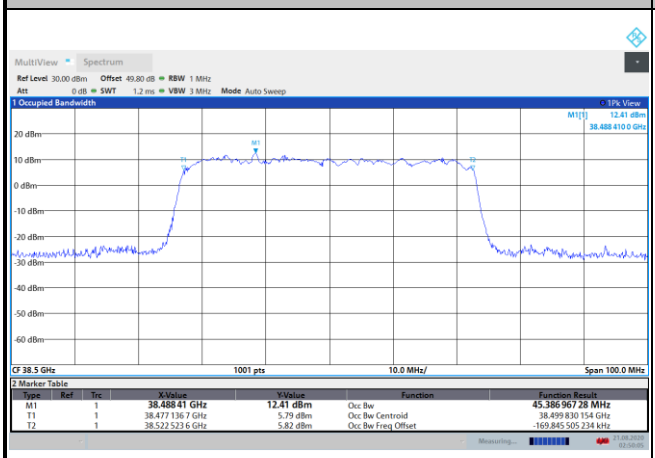

Middle Channel / 50MHz / QPSK

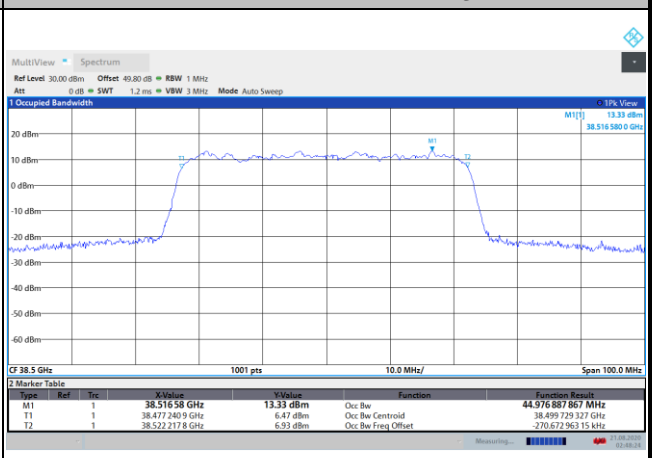

Highest Channel / 50MHz / BPSK

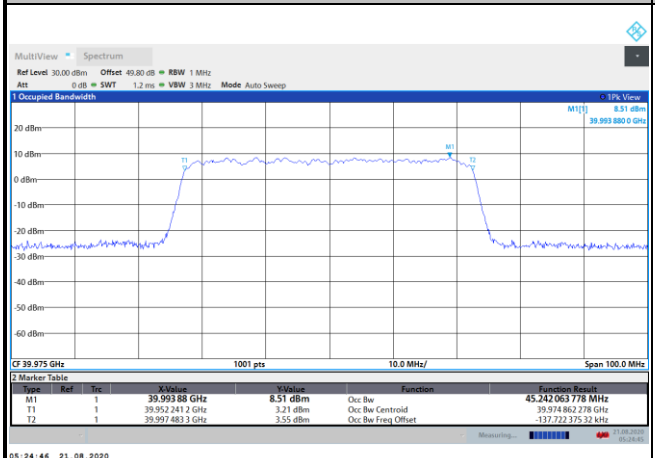

Highest Channel / 50MHz / QPSK

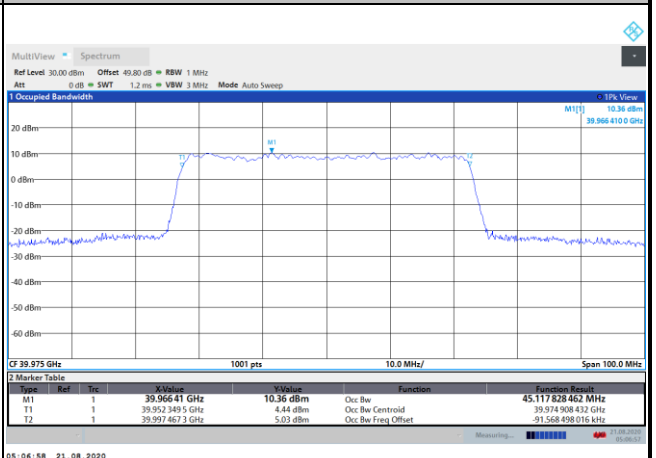

DFT-s-OFDM Module 1

NR Band n260

Lowest Channel / 50MHz / 16QAM

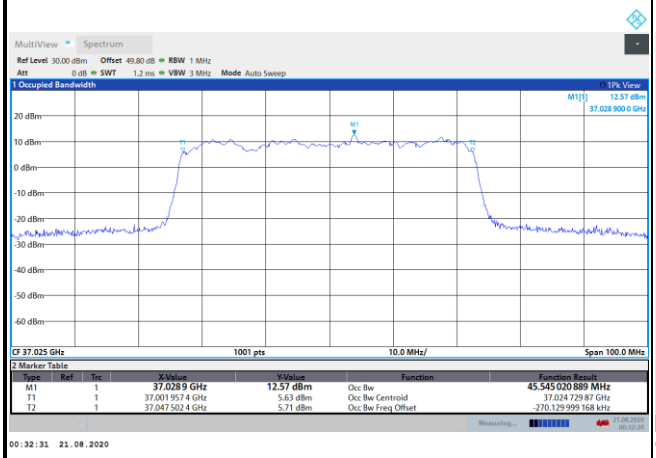

Lowest Channel / 50MHz / 64QAM

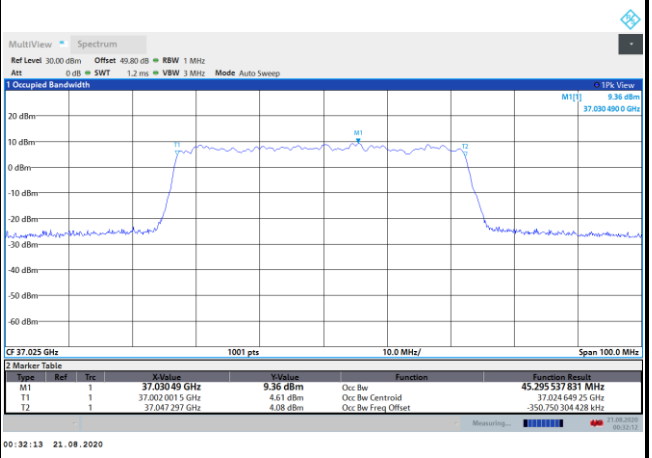

Middle Channel / 50MHz / 16QAM

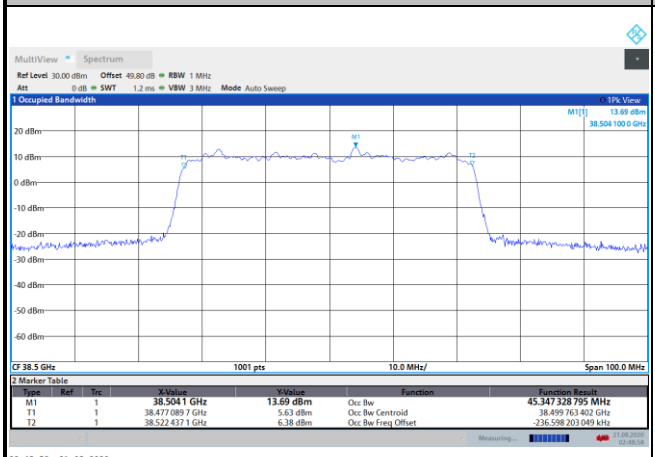

Middle Channel / 50MHz / 64QAM

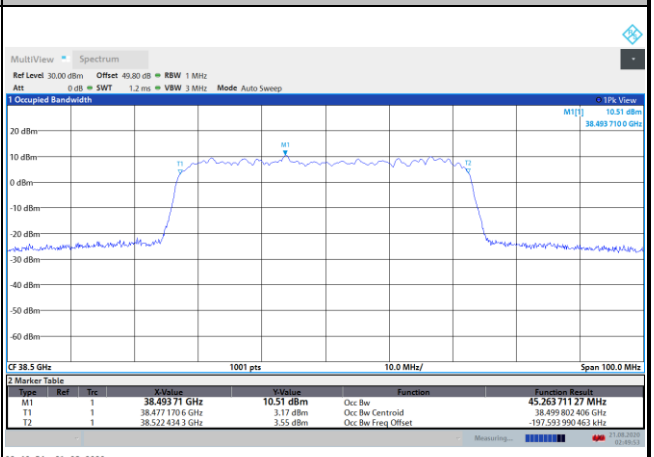

Highest Channel / 50MHz / 16QAM

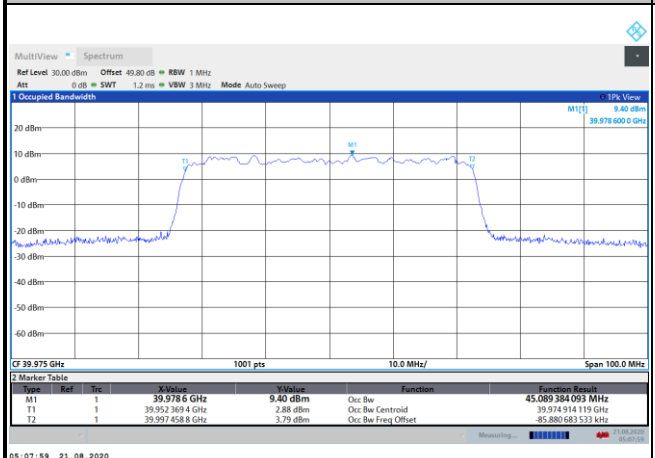

Highest Channel / 50MHz / 64QAM

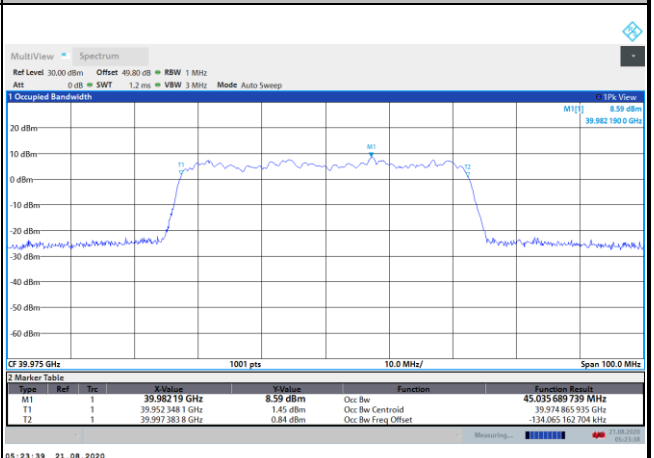

DFT-s-OFDM Module 1

NR Band n260

Lowest Channel / 100MHz / BPSK

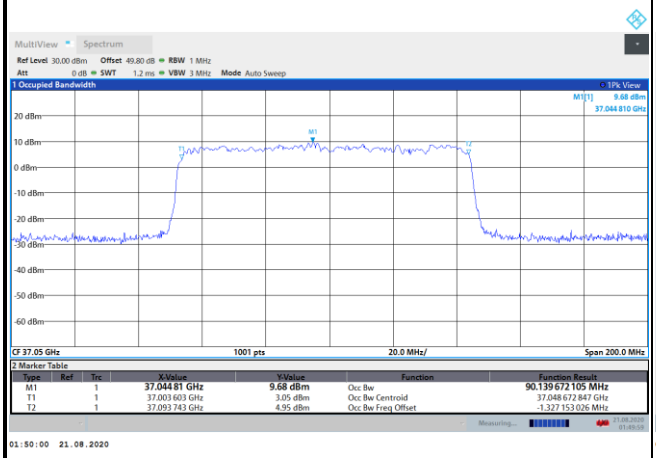

Lowest Channel / 100MHz / QPSK

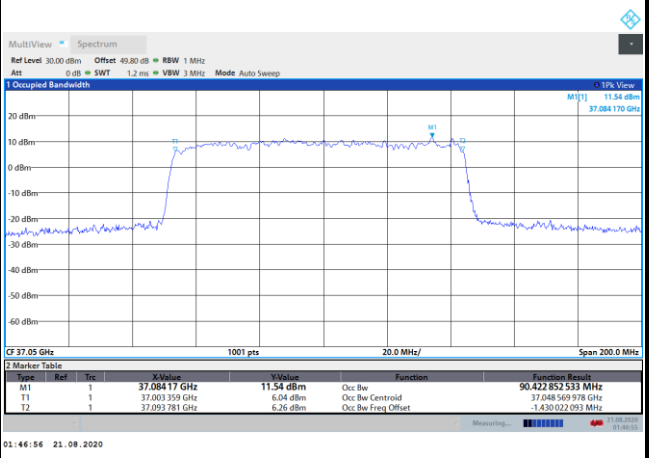

Middle Channel / 100MHz / BPSK

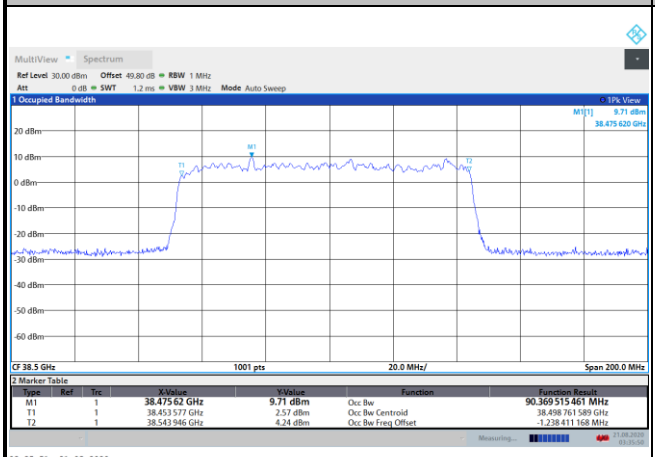

Middle Channel / 100MHz / QPSK

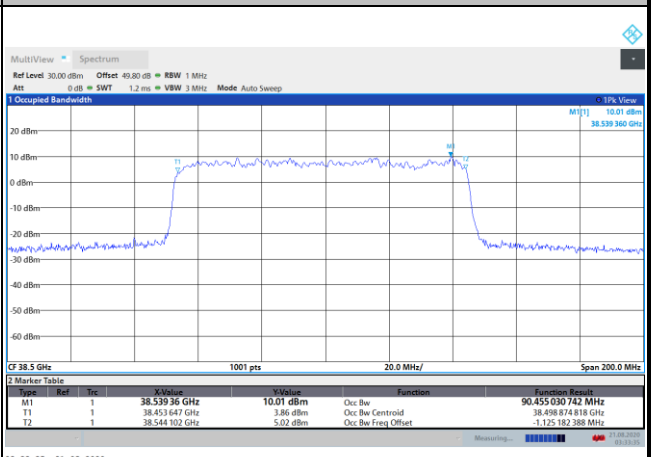

Highest Channel / 100MHz / BPSK

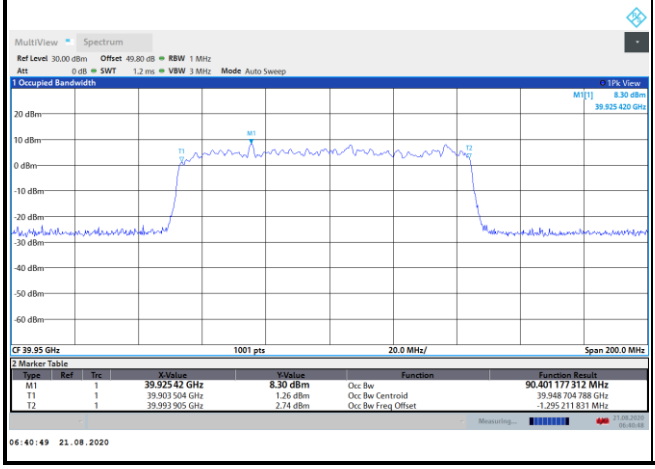
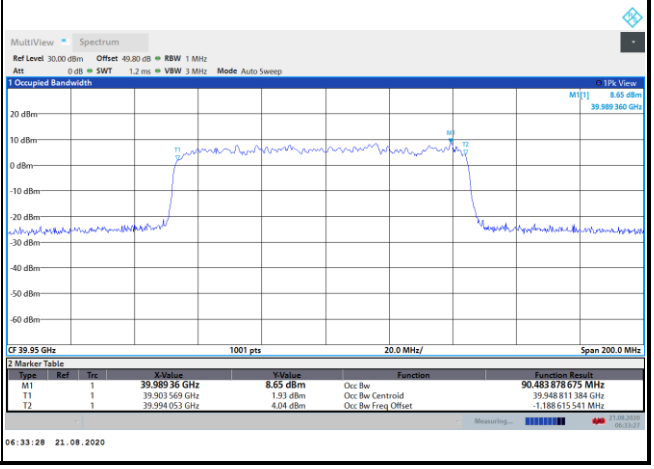
Highest Channel / 100MHz / QPSK