FCC RADIO TEST REPORT

FCC ID	:	**PKRISGM2000B**
Equipment	:	**Wireless Hotspot Modem**
Brand Name	:	**Inseego**
Model Name	:	**M2000B**
Marketing Name	:	**M2000**
Applicant	:	**Inseego Corporation** **9710 Scranton Road Suite 200, San Diego, CA 92121**
Manufacturer	:	**Inseego Corporation** **9710 Scranton Road Suite 200, San Diego, CA 92121**
Standard	:	**FCC 47 CFR Part 2, 22(H), 24(E), 27**

The product was received on Jul. 30, 2020 and testing was started from Sep. 01, 2020 and completed on Sep. 16, 2020. We, SPORTON INTERNATIONAL INC. EMC & Wireless Communications Laboratory, would like to declare that the tested sample has been evaluated in accordance with the test procedures given in ANSI / TIA-603-E and has been in compliance with the applicable technical standards.

The test results in this variant report apply exclusively to the tested model / sample. Without written approval of SPORTON INTERNATIONAL INC. EMC & Wireless Communications Laboratory, the test report shall not be reproduced except in full.

Louis Wu

Approved by: Louis Wu

SPORTON INTERNATIONAL INC. EMC & Wireless Communications Laboratory
No. 52, Huaya 1st Rd., Guishan Dist., Taoyuan City, Taiwan (R.O.C.)

Table of Contents

History of this test report **3**
Summary of Test Result **4**
1 General Description **6**
1.1 Product Feature of Equipment Under Test 6
1.2 Modification of EUT 6
1.3 Testing Location 6
1.4 Applicable Standards 7
2 Test Configuration of Equipment Under Test **8**
2.1 Test Mode 8
2.2 Connection Diagram of Test System 11
2.3 Support Unit used in test configuration and system 11
2.4 Measurement Results Explanation Example 11
2.5 Frequency List of Low/Middle/High Channels 12
3 Conducted Test Items **19**
3.1 Measuring Instruments 19
3.2 Conducted Output Power and ERP/EIRP 20
3.3 Peak-to-Average Ratio 21
3.4 Occupied Bandwidth 22
3.5 Conducted Band Edge 23
3.6 Conducted Spurious Emission 25
3.7 Frequency Stability 26
4 Radiated Test Items **27**
4.1 Measuring Instruments 27
4.2 Radiated Spurious Emission Measurement 29
5 List of Measuring Equipment **30**
6 Uncertainty of Evaluation **32**
Appendix A. Test Results of Conducted Test
Appendix B. Test Results of ERP/EIRP and Radiated Test
Appendix C. Test Setup Photographs
Appendix D. Original Report

History of this test report

Report No.	Version	Description	Issued Date
FG041658-01B	01	Initial issue of report	Sep. 23, 2020

Summary of Test Result

Report Clause	Ref Std. Clause	Test Items	Result (PASS/FAIL)	Remark
3.2	§2.1046	Conducted Output Power	Reporting only	-
	§22.913 (a)(2)	Effective Radiated Power (Band 5) (Band 26)	Pass	
	§27.50 (b)(10) §27.50 (c)(10)	Effective Radiated Power (Band 12) (Band 13) (Band 17) (Band 71)		
	§24.232 (c) §27.50 (h)(2)	Equivalent Isotropic Radiated Power (Band 2) (Band 25) (Band 7) (Band 38) (Band 41)		
	§27.50 (d)(4)	Equivalent Isotropic Radiated Power (Band 4) (Band 66)		
3.3	§24.232 (d) §27.50 (d)(5)	Peak-to-Average Ratio	Pass	-
3.4	§2.1049	Occupied Bandwidth	Reporting only	-
3.5	§2.1051 §22.917 (a) §24.238 (a) §27.53 (c)(2)(4) §27.53 (g) §27.53 (h)	Conducted Band Edge Measurement (Band 2) (Band 4) (Band 5) (Band 12) (Band 13) (Band 17) (Band 25) (Band 26) (Band 66) (Band 71)	Pass	-
	§2.1051 §27.53 (m)(4)	Conducted Band Edge Measurement (Band 7) (Band 38) (Band 41)		
3.6	§2.1051 §22.917 (a) §24.238 (a) §27.53 (c)(2) §27.53 (g) §27.53 (h)	Conducted Spurious Emission (Band 2) (Band 4) (Band 5) (Band 12) (Band 13) (Band 17) (Band 25) (Band 26) (Band 66) (Band 71)	Pass	-
	§2.1051 §27.53 (m)(4)	Conducted Spurious Emission (Band 7) (Band 38) (Band 41)		
3.7	§2.1055 §22.355 §24.235 §27.54	Frequency Stability Temperature & Voltage	Not Required	-

Report Clause	Ref Std. Clause	Test Items	Result (PASS/FAIL)	Remark
4.2	§2.1053 §22.917 (a) §24.238 (a) §27.53 (c)(2) §27.53 (f) §27.53 (g) §27.53 (h)	Radiated Spurious Emission (Band 2) (Band 4) (Band 5) (Band 12) (Band 13) (Band 17) (Band 25) (Band 26) (Band 66) (Band 71)	Pass	Under limit 14.75 dB at 5616.000 MHz
	§2.1051 §27.53 (m)(4)	Radiated Spurious Emission (Band 7) (Band 38) (Band 41)		

Remark:

1. Not required means after assessing, test items are not necessary to carry out.
2. This is a variant report, please refer to the Declaration of Similarity Letter provided by the applicant for the deviation against its parent model. All the test cases were performed on original report which can be referred to Sporton Report Number FG041657-01B as appendix D. Based on the original report, the test cases were verified.

Declaration of Conformity:
The test results with all measurement uncertainty excluded are presented in accordance with the regulation limits or requirements declared by manufacturers.
Comments and Explanations:
The declared of product specification for EUT presented in the report are provided by the manufacturer, and the manufacturer takes all the responsibilities for the accuracy of product specification.

Reviewed by: Wii Chang

Report Producer: Amy Chen

1 General Description

1.1 Product Feature of Equipment Under Test

WCDMA/LTE/5G NR, Wi-Fi 2.4GHz 802.11b/g/n/ax, Wi-Fi 5GHz 802.11a/n/ac/ax and GNSS.

Product Specification subjective to this standard	
Antenna Type	WWAN: Fixed Internal Antenna WLAN: <Ant. 1>: Fixed Internal Antenna <Ant. 2>: Fixed Internal Antenna GPS: Fixed Internal Antenna

1.2 Modification of EUT

No modifications are made to the EUT during all test items.

1.3 Testing Location

Test Site	SPORTON INTERNATIONAL INC. EMC & Wireless Communications Laboratory
Test Site Location	No.52, Huaya 1st Rd., Guishan Dist., Taoyuan City, Taiwan (R.O.C.) TEL: +886-3-327-3456 FAX: +886-3-328-4978
Test Site No.	**Sporton Site No.**
	TH05-HY
Test Engineer	Benjamin Lin
Temperature	21.5~23.6℃
Relative Humidity	45.7~46.9%

Test Site	SPORTON INTERNATIONAL INC. EMC & Wireless Communications Laboratory
Test Site Location	No.58, Aly. 75, Ln. 564, Wenhua 3rd, Rd., Guishan Dist., Taoyuan City, Taiwan (R.O.C.) TEL: +886-3-327-0868 FAX: +886-3-327-0855
Test Site No.	**Sporton Site No.**
	03CH12-HY
Test Engineer	Jack Cheng, Lance Chiang and Chuan Chu
Temperature	24.3~26.4℃
Relative Humidity	58~66%

Note: The test site complies with ANSI C63.4 2014 requirement.

FCC Designation No.: TW1190 and TW0007

1.4 Applicable Standards

According to the specifications of the manufacturer, the EUT must comply with the requirements of the following standards:

- ANSI C63.26-2015
- ANSI / TIA-603-E
- FCC 47 CFR Part 2, 22(H), 24(E), 27
- FCC KDB 971168 D01 Power Meas. License Digital Systems v03r01
- FCC KDB 412172 D01 Determining ERP and EIRP v01r01
- FCC KDB 414788 D01 Radiated Test Site v01r01.

Remark:

1. All test items were verified and recorded according to the standards and without any deviation during the test.
2. The TAF code is not including all the FCC KDB listed without accreditation.

2 Test Configuration of Equipment Under Test

2.1 Test Mode

Antenna port conducted and radiated test items listed below are performed according to KDB 971168 D01 Power Meas. License Digital Systems v03r01 with maximum output power.

For radiated measurement, pre-scanned in three orthogonal panels, X, Y, Z. The worst cases (X Plane for LTE Band 41_CA / 2A_4A / 2A_66A ; Y Plane for LTE Band 7 / 13 / 25 / 38 / 66 / 71 / 2A_14A / 4A_12A / 12A_66A ; Z Plane for LTE Band 12 / 41_HPUE) were recorded in this report.

Test Items	Band	Bandwidth (MHz)						Modulation			RB #			Test Channel		
		1.4	3	5	10	15	20	QPSK	16QAM	64QAM	1	Half	Full	L	M	H
Max. Output Power	2	v	v	v	v	v	v	v	v	v	v	v	v	v	v	v
	4	v	v	v	v	v	v	v	v	v	v	v	v	v	v	v
	5	v	v	v	v	-	-	v	v	v	v	v	v	v	v	v
	7	-	-	v	v	v	v	v	v	v	v	v	v	v	v	v
	12	v	v	v	v	-	-	v	v	v	v	v	v	v	v	v
	13	-	-	v	v	-	-	v	v	v	v	v	v	v	v	v
	17	-	-	v	v	-	-	v	v	v	v	v	v	v	v	v
	25	v	v	v	v	v	v	v	v	v	v	v	v	v	v	v
	26	v	v	v	v	v	-	v	v	v	v	v	v	v	v	v
	38	-	-	v	v	v	v	v	v	v	v	v	v	v	v	v
	41	-	-	v	v	v	v	v	v	v	v	v	v	v	v	v
	66	v	v	v	v	v	v	v	v	v	v	v	v	v	v	v
	71	-	-	v	v	v	v	v	v	v	v	v	v	v	v	v

Test Items	Band	Bandwidth (MHz)						Modulation			RB #			Test Channel		
		1.4	3	5	10	15	20	QPSK	16QAM	64QAM	1	Half	Full	L	M	H
E.R.P / E.I.R.P	2	v	v	v	v	v	v	v	v	v	v	v		v	v	v
	4	v	v	v	v	v	v	v	v	v	v		v	v	v	v
	5	v	v	v	v	-	-	v	v	v	v			v	v	v
	7	-	-	v	v	v	v	v	v	v	v			v	v	v
	12	v	v	v	v	-	-	v	v	v	v			v	v	v
	13	-	-	v	v	-	-	v	v	v	v			v	v	v
	17	-	-	v	v	-	-	v	v	v	v			v	v	v
	25	v	v	v	v	v	v	v	v	v	v			v	v	v
	26	v	v	v	v	v	-	v	v	v	v			v	v	v
	38	-	-	v	v	v	v	v	v	v	v			v	v	v
	41	-	-	v	v	v	v	v	v	v	v			v	v	v
	66	v	v	v	v	v	v	v	v	v	v			v	v	v
	71	-	-	v	v	v	v	v	v	v	v			v	v	v
Radiated Spurious Emission	7	-	-				v	v					v		v	
	12				v	-	-	v					v			v
	13	-	-	v	v	-	-	v					v		v	
	25						v	v					v			v
	26		v			v	-	v					v	v		v
	38	-	-				v	v					v		v	
	41	-	-				v	v					v		v	
	66						v	v					v		v	
	71	-	-				v	v					v			v
Remark	1. The mark "**v** " means that this configuration is chosen for testing 2. The mark "-" means that this bandwidth is not supported. 3. The device is investigated from 30MHz to 10 times of fundamental signal for radiated spurious emission test under different RB size/offset and modulations in exploratory test. Subsequently, only the worst case emissions are reported. 4. All the radiated test cases were performed with Battery 2.															

Test Items	Band	Bandwidth (MHz)										Modulation			RB #			Test Channel		
		20+20	20+15	15+20	20+10	10+20	20+5	5+20	15+15	15+10	10+15	QPSK	16QAM	64QAM	1	Half	Full	L	M	H
Max. Output Power	41_CA	v	v	v	v	v	v	v	v	v	v	v	v	v	v	v	v	v	v	v
26dB and 99% Bandwidth	41_CA	v	v	v	v	v	v	v	v	v	v	v	v	v			v	v	v	v
Conducted Band Edge	41_CA	v	v	v	v	v	v	v	v	v	v	v	v	v	v		v	v		v
Conducted Spurious Emission	41_CA	v	v	v	v	v	v	v	v	v	v	v	v	v	v			v	v	v
E.I.R.P.	41_CA	v	v	v	v	v	v	v	v	v	v	v	v	v	v			v	v	v
Radiated Spurious Emission	41_CA	Worst Case																v	v	v
Remark	1. The mark "**v** " means that this configuration is chosen for testing 2. The mark "-" means that this bandwidth is not supported. 3. The device is investigated from 30MHz to 10 times of fundamental signal for radiated spurious emission test under different RB size/offset and modulations in exploratory test. Subsequently, only the worst case emissions are reported. 4. All the radiated test cases were performed with Battery 2.																			

2.2 Connection Diagram of Test System

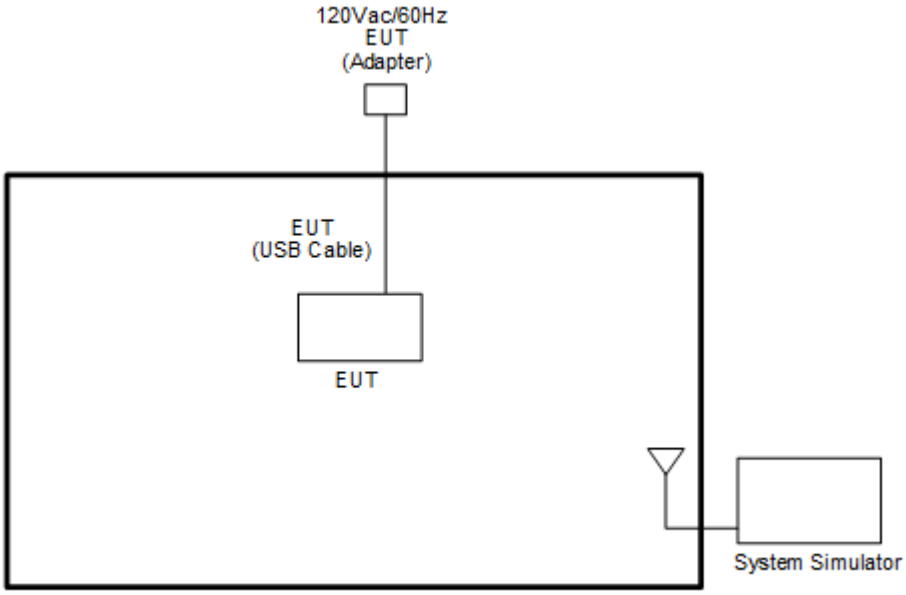

2.3 Support Unit used in test configuration and system

Item	Equipment	Brand Name	Model No.	FCC ID	Data Cable	Power Cord
1.	System Simulator	Anritsu	8821C	N/A	N/A	Unshielded, 1.8 m

2.4 Measurement Results Explanation Example

For all conducted test items:

The offset level is set in the spectrum analyzer to compensate the RF cable loss and attenuator factor between EUT conducted output port and spectrum analyzer. With the offset compensation, the spectrum analyzer reading level is exactly the EUT RF output level.

The spectrum analyzer offset is derived from RF cable loss and attenuator factor.

Offset = RF cable loss + attenuator factor.

Following shows an offset computation example with cable loss 4.2 dB and 10dB attenuator.

Example :

Offset(dB) = RF cable loss(dB) + attenuator factor(dB).

= 4.2 + 10 = 14.2 (dB)

2.5 Frequency List of Low/Middle/High Channels

LTE Band 2 Channel and Frequency List				
BW [MHz]	**Channel/Frequency(MHz)**	**Lowest**	**Middle**	**Highest**
20	Channel	18700	18900	19100
	Frequency	1860	1880	1900
15	Channel	18675	18900	19125
	Frequency	1857.5	1880	1902.5
10	Channel	18650	18900	19150
	Frequency	1855	1880	1905
5	Channel	18625	18900	19175
	Frequency	1852.5	1880	1907.5
3	Channel	18615	18900	19185
	Frequency	1851.5	1880	1908.5
1.4	Channel	18607	18900	19193
	Frequency	1850.7	1880	1909.3

LTE Band 4 Channel and Frequency List				
BW [MHz]	**Channel/Frequency(MHz)**	**Lowest**	**Middle**	**Highest**
20	Channel	20050	20175	20300
	Frequency	1720	1732.5	1745
15	Channel	20025	20175	20325
	Frequency	1717.5	1732.5	1747.5
10	Channel	20000	20175	20350
	Frequency	1715	1732.5	1750
5	Channel	19975	20175	20375
	Frequency	1712.5	1732.5	1752.5
3	Channel	19965	20175	20385
	Frequency	1711.5	1732.5	1753.5
1.4	Channel	19957	20175	20393
	Frequency	1710.7	1732.5	1754.3

LTE Band 5 Channel and Frequency List				
BW [MHz]	Channel/Frequency(MHz)	Lowest	Middle	Highest
10	Channel	20450	20525	20600
	Frequency	829	836.5	844
5	Channel	20425	20525	20625
	Frequency	826.5	836.5	846.5
3	Channel	20415	20525	20635
	Frequency	825.5	836.5	847.5
1.4	Channel	20407	20525	20643
	Frequency	824.7	836.5	848.3

LTE Band 7 Channel and Frequency List				
BW [MHz]	Channel/Frequency(MHz)	Lowest	Middle	Highest
20	Channel	20850	21100	21350
	Frequency	2510	2535	2560
15	Channel	20825	21100	21375
	Frequency	2507.5	2535	2562.5
10	Channel	20800	21100	21400
	Frequency	2505	2535	2565
5	Channel	20775	21100	21425
	Frequency	2502.5	2535	2567.5

LTE Band 12 Channel and Frequency List				
BW [MHz]	Channel/Frequency(MHz)	Lowest	Middle	Highest
10	Channel	23060	23095	23130
	Frequency	704	707.5	711
5	Channel	23035	23095	23155
	Frequency	701.5	707.5	713.5
3	Channel	23025	23095	23165
	Frequency	700.5	707.5	714.5
1.4	Channel	23017	23095	23173
	Frequency	699.7	707.5	715.3

LTE Band 13 Channel and Frequency List				
BW [MHz]	Channel/Frequency(MHz)	Lowest	Middle	Highest
10	Channel	-	23230	-
	Frequency	-	782	-
5	Channel	23205	23230	23255
	Frequency	779.5	782	784.5

LTE Band 17 Channel and Frequency List				
BW [MHz]	Channel/Frequency(MHz)	Lowest	Middle	Highest
10	Channel	23780	23790	23800
	Frequency	709	710	711
5	Channel	23755	23790	23825
	Frequency	706.5	710	713.5

LTE Band 25 Channel and Frequency List				
BW [MHz]	Channel/Frequency(MHz)	Lowest	Middle	Highest
20	Channel	26140	26340	26590
	Frequency	1860	1880	1905
15	Channel	26115	26340	26615
	Frequency	1857.5	1880	1907.5
10	Channel	26090	26340	26640
	Frequency	1855	1880	1910
5	Channel	26065	26340	26665
	Frequency	1852.5	1880	1912.5
3	Channel	26055	26340	26675
	Frequency	1851.5	1880	1913.5
1.4	Channel	26047	26340	26683
	Frequency	1850.7	1880	1914.3

LTE Band 26 Channel and Frequency List				
BW [MHz]	Channel/Frequency(MHz)	Lowest	Middle	Highest
15	Channel	26865	26915	26965
	Frequency	831.5	836.5	841.5
10	Channel	26840	26915	26990
	Frequency	829.0	836.5	844.0
5	Channel	26815	26915	27015
	Frequency	826.5	836.5	846.5
3	Channel	26805	26915	27025
	Frequency	825.5	836.5	847.5
1.4	Channel	26797	26915	27033
	Frequency	824.7	836.5	848.3

LTE Band 38 Channel and Frequency List				
BW [MHz]	Channel/Frequency(MHz)	Lowest	Middle	Highest
20	Channel	37850	38000	38150
	Frequency	2580.0	2595.0	2610.0
15	Channel	37825	38000	38175
	Frequency	2577.5	2595.0	2612.5
10	Channel	37800	38000	38200
	Frequency	2575.0	2595.0	2615.0
5	Channel	37775	38000	38225
	Frequency	2572.5	2595.0	2617.5

LTE Band 41 Channel and Frequency List				
BW [MHz]	Channel/Frequency(MHz)	Lowest	Middle	Highest
20	Channel	39750	40620	41490
	Frequency	2506.0	2593.0	2680.0
15	Channel	39725	40620	41515
	Frequency	2503.5	2593.0	2682.5
10	Channel	39700	40620	41540
	Frequency	2501.0	2593.0	2685.0
5	Channel	39675	40620	41565
	Frequency	2498.5	2593.0	2687.5

LTE Band 66 Channel and Frequency List				
BW [MHz]	Channel/Frequency(MHz)	Lowest	Middle	Highest
20	Channel	132072	132322	132572
	Frequency	1720	1745	1770
15	Channel	132047	132322	132597
	Frequency	1717.5	1745	1772.5
10	Channel	132022	132322	132622
	Frequency	1715	1745	1775
5	Channel	131997	132322	132647
	Frequency	1712.5	1745	1777.5
3	Channel	131987	132322	132657
	Frequency	1711.5	1745	1778.5
1.4	Channel	131979	132322	132665
	Frequency	1710.7	1745	1779.3

LTE Band 71 Channel and Frequency List				
BW [MHz]	Channel/Frequency(MHz)	Lowest	Middle	Highest
20	Channel	133222	133297	133372
	Frequency	673.0	680.5	688.0
15	Channel	133197	133297	133397
	Frequency	670.5	680.5	690.5
10	Channel	133172	133297	133422
	Frequency	668.0	680.5	693.0
5	Channel	133147	133297	133447
	Frequency	665.5	680.5	695.5

LTE Band 41 Channel and Frequency List					
BW [MHz]	Channel/Frequency(MHz)		Lowest	Middle	Highest
20 + 20	PCC	Channel	39750	40521	41292
		Frequency	2506.0	2583.1	2660.2
	SCC	Channel	39948	40719	41490
		Frequency	2525.8	2602.9	2680.0
20 + 15	PCC	Channel	39750	40546	41341
		Frequency	2506.0	2585.6	2665.1
	SCC	Channel	39921	40717	41512
		Frequency	2523.1	2602.7	2682.2
15 + 20	PCC	Channel	39728	40523	41319
		Frequency	2503.8	2593.3	2662.9
	SCC	Channel	39899	40694	41490
		Frequency	2520.9	2600.4	2680.0
20 + 10	PCC	Channel	39750	40571	41391
		Frequency	2506.0	2588.1	2670.1
	SCC	Channel	39894	40715	41535
		Frequency	2520.4	2602.5	2684.5
10 + 20	PCC	Channel	39705	40526	41346
		Frequency	2501.5	2583.6	2665.6
	SCC	Channel	39849	40670	41490
		Frequency	2515.9	2598.0	2680.0

LTE Band 41 Channel and Frequency List					
20 + 5	PCC	Channel	39750	40595	41440
		Frequency	2506.0	2590.5	2675.0
	SCC	Channel	39867	40712	41557
		Frequency	2517.7	2602.2	2686.7
5 + 20	PCC	Channel	39683	40528	41373
		Frequency	2499.3	2583.8	2668.3
	SCC	Channel	39800	40645	41490
		Frequency	2511.0	2595.5	2680.0
15 + 15	PCC	Channel	39725	40545	41365
		Frequency	2503.5	2585.5	2667.5
	SCC	Channel	39875	40695	41515
		Frequency	2518.5	2600.5	2682.5
10 + 15	PCC	Channel	39703	40549	41395
		Frequency	2501.3	2585.9	2670.5
	SCC	Channel	39823	40669	41515
		Frequency	2513.3	2597.9	2682.5
15 + 10	PCC	Channel	39725	40571	41417
		Frequency	2503.5	2588.1	2672.7
	SCC	Channel	39845	40691	41537
		Frequency	2515.5	2600.1	2684.7

3 Conducted Test Items

3.1 Measuring Instruments

See list of measuring instruments of this test report.

3.1.1 Test Setup

3.1.2 Conducted Output Power



3.1.3 Peak-to-Average Ratio, Occupied Bandwidth ,Conducted Band-Edge and Conducted Spurious Emission

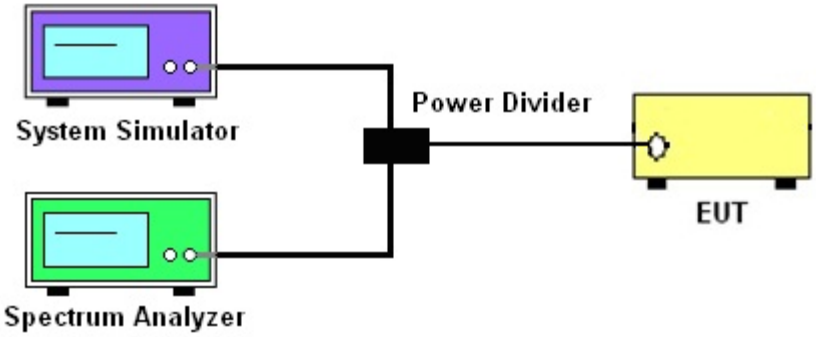

3.1.4 Frequency Stability

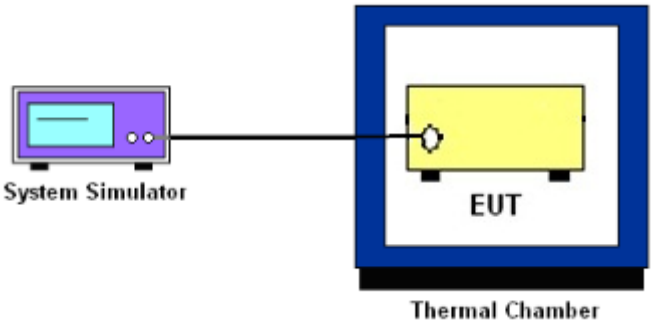

3.1.5 Test Result of Conducted Test

Please refer to Appendix A.

3.2 Conducted Output Power and ERP/EIRP

3.2.1 Description of the Conducted Output Power Measurement and ERP/EIRP Measurement

A system simulator was used to establish communication with the EUT. Its parameters were set to force the EUT transmitting at maximum output power. The measured power in the radio frequency on the transmitter output terminals shall be reported.

The ERP of mobile transmitters must not exceed 7 Watts for LTE Band 5 and Band 26

The ERP of mobile transmitters must not exceed 3 Watts for LTE Band 12 and Band 13 and Band 17 and Band 71

The EIRP of mobile transmitters must not exceed 2 Watts for LTE Band 2 and Band 25 and Band 7 and Band 38 and Band 41

The EIRP of mobile transmitters must not exceed 1 Watts for LTE Band 4 and Band 66

According to KDB 412172 D01 Power Approach,

EIRP = $P_T + G_T – L_C$, ERP = EIRP -2.15, where

P_T = transmitter output power in dBm

G_T = gain of the transmitting antenna in dBi

L_C = signal attenuation in the connecting cable between the transmitter and antenna in dB

3.2.2 Test Procedures

1. The transmitter output port was connected to the system simulator.
2. Set EUT at maximum power through the system simulator.
3. Select lowest, middle, and highest channels for each band and different modulation.
4. Measure and record the power level from the system simulator.

3.3 Peak-to-Average Ratio

3.3.1 Description of the PAR Measurement

Power Complementary Cumulative Distribution Function (CCDF) curves provide a means for characterizing the power peaks of a digitally modulated signal on a statistical basis. A CCDF curve depicts the probability of the peak signal amplitude exceeding the average power level. Most contemporary measurement instrumentation include the capability to produce CCDF curves for an input signal provided that the instrument's resolution bandwidth can be set wide enough to accommodate the entire input signal bandwidth. In measuring transmissions in this band using an average power technique, the peak-to-average ratio (PAR) of the transmission may not exceed 13 dB.

3.3.2 Test Procedures

The testing follows ANSI C63.26-2015 Section 5.2.6

1. The EUT was connected to spectrum and system simulator via a power divider.
2. Set the CCDF (Complementary Cumulative Distribution Function) option in spectrum analyzer.
3. The highest RF powers were measured and recorded the maximum PAPR level associated with a probability of 0.1 %.
4. Record the deviation as Peak to Average Ratio.

3.4 Occupied Bandwidth

3.4.1 Description of Occupied Bandwidth Measurement

The occupied bandwidth is the width of a frequency band such that, below the lower and above the upper frequency limits, the mean powers emitted are each equal to a specified percentage 0.5% of the total mean transmitted power.

The 26 dB emission bandwidth is defined as the frequency range between two points, one above and one below the carrier frequency, at which the spectral density of the emission is attenuated 26 dB below the maximum in-band spectral density of the modulated signal. Spectral density (power per unit bandwidth) is to be measured with a detector of resolution bandwidth equal to approximately 1.0% of the emission bandwidth.

3.4.2 Test Procedures

The testing follows ANSI C63.26-2015 Section 5.4.3 (26dB) and Section 5.4.4 (99OB)

1. The EUT was connected to spectrum analyzer and system simulator via a power divider.
2. The spectrum analyzer center frequency is set to the nominal EUT channel center frequency. The span range for the spectrum analyzer shall be between two and five times the anticipated OBW.
3. The nominal resolution bandwidth (RBW) shall be in the range of 1 to 5 % of the anticipated OBW, and the VBW shall be at least 3 times the RBW.
4. Set the detection mode to peak, and the trace mode to max hold.
5. Determine the reference value: Set the EUT to transmit a modulated signal. Allow the trace to stabilize. Set the spectrum analyzer marker to the highest level of the displayed trace.
   (this is the reference value)
6. Determine the “-26 dB down amplitude” as equal to (Reference Value – X).
7. Place two markers, one at the lowest and the other at the highest frequency of the envelope of the spectral display such that each marker is at or slightly below the “–X dB down amplitude” determined in step 6. If a marker is below this “-X dB down amplitude” value it shall be placed as close as possible to this value. The OBW is the positive frequency difference between the two markers.
8. Use the 99 % power bandwidth function of the spectrum analyzer and report the measured bandwidth.

3.5 Conducted Band Edge

3.5.1 Description of Conducted Band Edge Measurement

22.917(a)

For operations in the 824 – 849 MHz band, the FCC limit is 43 + 10log10(P[Watts]) dB below the transmitter power P(Watts) in a 100kHz bandwidth. However, in the 1MHz bands immediately outside and adjacent to the licensee's frequency block, a resolution bandwidth of at least one percent of the emission bandwidth of the fundamental emission of the transmitter may be employed.

24.238 (a)

For operations in the 1850-1910 and 1930-1990 MHz band, the FCC limit is 43 + 10log10(P[Watts]) dB below the transmitter power P(Watts) in a 1MHz bandwidth. However, in the 1 MHz bands immediately outside and adjacent to the frequency block a resolution bandwidth of at least one percent of the emission bandwidth of the fundamental emission of the transmitter may be employed.

27.53 (c)

For operations in the 776-788 MHz band, the FCC limit is 43 + $10\log_{10}$(P[Watts]) dB below the transmitter power P(Watts) in a 100 kHz bandwidth. However, in the 100 kHz bands immediately outside and adjacent to the frequency block, a resolution bandwidth of at least 30 kHz may be employed. In addition, the power of any unwanted emissions in any 6.25 kHz bandwidth for all frequencies between 763-775 MHz and 793-806 MHz shall be attenuated below the transmitter power, P (dBW), by at least 65 + 10 log10 p(watts), dB, for mobile and portable equipment.

27.53 (g)

For operations in the 600MHz band and 698-746 MHz band, the FCC limit is 43 + 10log10(P[Watts]) dB below the transmitter power P(Watts) in a 100 kHz bandwidth. However, in the 100 kilohertz bands immediately outside and adjacent to a licensee's frequency block, a resolution bandwidth of at least 30 kHz may be employed.

27.53 (h)

For operations in the 1710 – 1755 MHz band, 1755-1780 MHz, the FCC limit is 43 + $10\log_{10}$(P[Watts]) dB below the transmitter power P(Watts) in a 1 MHz bandwidth. However, in the 1MHz bands immediately outside and adjacent to the licensee's frequency block, a resolution bandwidth of at least one percent of the emission bandwidth of the fundamental emission of the transmitter may be employed.

27.53(m)(4)

For mobile digital stations, the attenuation factor shall be not less than 40 + 10 log (P) dB on all frequencies between the channel edge and 5 megahertz from the channel edge, 43 + 10 log (P) dB on all frequencies between 5 megahertz and X megahertz from the channel edge, and 55 + 10 log (P) dB on all frequencies more than X megahertz from the channel edge, where X is the greater of 6 megahertz or the actual emission bandwidth as defined in paragraph (m)(6) of this section. In addition, the attenuation factor shall not be less that 43 + 10 log (P) dB on all frequencies between 2490.5 MHz and 2496 MHz and 55 + 10 log (P) dB at or below 2490.5 MHz. Mobile Satellite Service licensees operating on frequencies below 2495 MHz may also submit a documented interference complaint against BRS licensees operating on channel BRS Channel 1 on the same terms and conditions as adjacent channel BRS or EBS licensees.

3.5.2 Test Procedures

The testing follows FCC KDB 971168 D01 v03r01 Section 6.1.

1. The EUT was connected to spectrum analyzer and system simulator via a power divider.
2. The band edges of low and high channels for the highest RF powers were measured.
3. Set RBW >= 1% EBW in the 1MHz band immediately outside and adjacent to the band edge.
4. Beyond the 1 MHz band from the band edge, RBW=1MHz was used.
5. Set spectrum analyzer with RMS detector.
6. The RF fundamental frequency should be excluded against the limit line in the operating frequency band.
7. Checked that all the results comply with the emission limit line.

   The limit line is derived from 43 + 10log(P)dB below the transmitter power P(Watts)

   For LTE Band 7, 38, 41

   The other 40 dB, and 55 dB have additionally applied same calculation above.

3.6 Conducted Spurious Emission

3.6.1 Description of Conducted Spurious Emission Measurement

The power of any emission outside of the authorized operating frequency ranges must be lower than the transmitter power (P) by a factor of at least 43 + 10 log (P) dB.

For LTE Band 7, 38, 41

The power of any emission outside of the authorized operating frequency ranges must be lower than the transmitter power (P) by a factor of at least 55 + 10 log (P) dB.

It is measured by means of a calibrated spectrum analyzer and scanned from 30 MHz up to a frequency including its 10th harmonic.

3.6.2 Test Procedures

The testing follows FCC KDB 971168 D01 v03r01 Section 6.1.

1. The EUT was connected to spectrum analyzer and system simulator via a power divider.
2. The RF output of EUT was connected to the spectrum analyzer by RF cable and attenuator. The path loss was compensated to the results for each measurement.
3. The middle channel for the highest RF power within the transmitting frequency was measured.
4. The conducted spurious emission for the whole frequency range was taken.
5. Make the measurement with the spectrum analyzer's RBW = 1MHz, VBW = 3MHz.
6. Set spectrum analyzer with RMS detector.
7. Taking the record of maximum spurious emission.
8. The RF fundamental frequency should be excluded against the limit line in the operating frequency band.
9. The limit line is derived from 43 + 10log(P)dB below the transmitter power P(Watts)

   For LTE Band 7, 38, 41

   The limit line is derived from 55 + 10log(P)dB below the transmitter power P(Watts)

3.7 Frequency Stability

3.7.1 Description of Frequency Stability Measurement

22.355

The frequency stability shall be measured by variation of ambient temperature and variation of primary supply voltage to ensure that the fundamental emission stays within the authorized frequency block. The frequency stability of the transmitter shall be maintained within ±0.00025% (±2.5ppm) of the center frequency.

24.235 & 27.54

The frequency stability shall be sufficient to ensure that the fundamental emission stays within the authorized frequency block.

3.7.2 Test Procedures for Temperature Variation

The testing follows FCC KDB 971168 D01 v03r01 Section 9.0.

1. The EUT was set up in the thermal chamber and connected with the system simulator.
2. With power OFF, the temperature was decreased to -30°C and the EUT was stabilized before testing. Power was applied and the maximum change in frequency was recorded within one minute.
3. With power OFF, the temperature was raised in 10°C step up to 50°C. The EUT was stabilized at each step for at least half an hour. Power was applied and the maximum frequency change was recorded within one minute.

3.7.3 Test Procedures for Voltage Variation

The testing follows FCC KDB 971168 D01 v03r01 Section 9.0.

1. The EUT was placed in a temperature chamber at 20±5° C and connected with the system simulator.
2. The power supply voltage to the EUT was varied from 85% to 115% of the nominal value measured at the input to the EUT.
3. The variation in frequency was measured for the worst case.

4 Radiated Test Items

4.1 Measuring Instruments

See list of measuring instruments of this test report.

4.1.1 Test Setup

For radiated emissions below 30MHz

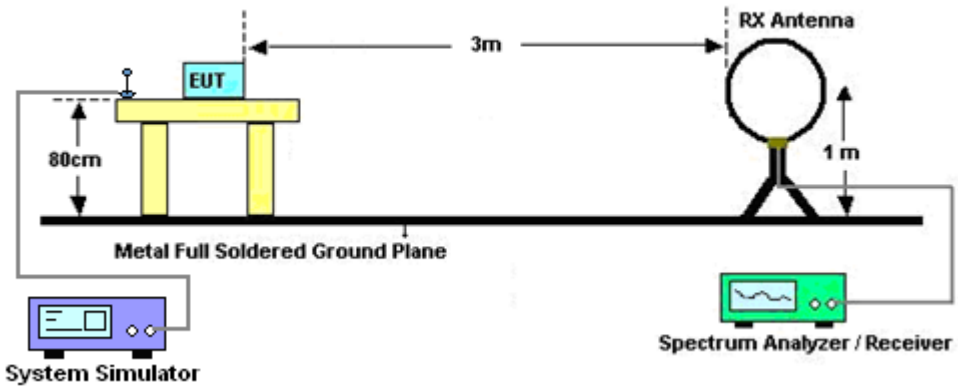

For radiated test from 30MHz to 1GHz

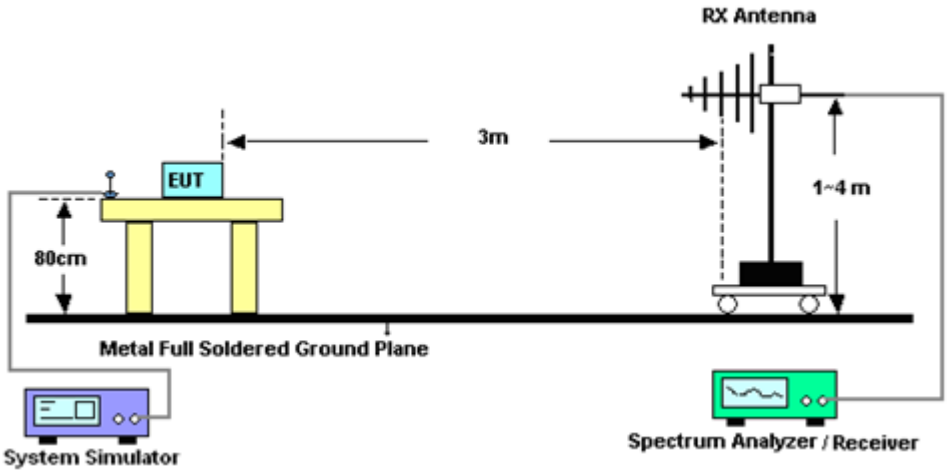

For radiated test from 1GHz to 18GHz

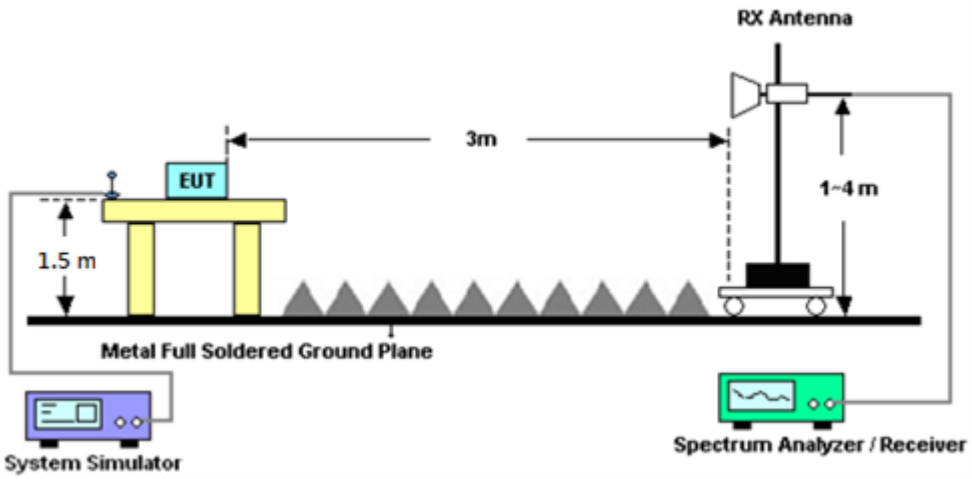

For radiated test above 18GHz

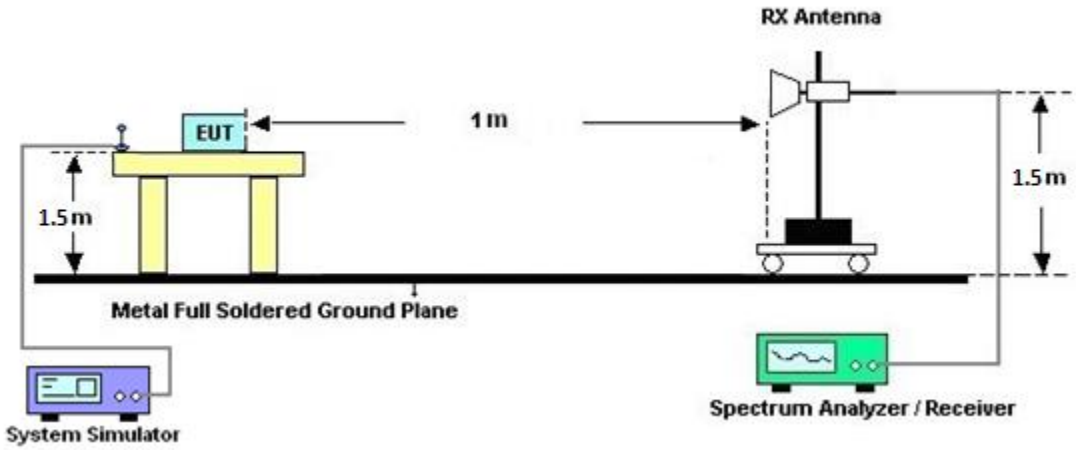

4.1.2 Test Result of Radiated Test

Please refer to Appendix B.

Note:

The low frequency, which started from 9 kHz to 30MHz, was pre-scanned and the result which was 20dB lower than the limit line was not reported.

There is a comparison data of both open-field test site and alternative test site - semi-Anechoic chamber according to 414788 D01 Radiated Test Site v01r01, and the result came out very similar.

4.2 Radiated Spurious Emission Measurement

4.2.1 Description of Radiated Spurious Emission Measurement

The radiated spurious emission was measured by substitution method according to ANSI / TIA-603-E. The power of any emission outside of the authorized operating frequency ranges must be attenuated below the transmitter power (P) by a factor of at least 43 + 10 log (P) dB.

For LTE Band 7, 38, 41

The power of any emission outside of the authorized operating frequency ranges must be attenuated below the transmitter power (P) by a factor of at least 55 + 10 log (P) dB.

For LTE Band 13

For operations in the 746-758 MHz, 775-788 MHz, and 805-806 MHz bands, emissions in the band 1559-1610 MHz shall be limited to −70 dBW/MHz equivalent isotropically radiated power (EIRP) for wideband signals, and −80 dBW EIRP for discrete emissions of less than 700 Hz bandwidth.

The spectrum is scanned from 30 MHz up to a frequency including its 10th harmonic.

4.2.2 Test Procedures

The testing follows FCC KDB 971168 D01 v03r01 Section 7 and ANSI / TIA-603-E Section 2.2.12.

1. The EUT was placed on a turntable with 0.8 meter for frequency below 1GHz and 1.5 meter for frequency above 1GHz respectively above ground.
2. The EUT was set 3 meters from the receiving antenna, which was mounted on the antenna tower.
3. The table was rotated 360 degrees to determine the position of the highest spurious emission.
4. The height of the receiving antenna is varied between one meter and four meters to search the maximum spurious emission for both horizontal and vertical polarizations.
5. Make the measurement with the spectrum analyzer's RBW = 1MHz, VBW = 3MHz, taking the record of maximum spurious emission.
6. A horn antenna was substituted in place of the EUT and was driven by a signal generator.
7. Tune the output power of signal generator to the same emission level with EUT maximum spurious emission.
8. Taking the record of output power at antenna port.
9. Repeat step 7 to step 8 for another polarization.
10. The RF fundamental frequency should be excluded against the limit line in the operating frequency band.

    The limit line is derived from 43 + 10log(P)dB below the transmitter power P(Watts)

    For LTE Band 7, 38, 41

    The limit line is derived from 55 + 10log(P)dB below the transmitter power P(Watts)

    EIRP (dBm) = S.G. Power – Tx Cable Loss + Tx Antenna Gain

    ERP (dBm) = EIRP - 2.15

5 List of Measuring Equipment

Instrument	Brand Name	Model No.	Serial No.	Characteristics	Calibration Date	Test Date	Due Date	Remark
Loop Antenna	Rohde & Schwarz	HFH2-Z2	100315	9 kHz~30 MHz	Dec. 26, 2019	Sep. 08, 2020~ Sep. 16, 2020	Dec. 25, 2020	Radiation (03CH12-HY)
Bilog Antenna	TESEQ	CBL 6111D & 00800N1D01N -06	37059 & 01	30MHz~1GHz	Oct. 12, 2019	Sep. 08, 2020~ Sep. 16, 2020	Oct. 11, 2020	Radiation (03CH12-HY)
Horn Antenna	SCHWARZBECK	BBHA 9120 D	9120D-1328	1GHz~18GHz	Nov. 14, 2019	Sep. 08, 2020~ Sep. 16, 2020	Nov. 13, 2020	Radiation (03CH12-HY)
Horn Antenna	SCHWARZBECK	BBHA 9120D	9120D-1522	1GHz ~ 18GHz	Sep. 19, 2019	Sep. 08, 2020~ Sep. 16, 2020	Sep. 18, 2020	Radiation (03CH12-HY)
SHF-EHF Horn Antenna	SCHWARZBECK	BBHA 9170	BBHA9170584	18GHz~40GHz	Dec. 10, 2019	Sep. 08, 2020~ Sep. 16, 2020	Dec. 09, 2020	Radiation (03CH12-HY)
SHF-EHF Horn Antenna	SCHWARZBECK	BBHA 9170	BBHA9170980	18GHz ~ 40GHz	Jan. 10, 2019	Sep. 08, 2020~ Sep. 16, 2020	Jan. 09, 2021	Radiation (03CH12-HY)
Preamplifier	COM-POWER	PA-103	161075	10MHz~1GHz	Mar. 25, 2020	Sep. 08, 2020~ Sep. 16, 2020	Mar. 24, 2021	Radiation (03CH12-HY)
Preamplifier	Keysight	83017A	MY57280120	1GHz~26.5GHz	Jul. 20, 2020	Sep. 08, 2020~ Sep. 16, 2020	Jul. 19, 2021	Radiation (03CH12-HY)
Preamplifier	Jet-Power	JPA0118-55-303K	1710001800054002	1GHz~18GHz	Feb. 07, 2020	Sep. 08, 2020~ Sep. 16, 2020	Feb. 06, 2021	Radiation (03CH12-HY)
Preamplifier	EMEC	EM18G40G	060715	18GHz~40GHz	Dec. 13, 2019	Sep. 08, 2020~ Sep. 16, 2020	Dec. 12, 2020	Radiation (03CH12-HY)
Spectrum Analyzer	Agilent	N9010A	MY54200485	10Hz~44GHz	Feb. 10, 2020	Sep. 08, 2020~ Sep. 16, 2020	Feb. 09, 2021	Radiation (03CH12-HY)
Signal Generator	Anritsu	MG3694C	163401	0.1Hz~40GHz	Feb. 15, 2020	Sep. 08, 2020~ Sep. 16, 2020	Feb. 14, 2021	Radiation (03CH12-HY)
RF Cable	HUBER + SUHNER	SUCOFLEX 104	MY9837/4PE	9kHz~30MHz	Mar. 12, 2020	Sep. 08, 2020~ Sep. 16, 2020	Mar. 11, 2021	Radiation (03CH12-HY)
RF Cable	HUBER + SUHNER	SUCOFLEX 126E	0058/126E	30MHz~18GHz	Dec. 12, 2019	Sep. 08, 2020~ Sep. 16, 2020	Dec. 11, 2020	Radiation (03CH12-HY)
RF Cable	HUBER + SUHNER	SUCOFLEX 102	505134/2	30MHz~40GHz	Feb. 25, 2020	Sep. 08, 2020~ Sep. 16, 2020	Feb. 24, 2021	Radiation (03CH12-HY)
RF Cable	HUBER + SUHNER	SUCOFLEX 102	800740/2	30MHz~40GHz	Feb. 25, 2020	Sep. 08, 2020~ Sep. 16, 2020	Feb. 24, 2021	Radiation (03CH12-HY)
Hygrometer	TECPEL	DTM-303B	TP140349	N/A	Oct. 25, 2019	Sep. 08, 2020~ Sep. 16, 2020	Oct. 24, 2020	Radiation (03CH12-HY)
Controller	EMEC	EM1000	N/A	Control Turn table & Ant Mast	N/A	Sep. 08, 2020~ Sep. 16, 2020	N/A	Radiation (03CH12-HY)
Antenna Mast	EMEC	AM-BS-4500-B	N/A	1m~4m	N/A	Sep. 08, 2020~ Sep. 16, 2020	N/A	Radiation (03CH12-HY)
Turn Table	EMEC	TT2000	N/A	0~360 Degree	N/A	Sep. 08, 2020~ Sep. 16, 2020	N/A	Radiation (03CH12-HY)
Software	Audix	E3 6.2009-8-24	RK-000989	N/A	N/A	Sep. 08, 2020~ Sep. 16, 2020	N/A	Radiation (03CH12-HY)

Instrument	Brand Name	Model No.	Serial No.	Characteristics	Calibration Date	Test Date	Due Date	Remark
Base Station (Measure)	Anritsu	MT8821C	6262025280	GSM / GPRS /WCDMA / LTE FDD/TDD with 44) /LTE-3CC DLCA,2CC ULCA	Oct. 25, 2019	Sep. 01, 2020~ Sep. 10, 2020	Oct. 24, 2020	Conducted (TH05-HY)
Spectrum Analyzer	Rohde & Schwarz	FSV40	101908	10Hz~40GHz	May 13, 2020	Sep. 01, 2020~ Sep. 10, 2020	May 12, 2021	Conducted (TH05-HY)
Coupler	Warison	20dB 25W SMA Directional Coupler	#A	1-18GHz	Jan. 13, 2020	Sep. 01, 2020~ Sep. 10, 2020	Jan. 12, 2021	Conducted (TH05-HY)
Hygrometer	Testo	608-H1	34893241	N/A	Mar. 02, 2020	Sep. 01, 2020~ Sep. 10, 2020	Mar. 01, 2021	Conducted (TH05-HY)

6 Uncertainty of Evaluation

Uncertainty of Radiated Emission Measurement (30 MHz ~ 1000 MHz)

Measuring Uncertainty for a Level of Confidence of 95% (U = 2Uc(y))	3.07

Uncertainty of Radiated Emission Measurement (1 GHz ~ 18 GHz)

Measuring Uncertainty for a Level of Confidence of 95% (U = 2Uc(y))	3.21

Uncertainty of Radiated Emission Measurement (18 GHz ~ 40 GHz)

Measuring Uncertainty for a Level of Confidence of 95% (U = 2Uc(y))	3.80

Appendix A. Test Results of Conducted Test

Conducted Output Power(Average power)

LTE Band 2 Maximum Average Power [dBm]						
BW [MHz]	RB Size	RB Offset	Mod	Lowest	Middle	Highest
20	1	0	QPSK	23.73	**23.84**	23.73
20	1	49		23.63	23.75	23.63
20	1	99		23.65	23.71	23.61
20	50	0		22.74	22.83	22.75
20	50	24		22.81	22.86	22.84
20	50	50		22.78	22.91	22.81
20	100	0		22.80	22.83	22.85
20	1	0	16-QAM	22.97	22.98	22.96
20	1	49		23.00	22.91	22.92
20	1	99		22.98	22.93	22.98
20	50	0		21.74	21.83	21.79
20	50	24		21.82	21.87	21.87
20	50	50		21.80	21.90	21.82
20	100	0		21.79	21.82	21.82
20	1	0	64-QAM	21.88	21.88	21.93
20	1	49		21.84	21.98	21.84
20	1	99		21.90	21.98	21.85
20	50	0		20.77	20.86	20.79
20	50	24		20.85	20.89	20.88
20	50	50		20.82	20.91	20.84
20	100	0		20.81	20.85	20.83
20	1	0	256-QAM	18.81	18.76	18.83
20	1	49		18.78	18.91	18.79
20	1	99		18.88	18.92	18.83
20	50	0		18.69	18.77	18.66
20	50	24		18.82	18.80	18.80
20	50	50		18.80	18.89	18.73
20	100	0		18.84	18.77	18.83

LTE Band 2 Maximum Average Power [dBm]						
BW [MHz]	RB Size	RB Offset	Mod	Lowest	Middle	Highest
15	1	0	QPSK	23.67	23.80	23.73
15	1	37		23.63	23.75	23.65
15	1	74		23.65	23.74	23.65
15	36	0		22.70	22.78	22.71
15	36	20		22.80	22.82	22.74
15	36	39		22.77	22.88	22.79
15	75	0		22.79	22.81	22.71
15	1	0	16-QAM	22.97	22.99	22.94
15	1	37		22.98	22.99	22.96
15	1	74		22.95	22.95	22.94
15	36	0		21.70	21.81	21.72
15	36	20		21.80	21.82	21.74
15	36	39		21.78	21.91	21.78
15	75	0		21.78	21.80	21.73
15	1	0	64-QAM	21.87	21.97	21.87
15	1	37		21.89	21.94	21.85
15	1	74		21.86	21.97	21.86
15	36	0		20.76	20.86	20.78
15	36	20		20.83	20.84	20.76
15	36	39		20.83	20.93	20.84
15	75	0		20.81	20.82	20.73
15	1	0	265-QAM	18.71	18.71	18.77
15	1	37		18.68	18.86	18.74
15	1	74		18.80	18.90	18.78
15	36	0		18.66	18.76	18.66
15	36	20		18.80	18.71	18.80
15	36	39		18.74	18.87	18.72
15	75	0		18.84	18.77	18.74

LTE Band 2 Maximum Average Power [dBm]						
BW [MHz]	RB Size	RB Offset	Mod	Lowest	Middle	Highest
10	1	0	QPSK	23.64	23.67	23.68
10	1	25		23.57	23.71	23.61
10	1	49		23.63	23.71	23.62
10	25	0		22.74	22.78	22.69
10	25	12		22.79	22.79	22.81
10	25	25		22.76	22.89	22.79
10	50	0		22.76	22.79	22.68
10	1	0	16-QAM	22.94	22.99	22.95
10	1	25		23.00	22.94	23.00
10	1	49		22.99	22.99	22.91
10	25	0		21.77	21.77	21.68
10	25	12		21.77	21.83	21.79
10	25	25		21.78	21.89	21.78
10	50	0		21.77	21.81	21.71
10	1	0	64-QAM	21.97	21.93	21.92
10	1	25		21.94	21.96	21.93
10	1	49		21.92	21.92	21.92
10	25	0		20.78	20.81	20.70
10	25	12		20.80	20.85	20.81
10	25	25		20.81	20.93	20.82
10	50	0		20.81	20.83	20.74
10	1	0	256-QAM	18.74	18.72	18.81
10	1	25		18.75	18.82	18.72
10	1	49		18.84	18.91	18.74
10	25	0		18.65	18.67	18.66
10	25	12		18.73	18.80	18.70
10	25	25		18.72	18.81	18.64
10	50	0		18.75	18.74	18.83

LTE Band 2 Maximum Average Power [dBm]						
BW [MHz]	RB Size	RB Offset	Mod	Lowest	Middle	Highest
5	1	0	QPSK	23.49	23.52	23.46
5	1	12		23.53	23.62	23.56
5	1	24		23.54	23.62	23.53
5	12	0		22.57	22.62	22.54
5	12	7		22.63	22.68	22.61
5	12	13		22.61	22.70	22.58
5	25	0		22.59	22.63	22.57
5	1	0	16-QAM	22.84	22.88	22.86
5	1	12		22.77	22.93	22.83
5	1	24		22.87	22.98	22.85
5	12	0		21.63	21.66	21.60
5	12	7		21.64	21.68	21.66
5	12	13		21.64	21.72	21.62
5	25	0		21.62	21.65	21.59
5	1	0	64-QAM	21.73	21.79	21.76
5	1	12		21.75	21.86	21.75
5	1	24		21.74	21.93	21.79
5	12	0		20.66	20.73	20.65
5	12	7		20.69	20.74	20.68
5	12	13		20.68	20.80	20.65
5	25	0		20.63	20.67	20.60
5	1	0	256-QAM	18.73	18.75	18.79
5	1	12		18.75	18.82	18.72
5	1	24		18.81	18.82	18.79
5	12	0		18.61	18.71	18.60
5	12	7		18.82	18.79	18.78
5	12	13		18.73	18.87	18.69
5	25	0		18.74	18.69	18.78

LTE Band 2 Maximum Average Power [dBm]						
BW [MHz]	RB Size	RB Offset	Mod	Lowest	Middle	Highest
3	1	0	QPSK	23.61	23.59	23.65
3	1	8		23.52	23.64	23.52
3	1	14		23.59	23.69	23.59
3	8	0		22.69	22.72	22.68
3	8	4		22.69	22.73	22.80
3	8	7		22.75	22.83	22.70
3	15	0		22.73	22.69	22.63
3	1	0	16-QAM	22.88	22.95	22.89
3	1	8		22.97	22.90	22.93
3	1	14		22.99	22.89	22.82
3	8	0		21.69	21.70	21.66
3	8	4		21.70	21.78	21.76
3	8	7		21.74	21.82	21.69
3	15	0		21.73	21.72	21.66
3	1	0	64-QAM	21.97	21.85	21.83
3	1	8		21.88	21.94	21.86
3	1	14		21.82	21.86	21.82
3	8	0		20.76	20.72	20.66
3	8	4		20.72	20.84	20.77
3	8	7		20.76	20.86	20.73
3	15	0		20.72	20.77	20.64
3	1	0	256-QAM	18.77	18.70	18.74
3	1	8		18.75	18.82	18.73
3	1	14		18.79	18.87	18.73
3	8	0		18.64	18.67	18.56
3	8	4		18.72	18.77	18.76
3	8	7		18.73	18.82	18.72
3	15	0		18.74	18.74	18.79

LTE Band 2 Maximum Average Power [dBm]						
BW [MHz]	RB Size	RB Offset	Mod	Lowest	Middle	Highest
1.4	1	0	QPSK	23.61	23.64	23.57
1.4	1	3		23.67	23.76	23.63
1.4	1	5		23.65	23.71	23.57
1.4	3	0		23.69	23.69	23.64
1.4	3	1		23.71	23.80	23.66
1.4	3	3		23.67	23.74	23.62
1.4	6	0		22.70	22.73	22.66
1.4	1	0	16-QAM	22.97	22.98	22.93
1.4	1	3		23.00	23.00	23.00
1.4	1	5		22.97	23.00	22.90
1.4	3	0		22.79	22.80	22.72
1.4	3	1		22.82	22.88	22.77
1.4	3	3		22.76	22.84	22.71
1.4	6	0		21.80	21.81	21.76
1.4	1	0	64-QAM	21.93	21.91	21.85
1.4	1	3		21.96	22.00	21.94
1.4	1	5		21.90	22.00	21.85
1.4	3	0		21.85	21.89	21.84
1.4	3	1		21.90	22.00	21.91
1.4	3	3		21.85	21.95	21.83
1.4	6	0		20.76	20.79	20.70
1.4	1	0	256-QAM	18.80	18.73	18.75
1.4	1	3		18.75	18.81	18.73
1.4	1	5		18.79	18.85	18.83
1.4	3	0		18.60	18.69	18.61
1.4	3	1		18.77	18.80	18.74
1.4	3	3		18.70	18.81	18.66
1.4	6	0		18.75	18.74	18.83

LTE Band 25 Maximum Average Power [dBm]						
BW [MHz]	RB Size	RB Offset	Mod	Lowest	Middle	Highest
20	1	0	QPSK	23.71	**23.83**	23.73
20	1	49		23.63	23.77	23.64
20	1	99		23.64	23.72	23.60
20	50	0		22.76	22.83	22.80
20	50	24		22.81	22.94	22.79
20	50	50		22.74	22.87	22.82
20	100	0		22.80	22.81	22.79
20	1	0	16-QAM	22.98	22.97	22.90
20	1	49		22.99	22.99	22.91
20	1	99		22.98	22.95	22.95
20	50	0		21.75	21.86	21.83
20	50	24		21.81	21.95	21.82
20	50	50		21.77	21.88	21.84
20	100	0		21.79	21.82	21.82
20	1	0	64-QAM	21.94	21.94	21.95
20	1	49		21.77	21.99	21.88
20	1	99		21.94	21.94	21.87
20	50	0		20.78	20.87	20.85
20	50	24		20.82	20.96	20.84
20	50	50		20.81	20.90	20.85
20	100	0		20.80	20.86	20.83
20	1	0	256-QAM	18.86	18.87	18.80
20	1	49		18.84	18.89	18.80
20	1	99		18.88	18.91	18.90
20	50	0		18.88	18.81	18.95
20	50	24		18.83	18.90	18.78
20	50	50		18.82	18.86	18.76
20	100	0		18.80	18.82	18.81

LTE Band 25 Maximum Average Power [dBm]						
BW [MHz]	RB Size	RB Offset	Mod	Lowest	Middle	Highest
15	1	0	QPSK	23.71	23.82	23.73
15	1	37		23.66	23.78	23.64
15	1	74		23.65	23.77	23.66
15	36	0		22.75	22.86	22.82
15	36	20		22.81	22.90	22.84
15	36	39		22.74	22.87	22.82
15	75	0		22.78	22.84	22.79
15	1	0	16-QAM	22.93	22.94	22.98
15	1	37		22.92	22.97	22.92
15	1	74		22.96	22.97	22.99
15	36	0		21.76	21.87	21.81
15	36	20		21.79	21.94	21.87
15	36	39		21.74	21.89	21.81
15	75	0		21.78	21.83	21.81
15	1	0	64-QAM	21.89	21.99	21.89
15	1	37		21.94	21.97	21.94
15	1	74		21.84	21.98	21.85
15	36	0		20.79	20.90	20.87
15	36	20		20.82	20.93	20.91
15	36	39		20.80	20.91	20.86
15	75	0		20.80	20.84	20.80
15	1	0	256-QAM	18.79	18.79	18.79
15	1	37		18.76	18.82	18.74
15	1	74		18.85	18.83	18.82
15	36	0		18.82	18.71	18.94
15	36	20		18.78	18.85	18.74
15	36	39		18.75	18.76	18.74
15	75	0		18.78	18.73	18.75

LTE Band 25 Maximum Average Power [dBm]						
BW [MHz]	RB Size	RB Offset	Mod	Lowest	Middle	Highest
10	1	0	QPSK	23.63	23.73	23.63
10	1	25		23.56	23.74	23.58
10	1	49		23.57	23.73	23.59
10	25	0		22.76	22.80	22.76
10	25	12		22.77	22.92	22.80
10	25	25		22.76	22.91	22.78
10	50	0		22.78	22.92	22.80
10	1	0	16-QAM	22.91	22.91	22.91
10	1	25		22.98	22.92	23.00
10	1	49		22.96	22.92	22.99
10	25	0		21.79	21.82	21.78
10	25	12		21.80	21.93	21.82
10	25	25		21.76	21.90	21.76
10	50	0		21.78	21.94	21.80
10	1	0	64-QAM	21.92	21.93	21.97
10	1	25		21.87	21.95	21.93
10	1	49		21.84	22.00	21.93
10	25	0		20.76	20.84	20.81
10	25	12		20.82	20.96	20.84
10	25	25		20.81	20.95	20.83
10	50	0		20.84	20.95	20.84
10	1	0	256-QAM	18.76	18.84	18.79
10	1	25		18.75	18.89	18.75
10	1	49		18.87	18.89	18.81
10	25	0		18.87	18.76	18.85
10	25	12		18.74	18.80	18.68
10	25	25		18.72	18.81	18.66
10	50	0		18.73	18.75	18.78

LTE Band 25 Maximum Average Power [dBm]						
BW [MHz]	RB Size	RB Offset	Mod	Lowest	Middle	Highest
5	1	0	QPSK	23.65	23.74	23.66
5	1	12		23.67	23.80	23.69
5	1	24		23.63	23.80	23.68
5	12	0		22.74	22.79	22.74
5	12	7		22.81	22.94	22.80
5	12	13		22.80	22.95	22.80
5	25	0		22.76	22.90	22.79
5	1	0	16-QAM	22.99	22.96	22.91
5	1	12		22.91	22.91	23.00
5	1	24		22.95	22.95	22.93
5	12	0		21.76	21.84	21.79
5	12	7		21.82	21.98	21.82
5	12	13		21.82	22.00	21.82
5	25	0		21.78	21.93	21.78
5	1	0	64-QAM	21.88	21.99	21.95
5	1	12		21.89	21.93	21.88
5	1	24		21.88	21.97	21.87
5	12	0		20.82	20.90	20.83
5	12	7		20.87	21.00	20.84
5	12	13		20.89	20.92	20.87
5	25	0		20.81	20.92	20.80
5	1	0	256-QAM	18.85	18.81	18.77
5	1	12		18.82	18.87	18.80
5	1	24		18.83	18.87	18.89
5	12	0		18.83	18.77	18.95
5	12	7		18.82	18.80	18.73
5	12	13		18.72	18.76	18.73
5	25	0		18.76	18.72	18.77

LTE Band 25 Maximum Average Power [dBm]						
BW [MHz]	RB Size	RB Offset	Mod	Lowest	Middle	Highest
3	1	0	QPSK	23.62	23.82	23.65
3	1	8		23.59	23.71	23.55
3	1	14		23.58	23.62	23.51
3	8	0		22.72	22.73	22.78
3	8	4		22.74	22.88	22.75
3	8	7		22.67	22.87	22.77
3	15	0		22.73	22.71	22.74
3	1	0	16-QAM	22.90	22.89	22.89
3	1	8		22.91	22.93	22.85
3	1	14		22.94	22.88	22.95
3	8	0		21.72	21.82	21.78
3	8	4		21.79	21.95	21.79
3	8	7		21.74	21.81	21.80
3	15	0		21.75	21.82	21.82
3	1	0	64-QAM	21.94	21.93	21.89
3	1	8		21.70	21.97	21.79
3	1	14		21.92	21.94	21.83
3	8	0		20.68	20.81	20.80
3	8	4		20.75	20.95	20.83
3	8	7		20.74	20.86	20.85
3	15	0		20.78	20.85	20.76
3	1	0	256-QAM	18.78	18.86	18.80
3	1	8		18.80	18.81	18.77
3	1	14		18.83	18.83	18.86
3	8	0		18.79	18.79	18.92
3	8	4		18.76	18.84	18.68
3	8	7		18.80	18.85	18.68
3	15	0		18.79	18.77	18.74

LTE Band 25 Maximum Average Power [dBm]						
BW [MHz]	RB Size	RB Offset	Mod	Lowest	Middle	Highest
1.4	1	0	QPSK	23.58	23.59	23.53
1.4	1	3		23.66	23.77	23.64
1.4	1	5		23.66	23.72	23.60
1.4	3	0		23.62	23.73	23.56
1.4	3	1		23.67	23.77	23.60
1.4	3	3		23.64	23.74	23.61
1.4	6	0		22.70	22.82	22.68
1.4	1	0	16-QAM	22.89	22.93	22.85
1.4	1	3		23.00	23.00	22.95
1.4	1	5		22.96	23.00	22.91
1.4	3	0		22.66	22.83	22.65
1.4	3	1		22.77	22.89	22.73
1.4	3	3		22.68	22.85	22.69
1.4	6	0		21.81	21.91	21.79
1.4	1	0	64-QAM	21.82	21.90	21.79
1.4	1	3		21.92	22.00	21.91
1.4	1	5		21.87	21.97	21.83
1.4	3	0		21.82	21.93	21.78
1.4	3	1		21.86	22.00	21.83
1.4	3	3		21.86	21.96	21.79
1.4	6	0		20.74	20.85	20.70
1.4	1	0	256-QAM	18.86	18.83	18.78
1.4	1	3		18.79	18.88	18.72
1.4	1	5		18.80	18.87	18.88
1.4	3	0		18.79	18.78	18.90
1.4	3	1		18.81	18.80	18.72
1.4	3	3		18.74	18.84	18.67
1.4	6	0		18.71	18.79	18.74

LTE Band 4 Maximum Average Power [dBm]						
BW [MHz]	RB Size	RB Offset	Mod	Lowest	Middle	Highest
20	1	0	QPSK	23.92	23.88	23.85
20	1	49		23.73	23.69	23.65
20	1	99		23.73	23.64	23.61
20	50	0		22.95	22.93	22.86
20	50	24		22.96	22.83	22.85
20	50	50		22.87	22.80	22.77
20	100	0		22.93	22.92	22.87
20	1	0	16-QAM	22.97	22.93	22.94
20	1	49		22.92	22.94	23.00
20	1	99		22.93	22.97	22.99
20	50	0		21.98	21.92	21.86
20	50	24		21.99	21.84	21.88
20	50	50		21.89	21.81	21.77
20	100	0		21.93	21.90	21.86
20	1	0	64-QAM	21.95	21.97	21.93
20	1	49		21.96	21.89	21.89
20	1	99		21.97	21.88	21.88
20	50	0		20.99	20.96	20.89
20	50	24		20.99	20.85	20.89
20	50	50		20.91	20.84	20.80
20	100	0		20.98	20.92	20.88
20	1	0	256-QAM	19.00	18.84	18.88
20	1	49		18.85	18.81	18.80
20	1	99		19.00	18.87	18.83
20	50	0		18.82	18.79	18.74
20	50	24		18.90	18.73	18.79
20	50	50		18.87	18.80	18.74
20	100	0		18.92	18.80	18.80

LTE Band 4 Maximum Average Power [dBm]						
BW [MHz]	RB Size	RB Offset	Mod	Lowest	Middle	Highest
15	1	0	QPSK	23.91	23.91	23.82
15	1	37		23.75	23.68	23.62
15	1	74		23.76	23.65	23.62
15	36	0		23.00	22.90	22.81
15	36	20		22.92	22.87	22.84
15	36	39		22.88	22.80	22.77
15	75	0		22.96	22.87	22.74
15	1	0	16-QAM	22.94	22.92	22.93
15	1	37		22.91	22.93	22.99
15	1	74		22.97	22.99	22.96
15	36	0		21.92	21.89	21.83
15	36	20		21.94	21.88	21.83
15	36	39		21.90	21.80	21.77
15	75	0		21.95	21.90	21.78
15	1	0	64-QAM	21.91	21.95	21.99
15	1	37		21.92	21.90	21.89
15	1	74		21.97	21.85	21.83
15	36	0		20.95	20.94	20.88
15	36	20		20.95	20.90	20.86
15	36	39		20.91	20.85	20.82
15	75	0		20.97	20.91	20.77
15	1	0	256-QAM	18.98	18.77	18.81
15	1	37		18.82	18.74	18.73
15	1	74		18.92	18.78	18.73
15	36	0		18.81	18.70	18.73
15	36	20		18.81	18.70	18.75
15	36	39		18.81	18.74	18.70
15	75	0		18.84	18.76	18.78

LTE Band 4 Maximum Average Power [dBm]						
BW [MHz]	RB Size	RB Offset	Mod	Lowest	Middle	Highest
10	1	0	QPSK	23.88	23.79	23.71
10	1	25		23.80	23.74	23.71
10	1	49		23.78	23.73	23.68
10	25	0		22.99	22.84	22.79
10	25	12		22.92	22.87	22.81
10	25	25		23.00	22.93	22.88
10	50	0		22.91	22.93	22.80
10	1	0	16-QAM	22.94	22.93	22.91
10	1	25		22.92	22.93	22.91
10	1	49		22.92	22.91	22.99
10	25	0		21.97	21.85	21.78
10	25	12		21.91	21.85	21.82
10	25	25		21.98	21.92	21.88
10	50	0		21.91	21.94	21.81
10	1	0	64-QAM	21.91	21.91	21.94
10	1	25		21.90	21.96	21.95
10	1	49		21.91	21.91	21.96
10	25	0		20.92	20.88	20.82
10	25	12		20.93	20.89	20.85
10	25	25		20.92	20.95	20.90
10	50	0		20.95	20.95	20.85
10	1	0	256-QAM	18.92	18.76	18.79
10	1	25		18.82	18.80	18.77
10	1	49		19.00	18.78	18.74
10	25	0		18.73	18.69	18.69
10	25	12		18.87	18.73	18.73
10	25	25		18.80	18.78	18.69
10	50	0		18.83	18.76	18.80

LTE Band 4 Maximum Average Power [dBm]						
BW [MHz]	RB Size	RB Offset	Mod	Lowest	Middle	Highest
5	1	0	QPSK	23.60	23.47	23.45
5	1	12		23.60	23.53	23.48
5	1	24		23.62	23.54	23.46
5	12	0		22.70	22.55	22.54
5	12	7		22.74	22.66	22.60
5	12	13		22.71	22.66	22.58
5	25	0		22.71	22.62	22.58
5	1	0	16-QAM	22.98	22.79	22.80
5	1	12		22.98	22.85	22.79
5	1	24		22.94	22.86	22.82
5	12	0		21.74	21.59	21.60
5	12	7		21.78	21.71	21.60
5	12	13		21.75	21.64	21.60
5	25	0		21.73	21.63	21.59
5	1	0	64-QAM	21.88	21.72	21.76
5	1	12		21.86	21.75	21.70
5	1	24		21.92	21.80	21.76
5	12	0		20.77	20.62	20.67
5	12	7		20.81	20.74	20.69
5	12	13		20.78	20.68	20.68
5	25	0		20.75	20.67	20.58
5	1	0	256-QAM	18.96	18.84	18.81
5	1	12		18.78	18.73	18.74
5	1	24		18.93	18.81	18.80
5	12	0		18.78	18.70	18.72
5	12	7		18.85	18.71	18.70
5	12	13		18.82	18.78	18.66
5	25	0		18.86	18.74	18.75

LTE Band 4 Maximum Average Power [dBm]						
BW [MHz]	RB Size	RB Offset	Mod	Lowest	Middle	Highest
3	1	0	QPSK	23.85	23.85	23.81
3	1	8		23.66	23.64	23.58
3	1	14		23.73	23.58	23.55
3	8	0		22.95	22.89	22.74
3	8	4		22.89	22.81	22.84
3	8	7		22.87	22.74	22.69
3	15	0		22.88	22.77	22.67
3	1	0	16-QAM	22.88	22.83	22.88
3	1	8		22.84	22.92	22.92
3	1	14		22.97	22.92	22.88
3	8	0		21.82	21.88	21.79
3	8	4		21.86	21.86	21.79
3	8	7		21.86	21.75	21.73
3	15	0		21.91	21.87	21.70
3	1	0	64-QAM	21.89	21.85	21.98
3	1	8		21.83	21.90	21.89
3	1	14		21.88	21.76	21.79
3	8	0		20.92	20.91	20.87
3	8	4		20.92	20.86	20.85
3	8	7		20.86	20.81	20.80
3	15	0		20.97	20.83	20.72
3	1	0	256-QAM	18.94	18.76	18.82
3	1	8		18.75	18.74	18.77
3	1	14		18.92	18.87	18.76
3	8	0		18.79	18.79	18.66
3	8	4		18.87	18.72	18.78
3	8	7		18.79	18.78	18.70
3	15	0		18.84	18.77	18.70

LTE Band 4 Maximum Average Power [dBm]						
BW [MHz]	RB Size	RB Offset	Mod	Lowest	Middle	Highest
1.4	1	0	QPSK	23.81	23.70	23.67
1.4	1	3		23.88	23.79	23.73
1.4	1	5		23.83	23.71	23.67
1.4	3	0		23.82	23.77	23.69
1.4	3	1		23.87	23.78	23.73
1.4	3	3		23.82	23.77	23.69
1.4	6	0		22.94	22.81	22.75
1.4	1	0	16-QAM	22.83	22.73	22.70
1.4	1	3		22.91	22.83	22.78
1.4	1	5		22.83	22.78	22.72
1.4	3	0		22.63	22.56	22.49
1.4	3	1		22.70	22.59	22.51
1.4	3	3		22.62	22.52	22.45
1.4	6	0		21.69	21.60	21.53
1.4	1	0	64-QAM	21.77	21.68	21.62
1.4	1	3		21.85	21.74	21.72
1.4	1	5		21.78	21.71	21.64
1.4	3	0		21.73	21.65	21.60
1.4	3	1		21.78	21.71	21.66
1.4	3	3		21.72	21.66	21.59
1.4	6	0		20.67	20.55	20.50
1.4	1	0	256-QAM	18.97	18.77	18.84
1.4	1	3		18.79	18.74	18.79
1.4	1	5		18.99	18.78	18.76
1.4	3	0		18.76	18.70	18.67
1.4	3	1		18.85	18.67	18.72
1.4	3	3		18.87	18.72	18.68
1.4	6	0		18.92	18.77	18.80

LTE Band 5 Maximum Average Power [dBm]						
BW [MHz]	RB Size	RB Offset	Mod	Lowest	Middle	Highest
10	1	0	QPSK	23.97	**23.99**	23.89
10	1	25		23.88	23.86	23.83
10	1	49		23.85	23.86	23.78
10	25	0		22.61	22.62	22.61
10	25	12		22.67	22.68	22.59
10	25	25		22.64	22.64	22.59
10	50	0		22.66	22.69	22.57
10	1	0	16-QAM	22.97	22.88	22.88
10	1	25		22.88	22.86	22.85
10	1	49		22.86	22.88	22.76
10	25	0		21.59	21.60	21.63
10	25	12		21.70	21.71	21.60
10	25	25		21.66	21.63	21.56
10	50	0		21.65	21.68	21.59
10	1	0	64-QAM	21.79	21.77	21.79
10	1	25		21.78	21.82	21.77
10	1	49		21.72	21.76	21.58
10	25	0		20.63	20.63	20.64
10	25	12		20.71	20.73	20.64
10	25	25		20.68	20.65	20.63
10	50	0		20.69	20.70	20.61
10	1	0	256-QAM	19.01	19.04	19.05
10	1	25		19.11	19.18	19.05
10	1	49		19.16	19.19	19.09
10	25	0		19.00	19.03	19.11
10	25	12		18.99	19.05	19.08
10	25	25		18.95	18.98	19.00
10	50	0		19.00	19.05	19.06

LTE Band 5 Maximum Average Power [dBm]						
BW [MHz]	RB Size	RB Offset	Mod	Lowest	Middle	Highest
5	1	0	QPSK	23.95	23.95	23.97
5	1	12		23.94	23.95	23.93
5	1	24		23.96	23.94	23.84
5	12	0		22.85	22.74	22.68
5	12	7		22.81	22.75	22.66
5	12	13		22.77	22.73	22.67
5	25	0		22.80	22.77	22.67
5	1	0	16-QAM	22.93	22.94	22.98
5	1	12		22.93	22.91	22.92
5	1	24		22.91	22.96	22.85
5	12	0		21.85	21.79	21.72
5	12	7		21.83	21.82	21.68
5	12	13		21.76	21.73	21.67
5	25	0		21.78	21.79	21.69
5	1	0	64-QAM	21.96	21.93	21.87
5	1	12		21.92	21.86	21.79
5	1	24		21.96	21.87	21.75
5	12	0		20.92	20.85	20.78
5	12	7		20.86	20.85	20.76
5	12	13		20.81	20.78	20.69
5	25	0		20.81	20.80	20.68
5	1	0	256-QAM	18.91	18.98	19.01
5	1	12		19.05	19.18	18.96
5	1	24		19.11	19.16	18.99
5	12	0		18.96	18.96	19.01
5	12	7		18.89	19.01	19.08
5	12	13		18.93	18.96	18.99
5	25	0		18.96	18.96	19.00

LTE Band 5 Maximum Average Power [dBm]						
BW [MHz]	RB Size	RB Offset	Mod	Lowest	Middle	Highest
3	1	0	QPSK	23.94	23.96	23.87
3	1	8		23.88	23.84	23.73
3	1	14		23.85	23.86	23.75
3	8	0		22.56	22.60	22.56
3	8	4		22.65	22.65	22.52
3	8	7		22.60	22.55	22.52
3	15	0		22.62	22.61	22.56
3	1	0	16-QAM	22.91	22.84	22.86
3	1	8		22.80	22.80	22.78
3	1	14		22.84	22.85	22.70
3	8	0		21.50	21.50	21.63
3	8	4		21.67	21.71	21.52
3	8	7		21.57	21.61	21.48
3	15	0		21.64	21.60	21.49
3	1	0	64-QAM	21.74	21.76	21.69
3	1	8		21.69	21.75	21.72
3	1	14		21.70	21.68	21.50
3	8	0		20.56	20.53	20.59
3	8	4		20.67	20.71	20.59
3	8	7		20.58	20.64	20.61
3	15	0		20.62	20.65	20.57
3	1	0	256-QAM	18.95	18.97	19.04
3	1	8		19.07	19.11	18.99
3	1	14		19.07	19.16	19.06
3	8	0		18.99	18.95	19.03
3	8	4		18.91	18.96	19.05
3	8	7		18.95	18.98	18.93
3	15	0		18.98	19.04	18.98

LTE Band 5 Maximum Average Power [dBm]						
BW [MHz]	RB Size	RB Offset	Mod	Lowest	Middle	Highest
1.4	1	0	QPSK	23.93	23.85	23.76
1.4	1	3		23.95	23.94	23.82
1.4	1	5		23.85	23.83	23.75
1.4	3	0		23.96	23.87	23.84
1.4	3	1		23.95	23.95	23.84
1.4	3	3		23.88	23.90	23.78
1.4	6	0		22.99	22.95	22.90
1.4	1	0	16-QAM	22.95	22.87	22.83
1.4	1	3		23.00	22.97	22.85
1.4	1	5		22.90	22.86	22.76
1.4	3	0		22.73	22.63	22.60
1.4	3	1		22.77	22.73	22.63
1.4	3	3		22.71	22.65	22.58
1.4	6	0		21.76	21.73	21.66
1.4	1	0	64-QAM	21.91	21.79	21.73
1.4	1	3		21.92	21.86	21.79
1.4	1	5		21.85	21.80	21.68
1.4	3	0		21.84	21.75	21.72
1.4	3	1		21.88	21.85	21.77
1.4	3	3		21.82	21.79	21.69
1.4	6	0		20.72	20.71	20.61
1.4	1	0	256-QAM	19.01	18.95	18.98
1.4	1	3		19.11	19.16	19.01
1.4	1	5		19.12	19.14	19.06
1.4	3	0		18.90	18.94	19.04
1.4	3	1		18.90	18.98	19.04
1.4	3	3		18.85	18.93	18.94
1.4	6	0		19.00	19.02	18.99

LTE Band 7 Maximum Average Power [dBm]						
BW [MHz]	RB Size	RB Offset	Mod	Lowest	Middle	Highest
20	1	0	QPSK	23.91	**23.97**	23.77
20	1	49		23.79	23.93	23.76
20	1	99		23.77	23.81	23.77
20	50	0		22.83	22.99	22.96
20	50	24		22.66	22.74	22.67
20	50	50		22.69	22.74	22.64
20	100	0		22.63	22.73	22.69
20	1	0	16-QAM	22.78	22.84	22.80
20	1	49		22.87	22.96	22.85
20	1	99		22.96	22.96	22.82
20	50	0		21.54	21.71	21.66
20	50	24		21.64	21.75	21.70
20	50	50		21.67	21.74	21.66
20	100	0		21.62	21.73	21.67
20	1	0	64-QAM	21.61	21.73	21.70
20	1	49		21.73	21.82	21.71
20	1	99		21.85	21.83	21.71
20	50	0		20.55	20.75	20.68
20	50	24		20.68	20.78	20.70
20	50	50		20.70	20.78	20.68
20	100	0		20.65	20.76	20.67
20	1	0	256-QAM	19.00	18.99	18.99
20	1	49		18.95	19.00	18.98
20	1	99		18.92	18.92	18.82
20	50	0		18.88	18.92	18.89
20	50	24		18.81	18.90	18.89
20	50	50		18.78	18.86	18.78
20	100	0		18.89	18.92	18.85

LTE Band 7 Maximum Average Power [dBm]						
BW [MHz]	RB Size	RB Offset	Mod	Lowest	Middle	Highest
15	1	0	QPSK	23.76	23.90	23.77
15	1	37		23.78	23.94	23.74
15	1	74		23.88	23.96	23.80
15	36	0		22.51	22.72	22.60
15	36	20		22.64	22.79	22.61
15	36	39		22.66	22.76	22.61
15	75	0		22.62	22.75	22.60
15	1	0	16-QAM	22.80	22.93	22.77
15	1	37		22.85	23.00	22.78
15	1	74		22.91	22.98	22.80
15	36	0		21.55	21.72	21.60
15	36	20		21.64	21.75	21.62
15	36	39		21.65	21.72	21.59
15	75	0		21.64	21.75	21.61
15	1	0	64-QAM	21.66	21.78	21.73
15	1	37		21.74	21.96	21.70
15	1	74		21.80	21.82	21.71
15	36	0		20.60	20.80	20.66
15	36	20		20.67	20.81	20.65
15	36	39		20.67	20.79	20.66
15	75	0		20.95	20.97	20.91
15	1	0	256-QAM	18.98	19.00	18.98
15	1	37		18.94	19.00	19.00
15	1	74		18.92	18.89	18.80
15	36	0		18.88	18.88	18.89
15	36	20		18.81	18.89	18.81
15	36	39		18.74	18.86	18.72
15	75	0		18.81	18.90	18.78

LTE Band 7 Maximum Average Power [dBm]						
BW [MHz]	RB Size	RB Offset	Mod	Lowest	Middle	Highest
10	1	0	QPSK	23.69	23.86	23.72
10	1	25		23.67	23.87	23.68
10	1	49		23.79	23.90	23.70
10	25	0		22.89	22.99	22.88
10	25	12		22.63	22.73	22.63
10	25	25		22.63	22.77	22.60
10	50	0		22.63	22.71	22.58
10	1	0	16-QAM	22.78	22.92	22.77
10	1	25		22.77	22.98	22.76
10	1	49		22.82	22.98	22.79
10	25	0		21.61	21.66	21.59
10	25	12		21.65	21.71	21.61
10	25	25		21.64	21.77	21.57
10	50	0		21.63	21.73	21.60
10	1	0	64-QAM	21.71	21.78	21.69
10	1	25		21.70	21.89	21.69
10	1	49		21.75	21.92	21.70
10	25	0		20.64	20.71	20.63
10	25	12		20.68	20.77	20.68
10	25	25		20.66	20.83	20.64
10	50	0		20.67	20.75	20.64
10	1	0	256-QAM	18.90	18.96	18.98
10	1	25		18.91	18.96	18.99
10	1	49		18.84	18.83	18.73
10	25	0		18.87	18.89	18.89
10	25	12		18.81	18.80	18.88
10	25	25		18.68	18.78	18.70
10	50	0		18.82	18.89	18.80

LTE Band 7 Maximum Average Power [dBm]						
BW [MHz]	RB Size	RB Offset	Mod	Lowest	Middle	Highest
5	1	0	QPSK	23.80	23.88	23.75
5	1	12		23.80	23.96	23.81
5	1	24		23.79	23.95	23.79
5	12	0		22.55	22.61	22.48
5	12	7		22.57	22.63	22.47
5	12	13		22.55	22.70	22.49
5	25	0		22.54	22.64	22.51
5	1	0	16-QAM	22.73	22.80	22.68
5	1	12		22.73	22.89	22.68
5	1	24		22.76	22.92	22.67
5	12	0		21.59	21.67	21.54
5	12	7		21.56	21.68	21.52
5	12	13		21.57	21.71	21.50
5	25	0		21.57	21.68	21.50
5	1	0	64-QAM	21.70	21.77	21.61
5	1	12		21.65	21.85	21.61
5	1	24		21.69	21.87	21.62
5	12	0		20.63	20.69	20.54
5	12	7		20.61	20.69	20.53
5	12	13		20.59	20.75	20.55
5	25	0		20.57	20.70	20.55
5	1	0	256-QAM	18.90	18.98	18.96
5	1	12		18.85	19.00	19.00
5	1	24		18.89	18.82	18.77
5	12	0		18.78	18.85	18.79
5	12	7		18.77	18.80	18.84
5	12	13		18.76	18.86	18.76
5	25	0		18.81	18.92	18.81

LTE Band 12 Maximum Average Power [dBm]						
BW [MHz]	RB Size	RB Offset	Mod	Lowest	Middle	Highest
10	1	0	QPSK	23.74	23.72	**23.78**
10	1	25		23.63	23.69	23.73
10	1	49		23.67	23.72	23.75
10	25	0		22.74	22.83	22.88
10	25	12		22.84	22.83	22.89
10	25	25		22.80	22.92	22.98
10	50	0		22.85	22.93	22.91
10	1	0	16-QAM	22.72	22.72	22.77
10	1	25		22.73	22.78	22.83
10	1	49		22.88	22.88	22.93
10	25	0		21.78	21.84	21.90
10	25	12		21.84	21.86	21.90
10	25	25		21.78	21.92	21.89
10	50	0		21.85	21.93	21.89
10	1	0	64-QAM	21.88	21.88	21.92
10	1	25		21.95	22.00	21.95
10	1	49		21.96	21.92	21.92
10	25	0		20.79	20.87	20.90
10	25	12		20.88	20.90	20.91
10	25	25		20.87	20.95	20.98
10	50	0		20.85	20.98	20.92
10	1	0	256-QAM	18.83	18.84	18.89
10	1	25		19.00	19.00	19.00
10	1	49		19.00	19.00	18.93
10	25	0		18.77	18.78	18.82
10	25	12		18.91	18.80	18.91
10	25	25		18.81	18.85	18.92
10	50	0		18.88	18.90	18.96

LTE Band 12 Maximum Average Power [dBm]						
BW [MHz]	RB Size	RB Offset	Mod	Lowest	Middle	Highest
5	1	0	QPSK	23.75	23.75	23.76
5	1	12		23.72	23.77	23.74
5	1	24		23.74	23.73	23.74
5	12	0		22.81	22.89	22.96
5	12	7		22.82	22.95	22.92
5	12	13		22.81	22.92	22.94
5	25	0		22.81	22.92	22.94
5	1	0	16-QAM	22.90	22.90	22.91
5	1	12		22.83	22.93	22.98
5	1	24		22.88	22.97	22.96
5	12	0		21.63	21.71	21.76
5	12	7		21.68	21.74	21.81
5	12	13		21.63	21.73	21.77
5	25	0		21.61	21.75	21.72
5	1	0	64-QAM	21.83	21.83	21.80
5	1	12		21.71	21.81	21.88
5	1	24		21.81	21.90	21.87
5	12	0		20.64	20.78	20.83
5	12	7		20.71	20.81	20.86
5	12	13		20.66	20.75	20.81
5	25	0		20.65	20.76	20.78
5	1	0	256-QAM	18.73	18.82	18.79
5	1	12		19.00	18.92	18.98
5	1	24		19.00	18.98	19.00
5	12	0		18.70	18.78	18.79
5	12	7		18.85	18.73	18.81
5	12	13		18.78	18.81	18.90
5	25	0		18.85	18.90	18.88

LTE Band 12 Maximum Average Power [dBm]						
BW [MHz]	RB Size	RB Offset	Mod	Lowest	Middle	Highest
3	1	0	QPSK	23.59	23.62	23.61
3	1	8		23.63	23.62	23.66
3	1	14		23.73	23.73	23.70
3	8	0		22.70	22.77	22.86
3	8	4		22.78	22.75	22.86
3	8	7		22.72	22.90	22.88
3	15	0		22.80	22.90	22.91
3	1	0	16-QAM	22.63	22.69	22.74
3	1	8		22.64	22.76	22.77
3	1	14		22.78	22.80	22.88
3	8	0		21.76	21.81	21.81
3	8	4		21.74	21.79	21.84
3	8	7		21.72	21.87	21.80
3	15	0		21.80	21.88	21.80
3	1	0	64-QAM	21.85	21.86	21.82
3	1	8		21.85	21.95	21.93
3	1	14		21.90	21.92	21.88
3	8	0		20.76	20.82	20.81
3	8	4		20.79	20.80	20.90
3	8	7		20.83	20.86	20.95
3	15	0		20.75	20.94	20.86
3	1	0	256-QAM	18.73	18.80	18.85
3	1	8		18.92	18.98	18.97
3	1	14		18.94	18.97	18.97
3	8	0		18.76	18.71	18.75
3	8	4		18.91	18.77	18.83
3	8	7		18.75	18.76	18.90
3	15	0		18.88	18.90	18.86

LTE Band 12 Maximum Average Power [dBm]						
BW [MHz]	RB Size	RB Offset	Mod	Lowest	Middle	Highest
1.4	1	0	QPSK	23.59	23.60	23.77
1.4	1	3		23.70	23.74	23.76
1.4	1	5		23.59	23.65	23.61
1.4	3	0		23.71	23.66	23.74
1.4	3	1		23.54	23.69	23.45
1.4	3	3		23.65	23.67	23.45
1.4	6	0		22.72	22.81	22.65
1.4	1	0	16-QAM	22.96	22.95	22.80
1.4	1	3		23.00	23.00	23.00
1.4	1	5		22.96	23.00	22.87
1.4	3	0		22.77	22.75	22.68
1.4	3	1		22.79	22.78	22.83
1.4	3	3		22.73	22.78	22.75
1.4	6	0		21.78	21.86	21.91
1.4	1	0	64-QAM	21.93	21.89	21.93
1.4	1	3		21.94	22.00	22.00
1.4	1	5		21.91	21.91	21.70
1.4	3	0		21.87	21.83	21.87
1.4	3	1		21.93	21.89	22.00
1.4	3	3		21.82	21.89	21.98
1.4	6	0		20.74	20.82	20.79
1.4	1	0	256-QAM	18.81	18.82	18.81
1.4	1	3		19.00	18.92	19.00
1.4	1	5		18.97	18.96	18.97
1.4	3	0		18.72	18.74	18.73
1.4	3	1		18.85	18.73	18.84
1.4	3	3		18.74	18.77	18.91
1.4	6	0		18.78	18.86	18.93

LTE Band 13 Maximum Average Power [dBm]						
BW [MHz]	RB Size	RB Offset	Mod	Lowest	Middle	Highest
10	1	0	QPSK	-	**23.65**	-
10	1	25			23.51	
10	1	49			23.52	
10	25	0			22.60	
10	25	12			22.66	
10	25	25			22.71	
10	50	0			22.75	
10	1	0	16-QAM		22.86	
10	1	25			22.87	
10	1	49			22.95	
10	25	0			21.59	
10	25	12			21.62	
10	25	25			21.67	
10	50	0			21.69	
10	1	0	64-QAM		21.70	
10	1	25			21.82	
10	1	49			21.88	
10	25	0			20.64	
10	25	12			20.67	
10	25	25			20.70	
10	50	0			20.73	
10	1	0	256-QAM		18.85	
10	1	25			18.76	
10	1	49			18.90	
10	25	0			18.83	
10	25	12			18.70	
10	25	25			18.75	
10	50	0			18.83	

LTE Band 13 Maximum Average Power [dBm]						
BW [MHz]	RB Size	RB Offset	Mod	Lowest	Middle	Highest
5	1	0	QPSK	23.50	23.52	23.52
5	1	12		23.54	23.57	23.59
5	1	24		23.61	23.63	23.63
5	12	0		22.64	22.64	22.63
5	12	7		22.70	22.65	22.74
5	12	13		22.69	22.67	22.72
5	25	0		22.69	22.68	22.63
5	1	0	16-QAM	22.87	22.80	22.84
5	1	12		22.88	22.94	22.95
5	1	24		22.93	22.97	22.95
5	12	0		21.70	21.67	21.72
5	12	7		21.73	21.70	21.74
5	12	13		21.69	21.72	21.76
5	25	0		21.73	21.70	21.67
5	1	0	64-QAM	21.81	21.81	21.82
5	1	12		21.88	21.87	21.92
5	1	24		21.86	21.97	21.94
5	12	0		20.72	20.67	20.70
5	12	7		20.73	20.74	20.75
5	12	13		20.71	20.74	20.76
5	25	0		20.72	20.73	20.66
5	1	0	256-QAM	18.75	18.76	18.84
5	1	12		18.76	18.71	18.69
5	1	24		18.85	18.85	18.84
5	12	0		18.78	18.80	18.73
5	12	7		18.63	18.65	18.65
5	12	13		18.72	18.73	18.65
5	25	0		18.75	18.79	18.75

LTE Band 17 Maximum Average Power [dBm]						
BW [MHz]	RB Size	RB Offset	Mod	Lowest	Middle	Highest
10	1	0	QPSK	23.64	**23.70**	23.62
10	1	25		23.64	23.67	23.65
10	1	49		23.67	23.68	23.57
10	25	0		22.63	22.61	22.65
10	25	12		22.83	22.76	22.73
10	25	25		22.85	22.85	22.84
10	50	0		22.72	22.72	22.71
10	1	0	16-QAM	22.92	22.87	22.91
10	1	25		22.96	22.96	22.98
10	1	49		22.91	22.94	22.93
10	25	0		21.66	21.61	21.67
10	25	12		21.82	21.77	21.75
10	25	25		21.81	21.83	21.85
10	50	0		21.73	21.73	21.70
10	1	0	64-QAM	21.76	21.70	21.78
10	1	25		21.99	21.96	21.97
10	1	49		21.96	21.95	21.96
10	25	0		20.70	20.66	20.67
10	25	12		20.87	20.79	20.77
10	25	25		20.87	20.88	20.87
10	50	0		20.74	20.75	20.74
10	1	0	256-QAM	18.61	18.62	18.60
10	1	25		18.83	18.82	18.92
10	1	49		19.00	18.99	18.99
10	25	0		18.78	18.61	18.82
10	25	12		18.71	18.75	18.64
10	25	25		18.86	18.85	18.52
10	50	0		18.77	18.71	18.88

LTE Band 17 Maximum Average Power [dBm]						
BW [MHz]	RB Size	RB Offset	Mod	Lowest	Middle	Highest
5	1	0	QPSK	23.54	23.62	23.64
5	1	12		23.61	23.62	23.69
5	1	24		23.67	23.67	23.68
5	12	0		22.62	22.69	22.77
5	12	7		22.76	22.76	22.79
5	12	13		22.74	22.86	22.82
5	25	0		22.72	22.73	22.77
5	1	0	16-QAM	22.88	22.96	22.98
5	1	12		22.94	22.96	22.94
5	1	24		22.96	22.94	22.99
5	12	0		21.67	21.75	21.75
5	12	7		21.77	21.80	21.79
5	12	13		21.77	21.83	21.84
5	25	0		21.73	21.77	21.80
5	1	0	64-QAM	21.80	21.84	21.92
5	1	12		21.86	21.96	21.94
5	1	24		21.92	21.94	21.98
5	12	0		20.73	20.83	20.79
5	12	7		20.79	20.82	20.84
5	12	13		20.82	20.88	20.86
5	25	0		20.75	20.78	20.80
5	1	0	256-QAM	18.55	18.56	18.57
5	1	12		18.81	18.80	18.91
5	1	24		19.00	18.92	18.99
5	12	0		18.75	18.60	18.73
5	12	7		18.61	18.67	18.60
5	12	13		18.76	18.78	18.49
5	25	0		18.71	18.61	18.85

LTE Band 26 Maximum Average Power [dBm]						
BW [MHz]	RB Size	RB Offset	Mod	Lowest	Middle	Highest
15	1	0	QPSK	24.00	23.91	23.96
15	1	37		23.88	23.95	23.87
15	1	74		23.89	23.93	23.73
15	36	0		22.71	22.76	22.75
15	36	20		22.72	22.74	22.70
15	36	39		22.76	22.75	22.69
15	75	0		22.75	22.69	22.71
15	1	0	16-QAM	23.00	22.94	22.92
15	1	37		22.90	22.93	22.93
15	1	74		22.93	22.95	22.70
15	36	0		21.71	21.74	21.78
15	36	20		21.76	21.72	21.69
15	36	39		21.77	21.78	21.67
15	75	0		21.77	21.72	21.71
15	1	0	64-QAM	21.79	21.81	21.83
15	1	37		21.83	21.89	21.85
15	1	74		21.84	21.85	21.30
15	36	0		20.74	20.81	20.82
15	36	20		20.77	20.79	20.71
15	36	39		20.83	20.83	20.73
15	75	0		20.76	20.75	20.72
15	1	0	256-QAM	19.00	19.02	19.01
15	1	37		19.08	19.11	19.08
15	1	74		19.06	19.11	19.09
15	36	0		19.04	19.05	19.01
15	36	20		19.00	18.98	19.05
15	36	39		18.99	18.98	19.01
15	75	0		19.01	19.00	18.99

LTE Band 26 Maximum Average Power [dBm]						
BW [MHz]	RB Size	RB Offset	Mod	Lowest	Middle	Highest
10	1	0	QPSK	23.98	23.98	23.98
10	1	25		23.90	23.98	23.88
10	1	49		23.93	23.97	23.79
10	25	0		22.79	22.73	22.76
10	25	12		22.77	22.74	22.72
10	25	25		22.67	22.75	22.69
10	50	0		22.75	22.71	22.70
10	1	0	16-QAM	23.00	22.96	22.96
10	1	25		22.97	22.97	23.00
10	1	49		22.93	22.95	22.85
10	25	0		21.79	21.76	21.78
10	25	12		21.77	21.75	21.70
10	25	25		21.63	21.75	21.66
10	50	0		21.76	21.70	21.69
10	1	0	64-QAM	21.86	21.83	21.97
10	1	25		21.92	21.98	21.80
10	1	49		21.91	21.92	21.26
10	25	0		20.78	20.77	20.79
10	25	12		20.82	20.78	20.79
10	25	25		20.72	20.76	20.49
10	50	0		20.77	20.75	20.72
10	1	0	256-QAM	18.99	18.97	19.01
10	1	25		19.00	19.03	19.02
10	1	49		19.00	19.03	19.02
10	25	0		18.94	19.01	18.96
10	25	12		18.94	18.98	19.02
10	25	25		18.90	18.95	18.92
10	50	0		18.99	18.95	18.90

LTE Band 26 Maximum Average Power [dBm]						
BW [MHz]	RB Size	RB Offset	Mod	Lowest	Middle	Highest
5	1	0	QPSK	23.91	23.79	23.79
5	1	12		23.83	23.84	23.71
5	1	24		23.70	23.83	23.63
5	12	0		22.96	22.87	22.89
5	12	7		22.89	22.93	22.83
5	12	13		22.82	22.89	22.72
5	25	0		22.89	22.83	22.80
5	1	0	16-QAM	22.94	22.79	22.78
5	1	12		22.82	22.90	22.66
5	1	24		22.74	22.87	22.64
5	12	0		21.68	21.60	21.58
5	12	7		21.67	21.67	21.55
5	12	13		21.53	21.59	21.46
5	25	0		21.61	21.53	21.51
5	1	0	64-QAM	21.57	21.73	21.68
5	1	12		21.67	21.78	21.31
5	1	24		21.59	21.79	21.18
5	12	0		20.56	20.68	20.40
5	12	7		20.58	20.71	20.23
5	12	13		20.50	20.61	20.18
5	25	0		20.46	20.58	20.35
5	1	0	256-QAM	18.90	19.02	18.92
5	1	12		19.03	19.10	19.01
5	1	24		19.05	19.06	19.09
5	12	0		19.04	18.97	18.96
5	12	7		18.96	18.93	18.99
5	12	13		18.91	18.91	18.91
5	25	0		18.96	18.96	18.98

LTE Band 26 Maximum Average Power [dBm]						
BW [MHz]	RB Size	RB Offset	Mod	Lowest	Middle	Highest
3	1	0	QPSK	23.96	23.98	23.94
3	1	8		23.86	23.88	23.85
3	1	14		23.89	23.90	23.77
3	8	0		22.69	22.73	22.67
3	8	4		22.67	22.67	22.70
3	8	7		22.67	22.67	22.69
3	15	0		22.75	22.69	22.62
3	1	0	16-QAM	22.94	22.94	22.87
3	1	8		22.94	22.91	23.00
3	1	14		22.93	22.91	22.80
3	8	0		21.73	21.69	21.76
3	8	4		21.73	21.72	21.60
3	8	7		21.56	21.71	21.59
3	15	0		21.68	21.65	21.68
3	1	0	64-QAM	21.85	21.80	21.96
3	1	8		21.88	21.94	21.75
3	1	14		21.91	21.82	21.19
3	8	0		20.72	20.72	20.73
3	8	4		20.80	20.72	20.79
3	8	7		20.65	20.68	20.40
3	15	0		20.77	20.68	20.71
3	1	0	256-QAM	18.92	19.01	18.91
3	1	8		19.02	19.06	19.02
3	1	14		19.05	19.06	19.03
3	8	0		19.01	19.05	19.00
3	8	4		18.90	18.95	18.97
3	8	7		18.95	18.96	18.98
3	15	0		18.95	18.92	18.99

LTE Band 26 Maximum Average Power [dBm]						
BW [MHz]	RB Size	RB Offset	Mod	Lowest	Middle	Highest
1.4	1	0	QPSK	23.81	23.72	23.55
1.4	1	3		23.82	23.77	23.59
1.4	1	5		23.73	23.72	23.52
1.4	3	0		23.84	23.72	23.54
1.4	3	1		23.86	23.79	23.65
1.4	3	3		23.79	23.75	23.56
1.4	6	0		22.87	22.75	22.67
1.4	1	0	16-QAM	23.00	22.94	22.91
1.4	1	3		23.00	23.00	22.97
1.4	1	5		22.90	22.96	22.69
1.4	3	0		22.92	22.85	22.68
1.4	3	1		22.96	22.88	22.72
1.4	3	3		22.87	22.86	22.65
1.4	6	0		21.97	21.84	21.77
1.4	1	0	64-QAM	21.98	21.99	21.67
1.4	1	3		22.00	22.00	21.70
1.4	1	5		21.99	22.00	21.64
1.4	3	0		21.99	21.92	21.62
1.4	3	1		22.00	21.99	21.61
1.4	3	3		21.89	21.97	21.55
1.4	6	0		20.76	20.81	20.46
1.4	1	0	256-QAM	18.90	18.98	19.00
1.4	1	3		19.01	19.04	19.08
1.4	1	5		19.02	19.08	19.08
1.4	3	0		19.04	19.02	18.95
1.4	3	1		18.96	18.93	19.03
1.4	3	3		18.89	18.94	18.99
1.4	6	0		18.91	18.95	18.98

LTE Band 38 Maximum Average Power [dBm]						
BW [MHz]	RB Size	RB Offset	Mod	Lowest	Middle	Highest
20	1	0	QPSK	23.97	23.93	23.73
20	1	49		23.91	23.86	23.67
20	1	99		23.92	23.87	23.65
20	50	0		22.98	23.00	22.84
20	50	24		22.99	22.94	22.85
20	50	50		22.98	22.97	22.79
20	100	0		22.98	22.98	22.78
20	1	0	16-QAM	23.00	23.00	22.92
20	1	49		23.00	22.93	22.85
20	1	99		23.00	22.97	22.85
20	50	0		21.95	21.99	21.80
20	50	24		21.96	21.99	21.76
20	50	50		21.94	21.93	21.73
20	100	0		21.96	22.00	21.82
20	1	0	64-QAM	21.74	21.69	21.51
20	1	49		21.72	21.67	21.42
20	1	99		21.74	21.65	21.42
20	50	0		20.95	20.99	20.90
20	50	24		20.95	20.99	20.87
20	50	50		20.91	20.98	20.84
20	100	0		20.95	20.90	20.88
20	1	0	256-QAM	18.94	19.00	18.99
20	1	49		18.84	18.88	18.81
20	1	99		18.86	18.84	18.75
20	50	0		19.00	19.00	18.91
20	50	24		19.00	18.96	18.96
20	50	50		19.00	19.00	18.95
20	100	0		19.00	18.99	18.93

LTE Band 38 Maximum Average Power [dBm]						
BW [MHz]	RB Size	RB Offset	Mod	Lowest	Middle	Highest
15	1	0	QPSK	23.89	23.92	23.69
15	1	37		23.86	23.86	23.63
15	1	74		23.89	23.86	23.62
15	36	0		22.89	22.93	22.77
15	36	20		22.90	22.87	22.84
15	36	39		22.88	22.87	22.70
15	75	0		22.89	22.93	22.70
15	1	0	16-QAM	22.96	22.94	22.84
15	1	37		22.90	22.85	22.83
15	1	74		22.97	22.93	22.83
15	36	0		21.90	21.94	21.79
15	36	20		21.86	21.98	21.71
15	36	39		21.89	21.85	21.69
15	75	0		21.93	21.98	21.76
15	1	0	64-QAM	21.71	21.59	21.41
15	1	37		21.66	21.67	21.39
15	1	74		21.72	21.59	21.34
15	36	0		20.88	20.98	20.90
15	36	20		20.94	20.98	20.82
15	36	39		20.82	20.96	20.80
15	75	0		20.85	20.83	20.79
15	1	0	256-QAM	18.89	18.97	18.93
15	1	37		18.78	18.79	18.76
15	1	74		18.77	18.82	18.71
15	36	0		19.00	18.95	18.89
15	36	20		18.92	18.91	18.95
15	36	39		18.96	18.93	18.85
15	75	0		18.96	18.93	18.91

LTE Band 38 Maximum Average Power [dBm]						
BW [MHz]	RB Size	RB Offset	Mod	Lowest	Middle	Highest
10	1	0	QPSK	23.96	23.92	23.68
10	1	25		23.90	23.79	23.63
10	1	49		23.84	23.77	23.55
10	25	0		22.91	22.92	22.82
10	25	12		22.98	22.89	22.76
10	25	25		22.88	22.97	22.71
10	50	0		22.98	22.92	22.78
10	1	0	16-QAM	22.96	22.98	22.92
10	1	25		22.95	22.93	22.77
10	1	49		22.97	22.94	22.78
10	25	0		21.89	21.96	21.76
10	25	12		21.93	21.99	21.75
10	25	25		21.87	21.90	21.67
10	50	0		21.94	21.90	21.82
10	1	0	64-QAM	21.67	21.67	21.41
10	1	25		21.70	21.67	21.34
10	1	49		21.73	21.64	21.41
10	25	0		20.91	20.95	20.89
10	25	12		20.95	20.90	20.82
10	25	25		20.91	20.92	20.83
10	50	0		20.89	20.81	20.81
10	1	0	256-QAM	18.89	18.90	18.90
10	1	25		18.76	18.81	18.72
10	1	49		18.82	18.75	18.69
10	25	0		18.99	18.93	18.81
10	25	12		18.90	18.90	18.86
10	25	25		18.96	18.90	18.86
10	50	0		18.90	18.98	18.92

LTE Band 38 Maximum Average Power [dBm]						
BW [MHz]	RB Size	RB Offset	Mod	Lowest	Middle	Highest
5	1	0	QPSK	23.93	23.87	23.64
5	1	12		23.84	23.86	23.63
5	1	24		23.85	23.81	23.63
5	12	0		22.89	22.94	22.78
5	12	7		22.98	22.87	22.83
5	12	13		22.93	22.88	22.72
5	25	0		22.96	22.92	22.74
5	1	0	16-QAM	22.92	22.90	22.86
5	1	12		22.92	22.84	22.83
5	1	24		22.95	22.89	22.78
5	12	0		21.93	21.94	21.73
5	12	7		21.88	21.99	21.70
5	12	13		21.87	21.85	21.69
5	25	0		21.88	21.93	21.75
5	1	0	64-QAM	21.64	21.65	21.42
5	1	12		21.63	21.67	21.36
5	1	24		21.72	21.65	21.33
5	12	0		20.94	20.98	20.90
5	12	7		20.86	20.89	20.87
5	12	13		20.81	20.90	20.83
5	25	0		20.89	20.90	20.86
5	1	0	256-QAM	18.86	19.00	18.89
5	1	12		18.74	18.81	18.72
5	1	24		18.80	18.78	18.67
5	12	0		18.99	18.91	18.82
5	12	7		18.93	18.93	18.87
5	12	13		18.90	18.95	18.86
5	25	0		18.95	18.96	18.83

LTE Band 41 Maximum Average Power [dBm]						
BW [MHz]	RB Size	RB Offset	Mod	Lowest	Middle	Highest
20	1	0	QPSK	22.95	**23.04**	22.83
20	1	49		22.96	22.92	22.73
20	1	99		22.97	22.98	22.80
20	50	0		22.01	22.03	21.86
20	50	24		22.11	22.11	21.94
20	50	50		22.05	22.06	21.92
20	100	0		22.13	22.10	21.94
20	1	0	16-QAM	22.09	22.09	21.88
20	1	49		22.05	22.03	21.84
20	1	99		22.06	22.09	21.90
20	50	0		21.06	21.08	20.88
20	50	24		21.14	21.14	20.96
20	50	50		21.14	21.12	20.94
20	100	0		21.13	21.11	20.95
20	1	0	64-QAM	20.71	20.69	20.47
20	1	49		20.82	20.72	20.55
20	1	99		20.84	20.78	20.67
20	50	0		20.07	20.09	19.88
20	50	24		20.15	20.13	19.97
20	50	50		20.13	20.11	19.95
20	100	0		20.16	20.12	19.96
20	1	0	256-QAM	17.99	18.04	17.99
20	1	49		17.76	17.86	17.85
20	1	99		17.77	17.84	17.77
20	50	0		18.13	18.17	18.12
20	50	24		18.20	18.21	18.14
20	50	50		18.12	18.16	18.16
20	100	0		18.06	18.16	18.14

LTE Band 41 Maximum Average Power [dBm]						
BW [MHz]	RB Size	RB Offset	Mod	Lowest	Middle	Highest
15	1	0	QPSK	22.92	22.99	22.73
15	1	37		22.91	22.88	22.68
15	1	74		22.89	22.95	22.76
15	36	0		21.93	21.99	21.86
15	36	20		22.02	22.01	21.93
15	36	39		22.00	21.97	21.88
15	75	0		22.03	22.02	21.88
15	1	0	16-QAM	22.00	22.06	21.80
15	1	37		21.99	21.96	21.76
15	1	74		21.99	22.05	21.88
15	36	0		21.03	21.02	20.87
15	36	20		21.04	21.04	20.94
15	36	39		21.08	21.04	20.88
15	75	0		21.08	21.07	20.95
15	1	0	64-QAM	20.63	20.67	20.40
15	1	37		20.80	20.67	20.52
15	1	74		20.76	20.71	20.58
15	36	0		19.99	20.00	19.87
15	36	20		20.05	20.08	19.90
15	36	39		20.12	20.07	19.90
15	75	0		20.11	20.02	19.87
15	1	0	256-QAM	17.99	18.00	17.94
15	1	37		17.73	17.77	17.82
15	1	74		17.74	17.83	17.76
15	36	0		18.12	18.12	18.05
15	36	20		18.10	18.19	18.04
15	36	39		18.11	18.11	18.06
15	75	0		18.02	18.12	18.09

LTE Band 41 Maximum Average Power [dBm]						
BW [MHz]	RB Size	RB Offset	Mod	Lowest	Middle	Highest
10	1	0	QPSK	22.88	23.03	22.77
10	1	25		22.86	22.83	22.73
10	1	49		22.87	22.91	22.77
10	25	0		22.01	21.93	21.81
10	25	12		22.05	22.05	21.94
10	25	25		22.04	22.00	21.82
10	50	0		22.05	22.08	21.88
10	1	0	16-QAM	22.03	22.08	21.81
10	1	25		21.97	21.97	21.77
10	1	49		22.06	22.00	21.87
10	25	0		21.06	20.99	20.88
10	25	12		21.11	21.12	20.87
10	25	25		21.04	21.09	20.84
10	50	0		21.09	21.09	20.95
10	1	0	64-QAM	20.61	20.59	20.41
10	1	25		20.76	20.72	20.47
10	1	49		20.81	20.74	20.62
10	25	0		20.02	20.08	19.88
10	25	12		20.10	20.08	19.92
10	25	25		20.06	20.07	19.93
10	50	0		20.15	20.06	19.95
10	1	0	256-QAM	17.90	17.99	17.97
10	1	25		17.75	17.83	17.83
10	1	49		17.68	17.74	17.76
10	25	0		18.12	18.11	18.08
10	25	12		18.11	18.16	18.05
10	25	25		18.02	18.07	18.14
10	50	0		18.02	18.14	18.08

LTE Band 41 Maximum Average Power [dBm]						
BW [MHz]	RB Size	RB Offset	Mod	Lowest	Middle	Highest
5	1	0	QPSK	22.88	22.99	22.75
5	1	12		22.90	22.91	22.65
5	1	24		22.94	22.96	22.78
5	12	0		22.00	22.02	21.78
5	12	7		22.06	22.02	21.94
5	12	13		21.95	21.97	21.92
5	25	0		22.05	22.07	21.90
5	1	0	16-QAM	22.02	22.00	21.83
5	1	12		21.98	22.01	21.84
5	1	24		21.99	22.08	21.81
5	12	0		21.02	21.04	20.79
5	12	7		21.04	21.13	20.92
5	12	13		21.09	21.07	20.91
5	25	0		21.09	21.11	20.92
5	1	0	64-QAM	20.65	20.68	20.39
5	1	12		20.74	20.69	20.52
5	1	24		20.76	20.70	20.67
5	12	0		19.99	20.02	19.85
5	12	7		20.12	20.05	19.90
5	12	13		20.04	20.08	19.86
5	25	0		20.16	20.04	19.89
5	1	0	256-QAM	17.94	17.94	17.96
5	1	12		17.74	17.85	17.76
5	1	24		17.72	17.84	17.69
5	12	0		18.13	18.13	18.03
5	12	7		18.10	18.21	18.14
5	12	13		18.12	18.13	18.10
5	25	0		18.05	18.10	18.11

LTE Band 41 (HPUE) Maximum Average Power [dBm]						
BW [MHz]	RB Size	RB Offset	Mod	Lowest	Middle	Highest
20	1	0	QPSK	25.78	25.86	25.71
20	1	49		25.77	25.79	25.60
20	1	99		25.82	25.64	25.42
20	50	0		25.02	25.02	24.83
20	50	24		25.12	24.90	24.92
20	50	50		25.09	24.55	24.74
20	100	0		25.12	24.81	24.90
20	1	0	16-QAM	25.18	25.20	25.05
20	1	49		25.18	25.11	24.97
20	1	99		25.15	24.93	24.79
20	50	0		24.05	24.05	23.85
20	50	24		24.16	24.11	23.94
20	50	50		24.12	23.90	23.91
20	100	0		24.15	23.94	23.91
20	1	0	64-QAM	23.49	23.19	23.50
20	1	49		23.52	23.18	23.59
20	1	99		23.59	22.93	22.88
20	50	0		22.57	22.32	22.80
20	50	24		22.57	22.12	22.60
20	50	50		22.41	21.88	22.08
20	100	0		22.39	21.95	22.29
20	1	0	256-QAM	21.12	21.20	21.11
20	1	49		21.08	21.10	21.04
20	1	99		20.95	21.04	20.97
20	50	0		21.13	21.21	21.11
20	50	24		21.21	21.25	21.23
20	50	50		21.14	21.17	21.14
20	100	0		21.17	21.18	21.18

LTE Band 41 (HPUE) Maximum Average Power [dBm]						
BW [MHz]	RB Size	RB Offset	Mod	Lowest	Middle	Highest
15	1	0	QPSK	25.89	**25.91**	25.74
15	1	37		25.86	25.73	25.74
15	1	74		25.90	25.73	25.51
15	36	0		25.08	25.00	24.81
15	36	20		25.10	24.93	24.80
15	36	39		25.08	24.77	24.77
15	75	0		25.12	24.81	24.80
15	1	0	16-QAM	25.13	25.17	24.98
15	1	37		25.14	25.10	24.93
15	1	74		25.15	25.12	24.86
15	36	0		24.07	23.99	23.78
15	36	20		24.08	24.03	23.76
15	36	39		24.06	23.91	23.82
15	75	0		24.13	24.02	23.81
15	1	0	64-QAM	23.61	23.37	23.65
15	1	37		23.73	23.06	23.20
15	1	74		23.69	23.21	22.85
15	36	0		22.67	22.17	22.53
15	36	20		22.55	22.05	22.24
15	36	39		22.45	21.93	21.95
15	75	0		22.55	22.03	22.24
15	1	0	256-QAM	21.02	21.20	21.02
15	1	37		21.06	21.05	21.03
15	1	74		20.88	21.04	20.94
15	36	0		21.07	21.15	21.04
15	36	20		21.20	21.23	21.19
15	36	39		21.09	21.14	21.13
15	75	0		21.07	21.12	21.17

LTE Band 41 (HPUE) Maximum Average Power [dBm]						
BW [MHz]	RB Size	RB Offset	Mod	Lowest	Middle	Highest
10	1	0	QPSK	25.84	25.83	25.67
10	1	25		25.86	25.73	25.74
10	1	49		25.82	25.66	25.48
10	25	0		25.02	24.92	24.75
10	25	12		25.01	24.91	24.70
10	25	25		25.02	24.69	24.72
10	50	0		25.10	24.79	24.77
10	1	0	16-QAM	25.13	25.07	24.88
10	1	25		25.11	25.10	24.88
10	1	49		25.14	25.04	24.81
10	25	0		24.00	23.91	23.74
10	25	12		24.06	23.94	23.76
10	25	25		24.01	23.88	23.81
10	50	0		24.07	23.95	23.79
10	1	0	64-QAM	23.56	23.32	23.64
10	1	25		23.72	23.05	23.17
10	1	49		23.64	23.21	22.82
10	25	0		22.58	22.07	22.50
10	25	12		22.51	22.00	22.19
10	25	25		22.40	21.89	21.86
10	50	0		22.53	21.94	22.15
10	1	0	256-QAM	21.08	21.15	21.06
10	1	25		21.08	21.03	21.04
10	1	49		20.85	20.96	20.94
10	25	0		21.10	21.18	21.09
10	25	12		21.12	21.17	21.20
10	25	25		21.09	21.11	21.05
10	50	0		21.12	21.10	21.11

LTE Band 41 (HPUE) Maximum Average Power [dBm]						
BW [MHz]	RB Size	RB Offset	Mod	Lowest	Middle	Highest
5	1	0	QPSK	25.85	**25.91**	25.70
5	1	12		25.77	25.65	25.72
5	1	24		25.90	25.69	25.42
5	12	0		25.04	24.98	24.75
5	12	7		25.01	24.85	24.79
5	12	13		25.07	24.70	24.73
5	25	0		25.04	24.77	24.74
5	1	0	16-QAM	25.06	25.08	24.96
5	1	12		25.10	25.02	24.89
5	1	24		25.15	25.03	24.82
5	12	0		23.98	23.99	23.78
5	12	7		24.05	23.99	23.66
5	12	13		24.00	23.86	23.72
5	25	0		24.10	23.99	23.72
5	1	0	64-QAM	23.57	23.37	23.56
5	1	12		23.69	22.96	23.11
5	1	24		23.62	23.20	22.84
5	12	0		22.63	22.14	22.51
5	12	7		22.52	22.04	22.21
5	12	13		22.36	21.84	21.91
5	25	0		22.47	21.94	22.15
5	1	0	256-QAM	21.05	21.20	21.03
5	1	12		21.02	21.08	21.03
5	1	24		20.94	20.95	20.90
5	12	0		21.06	21.14	21.07
5	12	7		21.16	21.21	21.18
5	12	13		21.04	21.16	21.05
5	25	0		21.09	21.14	21.18

LTE Band 66 Maximum Average Power [dBm]						
BW [MHz]	RB Size	RB Offset	Mod	Lowest	Middle	Highest
20	1	0	QPSK	23.99	23.81	23.78
20	1	49		23.79	23.67	23.66
20	1	99		23.78	23.63	23.54
20	50	0		22.86	22.83	22.78
20	50	24		22.98	22.86	22.82
20	50	50		22.92	22.79	22.74
20	100	0		22.92	22.84	22.38
20	1	0	16-QAM	22.97	22.86	22.80
20	1	49		22.88	22.74	21.86
20	1	99		22.79	22.68	22.54
20	50	0		21.63	21.52	21.50
20	50	24		21.70	21.57	21.53
20	50	50		21.62	21.52	21.46
20	100	0		21.64	21.54	21.52
20	1	0	64-QAM	21.11	21.72	21.68
20	1	49		21.75	21.64	21.35
20	1	99		21.51	21.64	21.50
20	50	0		20.64	20.55	20.52
20	50	24		20.70	20.58	20.42
20	50	50		20.64	20.53	20.48
20	100	0		20.67	20.57	20.41
20	1	0	256-QAM	18.96	18.82	18.92
20	1	49		18.86	18.75	18.91
20	1	99		18.90	18.81	18.69
20	50	0		18.70	18.64	18.69
20	50	24		18.78	18.73	18.72
20	50	50		18.76	18.68	18.70
20	100	0		18.78	18.70	18.70

LTE Band 66 Maximum Average Power [dBm]						
BW [MHz]	RB Size	RB Offset	Mod	Lowest	Middle	Highest
15	1	0	QPSK	23.98	23.95	23.88
15	1	37		23.98	23.88	23.82
15	1	74		23.98	23.80	23.78
15	36	0		22.64	22.50	22.45
15	36	20		22.65	22.58	22.45
15	36	39		22.61	22.52	22.46
15	75	0		22.65	22.56	22.44
15	1	0	16-QAM	22.93	22.81	22.69
15	1	37		22.90	22.77	22.75
15	1	74		22.83	22.71	22.70
15	36	0		21.64	21.50	21.46
15	36	20		21.65	21.61	21.47
15	36	39		21.62	21.48	21.46
15	75	0		21.64	21.56	21.44
15	1	0	64-QAM	20.96	21.66	20.88
15	1	37		21.82	21.73	21.66
15	1	74		21.73	21.63	21.58
15	36	0		20.57	20.53	20.41
15	36	20		20.71	20.62	20.49
15	36	39		20.63	20.55	20.52
15	75	0		20.68	20.61	20.43
15	1	0	256-QAM	18.66	18.52	18.62
15	1	37		18.56	18.45	18.61
15	1	74		18.60	18.51	18.39
15	36	0		18.40	18.34	18.39
15	36	20		18.48	18.43	18.42
15	36	39		18.46	18.38	18.40
15	75	0		18.48	18.40	18.40

LTE Band 66 Maximum Average Power [dBm]						
BW [MHz]	RB Size	RB Offset	Mod	Lowest	Middle	Highest
10	1	0	QPSK	23.98	23.85	23.78
10	1	25		23.92	23.87	23.77
10	1	49		23.97	23.77	23.77
10	25	0		22.58	22.41	22.41
10	25	12		22.56	22.48	22.42
10	25	25		22.61	22.42	22.37
10	50	0		22.60	22.49	22.42
10	1	0	16-QAM	22.92	22.80	22.66
10	1	25		22.87	22.75	22.67
10	1	49		22.75	22.65	22.60
10	25	0		21.58	21.44	21.42
10	25	12		21.56	21.56	21.39
10	25	25		21.54	21.46	21.41
10	50	0		21.59	21.55	21.40
10	1	0	64-QAM	20.96	21.59	20.83
10	1	25		21.82	21.69	21.60
10	1	49		21.64	21.59	21.52
10	25	0		20.53	20.45	20.34
10	25	12		20.61	20.62	20.48
10	25	25		20.60	20.53	20.51
10	50	0		20.58	20.52	20.40
10	1	0	256-QAM	18.66	18.52	18.62
10	1	25		18.56	18.45	18.61
10	1	49		18.60	18.51	18.39
10	25	0		18.40	18.34	18.39
10	25	12		18.48	18.43	18.42
10	25	25		18.46	18.38	18.40
10	50	0		18.48	18.40	18.40

LTE Band 66 Maximum Average Power [dBm]						
BW [MHz]	RB Size	RB Offset	Mod	Lowest	Middle	Highest
5	1	0	QPSK	23.96	23.89	23.88
5	1	12		23.98	23.85	23.81
5	1	24		23.98	23.76	23.71
5	12	0		22.62	22.42	22.41
5	12	7		22.56	22.49	22.40
5	12	13		22.55	22.43	22.45
5	25	0		22.59	22.56	22.39
5	1	0	16-QAM	22.88	22.73	22.65
5	1	12		22.90	22.73	22.74
5	1	24		22.76	22.71	22.60
5	12	0		21.54	21.47	21.36
5	12	7		21.59	21.58	21.41
5	12	13		21.62	21.47	21.42
5	25	0		21.57	21.56	21.37
5	1	0	64-QAM	20.86	21.60	20.81
5	1	12		21.74	21.73	21.57
5	1	24		21.67	21.57	21.49
5	12	0		20.56	20.48	20.37
5	12	7		20.67	20.61	20.42
5	12	13		20.54	20.48	20.42
5	25	0		20.65	20.51	20.41
5	1	0	256-QAM	18.95	18.72	18.88
5	1	12		18.77	18.68	18.90
5	1	24		18.86	18.78	18.60
5	12	0		18.66	18.59	18.60
5	12	7		18.69	18.72	18.71
5	12	13		18.70	18.61	18.65
5	25	0		18.69	18.63	18.63

LTE Band 66 Maximum Average Power [dBm]						
BW [MHz]	RB Size	RB Offset	Mod	Lowest	Middle	Highest
3	1	0	QPSK	23.90	23.91	23.82
3	1	8		23.92	23.82	23.76
3	1	14		23.96	23.71	23.77
3	8	0		22.62	22.41	22.44
3	8	4		22.63	22.49	22.38
3	8	7		22.56	22.46	22.44
3	15	0		22.57	22.50	22.40
3	1	0	16-QAM	22.86	22.72	22.60
3	1	8		22.85	22.73	22.75
3	1	14		22.79	22.65	22.67
3	8	0		21.55	21.44	21.45
3	8	4		21.59	21.55	21.46
3	8	7		21.61	21.44	21.45
3	15	0		21.60	21.47	21.43
3	1	0	64-QAM	20.89	21.66	20.81
3	1	8		21.77	21.63	21.61
3	1	14		21.71	21.57	21.49
3	8	0		20.52	20.50	20.38
3	8	4		20.71	20.58	20.46
3	8	7		20.57	20.50	20.47
3	15	0		20.58	20.54	20.35
3	1	0	256-QAM	18.86	18.72	18.82
3	1	8		18.82	18.66	18.84
3	1	14		18.87	18.73	18.66
3	8	0		18.62	18.55	18.60
3	8	4		18.75	18.69	18.62
3	8	7		18.72	18.67	18.60
3	15	0		18.72	18.60	18.68

LTE Band 66 Maximum Average Power [dBm]						
BW [MHz]	RB Size	RB Offset	Mod	Lowest	Middle	Highest
1.4	1	0	QPSK	23.82	23.64	23.61
1.4	1	3		23.89	23.70	23.63
1.4	1	5		23.81	23.63	23.57
1.4	3	0		23.85	23.69	23.63
1.4	3	1		23.91	23.73	23.65
1.4	3	3		23.84	23.67	23.61
1.4	6	0		22.96	22.83	22.72
1.4	1	0	16-QAM	22.95	22.99	22.94
1.4	1	3		22.90	22.96	22.97
1.4	1	5		22.96	22.95	22.91
1.4	3	0		22.92	22.78	22.71
1.4	3	1		22.98	22.84	22.76
1.4	3	3		22.89	22.78	22.70
1.4	6	0		21.91	21.86	21.79
1.4	1	0	64-QAM	21.69	21.95	21.85
1.4	1	3		21.83	21.98	21.91
1.4	1	5		21.77	21.90	21.81
1.4	3	0		21.95	21.89	21.81
1.4	3	1		22.00	21.93	21.86
1.4	3	3		21.90	21.88	21.80
1.4	6	0		20.93	20.80	20.74
1.4	1	0	256-QAM	18.96	18.73	18.90
1.4	1	3		18.86	18.70	18.89
1.4	1	5		18.85	18.79	18.61
1.4	3	0		18.62	18.59	18.60
1.4	3	1		18.70	18.70	18.67
1.4	3	3		18.70	18.60	18.70
1.4	6	0		18.74	18.61	18.68

LTE Band 71 Maximum Average Power [dBm]						
BW [MHz]	RB Size	RB Offset	Mod	Lowest	Middle	Highest
20	1	0	QPSK	23.99	23.77	23.72
20	1	49		23.80	23.72	23.76
20	1	99		23.73	23.79	23.72
20	50	0		22.93	22.84	22.83
20	50	24		22.96	22.90	22.86
20	50	50		22.93	22.93	22.87
20	100	0		22.92	22.90	22.90
20	1	0	16-QAM	22.98	22.82	22.79
20	1	49		22.83	22.79	22.81
20	1	99		22.76	22.87	22.76
20	50	0		21.94	21.83	21.85
20	50	24		21.96	21.93	21.84
20	50	50		21.93	21.94	21.89
20	100	0		21.93	21.90	21.90
20	1	0	64-QAM	21.99	21.94	21.94
20	1	49		21.93	21.98	21.97
20	1	99		21.99	21.94	21.96
20	50	0		20.97	20.87	20.86
20	50	24		20.98	20.93	20.87
20	50	50		20.95	20.96	20.91
20	100	0		20.98	20.93	20.93
20	1	0	256-QAM	18.99	19.00	18.98
20	1	49		19.00	18.95	19.00
20	1	99		19.00	18.96	19.00
20	50	0		19.00	19.00	18.95
20	50	24		18.92	18.96	18.99
20	50	50		19.00	18.98	18.92
20	100	0		18.93	18.94	19.00

LTE Band 71 Maximum Average Power [dBm]						
BW [MHz]	RB Size	RB Offset	Mod	Lowest	Middle	Highest
15	1	0	QPSK	23.94	23.98	23.95
15	1	37		23.98	23.96	23.98
15	1	74		23.95	23.91	23.98
15	36	0		22.63	22.54	22.54
15	36	20		22.63	22.62	22.53
15	36	39		22.56	22.59	22.59
15	75	0		22.67	22.61	22.53
15	1	0	16-QAM	23.00	22.81	22.78
15	1	37		22.87	22.79	22.83
15	1	74		22.76	22.80	22.82
15	36	0		21.65	21.56	21.54
15	36	20		21.65	21.62	21.54
15	36	39		21.60	21.58	21.61
15	75	0		21.67	21.61	21.54
15	1	0	64-QAM	21.87	21.68	21.67
15	1	37		21.52	21.70	21.69
15	1	74		21.67	21.70	21.72
15	36	0		20.61	20.59	20.58
15	36	20		20.68	20.66	20.55
15	36	39		20.59	20.62	20.64
15	75	0		20.67	20.63	20.54
15	1	0	256-QAM	18.99	18.95	18.96
15	1	37		18.91	18.95	18.97
15	1	74		18.94	18.99	18.93
15	36	0		18.98	18.96	18.96
15	36	20		18.97	19.00	18.97
15	36	39		18.97	18.95	18.86
15	75	0		18.94	19.00	18.92

LTE Band 71 Maximum Average Power [dBm]						
BW [MHz]	RB Size	RB Offset	Mod	Lowest	Middle	Highest
10	1	0	QPSK	23.94	23.92	23.89
10	1	25		23.92	23.92	23.96
10	1	49		23.95	23.88	23.96
10	25	0		22.61	22.52	22.53
10	25	12		22.56	22.61	22.49
10	25	25		22.54	22.54	22.49
10	50	0		22.57	22.58	22.51
10	1	0	16-QAM	22.96	22.76	22.74
10	1	25		22.83	22.71	22.82
10	1	49		22.75	22.74	22.78
10	25	0		21.60	21.53	21.50
10	25	12		21.57	21.57	21.52
10	25	25		21.53	21.48	21.54
10	50	0		21.61	21.51	21.46
10	1	0	64-QAM	21.80	21.66	21.64
10	1	25		21.45	21.70	21.69
10	1	49		21.61	21.67	21.71
10	25	0		20.51	20.52	20.56
10	25	12		20.59	20.62	20.55
10	25	25		20.51	20.61	20.59
10	50	0		20.59	20.54	20.47
10	1	0	256-QAM	18.93	18.90	18.89
10	1	25		18.91	18.96	18.94
10	1	49		18.98	19.00	18.96
10	25	0		18.96	18.91	19.00
10	25	12		18.92	18.97	18.92
10	25	25		18.97	18.97	18.90
10	50	0		18.97	19.00	18.97

LTE Band 71 Maximum Average Power [dBm]						
BW [MHz]	RB Size	RB Offset	Mod	Lowest	Middle	Highest
5	1	0	QPSK	23.89	23.88	23.88
5	1	12		23.93	23.90	23.98
5	1	24		23.92	23.81	23.90
5	12	0		22.57	22.48	22.48
5	12	7		22.53	22.56	22.46
5	12	13		22.47	22.55	22.59
5	25	0		22.61	22.51	22.45
5	1	0	16-QAM	22.94	22.74	22.69
5	1	12		22.79	22.72	22.81
5	1	24		22.72	22.79	22.73
5	12	0		21.63	21.49	21.44
5	12	7		21.63	21.53	21.51
5	12	13		21.52	21.56	21.57
5	25	0		21.64	21.57	21.44
5	1	0	64-QAM	21.87	21.58	21.57
5	1	12		21.51	21.70	21.62
5	1	24		21.63	21.64	21.63
5	12	0		20.56	20.49	20.55
5	12	7		20.68	20.65	20.50
5	12	13		20.55	20.59	20.59
5	25	0		20.65	20.61	20.44
5	1	0	256-QAM	18.97	19.00	18.96
5	1	12		18.94	19.00	18.99
5	1	24		18.97	18.98	18.92
5	12	0		18.94	18.92	19.00
5	12	7		19.00	18.99	18.97
5	12	13		18.99	18.89	18.90
5	25	0		18.99	19.00	18.97

LTE Band 41_CA Maximum Average Power [dBm]								
BW [MHz]	PCC		SCC		Mod	Lowest	Middle	Highest
	RB Size	RB Offset	RB Size	RB Offset				
20+20	100	0	100	0	QPSK	19.53	19.84	19.86
20+20	1	0	1	99		12.88	13.32	13.32
20+20	1	99	1	0		21.11	21.10	**21.65**
20+20	100	0	100	0	16-QAM	18.56	18.90	18.92
20+20	1	0	1	99		13.24	13.33	13.49
20+20	1	99	1	0		19.89	20.37	20.18
20+20	100	0	100	0	64-QAM	18.59	18.89	18.88
20+20	1	0	1	99		12.60	12.85	12.92
20+20	1	99	1	0		18.94	19.40	19.38
20+20	100	0	100	0	256-QAM	16.82	16.91	17.14
20+20	1	0	1	99		13.13	13.27	13.48
20+20	1	99	1	0		16.53	16.58	16.86
20+15	100	0	75	0	QPSK	19.49	19.45	19.72
20+15	1	0	1	74		12.83	12.85	13.24
20+15	1	99	1	0		21.07	21.36	21.49
20+15	100	0	75	0	16-QAM	18.54	18.52	18.73
20+15	1	0	1	74		12.94	13.28	13.43
20+15	1	99	1	0		19.84	20.18	20.11
20+15	100	0	75	0	64-QAM	18.57	18.48	18.77
20+15	1	0	1	74		12.55	12.58	12.85
20+15	1	99	1	0		18.95	19.31	19.15
20+15	100	0	75	0	256-QAM	16.59	16.44	16.91
20+15	1	0	1	74		12.91	12.93	13.19
20+15	1	99	1	0		16.19	16.36	16.62
15+20	75	0	100	0	QPSK	19.51	19.66	19.59
15+20	1	0	1	99		13.01	12.90	13.09
15+20	1	74	1	0		21.15	21.14	21.32
15+20	75	0	100	0	16-QAM	18.57	18.68	18.71
15+20	1	0	1	99		13.07	12.92	13.21
15+20	1	74	1	0		19.94	19.72	20.12
15+20	75	0	100	0	64-QAM	18.52	18.60	18.61
15+20	1	0	1	99		12.68	12.47	12.58
15+20	1	74	1	0		19.06	19.06	19.02
15+20	75	0	100	0	256-QAM	16.58	16.44	16.53
15+20	1	0	1	99		12.98	12.79	12.87
15+20	1	74	1	0		16.28	16.02	16.47

LTE Band 41_CA Maximum Average Power [dBm]								
BW [MHz]	PCC		SCC		Mod	Lowest	Middle	Highest
	RB Size	RB Offset	RB Size	RB Offset				
20+10	100	0	50	0	QPSK	19.16	19.61	19.65
20+10	1	0	1	49		12.84	13.30	13.21
20+10	1	99	1	0		21.09	21.50	21.64
20+10	100	0	50	0	16-QAM	18.27	18.65	18.62
20+10	1	0	1	49		12.94	13.46	13.34
20+10	1	99	1	0		19.86	20.16	20.24
20+10	100	0	50	0	64-QAM	18.31	18.70	18.68
20+10	1	0	1	49		12.58	12.82	12.84
20+10	1	99	1	0		18.97	19.27	19.39
20+10	100	0	50	0	256-QAM	16.38	16.57	16.33
20+10	1	0	1	49		12.74	12.65	12.87
20+10	1	99	1	0		16.26	15.95	16.41
10+20	50	0	100	0	QPSK	19.66	19.82	20.15
10+20	1	0	1	99		13.22	13.20	13.74
10+20	1	49	1	0		21.64	21.56	21.59
10+20	50	0	100	0	16-QAM	18.83	18.89	19.15
10+20	1	0	1	99		13.36	13.56	13.78
10+20	1	49	1	0		20.33	20.08	20.43
10+20	50	0	100	0	64-QAM	17.11	18.86	19.24
10+20	1	0	1	99		12.76	12.89	13.24
10+20	1	49	1	0		18.98	19.39	19.74
10+20	50	0	100	0	256-QAM	15.89	16.21	16.33
10+20	1	0	1	99		12.48	12.69	12.38
10+20	1	49	1	0		15.60	16.10	15.83
20+5	100	0	25	0	QPSK	20.00	20.04	20.22
20+5	1	0	1	24		13.31	13.75	13.81
20+5	1	99	1	0		21.54	21.53	21.63
20+5	100	0	25	0	16-QAM	18.98	19.08	19.33
20+5	1	0	1	24		13.38	13.54	13.98
20+5	1	99	1	0		20.29	20.77	20.66
20+5	100	0	25	0	64-QAM	18.94	19.07	19.29
20+5	1	0	1	24		13.15	13.05	13.58
20+5	1	99	1	0		19.62	19.62	19.81
20+5	100	0	25	0	256-QAM	15.73	15.69	16.05
20+5	1	0	1	24		12.00	12.31	12.54
20+5	1	99	1	0		14.92	15.00	15.73
5+20	25	0	100	0	QPSK	19.53	19.44	19.91
5+20	1	0	1	99		12.99	13.12	13.50
5+20	1	24	1	0		21.20	21.13	21.59
5+20	25	0	100	0	16-QAM	18.51	18.70	18.86
5+20	1	0	1	99		12.87	13.40	14.10
5+20	1	24	1	0		19.77	19.90	20.83
5+20	25	0	100	0	64-QAM	18.44	18.64	19.01
5+20	1	0	1	99		12.85	12.82	13.64
5+20	1	24	1	0		18.90	19.18	20.00
5+20	25	0	100	0	256-QAM	16.26	16.93	16.76
5+20	1	0	1	99		12.91	12.62	13.18
5+20	1	24	1	0		16.34	16.36	16.74

LTE Band 41_CA Maximum Average Power [dBm]								
BW [MHz]	PCC		SCC		Mod	Lowest	Middle	Highest
	RB Size	RB Offset	RB Size	RB Offset				
15+10	75	0	50	0	QPSK	19.05	19.15	19.56
15+10	1	0	1	49		12.34	12.58	13.30
15+10	1	74	1	0		20.46	20.94	21.58
15+10	75	0	50	0	16-QAM	18.17	18.25	18.65
15+10	1	0	1	49		12.48	12.84	13.61
15+10	1	74	1	0		19.43	19.50	20.29
15+10	75	0	50	0	64-QAM	18.27	18.36	18.71
15+10	1	0	1	49		12.06	12.37	13.05
15+10	1	74	1	0		18.59	18.79	19.24
15+10	75	0	50	0	256-QAM	16.41	16.03	16.83
15+10	1	0	1	49		12.33	12.63	13.26
15+10	1	74	1	0		15.95	16.15	16.39
10+15	50	0	75	0	QPSK	19.04	19.21	19.07
10+15	1	0	1	74		12.57	12.86	12.76
10+15	1	49	1	0		20.69	21.03	21.23
10+15	50	0	75	0	16-QAM	18.08	18.14	18.11
10+15	1	0	1	74		12.72	12.90	12.88
10+15	1	49	1	0		19.47	19.62	19.88
10+15	50	0	75	0	64-QAM	18.24	18.28	18.09
10+15	1	0	1	74		12.34	12.39	12.21
10+15	1	49	1	0		18.72	18.81	18.98
10+15	50	0	75	0	256-QAM	16.28	16.26	16.17
10+15	1	0	1	74		12.53	12.64	12.57
10+15	1	49	1	0		15.93	15.72	15.90
15+15	75	0	75	0	QPSK	18.91	19.19	19.10
15+15	1	0	1	74		12.24	12.86	12.76
15+15	1	74	1	0		20.53	20.70	21.06
15+15	75	0	75	0	16-QAM	17.85	18.31	18.26
15+15	1	0	1	74		12.56	12.86	12.92
15+15	1	74	1	0		18.98	19.67	19.88
15+15	75	0	75	0	64-QAM	17.86	18.34	18.28
15+15	1	0	1	74		11.86	12.48	12.44
15+15	1	74	1	0		18.10	18.59	18.84
15+15	75	0	75	0	256-QAM	16.13	16.21	16.04
15+15	1	0	1	74		12.33	12.55	12.69
15+15	1	74	1	0		15.70	15.93	16.12

LTE Band 41C

26dB Bandwidth

Mode	LTE Band 41C : 26dB BW(MHz)				
QPSK					
BW	5MHz+20MHz	10MHz+15MHz	10MHz+20MHz	15MHz+10MHz	15MHz+15MHz
Lowest CH	24.88	25.33	30.03	25.18	30.63
Middle CH	24.88	25.38	29.85	25.23	30.87
Highest CH	24.78	25.23	29.97	25.33	30.51
BW	15MHz+20MHz	20MHz+5MHz	20MHz+10MHz	20MHz+15MHz	20MHz+20MHz
Lowest CH	34.97	24.88	29.97	34.90	39.80
Middle CH	34.90	24.93	30.09	35.18	39.96
Highest CH	34.97	24.98	30.03	34.97	39.80

Mode	LTE Band 41C : 26dB BW(MHz)				
16QAM					
BW	5MHz+20MHz	10MHz+15MHz	10MHz+20MHz	15MHz+10MHz	15MHz+15MHz
Lowest CH	24.88	25.28	29.85	25.13	30.63
Middle CH	24.78	25.33	29.91	25.23	30.81
Highest CH	24.73	25.28	30.03	25.28	30.57
BW	15MHz+20MHz	20MHz+5MHz	20MHz+10MHz	20MHz+15MHz	20MHz+20MHz
Lowest CH	34.97	24.78	29.91	34.97	39.80
Middle CH	34.76	24.83	29.85	34.83	39.88
Highest CH	35.04	24.78	29.91	34.90	39.96

Mode	LTE Band 41C : 26dB BW(MHz)				
64QAM					
BW	5MHz+20MHz	10MHz+15MHz	10MHz+20MHz	15MHz+10MHz	15MHz+15MHz
Lowest CH	24.78	25.13	30.03	25.28	30.57
Middle CH	24.88	25.18	30.03	25.28	30.69
Highest CH	24.73	25.33	29.79	25.13	30.69
BW	15MHz+20MHz	20MHz+5MHz	20MHz+10MHz	20MHz+15MHz	20MHz+20MHz
Lowest CH	34.90	24.73	30.15	35.04	39.88
Middle CH	34.97	24.78	29.97	34.83	39.80
Highest CH	35.04	24.83	29.97	34.83	39.88

Mode	LTE Band 41C : 26dB BW(MHz)				
256QAM					
BW	5MHz+20MHz	10MHz+15MHz	10MHz+20MHz	15MHz+10MHz	15MHz+15MHz
Lowest CH	24.73	25.18	29.97	25.18	30.51
Middle CH	24.83	25.18	29.85	25.23	30.45
Highest CH	24.58	25.18	29.91	25.28	30.45
BW	15MHz+20MHz	20MHz+5MHz	20MHz+10MHz	20MHz+15MHz	20MHz+20MHz
Lowest CH	34.90	24.83	29.91	34.76	39.88
Middle CH	34.97	24.93	30.03	34.97	39.80
Highest CH	34.97	24.78	29.97	34.90	39.88

LTE Band 41C

QPSK

Lowest Channel / 5MHz+20MHz

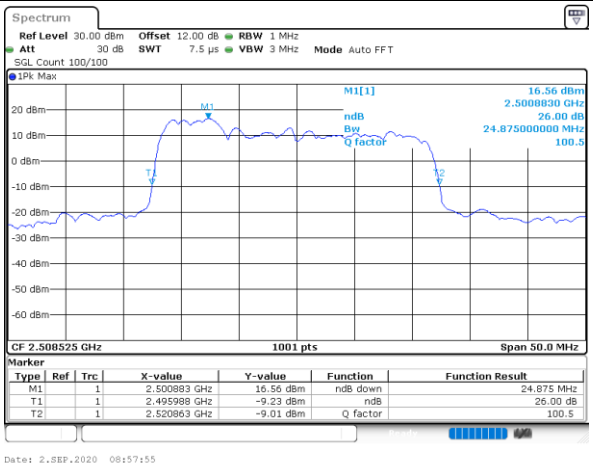

Lowest Channel / 10MHz+15MHz

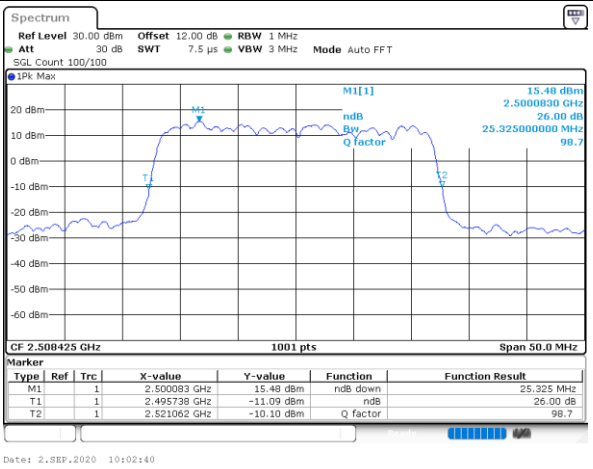

Middle Channel / 5MHz+20MHz

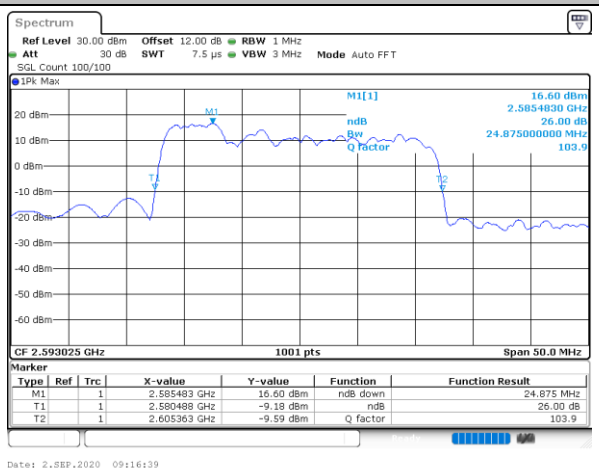

Middle Channel / 10MHz+15MHz

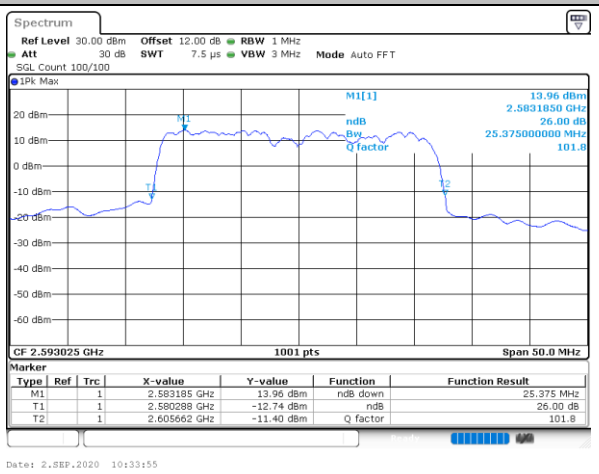

Highest Channel / 5MHz+20MHz

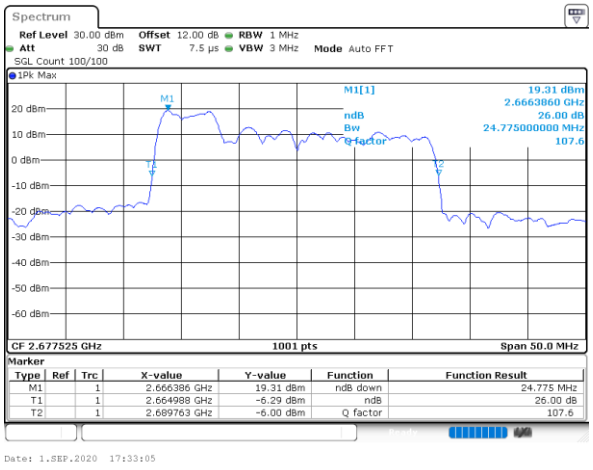

Highest Channel / 10MHz+15MHz

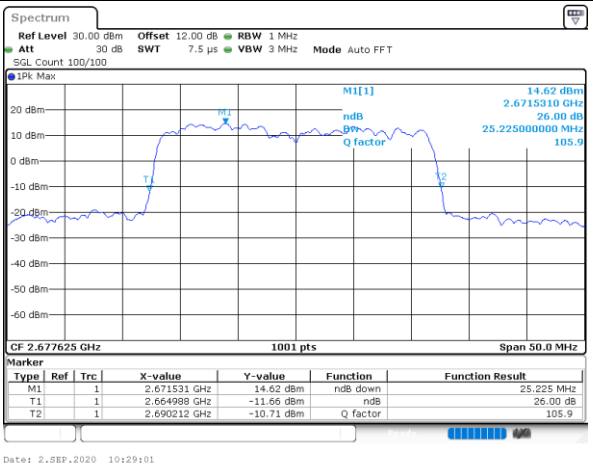

LTE Band 41C

QPSK

Lowest Channel / 10MHz+20MHz

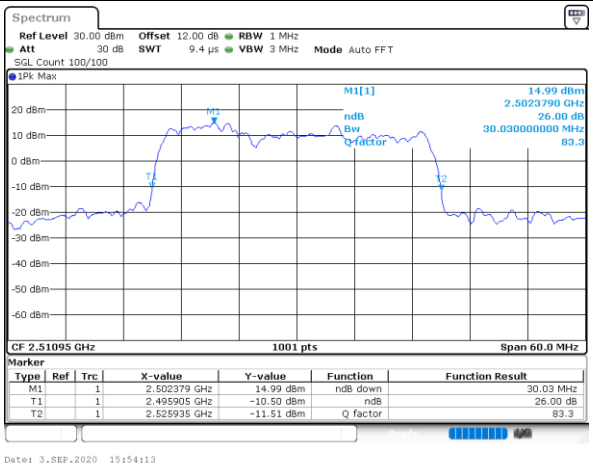

Lowest Channel / 15MHz+10MHz

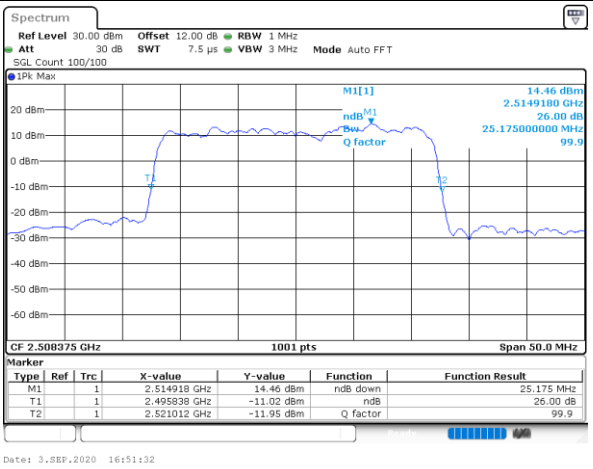

Middle Channel / 10MHz+20MHz

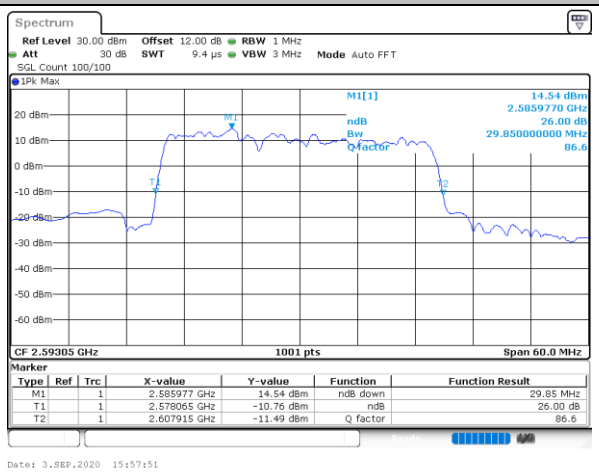

Middle Channel / 15MHz+10MHz

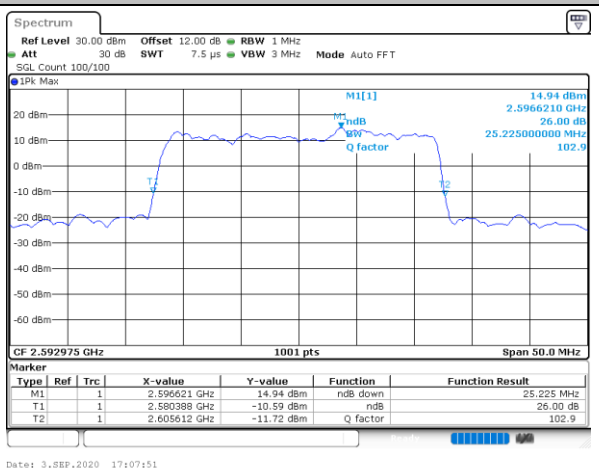

Highest Channel / 10MHz+20MHz

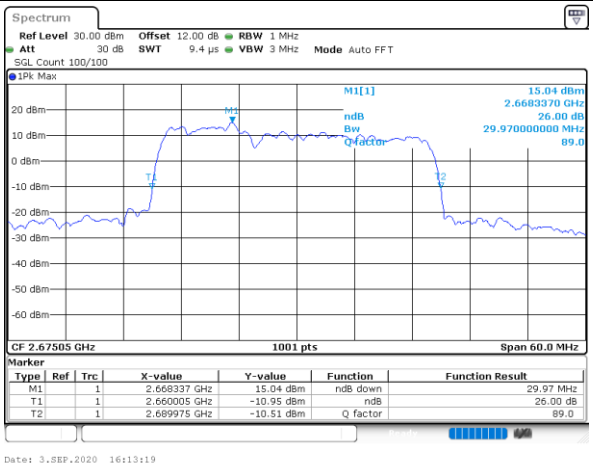

Highest Channel / 15MHz+10MHz

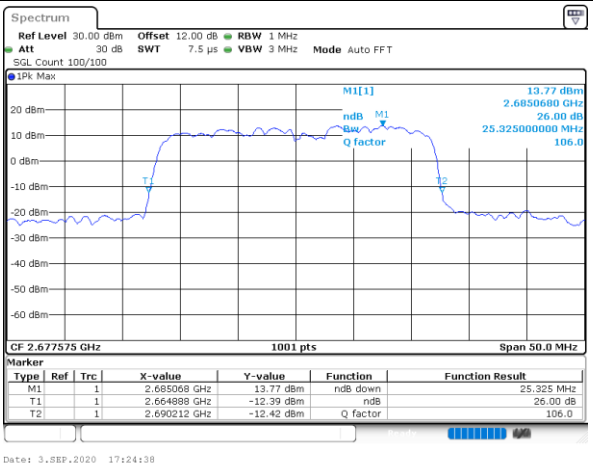

LTE Band 41C

QPSK

Lowest Channel / 15MHz+15MHz

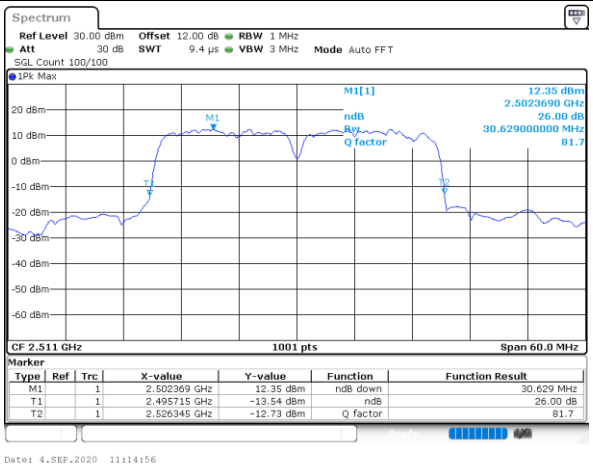

Lowest Channel / 15MHz+20MHz

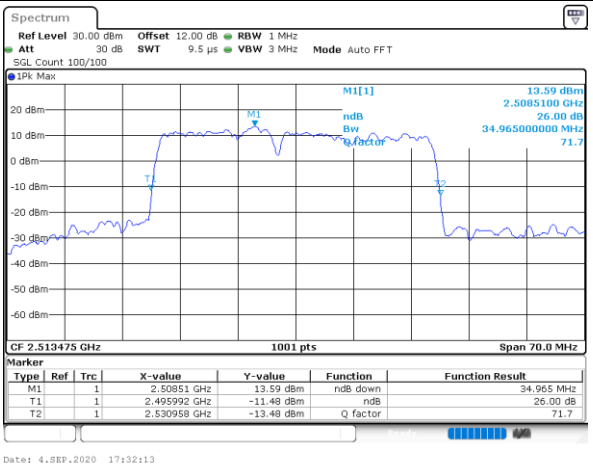

Middle Channel / 15MHz+15MHz

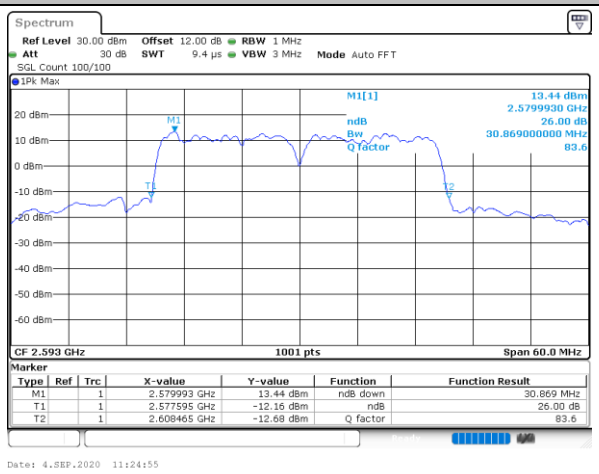

Middle Channel / 15MHz+20MHz

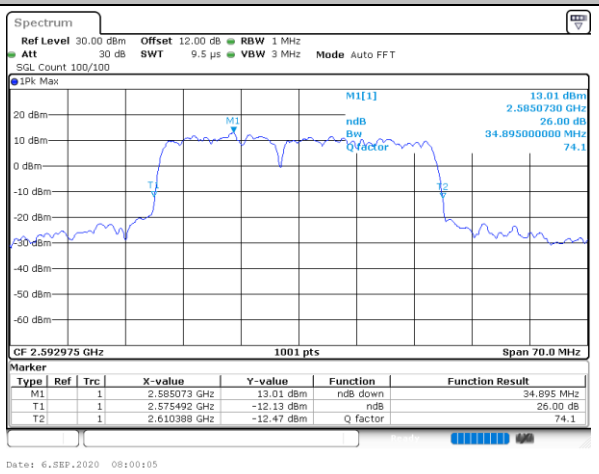

Highest Channel / 15MHz+15MHz

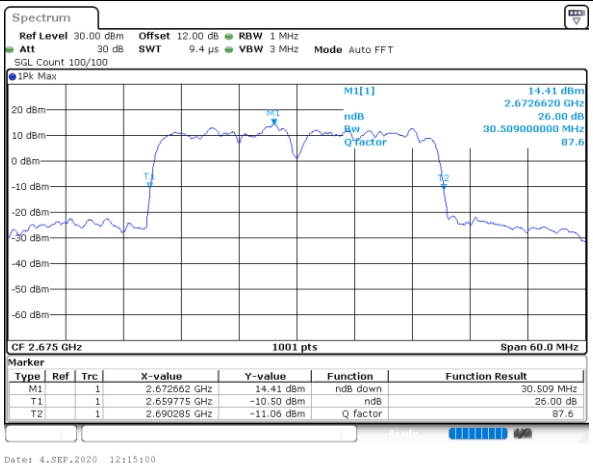

Highest Channel / 15MHz+20MHz

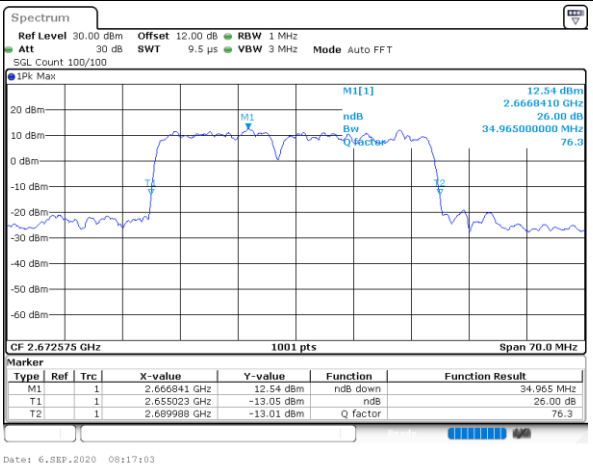

LTE Band 41C

QPSK

Lowest Channel / 20MHz+5MHz

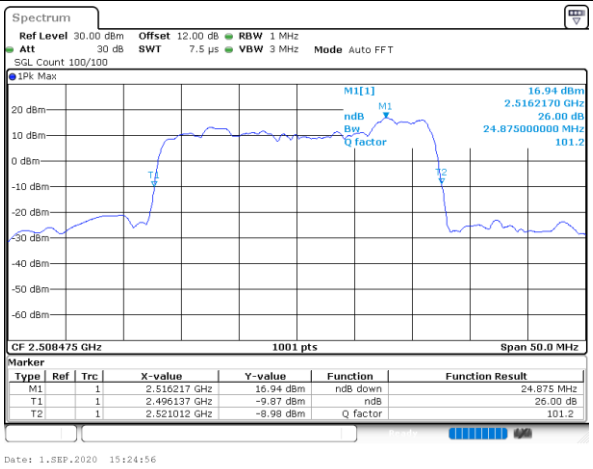

Lowest Channel / 20MHz+10MHz

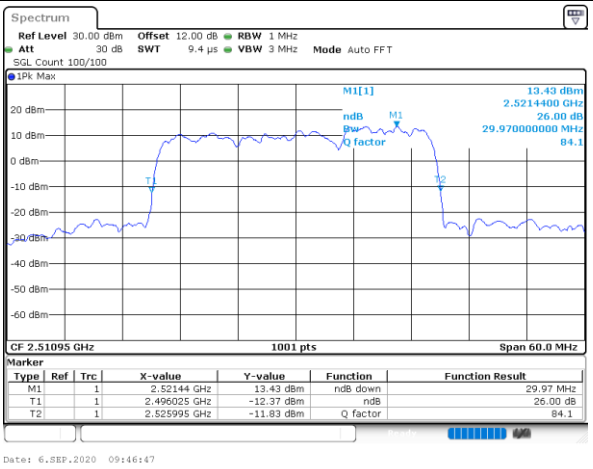

Middle Channel / 20MHz+5MHz

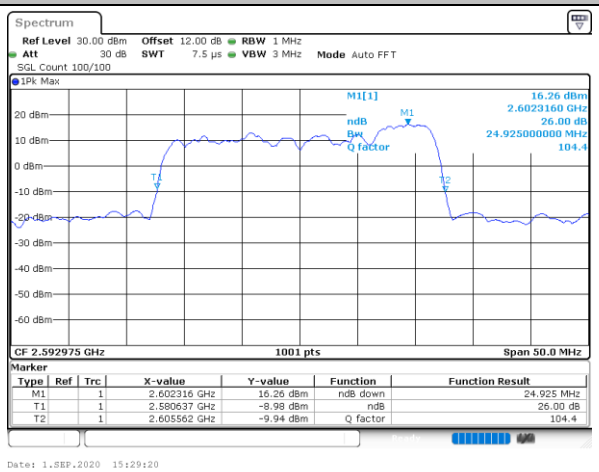

Middle Channel / 20MHz+10MHz

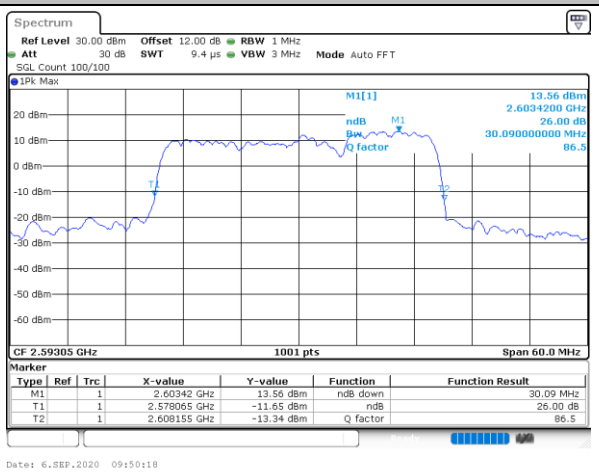

Highest Channel / 20MHz+5MHz

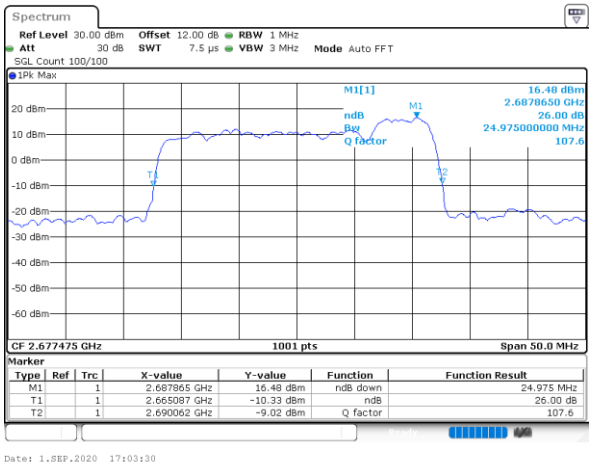

Highest Channel / 20MHz+10MHz

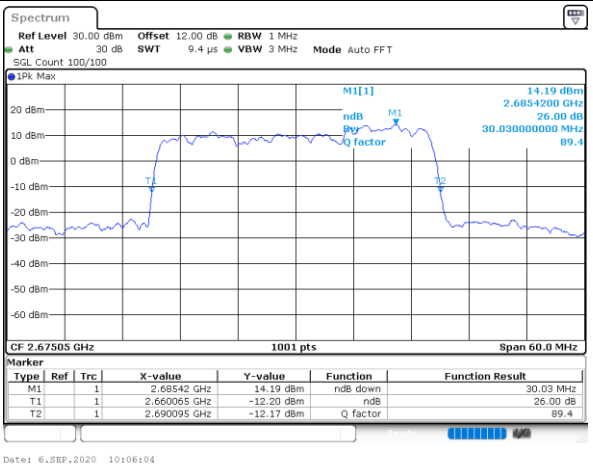

LTE Band 41C

QPSK

Lowest Channel / 20MHz+15MHz

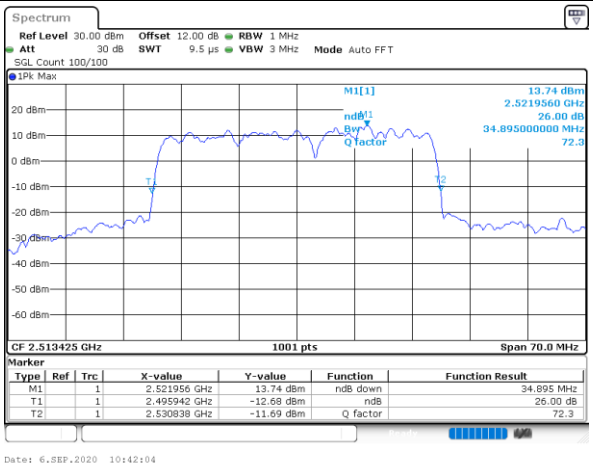

Lowest Channel / 20MHz+20MHz

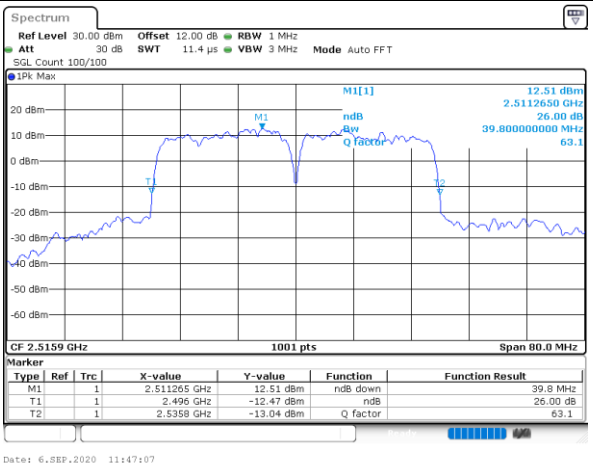

Middle Channel / 20MHz+15MHz

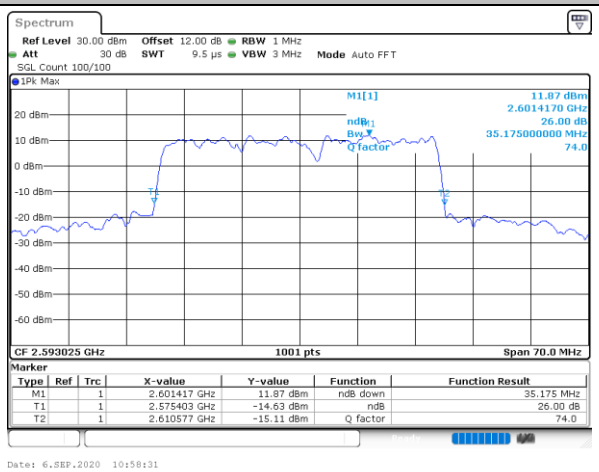

Middle Channel / 20MHz+20MHz

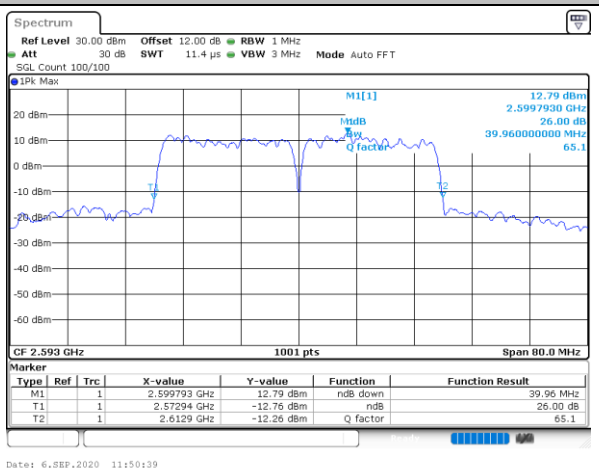

Highest Channel / 20MHz+15MHz

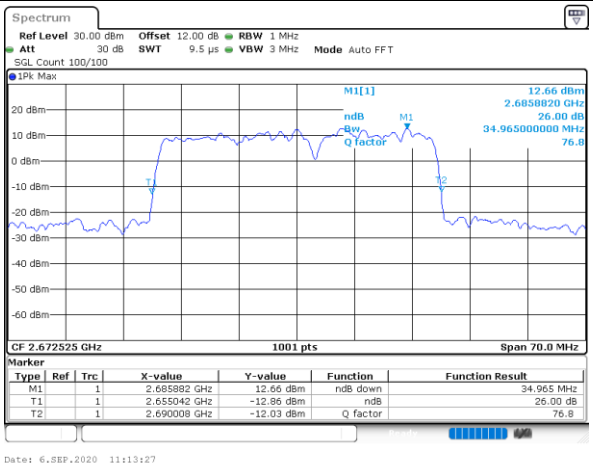

Highest Channel / 20MHz+20MHz

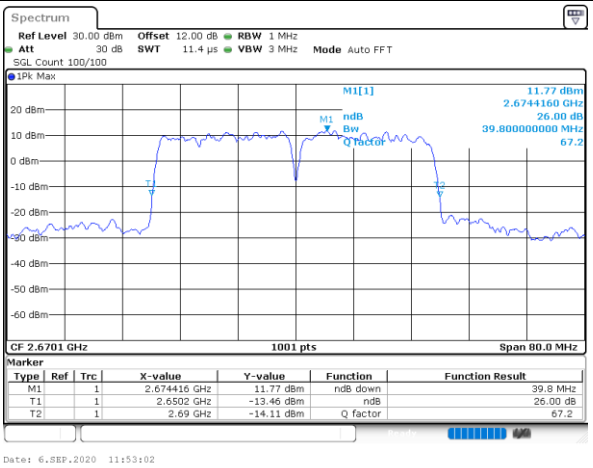

LTE Band 41C

16QAM

Lowest Channel / 5MHz+20MHz

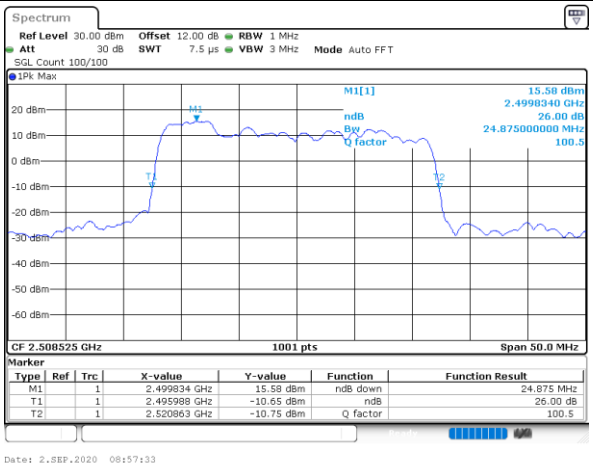

Lowest Channel / 10MHz+15MHz

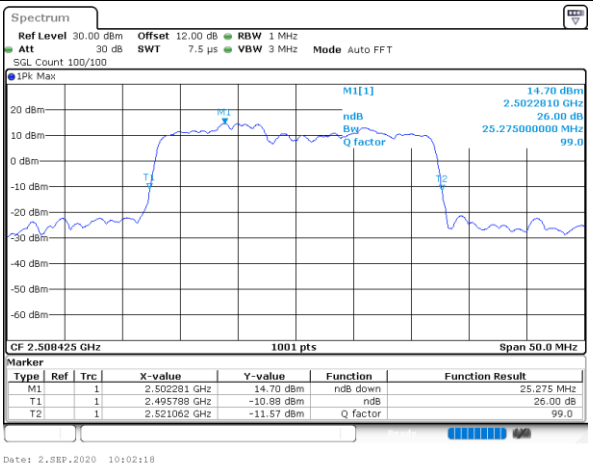

Middle Channel / 5MHz+20MHz

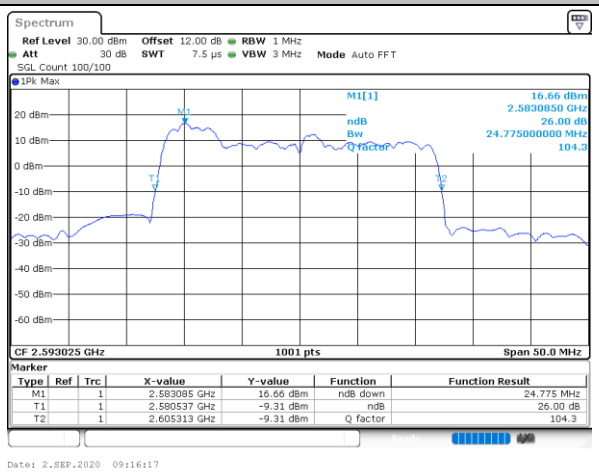

Middle Channel / 10MHz+15MHz

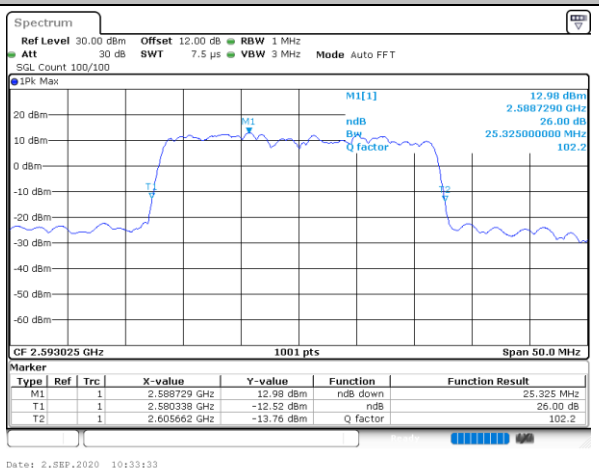

Highest Channel / 5MHz+20MHz

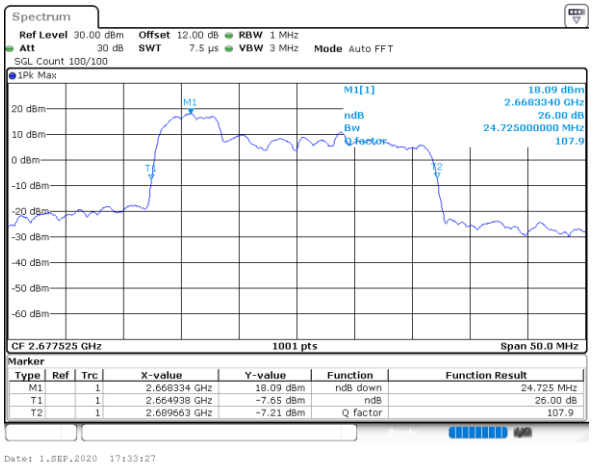

Highest Channel / 10MHz+15MHz

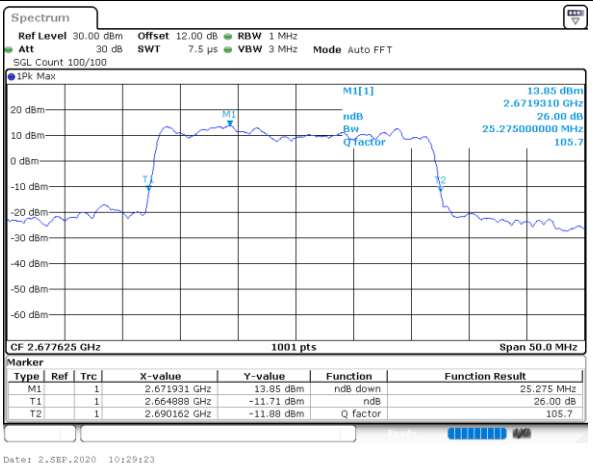

LTE Band 41C

16QAM

Lowest Channel / 10MHz+20MHz

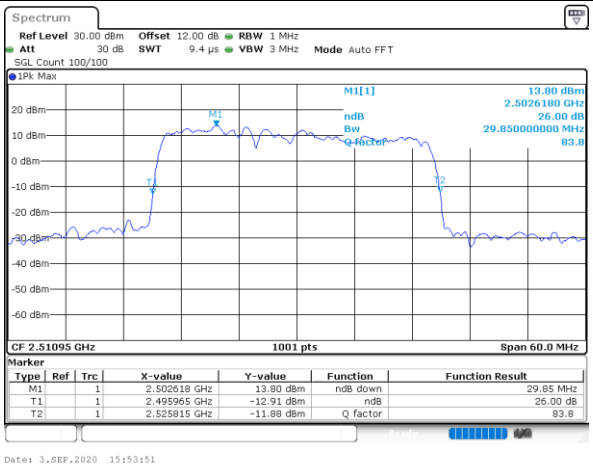

Lowest Channel / 15MHz+10MHz

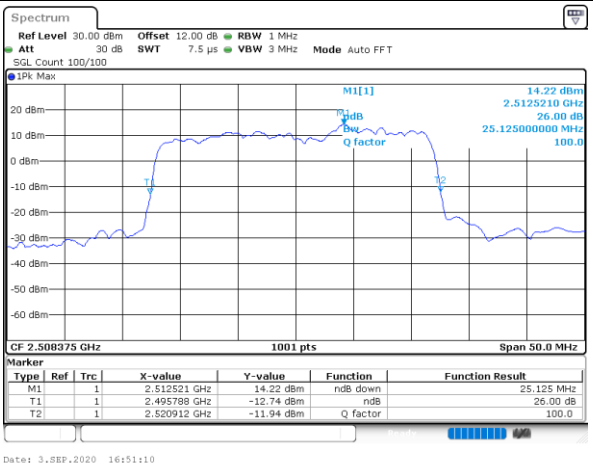

Middle Channel / 10MHz+20MHz

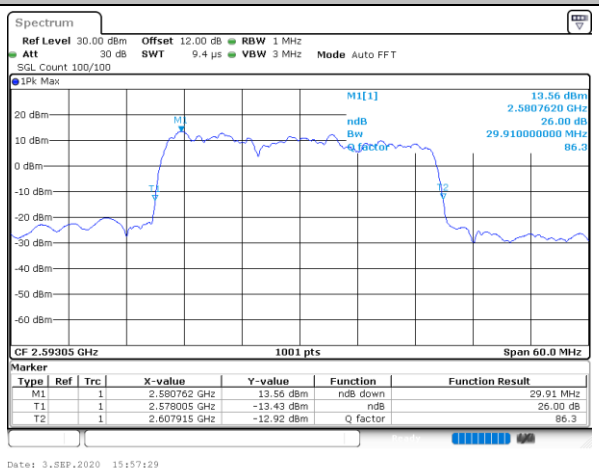

Middle Channel / 15MHz+10MHz

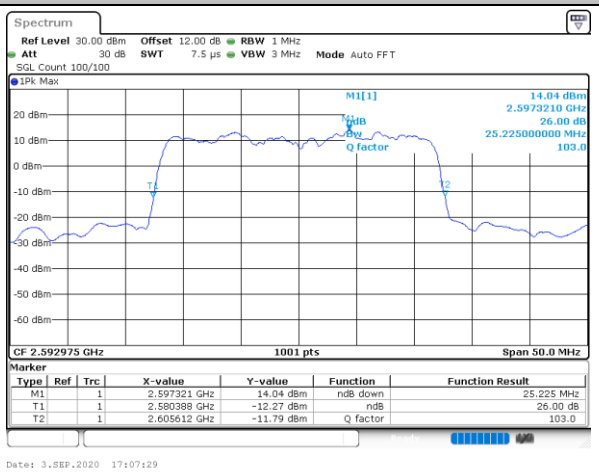

Highest Channel / 10MHz+20MHz

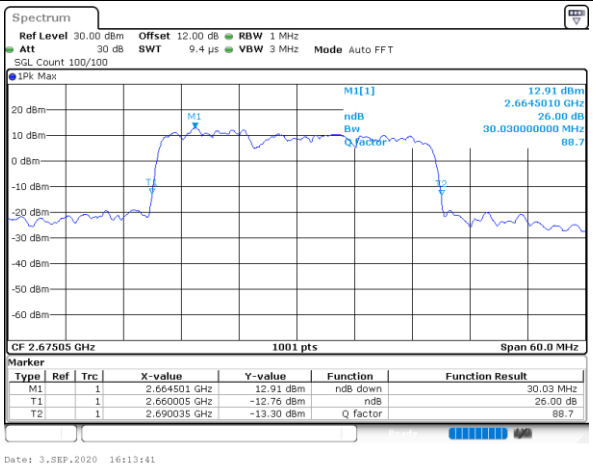

Highest Channel / 15MHz+10MHz

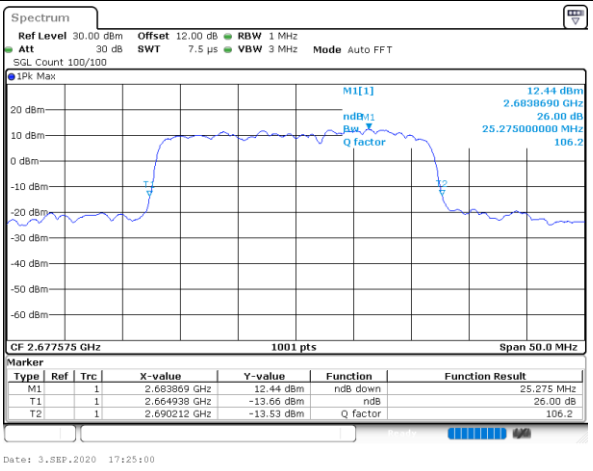

LTE Band 41C

16QAM

Lowest Channel / 15MHz+15MHz

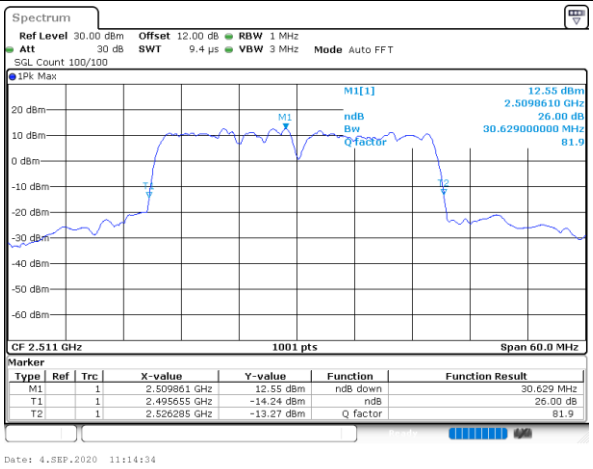

Lowest Channel / 15MHz+20MHz

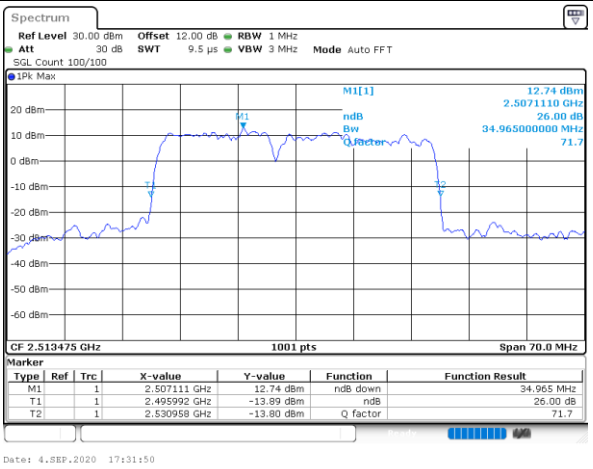

Middle Channel / 15MHz+15MHz

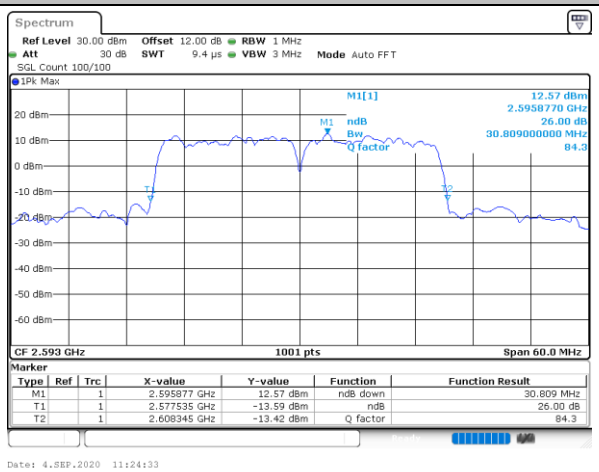

Middle Channel / 15MHz+20MHz

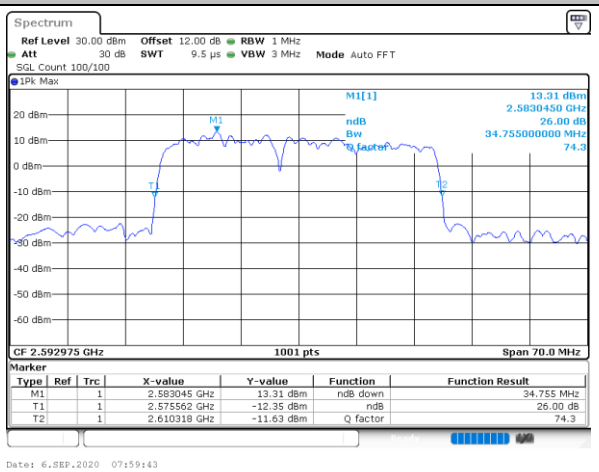

Highest Channel / 15MHz+15MHz

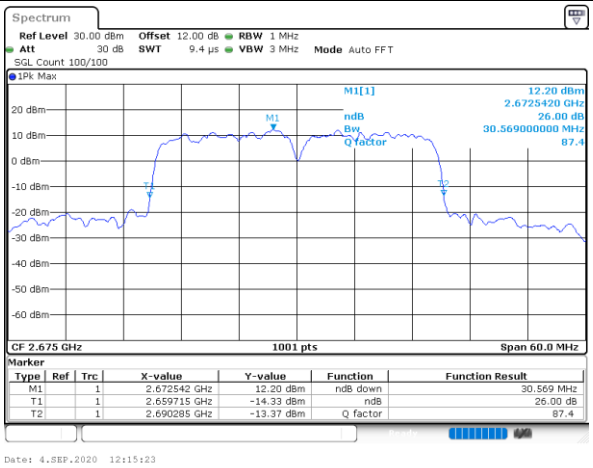

Highest Channel / 15MHz+20MHz

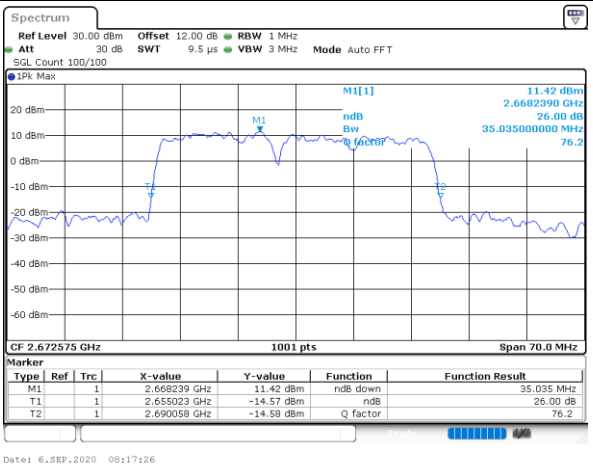

LTE Band 41C

16QAM

Lowest Channel / 20MHz+5MHz

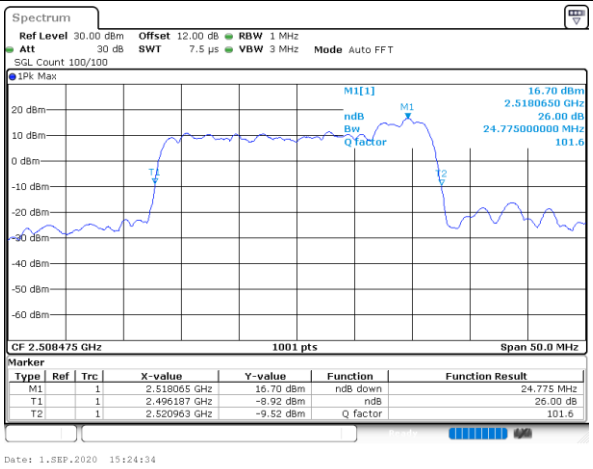

Lowest Channel / 20MHz+10MHz

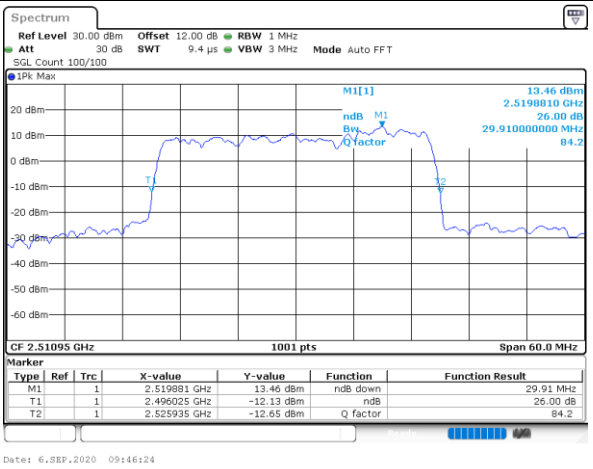

Middle Channel / 20MHz+5MHz

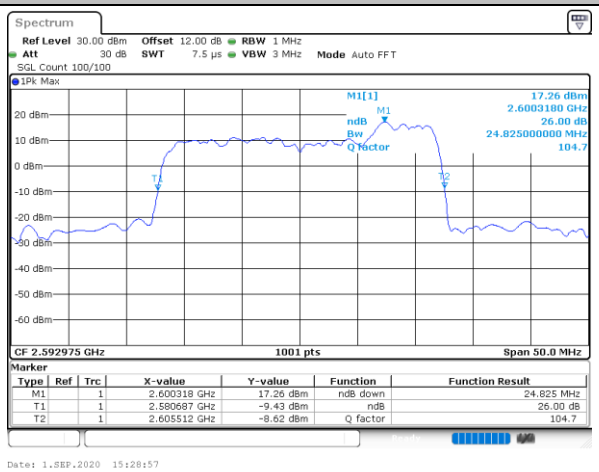

Middle Channel / 20MHz+10MHz

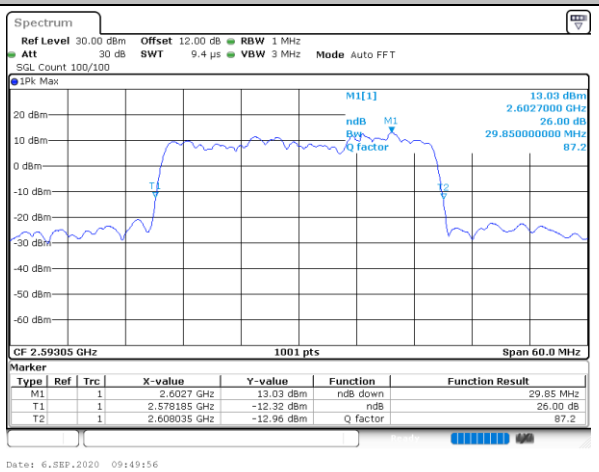

Highest Channel / 20MHz+5MHz

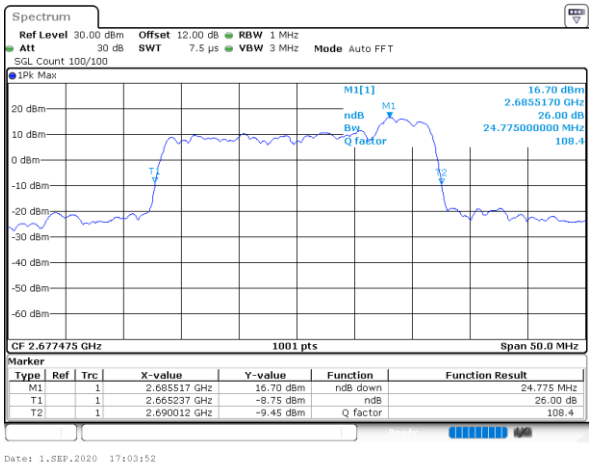

Highest Channel / 20MHz+10MHz

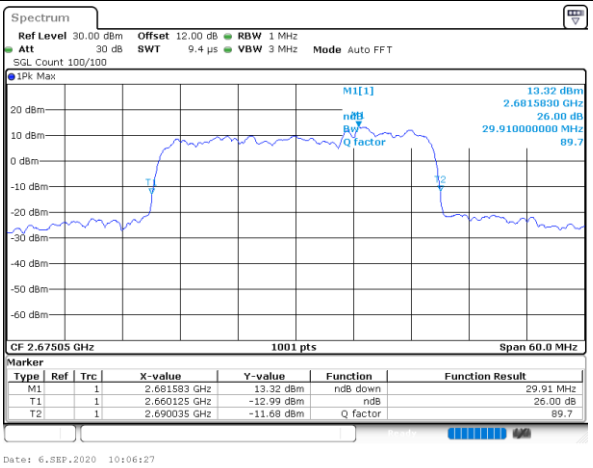

LTE Band 41C

16QAM

Lowest Channel / 20MHz+15MHz

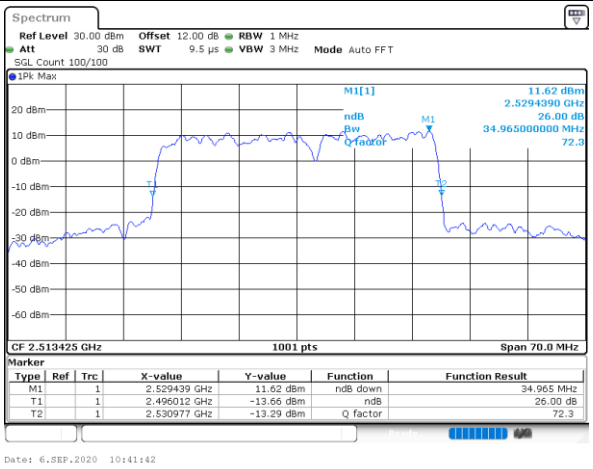

Lowest Channel / 20MHz+20MHz

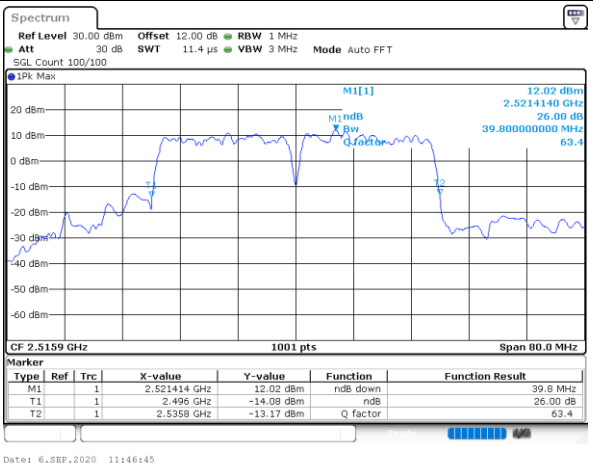

Middle Channel / 20MHz+15MHz

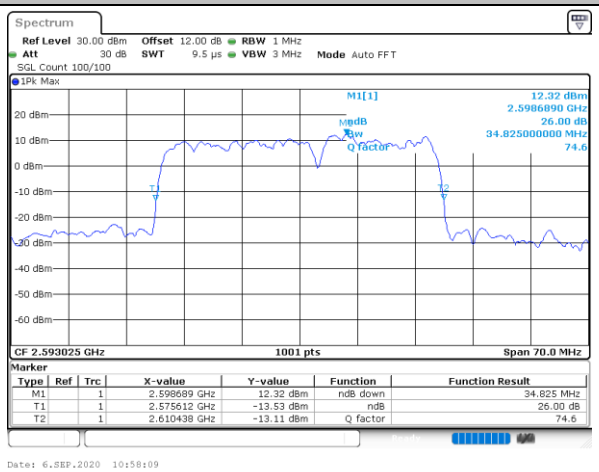

Middle Channel / 20MHz+20MHz

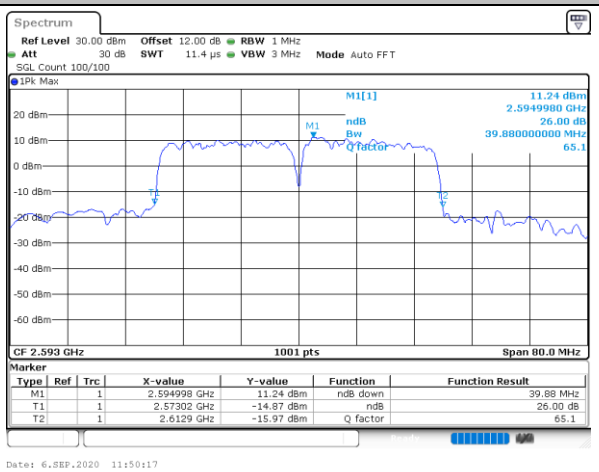

Highest Channel / 20MHz+15MHz

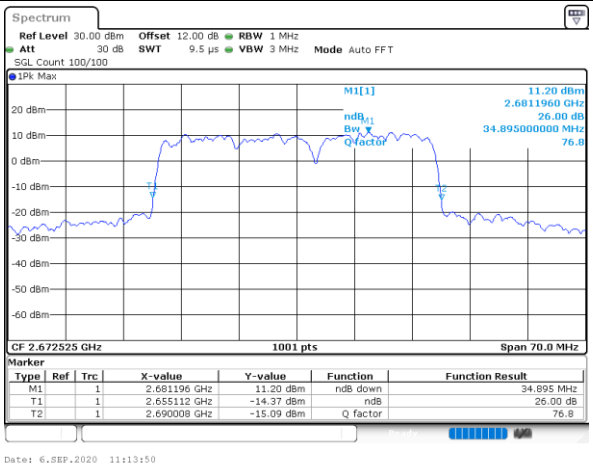

Highest Channel / 20MHz+20MHz

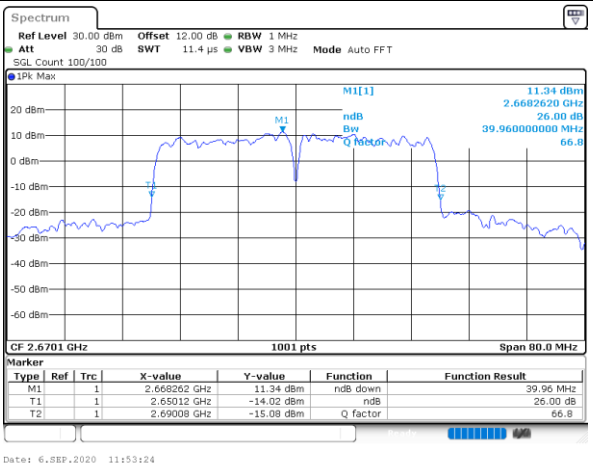

LTE Band 41C

64QAM

Lowest Channel / 5MHz+20MHz

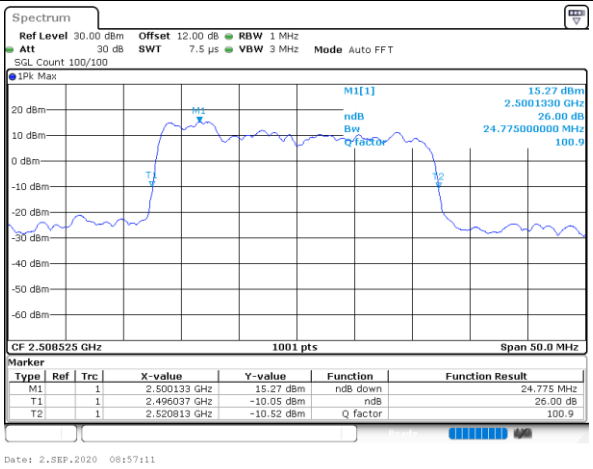

Lowest Channel / 10MHz+15MHz

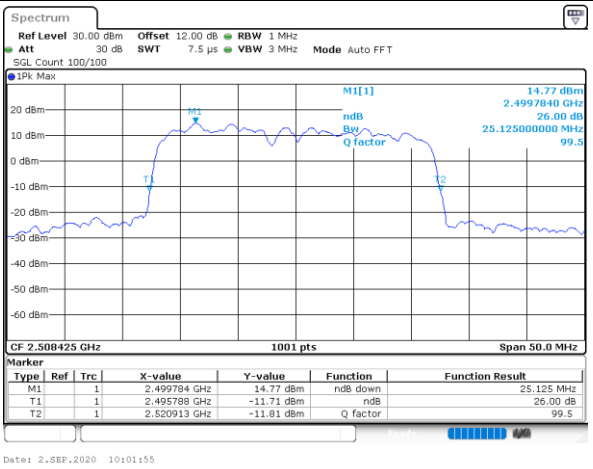

Middle Channel / 5MHz+20MHz

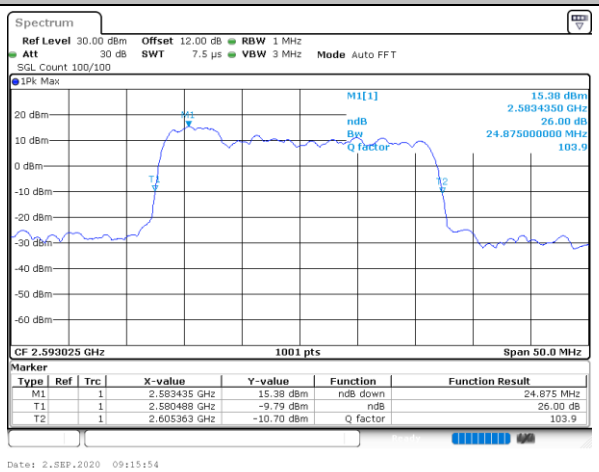

Middle Channel / 10MHz+15MHz

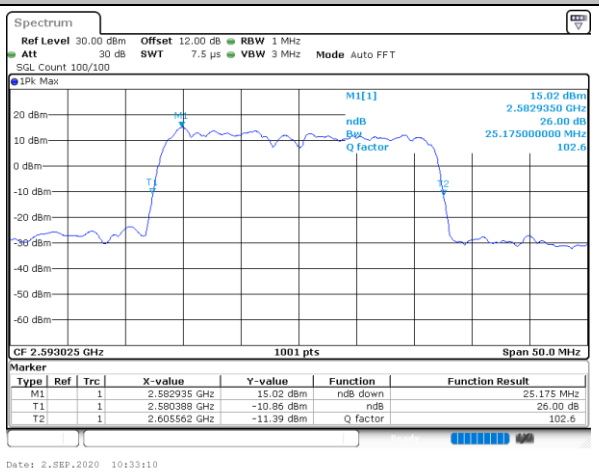

Highest Channel / 5MHz+20MHz

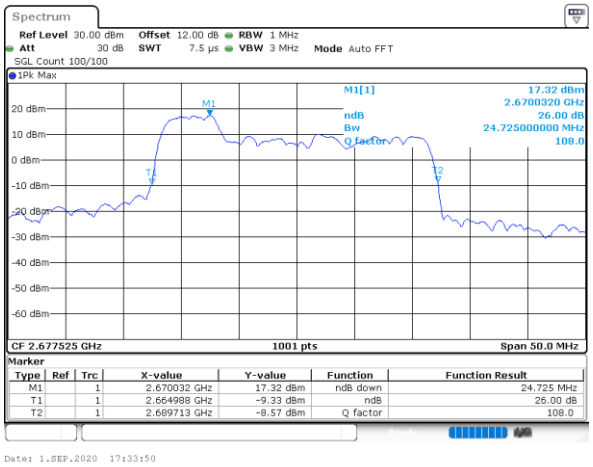

Highest Channel / 10MHz+15MHz

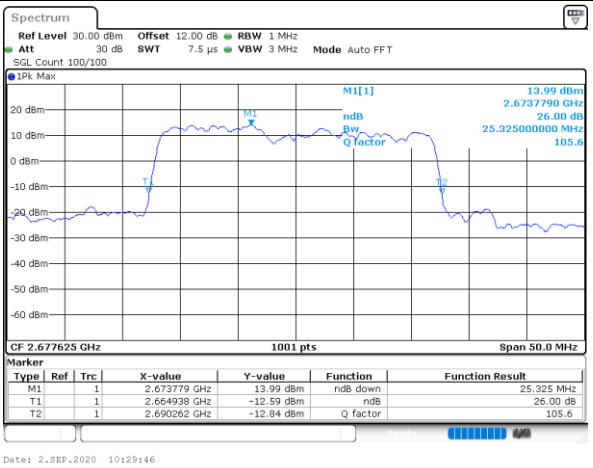

LTE Band 41C

64QAM

Lowest Channel / 10MHz+20MHz

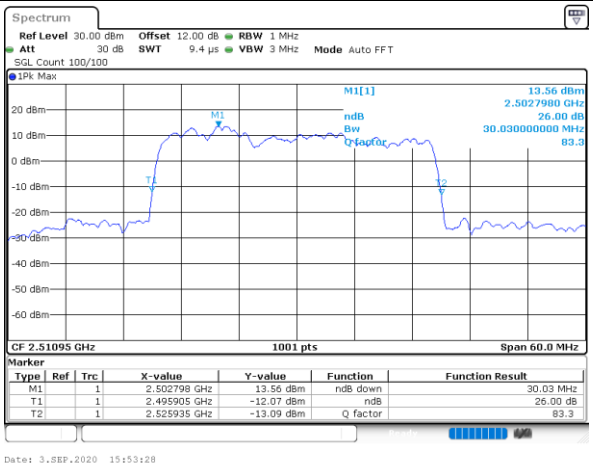

Lowest Channel / 15MHz+10MHz

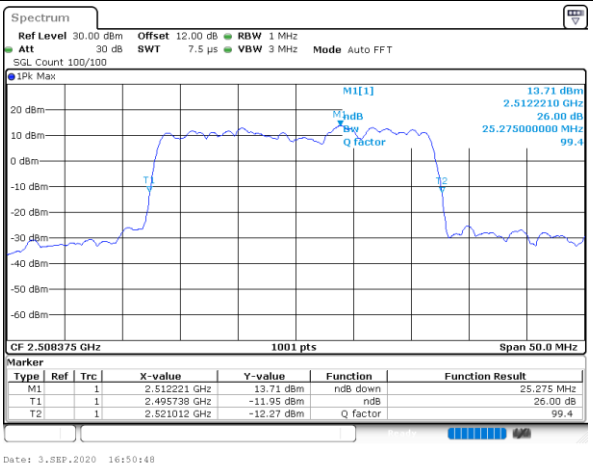

Middle Channel / 10MHz+20MHz

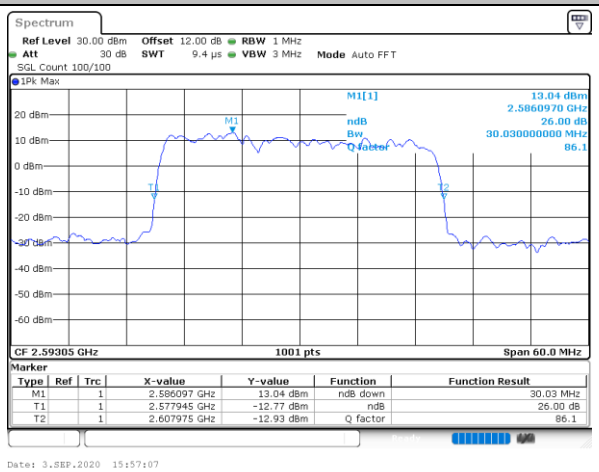

Middle Channel / 15MHz+10MHz

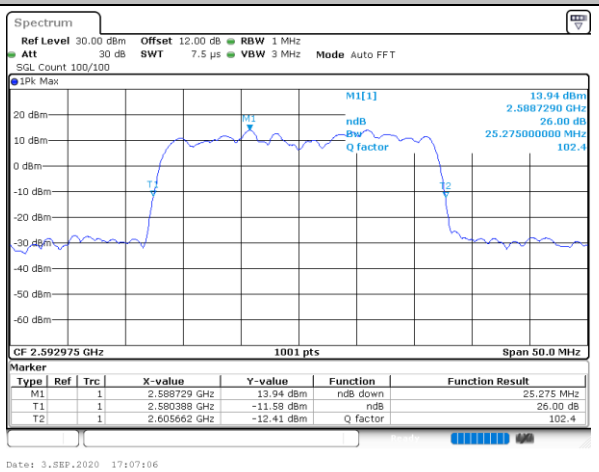

Highest Channel / 10MHz+20MHz

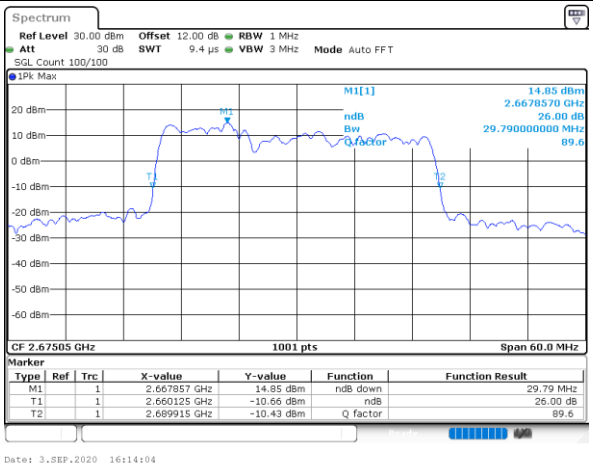

Highest Channel / 15MHz+10MHz

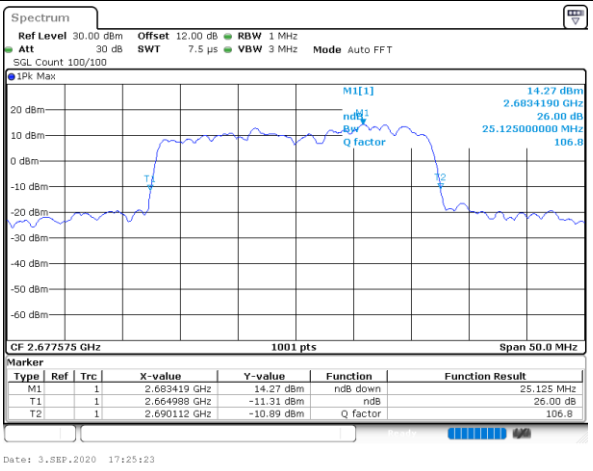

LTE Band 41C

64QAM

Lowest Channel / 15MHz+15MHz

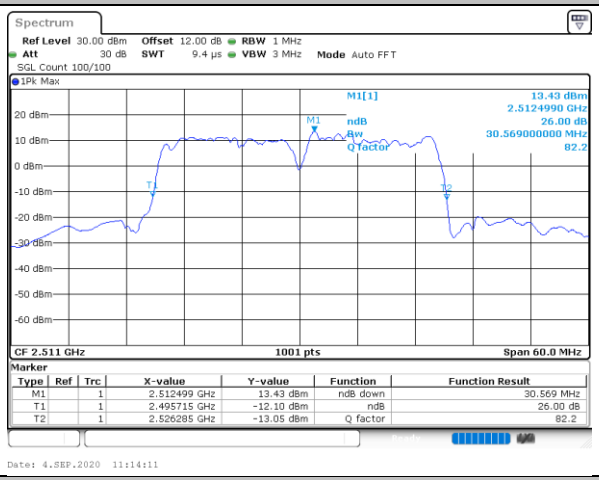

Lowest Channel / 15MHz+20MHz

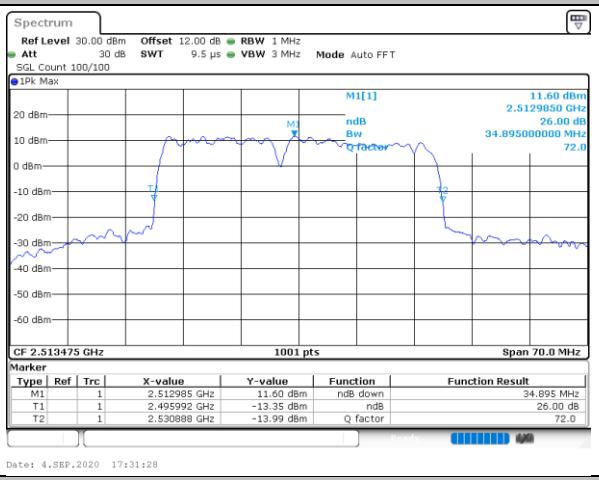

Middle Channel / 15MHz+15MHz

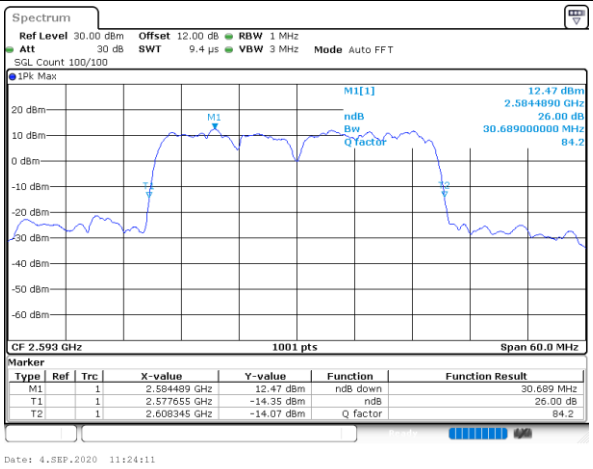

Middle Channel / 15MHz+20MHz

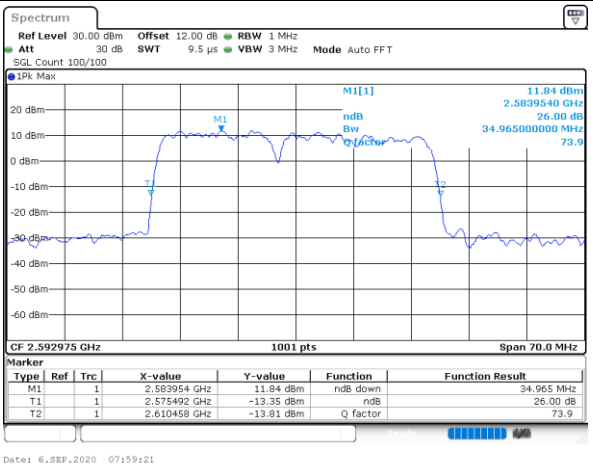

Highest Channel / 15MHz+15MHz

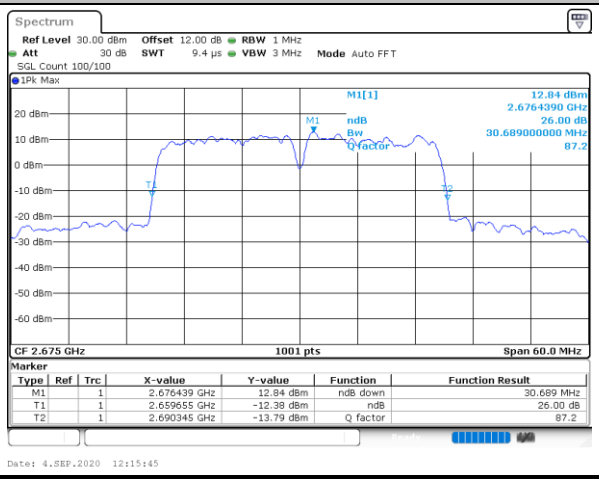

Highest Channel / 15MHz+20MHz

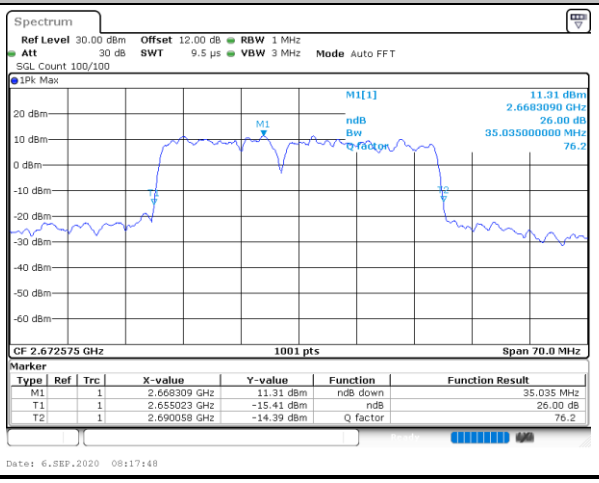

LTE Band 41C

64QAM

Lowest Channel / 20MHz+5MHz

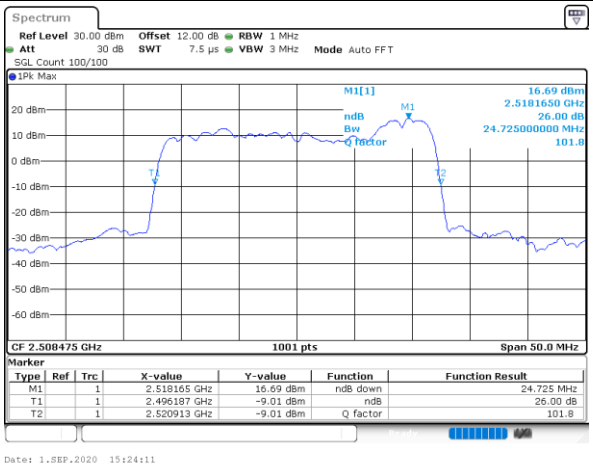

Lowest Channel / 20MHz+10MHz

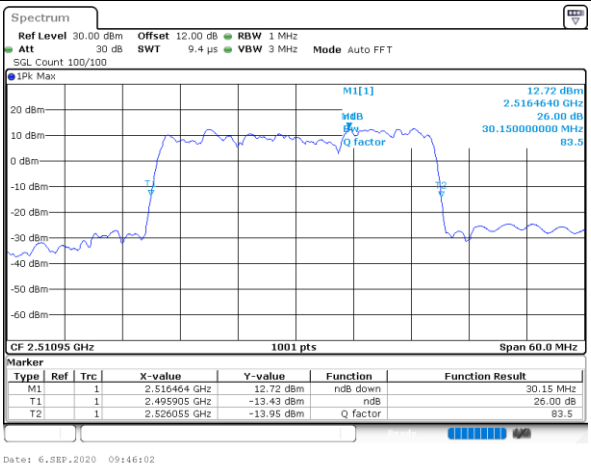

Middle Channel / 20MHz+5MHz

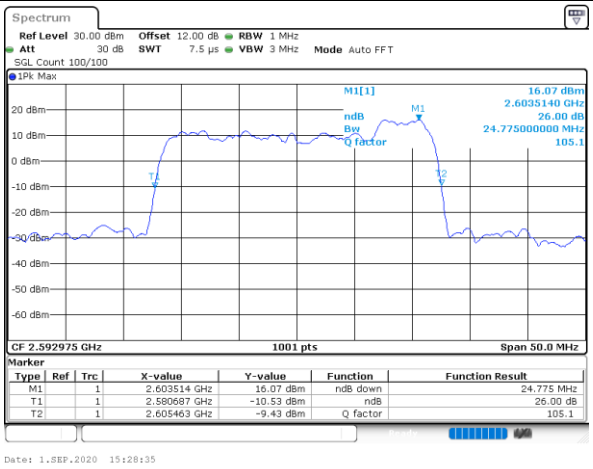

Middle Channel / 20MHz+10MHz

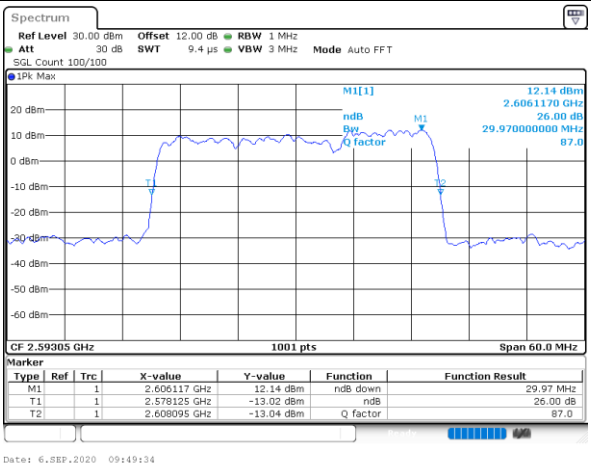

Highest Channel / 20MHz+5MHz

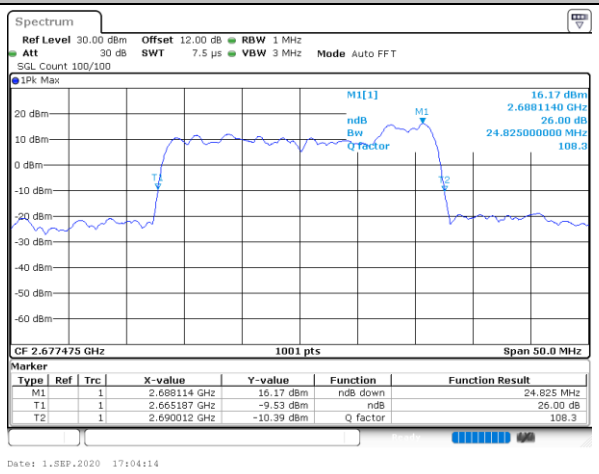
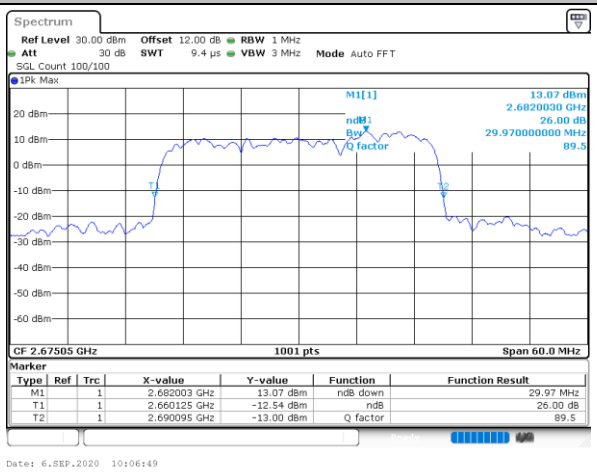
Highest Channel / 20MHz+10MHz