LTE B66 (1700MHz) / Setup Path Loss = 5.4 (TS9)						
Bandwidth	UL Channel	UL Freq. MHz	# RBs	Offset RBs	QPSK	16QAM
5 MHz	131997	1712.5	1	1	21.78	20.95
				12	21.90	21.11
				24	21.89	21.08
			12	1	21.13	20.08
				7	21.15	20.11
				13	20.99	20.02
			25	0	20.96	20.02
	132422	1755.0	1	1	21.27	21.50
				12	21.43	21.54
				24	21.42	21.49
			12	1	21.51	20.49
				7	21.49	20.47
				13	21.26	20.36
			25	0	21.35	20.37
	132646	1777.4	1	1	21.77	21.03
				12	21.77	21.08
				24	21.54	20.81
			12	1	22.21	20.18
				7	22.10	20.14
				13	21.84	19.89
			25	0	21.99	20.04

Bandwidth	UL Channel	UL Freq. MHz	# RBs	Offset RBs	QPSK	16QAM
10 MHz	132033	1716.1	1	1	21.25	20.55
				24	21.62	20.93
				49	21.52	20.87
			25	1	20.86	19.88
				13	20.79	19.78
				25	20.63	19.69
			50	0	20.69	19.80
	132422	1755.0	1	1	22.16	21.27
				24	22.37	21.50
				49	22.27	21.25
			25	1	22.45	20.48
				13	22.32	20.34
				25	22.10	20.16
			50	0	22.26	20.36
	132621	1774.9	1	1	21.95	21.28
				24	22.06	21.44
				49	21.56	21.03
			25	1	21.41	20.52
				13	21.25	20.31
				25	20.88	19.99
			50	0	21.10	20.26

© 2016 RF Exposure Lab, LLC

This report shall not be reproduced except in full without the written approval of RF Exposure Lab, LLC.

LTE B66 (1700MHz) / Setup Path Loss = 5.4 (TS9)						
Bandwidth	UL Channel	UL Freq. MHz	# RBs	Offset RBs	QPSK	16QAM
15 MHz	132047	1717.5	1	1	21.53	20.67
				37	21.62	20.80
				75	21.43	20.75
			37	1	21.03	20.46
				19	21.08	20.59
				38	21.00	20.43
			75	0	20.58	19.60
	132422	1755.0	1	1	22.26	21.59
				37	22.10	21.40
				75	22.13	21.36
			37	1	21.59	20.89
				19	21.41	20.97
				38	21.37	20.92
			75	0	21.09	20.38
	132596	1772.4	1	1	22.50	22.03
				37	21.88	21.40
				75	21.94	21.46
			37	1	21.85	20.99
				19	21.93	22.05
				38	21.46	22.01
			75	0	21.16	20.32

Bandwidth	UL Channel	UL Freq. MHz	# RBs	Offset RBs	QPSK	16QAM
20 MHz	132072	1720.0	1	1	21.05	20.75
				49	21.24	20.97
				99	21.90	21.53
			50	1	20.69	19.83
				24	20.64	19.74
				50	20.81	19.82
			100	0	20.73	19.70
	132422	1755.0	1	1	22.27	21.65
				49	21.95	21.42
				99	22.06	21.46
			50	1	21.42	20.65
				24	21.27	20.41
				50	21.11	20.20
			100	0	21.27	20.31
	132571	1769.9	1	1	22.71	21.81
				49	22.08	21.22
				99	21.66	20.79
			50	1	22.33	20.45
				24	22.47	20.59
				50	22.13	20.27
			100	0	22.22	20.33

© 2016 RF Exposure Lab, LLC

This report shall not be reproduced except in full without the written approval of RF Exposure Lab, LLC.

LTE B2 (1900MHz) / Setup Path Loss = 5.5 (TS9)						
Bandwidth	UL Channel	UL Freq. MHz	# RBs	Offset RBs	QPSK	16QAM
1.4 MHz	18607	1850.7	1	1	22.05	21.41
				3	22.04	21.45
				5	21.94	21.29
			3	1	22.06	21.22
				2	22.07	21.20
				3	22.02	21.14
			6	0	21.01	20.38
	18900	1880.0	1	1	22.11	21.33
				3	22.08	21.26
				5	21.84	21.10
			3	1	22.09	21.08
				2	22.11	20.14
				3	22.04	20.07
			6	0	22.10	19.97
	19193	1909.3	1	1	21.86	21.18
				3	21.82	21.13
				5	21.64	20.96
			3	1	21.86	20.95
				2	21.85	20.96
				3	21.76	20.85
			6	0	20.85	20.10

Bandwidth	UL Channel	UL Freq. MHz	# RBs	Offset RBs	QPSK	16QAM
3 MHz	18615	1851.5	1	1	22.46	21.74
				7	22.44	21.71
				14	22.14	21.44
			7	1	21.56	20.79
				4	21.69	20.86
				8	21.44	20.91
			15	0	21.26	20.44
	18900	1880.0	1	1	22.27	21.58
				7	22.23	21.54
				14	21.94	21.28
			7	1	21.48	20.88
				4	21.43	20.83
				8	21.29	20.71
			15	0	21.25	20.4
	19185	1908.5	1	1	21.97	21.11
				7	21.96	21.12
				14	21.66	20.86
			7	1	21.16	20.68
				4	21.18	20.72
				8	21.02	20.59
			15	0	20.93	20.12

© 2016 RF Exposure Lab, LLC

This report shall not be reproduced except in full without the written approval of RF Exposure Lab, LLC.

LTE B2 (1900MHz) / Setup Path Loss = 5.5 (TS9)						
Bandwidth	UL Channel	UL Freq. MHz	# RBs	Offset RBs	QPSK	16QAM
5 MHz	18625	1852.5	1	1	21.91	21.25
				12	22.03	21.34
				24	21.68	20.98
			12	1	21.31	20.13
				7	21.33	20.32
				13	21.19	20.22
			25	0	21.17	20.19
	18900	1880.0	1	1	22.16	21.51
				12	22.14	21.53
				24	21.74	21.07
			12	1	21.35	20.33
				7	21.38	20.37
				13	21.34	20.28
			25	0	21.25	20.25
	19175	1907.5	1	1	21.87	21.12
				12	21.86	21.09
				24	21.50	20.71
			12	1	21.00	19.98
				7	21.06	19.93
				13	20.83	19.89
			25	0	20.90	19.95

Bandwidth	UL Channel	UL Freq. MHz	# RBs	Offset RBs	QPSK	16QAM
10 MHz	18650	1855.0	1	1	22.06	21.18
				24	21.97	21.17
				49	21.91	21.08
			25	1	21.10	20.10
				13	21.20	20.17
				25	21.19	20.33
			50	0	21.13	20.25
	18900	1880.0	1	1	22.51	21.73
				24	22.16	21.38
				49	21.63	20.89
			25	1	21.32	20.32
				13	21.27	20.25
				25	21.14	20.24
			50	0	21.21	20.32
	19150	1905.0	1	1	22.32	21.36
				24	21.96	21.09
				49	21.43	20.55
			25	1	21.15	20.19
				13	21.05	20.05
				25	20.83	19.92
			50	0	20.96	20.06

© 2016 RF Exposure Lab, LLC

This report shall not be reproduced except in full without the written approval of RF Exposure Lab, LLC.

LTE B2 (1900MHz) / Setup Path Loss = 5.5 (TS9)						
Bandwidth	UL Channel	UL Freq. MHz	# RBs	Offset RBs	QPSK	16QAM
15 MHz	18675	1857.5	1	1	22.11	21.57
				37	21.77	21.25
				75	21.86	21.42
			37	1	21.46	20.98
				19	21.15	20.73
				38	21.36	20.81
			75	0	21.07	20.17
	18900	1880.0	1	1	22.78	22.02
				37	21.97	21.46
				75	22.43	21.97
			37	1	21.85	21.16
				19	21.26	20.73
				38	21.68	20.95
			75	0	21.07	20.22
	19125	1902.5	1	1	22.64	22.09
				37	21.82	21.17
				75	22.15	21.84
			37	1	21.93	21.29
				19	21.04	20.88
				38	21.63	21.03
			75	0	21.04	20.14

Bandwidth	UL Channel	UL Freq. MHz	# RBs	Offset RBs	QPSK	16QAM
20 MHz	18700	1860.0	1	1	22.23	21.46
				49	21.99	21.26
				99	23.04	22.17
			50	1	21.05	20.23
				24	21.38	20.50
				50	21.60	20.74
			100	0	21.33	20.41
	18900	1880.0	1	1	23.15	22.21
				49	22.12	21.18
				99	21.96	21.04
			50	1	22.25	20.49
				24	22.19	20.28
				50	22.09	20.20
			100	0	22.16	20.31
	19100	1900.0	1	1	22.10	21.41
				49	22.06	21.35
				99	21.35	20.65
			50	1	21.13	20.25
				24	21.21	20.28
				50	20.96	20.17
			100	0	20.96	20.10

© 2016 RF Exposure Lab, LLC

This report shall not be reproduced except in full without the written approval of RF Exposure Lab, LLC.

LTE B7 (2600MHz) / Setup Path Loss = 6.2 (Murata)						
Bandwidth	UL Channel	UL Freq. MHz	# RBs	Offset RBs	QPSK	16QAM
5 MHz	20775	2502.5	1	1	22.79	22.12
				12	22.87	22.17
				24	22.74	21.99
			12	1	21.88	20.92
				7	21.93	20.98
				13	21.80	20.84
			25	0	21.91	20.93
	21100	2535.0	1	1	22.96	22.31
				12	22.97	22.31
				24	22.95	22.19
			12	1	22.08	21.12
				7	22.12	21.16
				13	22.10	21.13
			25	0	22.08	21.12
	21425	2567.5	1	1	22.13	21.36
				12	21.94	21.20
				24	21.56	20.80
			12	1	22.10	21.14
				7	22.01	21.08
				13	21.84	20.89
			25	0	21.97	21.02

Bandwidth	UL Channel	UL Freq. MHz	# RBs	Offset RBs	QPSK	16QAM
10 MHz	20800	2505.0	1	1	23.00	22.29
				24	22.89	22.16
				49	22.36	21.68
			25	1	22.02	21.04
				13	21.97	20.97
				25	22.01	21.04
			50	0	21.98	20.97
	21100	2535.0	1	1	23.21	22.49
				24	23.03	23.39
				49	22.91	22.30
			25	1	22.24	21.25
				13	22.16	21.17
				25	22.18	21.18
			50	0	22.13	21.16
	21400	2565.0	1	1	22.55	21.80
				24	22.19	21.47
				49	21.36	20.00
			25	1	22.42	21.38
				13	22.22	21.28
				25	21.88	20.93
			50	0	22.13	21.19

© 2016 RF Exposure Lab, LLC

This report shall not be reproduced except in full without the written approval of RF Exposure Lab, LLC.

LTE B7 (2600MHz) / Setup Path Loss = 6.2 (Murata)						
Bandwidth	UL Channel	UL Freq. MHz	# RBs	Offset RBs	QPSK	16QAM
15 MHz	20825	2507.5	1	1	23.20	22.43
				37	22.85	22.19
				75	22.92	22.31
			37	1	22.30	21.73
				19	22.13	21.61
				38	22.26	21.77
			75	0	22.07	21.03
	21100	2535.0	1	1	23.35	22.59
				37	23.23	22.25
				75	23.15	22.16
			37	1	22.42	21.87
				19	22.36	21.75
				38	22.03	21.79
			75	0	22.20	21.17
	21424	2562.5	1	1	23.14	22.63
				37	22.87	22.28
				75	23.04	22.46
			37	1	22.58	22.04
				19	22.37	21.85
				38	22.31	21.79
			75	0	22.01	21.54

Bandwidth	UL Channel	UL Freq. MHz	# RBs	Offset RBs	QPSK	16QAM
20 MHz	20850	2510.0	1	1	23.37	22.54
				49	22.95	22.19
				99	22.99	22.19
			50	1	22.10	21.13
				24	22.13	21.18
				50	22.09	21.09
			100	0	22.16	21.15
	21100	2535.0	1	1	23.43	22.78
				49	23.00	22.35
				99	23.10	22.45
			50	1	22.29	21.35
				24	22.17	21.21
				50	22.27	21.28
			100	0	22.24	21.23
	21349	2560.0	1	1	23.44	22.76
				49	23.03	22.39
				99	23.13	22.52
			50	1	22.29	21.35
				24	22.18	21.21
				50	22.27	21.27
			100	0	22.23	21.26

© 2016 RF Exposure Lab, LLC

This report shall not be reproduced except in full without the written approval of RF Exposure Lab, LLC.

LTE B12 (750MHz) / Setup Path Loss = 4.7 (TS9)						
Bandwidth	UL Channel	UL Freq. MHz	# RBs	Offset RBs	QPSK	16QAM
1.4 MHz	23017	699.7	1	1	22.27	21.75
				3	22.39	21.83
				5	22.27	21.73
			3	1	22.38	21.60
				2	22.40	21.61
				3	22.34	21.53
			6	0	21.33	20.54
	23095	707.5	1	1	21.59	21.70
				3	21.63	21.78
				5	21.43	21.59
			3	1	21.66	21.56
				2	21.65	21.55
				3	21.62	21.52
			6	0	21.46	20.62
	23172	715.3	1	1	21.23	21.15
				3	21.17	21.13
				5	20.90	20.85
			3	1	21.21	20.92
				2	21.19	20.89
				3	21.02	20.70
			6	0	20.67	19.94

Bandwidth	UL Channel	UL Freq. MHz	# RBs	Offset RBs	QPSK	16QAM
3 MHz	23025	700.5	1	1	21.66	21.87
				7	21.75	22.08
				14	21.87	21.96
			7	1	21.53	21.42
				4	21.59	21.46
				8	21.46	21.35
			15	0	21.62	20.81
	23095	707.5	1	1	22.55	21.79
				7	22.61	21.86
				14	22.57	21.77
			7	1	22.12	22.06
				4	22.19	22.14
				8	22.04	22.01
			15	0	21.59	20.77
	23164	714.5	1	1	21.69	21.68
				7	21.35	21.43
				14	21.07	21.13
			7	1	21.35	21.06
				4	21.42	21.11
				8	21.21	20.98
			15	0	21.03	20.24

© 2016 RF Exposure Lab, LLC

This report shall not be reproduced except in full without the written approval of RF Exposure Lab, LLC.

LTE B12 (750MHz) / Setup Path Loss = 4.7 (TS9)						
Bandwidth	UL Channel	UL Freq. MHz	# RBs	Offset RBs	QPSK	16QAM
5 MHz	23035	701.5	1	1	22.33	21.59
				12	22.56	21.83
				24	22.43	21.68
			12	1	21.69	20.64
				7	21.71	20.79
				13	21.76	20.81
			25	0	21.69	20.76
	23095	707.5	1	1	21.74	21.74
				12	21.61	21.73
				24	21.59	21.67
			12	1	21.51	20.51
				7	21.56	20.67
				13	21.68	20.72
			25	0	21.55	20.66
	23154	713.5	1	1	22.76	22.11
				12	22.16	21.74
				24	21.75	21.21
			12	1	21.69	20.77
				7	21.32	20.45
				13	20.90	20.03
			25	0	21.32	20.47

Bandwidth	UL Channel	UL Freq. MHz	# RBs	Offset RBs	QPSK	16QAM
10 MHz	23060	704.0	1	1	21.89	22.00
				24	21.72	21.90
				49	21.09	21.38
			25	1	21.69	20.00
				13	21.78	20.81
				25	21.58	20.65
			50	0	21.59	20.73
	23095	707.5	1	1	22.74	22.06
				24	22.48	21.77
				49	22.69	21.95
			25	1	21.45	20.53
				13	21.62	20.65
				25	21.72	20.87
			50	0	21.65	20.70
	23129	711.0	1	1	21.95	21.93
				24	21.66	21.83
				49	20.93	21.06
			25	1	21.97	21.04
				13	21.89	20.98
				25	21.27	20.40
			50	0	21.52	20.79

© 2016 RF Exposure Lab, LLC

This report shall not be reproduced except in full without the written approval of RF Exposure Lab, LLC.

LTE B17 (750MHz) / Setup Path Loss = 4.7 (TS9)						
Bandwidth	UL Channel	UL Freq. MHz	# RBs	Offset RBs	QPSK	16QAM
5 MHz	23035	701.5	1	1	22.33	21.59
				12	22.56	21.83
				24	22.43	21.68
			12	1	21.69	20.64
				7	21.71	20.79
				13	21.76	20.81
			25	0	21.69	20.76
	23095	707.5	1	1	21.74	21.74
				12	21.61	21.73
				24	21.59	21.67
			12	1	21.51	20.51
				7	21.56	20.67
				13	21.68	20.72
			25	0	21.55	20.66
	23154	713.5	1	1	22.76	22.11
				12	22.16	21.74
				24	21.75	21.21
			12	1	21.69	20.77
				7	21.32	20.45
				13	20.90	20.03
			25	0	21.32	20.47

Bandwidth	UL Channel	UL Freq. MHz	# RBs	Offset RBs	QPSK	16QAM
10 MHz	23060	704.0	1	1	21.89	22.00
				24	21.72	21.90
				49	21.09	21.38
			25	1	21.69	20.00
				13	21.78	20.81
				25	21.58	20.65
			50	0	21.59	20.73
	23095	707.5	1	1	22.74	22.06
				24	22.48	21.77
				49	22.69	21.95
			25	1	21.45	20.53
				13	21.62	20.65
				25	21.72	20.87
			50	0	21.65	20.70
	23129	711.0	1	1	21.95	21.93
				24	21.66	21.83
				49	20.93	21.06
			25	1	21.97	21.04
				13	21.89	20.98
				25	21.27	20.40
			50	0	21.52	20.79

© 2016 RF Exposure Lab, LLC

This report shall not be reproduced except in full without the written approval of RF Exposure Lab, LLC.

Table 10.5.2 Test Reduction Table – LTE

Band/ Frequency (MHz)	Side	Required Test Channel	Bandwidth	Modulation	RB Allocation	RB Offset	Tested/ Reduced
Band 2 1850-1910 MHz	A	18700	20 MHz	QPSK	50	0	Tested
		18900					Tested
		19100					Tested
		18700			100	0	Reduced[1]
		18900					Reduced[1]
		19100					Reduced[1]
		18700			1	49	Tested
		18900					Tested
		19100					Tested
		18700				99	Reduced[2]
		18900					Reduced[2]
		19100					Reduced[2]
		18700		16QAM	50	25	Reduced[3]
		18900					Reduced[3]
		19100					Reduced[3]
		18700			100	0	Reduced[1]
		18900					Reduced[1]
		19100					Reduced[1]
		18700			1	49	Reduced[4]
		18900					Reduced[4]
		19100					Reduced[4]
		18700				99	Reduced[4]
		18900					Reduced[4]
		19100					Reduced[4]
		All lower bandwidths (15 MHz, 10 MHz, 5 MHz, 3 MHz, 1.4 MHz)					Reduced[5]
	B	18700	20 MHz	QPSK	50	25	Reduced[6]
		18900					Tested
		19100					Reduced[6]
		18700			100	0	Reduced[1]
		18900					Reduced[1]
		19100					Reduced[1]
		18700			1	49	Reduced[2]
		18900					Tested
		19100					Reduced[2]
		18700				99	Reduced[2]
		18900					Reduced[2]
		19100					Reduced[2]
		18700		16QAM	50	25	Reduced[3]
		18900					Reduced[3]
		19100					Reduced[3]
		18700			100	0	Reduced[1]
		18900					Reduced[1]
		19100					Reduced[1]
		18700			1	49	Reduced[4]
		18900					Reduced[4]
		19100					Reduced[4]
		18700				99	Reduced[4]
		18900					Reduced[4]
		19100					Reduced[4]
		All lower bandwidths (15 MHz, 10 MHz, 5 MHz, 3 MHz, 1.4 MHz)					Reduced[5]

Reduced[1] – If the SAR value in the 50% RB testing is less than 1.45 W/kg, the 100% RB testing is reduced per KDB941225 D05 3) A) I) page 4.

Reduced[2] - If the SAR value in the 1 RB testing is less than 1.45 W/kg, the remaining channels are reduced per KDB941225 D05 3) B) I) page 4.

Reduced[3] - If the SAR value in the 50% RB testing is less than 1.45 W/kg, the remaining channels are reduced per KDB941225 D05 4) A) I) page 4.

Reduced[4]- If the SAR value in the 1 RB testing is less than 1.45 W/kg, the remaining channels are reduced per KDB941225 D05 4) B) I) page 5.

Reduced[5]- If the conducted power is within ±0.5 dB, all testing where the SAR value is less than 1.45 W/kg is reduced per KDB941225 D05 5) B) I) page 5.

Reduced[6]- If the SAR value measured on the middle channel is less than 0.8 W/kg and the conducted power is within ±0.5 dB, the remaining channels are reduced per KDB941225 D05 page 4 footnote 2.

This report shall not be reproduced except in full without the written approval of RF Exposure Lab, LLC.

Band/ Frequency (MHz)	Side	Required Test Channel	Bandwidth	Modulation	RB Allocation	RB Offset	Tested/ Reduced
Band 2 1850-1910 MHz	C	18700	20 MHz	QPSK	50	25	Reduced[6]
		18900					Tested
		19100					Reduced[6]
		18700			100	0	Reduced[1]
		18900					Reduced[1]
		19100					Reduced[1]
		18700			1	49	Reduced[6]
		18900					Tested
		19100					Reduced[6]
		18700				99	Reduced[2]
		18900					Reduced[2]
		19100					Reduced[2]
		18700		16QAM	50	25	Reduced[3]
		18900					Reduced[3]
		19100					Reduced[3]
		18700			100	0	Reduced[1]
		18900					Reduced[1]
		19100					Reduced[1]
		18700			1	49	Reduced[4]
		18900					Reduced[4]
		19100					Reduced[4]
		18700				99	Reduced[4]
		18900					Reduced[4]
		19100					Reduced[4]
		All lower bandwidths (15 MHz, 10 MHz, 5 MHz, 3 MHz, 1.4 MHz)					Reduced[5]
	D	18700	20 MHz	QPSK	50	25	Reduced[6]
		18900					Tested
		19100					Reduced[6]
		18700			100	0	Reduced[1]
		18900					Reduced[1]
		19100					Reduced[1]
		18700			1	49	Reduced[6]
		18900					Tested
		19100					Reduced[6]
		18700				99	Reduced[2]
		18900					Reduced[2]
		19100					Reduced[2]
		18700		16QAM	50	25	Reduced[3]
		18900					Reduced[3]
		19100					Reduced[3]
		18700			100	0	Reduced[1]
		18900					Reduced[1]
		19100					Reduced[1]
		18700			1	49	Reduced[4]
		18900					Reduced[4]
		19100					Reduced[4]
		18700				99	Reduced[4]
		18900					Reduced[4]
		19100					Reduced[4]
		All lower bandwidths (15 MHz, 10 MHz, 5 MHz, 3 MHz, 1.4 MHz)					Reduced[5]

Reduced[1] – If the SAR value in the 50% RB testing is less than 1.45 W/kg, the 100% RB testing is reduced per KDB941225 D05 3) A) I) page 4.

Reduced[2] - If the SAR value in the 1 RB testing is less than 1.45 W/kg, the remaining channels are reduced per KDB941225 D05 3) B) I) page 4.

Reduced[3] - If the SAR value in the 50% RB testing is less than 1.45 W/kg, the remaining channels are reduced per KDB941225 D05 4) A) I) page 4.

Reduced[4]- If the SAR value in the 1 RB testing is less than 1.45 W/kg, the remaining channels are reduced per KDB941225 D05 4) B) I) page 5.

Reduced[5]- If the conducted power is within ±0.5 dB, all testing where the SAR value is less than 1.45 W/kg is reduced per KDB941225 D05 5) B) I) page 5.

Reduced[6]- If the SAR value measured on the middle channel is less than 0.8 W/kg and the conducted power is within ±0.5 dB, the remaining channels are reduced per KDB941225 D05 page 4 footnote 2.

This report shall not be reproduced except in full without the written approval of RF Exposure Lab, LLC.

Band/ Frequency (MHz)	Side	Required Test Channel	Bandwidth	Modulation	RB Allocation	RB Offset	Tested/ Reduced
Band 2 1850-1910 MHz	E	18700	20 MHz	QPSK	50	25	Reduced[6]
		18900					Tested
		19100					Reduced[6]
		18700			100	0	Reduced[1]
		18900					Reduced[1]
		19100					Reduced[1]
		18700			1	49	Reduced[6]
		18900					Tested
		19100					Reduced[6]
		18700				99	Reduced[2]
		18900					Reduced[2]
		19100					Reduced[2]
		18700		16QAM	50	25	Reduced[3]
		18900					Reduced[3]
		19100					Reduced[3]
		18700			100	0	Reduced[1]
		18900					Reduced[1]
		19100					Reduced[1]
		18700			1	49	Reduced[4]
		18900					Reduced[4]
		19100					Reduced[4]
		18700				99	Reduced[4]
		18900					Reduced[4]
		19100					Reduced[4]
		All lower bandwidths (15 MHz, 10 MHz, 5 MHz, 3 MHz, 1.4 MHz)					Reduced[5]

Reduced[1] – If the SAR value in the 50% RB testing is less than 1.45 W/kg, the 100% RB testing is reduced per KDB941225 D05 3) A) I) page 4.

Reduced[2] - If the SAR value in the 1 RB testing is less than 1.45 W/kg, the remaining channels are reduced per KDB941225 D05 3) B) I) page 4.

Reduced[3] - If the SAR value in the 50% RB testing is less than 1.45 W/kg, the remaining channels are reduced per KDB941225 D05 4) A) I) page 4.

Reduced[4]- If the SAR value in the 1 RB testing is less than 1.45 W/kg, the remaining channels are reduced per KDB941225 D05 4) B) I) page 5.

Reduced[5]- If the conducted power is within ±0.5 dB, all testing where the SAR value is less than 1.45 W/kg is reduced per KDB941225 D05 5) B) I) page 5.

Reduced[6]- If the SAR value measured on the middle channel is less than 0.8 W/kg and the conducted power is within ±0.5 dB, the remaining channels are reduced per KDB941225 D05 page 4 footnote 2.

Side F Reduced based on distance in KDB 447498 D01 v06 (See below calculations).

Maximum power: 223.9 mW
Closest Distance to Side F: 110.0 mm

[{[(3.0)/(√1.91)]*50 mm}]+[{110-50 mm}*10]=708 mW which is greater than 223.9 mW

This report shall not be reproduced except in full without the written approval of RF Exposure Lab, LLC.

Band/ Frequency (MHz)	Side	Required Test Channel	Bandwidth	Modulation	RB Allocation	RB Offset	Tested/ Reduced
Band 4 1710-1755 MHz	A	20050	20 MHz	QPSK	50	25	Tested
		20175					Tested
		20300					Tested
		20050			100	0	Reduced[1]
		20175					Reduced[1]
		20300					Reduced[1]
		20050			1	49	Tested
		20175					Tested
		20300					Tested
		20050				99	Reduced[2]
		20175					Reduced[2]
		20300					Reduced[2]
		20050		16QAM	50	25	Reduced[3]
		20175					Reduced[3]
		20300					Reduced[3]
		20050			100	0	Reduced[1]
		20175					Reduced[1]
		20300					Reduced[1]
		20050			1	49	Reduced[4]
		20175					Reduced[4]
		20300					Reduced[4]
		20050				99	Reduced[4]
		20175					Reduced[4]
		20300					Reduced[4]
		All lower bandwidths (15 MHz, 10 MHz, 5 MHz, 3 MHz, 1.4 MHz)					Reduced[5]
	B	20050	20 MHz	QPSK	50	25	Reduced[6]
		20175					Tested
		20300					Reduced[6]
		20050			100	0	Reduced[1]
		20175					Reduced[1]
		20300					Reduced[1]
		20050			1	49	Reduced[6]
		20175					Tested
		20300					Reduced[6]
		20050				99	Reduced[2]
		20175					Reduced[2]
		20300					Reduced[2]
		20050		16QAM	50	25	Reduced[3]
		20175					Reduced[3]
		20300					Reduced[3]
		20050			100	0	Reduced[1]
		20175					Reduced[1]
		20300					Reduced[1]
		20050			1	49	Reduced[4]
		20175					Reduced[4]
		20300					Reduced[4]
		20050				99	Reduced[4]
		20175					Reduced[4]
		20300					Reduced[4]
		All lower bandwidths (15 MHz, 10 MHz, 5 MHz, 3 MHz, 1.4 MHz)					Reduced[5]

Reduced[1] – If the SAR value in the 50% RB testing is less than 1.45 W/kg, the 100% RB testing is reduced per KDB941225 D05 3) A) I) page 4.

Reduced[2] - If the SAR value in the 1 RB testing is less than 1.45 W/kg, the remaining channels are reduced per KDB941225 D05 3) B) I) page 4.

Reduced[3] - If the SAR value in the 50% RB testing is less than 1.45 W/kg, the remaining channels are reduced per KDB941225 D05 4) A) I) page 4.

Reduced[4]- If the SAR value in the 1 RB testing is less than 1.45 W/kg, the remaining channels are reduced per KDB941225 D05 4) B) I) page 5.

Reduced[5]- If the conducted power is within ±0.5 dB, all testing where the SAR value is less than 1.45 W/kg is reduced per KDB941225 D05 5) B) I) page 5.

Reduced[6]- If the SAR value measured on the middle channel is less than 0.8 W/kg and the conducted power is within ±0.5 dB, the remaining channels are reduced per KDB941225 D05 page 4 footnote 2.

This report shall not be reproduced except in full without the written approval of RF Exposure Lab, LLC.

Band/ Frequency (MHz)	Side	Required Test Channel	Bandwidth	Modulation	RB Allocation	RB Offset	Tested/ Reduced
Band 4 1710-1755 MHz	C	20050	20 MHz	QPSK	50	25	Tested
		20175					Tested
		20300					Tested
		20050			100	0	Reduced[1]
		20175					Reduced[1]
		20300					Reduced[1]
		20050			1	49	Tested
		20175					Tested
		20300					Tested
		20050				99	Reduced[2]
		20175					Reduced[2]
		20300					Reduced[2]
		20050		16QAM	50	25	Reduced[3]
		20175					Reduced[3]
		20300					Reduced[3]
		20050			100	0	Reduced[1]
		20175					Reduced[1]
		20300					Reduced[1]
		20050			1	49	Reduced[4]
		20175					Reduced[4]
		20300					Reduced[4]
		20050				99	Reduced[4]
		20175					Reduced[4]
		20300					Reduced[4]
		All lower bandwidths (15 MHz, 10 MHz, 5 MHz, 3 MHz, 1.4 MHz)					Reduced[5]
	D	20050	20 MHz	QPSK	50	25	Reduced[6]
		20175					Tested
		20300					Reduced[6]
		20050			100	0	Reduced[1]
		20175					Reduced[1]
		20300					Reduced[1]
		20050			1	49	Reduced[6]
		20175					Tested
		20300					Reduced[6]
		20050				99	Reduced[2]
		20175					Reduced[2]
		20300					Reduced[2]
		20050		16QAM	50	25	Reduced[3]
		20175					Reduced[3]
		20300					Reduced[3]
		20050			100	0	Reduced[1]
		20175					Reduced[1]
		20300					Reduced[1]
		20050			1	49	Reduced[4]
		20175					Reduced[4]
		20300					Reduced[4]
		20050				99	Reduced[4]
		20175					Reduced[4]
		20300					Reduced[4]
		All lower bandwidths (15 MHz, 10 MHz, 5 MHz, 3 MHz, 1.4 MHz)					Reduced[5]

Reduced[1] – If the SAR value in the 50% RB testing is less than 1.45 W/kg, the 100% RB testing is reduced per KDB941225 D05 3) A) I) page 4.

Reduced[2] - If the SAR value in the 1 RB testing is less than 1.45 W/kg, the remaining channels are reduced per KDB941225 D05 3) B) I) page 4.

Reduced[3] - If the SAR value in the 50% RB testing is less than 1.45 W/kg, the remaining channels are reduced per KDB941225 D05 4) A) I) page 4.

Reduced[4]- If the SAR value in the 1 RB testing is less than 1.45 W/kg, the remaining channels are reduced per KDB941225 D05 4) B) I) page 5.

Reduced[5]- If the conducted power is within ±0.5 dB, all testing where the SAR value is less than 1.45 W/kg is reduced per KDB941225 D05 5) B) I) page 5.

Reduced[6]- If the SAR value measured on the middle channel is less than 0.8 W/kg and the conducted power is within ±0.5 dB, the remaining channels are reduced per KDB941225 D05 page 4 footnote 2.

This report shall not be reproduced except in full without the written approval of RF Exposure Lab, LLC.

Band/ Frequency (MHz)	Side	Required Test Channel	Bandwidth	Modulation	RB Allocation	RB Offset	Tested/ Reduced
Band 4 1710-1755 MHz	E	20050	20 MHz	QPSK	50	25	Reduced[6]
		20175					Tested
		20300					Reduced[6]
		20050			100	0	Reduced[1]
		20175					Reduced[1]
		20300					Reduced[1]
		20050			1	49	Reduced[6]
		20175					Tested
		20300					Reduced[6]
		20050				99	Reduced[2]
		20175					Reduced[2]
		20300					Reduced[2]
		20050		16QAM	50	25	Reduced[3]
		20175					Reduced[3]
		20300					Reduced[3]
		20050			100	0	Reduced[1]
		20175					Reduced[1]
		20300					Reduced[1]
		20050			1	49	Reduced[4]
		20175					Reduced[4]
		20300					Reduced[4]
		20050				99	Reduced[4]
		20175					Reduced[4]
		20300					Reduced[4]
		All lower bandwidths (15 MHz, 10 MHz, 5 MHz, 3 MHz, 1.4 MHz)					Reduced[5]

Reduced[1] – If the SAR value in the 50% RB testing is less than 1.45 W/kg, the 100% RB testing is reduced per KDB941225 D05 3) A) I) page 4.

Reduced[2] - If the SAR value in the 1 RB testing is less than 1.45 W/kg, the remaining channels are reduced per KDB941225 D05 3) B) I) page 4.

Reduced[3] - If the SAR value in the 50% RB testing is less than 1.45 W/kg, the remaining channels are reduced per KDB941225 D05 4) A) I) page 4.

Reduced[4]- If the SAR value in the 1 RB testing is less than 1.45 W/kg, the remaining channels are reduced per KDB941225 D05 4) B) I) page 5.

Reduced[5]- If the conducted power is within ±0.5 dB, all testing where the SAR value is less than 1.45 W/kg is reduced per KDB941225 D05 5) B) I) page 5.

Reduced[6]- If the SAR value measured on the middle channel is less than 0.8 W/kg and the conducted power is within ±0.5 dB, the remaining channels are reduced per KDB941225 D05 page 4 footnote 2.

Side F Reduced based on distance in KDB 447498 D01 v06 (See below calculations).

Maximum power: 223.9 mW
Closest Distance to Side F: 110.0 mm

[{[(3.0)/(√1.755)]*50 mm}]+[{110-50 mm}*10]=685 mW which is greater than 223.9 mW

This report shall not be reproduced except in full without the written approval of RF Exposure Lab, LLC.

Band/ Frequency (MHz)	Side	Required Test Channel	Bandwidth	Modulation	RB Allocation	RB Offset	Tested/ Reduced
Band 5 824-849 MHz	A	20450	10 MHz	QPSK	25	12	Reduced[6]
		20525					Tested
		20600					Reduced[6]
		20450			50	0	Reduced[1]
		20525					Reduced[1]
		20600					Reduced[1]
		20450			1	12	Reduced[6]
		20525					Tested
		20600					Reduced[6]
		20450				24	Reduced[2]
		20525					Reduced[2]
		20600					Reduced[2]
		20450		16QAM	25	12	Reduced[3]
		20525					Reduced[3]
		20600					Reduced[3]
		20450			50	0	Reduced[1]
		20525					Reduced[1]
		20600					Reduced[1]
		20450			1	12	Reduced[4]
		20525					Reduced[4]
		20600					Reduced[4]
		20450				24	Reduced[4]
		20525					Reduced[4]
		20600					Reduced[4]
		All lower bandwidths (5 MHz)					Reduced[5]
	B	20450	10 MHz	QPSK	25	12	Reduced[6]
		20525					Tested
		20600					Reduced[6]
		20450			50	0	Reduced[1]
		20525					Reduced[1]
		20600					Reduced[1]
		20450			1	12	Reduced[6]
		20525					Tested
		20600					Reduced[6]
		20450				24	Reduced[2]
		20525					Reduced[2]
		20600					Reduced[2]
		20450		16QAM	25	12	Reduced[3]
		20525					Reduced[3]
		20600					Reduced[3]
		20450			50	0	Reduced[1]
		20525					Reduced[1]
		20600					Reduced[1]
		20450			1	12	Reduced[4]
		20525					Reduced[4]
		20600					Reduced[4]
		20450				24	Reduced[4]
		20525					Reduced[4]
		20600					Reduced[4]
		All lower bandwidths (5 MHz)					Reduced[5]

Reduced[1] – If the SAR value in the 50% RB testing is less than 1.45 W/kg, the 100% RB testing is reduced per KDB941225 D05 3) A) I) page 4.

Reduced[2] - If the SAR value in the 1 RB testing is less than 1.45 W/kg, the remaining channels are reduced per KDB941225 D05 3) B) I) page 4.

Reduced[3] - If the SAR value in the 50% RB testing is less than 1.45 W/kg, the remaining channels are reduced per KDB941225 D05 4) A) I) page 4.

Reduced[4]- If the SAR value in the 1 RB testing is less than 1.45 W/kg, the remaining channels are reduced per KDB941225 D05 4) B) I) page 5.

Reduced[5]- If the conducted power is within ±0.5 dB, all testing where the SAR value is less than 1.45 W/kg is reduced per KDB941225 D05 5) B) I) page 5.

Reduced[6]- If the SAR value measured on the middle channel is less than 0.8 W/kg and the conducted power is within ±0.5 dB, the remaining channels are reduced per KDB941225 D05 page 4 footnote 2.

This report shall not be reproduced except in full without the written approval of RF Exposure Lab, LLC.

Band/ Frequency (MHz)	Side	Required Test Channel	Bandwidth	Modulation	RB Allocation	RB Offset	Tested/ Reduced
Band 5 824-849 MHz	C	20450	10 MHz	QPSK	25	12	Reduced[6]
		20525					Tested
		20600					Reduced[6]
		20450			50	0	Reduced[1]
		20525					Reduced[1]
		20600					Reduced[1]
		20450			1	12	Reduced[6]
		20525					Tested
		20600					Reduced[6]
		20450				24	Reduced[2]
		20525					Reduced[2]
		20600					Reduced[2]
		20450		16QAM	25	12	Reduced[3]
		20525					Reduced[3]
		20600					Reduced[3]
		20450			50	0	Reduced[1]
		20525					Reduced[1]
		20600					Reduced[1]
		20450			1	12	Reduced[4]
		20525					Reduced[4]
		20600					Reduced[4]
		20450				24	Reduced[4]
		20525					Reduced[4]
		20600					Reduced[4]
		All lower bandwidths (5 MHz)					Reduced[5]
	D	20450	10 MHz	QPSK	25	12	Reduced[6]
		20525					Tested
		20600					Reduced[6]
		20450			50	0	Reduced[1]
		20525					Reduced[1]
		20600					Reduced[1]
		20450			1	12	Reduced[6]
		20525					Tested
		20600					Reduced[6]
		20450				24	Reduced[2]
		20525					Reduced[2]
		20600					Reduced[2]
		20450		16QAM	25	12	Reduced[3]
		20525					Reduced[3]
		20600					Reduced[3]
		20450			50	0	Reduced[1]
		20525					Reduced[1]
		20600					Reduced[1]
		20450			1	12	Reduced[4]
		20525					Reduced[4]
		20600					Reduced[4]
		20450				24	Reduced[4]
		20525					Reduced[4]
		20600					Reduced[4]
		All lower bandwidths (5 MHz)					Reduced[5]

Reduced[1] – If the SAR value in the 50% RB testing is less than 1.45 W/kg, the 100% RB testing is reduced per KDB941225 D05 3) A) I) page 4.

Reduced[2] - If the SAR value in the 1 RB testing is less than 1.45 W/kg, the remaining channels are reduced per KDB941225 D05 3) B) I) page 4.

Reduced[3] - If the SAR value in the 50% RB testing is less than 1.45 W/kg, the remaining channels are reduced per KDB941225 D05 4) A) I) page 4.

Reduced[4]- If the SAR value in the 1 RB testing is less than 1.45 W/kg, the remaining channels are reduced per KDB941225 D05 4) B) I) page 5.

Reduced[5]- If the conducted power is within ±0.5 dB, all testing where the SAR value is less than 1.45 W/kg is reduced per KDB941225 D05 5) B) I) page 5.

Reduced[6]- If the SAR value measured on the middle channel is less than 0.8 W/kg and the conducted power is within ±0.5 dB, the remaining channels are reduced per KDB941225 D05 page 4 footnote 2.

This report shall not be reproduced except in full without the written approval of RF Exposure Lab, LLC.

Band/ Frequency (MHz)	Side	Required Test Channel	Bandwidth	Modulation	RB Allocation	RB Offset	Tested/ Reduced
Band 5 824-849 MHz	E	20450	10 MHz	QPSK	25	12	Reduced[6]
		20525					Tested
		20600					Reduced[6]
		20450			50	0	Reduced[1]
		20525					Reduced[1]
		20600					Reduced[1]
		20450			1	12	Reduced[6]
		20525					Tested
		20600					Reduced[6]
		20450				24	Reduced[2]
		20525					Reduced[2]
		20600					Reduced[2]
		20450		16QAM	25	12	Reduced[3]
		20525					Reduced[3]
		20600					Reduced[3]
		20450			50	0	Reduced[1]
		20525					Reduced[1]
		20600					Reduced[1]
		20450			1	12	Reduced[4]
		20525					Reduced[4]
		20600					Reduced[4]
		20450				24	Reduced[4]
		20525					Reduced[4]
		20600					Reduced[4]
		All lower bandwidths (5 MHz)					Reduced[5]

Reduced[1] – If the SAR value in the 50% RB testing is less than 1.45 W/kg, the 100% RB testing is reduced per KDB941225 D05 3) A) I) page 4.

Reduced[2] - If the SAR value in the 1 RB testing is less than 1.45 W/kg, the remaining channels are reduced per KDB941225 D05 3) B) I) page 4.

Reduced[3] - If the SAR value in the 50% RB testing is less than 1.45 W/kg, the remaining channels are reduced per KDB941225 D05 4) A) I) page 4.

Reduced[4]- If the SAR value in the 1 RB testing is less than 1.45 W/kg, the remaining channels are reduced per KDB941225 D05 4) B) I) page 5.

Reduced[5]- If the conducted power is within ±0.5 dB, all testing where the SAR value is less than 1.45 W/kg is reduced per KDB941225 D05 5) B) I) page 5.

Reduced[6]- If the SAR value measured on the middle channel is less than 0.8 W/kg and the conducted power is within ±0.5 dB, the remaining channels are reduced per KDB941225 D05 page 4 footnote 2.

Side F Reduced based on distance in KDB 447498 D01 v06 (See below calculations).

Maximum power: 251.2 mW
Closest Distance to Side F: 110.0 mm

[{[(3.0)/(√0.849)]*50 mm}]+[{110-50 mm}*10]=762 mW which is greater than 251.2 mW

This report shall not be reproduced except in full without the written approval of RF Exposure Lab, LLC.

Band/ Frequency (MHz)	Side	Required Test Channel	Bandwidth	Modulation	RB Allocation	RB Offset	Tested/ Reduced
Band 7 2500-2570 MHz	A	20850	20 MHz	QPSK	50	25	Tested
		21100					Tested
		21350					Tested
		20850			100	0	Reduced[1]
		21100					Reduced[1]
		21350					Reduced[1]
		20850			1	49	Tested
		21100					Tested
		21350					Tested
		20850				99	Reduced[1]
		21100					Reduced[1]
		21350					Reduced[1]
		20850		16QAM	50	25	Reduced[3]
		21100					Reduced[3]
		21350					Reduced[3]
		20850			100	0	Reduced[1]
		21100					Reduced[1]
		21350					Reduced[1]
		20850			1	49	Reduced[4]
		21100					Reduced[4]
		21350					Reduced[4]
		20850				99	Reduced[4]
		21100					Reduced[4]
		21350					Reduced[4]
		All lower bandwidths (15 MHz, 10 MHz, 5 MHz)					Reduced[5]
	B	20850	20 MHz	QPSK	50	25	Reduced[6]
		21100					Tested
		21350					Reduced[6]
		20850			100	0	Reduced[1]
		21100					Reduced[1]
		21350					Reduced[1]
		20850			1	49	Reduced[2]
		21100					Reduced[2]
		21350					Reduced[2]
		20850				99	Reduced[6]
		21100					Tested
		21350					Reduced[6]
		20850		16QAM	50	25	Reduced[3]
		21100					Reduced[3]
		21350					Reduced[3]
		20850			100	0	Reduced[1]
		21100					Reduced[1]
		21350					Reduced[1]
		20850			1	49	Reduced[4]
		21100					Reduced[4]
		21350					Reduced[4]
		20850				99	Reduced[4]
		21100					Reduced[4]
		21350					Reduced[4]
		All lower bandwidths (15 MHz, 10 MHz, 5 MHz)					Reduced[5]

Reduced[1] – If the SAR value in the 50% RB testing is less than 1.45 W/kg, the 100% RB testing is reduced per KDB941225 D05 3) A) I) page 4.

Reduced[2] - If the SAR value in the 1 RB testing is less than 1.45 W/kg, the remaining channels are reduced per KDB941225 D05 3) B) I) page 4.

Reduced[3] - If the SAR value in the 50% RB testing is less than 1.45 W/kg, the remaining channels are reduced per KDB941225 D05 4) A) I) page 4.

Reduced[4]- If the SAR value in the 1 RB testing is less than 1.45 W/kg, the remaining channels are reduced per KDB941225 D05 4) B) I) page 5.

Reduced[5]- If the conducted power is within ±0.5 dB, all testing where the SAR value is less than 1.45 W/kg is reduced per KDB941225 D05 5) B) I) page 5.

Reduced[6]- If the SAR value measured on the middle channel is less than 0.8 W/kg and the conducted power is within ±0.5 dB, the remaining channels are reduced per KDB941225 D05 page 4 footnote 2.

This report shall not be reproduced except in full without the written approval of RF Exposure Lab, LLC.

Band/ Frequency (MHz)	Side	Required Test Channel	Bandwidth	Modulation	RB Allocation	RB Offset	Tested/ Reduced
Band 7 2500-2570 MHz	C	20850	20 MHz	QPSK	50	25	Reduced[6]
		21100					Tested
		21350					Reduced[6]
		20850			100	0	Reduced[1]
		21100					Reduced[1]
		21350					Reduced[1]
		20850			1	49	Reduced[6]
		21100					Tested
		21350					Reduced[6]
		20850				99	Reduced[6]
		21100					Reduced[6]
		21350					Reduced[6]
		20850		16QAM	50	25	Reduced[3]
		21100					Reduced[3]
		21350					Reduced[3]
		20850			100	0	Reduced[1]
		21100					Reduced[1]
		21350					Reduced[1]
		20850			1	49	Reduced[4]
		21100					Reduced[4]
		21350					Reduced[4]
		20850				99	Reduced[4]
		21100					Reduced[4]
		21350					Reduced[4]
		All lower bandwidths (15 MHz, 10 MHz, 5 MHz)					Reduced[5]
	D	20850	20 MHz	QPSK	50	25	Tested
		21100					Tested
		21350					Tested
		20850			100	0	Reduced[1]
		21100					Reduced[1]
		21350					Reduced[1]
		20850			1	49	Reduced[2]
		21100					Reduced[2]
		21350					Reduced[2]
		20850				99	Tested
		21100					Tested
		21350					Tested
		20850		16QAM	50	25	Reduced[3]
		21100					Reduced[3]
		21350					Reduced[3]
		20850			100	0	Reduced[1]
		21100					Reduced[1]
		21350					Reduced[1]
		20850			1	49	Reduced[4]
		21100					Reduced[4]
		21350					Reduced[4]
		20850				99	Reduced[4]
		21100					Reduced[4]
		21350					Reduced[4]
		All lower bandwidths (15 MHz, 10 MHz, 5 MHz)					Reduced[5]

Reduced[1] – If the SAR value in the 50% RB testing is less than 1.45 W/kg, the 100% RB testing is reduced per KDB941225 D05 3) A) I) page 4.

Reduced[2] - If the SAR value in the 1 RB testing is less than 1.45 W/kg, the remaining channels are reduced per KDB941225 D05 3) B) I) page 4.

Reduced[3] - If the SAR value in the 50% RB testing is less than 1.45 W/kg, the remaining channels are reduced per KDB941225 D05 4) A) I) page 4.

Reduced[4]- If the SAR value in the 1 RB testing is less than 1.45 W/kg, the remaining channels are reduced per KDB941225 D05 4) B) I) page 5.

Reduced[5]- If the conducted power is within ±0.5 dB, all testing where the SAR value is less than 1.45 W/kg is reduced per KDB941225 D05 5) B) I) page 5.

Reduced[6]- If the SAR value measured on the middle channel is less than 0.8 W/kg and the conducted power is within ±0.5 dB, the remaining channels are reduced per KDB941225 D05 page 4 footnote 2.

This report shall not be reproduced except in full without the written approval of RF Exposure Lab, LLC.

Band/ Frequency (MHz)	Side	Required Test Channel	Bandwidth	Modulation	RB Allocation	RB Offset	Tested/ Reduced
Band 7 2500-2570 MHz	E	20850	20 MHz	QPSK	50	25	Reduced[6]
		21100					Tested
		21350					Reduced[6]
		20850			100	0	Reduced[1]
		21100					Reduced[1]
		21350					Reduced[1]
		20850			1	49	Reduced[2]
		21100					Reduced[2]
		21350					Reduced[2]
		20850				99	Reduced[6]
		21100					Tested
		21350					Reduced[6]
		20850		16QAM	50	25	Reduced[3]
		21100					Reduced[3]
		21350					Reduced[3]
		20850			100	0	Reduced[1]
		21100					Reduced[1]
		21350					Reduced[1]
		20850			1	49	Reduced[4]
		21100					Reduced[4]
		21350					Reduced[4]
		20850				99	Reduced[4]
		21100					Reduced[4]
		21350					Reduced[4]
		All lower bandwidths (15 MHz, 10 MHz, 5 MHz)					Reduced[5]

Reduced[1] – If the SAR value in the 50% RB testing is less than 1.45 W/kg, the 100% RB testing is reduced per KDB941225 D05 3) A) I) page 4.

Reduced[2] - If the SAR value in the 1 RB testing is less than 1.45 W/kg, the remaining channels are reduced per KDB941225 D05 3) B) I) page 4.

Reduced[3] - If the SAR value in the 50% RB testing is less than 1.45 W/kg, the remaining channels are reduced per KDB941225 D05 4) A) I) page 4.

Reduced[4]- If the SAR value in the 1 RB testing is less than 1.45 W/kg, the remaining channels are reduced per KDB941225 D05 4) B) I) page 5.

Reduced[5]- If the conducted power is within ±0.5 dB, all testing where the SAR value is less than 1.45 W/kg is reduced per KDB941225 D05 5) B) I) page 5.

Reduced[6]- If the SAR value measured on the middle channel is less than 0.8 W/kg and the conducted power is within ±0.5 dB, the remaining channels are reduced per KDB941225 D05 page 4 footnote 2.

Side F Reduced based on distance in KDB 447498 D01 v06 (See below calculations).

Maximum power: 223.9 mW
Closest Distance to Side F: 110.0 mm

[{[(3.0)/(√2.70)]*50 mm}]+[{70-50 mm}*10]=291 mW which is greater than 223.9 mW

This report shall not be reproduced except in full without the written approval of RF Exposure Lab, LLC.

Band/ Frequency (MHz)	Side	Required Test Channel	Bandwidth	Modulation	RB Allocation	RB Offset	Tested/ Reduced
Band 13 777-787 MHz	A	23230	10 MHz	QPSK	25	12	Tested
		23230			50	0	Reduced[1]
		23230			1	12	Tested
		23230				24	Reduced[2]
		23230		16QAM	25	12	Reduced[3]
		23230			50	0	Reduced[1]
		23230			1	12	Reduced[4]
		23230				24	Reduced[4]
		All lower bandwidths (5 MHz)					Reduced[5]
	B	23230	10 MHz	QPSK	25	12	Tested
		23230			50	0	Reduced[1]
		23230			1	12	Tested
		23230				24	Reduced[2]
		23230		16QAM	25	12	Reduced[3]
		23230			50	0	Reduced[1]
		23230			1	12	Reduced[4]
		23230				24	Reduced[4]
		All lower bandwidths (5 MHz)					Reduced[5]

Reduced[1] – If the SAR value in the 50% RB testing is less than 1.45 W/kg, the 100% RB testing is reduced per KDB941225 D05 3) A) I) page 4.

Reduced[2] - If the SAR value in the 1 RB testing is less than 1.45 W/kg, the remaining channels are reduced per KDB941225 D05 3) B) I) page 4.

Reduced[3] - If the SAR value in the 50% RB testing is less than 1.45 W/kg, the remaining channels are reduced per KDB941225 D05 4) A) I) page 4.

Reduced[4]- If the SAR value in the 1 RB testing is less than 1.45 W/kg, the remaining channels are reduced per KDB941225 D05 4) B) I) page 5.

Reduced[5]- If the conducted power is within ±0.5 dB, all testing where the SAR value is less than 1.45 W/kg is reduced per KDB941225 D05 5) B) I) page 5.

Reduced[6]- If the SAR value measured on the middle channel is less than 0.8 W/kg and the conducted power is within ±0.5 dB, the remaining channels are reduced per KDB941225 D05 page 4 footnote 2.

This report shall not be reproduced except in full without the written approval of RF Exposure Lab, LLC.

Band/ Frequency (MHz)	Side	Required Test Channel	Bandwidth	Modulation	RB Allocation	RB Offset	Tested/ Reduced
Band 13 777-787 MHz	C	23230	10 MHz	QPSK	25	12	Tested
		23230			50	0	Reduced[1]
		23230			1	12	Tested
		23230				24	Reduced[2]
		23230		16QAM	25	12	Reduced[3]
		23230			50	0	Reduced[1]
		23230			1	12	Reduced[4]
		23230				24	Reduced[4]
		All lower bandwidths (5 MHz)					Reduced[5]
	D	23230	10 MHz	QPSK	25	12	Tested
		23230			50	0	Reduced[1]
		23230			1	12	Tested
		23230				24	Reduced[2]
		23230		16QAM	25	12	Reduced[3]
		23230			50	0	Reduced[1]
		23230			1	12	Reduced[4]
		23230				24	Reduced[4]
		All lower bandwidths (5 MHz)					Reduced[5]

Reduced[1] – If the SAR value in the 50% RB testing is less than 1.45 W/kg, the 100% RB testing is reduced per KDB941225 D05 3) A) I) page 4.

Reduced[2] - If the SAR value in the 1 RB testing is less than 1.45 W/kg, the remaining channels are reduced per KDB941225 D05 3) B) I) page 4.

Reduced[3] - If the SAR value in the 50% RB testing is less than 1.45 W/kg, the remaining channels are reduced per KDB941225 D05 4) A) I) page 4.

Reduced[4]- If the SAR value in the 1 RB testing is less than 1.45 W/kg, the remaining channels are reduced per KDB941225 D05 4) B) I) page 5.

Reduced[5]- If the conducted power is within ±0.5 dB, all testing where the SAR value is less than 1.45 W/kg is reduced per KDB941225 D05 5) B) I) page 5.

Reduced[6]- If the SAR value measured on the middle channel is less than 0.8 W/kg and the conducted power is within ±0.5 dB, the remaining channels are reduced per KDB941225 D05 page 4 footnote 2.

This report shall not be reproduced except in full without the written approval of RF Exposure Lab, LLC.

Band/ Frequency (MHz)	Side	Required Test Channel	Bandwidth	Modulation	RB Allocation	RB Offset	Tested/ Reduced
Band 13 777-787 MHz	E	23230	10 MHz	QPSK	25	12	Tested
		23230			50	0	Reduced[1]
		23230			1	12	Tested
		23230				24	Reduced[2]
		23230		16QAM	25	12	Reduced[3]
		23230			50	0	Reduced[1]
		23230			1	12	Reduced[4]
		23230				24	Reduced[4]
		All lower bandwidths (5 MHz)					Reduced[5]

Reduced[1] – If the SAR value in the 50% RB testing is less than 1.45 W/kg, the 100% RB testing is reduced per KDB941225 D05 3) A) I) page 4.

Reduced[2] - If the SAR value in the 1 RB testing is less than 1.45 W/kg, the remaining channels are reduced per KDB941225 D05 3) B) I) page 4.

Reduced[3] - If the SAR value in the 50% RB testing is less than 1.45 W/kg, the remaining channels are reduced per KDB941225 D05 4) A) I) page 4.

Reduced[4]- If the SAR value in the 1 RB testing is less than 1.45 W/kg, the remaining channels are reduced per KDB941225 D05 4) B) I) page 5.

Reduced[5]- If the conducted power is within ±0.5 dB, all testing where the SAR value is less than 1.45 W/kg is reduced per KDB941225 D05 5) B) I) page 5.

Reduced[6]- If the SAR value measured on the middle channel is less than 0.8 W/kg and the conducted power is within ±0.5 dB, the remaining channels are reduced per KDB941225 D05 page 4 footnote 2.

Side F Reduced based on distance in KDB 447498 D01 v06 (See below calculations).

Maximum power: 223.9 mW
Closest Distance to Side F: 110.0 mm

[{[(3.0)/(√0.787)]*50 mm}]+[{110-50 mm}*10]=769 mW which is greater than 223.9 mW

This report shall not be reproduced except in full without the written approval of RF Exposure Lab, LLC.

Band/ Frequency (MHz)	Side	Required Test Channel	Bandwidth	Modulation	RB Allocation	RB Offset	Tested/ Reduced
Band 12 699-716 MHz	A	23060	10 MHz	QPSK	25	12	Reduced[6]
		23095					Tested
		23129					Reduced[6]
		23060			50	0	Reduced[1]
		23095					Reduced[1]
		23129					Reduced[1]
		23060			1	12	Reduced[6]
		23095					Tested
		23129					Reduced[6]
		23060				24	Reduced[2]
		23095					Reduced[2]
		23129					Reduced[2]
		23060		16QAM	25	12	Reduced[3]
		23095					Reduced[3]
		23129					Reduced[3]
		23060			50	0	Reduced[1]
		23095					Reduced[1]
		23129					Reduced[1]
		23060			1	12	Reduced[4]
		23095					Reduced[4]
		23129					Reduced[4]
		23060				24	Reduced[4]
		23095					Reduced[4]
		23129					Reduced[4]
		All lower bandwidths (5 MHz)					Reduced[5]
	B	23060	10 MHz	QPSK	25	12	Reduced[6]
		23095					Tested
		23129					Reduced[6]
		23060			50	0	Reduced[1]
		23095					Reduced[1]
		23129					Reduced[1]
		23060			1	12	Reduced[6]
		23095					Tested
		23129					Reduced[6]
		23060				24	Reduced[2]
		23095					Reduced[2]
		23129					Reduced[2]
		23060		16QAM	25	12	Reduced[3]
		23095					Reduced[3]
		23129					Reduced[3]
		23060			50	0	Reduced[1]
		23095					Reduced[1]
		23129					Reduced[1]
		23060			1	12	Reduced[4]
		23095					Reduced[4]
		23129					Reduced[4]
		23060				24	Reduced[4]
		23095					Reduced[4]
		23129					Reduced[4]
		All lower bandwidths (5 MHz)					Reduced[5]

Reduced[1] – If the SAR value in the 50% RB testing is less than 1.45 W/kg, the 100% RB testing is reduced per KDB941225 D05 3) A) I) page 4.

Reduced[2] - If the SAR value in the 1 RB testing is less than 1.45 W/kg, the remaining channels are reduced per KDB941225 D05 3) B) I) page 4.

Reduced[3] - If the SAR value in the 50% RB testing is less than 1.45 W/kg, the remaining channels are reduced per KDB941225 D05 4) A) I) page 4.

Reduced[4]- If the SAR value in the 1 RB testing is less than 1.45 W/kg, the remaining channels are reduced per KDB941225 D05 4) B) I) page 5.

Reduced[5]- If the conducted power is within ±0.5 dB, all testing where the SAR value is less than 1.45 W/kg is reduced per KDB941225 D05 5) B) I) page 5.

Reduced[6]- If the SAR value measured on the middle channel is less than 0.8 W/kg and the conducted power is within ±0.5 dB, the remaining channels are reduced per KDB941225 D05 page 4 footnote 2.

© 2016 RF Exposure Lab, LLC

This report shall not be reproduced except in full without the written approval of RF Exposure Lab, LLC.

Band/ Frequency (MHz)	Side	Required Test Channel	Bandwidth	Modulation	RB Allocation	RB Offset	Tested/ Reduced
Band 12 699-716 MHz	C	23060	10 MHz	QPSK	25	12	Reduced[6]
		23095					Tested
		23129					Reduced[6]
		23060			50	0	Reduced[1]
		23095					Reduced[1]
		23129					Reduced[1]
		23060			1	12	Reduced[6]
		23095					Tested
		23129					Reduced[6]
		23060				24	Reduced[2]
		23095					Reduced[2]
		23129					Reduced[2]
		23060		16QAM	25	12	Reduced[3]
		23095					Reduced[3]
		23129					Reduced[3]
		23060			50	0	Reduced[1]
		23095					Reduced[1]
		23129					Reduced[1]
		23060			1	12	Reduced[4]
		23095					Reduced[4]
		23129					Reduced[4]
		23060				24	Reduced[4]
		23095					Reduced[4]
		23129					Reduced[4]
		All lower bandwidths (5 MHz)					Reduced[5]
	D	23060	10 MHz	QPSK	25	12	Reduced[6]
		23095					Tested
		23129					Reduced[6]
		23060			50	0	Reduced[1]
		23095					Reduced[1]
		23129					Reduced[1]
		23060			1	12	Reduced[6]
		23095					Tested
		23129					Reduced[6]
		23060				24	Reduced[2]
		23095					Reduced[2]
		23129					Reduced[2]
		23060		16QAM	25	12	Reduced[3]
		23095					Reduced[3]
		23129					Reduced[3]
		23060			50	0	Reduced[1]
		23095					Reduced[1]
		23129					Reduced[1]
		23060			1	12	Reduced[4]
		23095					Reduced[4]
		23129					Reduced[4]
		23060				24	Reduced[4]
		23095					Reduced[4]
		23129					Reduced[4]
		All lower bandwidths (5 MHz)					Reduced[5]

Reduced[1] – If the SAR value in the 50% RB testing is less than 1.45 W/kg, the 100% RB testing is reduced per KDB941225 D05 3) A) I) page 4.

Reduced[2] - If the SAR value in the 1 RB testing is less than 1.45 W/kg, the remaining channels are reduced per KDB941225 D05 3) B) I) page 4.

Reduced[3] - If the SAR value in the 50% RB testing is less than 1.45 W/kg, the remaining channels are reduced per KDB941225 D05 4) A) I) page 4.

Reduced[4]- If the SAR value in the 1 RB testing is less than 1.45 W/kg, the remaining channels are reduced per KDB941225 D05 4) B) I) page 5.

Reduced[5]- If the conducted power is within ±0.5 dB, all testing where the SAR value is less than 1.45 W/kg is reduced per KDB941225 D05 5) B) I) page 5.

Reduced[6]- If the SAR value measured on the middle channel is less than 0.8 W/kg and the conducted power is within ±0.5 dB, the remaining channels are reduced per KDB941225 D05 page 4 footnote 2.

This report shall not be reproduced except in full without the written approval of RF Exposure Lab, LLC.

Band/ Frequency (MHz)	Side	Required Test Channel	Bandwidth	Modulation	RB Allocation	RB Offset	Tested/ Reduced
Band 12 699-716 MHz	E	23060	10 MHz	QPSK	25	12	Reduced[6]
		23095					Tested
		23129					Reduced[6]
		23060			50	0	Reduced[1]
		23095					Reduced[1]
		23129					Reduced[1]
		23060			1	12	Reduced[6]
		23095					Tested
		23129					Reduced[6]
		23060				24	Reduced[2]
		23095					Reduced[2]
		23129					Reduced[2]
		23060		16QAM	25	12	Reduced[3]
		23095					Reduced[3]
		23129					Reduced[3]
		23060			50	0	Reduced[1]
		23095					Reduced[1]
		23129					Reduced[1]
		23060			1	12	Reduced[4]
		23095					Reduced[4]
		23129					Reduced[4]
		23060				24	Reduced[4]
		23095					Reduced[4]
		23129					Reduced[4]
		All lower bandwidths (5 MHz)					Reduced[5]

Reduced[1] – If the SAR value in the 50% RB testing is less than 1.45 W/kg, the 100% RB testing is reduced per KDB941225 D05 3) A) I) page 4.

Reduced[2] - If the SAR value in the 1 RB testing is less than 1.45 W/kg, the remaining channels are reduced per KDB941225 D05 3) B) I) page 4.

Reduced[3] - If the SAR value in the 50% RB testing is less than 1.45 W/kg, the remaining channels are reduced per KDB941225 D05 4) A) I) page 4.

Reduced[4]- If the SAR value in the 1 RB testing is less than 1.45 W/kg, the remaining channels are reduced per KDB941225 D05 4) B) I) page 5.

Reduced[5]- If the conducted power is within ±0.5 dB, all testing where the SAR value is less than 1.45 W/kg is reduced per KDB941225 D05 5) B) I) page 5.

Reduced[6]- If the SAR value measured on the middle channel is less than 0.8 W/kg and the conducted power is within ±0.5 dB, the remaining channels are reduced per KDB941225 D05 page 4 footnote 2.

Side F Reduced based on distance in KDB 447498 D01 v06 (See below calculations).

Maximum power: 251.2 mW
Closest Distance to Side F: 110.0 mm

[{[(3.0)/(√0.849)]*50 mm}]+[{110-50 mm}*10]=762 mW which is greater than 251.2 mW

This report shall not be reproduced except in full without the written approval of RF Exposure Lab, LLC.

Band/ Frequency (MHz)	Side	Required Test Channel	Bandwidth	Modulation	RB Allocation	RB Offset	Tested/ Reduced
Band 17 704-716 MHz	A	23780	10 MHz	QPSK	25	12	Reduced[6]
		23790					Tested
		23800					Reduced[6]
		23780			50	0	Reduced[1]
		23790					Reduced[1]
		23800					Reduced[1]
		23780			1	12	Reduced[6]
		23790					Tested
		23800					Reduced[6]
		23780				24	Reduced[2]
		23790					Reduced[2]
		23800					Reduced[2]
		23780		16QAM	25	12	Reduced[3]
		23790					Reduced[3]
		23800					Reduced[3]
		23780			50	0	Reduced[1]
		23790					Reduced[1]
		23800					Reduced[1]
		23780			1	12	Reduced[4]
		23790					Reduced[4]
		23800					Reduced[4]
		23780				24	Reduced[4]
		23790					Reduced[4]
		23800					Reduced[4]
		All lower bandwidths (5 MHz)					Reduced[5]
	B	23780	10 MHz	QPSK	25	12	Reduced[6]
		23790					Tested
		23800					Reduced[6]
		23780			50	0	Reduced[1]
		23790					Reduced[1]
		23800					Reduced[1]
		23780			1	12	Reduced[6]
		23790					Tested
		23800					Reduced[6]
		23780				24	Reduced[2]
		23790					Reduced[2]
		23800					Reduced[2]
		23780		16QAM	25	12	Reduced[3]
		23790					Reduced[3]
		23800					Reduced[3]
		23780			50	0	Reduced[1]
		23790					Reduced[1]
		23800					Reduced[1]
		23780			1	12	Reduced[4]
		23790					Reduced[4]
		23800					Reduced[4]
		23780				24	Reduced[4]
		23790					Reduced[4]
		23800					Reduced[4]
		All lower bandwidths (5 MHz)					Reduced[5]

Reduced[1] – If the SAR value in the 50% RB testing is less than 1.45 W/kg, the 100% RB testing is reduced per KDB941225 D05 3) A) I) page 4.

Reduced[2] - If the SAR value in the 1 RB testing is less than 1.45 W/kg, the remaining channels are reduced per KDB941225 D05 3) B) I) page 4.

Reduced[3] - If the SAR value in the 50% RB testing is less than 1.45 W/kg, the remaining channels are reduced per KDB941225 D05 4) A) I) page 4.

Reduced[4]- If the SAR value in the 1 RB testing is less than 1.45 W/kg, the remaining channels are reduced per KDB941225 D05 4) B) I) page 5.

Reduced[5]- If the conducted power is within ±0.5 dB, all testing where the SAR value is less than 1.45 W/kg is reduced per KDB941225 D05 5) B) I) page 5.

Reduced[6]- If the SAR value measured on the middle channel is less than 0.8 W/kg and the conducted power is within ±0.5 dB, the remaining channels are reduced per KDB941225 D05 page 4 footnote 2.

© 2016 RF Exposure Lab, LLC

This report shall not be reproduced except in full without the written approval of RF Exposure Lab, LLC.

Band/ Frequency (MHz)	Side	Required Test Channel	Bandwidth	Modulation	RB Allocation	RB Offset	Tested/ Reduced
Band 17 704-716 MHz	C	23780	10 MHz	QPSK	25	12	Reduced[6]
		23790					Tested
		23800					Reduced[6]
		23780			50	0	Reduced[1]
		23790					Reduced[1]
		23800					Reduced[1]
		23780			1	12	Reduced[6]
		23790					Tested
		23800					Reduced[6]
		23780				24	Reduced[2]
		23790					Reduced[2]
		23800					Reduced[2]
		23780		16QAM	25	12	Reduced[3]
		23790					Reduced[3]
		23800					Reduced[3]
		23780			50	0	Reduced[1]
		23790					Reduced[1]
		23800					Reduced[1]
		23780			1	12	Reduced[4]
		23790					Reduced[4]
		23800					Reduced[4]
		23780				24	Reduced[4]
		23790					Reduced[4]
		23800					Reduced[4]
		All lower bandwidths (5 MHz)					Reduced[5]
	D	23780	10 MHz	QPSK	25	12	Reduced[6]
		23790					Tested
		23800					Reduced[6]
		23780			50	0	Reduced[1]
		23790					Reduced[1]
		23800					Reduced[1]
		23780			1	12	Reduced[6]
		23790					Tested
		23800					Reduced[6]
		23780				24	Reduced[2]
		23790					Reduced[2]
		23800					Reduced[2]
		23780		16QAM	25	12	Reduced[3]
		23790					Reduced[3]
		23800					Reduced[3]
		23780			50	0	Reduced[1]
		23790					Reduced[1]
		23800					Reduced[1]
		23780			1	12	Reduced[4]
		23790					Reduced[4]
		23800					Reduced[4]
		23780				24	Reduced[4]
		23790					Reduced[4]
		23800					Reduced[4]
		All lower bandwidths (5 MHz)					Reduced[5]

Reduced[1] – If the SAR value in the 50% RB testing is less than 1.45 W/kg, the 100% RB testing is reduced per KDB941225 D05 3) A) I) page 4.

Reduced[2] - If the SAR value in the 1 RB testing is less than 1.45 W/kg, the remaining channels are reduced per KDB941225 D05 3) B) I) page 4.

Reduced[3] - If the SAR value in the 50% RB testing is less than 1.45 W/kg, the remaining channels are reduced per KDB941225 D05 4) A) I) page 4.

Reduced[4]- If the SAR value in the 1 RB testing is less than 1.45 W/kg, the remaining channels are reduced per KDB941225 D05 4) B) I) page 5.

Reduced[5]- If the conducted power is within ±0.5 dB, all testing where the SAR value is less than 1.45 W/kg is reduced per KDB941225 D05 5) B) I) page 5.

Reduced[6]- If the SAR value measured on the middle channel is less than 0.8 W/kg and the conducted power is within ±0.5 dB, the remaining channels are reduced per KDB941225 D05 page 4 footnote 2.

This report shall not be reproduced except in full without the written approval of RF Exposure Lab, LLC.

Band/ Frequency (MHz)	Side	Required Test Channel	Bandwidth	Modulation	RB Allocation	RB Offset	Tested/ Reduced
Band 17 704-716 MHz	E	23780	10 MHz	QPSK	25	12	Reduced[6]
		23790					Tested
		23800					Reduced[6]
		23780			50	0	Reduced[1]
		23790					Reduced[1]
		23800					Reduced[1]
		23780			1	12	Reduced[6]
		23790					Tested
		23800					Reduced[6]
		23780				24	Reduced[2]
		23790					Reduced[2]
		23800					Reduced[2]
		23780		16QAM	25	12	Reduced[3]
		23790					Reduced[3]
		23800					Reduced[3]
		23780			50	0	Reduced[1]
		23790					Reduced[1]
		23800					Reduced[1]
		23780			1	12	Reduced[4]
		23790					Reduced[4]
		23800					Reduced[4]
		23780				24	Reduced[4]
		23790					Reduced[4]
		23800					Reduced[4]
		All lower bandwidths (5 MHz)					Reduced[5]

Reduced[1] – If the SAR value in the 50% RB testing is less than 1.45 W/kg, the 100% RB testing is reduced per KDB941225 D05 3) A) I) page 4.

Reduced[2] - If the SAR value in the 1 RB testing is less than 1.45 W/kg, the remaining channels are reduced per KDB941225 D05 3) B) I) page 4.

Reduced[3] - If the SAR value in the 50% RB testing is less than 1.45 W/kg, the remaining channels are reduced per KDB941225 D05 4) A) I) page 4.

Reduced[4]- If the SAR value in the 1 RB testing is less than 1.45 W/kg, the remaining channels are reduced per KDB941225 D05 4) B) I) page 5.

Reduced[5]- If the conducted power is within ±0.5 dB, all testing where the SAR value is less than 1.45 W/kg is reduced per KDB941225 D05 5) B) I) page 5.

Reduced[6]- If the SAR value measured on the middle channel is less than 0.8 W/kg and the conducted power is within ±0.5 dB, the remaining channels are reduced per KDB941225 D05 page 4 footnote 2.

Side F Reduced based on distance in KDB 447498 D01 v06 (See below calculations).

Maximum power: 251.2 mW
Closest Distance to Side F: 110.0 mm

[{[(3.0)/(√0.849)]*50 mm}]+[{110-50 mm}*10]=762 mW which is greater than 251.2 mW

This report shall not be reproduced except in full without the written approval of RF Exposure Lab, LLC.

SAR Data Summary – 750 MHz Body – LTE Band 12

MEASUREMENT RESULTS

Gap	Plot	Position	Frequency MHz	Frequency Ch.	BW/ Modulation	RB Size	RB Offset	MPR Target	End Power (dBm)	Measured SAR (W/kg)	Reported SAR (W/kg)
10 mm	1	Side A	707.5	23095	10 MHz/QPSK	1	24	0	22.48	0.558	0.71
	-----		707.5	23095	10 MHz/QPSK	25	12	1	21.78	0.445	0.53
	-----	Side B	707.5	23095	10 MHz/QPSK	1	24	0	22.48	0.171	0.22
	-----		707.5	23095	10 MHz/QPSK	25	12	1	21.78	0.142	0.17
	-----	Side C	707.5	23095	10 MHz/QPSK	1	24	0	22.48	0.537	0.68
	-----		707.5	23095	10 MHz/QPSK	25	12	1	21.78	0.461	0.54
	-----	Side D	707.5	23095	10 MHz/QPSK	1	24	0	22.48	0.337	0.43
	-----		707.5	23095	10 MHz/QPSK	25	12	1	21.78	0.251	0.30
	-----	Side E	707.5	23095	10 MHz/QPSK	1	24	0	22.48	0.0412	0.05
	-----		707.5	23095	10 MHz/QPSK	25	12	1	21.78	0.0343	0.04

Body
1.6 W/kg (mW/g)
averaged over 1 gram

1. Battery is fully charged for all tests.
   Power Measured ☒Conducted ☐ERP ☐EIRP
2. SAR Measurement
   Phantom Configuration ☐Left Head ☒Eli4 ☐Right Head
   SAR Configuration ☐Head ☒Body
3. Test Signal Call Mode ☒Test Code ☐Base Station Simulator
4. Test Configuration ☐With Belt Clip ☐Without Belt Clip ☒N/A
5. Tissue Depth is at least 15.0 cm

Jay M. Moulton
Vice President

© 2016 RF Exposure Lab, LLC

This report shall not be reproduced except in full without the written approval of RF Exposure Lab, LLC.

SAR Data Summary – 750 MHz Body – LTE Band 13

MEASUREMENT RESULTS

Gap	Plot	Position	Frequency MHz	Frequency Ch.	BW/ Modulation	RB Size	RB Offset	MPR Target	End Power (dBm)	Measured SAR (W/kg)	Reported SAR (W/kg)
10 mm	2	Side A	782.0	23230	10 MHz/QPSK	1	24	0	22.56	0.497	0.62
	-----		782.0	23230	10 MHz/QPSK	25	12	1	21.73	0.401	0.48
	-----	Side B	782.0	23230	10 MHz/QPSK	1	24	0	22.56	0.164	0.20
	-----		782.0	23230	10 MHz/QPSK	25	12	1	21.73	0.132	0.16
	-----	Side C	782.0	23230	10 MHz/QPSK	1	24	0	22.56	0.439	0.55
	-----		782.0	23230	10 MHz/QPSK	25	12	1	21.73	0.354	0.42
	-----	Side D	782.0	23230	10 MHz/QPSK	1	24	0	22.56	0.248	0.31
	-----		782.0	23230	10 MHz/QPSK	25	12	1	21.73	0.196	0.23
	-----	Side E	782.0	23230	10 MHz/QPSK	1	24	0	22.56	0.0404	0.05
	-----		782.0	23230	10 MHz/QPSK	25	12	1	21.73	0.0312	0.04

Body
1.6 W/kg (mW/g)
averaged over 1 gram

1. Battery is fully charged for all tests.
   Power Measured ☒Conducted ☐ERP ☐EIRP
2. SAR Measurement
   Phantom Configuration ☐Left Head ☒Eli4 ☐Right Head
   SAR Configuration ☐Head ☒Body
3. Test Signal Call Mode ☒Test Code ☐Base Station Simulator
4. Test Configuration ☐With Belt Clip ☐Without Belt Clip ☒N/A
5. Tissue Depth is at least 15.0 cm

Jay M. Moulton
Vice President

This report shall not be reproduced except in full without the written approval of RF Exposure Lab, LLC.

SAR Data Summary – 750 MHz Body – LTE Band 17

MEASUREMENT RESULTS

Gap	Plot	Position	Frequency MHz	Frequency Ch.	BW/ Modulation	RB Size	RB Offset	MPR Target	End Power (dBm)	Measured SAR (W/kg)	Reported SAR (W/kg)
10 mm	3	Side A	710.0	23790	10 MHz/QPSK	1	24	0	22.48	0.570	0.72
	-----		710.0	23790	10 MHz/QPSK	25	12	1	21.78	0.465	0.55
	-----	Side B	710.0	23790	10 MHz/QPSK	1	24	0	22.48	0.143	0.18
	-----		710.0	23790	10 MHz/QPSK	25	12	1	21.78	0.111	0.13
	-----	Side C	710.0	23790	10 MHz/QPSK	1	24	0	22.48	0.475	0.60
	-----		710.0	23790	10 MHz/QPSK	25	12	1	21.78	0.382	0.45
	-----	Side D	710.0	23790	10 MHz/QPSK	1	24	0	22.48	0.312	0.40
	-----		710.0	23790	10 MHz/QPSK	25	12	1	21.78	0.207	0.24
	-----	Side E	710.0	23790	10 MHz/QPSK	1	24	0	22.48	0.0435	0.06
	-----		710.0	23790	10 MHz/QPSK	25	12	1	21.78	0.032	0.04

Body
1.6 W/kg (mW/g)
averaged over 1 gram

1. Battery is fully charged for all tests.
   Power Measured ☒Conducted ☐ERP ☐EIRP
2. SAR Measurement
   Phantom Configuration ☐Left Head ☒Eli4 ☐Right Head
   SAR Configuration ☐Head ☒Body
3. Test Signal Call Mode ☒Test Code ☐Base Station Simulator
4. Test Configuration ☐With Belt Clip ☐Without Belt Clip ☒N/A
5. Tissue Depth is at least 15.0 cm

Jay M. Moulton
Vice President

© 2016 RF Exposure Lab, LLC

This report shall not be reproduced except in full without the written approval of RF Exposure Lab, LLC.

SAR Data Summary – 835 MHz Body - WCDMA

MEASUREMENT RESULTS										
Gap	Plot	Frequency		Modulation	Position	End Power	RMC	Test Set Up	Measured SAR (W/kg)	Reported SAR (W/kg)
		MHz	Ch.			(dBm)				
10 mm	4	836.6	4183	WCDMA	Side A	23.13	12.2 kbps	Test Loop 1	0.433	0.47
	----	836.6	4183	WCDMA	Side B	23.13	12.2 kbps	Test Loop 1	0.122	0.13
	----	836.6	4183	WCDMA	Side C	23.13	12.2 kbps	Test Loop 1	0.371	0.40
	----	836.6	4183	WCDMA	Side D	23.13	12.2 kbps	Test Loop 1	0.160	0.17
	----	836.6	4183	WCDMA	Side E	23.13	12.2 kbps	Test Loop 1	0.0493	0.05

1. Battery is fully charged for all tests.
   Power Measured ☒Conducted ☐ERP ☐EIRP
2. SAR Measurement
   Phantom Configuration ☐Left Head ☒Eli4 ☐Right Head
   SAR Configuration ☐Head ☒Body
3. Test Signal Call Mode ☒Test Code ☐Base Station Simulator
4. Test Configuration ☐With Belt Clip ☐Without Belt Clip ☒N/A
5. Tissue Depth is at least 15.0 cm

Jay M. Moulton
Vice President

This report shall not be reproduced except in full without the written approval of RF Exposure Lab, LLC.

SAR Data Summary – 835 MHz Body - GPRS

MEASUREMENT RESULTS										
Gap	Plot	Frequency		Rev Level/ Modulation	Position	End Power	TX Level	Multislot Configuration	Measured SAR (W/kg)	Reported SAR (W/kg)
		MHz	Ch.			(dBm)				
10 mm	5	836.6	190	GMSK	Side A	32.15	5	2 Slot	0.390	0.60
	----	836.6	190	GMSK	Side B	32.15	5	2 Slot	0.120	0.18
	----	836.6	190	GMSK	Side C	32.15	5	2 Slot	0.332	0.51
	----	836.6	190	GMSK	Side D	32.15	5	2 Slot	0.160	0.25
	----	836.6	190	GMSK	Side E	32.15	5	2 Slot	0.0419	0.06
						Body 1.6 W/kg (mW/g) averaged over 1 gram				

1. Battery is fully charged for all tests.
   Power Measured ☒Conducted ☐ERP ☐EIRP
2. SAR Measurement
   Phantom Configuration ☐Left Head ☒Eli4 ☐Right Head
   SAR Configuration ☐Head ☒Body
3. Test Signal Call Mode ☒Test Code ☐Base Station Simulator
4. Test Configuration ☐With Belt Clip ☐Without Belt Clip ☒N/A
5. Tissue Depth is at least 15.0 cm

Jay M. Moulton
Vice President

This report shall not be reproduced except in full without the written approval of RF Exposure Lab, LLC.

SAR Data Summary – 835 MHz Body – LTE Band 5

MEASUREMENT RESULTS											
Gap	Plot	Position	Frequency		BW/ Modulation	RB Size	RB Offset	MPR Target	End Power	Measured SAR (W/kg)	Reported SAR (W/kg)
			MHz	Ch.					(dBm)		
10 mm	-----	Side A	829.0	20450	10 MHz/QPSK	1	24	0	21.72	0.521	0.88
	6		836.5	20525	10 MHz/QPSK	1	24	0	22.48	0.660	0.94
	-----		844.0	20599	10 MHz/QPSK	1	24	0	21.66	0.509	0.87
	-----		836.5	20525	10 MHz/QPSK	25	12	1	21.62	0.530	0.73
	-----	Side B	836.5	20525	10 MHz/QPSK	1	24	0	22.48	0.205	0.29
	-----		836.5	20525	10 MHz/QPSK	25	12	1	21.62	0.163	0.22
	-----	Side C	836.5	20525	10 MHz/QPSK	1	24	0	22.48	0.536	0.76
	-----		836.5	20525	10 MHz/QPSK	25	12	1	21.62	0.433	0.60
	-----	Side D	836.5	20525	10 MHz/QPSK	1	24	0	22.48	0.314	0.45
	-----		836.5	20525	10 MHz/QPSK	25	12	1	21.62	0.259	0.36
	-----	Side E	836.5	20525	10 MHz/QPSK	1	24	0	22.48	0.056	0.08
	-----		836.5	20525	10 MHz/QPSK	25	12	1	21.62	0.0474	0.07
	-----	Repeat	836.5	20525	10 MHz/QPSK	1	24	0	22.48	0.651	0.92

1. Battery is fully charged for all tests.
   Power Measured ☒Conducted ☐ERP ☐EIRP
2. SAR Measurement
   Phantom Configuration ☐Left Head ☒Eli4 ☐Right Head
   SAR Configuration ☐Head ☒Body
3. Test Signal Call Mode ☒Test Code ☐Base Station Simulator
4. Test Configuration ☐With Belt Clip ☐Without Belt Clip ☒N/A
5. Tissue Depth is at least 15.0 cm

Jay M. Moulton
Vice President

This report shall not be reproduced except in full without the written approval of RF Exposure Lab, LLC.

SAR Data Summary – 1750 MHz Body – LTE Band 4

MEASUREMENT RESULTS

Gap	Plot	Position	Frequency MHz	Frequency Ch.	BW/ Modulation	RB Size	RB Offset	MPR Target	End Power (dBm)	Measured SAR (W/kg)	Reported SAR (W/kg)
10 mm	-----	Side A	1720.0	20050	20 MHz/QPSK	1	49	0	22.74	0.991	1.18
	-----		1732.5	20175	20 MHz/QPSK	1	49	0	22.69	1.06	1.28
	-----		1745.0	20300	20 MHz/QPSK	1	49	0	22.84	1.03	1.20
	-----		1720.0	20050	20 MHz/QPSK	50	24	1	21.34	0.775	1.01
	-----		1732.5	20175	20 MHz/QPSK	50	24	1	22.12	0.853	0.93
	-----		1745.0	20300	20 MHz/QPSK	50	24	1	21.98	0.912	1.03
	-----	Side B	1732.5	20175	20 MHz/QPSK	1	49	0	22.69	0.358	0.43
	-----		1732.5	20175	20 MHz/QPSK	50	24	1	22.12	0.298	0.33
	-----	Side C	1720.0	20050	20 MHz/QPSK	1	49	0	22.74	0.910	1.08
	-----		1732.5	20175	20 MHz/QPSK	1	49	0	22.69	1.01	1.22
	7		1745.0	20300	20 MHz/QPSK	1	49	0	22.84	1.11	1.29
	-----		1720.0	20050	20 MHz/QPSK	50	24	1	21.34	0.733	0.96
	-----		1732.5	20175	20 MHz/QPSK	50	24	1	22.12	0.869	0.95
	-----		1745.0	20300	20 MHz/QPSK	50	24	1	21.98	0.936	1.06
	-----	Side D	1732.5	20175	20 MHz/QPSK	1	49	0	22.69	0.360	0.43
	-----		1732.5	20175	20 MHz/QPSK	50	24	1	22.12	0.305	0.33
	-----	Side E	1732.5	20175	20 MHz/QPSK	1	49	0	22.69	0.249	0.30
	-----		1732.5	20175	20 MHz/QPSK	50	24	1	22.12	0.206	0.23
	-----	Repeat	1720.0	20050	20 MHz/QPSK	1	49	0	22.84	1.09	1.27

Body
1.6 W/kg (mW/g)
averaged over 1 gram

1. Battery is fully charged for all tests.
   Power Measured ☒Conducted ☐ERP ☐EIRP
2. SAR Measurement
   Phantom Configuration ☐Left Head ☒Eli4 ☐Right Head
   SAR Configuration ☐Head ☒Body
3. Test Signal Call Mode ☒Test Code ☐Base Station Simulator
4. Test Configuration ☐With Belt Clip ☐Without Belt Clip ☒N/A
5. Tissue Depth is at least 15.0 cm

Jay M. Moulton
Vice President

This report shall not be reproduced except in full without the written approval of RF Exposure Lab, LLC.

SAR Data Summary – 1750 MHz Body - WCDMA

MEASUREMENT RESULTS

Gap	Plot	Frequency MHz	Frequency Ch.	Rev Level/ Modulation	Position	End Power (dBm)	RMC	Test Set Up	Measured SAR (W/kg)	Reported SAR (W/kg)
10 mm	8	1712.4	1312	WCDMA	Side A	22.19	12.2 kbps	Test Loop 1	1.02	1.38
	----	1732.6	1413	WCDMA		23.50	12.2 kbps	Test Loop 1	1.10	1.10
	----	1752.6	1513	WCDMA		23.26	12.2 kbps	Test Loop 1	1.21	1.28
	----	1732.6	1413	WCDMA	Side B	23.50	12.2 kbps	Test Loop 1	0.687	0.69
	----	1732.6	1413	WCDMA	Side C	23.50	12.2 kbps	Test Loop 1	0.328	0.33
	----	1732.6	1413	WCDMA	Side D	23.50	12.2 kbps	Test Loop 1	0.406	0.41
	----	1732.6	1413	WCDMA	Side E	23.50	12.2 kbps	Test Loop 1	0.156	0.16
	----	1712.4	1312	WCDMA	Repeat	22.19	12.2 kbps	Test Loop 1	0.999	1.35
						Body 1.6 W/kg (mW/g) averaged over 1 gram				

1. Battery is fully charged for all tests.
   Power Measured ☒Conducted ☐ERP ☐EIRP
2. SAR Measurement
   Phantom Configuration ☐Left Head ☒Eli4 ☐Right Head
   SAR Configuration ☐Head ☒Body
3. Test Signal Call Mode ☒Test Code ☐Base Station Simulator
4. Test Configuration ☐With Belt Clip ☐Without Belt Clip ☒N/A
5. Tissue Depth is at least 15.0 cm

Jay M. Moulton
Vice President

This report shall not be reproduced except in full without the written approval of RF Exposure Lab, LLC.

SAR Data Summary – 1900 MHz Body - WCDMA

MEASUREMENT RESULTS

Gap	Plot	Frequency MHz	Frequency Ch.	Rev Level/ Modulation	Position	End Power (dBm)	RMC	Test Set Up	Measured SAR (W/kg)	Reported SAR (W/kg)
10 mm	----	1852.4	9262	WCDMA	Side A	23.05	12.2 kbps	Test Loop 1	1.07	1.19
	9	1880.0	9400	WCDMA		23.32	12.2 kbps	Test Loop 1	1.36	1.42
	----	1907.6	9538	WCDMA		23.38	12.2 kbps	Test Loop 1	1.20	1.23
	----	1852.4	9262	WCDMA	Side B	23.02	12.2 kbps	Test Loop 1	0.352	0.39
	----	1880.0	9400	WCDMA	Side C	23.02	12.2 kbps	Test Loop 1	0.615	0.69
	----	1852.4	9262	WCDMA	Side D	23.02	12.2 kbps	Test Loop 1	0.419	0.47
	----	1852.4	9262	WCDMA	Side E	23.02	12.2 kbps	Test Loop 1	0.348	0.39
	----	1907.6	9538	WCDMA	Repeat	23.32	12.2 kbps	Test Loop 1	1.32	1.38
						Body 1.6 W/kg (mW/g) averaged over 1 gram				

1. Battery is fully charged for all tests.
   Power Measured ☒Conducted ☐ERP ☐EIRP
2. SAR Measurement
   Phantom Configuration ☐Left Head ☒Eli4 ☐Right Head
   SAR Configuration ☐Head ☒Body
3. Test Signal Call Mode ☒Test Code ☐Base Station Simulator
4. Test Configuration ☐With Belt Clip ☐Without Belt Clip ☒N/A
5. Tissue Depth is at least 15.0 cm

Jay M. Moulton
Vice President

This report shall not be reproduced except in full without the written approval of RF Exposure Lab, LLC.

SAR Data Summary – 1900 MHz Body - GPRS

MEASUREMENT RESULTS										
Gap	Plot	Frequency		Rev Level/ Modulation	Position	End Power (dBm)	TX Level	Multislot Configuration	Measured SAR (W/kg)	Reported SAR (W/kg)
		MHz	Ch.							
10 mm	----	1850.2	512	GMSK	Side A	26.64	0	2 Slot	0.598	0.82
	10	1880.0	661	GMSK		26.72	0	2 Slot	0.667	0.90
	----	1909.8	810	GMSK		26.47	0	2 Slot	0.567	0.81
	----	1880.0	661	GMSK	Side B	26.72	0	2 Slot	0.172	0.23
	----	1880.0	661	GMSK	Side C	26.72	0	2 Slot	0.285	0.38
	----	1880.0	661	GMSK	Side D	26.72	0	2 Slot	0.174	0.23
	----	1880.0	661	GMSK	Side E	26.72	0	2 Slot	0.167	0.22
	----	Repeated		GMSK	Side A	26.72	0	2 Slot	0.651	0.87
						Body 1.6 W/kg (mW/g) averaged over 1 gram				

1. Battery is fully charged for all tests.
   Power Measured ☒Conducted ☐ERP ☐EIRP
2. SAR Measurement
   Phantom Configuration ☐Left Head ☒Eli4 ☐Right Head
   SAR Configuration ☐Head ☒Body
3. Test Signal Call Mode ☒Test Code ☐Base Station Simulator
4. Test Configuration ☐With Belt Clip ☐Without Belt Clip ☒N/A
5. Tissue Depth is at least 15.0 cm

Jay M. Moulton
Vice President

This report shall not be reproduced except in full without the written approval of RF Exposure Lab, LLC.

SAR Data Summary – 1900 MHz Body – LTE Band 2

MEASUREMENT RESULTS											
Gap	Plot	Position	Frequency		BW/ Modulation	RB Size	RB Offset	MPR Target	End Power	Measured SAR	Reported SAR
			MHz	Ch.					(dBm)	(W/kg)	(W/kg)
10 mm	11	Side A	1860.0	18700	20 MHz/QPSK	1	49	0	22.99	1.15	1.29
	-----		1880.0	18900	20 MHz/QPSK	1	49	0	22.82	1.14	1.33
	-----		1900.0	19100	20 MHz/QPSK	1	49	0	22.06	0.948	1.32
	-----		1860.0	18700	20 MHz/QPSK	50	24	1	22.38	0.986	1.28
	-----		1880.0	18900	20 MHz/QPSK	50	4	1	22.59	1.09	1.34
	-----		1900.0	19100	20 MHz/QPSK	50	24	1	22.61	1.06	1.30
	-----	Side B	1880.0	18900	20 MHz/QPSK	1	49	0	22.82	0.431	0.50
	-----		1880.0	18900	20 MHz/QPSK	50	24	1	22.59	0.349	0.43
	-----	Side C	1880.0	18900	20 MHz/QPSK	1	49	0	22.82	0.626	0.73
	-----		1880.0	18900	20 MHz/QPSK	50	24	1	22.59	0.527	0.65
	-----	Side D	1880.0	18900	20 MHz/QPSK	1	49	0	22.82	0.442	0.52
	-----		1880.0	18900	20 MHz/QPSK	50	24	1	22.59	0.369	0.46
	-----	Side E	1880.0	18900	20 MHz/QPSK	1	49	0	22.82	0.347	0.41
	-----		1880.0	18900	20 MHz/QPSK	50	24	1	22.59	0.272	0.34
	-----	Repeat	1860.0	18700	20 MHz/QPSK	1	49	0	22.99	1.13	1.27

Body
1.6 W/kg (mW/g)
averaged over 1 gram

1. Battery is fully charged for all tests.
   Power Measured ☒Conducted ☐ERP ☐EIRP
2. SAR Measurement
   Phantom Configuration ☐Left Head ☒Eli4 ☐Right Head
   SAR Configuration ☐Head ☒Body
3. Test Signal Call Mode ☒Test Code ☐Base Station Simulator
4. Test Configuration ☐With Belt Clip ☐Without Belt Clip ☒N/A
5. Tissue Depth is at least 15.0 cm

Jay M. Moulton
Vice President

This report shall not be reproduced except in full without the written approval of RF Exposure Lab, LLC.

SAR Data Summary – 2550 MHz Body – LTE Band 7

MEASUREMENT RESULTS

Gap	Plot	Position	Frequency MHz	Frequency Ch.	BW/ Modulation	RB Size	RB Offset	MPR Target	End Power (dBm)	Measured SAR (W/kg)	Reported SAR (W/kg)
10 mm	-----	Side A	2507.5	20850	20 MHz/QPSK	1	49	0	23.24	1.02	1.08
	-----		2535.0	21100	20 MHz/QPSK	1	49	0	23.36	1.16	1.20
	-----		2562.5	21350	20 MHz/QPSK	1	49	0	23.33	1.26	1.31
	-----		2507.5	20850	20 MHz/QPSK	50	24	1	22.13	0.983	1.07
	-----		2535.0	21100	20 MHz/QPSK	50	24	1	22.17	1.03	1.11
	-----		2562.5	21350	20 MHz/QPSK	50	24	1	22.18	1.14	1.23
	-----	Side B	2535.0	21100	20 MHz/QPSK	1	49	0	23.36	0.0455	0.05
	-----		2535.0	21100	20 MHz/QPSK	50	24	1	22.17	0.0365	0.04
	-----	Side C	2535.0	21100	20 MHz/QPSK	1	49	0	23.36	0.504	0.52
	-----		2535.0	21100	20 MHz/QPSK	50	24	1	22.17	0.416	0.45
	-----	Side D	2507.5	20850	20 MHz/QPSK	1	49	0	23.24	1.16	1.23
	12		2535.0	21100	20 MHz/QPSK	1	49	0	23.36	1.35	1.39
	-----		2562.5	21350	20 MHz/QPSK	1	49	0	23.33	1.32	1.37
	-----		2507.5	20850	20 MHz/QPSK	50	24	1	22.13	0.991	1.08
	-----		2535.0	21100	20 MHz/QPSK	50	24	1	22.17	1.11	1.20
	-----		2562.5	21350	20 MHz/QPSK	50	24	1	22.18	1.22	1.31
	-----	Side E	2535.0	21100	20 MHz/QPSK	1	49	0	23.36	0.122	0.13
	-----		2535.0	21100	20 MHz/QPSK	50	24	1	22.17	0.100	0.11
	-----	Repeat	2535.0	21100	20 MHz/QPSK	1	49	0	23.36	1.32	1.36

Body
1.6 W/kg (mW/g)
averaged over 1 gram

1. Battery is fully charged for all tests.
   Power Measured ☒Conducted ☐ERP ☐EIRP
2. SAR Measurement
   Phantom Configuration ☐Left Head ☒Eli4 ☐Right Head
   SAR Configuration ☐Head ☒Body
3. Test Signal Call Mode ☒Test Code ☐Base Station Simulator
4. Test Configuration ☐With Belt Clip ☐Without Belt Clip ☒N/A
5. Tissue Depth is at least 15.0 cm

Jay M. Moulton
Vice President

This report shall not be reproduced except in full without the written approval of RF Exposure Lab, LLC.

SAR Data Summary – 2450 MHz Body 802.11b

MEASUREMENT RESULTS									
Gap	Plot	Position	Frequency		Modulation	Antenna	End Power	Measured SAR (W/kg)	Reported SAR (W/kg)
			MHz	Ch.			(dBm)		
10 mm	13	Side A	2437	6	DSSS	Chain 0	18.0	0.413	0.41
	-----		2462	11	DSSS		17.9	0.387	0.40
	-----	Side B	2437	6	DSSS		18.0	0.0138	0.01
	-----	Side C	2437	6	DSSS		18.0	0.145	0.15
	-----	Side A	2437	6	DSSS	Chain 1	18.0	0.235	0.24
	-----	Side C	2437	6	DSSS		18.0	0.031	0.03
	-----	Side D	2437	6	DSSS		18.0	0.0121	0.01
							Body 1.6 W/kg (mW/g) averaged over 1 gram		

1. Battery is fully charged for all tests.
   Power Measured ☒Conducted ☐ERP ☐EIRP
2. SAR Measurement
   Phantom Configuration ☐Left Head ☒Eli4 ☐Right Head
   SAR Configuration ☐Head ☒Body
3. Test Signal Call Mode ☒Test Code ☐Base Station Simulator
4. Test Configuration ☐With Belt Clip ☐Without Belt Clip ☒N/A
5. Tissue Depth is at least 15.0 cm

Jay M. Moulton
Vice President

This report shall not be reproduced except in full without the written approval of RF Exposure Lab, LLC.

SAR Data Summary – 5200 MHz Body 802.11a

MEASUREMENT RESULTS									
Gap	Plot	Position	Frequency		Modulation	Antenna	End Power	Measured SAR (W/kg)	Reported SAR (W/kg)
			MHz	Ch.			(dBm)		
10 mm	14	Side A	5220	44	OFDM	Chain 0	9.3	0.249	0.29
	-----	Side B	5220	44	OFDM		9.3	0.0128	0.02
	-----	Side C	5220	44	OFDM		9.3	0.0785	0.09
	-----	Side A	5220	44	OFDM	Chain 1	11.9	0.118	0.12
	-----	Side C	5220	44	OFDM		11.9	0.138	0.14
	-----	Side D	5220	44	OFDM		11.9	0.0112	0.01
							Body 1.6 W/kg (mW/g) averaged over 1 gram		

1. Battery is fully charged for all tests.
   Power Measured ☒Conducted ☐ERP ☐EIRP
2. SAR Measurement
   Phantom Configuration ☐Left Head ☒Eli4 ☐Right Head
   SAR Configuration ☐Head ☒Body
3. Test Signal Call Mode ☒Test Code ☐Base Station Simulator
4. Test Configuration ☐With Belt Clip ☐Without Belt Clip ☒N/A
5. Tissue Depth is at least 15.0 cm

Jay M. Moulton
Vice President

This report shall not be reproduced except in full without the written approval of RF Exposure Lab, LLC.

SAR Data Summary – 5800 MHz Body 802.11a

MEASUREMENT RESULTS									
Gap	Plot	Position	Frequency		Modulation	Antenna	End Power	Measured SAR (W/kg)	Reported SAR (W/kg)
			MHz	Ch.			(dBm)		
10 mm	-----	Side A	5785	157	OFDM	Chain 0	19.4	0.335	0.34
	-----	Side B	5785	157	OFDM		19.4	0.0172	0.02
	15	Side C	5785	157	OFDM		19.4	0.131	0.13
	-----	Side A	5785	157	OFDM	Chain 1	19.4	0.216	0.22
	-----	Side C	5785	157	OFDM		19.4	0.0649	0.07
	-----	Side D	5785	157	OFDM		19.4	0.136	0.14
						Body 1.6 W/kg (mW/g) averaged over 1 gram			

1. Battery is fully charged for all tests.
   Power Measured ☒Conducted ☐ERP ☐EIRP
2. SAR Measurement
   Phantom Configuration ☐Left Head ☒Eli4 ☐Right Head
   SAR Configuration ☐Head ☒Body
3. Test Signal Call Mode ☒Test Code ☐Base Station Simulator
4. Test Configuration ☐With Belt Clip ☐Without Belt Clip ☒N/A
5. Tissue Depth is at least 15.0 cm

Jay M. Moulton
Vice President

This report shall not be reproduced except in full without the written approval of RF Exposure Lab, LLC.

SAR Data Summary – Simultaneous Transmit (Worst Case)

MEASUREMENT RESULTS								
Plot	Frequency (WLAN)		Frequency (WWAN)		WWAN Technology	SAR (W/kg) WLAN	SAR (W/kg) WWAN	Total SAR (W/kg)
	MHz	Ch.	MHz	Ch.				
-----	2437	6	1880.0	9400	WCDMA Band 2	0.41	1.42	1.83
					Body 1.6 W/kg (mW/g) averaged over 1 gram			

The worst case condition is in the 2.4 GHz band. The WWAN and WLAN antennas are a minimum of 55 mm apart. Using the highest reported SAR to calculate the simultaneous Tx using peak separation ratio, the highest ratio would be 0.04 which meets the requirements of KDB 447498 section 4.3.2 3) on page 13. The calculation is shown below.

Simultaneous Separation Ratio Calculation

$(SAR_1 + SAR_2)^{1.5}/R_i \leq 0.04$ rounded to two digits

$(0.41 + 1.42)^{1.5}/55 = 0.04$

SAR Data Summary – Simultaneous Transmit (WLAN MIMO)

MEASUREMENT RESULTS							
Plot	Frequency (WLAN)		Frequency (WLAN)		SAR (W/kg) WLAN	SAR (W/kg) WWAN	Total SAR (W/kg)
	MHz	Ch.	MHz	Ch.			
-----	2437	6	2462	11	0.41	0.40	0.81
					Body 1.6 W/kg (mW/g) averaged over 1 gram		

The sum of the two transmitters is less than the limit; therefore, the simultaneous transmission meets the requirements of KDB447498 D01 v06 section 4.3.2 page 11.

© 2016 RF Exposure Lab, LLC

This report shall not be reproduced except in full without the written approval of RF Exposure Lab, LLC.

11. Test Equipment List

Table 11.1 Equipment Specifications

Type	Calibration Due Date	Calibration Done Date	Serial Number
Staubli Robot TX60L	N/A	N/A	F07/55M6A1/A/01
Measurement Controller CS8c	N/A	N/A	1012
ELI4 Flat Phantom	N/A	N/A	1251
ELI4 Flat Phantom	N/A	N/A	2037
Device Holder	N/A	N/A	N/A
Data Acquisition Electronics 4	01/14/2017	01/14/2016	1321
Data Acquisition Electronics 4	04/25/2018	04/25/2017	1321
SPEAG E-Field Probe EX3DV4	02/16/2017	02/16/2016	3311
SPEAG E-Field Probe EX3DV4	01/27/2017	01/27/2016	3833
SPEAG E-Field Probe EX3DV4	01/23/2018	01/23/2017	3833
Speag Validation Dipole D750V2	08/10/2017	08/10/2016	1053
Speag Validation Dipole D835V2	08/10/2017	08/10/2016	4d131
Speag Validation Dipole D1750V2	08/13/2018	08/13/2016	1061
Speag Validation Dipole D1900V2	08/13/2017	08/13/2016	5d147
Speag Validation Dipole D2450V2	08/10/2017	08/10/2016	881
Speag Validation Dipole D2550V2	08/10/2017	08/10/2016	1003
Speag Validation Dipole D5GHzV2	08/11/2017	08/11/2016	1119
Agilent N1911A Power Meter	05/20/2017	05/20/2015	GB45100254
Agilent N1922A Power Sensor	06/25/2017	06/25/2015	MY45240464
Advantest R3261A Spectrum Analyzer	03/26/2017	03/26/2015	31720068
Agilent (HP) 8350B Signal Generator	03/26/2017	03/26/2015	2749A10226
Agilent (HP) 83525A RF Plug-In	03/26/2017	03/26/2015	2647A01172
Agilent (HP) 8753C Vector Network Analyzer	03/26/2017	03/26/2015	3135A01724
Agilent (HP) 85047A S-Parameter Test Set	03/26/2017	03/26/2015	2904A00595
Agilent (HP) 8960 Base Station Sim.	03/31/2017	03/31/2015	MY48360364
Anritsu MT8820C	07/28/2017	07/28/2015	6201176199
Agilent N1911A Power Meter	05/20/2019	03/20/2017	GB45100254
Agilent N1922A Power Sensor	06/21/2019	06/21/2017	MY45240464
Advantest R3261A Spectrum Analyzer	03/26/2019	03/20/2017	31720068
Agilent (HP) 8350B Signal Generator	03/26/2019	03/20/2017	2749A10226
Agilent (HP) 83525A RF Plug-In	03/26/2019	03/20/2017	2647A01172
Agilent (HP) 8753C Vector Network Analyzer	03/26/2019	03/20/2017	3135A01724
Agilent (HP) 85047A S-Parameter Test Set	03/26/2019	03/20/2017	2904A00595
Agilent (HP) 8960 Base Station Sim.	03/27/2019	03/27/2017	MY48360364
Anritsu MT8820C	07/28/2019	07/28/2017	6201176199
Agilent 778D Dual Directional Coupler	N/A	N/A	MY48220184
MiniCircuits BW-N20W5+ Fixed 20 dB Attenuator	N/A	N/A	N/A
MiniCircuits SPL-10.7+ Low Pass Filter	N/A	N/A	R8979513746
Aprel Dielectric Probe Assembly	N/A	N/A	0011
Body Equivalent Matter (750 MHz)	N/A	N/A	N/A
Body Equivalent Matter (835 MHz)	N/A	N/A	N/A
Body Equivalent Matter (1750 MHz)	N/A	N/A	N/A
Body Equivalent Matter (1900 MHz)	N/A	N/A	N/A
Body Equivalent Matter (2450 MHz)	N/A	N/A	N/A
Body Equivalent Matter (2550 MHz)	N/A	N/A	N/A
Body Equivalent Matter (5 Ghz)	N/A	N/A	N/A

© 2016 RF Exposure Lab, LLC

This report shall not be reproduced except in full without the written approval of RF Exposure Lab, LLC.

12. Conclusion

The SAR measurement indicates that the EUT complies with the RF radiation exposure limits of the FCC/IC. These measurements are taken to simulate the RF effects exposure under worst-case conditions. Precise laboratory measures were taken to assure repeatability of the tests. The tested device complies with the requirements in respect to all parameters subject to the test. The test results and statements relate only to the item(s) tested.

Please note that the absorption and distribution of electromagnetic energy in the body is a very complex phenomena that depends on the mass, shape, and size of the body; the orientation of the body with respect to the field vectors; and, the electrical properties of both the body and the environment. Other variables that may play a substantial role in possible biological effects are those that characterize the environment (e.g. ambient temperature, air velocity, relative humidity, and body insulation) and those that characterize the individual (e.g. age, gender, activity level, debilitation, or disease). Because innumerable factors may interact to determine the specific biological outcome of an exposure to electromagnetic fields, any protection guide shall consider maximal amplification of biological effects as a result of field-body interactions, environmental conditions, and physiological variables.

© 2016 RF Exposure Lab, LLC

This report shall not be reproduced except in full without the written approval of RF Exposure Lab, LLC.

13. References

[1] Federal Communications Commission, ET Docket 93-62, Guidelines for Evaluating the Environmental Effects of Radio Frequency Radiation, August 1996

[2] ANSI/IEEE C95.1 – 1992, American National Standard Safety Levels with respect to Human Exposure to Radio Frequency Electromagnetic Fields, 300kHz to 100GHz, New York: IEEE, 1992.

[3] ANSI/IEEE C95.3 – 2002, IEEE Recommended Practice for the Measurement of Potentially Hazardous Electromagnetic Fields – RF and Microwave, New York: IEEE, 2002.

[4] International Electrotechnical Commission, IEC 62209-2 (Edition 1.0), Human Exposure to radio frequency fields from hand-held and body mounted wireless communication devices – Human models, instrumentation, and procedures – Part 2: Procedure to determine the specific absorption rate (SAR) for wireless communication devices used in close proximity to the human body (frequency range of 30 MHz to 6 GHz), March 2010.

[5] IEEE Standard 1528 – 2013, IEEE Recommended Practice for Determining the Peak-Spatial Average Specific Absorption Rate (SAR) in the Human Head from Wireless Communication Devices: Measurement Techniques, June 2013.

[6] Industry Canada, RSS – 102 Issue 5, Radio Frequency Exposure Compliance of Radiocommunication Apparatus (All Frequency Bands), March 2015.

[7] Health Canada, Safety Code 6, Limits of Human Exposure to Radiofrequency Electromagnetic Fields in the Frequency Range from 3kHz to 300 GHz, 2009.

This report shall not be reproduced except in full without the written approval of RF Exposure Lab, LLC.

Appendix A – System Validation Plots and Data

```
************************************************************
Test Result for UIM Dielectric Parameter
Thu 01/Dec/2016
Freq   Frequency(GHz)
FCC_eH Limits for Head Epsilon
FCC_sH Limits for Head Sigma
FCC_eB Limits for Body Epsilon
FCC_sB Limits for Body Sigma
Test_e Epsilon  of  UIM
Test_s Sigma of UIM
************************************************************
```

Freq	FCC_eB	FCC_sB	Test_e	Test_s
0.7000	55.73	0.96	55.59	0.95
0.7040	55.714	0.96	55.574	0.954*
0.7075	55.70	0.96	55.56	0.958*
0.7090	55.694	0.96	55.554	0.959*
0.7100	55.69	0.96	55.55	0.96
0.7110	55.686	0.96	55.546	0.96*
0.7200	55.65	0.96	55.51	0.96
0.7300	55.61	0.96	55.46	0.97
0.7400	55.57	0.96	55.42	0.97
0.7500	55.53	0.96	55.38	0.98
0.7600	55.49	0.96	55.33	0.98
0.7700	55.45	0.96	55.29	0.99
0.7800	55.41	0.97	55.25	0.99
0.7820	55.404	0.97	55.24	0.992*
0.7900	55.38	0.97	55.20	1.00
0.8000	55.34	0.97	55.16	1.00

* value interpolated

This report shall not be reproduced except in full without the written approval of RF Exposure Lab, LLC.

```
************************************************************
Test Result for UIM Dielectric Parameter
Fri 02/Dec/2016
Freq   Frequency(GHz)
FCC_eH Limits for Head Epsilon
FCC_sH Limits for Head Sigma
FCC_eB Limits for Body Epsilon
FCC_sB Limits for Body Sigma
Test_e Epsilon  of  UIM
Test_s Sigma of UIM
************************************************************
Freq          FCC_eB FCC_sB Test_e Test_s
0.8050        55.32  0.97   56.05  0.96
0.8150        55.28  0.97   56.00  0.98
0.8242        55.243 0.97   55.954 0.98*
0.8250        55.24  0.97   55.95  0.98
0.8264        55.234 0.97   55.944 0.981*
0.8290        55.224 0.97   55.934 0.984*
0.8350        55.20  0.97   55.91  0.99
0.8365        55.196 0.972  55.903 0.99*
0.8366        55.195 0.972  55.902 0.99*
0.8440        55.173 0.979  55.865 0.99*
0.8450        55.17  0.98   55.86  0.99
0.8466        55.165 0.982  55.857 0.992*
0.8488        55.159 0.984  55.852 0.994*
0.8550        55.14  0.99   55.84  1.00
0.8650        55.11  1.01   55.80  1.01
0.8750        55.08  1.02   55.78  1.03
0.8850        55.05  1.03   55.73  1.03
0.8950        55.02  1.04   55.70  1.04

* value interpolated

************************************************************
Test Result for UIM Dielectric Parameter
Thu 01/Dec/2016
Freq   Frequency(GHz)
FCC_eH Limits for Head Epsilon
FCC_sH Limits for Head Sigma
FCC_eB Limits for Body Epsilon
FCC_sB Limits for Body Sigma
Test_e Epsilon  of  UIM
Test_s Sigma of UIM
************************************************************
Freq          FCC_eB FCC_sB Test_e Test_s
1.7100        53.53  1.47   53.39  1.47
1.7200        53.51  1.47   53.36  1.48
1.7300        53.48  1.48   53.32  1.49
1.7325        53.475 1.48   53.313 1.493*
1.7400        53.46  1.48   53.29  1.50
1.7450        53.445 1.485  53.28  1.505*
1.7500        53.43  1.49   53.27  1.51
1.7600        53.41  1.49   53.25  1.52
1.7700        53.38  1.50   53.22  1.53
1.7800        53.35  1.51   53.20  1.54

* value interpolated
```


This report shall not be reproduced except in full without the written approval of RF Exposure Lab, LLC.

```
************************************************************
Test Result for UIM Dielectric Parameter
Tue 29/Aug/2017
Freq   Frequency(GHz)
FCC_eH Limits for Head Epsilon
FCC_sH Limits for Head Sigma
FCC_eB Limits for Body Epsilon
FCC_sB Limits for Body Sigma
Test_e Epsilon  of  UIM
Test_s Sigma of UIM
************************************************************
Freq          FCC_eB FCC_sB Test_e Test_s
1.7100        53.53  1.47   53.55  1.48
1.7124        53.525 1.47   53.543 1.482*
1.7200        53.51  1.47   53.52  1.49
1.7300        53.48  1.48   53.38  1.50
1.7326        53.475 1.48   53.375 1.503*
1.7400        53.46  1.48   53.36  1.51
1.7500        53.43  1.49   53.32  1.52
1.7526        53.425 1.49   53.315 1.523*
1.7600        53.41  1.49   53.30  1.53
1.7700        53.38  1.50   53.27  1.55
1.7800        53.35  1.51   53.23  1.55

* value interpolated


************************************************************
Test Result for UIM Dielectric Parameter
Fri 02/Dec/2016
Freq   Frequency(GHz)
FCC_eH Limits for Head Epsilon
FCC_sH Limits for Head Sigma
FCC_eB Limits for Body Epsilon
FCC_sB Limits for Body Sigma
Test_e Epsilon  of  UIM
Test_s Sigma of UIM
************************************************************
Freq          FCC_eB FCC_sB Test_e Test_s
1.8400        53.30  1.52   52.61  1.51
1.8500        53.30  1.52   52.59  1.52
1.8502        53.30  1.52   52.59  1.52*
1.8524        53.30  1.52   52.585 1.522*
1.8600        53.30  1.52   52.57  1.53
1.8700        53.30  1.52   52.54  1.53
1.8800        53.30  1.52   52.52  1.54
1.8900        53.30  1.52   52.50  1.55
1.9000        53.30  1.52   52.48  1.55
1.9076        53.30  1.52   52.465 1.558*
1.9088        53.30  1.52   52.462 1.559*
1.9100        53.30  1.52   52.46  1.56
1.9200        53.30  1.52   52.43  1.57

* value interpolated
```


This report shall not be reproduced except in full without the written approval of RF Exposure Lab, LLC.

```
************************************************************
Test Result for UIM Dielectric Parameter
Sat 03/Dec/2016
Freq   Frequency(GHz)
FCC_eH Limits for Head Epsilon
FCC_sH Limits for Head Sigma
FCC_eB Limits for Body Epsilon
FCC_sB Limits for Body Sigma
Test_e Epsilon  of  UIM
Test_s Sigma of UIM
************************************************************
```

Freq	FCC_eB	FCC_sB	Test_e	Test_s
2.4900	52.65	2.01	52.52	2.03
2.5000	52.64	2.02	52.50	2.04
2.5100	52.62	2.04	52.48	2.05
2.5200	52.61	2.05	52.46	2.06
2.5300	52.60	2.06	52.44	2.08
2.5350	52.595	2.07	52.43	2.09*
2.5400	52.59	2.08	52.42	2.10
2.5500	52.57	2.09	52.40	2.11
2.5600	52.56	2.11	52.38	2.12
2.5700	52.55	2.12	52.36	2.14
2.5800	52.53	2.13	52.34	2.15
2.5900	52.52	2.15	52.32	2.17

* value interpolated

```
************************************************************
Test Result for UIM Dielectric Parameter
Sat 03/Dec/2016
Freq   Frequency(GHz)
FCC_eH Limits for Head Epsilon
FCC_sH Limits for Head Sigma
FCC_eB Limits for Body Epsilon
FCC_sB Limits for Body Sigma
Test_e Epsilon  of  UIM
Test_s Sigma of UIM
************************************************************
```

Freq	FCC_eB	FCC_sB	Test_e	Test_s
2.4100	52.75	1.91	52.59	1.91
2.4120	52.748	1.912	52.586	1.912*
2.4200	52.74	1.92	52.57	1.92
2.4300	52.73	1.93	52.55	1.93
2.4370	52.716	1.937	52.536	1.944*
2.4400	52.71	1.94	52.53	1.95
2.4500	52.70	1.95	52.51	1.96
2.4600	52.69	1.96	52.49	1.97
2.4620	52.686	1.964	52.486	1.972*
2.4700	52.67	1.98	52.47	1.98
2.4800	52.66	1.99	52.45	2.00

* value interpolated

This report shall not be reproduced except in full without the written approval of RF Exposure Lab, LLC.

****
Test Result for UIM Dielectric Parameter
Mon 05/Dec/2016
Freq Frequency(GHz)
FCC_eH Limits for Head Epsilon
FCC_sH Limits for Head Sigma
FCC_eB Limits for Body Epsilon
FCC_sB Limits for Body Sigma
Test_e Epsilon of UIM
Test_s Sigma of UIM
****

Freq	FCC_eB	FCC_sB	Test_e	Test_s
5.1000	49.15	5.18	49.02	5.17
5.1200	49.12	5.21	48.99	5.20
5.1400	49.10	5.23	48.96	5.22
5.1600	49.07	5.25	48.93	5.24
5.1800	49.04	5.28	48.91	5.27
5.2000	49.01	5.30	48.88	5.30
5.2100	49.00	5.31	48.87	5.31*
5.2200	48.99	5.32	48.86	5.32
5.2400	48.96	5.35	48.83	5.34
5.2600	48.93	5.37	48.80	5.36
5.2800	48.91	5.39	48.77	5.38
5.2900	48.895	5.405	48.755	5.39*
5.3000	48.88	5.42	48.74	5.40
5.3200	48.85	5.44	48.72	5.43
5.3400	48.82	5.46	48.69	5.45
5.3600	48.80	5.49	48.66	5.47
5.3800	48.77	5.51	48.63	5.50
5.4000	48.74	5.53	48.61	5.53
5.4200	48.72	5.56	48.59	5.56
5.4400	48.69	5.58	48.56	5.59
5.4600	48.66	5.60	48.53	5.62
5.4800	48.63	5.63	48.50	5.64
5.5000	48.61	5.65	48.48	5.67
5.5200	48.58	5.67	48.45	5.69
5.5400	48.55	5.70	48.42	5.72
5.5600	48.53	5.72	48.39	5.74
5.5800	48.50	5.74	48.37	5.76
5.6000	48.47	5.77	48.34	5.79
5.6200	48.44	5.79	48.31	5.81
5.6400	48.42	5.81	48.28	5.83
5.6600	48.39	5.84	48.25	5.85
5.6800	48.36	5.86	48.22	5.88
5.7000	48.34	5.88	48.19	5.90
5.7200	48.31	5.91	48.16	5.93
5.7400	48.28	5.93	48.13	5.95
5.7450	48.273	5.935	48.125	5.958*
5.7600	48.25	5.95	48.11	5.98
5.7750	48.235	5.973	48.088	5.995*
5.7800	48.23	5.98	48.08	6.00
5.7850	48.223	5.985	48.073	6.008*
5.8000	48.20	6.00	48.05	6.03
5.8200	48.17	6.02	48.02	6.05
5.8250	48.165	6.028	48.013	6.055*
5.8400	48.15	6.05	47.99	6.07

* value interpolated

This report shall not be reproduced except in full without the written approval of RF Exposure Lab, LLC.

RF Exposure Lab

Plot 1

DUT: Dipole 750 MHz D750V3; Type: D750V3; Serial: D750V3 - SN:1053

Communication System: CW; Frequency: 750 MHz; Duty Cycle: 1:1
Medium: MSL750; Medium parameters used: f = 750 MHz; σ = 0.98 S/m; ε_r = 55.38; ρ = 1000 kg/m^3
Phantom section: Flat Section

Test Date: Date: 12/4/2016; Ambient Temp: 23 °C; Tissue Temp: 21 °C

Probe: EX3DV4 - SN3833; ConvF(9.23, 9.23, 9.23); Calibrated: 1/27/2016;
Sensor-Surface: 2mm (Mechanical Surface Detection)
Electronics: DAE4 Sn1321; Calibrated: 1/14/2016
Phantom: ELI v5.0; Type: QDOVA001BB; Serial: 1251
Measurement SW: DASY52, Version 52.8 (8); SEMCAD X Version 14.6.10 (7331)

Procedure Notes:

750 MHz/Verification/Area Scan (5x11x1): Measurement grid: dx=15mm, dy=15mm
Maximum value of SAR (measured) = 1.09 W/kg

750 MHz/Verification/Zoom Scan (5x5x7)/Cube 0: Measurement grid: dx=8mm, dy=8mm, dz=5mm
Reference Value = 31.143 V/m; Power Drift = 0.01 dB
Peak SAR (extrapolated) = 1.31 W/kg
P_{in}= 100 mW
SAR(1 g) = 0.852 W/kg; SAR(10 g) = 0.551 W/kg
Maximum value of SAR (measured) = 1.10 W/kg

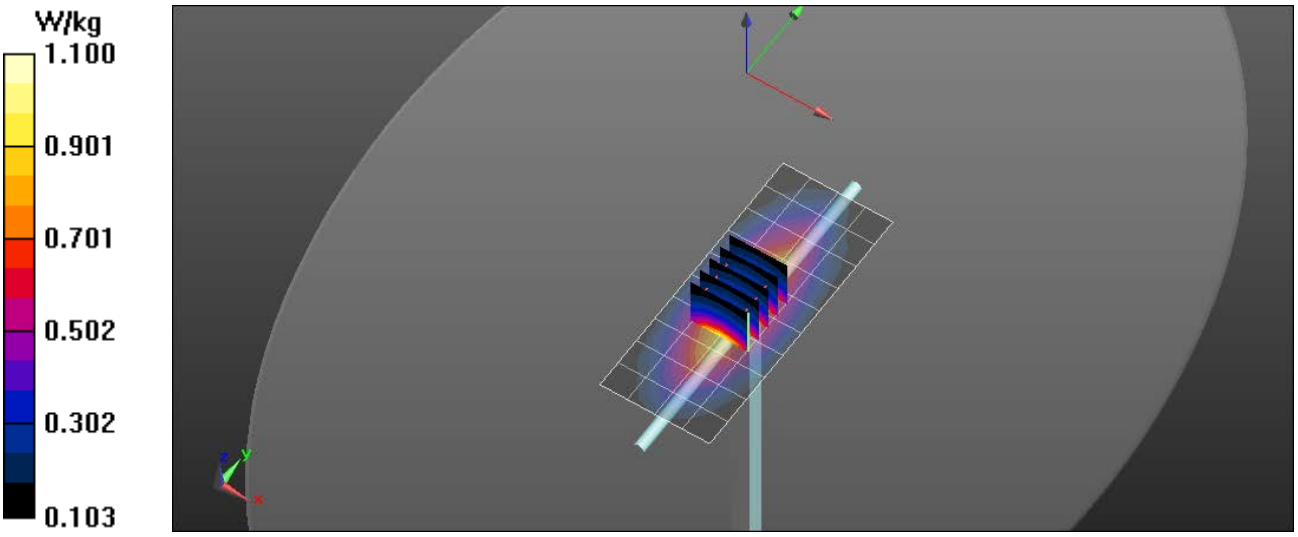

This report shall not be reproduced except in full without the written approval of RF Exposure Lab, LLC.

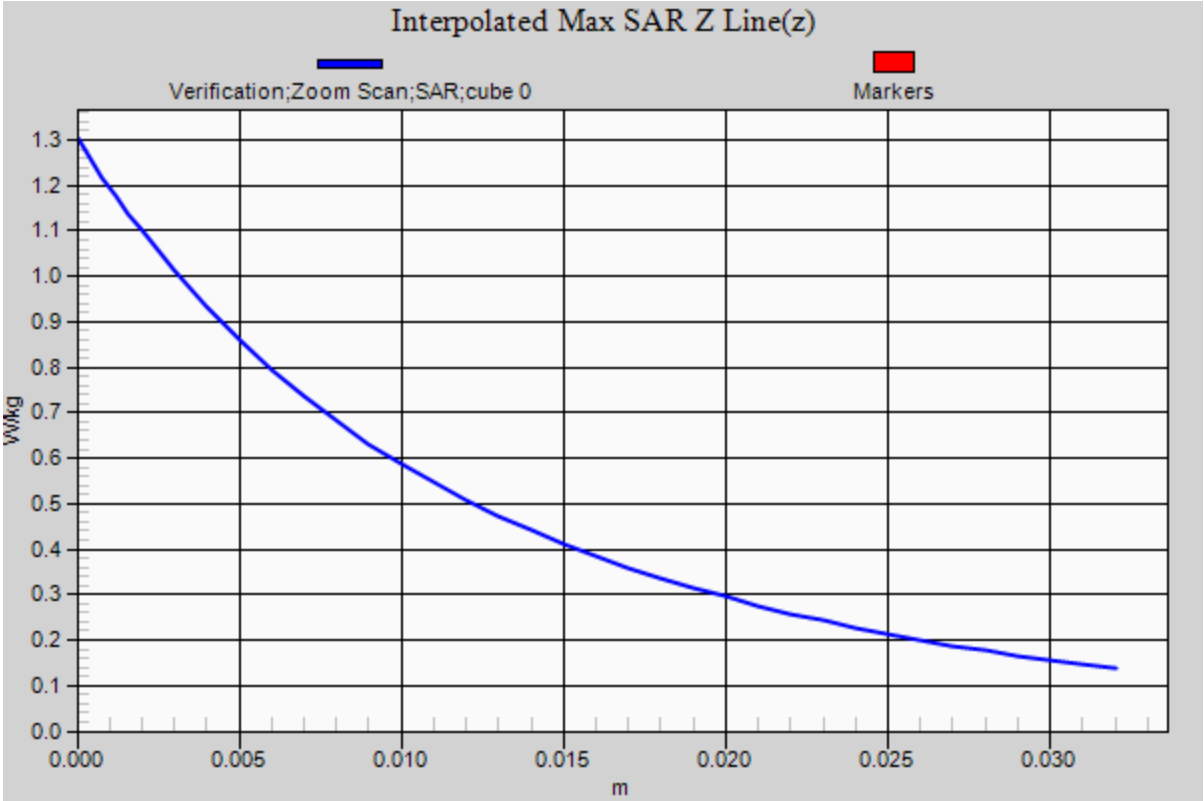

This report shall not be reproduced except in full without the written approval of RF Exposure Lab, LLC.

RF Exposure Lab

Plot 2

DUT: Dipole 835 MHz D835V2; Type: D835V2; Serial: D835V2 - SN:4d131

Communication System: CW; Frequency: 835 MHz; Duty Cycle: 1:1
Medium: MSL835; Medium parameters used: f = 835 MHz; σ = 0.99 S/m; ε_r = 55.91; ρ = 1000 kg/m^3
Phantom section: Flat Section

Test Date: Date: 12/2/2016; Ambient Temp: 23 °C; Tissue Temp: 21 °C
Probe: EX3DV4 - SN3833; ConvF(8.73, 8.73, 8.73); Calibrated: 1/27/2016;
Sensor-Surface: 2mm (Mechanical Surface Detection)
Electronics: DAE4 Sn1321; Calibrated: 1/14/2016
Phantom: ELI v5.0; Type: QDOVA001BB; Serial: 1251
Measurement SW: DASY52, Version 52.8 (8); SEMCAD X Version 14.6.10 (7331)

Procedure Notes:

835 MHz Body/Verification/Area Scan (81x161x1): Interpolated grid: dx=1.000 mm, dy=1.000 mm
Maximum value of SAR (interpolated) = 1.27 W/kg

835 MHz Body/Verification/Zoom Scan (5x5x7)/Cube 0: Measurement grid: dx=8mm, dy=8mm, dz=5mm
Reference Value = 52.435 V/m; Power Drift = -0.03 dB
Peak SAR (extrapolated) = 1.42 W/kg
P_{in}= 100 mW
SAR(1 g) = 0.947 W/kg; SAR(10 g) = 0.625 W/kg
Maximum value of SAR (measured) = 1.28 W/kg

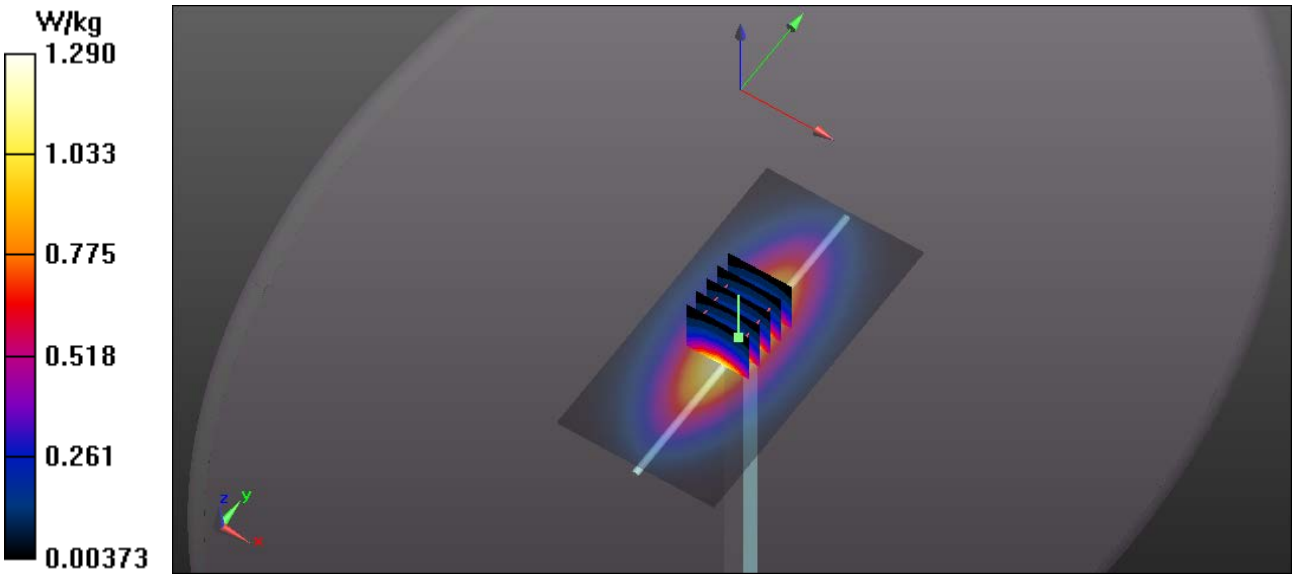

This report shall not be reproduced except in full without the written approval of RF Exposure Lab, LLC.

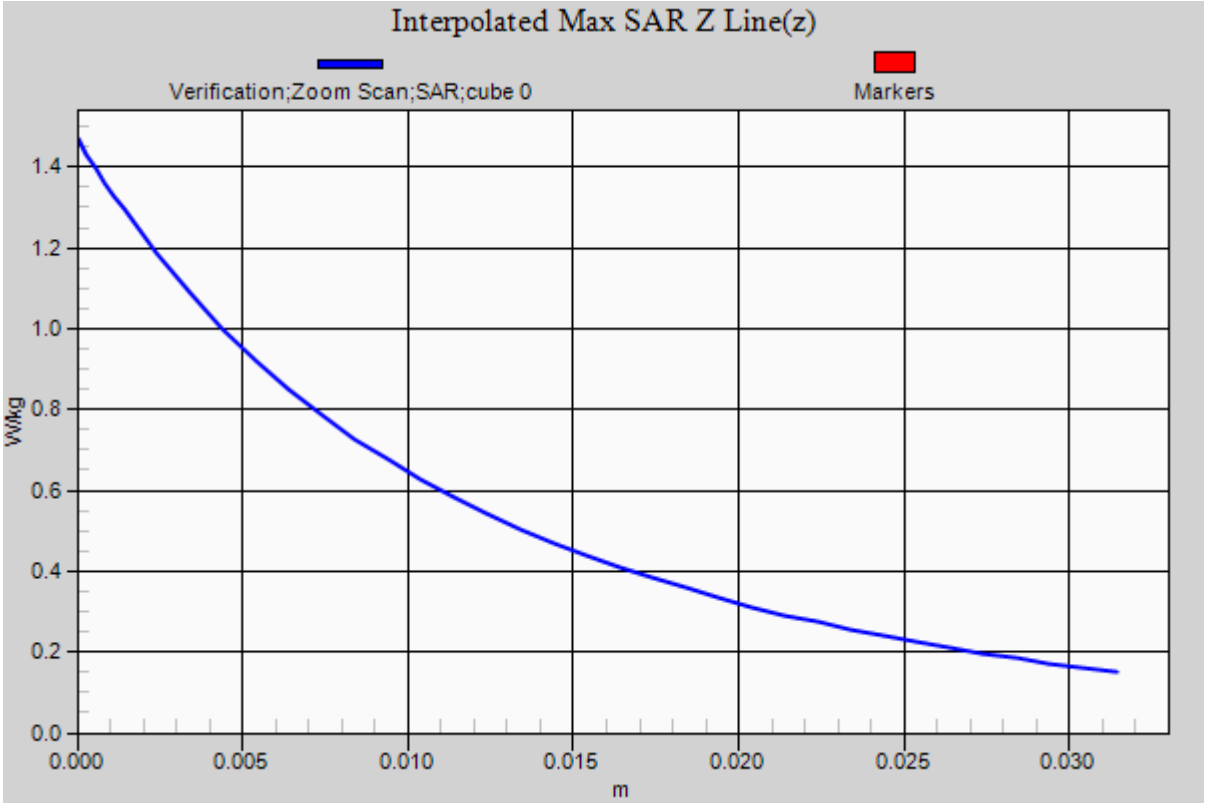

This report shall not be reproduced except in full without the written approval of RF Exposure Lab, LLC.

RF Exposure Lab

Plot 3

DUT: Dipole 1750 MHz D1750V2; Type: D1750V2; Serial: D1750V2 - SN:1061

Communication System: CW; Frequency: 1750 MHz; Duty Cycle: 1:1
Medium: MSL1750; Medium parameters used: f = 1750 MHz; σ = 1.51 S/m; ε_r = 53.27; ρ = 1000 kg/m^3
Phantom section: Flat Section

Test Date: Date: 12/1/2016; Ambient Temp: 23 °C; Tissue Temp: 21 °C

Probe: EX3DV4 - SN3833; ConvF(7.32, 7.32, 7.32); Calibrated: 1/27/2016;
Sensor-Surface: 2mm (Mechanical Surface Detection)
Electronics: DAE4 Sn1321; Calibrated: 1/14/2016
Phantom: ELI v5.0; Type: QDOVA001BB; Serial: 1251
Measurement SW: DASY52, Version 52.8 (8); SEMCAD X Version 14.6.10 (7331)

Procedure Notes:

1750 MHz/Verification/Area Scan (5x7x1): Measurement grid: dx=15mm, dy=15mm
Maximum value of SAR (measured) = 5.31 W/kg

1750 MHz/Verification/Zoom Scan (5x5x7)/Cube 0: Measurement grid: dx=8mm, dy=8mm, dz=5mm
Reference Value = 31.489 V/m; Power Drift = -0.02 dB
Peak SAR (extrapolated) = 6.92 W/kg
P_{in}= 100 mW
SAR(1 g) = 3.81 W/kg; SAR(10 g) = 2 W/kg
Maximum value of SAR (measured) = 5.47 W/kg

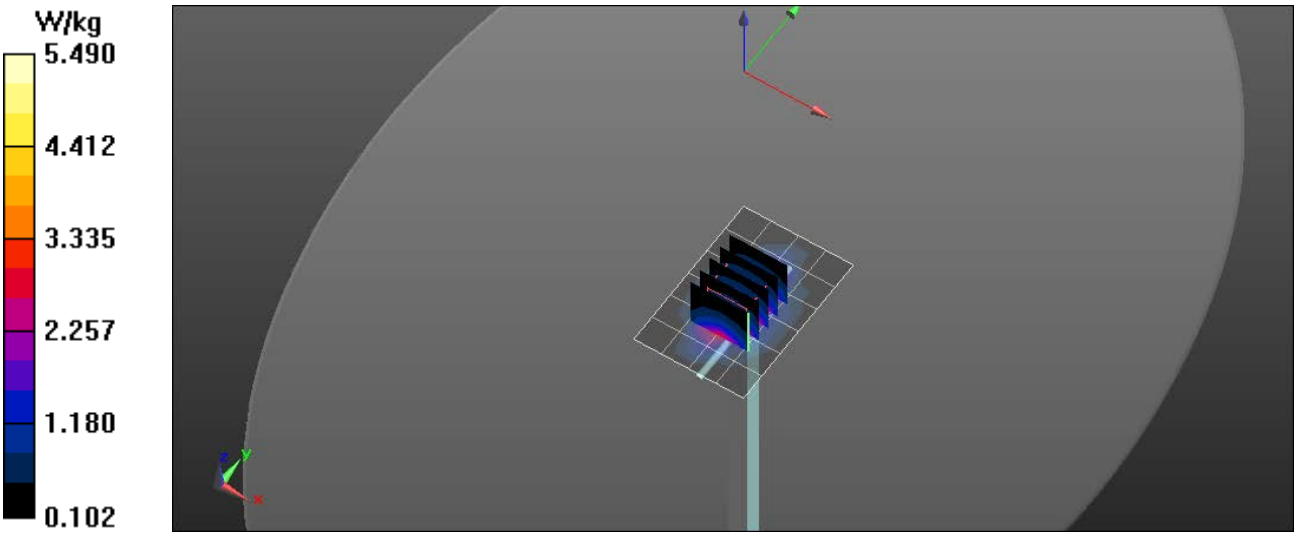

This report shall not be reproduced except in full without the written approval of RF Exposure Lab, LLC.

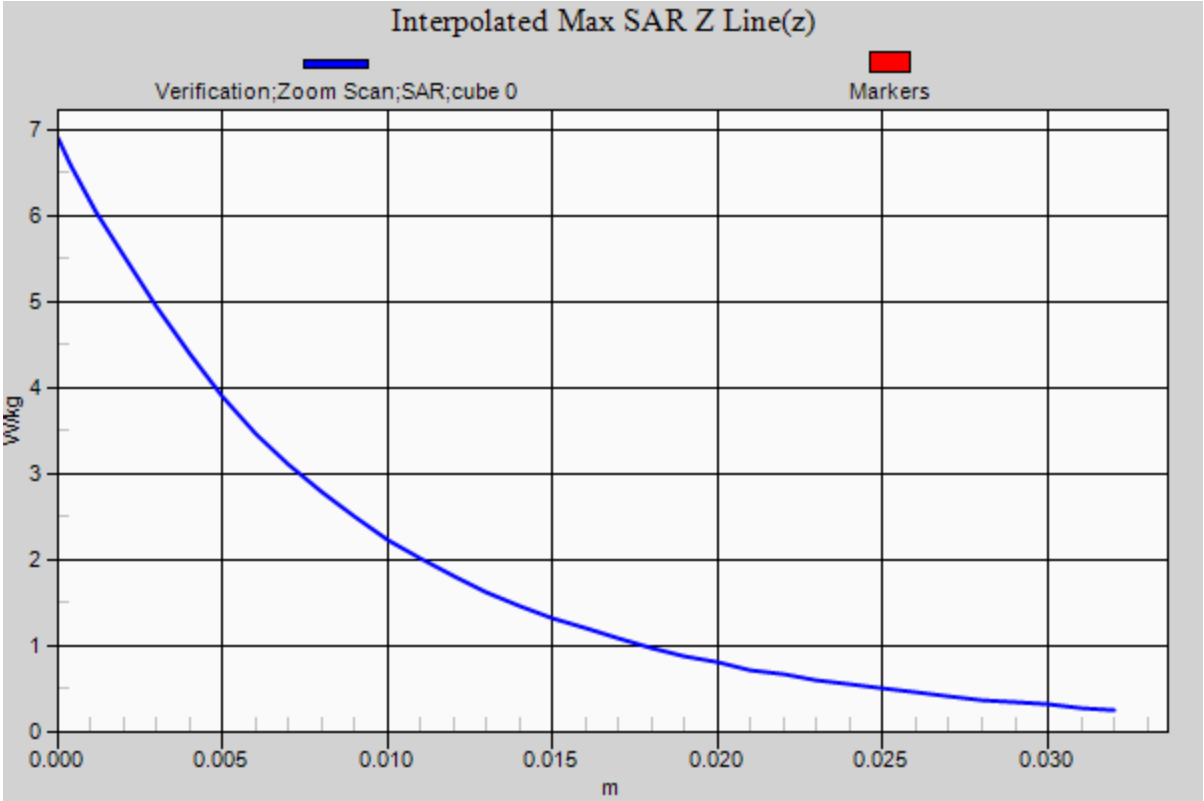

This report shall not be reproduced except in full without the written approval of RF Exposure Lab, LLC.

RF Exposure Lab

Plot 4

DUT: Dipole 1900 MHz D1900V2; Type: D1900V2; Serial: D1900V2 - SN:5d147

Communication System: CW; Frequency: 1900 MHz; Duty Cycle: 1:1
Medium: MSL1900; Medium parameters used: f = 1900 MHz; σ = 1.55 S/m; ε_r = 52.48; ρ = 1000 kg/m^3
Phantom section: Flat Section

Test Date: Date: 12/2/2016; Ambient Temp: 23 °C; Tissue Temp: 21 °C
Probe: EX3DV4 - SN3833; ConvF(7.13, 7.13, 7.13); Calibrated: 1/27/2016;
Sensor-Surface: 2mm (Mechanical Surface Detection)
Electronics: DAE4 Sn1321; Calibrated: 1/14/2016
Phantom: ELI v5.0; Type: QDOVA001BB; Serial: 1251
Measurement SW: DASY52, Version 52.8 (8); SEMCAD X Version 14.6.10 (7331)

Procedure Notes:

1900 MHz Body/Verification/Area Scan (61x81x1): Interpolated grid: dx=1.000 mm, dy=1.000 mm
Maximum value of SAR (interpolated) = 5.59 W/kg

1900 MHz Body/Verification/Zoom Scan (7x7x7)/Cube 0: Measurement grid: dx=5mm, dy=5mm, dz=5mm
Reference Value = 52.559 V/m; Power Drift = -0.01 dB
Peak SAR (extrapolated) = 6.67 W/kg
P_{in}= 100 mW
SAR(1 g) = 4.01 W/kg; SAR(10 g) = 2.06 W/kg
Maximum value of SAR (measured) = 5.62 W/kg

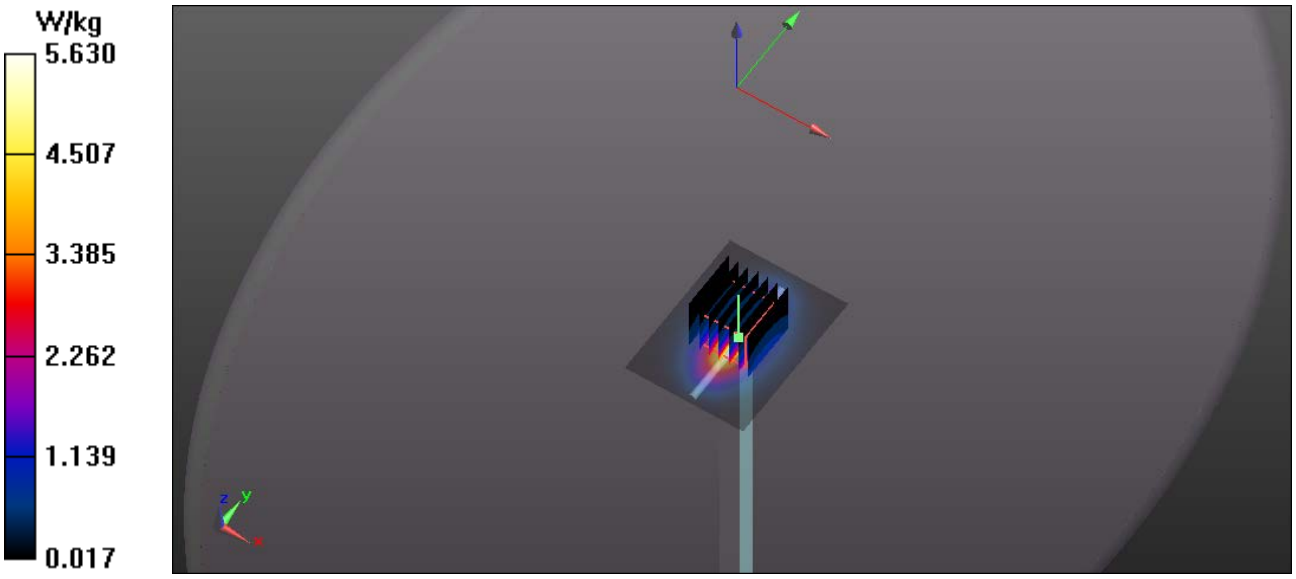

This report shall not be reproduced except in full without the written approval of RF Exposure Lab, LLC.

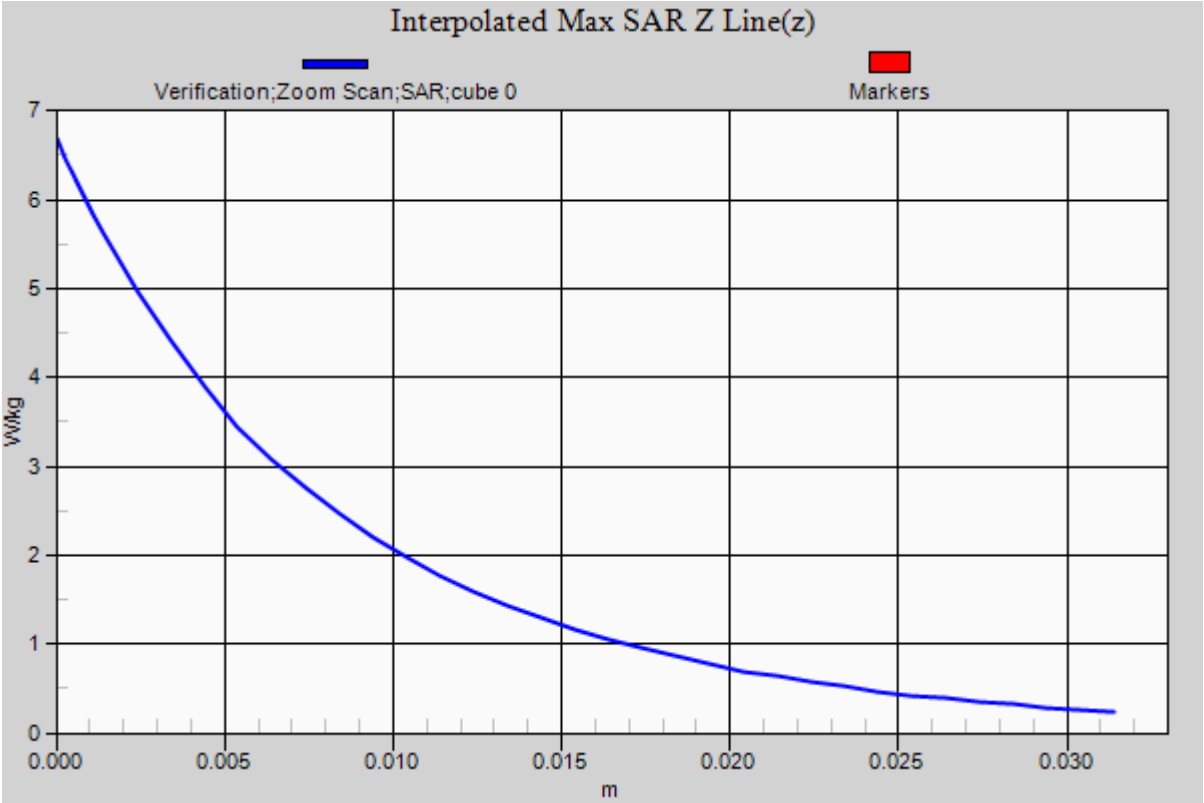

This report shall not be reproduced except in full without the written approval of RF Exposure Lab, LLC.

RF Exposure Lab

Plot 5

DUT: Dipole 2550 MHz D2550V2; Type: D2550V2; Serial: D2550V2 - SN:1003

Communication System: CW; Frequency: 2550 MHz; Duty Cycle: 1:1
Medium: MSL2600; Medium parameters used: f = 2550 MHz; σ = 2.11 S/m; ε_r = 52.4; ρ = 1000 kg/m^3
Phantom section: Flat Section

Test Date: Date: 12/3/2016; Ambient Temp: 23 °C; Tissue Temp: 21 °C
Probe: EX3DV4 - SN3311; ConvF(4.17, 4.17, 4.17); Calibrated: 2/16/2016;
Sensor-Surface: 3mm (Mechanical Surface Detection)
Electronics: DAE4 Sn1321; Calibrated: 1/14/2016
Phantom: ELI v5.0; Type: QDOVA001BB; Serial: 1251
Measurement SW: DASY52, Version 52.8 (8); SEMCAD X Version 14.6.10 (7331)

Procedure Notes:

2550 MHz Body/Verification/Area Scan (61x81x1): Interpolated grid: dx=1.000 mm, dy=1.000 mm
Maximum value of SAR (interpolated) = 9.17 W/kg

2550 MHz Body/Verification/Zoom Scan (7x7x7)/Cube 0: Measurement grid: dx=5mm, dy=5mm, dz=5mm
Reference Value = 54.222 V/m; Power Drift = -0.01 dB
Peak SAR (extrapolated) = 11.4 W/kg
P_{in}= 100 mW
SAR(1 g) = 5.4 W/kg; SAR(10 g) = 2.43 W/kg
Maximum value of SAR (measured) = 8.99 W/kg

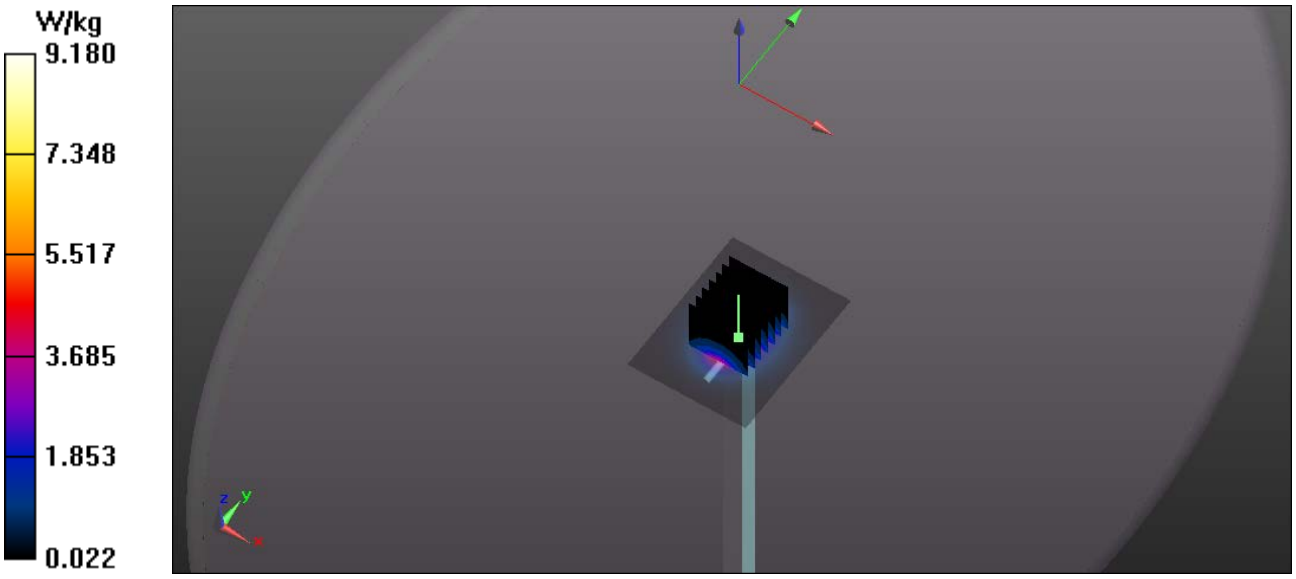

This report shall not be reproduced except in full without the written approval of RF Exposure Lab, LLC.

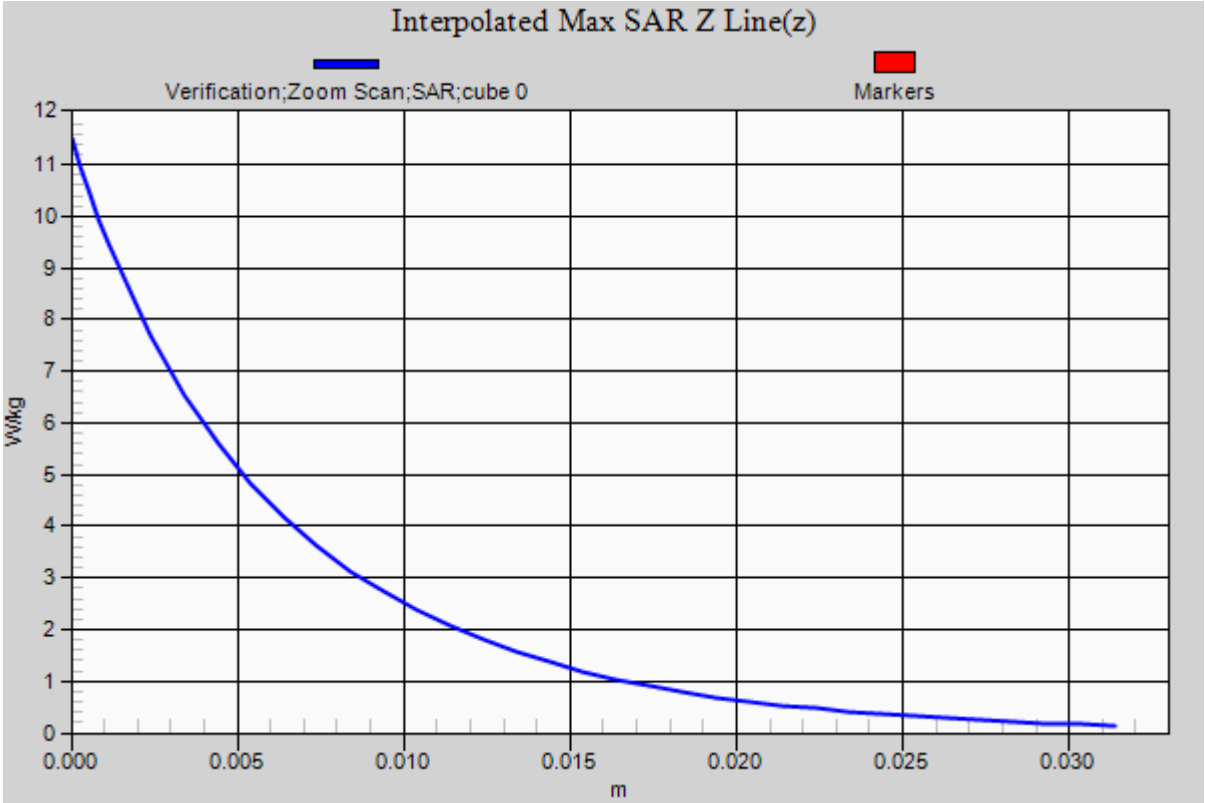

This report shall not be reproduced except in full without the written approval of RF Exposure Lab, LLC.

RF Exposure Lab

Plot 6

DUT: Dipole 2450 MHz D2450V2; Type: D2450V2; Serial: D2450V2 - SN: 881

Communication System: CW; Frequency: 2450 MHz; Duty Cycle: 1:1
Medium: MSL2450; Medium parameters used: f = 2450 MHz; σ = 1.96 S/m; ε_r = 52.51; ρ = 1000 kg/m^3
Phantom section: Flat Section

Test Date: Date: 12/3/2016; Ambient Temp: 23 °C; Tissue Temp: 21 °C
Probe: EX3DV4 - SN3833; ConvF(6.87, 6.87, 6.87); Calibrated: 1/27/2016;
Sensor-Surface: 2mm (Mechanical Surface Detection)
Electronics: DAE4 Sn1321; Calibrated: 1/14/2016
Phantom: ELI v5.0; Type: QDOVA001BB; Serial: 1251
Measurement SW: DASY52, Version 52.8 (8); SEMCAD X Version 14.6.10 (7331)

Procedure Notes:

Body Verification/2450 MHz/Area Scan (61x101x1): Interpolated grid: dx=1.200 mm, dy=1.200 mm
Maximum value of SAR (interpolated) = 8.87 W/kg

Body Verification/2450 MHz/Zoom Scan (7x7x7)/Cube 0: Measurement grid: dx=5mm, dy=5mm, dz=5mm
Reference Value = 53.517 V/m; Power Drift = -0.03 dB
Peak SAR (extrapolated) = 11.13 W/kg
P_{in}= 100 mW
SAR(1 g) = 5.19 W/kg; SAR(10 g) = 2.43 W/kg
Maximum value of SAR (measured) = 8.92 W/kg

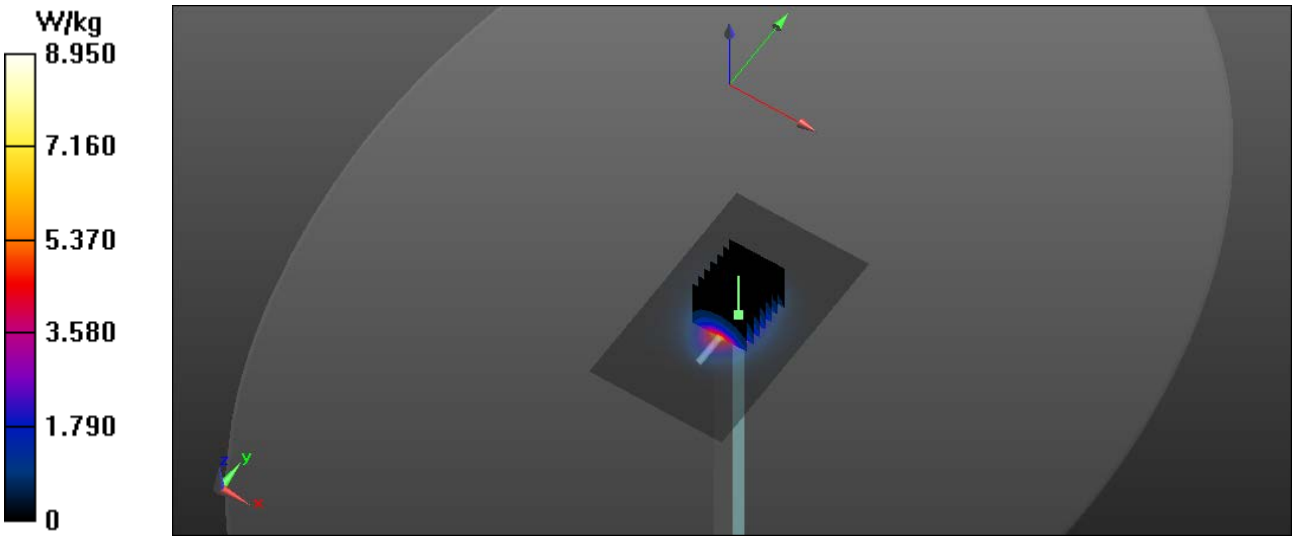

This report shall not be reproduced except in full without the written approval of RF Exposure Lab, LLC.

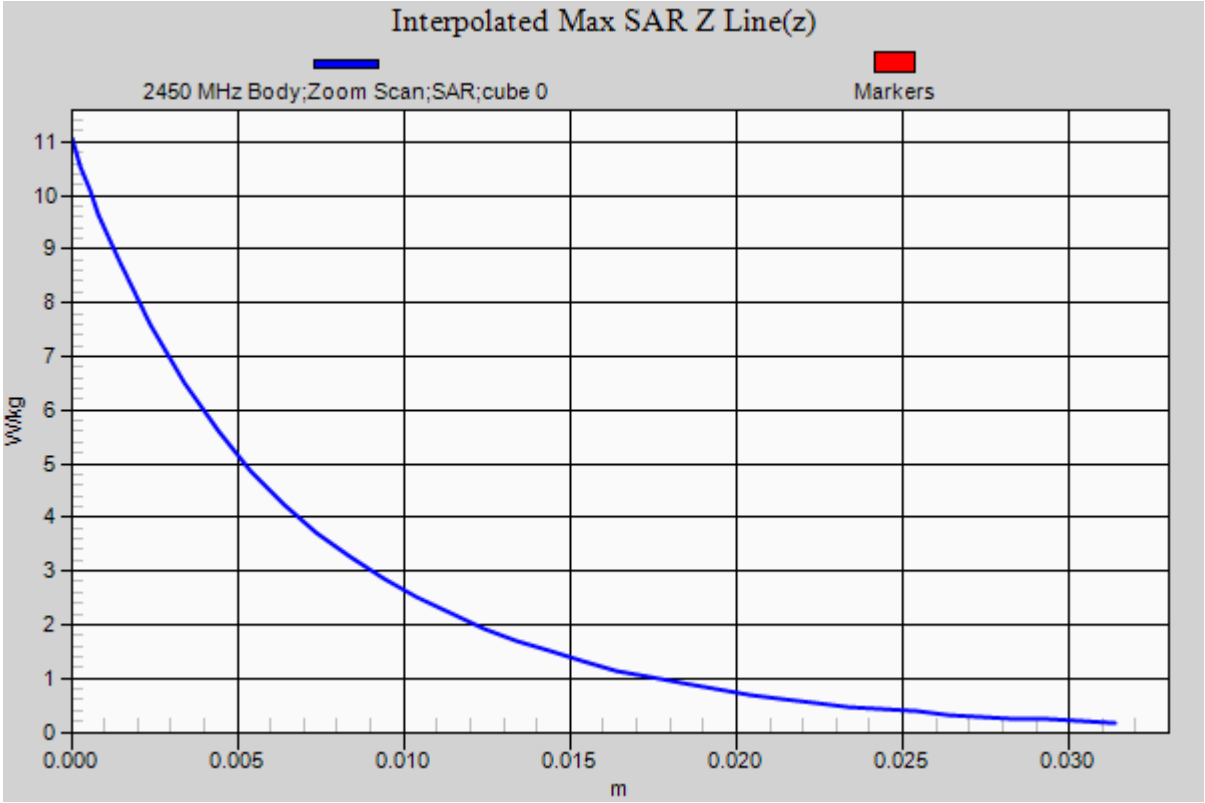

This report shall not be reproduced except in full without the written approval of RF Exposure Lab, LLC.

RF Exposure Lab

Plot 7

DUT: Dipole D5GHzV2; Type: D5GHzV2; Serial: D5GHzV2 - SN: 1119

Communication System: CW; Frequency: 5200 MHz; Duty Cycle: 1:1
Medium: MSL 3-6 GHz; Medium parameters used: f = 5200 MHz; σ = 5.3 S/m; ε_r = 48.88; ρ = 1000 kg/m^3
Phantom section: Flat Section

Test Date: Date: 12/5/2016; Ambient Temp: 23 °C; Tissue Temp: 21 °C
Probe: EX3DV4 - SN3833; ConvF(4.03, 4.03, 4.03); Calibrated: 1/27/2016;
Sensor-Surface: 2mm (Mechanical Surface Detection)
Electronics: DAE4 Sn1321; Calibrated: 1/14/2016
Phantom: ELI v5.0; Type: QDOVA001BB; Serial: 1251
Measurement SW: DASY52, Version 52.8 (8); SEMCAD X Version 14.6.10 (7331)

Procedure Notes:

Body Verification/5200 MHz/Area Scan (61x81x1): Interpolated grid: dx=1.000 mm, dy=1.000 mm
Maximum value of SAR (interpolated) = 1.88 W/kg

Body Verification/5200 MHz/Zoom Scan (7x7x12)/Cube 0: Measurement grid: dx=4mm, dy=4mm, dz=2mm
Reference Value = 12.256 V/m; Power Drift = 0.03 dB
Peak SAR (extrapolated) = 3.2 W/kg
Pin=10 mW
SAR(1 g) = 0.78 W/kg; SAR(10 g) = 0.213 W/kg
Maximum value of SAR (measured) = 1.9 W/kg

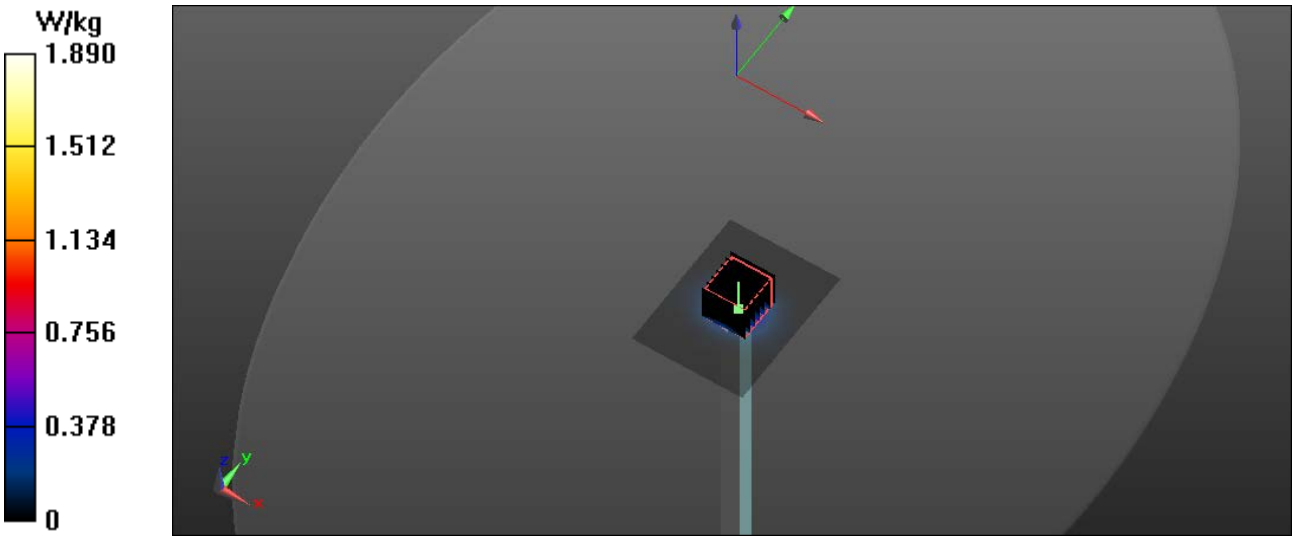

This report shall not be reproduced except in full without the written approval of RF Exposure Lab, LLC.